




TM



**INDIANAPOLIS COLTS<sup>®</sup>**  
**1993 MEDIA GUIDE**







**INDIANAPOLIS COLTS  
1993 SEASON SCHEDULE**

Date	Opponent	Time
<b>PRESEASON</b>		
Saturday, August 7	at Seattle Seahawks	8:00 p.m.
Saturday, August 14	CINCINNATI BENGALS	7:00 p.m.
Friday, August 20	LOS ANGELES RAIDERS	7:00 p.m.
Friday, August 27	at Green Bay Packers	7:00 p.m.
<b>REGULAR SEASON</b>		
Sunday, September 5	MIAMI DOLPHINS	12:00 p.m.
Sunday, September 12	at Cincinnati Bengals	12:00 p.m.
Sunday, September 19	OPEN	
Sunday, September 26	CLEVELAND BROWNS	12:00 p.m.
Sunday, October 3	at Denver Broncos	3:00 p.m.
Sunday, October 10	DALLAS COWBOYS	12:00 p.m.
Sunday, October 17	OPEN	
Sunday, October 24	at Miami Dolphins	6:30 p.m.
Sunday, October 31	NEW ENGLAND PATRIOTS	1:00 p.m.
Sunday, November 7	at Washington Redskins	8:00 p.m.
Sunday, November 14	NEW YORK JETS	4:00 p.m.
Sunday, November 21	at Buffalo Bills	1:00 p.m.
Monday, November 29	SAN DIEGO CHARGERS	9:00 p.m.
Sunday, December 5	at New York Jets	1:00 p.m.
Sunday, December 12	at New York Giants	1:00 p.m.
Sunday, December 19	PHILADELPHIA EAGLES	8:00 p.m.
Sunday, December 26	at New England Patriots	1:00 p.m.
Sunday, January 2	BUFFALO BILLS	1:00 p.m.

**HOME GAMES**

All Times Local to Indianapolis

**INDEX**

Alumni . . . . . 122-126	Longest in Colts History . . . 151
Biographies:	Records:
Assistant Coaches . . . . . 6-11	Attendance . . . . . 133
Bushofsky, Jack . . . . . 12	Seasonal . . . . . 142-143
Chernoff, Michael . . . . . 4	Individual . . . . . 133-137
College Scouts . . . . . 14-16	Career . . . . . 140-141
Draft Choices . . . . . 71-74	Team . . . . . 137-140
Irsay, Jim . . . . . 4	Results:
Irsay, Robert . . . . . 3	Preseason . . . . . 152-153
Marchibroda, Ted . . . . . 5-6	Review of 1992:
Terpening, Bob . . . . . 12	Game Summaries . . . . . 77-91
Trainers . . . . . 13	Statistics:
Veteran Players . . . . . 17-70	Individual . . . . . 93-95
Building the Colts . . . . . 76	. . . . . 98-100
Championship Games/	Team . . . . . 96-97
Teams . . . . . 115-121	Roster . . . . . insert
Colts Lasts . . . . . 151	Schedule:
Draft History . . . . . 127-133	Colts . . . . . 1
Facility . . . . . 92	NFL . . . . . 167-169
Hall of Fame Colts . . . 108-112	Series Records . . . . . 164-166
History of the Colts . . 101-107	Top Single-Game Performances:
Honors:	Colts . . . . . 143-145
All-Pro . . . . . 113	Opponents . . . . . 150
Pro Bowl . . . . . 114	Travel Headquarters . . . . . 16
League Contacts . . . . . 75	Year-by-Year Leaders . 146-150

The Colts' logo and the name Indianapolis Colts are trademarks of the Indianapolis Colts, Inc.



# DIRECTORY

## INDIANAPOLIS COLTS ADMINISTRATION

### FRONT OFFICE

Robert Irsay . . . . . President and Treasurer  
 James Irsay . . . . . Vice President and General Manager  
 Michael G. Chernoff . . . . . Vice President and General Counsel  
 Bob Terpening . . . . . Assistant General Manager  
 Kurt Humphrey . . . . . Controller  
 Pete Ward . . . . . Director of Operations  
 Craig Kelley . . . . . Director of Public Relations  
 Larry Hall . . . . . Ticket Manager  
 Rene Longoria . . . . . Director of Sales  
 Rod St. Clair . . . . . Assistant Director of Public Relations  
 Todd Stewart . . . . . Assistant Director of Public Relations  
 David Filar . . . . . Purchasing Administrator  
 Jon Scott . . . . . Equipment Manager  
 Mike Mays . . . . . Assistant Equipment Manager  
 Marty Heckscher . . . . . Video Director  
 John Starliper . . . . . Assistant Video Director

### COACHING STAFF

Ted Marchibroda . . . . . Head Coach  
 Ron Blackledge . . . . . Offensive Line  
 Fred Bruney . . . . . Offensive Assistant  
 George Catavolos . . . . . Secondary  
 Gene Huey . . . . . Running Backs  
 Nick Nicolau . . . . . Offensive Coordinator  
 Dwain Painter . . . . . Receivers  
 Francis Peay . . . . . Defensive Line  
 Jay Robertson . . . . . Defensive Assistant  
 Brad Seely . . . . . Special Teams/Tight Ends  
 Rick Venturi . . . . . Defensive Coordinator/Linebackers  
 Tom Zupancic . . . . . Strength and Conditioning

### PERSONNEL

Jack Bushofsky . . . . . Director of Player Personnel  
 Mike Butler . . . . . College Scout  
 John Goeller . . . . . College Scout  
 Don Joyce . . . . . College Scout  
 Pat Mondock . . . . . College Scout  
 Clyde Powers . . . . . College Scout  
 Paul Roell . . . . . College Scout  
 William "Rip" Scherer . . . . . College Scout

### MEDICAL STAFF

Hunter Smith . . . . . Head Trainer  
 Dave Hammer . . . . . Assistant Trainer  
 K. Donald Shelbourne . . . . . Team Physician and Orthopedic Surgeon  
 Arthur C. Rettig . . . . . Orthopedic Surgeon

### OFFICE STAFF

Barbara Allison . . . . . General Manager Secretary  
 Cathy Catellier . . . . . Head Coach Secretary  
 Mary Clugston . . . . . Bookkeeper  
 Pam Humphrey . . . . . Public Relations  
 Sue Kelly . . . . . Personnel Secretary  
 George Kirkland . . . . . Building and Grounds  
 Amy Lindner . . . . . Ticket Office  
 Melisa Livingston . . . . . Receptionist  
 Traci Morgan . . . . . Operations  
 Norm Mueller . . . . . Mail Clerk/Office Assistant  
 Beverly Slater . . . . . Bookkeeper  
 Wade Smith . . . . . Building and Grounds  
 Skyler Webster . . . . . Building and Grounds  
 Kristen Willsey . . . . . Ticket Office

### INDIANAPOLIS COLTS

P.O. Box 53500  
 Indianapolis, IN 46253  
 (317) 297-2658—Switchboard  
 (317) 297-7000—Ticket Office

The Colts 1993 Media Guide was compiled by the Indianapolis Colts' Public Relations Department and is meant to serve as an information source for the media and NFL fans. Printing by Sport Graphics. The cover logo was produced by NFL Properties.



## INDIANAPOLIS COLTS OFFICERS

### ROBERT IRSAY

#### President and Treasurer

"The greatest thrill I've had in football was on April 2, 1984, when I walked into the Hoosier Dome with Mayor (Bill) Hudnut in front of all those fans," says Robert Irsay of the 20,000 people who showed up to welcome the Colts to Indianapolis. "It is my intention," Irsay continues, "for the Colts to be a vital contributing member of the greater Indianapolis community."



Irsay became owner of the Colts on July 26, 1972, when he traded his recently-acquired Los Angeles Rams to Carroll Rosenbloom for the Colt franchise. Irsay had purchased the Rams from the estate of Dan Reeves.

Irsay was born on March 5, 1923, in Chicago's northern "Bucktown" section. He worked his way through the University of Illinois, where he earned a Bachelor of Science degree in mechanical engineering. (While attending Illinois, he was an Illini football teammate of former Colt Alex Agase.)

From 1941 to 1945, he served in the United States Marine Corps., after which he worked for a mechanical contracting company in Chicago.

In 1952 he formed the Robert Irsay Company of Skokie, Ill. After building the business into one of the largest and most respected heating, ventilating and air conditioning companies in the world, Irsay sold his company to a firm listed on the New York Stock Exchange in 1971. He remained associated with the firm until 1978 when he formed Colt Construction and Development Co., and its affiliate, Colt Developers, Co., which are diversified construction and development companies.

Irsay is an active supporter of many charitable organizations. Among these are: Big Brothers, Little Sisters of the Poor, the Noble Center, Christamore House, Black Expo, the Mental Health Association and Cystic Fibrosis Foundation in Indianapolis; Foundation for Children with Learning Disabilities, New York, New York; Stritch School of Medicine at Loyola University in Chicago; and the Troubled Children's Foundation Center in Hialeah, Fla. He makes further donations through the Colts as a member of NFL Properties which dedicates a major portion of its earnings to NFL Charities.

Irsay has two sons, Tom (39) and Jim (34), the club's general manager.




## OFFICERS

### JIM IRSAY

#### Vice President and General Manager

Dedication: The best description of Jim Irsay's commitment to bringing winning football to the City of Indianapolis. Irsay has been involved in all aspects of the day-to-day operation of the Colts since joining the club in January of 1982. Jim was added to the personnel department in 1983 and took over as general manager in early 1984, following the Colts move to Indianapolis. The 34-year old Irsay was instrumental in the return of Ted Marchibroda as the Colts' head coach.



Irsay has served on the National Football League's Pro-College Relations Committee. He currently serves on the Working Club Executive Committee through the league.

Irsay received his bachelor's degree in broadcast journalism from Southern Methodist University, where he played linebacker for a year and a half as a walk-on, before an ankle injury ended his career. Jim was born on June 13, 1959 in Lincolnwood, Ill. He attended Loyola Academy in Wilmette, Ill., where he played golf, boxed and became an avid weight-conditioner. He ran in the Grandma's Marathon in Duluth, Minn. in July of 1991.

Jim is an active member of the Indianapolis community and is involved with Big Brothers of Indianapolis. He is a corporate member of the Indiana Sports Corporation, and he serves on the Board of Directors of the Noble Center for Retarded Citizens in Indianapolis. Additionally, in 1990, Irsay wrote and helped produce the song, "Colors", a musical tribute to Ryan White. Jim and his wife, Meg, have three daughters, Carlie (12), Casey (10) and Kalen (6).

### MICHAEL G. CHERNOFF

#### Vice President and General Counsel

Since March of 1975, Michael Chernoff has been vice president and general counsel for Robert Irsay's various business concerns including the Colt football team.

The Glencoe, Ill. native received his bachelor's degree from the University of Chicago in 1956 and then stayed on at Chicago to receive his Doctor of Law degree in 1959. Chernoff was in private practice until 1974 when he became vice president and general counsel to a Fortune 500 company, one year before joining Irsay. Chernoff's legal background includes extensive work in corporate law, securities, real estate and taxes. He has also played a key role in negotiating commercial, player and other contracts, including the contract which put the Colts in Indianapolis.



Chernoff, who resides in Chicago with his wife, Eunice, has three children, Susan, Steven and Robert.



## TED MARCHIBRODA

### Head Coach

Ted Marchibroda returned to the Colts organization as head coach on January 28, 1992. It was a return home for Marchibroda, who stood as the third-winningest coach in Colts history with a 41-36 overall record from 1975-79.

Marchibroda's return was as triumphant as his initial Colts season in 1975. He guided Indianapolis to a 9-7 record in 1992, an eight-game improvement from the previous season. The turnaround matched his efforts in 1975, and Marchibroda owns two of the four eight-game seasonal improvements ever earned in NFL history.


"It was great to return to the Colts. I have always wanted to come back since I was first head coach here. There is tremendous pride in the Colts horseshoe, and I have always felt I was a part of a great organization," said Marchibroda.

The 9-7 record gained by the Colts in 1992 included victories against each divisional foe, along with a five-game winning streak to conclude the season. The winning streak matches the longest for the Colts while in Indianapolis.

Marchibroda holds an overall record of 50-43 with the Colts. His career victories rank behind Don Shula (73, 1963-69) and Weeb Ewbank (61, 1954-62) for most in franchise history. His 93 games also mark the third-longest head coaching tenure in club history.

Marchibroda originally joined the Colts on February 15, 1975. He took the reigns of a Colts club that posted a 2-12 mark in 1974 and engineered then the greatest seasonal turnaround in NFL history by producing a 10-4 record in 1975, the first time in league annals a club moved from last to first. His three AFC Eastern Division championships (1975, 10-4; 1976, 11-3; 1977, 10-4) represent the most titles won by a Colts head coach. Ewbank (1958, 1959) and Shula (1964, 1968) each won two NFL Western Conference titles. The Colts posted a nine-game winning streak in 1975, the second-longest in team history, and won 29 of 33 regular season outings from October 26, 1975 through November 20, 1977. His 1976 team won eleven of 14 games and topped the NFL in total offense (5,236 net yards), passing (215-361-59.6%-209.1 yds./game-9.05 avg./att., 24 TDs and nine ints.) and scoring (417, 29.8 points/game). In regular season play (42 games) during the divisional title streak, the Colts were held in single digits only twice and under 20 points just 13 times, while exceeding 30 points in 18 contests. The Colts reached the AFC Divisional Playoffs, losing twice to eventual Super Bowl Champion Pittsburgh and to Oakland in a double-overtime thriller, 37-31, in 1977. Overall, Marchibroda's Colts squads are 41-33 in conference play, 9-7 versus the NFC and 28-20 in the division.

Marchibroda, 62, is a veteran of 31 NFL seasons. He spent 1987-91 with Buffalo, including the last three as offensive coordinator. His "no-huddle" attack helped Buffalo establish consecutive 13-3 records in 1990 and 1991, along with AFC Championships and berths in Super Bowls XXV and XXVI. The Bills scored more than 400 points each season from 1989-91, while





## COACHES

their offense averaged 362.1 yards per game, 140.1 rushing yards, a 61.7% completion percentage and an 8.01 yards per attempt average over that span. The Bills sported a perfect rush-pass blend (1,516-1,516) in his years as coordinator.

Marchibroda launched his NFL career as backfield coach for Bill McPeak and the Washington Redskins in 1961. He joined the staff of George Allen with the Los Angeles Rams in 1966. He moved with Allen to the Redskins in 1971, where he served as offensive coordinator through the 1974 season. Marchibroda was a member of the staff that helped Washington reach Super Bowl VII in 1973. His duty with the Redskins included work with veterans Sonny Jurgensen and Billy Kilmer. Jurgensen was the NFC passing leader in 1974. Marchibroda served in 1981 as quarterbacks coach with Chicago, then moved to Detroit as offensive coordinator from 1982-83 and to Philadelphia in the same role from 1984-85. Marchibroda's first two seasons with Buffalo (1987-88) were as quarterbacks coach/passing game coordinator. Under Marchibroda's guidance, Roman Gabriel (Rams, 1969) and Bert Jones (1976) won NFL Most Valuable Player honors.

Marchibroda quarterbacked collegiately at St. Bonaventure in 1950 and 1951 before the football program was dropped. He finished at the University of Detroit in 1952, where he led the nation in total offense. He was the first draft pick of the Pittsburgh Steelers in 1953. Marchibroda played one year before serving in the Army. He returned to play 1955-56 with the Steelers. His top season was 1956, hitting 124 of 275 passes for 1,585 yards and 12 touchdowns. Marchibroda's playing career ended with the Chicago Cardinals in 1957.

Marchibroda was born March 15, 1931 in Franklin, Pa. He resides with his wife, Ann, in Indianapolis. They have two daughters, Jodi and Lonni, and two sons, Ted, Jr. and Robert.

### **RON BLACKLEDGE, Offensive Line**

Ron Blackledge enters his second season with the Colts, his first as offensive line coach. Blackledge joined the Colts in 1992 as an offensive assistant after spending the last 10 seasons as offensive line coach with the Pittsburgh Steelers.

Blackledge, 55, entered the coaching ranks as an assistant coach at Canton (OH) South High School in 1960. He moved to Timken (1963-65) and Glenwood (1966-67) High Schools in Canton before assuming offensive line coaching duties at Ashland College in 1968. Blackledge served in the same capacity at the University of Cincinnati (1970-72), Kentucky (1973-75) and Princeton (1976) before taking the offensive coordinator position at Kent State in 1977. He was head coach at Kent State from 1979-81 before joining Chuck Noll's Pittsburgh staff in 1982.

Blackledge was a tight end and defensive end at Bowling Green from 1957-59 and is a member of the school's Hall of Fame. He has a bachelor's degree in physical education and a master's degree in guidance and physical education from Ohio University.

Blackledge was born April 15, 1938 in North Canton, Ohio. He is married to the former Linda Saccucci of Canton, Ohio. They have three children, Todd (33), Michelle (29) and Traci (22).








### **FRED BRUNEY, Offensive Assistant**

Fred Bruney enters his first season as an offensive assistant with the Colts. Bruney spent the last two seasons as defensive backfield coach of the New York Giants.

Bruney, 61, brings 30 years NFL coaching experience to the Colts. He entered the coaching ranks as a freshman coach at Ohio State in 1959. His pro start came in 1962 as a player/coach with the Boston Patriots (AFL). Bruney was the secondary coach with Philadelphia (1964-68) and Atlanta (1969-76) before rejoining the Eagles as assistant head coach/secondary from 1977-85. He earned a 37-35 win over Minnesota as interim head coach for the final game of 1985. Bruney returned to Atlanta as assistant head coach from 1986-89 before landing the same role and defensive coordinator duties with Tampa Bay in 1990.

Bruney was a running back and defensive back at Ohio State from 1950-52. He was All-Big Ten and the team's MVP as a senior. Bruney was a third-round draft choice of Cleveland in 1953. He played with San Francisco (1953-56), Pittsburgh (1957), the Los Angeles Rams (1958) and Boston (1960-63). Bruney was an All-AFL defensive back in 1961 and 1962.

Bruney was born December 30, 1931 in Martins Ferry, Ohio. He is married to the former Louise Freeman of Martins Ferry. They have five children, Chuck (37), Susan (29), Lori (26), Rebecca (23) and Richard (21).



### **GEORGE CATAVOLOS, Secondary**


George Catavolos enters his tenth season as secondary coach of the Colts. Catavolos joined Indianapolis in May of 1984, and he stands to become just the sixth of 115 coaches in team history to have a ten-year tenure.

Catavolos, 48, spent two seasons (1982-83) as secondary coach under Johnny Majors at Tennessee prior to coming to the Colts. He served in the same role at Kentucky (1977-81) and was part of the staff that guided the Wildcats to a 10-1 record in 1977.

Catavolos initiated his career as a graduate assistant at Purdue in 1967, under Jack Mollenkopf. He worked there for two seasons before taking his first full-time assistantship at Middle Tennessee State in 1969. Catavolos joined Louisville as secondary coach in 1970, then landed the same position with Purdue in 1971. He coached at Purdue for six years under head coaches Bob DeMoss and Alex Agase.

Catavolos starred as a defensive back at Purdue. He was co-captain of the 1967 Purdue squad that defeated USC, 14-13, in the Rose Bowl. He received a bachelor's degree in physical education and a master's degree in education from Purdue. He was a senior recipient of the Nobel E. Kizer Award for academic excellence.

Catavolos was born May 8, 1945 in Chicago, Ill. He is married to the former Tona Jones of Royal Center, Ind. They have two daughters, Lindsay Marie (10) and Stephanie Lynn (9).





## COACHES

### **GENE HUEY, Running Backs**


Gene Huey enters his second season as running backs coach of the Colts. Huey joined the Colts after spending the previous four seasons as an assistant at Ohio State. Huey tutored wide receivers for three seasons before working with the running backs in his final year with the Buckeyes.

Huey, 46, first gained experience with Indianapolis as the recipient of the fifth annual Robert Irsay Black Coaching Fellowship. He worked during the 1991 Colts training camp at Anderson University. Huey participated in practice management duties, along with assisting in staff meetings and personnel evaluations.

Huey began his coaching career at Wyoming, his alma mater, as a graduate assistant in 1970. He was named head freshman coach in 1972. Huey moved to New Mexico in 1974 as receivers coach, then joined the staff of Tom Osborne at Nebraska following the 1977 season. Huey coached receivers at Nebraska until joining John Cooper's staff at Arizona State in 1987. He then moved with Cooper to Ohio State in 1988.

Huey played both defensive back and wide receiver at Wyoming, setting 13 receiving records. He is the only player in Western Athletic Conference history to win all-conference offensive and defensive honors. He was a co-captain and played on three conference championship teams.

Huey was born July 20, 1947 in Uniontown, Pa.



### **NICK NICOLAU, Offensive Coordinator**


Nick Nicolau enters his second season as offensive coordinator of the Colts. Nicolau spent the prior three seasons as receivers coach at Buffalo, helping the Bills to berths in Super Bowls XXV and XXVI. Bills receivers were an element that helped Buffalo score more than 400 points annually from 1989-91, while the offense averaged 362.1 yards per game, had a 61.7% completion percentage and sported an 8.01 yards per attempt during that span.

Nicolau entered the NFL as running backs coach with New Orleans in 1980. He landed the running backs coaching slot with Denver in 1981 and served with the Broncos through the 1987 season. He was part of staffs that guided Denver to appearances in Super Bowls XXI and XXII. Nicolau coached wide receivers with the Los Angeles Raiders in 1988 before moving to Buffalo.

Nicolau, 60, entered the coaching ranks at Southern Connecticut State in 1960 before moving as an assistant to Springfield College in 1961. He spent eight seasons (1962-69) at the University of Bridgeport, including the final five as head coach. He served other collegiate assistantships at Massachusetts (1970), Connecticut (1971-72), Kentucky (1973-75) and Kent State (1976) before taking an assistant role for one season with Hamilton of the Canadian Football League. He moved to Montreal (1978-79) of the CFL and served as Director of Player Personnel/running backs coach. During those seasons, Montreal made two Grey Cup appearances.

Nicolau was a running back at Southern Connecticut (1951-53, 56). He earned a master's degree at Indiana University and a doctorate from Springfield College.


Anthero "Nick" Nicolau was born May 5, 1933 in New Bedford, Mass. He is married to the former Eleanor Weiss of Stratford, Conn. They have six children, Tracey (34), Duane (33), Shari (31), Vicki (30), Wendy (27) and Randy (22).





### DWAIN PAINTER, Receivers

Dwain Painter enters his second season as receivers coach of the Colts. Painter spent the four prior seasons as receivers coach with the Pittsburgh Steelers. Painter, 51, has 28 years coaching experience, including 17 on the collegiate level. He joined the Steelers from the University of Illinois, where he was offensive coordinator and quarterbacks coach in 1987.




Painter launched his career as head coach at Wall (NJ) High School in 1965. He landed the offensive coordinator role at San Jose State under DeWayne "Dewey" King in 1971. Painter moved to the College of San Mateo two years later (1973), then spent a two-year stint as quarterbacks and receivers coach at Brigham Young under LaVell Edwards. Following his 1974-75 stint at Brigham Young, Painter landed the same role at UCLA and remained there three seasons (1976-78). He became the head coach at Northern Arizona University in 1979. Painter compiled a 16-17 record during his 1979-81 tenure. Painter moved to Georgia Tech (1981-85) and Texas (1986) as offensive coordinator and quarterbacks coach before landing at Illinois. Painter tutored a red-shirted Jeff George at Illinois.

Painter played quarterback and defensive back at Rutgers from 1961-64, earning a bachelor's degree in physical education and a master's in education.

Painter was born February 13, 1942 in Monroeville, Pa. He has two children, Deborah (30) and Doug (21).

### FRANCIS PEAY, Defensive Line

Francis Peay enters his second season as defensive line coach of the Colts. Peay, 49, spent the six prior seasons as head coach at Northwestern. He originally joined Northwestern in 1981. Peay served as defensive coordinator through the 1985 season before succeeding Dennis Green. Peay was interim head coach in 1986, then was promoted prior to the 1987 campaign.



Peay entered the coaching ranks as defensive coordinator at University City High School in St. Louis, Mo. in 1975. He moved to Notre Dame in 1976, serving as assistant offensive line and junior varsity coach. He was a coach for the 1977 Irish club that won the national championship following a 38-10 Cotton Bowl win over Texas. He moved to the University of California as outside linebackers coach in 1978. California earned its first bowl bid in 20 years by appearing in the 1979 Garden State Bowl.

Peay earned All-America honors as an offensive tackle at Missouri. He played professionally with the New York Giants (1966-67), Green Bay (1968-72) and Kansas City (1973-74). He appeared in 103 career games.

Peay was born May 23, 1944 in Pittsburgh, Pa. He is married to the former Patricia Atkins of Pittsburgh. They have twin daughters, Aryca and Aisha (12).



## COACHES


### **JAY ROBERTSON, Defensive Assistant**

Jay Robertson enters his second season as a defensive assistant of the Colts. Robertson spent the eight prior seasons as linebacker coach at the United States Military Academy.

Robertson, 53, entered the coaching ranks as an assistant at Northwestern in 1967. Over a nine-year stint at Northwestern (1967-75), he coached the offensive and defensive lines, outside linebackers and receivers. He moved to Northern Illinois in 1976 as defensive coordinator and secondary coach. Robertson tutored tight ends and receivers at Wisconsin from 1980-81. He was defensive line coach at Notre Dame from 1982-83 before moving to West Point.

Robertson was a three-year letterman at center at Northwestern. He was a senior captain for Ara Parseghian in 1962 when Northwestern posted a 7-2 record, the school's best mark since 1948. He played in the East-West Shrine Game and the Southwest Challenge Bowl. Robertson holds a bachelor's degree in history and master's degree in business administration from Northwestern. He entered the U.S. Marine Corps following graduation and was a player/coach for the Quantico Marines. He attained a captain's rank and served a one-year stint in Vietnam as a rifle platoon and infantry company commander.

Robertson was born February 20, 1940 in Chicago, Ill. He is married to the former Kathy Aluise of Huntington, West Virginia. They have one son, William (6).



### **BRAD SEELY, Special Teams/Tight Ends**

Brad Seely enters his fifth season as special teams/tight ends coach of the Colts. Seely has helped P-Rohn Stark and PR-Clarence Verdin earn Pro Bowl spots following the 1990 and 1992 seasons, while the Colts sported one of the league's stingiest overall units last year.

Seely served for five seasons as offensive line coach at Oklahoma State prior to joining Indianapolis. Seely managed blocking schemes that allowed Barry Sanders to set 23 NCAA rushing records and win the Heisman Trophy in 1988. Seely also coached Thurman Thomas at Oklahoma State. The Cowboys notched three 10-win seasons during Seely's stay.

Seely landed his first duty as an assistant at South Dakota State in 1978. He moved to Colorado State as a graduate assistant in 1979, then was elevated to offensive line coach in 1980. Seely joined Southern Methodist in 1981 as offensive line coach. The Mustangs produced a 10-1 record that season. Seely took the same roles at North Carolina State (1982) and at the University of the Pacific (1983) prior to entering his stint at Oklahoma State. Seely, 36, was an all-conference grid performer as a senior at South Dakota State in 1976. He was an all-state prep pick as an offensive lineman and a forward in basketball. He holds a bachelor's degree in economics and physical education.

Seely was born September 6, 1956 in Vinton, Iowa. He is married to the former Patricia Racine of Holyoke, Mass. They have three children, Sarah (6), Hannah (3) and Brynn (1).






### **RICK VENTURI, Defensive Coordinator/Linebackers**

Rick Venturi enters his twelfth season with the Colts, tying the fourth-longest coaching tenure in club history. Venturi's service is exceeded only by Don McCafferty (14 years), Dick Bielski (14) and John Sandusky (14) among 115 coaches ever associated with the Colts. Charles Winner spent 12 seasons with the club.

Venturi serves as defensive coordinator/linebackers coach, the role he held to open the 1991 season. Venturi succeeded Ron Meyer as head coach for the final eleven games of 1991. He additionally held the coordinator title in 1984. Venturi, 47, entered the coaching ranks as a freshman coach at Northwestern from 1968-69. He took charge of the secondary there from 1970-72. Venturi spent 1973-76 as linebackers coach at Purdue, working along with George Catavolos, the Colts' secondary coach. Venturi was the secondary coach at Illinois in 1977, then landed the head coaching position at Northwestern, where he remained for three seasons. Venturi earned a bachelor's degree in physical education and history and a master's degree in education from Northwestern. He served a stint as guest coach with Frank Kush for Hamilton of the Canadian Football League in 1981 just before joining the Colts.

Venturi was born February 23, 1946 in Taylorville, Ill. He is married to the former Cheri Rotello of Rockford, Ill. They have two children, Marin (22) and Jason (20).



### **TOM ZUPANCIC, Strength and Conditioning**


Tom Zupancic enters his tenth season as strength and conditioning coach of the Colts.

A fixture in Indianapolis for years as the owner and operator of his own gymnasium, he came to the club after being a finalist in the 1984 U.S. Olympic Wrestling Trials. Zupancic, a product of Cathedral High School (1973) and Indiana Central University (1978), was a three-time collegiate wrestling champion and a four-year grid letterman.

Zupancic has been a part of four USA National Wrestling Teams to Europe. He was a member of two USA World Teams, while also winning Canadian, AAU and USWF National Wrestling Championships. He was a 1980 alternate to the USA Greco Roman Wrestling Olympic Team. Zupancic owns an undefeated record in 86 state, regional and national power-lifting exhibitions since 1974.

In addition, Zupancic, 37, ranks 14th in the world among alltime super heavyweights with a 600-pound bench press (set in 1988). He won the WPF World Bench Press Championships in 1990 with a 600-pound lift. He finished second last April in the Strongest Man in America competition. Zupancic is active in charitable and public appearances. Along with lifting demonstrations, he gives talks on goal-setting and positive thinking. He was also a feature subject on HBO's "Inside the NFL" during the 1986 season.

Zupancic was born September 14, 1955 in Indianapolis. He is married to the former Carrie Oldham of Shelbyville, Ind. They have three children, Katie Elizabeth (4), Jacob August (3) and John Thomas, born May 24, 1993.





## ADMINISTRATION


### **BOB TERPENING, Assistant General Manager**

Bob Terpening, whose association with the Colts goes back to 1970, was promoted to assistant general manager of the club in May of 1984.

Terpening began working with the Colts in 1970 grading films during his tenure as the head football coach at Baltimore City College H.S. In 1971 he joined the New England Patriots' scouting department. In 1977 Terpening returned to the Colts as a college scout and in January of 1982 was named Director of Pro Personnel. He held that position until his elevation to assistant general manager.


Terpening received his bachelor's degree from Shepherd College in West Virginia and then earned his master's degree from the University of West Virginia. He also did additional graduate study at John's Hopkins.

Terpening and his wife, Virginia, have two sons, Chris (21) and Matt (17). The family resides in Carmel.




### **JACK BUSHOFSKY, Player Personnel Director**

Jack Bushofsky was named the Colts Player Personnel Director in June, 1983 and is responsible for directing the college scouting aspects of the Colts personnel department. Bushofsky served the previous four years as a college and pro personnel scout with the Tampa Bay Buccaneers. Before joining the Bucs in 1979, he worked two years as a BLESTO combine scout. The 55-year old Pittsburgh native has had an extensive career in football serving as head coach at his alma mater, Austin Peay (1973-76), assistant coach at Villanova (1968-72), and several years in the Pittsburgh high school system. After serving in the Marine Corps, he earned Little All-America honors as a guard and linebacker at Austin Peay from 1959-61 where he received a bachelor's degree in health and education and a master's degree in administration. Born October 8, 1937 in Pittsburgh, he and his wife, Mary Ann, have three children, Danielle (25), Jeffery (23) and Bryne Marie (18).



### **PETE WARD, Director of Operations**

Entering his twelfth year with the Colts, Pete Ward is responsible for various operational and administrative functions. Ward joined the Colts in 1981 as an intern in the public relations department, and was named Administrative Assistant in 1982 following his graduation from the University of Virginia. He was named Director of Operations shortly after the Colts' arrival in Indianapolis in April, 1984. Born in New Orleans, Louisiana, Ward is single and resides in Zionsville.




## ADMINISTRATION



### **HUNTER SMITH, Head Trainer**

In his eleventh year with the Colts, Hunter Smith was named the club's head athletic trainer in June of 1984. He served as the Colts' assistant trainer during the 1983 season following a one-year stint as the head trainer at William and Mary in 1982.


Prior to joining the staff at William and Mary, Smith served 10 years as an assistant professor in physical education and head athletic trainer at Salisbury State College. A Certified Athletic Trainer, he was one of the founding leaders of the Maryland State Certified Athletic Trainers Association. Smith earned his bachelor's degree in physical education from Florida State in 1971 and a master's degree in physical education and health from Tennessee Tech one year later. He served on the Board of Directors of the National Athletic Trainers Association from 1982 to 1984. Smith and Dave Hammer were honored as the 1990 Pro Football Athletic Training Staff of the Year by the Professional Football Athletic Trainers Society. Born August 5, 1949, in Salisbury, Md., he and his wife, Susan, have three children, Kelly (11), Brian (9) and Kevin (9).



### **DAVE HAMMER, Assistant Trainer**

Dave Hammer is entering his tenth season as assistant trainer, having joined the club in July of 1984. Hammer earned a master's degree in physical education at Syracuse in 1984, and served as a graduate assistant trainer. He also attended West Virginia from 1977-82, as a member of the undergraduate athletic training curriculum. Hammer spent the 1981 training camp as a member of the Colts' summer staff, along with serving with the club during parts of the 1981-83 seasons.

Hammer and Hunter Smith were honored as the 1990 Pro Football Athletic Training Staff of the Year by the Professional Football Athletic Trainers Society. Born in Pittsburgh, Pa. on May 10, 1959, Dave and his wife, Sharon, reside with their children, Christopher (4) and Ashlee (2), in Indianapolis.



### **JON SCOTT, Equipment Manager**

Jon Scott joined the Colts in March, 1982 as assistant equipment manager and was elevated to head of the club's equipment staff in November of the same year. Before joining the Colts on a full-time basis, Scott worked as assistant equipment manager at Arizona State University for two years. His association with the Colts began when he worked as an assistant to the equipment manager during the club's 1979 and 1980 summer training camps. Scott received a bachelor's degree in Physical Education from Michigan State University in 1979 where he served as a student equipment manager for six years (1975-80). Born on December 18, 1956, Scott is a native of East Lansing, Michigan. Jon and his wife, Mischelle, reside with their children, Amber (14), Brooke (13) and Ian (2), in Indianapolis.






## ADMINISTRATION/SCOUTS


### **CLYDE POWERS, College Scout**

Clyde Powers is in his eleventh season as a member of the Colts' Personnel Department, after working for two seasons as an assistant coach for special assignments. He served from 1982 to 1985 as a College Scout before being named Director of Pro Personnel on May 31, 1985. He remained in that capacity until 1987. As Director of Pro Personnel, Powers was responsible for personnel assessment within the league and assisting Jack Bushofsky in collegiate scouting. Powers joined the Colts after six years in the NFL as a defensive back with the New York Giants and Kansas City. He was a fifth-round 1974 draft pick of the Giants. He played four seasons with the Giants and briefly for the Chiefs in 1978. Powers lettered three years at Oklahoma and earned All-Big Eight honors at safety as a senior. He was born August 19, 1951 in Pascagoula, Mississippi.



### **PAT MONDOCK, College Scout**

Pat Mondock enters his eighth season with the Colts. He joined the organization in June of 1986. Mondock possesses a wealth of scouting experience. He was named BLESTO Western Regional Scout in 1983 and served in the Rocky Mountain area prior to working with Indianapolis. His coaching career spans 22 years on the high school and collegiate level. He was the head coach at Washington and Jefferson College in Washington, Pa. from 1972-82. He was a prep head coach at Southern Columbia County and Ridgeway High Schools in Western Pennsylvania from 1962-70. Mondock holds an undergraduate degree in health and physical education from Lock Haven (Pa.) State College and a master's degree in the same concentration from West Virginia. He was born March 17, 1938 in Morrisdale, Pa. He is married to the former Kathleen Marra of Washington, Pa.




### **MIKE BUTLER, College Scout**

Mike Butler is entering his seventh season with the Colts. He joined the club in 1987 from the Pittsburgh Steelers, where he was a member of the personnel department since 1983. Butler was a fullback and defensive end at Massanutten Academy and West Virginia, where he was converted to center. He also attended Villanova and received his bachelor's degree in fine arts at Indiana University (Pa.) in 1983. Butler, 34, is the son of Jack Butler, a former Pittsburgh Steelers defensive back and current director of the BLESTO Scouting Combine. Butler is married to the former Regina Wiechelt of West Mifflin, Pa.









### **JOHN GOELLER, College Scout**

John Goeller joined the Colts in June of 1985 as a college scout after serving as a regional scout for BLESTO since 1983. Goeller entered scouting after serving eight years as a coach on the high school and collegiate level. He was an assistant at Austin Peay (1976-78) where he was associated with Jack Bushofsky, now the Colts' Director of Player Personnel. Goeller served a graduate assistantship at Florida State in 1978, then moved to Monroe (N.C.) High School as head football coach from 1979-83. Goeller, 39, was a three-year starter at defensive tackle at North Carolina State. He was tabbed defensive MVP in the 1973 Liberty Bowl against Kansas. Goeller is married to the former Caryl Schratz of Pittsburgh. They have one son, Jon Micah.



### **DON JOYCE, College Scout**

Don Joyce is entering his fifth season as a member of the Colts' collegiate scouting staff. He joined the club after spending more than 22 years as a regional and national scout for the BLESTO National Scouting Combine. He reunites with the team after putting in seven years with the Colts as a defensive end from 1954 to 1960. Joyce was the 15th player selected in the 1951 NFL Draft by the Chicago Cardinals. He was traded to the Colts in 1954, and was later traded to Minnesota and Denver. Joyce was an All-America defensive lineman at Tulane University and is a member of the school's football Hall of Fame. After retiring from professional football with the Denver Broncos in 1962, Joyce remained in touch with the game by serving as head coach at De La Salle High School in Minneapolis, Minnesota for five years. He was born October 8, 1929 in Steubenville, Ohio. He is married to the former Sharon Booth of Minneapolis, Minn., and they have two children, Don Jr. and Cathy.



### **WILLIAM "RIP" SCHERER, College Scout**

Rip Scherer is entering his third season with the Colts. He joined the club in 1991 after previously working as a part-time scout for Pittsburgh Total Scouting. Scherer graduated from Penn State in 1949 after playing four years of football. He spent 25 years coaching high school football in Pennsylvania and one season in New Jersey. He served as Coordinator of Physical Activities at Moon High School in Coraopolis, Pa. from 1969-91. Scherer, 68, is married to the former June Jacob. They have seven children, Rip Jr., Christine, Connie, Cynthia, June, Sandy and Scott.






## ADMINISTRATION/SCOUTS

### **PAUL ROELL, College Scout**

Paul Roell is entering his third season with the Colts. He joined the club in 1991 after previously serving as an intern with Pittsburgh Total Scouting. Roell played defensive back at Ohio Northern and attended Ohio State University for three years prior to transferring to Robert Morris and earning a degree in sport management in 1990. He scouted high school football in western Pennsylvania for Metro Index Scouting from 1987-89 and worked in the pro scouting division for BLESTO in 1990. Roell, 28, is married to the former Stacey Alcott of Oakley, Calif. They reside in Kansas City, Mo.



### **COLTS 1993 HOTELS**

**SEATTLE**

Westin  
(206) 728-1000

**GREEN BAY**

Paper Valley Hotel  
(414) 733-8000

**CINCINNATI**

Marriott  
(513) 772-1720

**DENVER**

Westin Downtown  
(303) 572-9100

**MIAMI**

Ft. Lauderdale Marriott  
(305) 463-4000

**WASHINGTON**

Loews L'enfant Plaza  
(202) 484-1000

**BUFFALO**

Hyatt Regency  
(716) 856-1234

**N.Y. JETS**

Newark Airport Marriott  
(201) 623-0006

**N.Y. GIANTS**

Newark Airport Marriott  
(201) 623-0006


**NEW ENGLAND**

Providence Marriott  
(401) 272-2400



## 33 ASHLEY AMBROSE

**Defensive Back 5-10 177**  
**Mississippi Valley State**  
**2nd Year With Colts**  
**Draft-2, 1992**  
**Born: September 17, 1970**



**GAMES STARTED/PLAYED: (1992, 2/10) Total 2/10**

**PRO:** Entering his second season with the Colts . . . was the Colts' second-round pick in the 1992 draft, the 29th selection overall.


**1992:** Saw action in ten games, starting two at RCB . . . had eight tackles, six solo . . . added four passes defended . . . earned starts 9/6 vs. Cleveland and 9/13 vs. Houston . . . suffered fractured right ankle vs. Houston and was placed on injured reserve 9/14 . . . missed games 3-7 . . . placed on active roster 10/29 and returned to action as reserve 11/1 at San Diego . . . was inactive 12/6 at New England with groin injury . . . had two tackles and one pass defended vs. Cleveland and 11/29 vs. Buffalo . . . also had passes defended 11/22 at Pittsburgh and 12/13 at Jets . . . posted two tackles, one solo, on special teams.

**COLLEGE:** Four-year letterman . . . career statistics included 110 tackles, 40 passes defended, 17 interceptions (300 yards), 40-28.9 avg., three TDs KOR and 48-17.8 avg., four TDs PR . . . seven combined return TDs tied NCAA Division 1-AA record . . . named first-team All-America as senior LCB and return specialist by The Poor Man's Guide . . . started each game, totaling 49 tackles, 34 solo, and 21 passes defended . . . selected SWAC and National Defensive Player of the Week with nine tackles, three passes defended and three interceptions (78 yards) vs. Southern University . . . had eight tackles, two interceptions (55 yards) and 50t PR vs. Prairie View . . . was 32-17.7 PR avg., three TDs to lead nation . . . three PR scores were one shy of NCAA Division 1-AA seasonal record . . . was 24-21.1 KOR avg., one TD . . . had 89t KOR vs. Central Arkansas . . . had 21 tackles, eight passes defended and three interceptions (107 yards) as junior . . . was 18-25.6 avg., one TD KOR and 6-19.2 avg., one TD PR . . . had 89t KOR vs. Arkansas-Pine Bluff . . . had 71-yard interception return and 82t KOR vs. Grambling to earn National Defensive Player of the Week honors . . . saw action in 10 games at LCB as sophomore, totaling 25 tackles, eight passes defended and five interceptions (23 yards) . . . was 8-23.6 avg., one TD KOR and 10-17.4 PR avg. . . saw action in five games as freshman . . . posted 15 tackles, three passes defended and three interceptions (29 yards) . . . industrial technology major.

**PERSONAL:** Full name is Ashley Avery Ambrose . . . born in New Orleans, La. . . attended Alcee Fortier High School . . . was WR and DB and also lettered in track . . . single . . . resides in New Orleans, La.

## 81 CHARLES ARBUCKLE

**Tight End 6-3 248**  
**UCLA**  
**2nd Year With Colts,**  
**3rd in NFL**  
**Free Agent-1992**  
**Born: September 13, 1968**



**GAMES STARTED/PLAYED: (1992, 3/16) Total 3/16**

**PRO:** Entering his second season with the Colts, his third in the NFL . . . signed by Colts as free agent on February 20, 1992 . . .



## ARBUCKLE/BALL

originally was a fifth-round pick of New Orleans in the 1990 draft, the 125th selection overall . . . signed by New Orleans to practice squad on October 1, 1990 . . . signed as Plan B free agent by Cleveland on March 25, 1991 . . . waived on August 19, 1991 . . . signed by San Diego to practice squad on November 13, 1991 . . . waived on November 19, 1991.


**1992:** Started three of 16 appearances . . . was 13-152, one TD receiving . . . all three starts (9/20 at Buffalo, 11/29 vs. Buffalo and 12/6 at New England) came in two TE alignment . . . saw primary action in first eleven games in blocking and short yardage situations . . . entered contest vs. Buffalo with no career receptions before posting amazing 9-106 outing . . . yardage output marked highest by Colts TE since 12/18/77 (Raymond Chester, 4-122) . . . joined Kerry Cash and John Mackey as only TEs in club history to post a 100+ outing . . . was 3-23 receiving at New England . . . had game-winning 23t from QB-Jack Trudeau with 2:29 remaining 12/13 at Jets.

**COLLEGE:** Three-year starter at TE . . . was 73-821, four TDs during career . . . participated in Freedom, Aloha and Cotton Bowls . . . named second-team All-Pac Ten following 33-309, one TD senior season . . . saw action in Hula Bowl and East-West Shrine game . . . named first-team All-America by ESPN and second-team All-America by UPI after 17-259, two TD junior season . . . missed four games due to knee injury . . . was 22-246, one TD as sophomore while starting six of seven games . . . missed four contests due to knee injury . . . totaled 1-7 receiving as freshman . . . interned in Prime Ticket's Production Department . . . history and business major.

**PERSONAL:** Full name is Charles Edward Arbuckle . . . born in Beaumont, Tex. . . . attended Willowridge High School in Missouri City, Tex. . . . captained basketball and baseball teams . . . Arbuckle and his wife, Stephanie, reside with their son, Kyle (5/30/93), in Indianapolis.

### 31 MICHAEL BALL

**Defensive Back 6-0 220**  
**Southern University**  
**6th Year With Colts**  
**Draft-4, 1988**  
**Born: August 5, 1964**



**GAMES STARTED/PLAYED: (1988, 0/16); (1989, 16/16); (1990, 0/16); (1991, 14/15); (1992, 0/16) Total 30/79**

**PRO:** Entering his sixth season with the Colts . . . was the Colts' fourth-round pick in the 1988 draft, the 104th selection overall.

**1992:** Saw action in all 16 games . . . play in first 15 contests was limited to special teams . . . saw reserve DB action 12/27 at Cincinnati . . . ranked fourth on club with eleven special teams tackles, six solo . . . career totals include 183 total tackles, 12 passes defended, three forced fumbles, two QB pressures, one sack (two yards), one interception (five yards) and one recovered fumble.

**CAREER NOTES: 1991:** Started 14 of 15 appearances at SS . . . was starter through first 14 games before missing 12/15 contest vs. Buffalo with shoulder injury incurred 12/8 at New England . . . played as reserve in 12/22 finale at Tampa Bay . . . had appeared in all 62 games since joining club until missing Bills contest . . . start total was second-highest seasonal mark of career . . . had 69 tackles, 41 solo . . . also totaled seven special teams tackles, four passes defended, two forced fumbles and one sack (two yards) . . . had eight tackles, five solo, vs. Pittsburgh 10/6 for top total. **1990:** Saw action in 16 contests as reserve and special teamer . . . ranked second on special teams with 16 tackles . . . had 23 tackles, 21 solo, two QB pressures, two passes defended and a forced fumble . . . playing time in secondary came in coverage packages . . . top game came 12/22 vs. Washington with six solo tackles defensively and three special




teams stops. **1989:** Was 16-game starter at SS . . . had 87 tackles, 69 solo, six passes defended and one interception (five yards) . . . had 10 tackles, nine unassisted, 10/29 vs. New England for top outing . . . interception came 9/17 at Rams . . . had eleven special teams tackles, six solo. **1988:** Saw action in 16 games primarily as special teamer . . . finished third in special teams tackles with 29, 21 solo . . . also had four defensive tackles.

**COLLEGE:** Spent time throughout career at CB and FS . . . had 61 tackles, 28 solo, three fumble recoveries and two interceptions as senior . . . was Division 1-AA first-team All-America by The Poor Man's Guide, along with being All-SWAC first-team choice . . . totaled 229 career tackles, 124 solo, eight interceptions (107 yards), 31 passes defended, six fumble recoveries and two sacks . . . started at RCB as junior . . . earned honorable mention All-SWAC honors with 52 tackles and three interceptions . . . had 60 stops as sophomore . . . marketing major.

**PERSONAL:** Full name is Michael Ball, Jr. . . . born in New Orleans, La. . . . attended Booker T. Washington High School . . . lettered twice in football and once in basketball . . . single . . . resides in New Orleans, La.

## 51 CHIP BANKS

**Linebacker 6-4 254**  
**Southern Cal**  
**5th Year With Colts,**  
**11th in NFL**  
**Trade-San Diego, 1989**  
**Born: September 18, 1959**



**GAMES STARTED/PLAYED:** (1982, 9/9); (1983, 16/16); (1984, 16/16); (1985, 16/16); (1986, 16/16); (1987, 12/12); (1989, 10/10); (1990, 16/16); (1991, 9/11); (1992, 16/16) Total 136/138  
**Total with Colts 51/53**

**PRO:** Entering his fifth season with the Colts, his eleventh in the NFL . . . obtained by the Colts in a trade with San Diego for a third-round 1990 draft pick (Chargers tabbed WR-Walter Wilson) . . . originally was a first-round pick of Cleveland in 1982, the third selection overall . . . traded to Buffalo on April 9, 1985 with a third-round pick in the 1985 draft and first- and sixth-round picks in the 1986 draft for the Bills' first-round pick in the 1985 Supplemental Draft (Cleveland selected QB-Bernie Kosar with the supplemental pick, then sent its first-round pick in the 1985 draft as compensation to Buffalo when Banks failed to report; Buffalo exchanged positions with Green Bay in the first-round in 1985 with Packers selecting OT-Ken Ruettggers seventh overall and the Bills selecting CB-Derrick Burroughs 14th overall; Bills tabbed LB-Hal Garner (D3-85) and RB-Ronnie Harmon (D1-86), then dealt sixth-round pick to Atlanta, who selected WR-Floyd Dixon) . . . was traded to San Diego on April 28, 1987 with first- and second-round picks in the 1987 draft for the Chargers' same picks (Browns selected LB-Mike Junkin (D1) and C-Gregg Rakoczy (D2) while Chargers selected TE-Rod Bernstine (D1) and DB-Louis Brock (D2) . . . failed to reach contract agreement with Chargers in 1988.

**1992:** Started all 16 games at LOLB . . . one of only seven Colts to start each game . . . had 51 tackles, 36 solo, nine sacks for 53 yards, five QB pressures, four passes defended, one interception (three yards) and one recovered fumble . . . seasonal sacks and yardage totals marked second highest of career (1985, 11-89) . . . named AFC Defensive Player-of-the-Week after totaling season-high eight tackles, seven solo, four sacks (16 yards), one interception and one pass defended vs. Cleveland 9/6 . . . first quarter int. set up Colts first TD . . . had five tackles, two solo, 10/18 vs. San Diego . . . also had sacks 9/13 vs. Houston (five yards), 10/4 at Tampa Bay (13 yards),



## BANKS

11/8 vs. Miami (four yards), 11/15 vs. New England (seven yards) and 11/29 vs. Buffalo (eight yards) . . . recovered fumble 11/1 at San Diego . . . career totals include 744 total tackles, 46.5 sacks (289 yards), 33 passes defended, 17 forced fumbles, 11 recovered fumbles and nine interceptions (153 yards).

**CAREER NOTES: 1991:** Started nine of eleven games at LOLB after suffering knee injury in 9/1 opener vs. New England . . . missed games 2-5 and 12/1 vs. Cleveland . . . played as reserve 9/29 at Seattle and 10/13 at Buffalo . . . game at Seattle marked first reserve duty of career after starting all previous 112 career games . . . had 36 tackles, 26 unassisted, two fumbles forced, three passes defended, one QB pressure and one sack (11 yards). **1990:** Started all 16 games at LOLB, the only Colts LB to start every game . . . had 69 tackles, 49 unassisted, 4.5 sacks for 25.5 yards, six QB pressures, one pass defended, two fumbles forced and one fumble recovered . . . had eleven tackles, seven unassisted, and a QB pressure at Philadelphia 9/30 for top game. **1989:** Joined Colts in week 7 and started final nine games at LOLB . . . had 42 tackles, 31 solo, one sack (four yards), nine QB pressures, two interceptions (13 yards), one forced fumble, one fumble recovery and three batted passes . . . had seven unassisted tackles, one sack and one interception 11/19 vs. Jets for top game . . . was voted by teammates as recipient of the 1989 Ed Block Courage Award. **1987:** Totaled 71 tackles, three sacks, two forced fumbles, two fumble recoveries, five passes defended and one interception for San Diego . . . named AFC second-team by UPI and Pro Bowl First-Alternate. **1986:** Helped lead Cleveland to AFC Championship by ranking second on club with 125 tackles, 90 solo, and 4.5 sacks. **1985:** Earned starting Pro Bowl choice, but missed game with viral infection . . . was first-team All-AFC pick by UPI and honorable mention All-Pro by AP . . . had 95 tackles, 80 solo, eleven sacks, six passes defended and two forced fumbles . . . had six tackles, five solo, in Divisional Playoffs at Miami 1/4/86. **1984:** Topped 100 tackles for first time in career with 102, 66 solo . . . had 2.5 sacks, four passes defended, one forced fumble, three fumble recoveries, 29 QB pressures and one interception. **1983:** Earned second consecutive Pro Bowl appearance with 97 tackles, 70 solo, four sacks, 10 passes defended, three interceptions, one forced fumble and one fumble recovery . . . named All-NFL first-team by PFWA, Pro Football Weekly and AP . . . tabbed first-team All-AFC by UPI . . . earned Defensive Player-of-the-Week honors 11/20 vs. New England with six solo tackles, two passes defended and a 65t interception return. **1982:** Earned Pro Bowl nod as rookie, along with consensus NFL All-Rookie Team selections . . . was NFL Defensive Rookie-of-the-Year by Pro Football Weekly, UPI and AP, second-team All-AFC by UPI . . . was AFC Defensive Rookie-of-the-Year . . . had team-leading 5.5 sacks, 56 tackles, 41 solo, and two forced fumbles . . . had eight tackles, five solo, in playoff game at Raiders 1/8/83.

**HONORS: 1982:** Pro Bowl . . . unanimous All-NFL Rookie Team selections . . . Pro Football Weekly, UPI and AP NFL Defensive Rookie-of-the-Year . . . UPI All-AFC Second-Team . . . NFLPA AFC Defensive Rookie-of-the-Year. **1983:** Pro Bowl Starter . . . PFWA, Pro Football Weekly and AP All-NFL First-Team . . . UPI All-AFC First-Team . . . NEA All-NFL Second-Team . . . AFC Defensive Player-of-the-Week vs. New England 11/20. **1985:** Pro Bowl Starter . . . UPI All-AFC . . . AP All-Pro Honorable Mention. **1987:** Pro Bowl First-Alternate . . . UPI All-AFC Second-Team. **1992:** AFC Defensive Player-of-the-Week 9/6 vs. Cleveland.


**COLLEGE:** Earned first-team All-America honors as senior and was third-team selection as junior . . . led Trojans in tackles in junior and senior seasons with 107 and 123 respectively . . . played ILB as senior and OLB in eight of eleven games as junior . . . had 15 tackles for losses, including eight sacks, two interceptions, 10 passes deflected, and two fumble recoveries as junior . . . had career-high 20 stops vs. Oregon as junior . . . concluded career in Fiesta Bowl against Penn State with 14 tackles and 20-yard TD interception return . . . was three-year All-PAC Ten team member . . . started two games inside for 1978 Trojan national championship team as freshman . . . majored in political science.



**PERSONAL:** Full name is William "Chip" Banks . . . born in Ft. Lawton, Okla. . . attended Lucy Laney High School in Augusta, Ga. . . was prep All-America as LB, TE, QB and punter . . . single . . . resides in Augusta, Ga.

## 36 JOHN BAYLOR

**Defensive Back 6-0 208**  
**Southern Mississippi**  
**6th Year With Colts**  
**Draft-5, 1988**  
**Born: March 5, 1965**



**GAMES STARTED/PLAYED: (1989, 8/16); (1990, 0/10); (1991, 3/16); (1992, 15/16) Total 26/58**

**PRO:** Entering his sixth season with the Colts . . . was the Colts' fifth-round pick in the 1988 draft, the 129th selection overall.

**1992:** Saw action in 16 contests, starting 15 at SS . . . did not start 11/29 vs. Buffalo . . . ranked fifth on club and second among defensive backs with career-high 84 tackles, 54 solo, nine passes defended, three sacks (53 yards), two forced fumbles, two recovered fumbles, one interception (one yard) and one QB pressure . . . had career-high 10 tackles, eight solo, and one pass defended 10/4 at Tampa Bay for top game . . . had nine tackles, six solo, 11/1 at San Diego . . . had sacks 10/11 vs. Jets (15 yards), 10/18 vs. San Diego (25 yards) and 11/15 vs. New England (13 yards) . . . had interception 9/6 vs. Cleveland (one yard) . . . forced fumbles vs. San Diego and 12/27 at Cincinnati . . . recovered fumbles 11/22 at Pittsburgh and 12/13 at Jets . . . career totals include 199 total tackles, 34 passes defended, seven QB pressures, five interceptions (51 yards), three forced fumbles, three recovered fumbles and four sacks (55 yards).

**CAREER NOTES: 1991:** Started three of 16 appearances . . . started 10/13 at Buffalo in nickel package and 12/15 vs. Buffalo and 12/22 at Tampa Bay at SS . . . led club in interceptions with 4-50 . . . had 47 tackles, 36 solo, eight passes defended, five QB pressures, one sack (two yards) and one fumble recovered . . . had nine tackles, six solo, vs. Buffalo for top total . . . had nine special teams tackles, six solo. **1990:** Played in 10 games as reserve DB and special teamer . . . missed weeks four and five and spent weeks 13 through 16 on injured reserve with hamstring pull . . . had nine special teams tackles . . . had four solo tackles, one QB pressure and one pass defended. **1989:** Started eight of 16 games at LCB . . . started season opener 9/10 vs. San Francisco and 10/15 at Denver in place of injured Chris Goode . . . started 11/19 vs. Jets and maintained starting role for remainder of season . . . had 64 tackles, 50 solo, 16 passes defended and one forced fumble . . . had top game in finale 12/24 at New Orleans with nine stops, eight solo . . . had 10 special teams tackles, five solo. **1988:** Spent entire season on injured reserve with wrist injury suffered during training camp.


**COLLEGE:** Was second-team All-Major Independent choice of The Poor Man's Guide as senior starter at LCB . . . totaled 43 tackles, eleven passes defended and one interception . . . had 35 stops as junior, with six passes defended and two thefts . . . was a reserve DB/special teamer during first two years . . . had 110 career tackles, 58 solo, 22 passes defended, four interceptions, one forced fumble and one fumble recovery . . . was redshirt in 1983 . . . business administration major.

**PERSONAL:** Full name is John Martin Baylor . . . born in Meridian, Miss. . . attended Meridian High School . . . lettered twice in football and three times in track . . . possesses 4.56 speed . . . was all-state honorable mention as DB . . . owns and operates a local Postal Express business . . . Baylor and his wife, Faye, reside in Indianapolis.



# 29 JASON BELSER

**Defensive Back 5-9 187**  
**Oklahoma**  
**2nd Year With Colts**  
**Draft-8a, 1992**  
**Born: May 28, 1970**



**GAMES STARTED/PLAYED: (1992, 2/16) Total 2/16**

**PRO:** Entering his second season with the Colts . . . was the Colts first pick of the eighth round in the 1992 draft, the 197th selection overall.


**1992:** Saw action in all 16 contests, starting two at DB . . . earned starts 9/13 vs. Houston and 11/29 vs. Buffalo in multiple DB alignment . . . had 55 tackles, seven passes defended, three interceptions (27 yards) and one recovered fumble . . . interception total was most by Colts rookie since 1984 (Eugene Daniel, 6) . . . had nine tackles, six solo, and one pass defended 11/1 vs. Miami for top game . . . had eight tackles, six solo, and one recovered fumble 9/20 at Buffalo . . . had interceptions 10/18 vs. San Diego (25 yards), 11/22 at Pittsburgh (-1 yard) and vs. Buffalo (seven yards) . . . totaled 15 tackles, seven solo, on special teams to rank second on club.

**COLLEGE:** Four-year letterman who started final three years at SS . . . became only second DB in school history to record 200 career tackles (214, 140 solo), along with 16 passes defended, 13 interceptions (216 yards, one TD), five fumbles recovered, four fumbles forced and three sacks (22 yards) . . . earned All-Big Eight honors as senior with 75 tackles, 52 solo, five interceptions (72 yards), seven passes defended and three sacks . . . had eleven tackles and one fumble recovered against Virginia Tech and eleven tackles and one interception versus Kansas State . . . was honorable mention All-America as junior by The Football News and The Poor Man's Guide . . . started at CB and SS, totaling 66 tackles, 42 solo, nine passes defended, four interceptions (105 yards), three fumbles recovered and two fumbles forced . . . was second-team All-Big Eight as sophomore with 62 tackles, 38 solo, four interceptions (39 yards), one forced fumble and one fumble recovered . . . was special teams standout who saw action in all backfield positions as freshman . . . had eleven tackles . . . communications major.

**PERSONAL:** Full name is Jason Belser . . . born in Kansas City, Mo. . . . attended Raytown South High School . . . played RB, CB, S, PK and P . . . scored 77 points and rushed for 1,088 yards as senior, including school-record 236 yards in one game . . . had four interceptions, 52 tackles and three fumbles recovered in final year . . . father, Caesar, played with Kansas City (1968-71) and San Francisco (1974) . . . single . . . resides in Kansas City, Mo.

# 4 DEAN BIASUCCI

**Kicker 6-0 190**  
**Western Carolina**  
**9th Year With Colts**  
**Free Agent-1986**  
**Born: July 25, 1962**



**GAMES STARTED/PLAYED: (1984, 0/15); (1986, 0/16); (1987, 0/12); (1988, 0/16); (1989, 0/16); (1990, 0/16); (1991, 0/16); (1992, 0/16) Total 0/123**

**PRO:** Entering his ninth season with the Colts . . . signed with Colts





on May 9, 1986 as free agent . . . originally signed as free agent with Atlanta on May 1, 1984 . . . waived by Falcons on August 14, 1984 . . . signed with Colts as free agent on September 8, 1984 . . . waived on August 27, 1985.

**1992:** Was 16-29 FGs and 24-24 PATs for 72 points, 11th in AFC kick scoring, 23rd in NFL . . . has topped club in scoring for past seven seasons, the longest consecutive streak in club history and the most overall years leading team . . . ranks second in Colts career scoring with 605 points, trailing only Lenny Moore (678) . . . career FG pct. (.687, 134-195) ranks second in club history behind Raul Allegre (.722, 57-79) . . . 134 FGs and .976 career PAT pct. (203-208) rank as best in club history . . . hit season-long 52-yard FG 11/29 vs. Buffalo . . . is 15-37 career from 50+ range, the T4th-most 50+ kicks in NFL history (Nick Lowery, Morten Andersen, 18; Jan Stenerud, 17; Eddie Murray, 15) . . . had game-winning OT kicks 10/11 vs. Jets (47 yards with 3:01 elapsed) and 11/29 vs. Buffalo (40 yards with 3:51 elapsed) . . . also hit game-winning 42-yard FG with :49 remaining 12/20 vs. Phoenix . . . 91 of 480 career kickoffs (19.0%) have been touchbacks.

**CAREER NOTES: 1991:** Was 15-26 FGs and 14-14 PATs for 59 points, 13th in AFC kick-scoring and 27th in NFL . . . hit 54-yarder at Seattle 9/29, one yard shy of career-long. **1990:** Was 17-24 FGs and 32-33 PATs for 83 points, 11th in AFC kick-scoring, 20th in NFL . . . was 2-5 from 50+ range, tying career-long with 55-yarder at Miami 12/30 . . . had 54-yarder at New England 11/11 . . . became 58th NFL kicker with 100+ career FGs. **1989:** Was 21-27 FGs and 31-32 PATs for 94 points, T16th in NFL kick-scoring . . . had career-long 55-yard FG at Denver 10/15. **1988:** Was T5th in NFL scoring with 114 points on 25-32 FGs and 39-40 PATs . . . 114 points fell shy of Lenny Moore's (1964) seasonal record of 120 . . . earned Pro Football Weekly Golden Toe Award for 5-6 FG performance vs. Miami 9/25 . . . five FGs tied club mark of Lou Michaels (9/25/66) and Raul Allegre (10/30/83) . . . set NFL seasonal record with six FGs from 50+ range, besting five by Fred Steinfort (Denver, 1980) and Norm Johnson (Seattle, 1986) . . . hit twice from 50+ range vs. Miami to become 14th kicker in NFL history to hit twice from that range in the same game . . . 25 FGs marked the second-highest seasonal total in club history (Allegre, 30, 1983). **1987:** Was 24-27 FGs and 24-24 PATs in earning Pro Bowl honors . . . ranked 2nd in AFC, 3rd in NFL, with 96 points . . . was T2nd in NFL with 24 FGs, while .889 success rate was T3rd-highest seasonal pct. in NFL history . . . 24 FGs tied Jim Martin's (1963) total for 3rd-highest seasonal total in team history . . . was 17-18 inside the 40, 23-25 inside the 50 . . . had 16 points at Miami 11/15 for top scoring game. **1986:** Led club with 65 points on 26-27 PATs and 13-25 FGs . . . was 11-16 inside the 50, and 2-9 from 50+ range . . . made 52-yard FGs 12/14 vs. Buffalo and 12/21 at Raiders. **1984:** Served as team's kickoff specialist for most of season . . . signed during second week of season after injury to Raul Allegre . . . was 3-5 FGs and 13-14 PATs, ranking fourth on club with 22 points.

**HONORS: 1986:** Pro Football Weekly Golden Toe Award 12/21 at L.A. Raiders. **1987:** Pro Bowl . . . AP NFL All-Pro Second-Team . . . UPI AFC All-Star First-Team . . . NFL Alumni Kicker of the Year . . . Pro Football Weekly All-AFC . . . Pro Football Weekly Golden Toe Award 11/1 at Jets . . . College and Pro Football Weekly All-Pro Second-Team . . . Football News All-AFC . . . Sporting News NFL All-Pro . . . AP NFL All-Pro Second-Team . . . Pro Football Weekly Golden Toe Award vs. Miami 9/25.

**COLLEGE:** Finished career as the leading scorer in Southern Conference history with 280 points on 57 of 93 FGs and 109 of 113 PATs . . . set conference mark by scoring 94 points as a senior, including hitting 18 FGs . . . earned first-team All-Southern Conference honors during each of final three seasons . . . 80 percent of career kickoffs resulted in touchbacks.

**PERSONAL:** Full name is Dean Biasucci . . . born in Niagara Falls, N.Y. . . . attended Miramar High School in Miramar, Fla. . . . interested in acting career after football . . . starred in role of Marc Anthony in play "Julius Caesar" with Indiana Repertory Theatre in 1989 . . . has



## BIASUCCI/BICKETT

studied at the Lee Strasberg Theatre Institute and Carnegie Hall in New York City during past three off-seasons . . . Biasucci and his wife, Trish, reside in Indianapolis.

### CAREER STATISTICS


Year	FGM-FGA	PCT	PATs	PCT	PTs
1984	3- 5	.600	13- 14	.929	22
1986	13- 25	.520	26- 27	.963	65
1987	24- 27	.889	24- 24	1.000	96
1988	25- 32	.781	39- 40	.975	114
1989	21- 27	.778	31- 32	.969	94
1990	17- 24	.708	32- 33	.970	83
1991	15- 26	.577	14- 14	1.000	59
1992	16- 29	.552	24- 24	1.000	72
<b>TOTAL</b>	<b>134-195</b>	<b>.687</b>	<b>203-208</b>	<b>.976</b>	<b>605</b>

### FIELD GOAL ACCURACY RECORD

Year	1-19	20-29	30-39	40-49	50+	Total	LG
1984	0- 0	1- 1	0- 0	1- 1	1- 3	3- 5	50
1986	0- 0	4- 4	2- 5	5- 7	2- 9	13- 25	52
1987	0- 0	5- 6	12-12	6- 7	1- 2	24- 27	50
1988	0- 0	8- 8	5- 6	6-10	6- 8	25- 32	53
1989	2- 2	6- 6	9-10	3- 5	1- 4	21- 27	55
1990	1- 1	5- 6	7- 8	2- 4	2- 5	17- 24	55
1991	1- 1	5- 5	3- 4	5-13	1- 3	15- 26	54
1992	0- 0	3- 3	6-11	6-12	1- 3	16- 29	52
<b>TOTAL</b>	<b>4- 4</b>	<b>37-39</b>	<b>44-56</b>	<b>34-59</b>	<b>15-37</b>	<b>134-195</b>	<b>55</b>

## 50 DUANE BICKETT

**Linebacker 6-5 251**  
**Southern Cal**  
**9th Year With Colts**  
**Draft-1, 1985**  
**Born: December 1, 1962**



**GAMES STARTED/PLAYED:** (1985, 16/16); (1986, 16/16); (1987, 12/12); (1988, 16/16); (1989, 16/16); (1990, 15/15); (1991, 16/16); (1992, 15/15) Total 122/122

**PRO:** Entering his ninth season with the Colts . . . was the Colts' first-round pick in the 1985 draft, the fifth player selected overall.

**1992:** Started 15 games at ROLB . . . did not see action 11/15 vs. New England due to hamstring injury, ending 36 consecutive game starting streak . . . named Most Valuable Player by Thundering Herd Fan Club . . . ranked T3rd on club with 89 total tackles, 62 solo . . . had eight QB pressures, 6.5 sacks (47.5 yards), four passes defended, two recovered fumbles, one forced fumble and one interception (14 yards) . . . is only Colt to start every career appearance . . . has 32 career double-digit tackle games . . . posted 10 solo tackles, 3.5 sacks (23.5 yards), and one QB pressure 12/6 at New England for top game . . . had eight tackles, three solo, and one sack (eight yards) 9/6 vs. Cleveland . . . had eight tackles on two other occasions . . . had other sacks 9/13 vs. Houston (six yards) and 10/4 at Tampa Bay (10 yards) . . . had forced fumble and recovered fumble 10/18 vs. San Diego . . . recovered other fumble 9/20 at Buffalo . . . interception (14 yards) ended final drive of game 12/13 at Jets . . . career statistics include 955 total tackles, 54 QB pressures, 46.5 sacks (346.5 yards), 30 passes defended, 13 recovered fumbles, nine interceptions (46 yards) and eight forced fumbles.

**CAREER NOTES: 1991:** Was 16-game starter for fifth time . . . ranked second on club with 125 tackles, 82 solo . . . had five sacks (40 yards), five QB pressures, two passes defended and one forced fumble . . . played through final fourth of season with shoulder injury . . .




reached double figures in tackles in four games . . . had 13 tackles, eleven solo, two sacks (eleven yards) and a forced fumble vs. New England 9/1 . . . had two sacks (16 yards) at Raiders 9/15. **1990:** Started 15 games and had streak of 80 consecutive starts snapped by missing 10/7 game vs. Kansas City with hamstringing injury . . . had 117 tackles, 84 unassisted, 3.5 sacks (15.5 yards), one interception (nine yards), three QB pressures, two passes defended, two fumbles recovered and one forced fumble . . . had 12 tackles, nine solo, at New England 11/11 among five other double-digit tackle games. **1989:** Was fourth on team with 100 tackles, 83 solo . . . had eight sacks (66 yards), one interception (six yards), eleven QB pressures, four passes defended, three passes batted and three fumble recoveries . . . had nine tackles 9/24 vs. Atlanta and 10/15 at Denver for top games. **1988:** Led Colts in tackles for the second consecutive season with 126, 83 solo, 3.5 sacks (24 yards), six QB pressures, seven passes defended, three interceptions, one fumble forced and one fumble recovered . . . named UPI All-AFC second-team and earned AFC Defensive Player of the Week honors vs. New England 11/27 with 10 tackles, five solo, one interception and one fumble recovery . . . had six double-digit tackle games. **1987:** Led Colts with 113 tackles, 74 solo, eight sacks (62 yards), 10 QB pressures, three passes defended, two fumbles forced and two fumble recoveries . . . earned Pro Bowl starting honors, along with AP NFL All-Pro, UPI AFC All-Star and Pro Football Weekly All-AFC honors . . . was AFC Defensive Player of the Week with 10 tackles and four sacks at Jets 11/1 . . . missed weeks three through five . . . had five double-digit tackle games . . . 34-game start streak ended at week three. **1986:** Had 144 stops, 104 solo, six sacks (58 yards), five QB pressures, three passes defended, two interceptions, one forced fumble and one fumble recovery . . . had five double-digit tackle games, with 15 vs. San Diego 11/30. **1985:** Was third on club with 141 tackles, 87 solo, six QB pressures, five passes defended, two fumble recoveries, one fumble forced, one interception and team-high six sacks . . . among many awards was tabbed AP NFL Defensive Rookie of the Year . . . had at least seven tackles in 13 games. **HONORS: 1985:** AP NFL Defensive Rookie of the Year . . . UPI All-Rookie Team . . . PFWA All-Rookie Team . . . Football Digest Rookie All-Star Team. **1987:** Pro Bowl Starter . . . AP NFL All-Pro Second-Team . . . UPI AFC All-Star First-Team . . . Pro Football Weekly All-AFC . . . AFC Defensive Player of the Week 11/1 at Jets . . . Football News All-AFC. **1988:** UPI All-AFC Second-Team . . . AFC Defensive Player of the Week 11/27 vs. New England. **COLLEGE:** Two-year starter at LB and DT, after entering USC as TE . . . totaled 291 career tackles, eight sacks, 19 loss-tackles and six interceptions . . . had 151 tackles, six sacks and one interception as senior to win UPI and Sporting News first-team All-America honors, along with AP, NEA and Football Writers third-team All-America honors . . . gained All-PAC Ten first-team honors while also being named the conference's Defensive Player of the Year . . . was three-time PAC-Ten All-Academic choice and a two-time CoSIDA Academic Team pick . . . holds degree in business accounting (with a 3.67 GPA). **PERSONAL:** Full name is Duane Clair Bickett . . . born in Los Angeles, Calif. . . . attended Glendale High School . . . played football, basketball and baseball . . . was 47-581 and seven TDs as senior TE, while averaging 12 tackles per game . . . led school to CIF Division II basketball title, scoring 23 points and being named MVP in the championship game . . . was pitcher/first baseman on baseball team . . . has made annual donations to the Noble Center for Retarded Citizens in Indianapolis through pledges for tackle and interception totals . . . was club's 1989-90 United Way spokesman . . . single . . . resides in Los Angeles, Calif.



## CALL

# 71 KEVIN CALL

**Offensive Tackle 6-7 308**  
**Colorado State**  
**10th Year With Colts**  
**Draft-5b, 1984**  
**Born: November 13, 1961**



**GAMES STARTED/PLAYED:** (1984, 0/16); (1985, 0/13); (1986, 16/16); (1987, 12/12); (1988, 4/8); (1989, 15/15); (1990, 8/8); (1991, 16/16); (1992, 16/16) **Total 87/120**

**PRO:** Entering his tenth season with the Colts . . . was the Colts' second pick in the fifth round of the 1984 draft, the 130th selection overall.

**1992:** One of only seven Colts to start all 16 games . . . named Lineman-of-the-Year by Thundering Herd Fan Club . . . also named winner of Ed Block Courage Award by vote of teammates, an annual recognition of courageous play by an individual . . . marked third 16-start campaign of career . . . has started 32 consecutive games at RT, second-longest current streak on club . . . nicknamed "The Creature" for his imposing size.

**CAREER NOTES:** **1991:** Endured season as offensive line's only 16-game starter . . . one of only seven Colts to start each contest . . . was stabilizing force on unit that was forced to use 15 players during season . . . marked first 16-start season since 1986. **1990:** Started first eight games at RT before suffering shoulder injury 11/5 vs. Giants . . . underwent arthroscopic surgery and spent rest of season on injured reserve . . . was second time in three seasons to miss at least eight games due to injury . . . absence hindered offensive attack (80.1 rushing avg., 27th in NFL, 51 sacks allowed). **1989:** Returned to RT slot in second week of season after preseason arthroscopic right knee surgery . . . started 15 remaining games but was inactive for 9/10 opener vs. San Francisco . . . helped club rank third-best in NFL with only 28 sacks allowed. **1988:** Availability limited due to foot injury suffered 9/11 vs. Chicago . . . had strained arch tendon when stepped on by Bears' William Perry . . . was ruled inactive for seven weeks before returning 11/6 vs. Jets and 11/13 at Green Bay . . . did not play vs. Minnesota 11/20, but played in two subsequent games . . . started first two and final two games of season. **1987:** Started all but weeks three through five at RT . . . was second consecutive injury-free season and helped club average 142.9 yards rushing per game, while the team rushed for more than 2,000 yards for the fourth time in the last five seasons. **1986:** Starter for 16 games at RT . . . joined C-Ray Donaldson, OG-Ron Solt and OT-Chris Hinton as 16-game starters . . . was first injury-free season of career. **1985:** Missed game 10/13 vs. Denver and incurred back problems later in season that caused him to miss 11/17 vs. Miami and 11/24 at Kansas City . . . had arthroscopic surgery on knee during training camp and saw reserve duty in most games. **1984:** Served as backup at both tackle positions.

**COLLEGE:** Four-year starter who earned AP honorable mention All-America and first-team All-WAC honors as senior . . . was honorable mention All-WAC as sophomore and junior . . . referred to by one scouting service as "a mini-mountain in the midst of the Rockies" for imposing size . . . combined speed, size, strength and agility with technique at tackle position . . . skills helped school finish second in the WAC, sixth in Division 1-A in passing offense, and aided team in setting 45 school and two NCAA marks in 1983 . . . was Playboy preseason All-Far West . . . played in Blue-Gray Game . . . majored in industrial construction management.


**PERSONAL:** Full name is Kevin Bradley Call . . . born in Boulder, Colo. . . attended Fairview High School . . . was prep grid All-America as senior . . . held school and state shot put (69 feet) and discus



records (171) . . . enjoys golf, basketball and slow-pitch softball . . . Call and his wife, Shelly, reside with their children, Ashley (11/2/87) and Austin (11/16/89), in Carmel, Ind.

## 88 KERRY CASH

**Tight End 6-4 252**  
**Texas**  
**3rd Year With Colts**  
**Draft-5, 1991**  
**Born: August 7, 1969**



**GAMES STARTED/PLAYED: (1991, 2/4); (1992, 16/16) Total 18/20**  
**PRO:** Entering his third season with the Colts . . . was the Colts' fifth-round pick in the 1991 draft, the 125th selection overall.

**1992:** One of seven Colts to start all 16 games . . . named All-AFC tight end by The Football News . . . was 43-521, three TDs receiving to post first 40+ reception season by a Colts TE since 1972 (Tom Mitchell, 40) . . . yardage was highest by TE since 1979 (Reese McCall, 536), while TDs were most for TE since 1985 (Pat Beach, 6) . . . had receptions in final 15 contests and had multiple reception games 10 times . . . was 7-104 with long of 41 at Jets 12/13 for top career game . . . was 7-65 at New England 12/6 and 6-66 at Miami 10/25 for other top outings . . . had 14t from QB-Jeff George at Tampa Bay 10/4 in 24-14 win . . . had 23t from George 11/15 vs. New England . . . had 7t from QB-Jack Trudeau 12/27 at Cincinnati.

**CAREER NOTES: 1991:** Started two of four appearances . . . was a reserve 9/1 vs. New England and 9/8 at Miami, then assumed starting role 9/15 at Raiders and 9/22 vs. Detroit for injured Pat Beach . . . suffered broken left leg vs. Detroit on lone reception (18 yards) of season . . . spent rest of season on injured reserve.

**HONORS: 1992:** The Football News All-AFC.

**COLLEGE:** Never missed a game during career and ranked as leading TE in school history with 71-979, 10 TDs . . . was 22-285, four TDs as senior to earn consensus first-team All-Southwest Conference honors and third-team All-America notice by The Football News and College and Pro Football Newsweekly . . . was 28-391, two TDs as junior and started all but one game . . . reception total was seasonal school mark by TE . . . was 15-257, four TDs as sophomore . . . was 6-46 as freshman . . . social work major.

**PERSONAL:** Full name is Kerry Lenard Cash . . . born in San Antonio, Texas . . . attended Holmes High School . . . was all-district WR and also lettered in basketball and track . . . played with brother, Keith, a D7-91 of Washington who has played for Pittsburgh and Kansas City . . . has 4.9 speed . . . single . . . resides in San Antonio, Texas.

### CAREER STATISTICS

#### RECEIVING

Year	No.	Yds.	Avg.	LG	TD
1991	1	18	18.0	18	0
1992	43	521	12.1	41	3
<b>TOTAL</b>	<b>44</b>	<b>539</b>	<b>12.3</b>	<b>41</b>	<b>3</b>

#### CAREER BEST


<b>Receptions:</b>	7 at New England 12/6/92 at NY Jets 12/13/92
<b>Yards:</b>	104 at NY Jets 12/13/92
<b>Longest:</b>	41 at NY Jets 12/13/92
<b>TDs:</b>	1 at Tampa Bay 10/4/92 vs. New England 11/15/92 at Cincinnati 12/27/92



## CLANCY

### 76 SAM CLANCY

**Defensive End 6-7 300**  
**Pittsburgh**  
**5th Year With Colts,**  
**11th in NFL**  
**Free Agent-1989**  
**Born: May 29, 1958**



**GAMES STARTED/PLAYED: (1983, 0/13); (1985, 0/14); (1986, 1/16); (1987, 9/13); (1988, 12/16); (1989, 0/16); (1990, 8/16); (1991, 1/16); (1992, 9/16) Total 40/136 Total with Colts 18/64**

**PRO:** Entering his fifth season with the Colts, his eleventh in the NFL . . . signed with Colts as Plan B free agent from Cleveland on April 1, 1989 . . . originally was eleventh-round pick of Seattle in the 1982 draft, the 284th selection overall . . . granted free agency by Seattle on April 1, 1984 . . . signed with the Pittsburgh Maulers (USFL) on February 10, 1984 . . . was selected by Memphis (USFL) in dispersal draft on December 6, 1985 . . . re-signed with Seattle and was traded to Cleveland for seventh-round pick in 1986 draft (Seattle obtained RB-Paul Miles) on August 27, 1985.

**1992:** Saw action in all 16 games, starting nine . . . started at RE 10/25 at Miami and 11/1 at San Diego . . . started final seven games at LE . . . has appeared in all 64 games since joining club . . . has played in 90 consecutive games and 119 consecutive veteran games . . . is the only defensive player to play in every game over last four seasons . . . totaled 58 tackles, 42 solo, seven QB pressures, 4.5 sacks (55.5 yards) and two passes defended . . . tackle total was second highest among defensive linemen and was career seasonal-high . . . had eight tackles, six solo, at Jets 12/13 and vs. Phoenix 12/20 for top tackle games . . . batted pass late in game at Jets resulted in interception to seal win . . . had five tackles, 2.5 sacks (33.5 yards), one QB pressure and one batted pass 12/6 at New England . . . had two sacks (22 yards) at Tampa Bay 10/4 . . . had three batted passes 11/29 vs. Buffalo . . . career totals include 274 tackles, 28 sacks (245.5 yards), 18 QB pressures, seven passes defended, six recovered fumbles and one forced fumble.

**CAREER NOTES: 1991:** Started one of 16 appearances . . . started 10/13 at Buffalo as club opened with four linemen . . . totaled 25 tackles, 16 solo, 2.5 sacks (17.5 yards) and three QB pressures . . . had five tackles, four solo, and a five-yard sack 12/1 vs. Cleveland for top outing. **1990:** Had solid season with eight starts and a club-leading 7.5 sacks (57 yards) . . . opened four games at RE in place of injured Jon Hand and four at LE in place of injured Donnell Thompson . . . had 48 tackles, 30 unassisted, seven QB pressures and two passes defended . . . had eight stops, six solo, and an eight-yard sack at Phoenix 12/2 for top outing. **1989:** Saw action as designated pass rusher in nickel package in all 16 games . . . totaled 20 tackles, 10 solo, .5 sacks (1.5 yards), two QB pressures and three fumble recoveries . . . had four stops, three solo, 10/8 vs. Buffalo for top game. **1988:** Started 12 of 16 games at LE or RE for Cleveland . . . did not start 9/4 at Kansas City, 10/16 vs. Philadelphia, 12/12 at Miami and 12/18 vs. Houston . . . had 39 tackles, 30 solo, 4.5 sacks and 32 QB pressures . . . had top game 10/2 at Pittsburgh with six solo stops, two pressures and one sack. **1987:** Started nine of 13 games . . . recorded 22 tackles, 20 solo, two sacks, two passes defended and two fumbles recovered . . . did not start 9/10 vs. Pittsburgh, 11/8 vs. Atlanta, 11/15 vs. Buffalo and 12/26 at Pittsburgh . . . had four tackles and a fumble recovery vs. Atlanta for top game. **1986:** Saw action in 16 games with first NFL start 10/26 at Minnesota . . . had 56 tackles, 42 solo, and 5.5 sacks (43 yards) . . . had eight tackles and one pass defended 12/14 at Cincinnati . . . had two sacks in playoffs, 1/3/87 vs. Jets and 1/11/87 vs. Denver. **1985:** Action in 14 games came as reserve . . . did not play




weeks two and three . . . had six tackles, four solo, and one sack. **1984:** Played second of two seasons in USFL . . . recorded 120 tackles, 20 sacks and two fumble recoveries in two-season career with Pittsburgh and Memphis. **1983:** Saw action in 13 games as reserve for Seattle . . . action came in passing situations . . . had sack in 31-7 playoff win over Denver 12/24. **1982:** Spent entire season on injured reserve with a knee injury.

**COLLEGE:** Did not play a single down of football . . . participated in spring drills as DE in 1980 . . . was a four-year basketball letterman . . . averaged 16.3 ppg. and eight rpg. as senior . . . was a member of U.S. gold medal team in 1979 Pan American Games under Coach Bobby Knight . . . majored in special education.

**PERSONAL:** Full name is Sam Clancy . . . born in Pittsburgh, Pa. . . . attended Brashear High School . . . was standout grid and basketball performer . . . selected Parade prep All-America for basketball . . . was third-round pick of Phoenix Suns in 1981, but failed to make roster . . . played 1981-82 with Billings Volcanos (CBA) . . . averaged 11.5 ppg. in 41-game season . . . hit for 63 points in five playoff games . . . Clancy has three children, Sam Jr. (5/4/80), Samantha (1/2/83) and Samario (12/14/84), and lives in Indianapolis.

## 32 KEN CLARK

Running Back 5-9 204  
Nebraska  
4th Year With Colts  
Free Agent-1991  
Born: June 11, 1966



**GAMES STARTED/PLAYED:** (1990, 3/5); (1991, 7/16); (1992, 2/13)  
Total 12/34

**PRO:** Entering his fourth season with the Colts . . . joined the Colts as free agent on May 6, 1991 . . . originally was the Colts' eighth-round pick in the 1990 draft, the 206th selection overall . . . waived by Colts on October 16, 1990 . . . signed to practice squad on October 18, 1990 . . . waived from practice squad on December 30, 1990.

**1992:** Saw action in 13 games, starting two . . . earned starts 9/6 vs. Cleveland and 10/18 vs. San Diego . . . did not play 9/13 vs. Houston and was inactive 9/20 at Buffalo due to hamstring injury . . . did not play 12/6 at New England . . . was 40-134 rushing and 5-46 receiving . . . rushed 11-48 at Miami 10/25 for top game . . . was 10-47 in fourth quarter including 6-32 on final TD drive . . . totaled 14-45 rushing and 1-8 receiving 11/29 vs. Buffalo . . . was 6-28 rushing and 4-38 receiving vs. San Diego . . . totaled 3-18.0 KOR avg.

**CAREER NOTES: 1991:** Started seven of 16 appearances, the lone club RB to play in every game . . . was 114-366 rushing (second on club), and 33-245 receiving (fifth on club) . . . started 10/13 at Buffalo, 10/20 vs. Jets, 11/10 at Jets, 11/17 vs. Chicago, 11/24 at Green Bay, 12/1 vs. Cleveland and 12/15 vs. Buffalo . . . was 21-74 vs. Buffalo for top attempts and yardage . . . was 11-67 vs. Chicago and 20-50 at Jets for other rushing bests . . . had three games with six receptions (52 yards, vs. Miami 11/3; 37 vs. Pittsburgh 10/6; 31, at Buffalo). **1990:** Started first three games in absence of suspended Eric Dickerson, going 7-10 rushing and 5-23 receiving . . . starts were 9/9 at Buffalo, 9/16 vs. New England and 9/23 at Houston . . . saw limited action 9/30 at Philadelphia and 10/7 vs. Kansas City before being waived and re-signed to practice squad for remainder of season.

**COLLEGE:** Ranked as second-leading rusher in school history with 494-3,037, 29 TDs in 31 games (behind Mike Rozier's 4,780) . . . was 198-1,196, 12 TDs as senior . . . ranked fourth nationally as junior with 232-1,497, 12 TDs, the third-highest seasonal rushing total in school history . . . rushed for 256 yards vs. Oklahoma State,



## CLARK/CORYATT

225 vs. Kansas State, 167 vs. Oklahoma, 165 vs. Colorado and 146 vs. Iowa State in latter half of season (gained 1,069 yards in last six games) . . . was 64-344, five TDs as sophomore . . . played just nine games due to knee sprain . . . was redshirt in 1986 and played 1985 on freshman team . . . holds degree in criminal justice.

**PERSONAL:** Full name is Kenneth Clark . . . born in Evergreen, Ala. . . attended Bryan High School in Omaha, Neb. . . was all-state RB . . . single . . . resides in Omaha, Neb.

### CAREER STATISTICS


Year	RUSHING					RECEIVING				
	No.	Yds.	Avg.	LG	TD	No.	Yds.	Avg.	LG	TD
1990	7	10	1.4	11	0	5	23	4.6	11	0
1991	114	366	3.2	25	0	33	245	7.4	23	0
1992	40	134	3.4	13	0	5	46	9.2	17	0
<b>TOTAL</b>	<b>161</b>	<b>510</b>	<b>3.2</b>	<b>25</b>	<b>0</b>	<b>43</b>	<b>314</b>	<b>7.3</b>	<b>23</b>	<b>0</b>

### CAREER BESTS

RUSHING		RECEIVING	
<b>Carries:</b>	21 vs. Buffalo 12/15/91	<b>Receptions:</b>	6 vs. Pittsburgh 10/6/91 at Buffalo 10/13/91 vs. Miami 11/3/91
<b>Yards:</b>	74 vs. Buffalo 12/15/91	<b>Yards:</b>	52 vs. Miami 11/3/91
<b>Longest:</b>	25 vs. NY Jets 10/20/91	<b>Longest:</b>	23 at NY Jets 11/10/91

## 55 QUENTIN CORYATT

**Linebacker 6-3 250**  
**Texas A&M**  
**2nd Year With Colts**  
**Draft-1b, 1992**  
**Born: August 1, 1970**



### GAMES STARTED/PLAYED: (1992, 7/7) Total 7/7


**PRO:** Entering his second season with the Colts . . . was the Colts' second pick in the first round of the 1992 draft, the second selection overall.

**1992:** Started first seven games of season at LILB . . . missed final nine games after suffering displaced bone in left wrist 10/25 at Miami . . . had surgery and pin inserted 10/26 . . . named Pro Football Weekly/Pro Football Writers Association All-Rookie . . . totaled 54 tackles, 41 solo, two sacks (21 yards), two forced fumbles, one recovered fumble, one QB pressure, one pass defended . . . ranked second on team in tackles at time of injury . . . had eleven tackles, nine solo, one forced fumble and one pass defended 9/20 at Buffalo for top game . . . had 10 tackles, seven solo, at Tampa Bay 10/4 . . . forced fumble at Buccaneer 39 led to Colts final score . . . had eight tackles, seven solo, two sacks and one QB pressure 9/6 vs. Cleveland . . . had eight tackles, four solo, vs. Jets 10/11.

**HONORS: 1992:** Pro Football Weekly/Pro Football Writers Association NFL All-Rookie Team.

**COLLEGE:** Two-year starter who earned All-America and All-SWC honors as junior and senior at ILB . . . career totals included 184 tackles, 106 solo, 16 tackles for losses (72 yards), 7.5 sacks, three recovered fumbles and one forced fumble . . . was first-team All-America choice of The Poor Man's Guide and consensus all-conference pick as senior with 92 tackles, 50 solo, 4.5 sacks, eleven tackles for losses (46 yards), three passes defended, one forced fumble and one recovered fumble . . . helped lead team to Cotton Bowl . . . was honorable mention All-America by The Poor Man's Guide as junior . . .






totaled 92 tackles, 56 solo, 18 QB pressures, five tackles for losses (26 yards), three sacks and two fumble recoveries . . . helped lead team to Holiday Bowl . . . kinesiology major.

**PERSONAL:** Full name is Quentin John Coryatt . . . born in St. Croix, Virgin Islands . . . attended Lee High School in Baytown, Tex. . . . lettered in football, baseball and track . . . single . . . resides in Sugarland, Tex.

## 80 AARON COX

**Wide Receiver 5-10 178**  
**Arizona State**  
**1st Year With Colts,**  
**6th in NFL**  
**Free Agent-1993**  
**Born: March 13, 1965**



**GAMES STARTED/PLAYED: (1988, 15/16); (1989, 4/16); (1990, 1/14); (1991, 5/15); (1992, 3/10) Total 28/71**

**PRO:** Entering his first season with the Colts, his sixth in the NFL . . . signed as unrestricted free agent with the Colts on April 14, 1993 . . . originally was first-round pick of the Rams in the 1988 draft, the 20th selection overall . . . pick was obtained from Colts along with Colts second-round picks in 1988 and 1989 and RB-Owen Gill, along with Buffalo's first pick in 1988 and first and second picks in 1989 and RB-Greg Bell, while Rams sent RB-Eric Dickerson to Colts and Colts sent LB-Cornelius Bennett to Buffalo.

**1992:** Saw action in 10 games with three starts . . . missed final six games due to hamstring injury . . . earned starts 10/18 vs. N.Y. Giants, 11/1 at Atlanta and 11/15 at Dallas . . . totaled 18-261 receiving . . . was 5-74 11/8 vs. Phoenix for top game . . . totaled 5-73 at Giants . . . was inactive 11/22 vs. San Francisco due to hamstring injury . . . spent final five weeks of season on injured reserve.

**CAREER NOTES: 1991:** Saw action in 15 games, starting five . . . was inactive 12/22 at Seattle with sprained sternum . . . earned all five starts in first half of season . . . totaled 15-216 receiving . . . was 4-31 vs. San Diego 10/13 for top receptions game . . . was 1-32 at New Orleans 9/15 for top yardage game. **1990:** Saw action in 14 games, starting one . . . did not play 10/7 vs. Cincinnati and 12/2 at Cleveland due to right hamstring injury . . . earned start 11/25 at San Francisco . . . was 17-266 receiving . . . was 4-45 vs. Giants 11/11 for top game. **1989:** Saw action in all 16 games, starting four . . . started weeks 11-15 for injured Henry Ellard . . . was 20-340, three TDs receiving . . . was 5-103, two TDs at Dallas 12/3 for top game . . . was 4-55 at New Orleans 11/26 . . . had 51t vs. Giants 11/12. **1988:** Saw action in 16 games, starting 15 . . . did not start 11/6 at Philadelphia . . . was 28-590, five TDs receiving . . . was 4-43 vs. Detroit 9/11 . . . was 4-74 vs. Phoenix 10/2 . . . was 4-42 at San Francisco 12/18 . . . had 54t at Raiders 9/18 . . . had 69t at Giants 9/25 . . . had 44t vs. San Francisco 10/16 . . . had 32t vs. Seattle 10/23 . . . had 20t vs. San Diego 11/20.

**COLLEGE:** Four-year letterman and three-year starter . . . career totals included 136-2,694, 12 TDs receiving . . . named first-team All-Pac Ten as senior with 42-870, five TDs . . . helped team to 7-4-1 record and Freedom Bowl . . . named first-team All-Pac Ten as junior after totaling 35-695, two TDs . . . helped lead team to 10-1-1 record, Pac Ten championship and Rose Bowl victory over Michigan . . . recorded 40-788, five TDs as sophomore . . . helped team to 8-4 record and Holiday Bowl . . . was 19-341 as freshman.

**PERSONAL:** Full name is Aaron Dion Cox . . . born in Los Angeles, Calif. . . . attended Dorsey High School . . . enjoys tennis and making short movies with video camera . . . single . . . resides in Tempe, Ariz.



## COX/CULVER

### CAREER STATISTICS

#### RECEIVING


Year	No.	Yds.	Avg.	LG	TD
1988 LA Rams	28	590	21.1	69t	5
1989 LA Rams	20	340	17.0	51t	3
1990 LA Rams	17	266	15.6	32	0
1991 LA Rams	15	216	14.4	39	0
1992 LA Rams	18	261	14.5	26	0
<b>TOTAL</b>	<b>98</b>	<b>1673</b>	<b>17.1</b>	<b>69t</b>	<b>8</b>

#### CAREER BEST

<b>Receptions:</b>	5	at Dallas 12/3/89 at NY Giants 10/18/92 vs. Phoenix 11/8/92
<b>Yards:</b>	103	at Dallas 12/3/89
<b>Longest:</b>	69t	at NY Giants 9/25/88
<b>TDs:</b>	2	at Dallas 12/3/89

## 35 RODNEY CULVER

**Running Back 5-9 224**  
**Notre Dame**  
**2nd Year With Colts**  
**Draft-4a, 1992**  
**Born: December 23, 1969**



### GAMES STARTED/PLAYED: (1992, 2/16) Total 2/16

**PRO:** Entering his second season with the Colts . . . was the Colts' first pick in the fourth round of the 1992 draft, the 85th selection overall.

**1992:** Saw action in each game, earning starts 9/13 vs. Houston and 12/27 at Cincinnati . . . was 121-321, seven TDs rushing and 26-210, two TDs receiving . . . nine total TDs ranked T2nd in club history for rookies (13, Curtis Dickey, 1980; 9, Alan Ameche, 1955; 9, Lenny Moore, 1956), while seven rushing TDs ranked third (11, Dickey; 9, Ameche) . . . was T4th in AFC TDs, T16th in NFL . . . posted 14-92 rushing, one TD, and 7-51 receiving for top game in season finale at Cincinnati . . . 36t rush was winning score and marked team's longest rush of season . . . was 28-53 rushing for top attempts game 12/6 at New England . . . added 5-46 receiving . . . totaled 19-52, one TD rushing and 7-78 receiving in rookie debut 9/6 vs. Cleveland . . . rushed 17-45 and was 2-17 receiving vs. Houston . . . had rushing and receiving TDs in a game twice (11/15 vs. New England: 1t reception from QB-Jeff George, 1t rush; 11/22 at Pittsburgh: 1t rush, 4t reception from QB-Jack Trudeau) . . . had other rushing TDs 10/4 at Tampa Bay (two yards), 10/25 at Miami (four yards) and 11/29 vs. Buffalo (four yards).

**HONORS: 1992:** The Football News NFL All-Rookie.

**COLLEGE:** Four-year letterman and two-year starter . . . career totals included 340-1,697, 15 TDs rushing and 20-231, two TDs receiving . . . named honorable mention All-America by The Poor Man's Guide as senior with 101-550, two TDs rushing and 6-76 receiving . . . was career-high 13-118, one TD rushing at Hawaii . . . earned honorable mention All-America notice by The Football News and The Poor Man's Guide as junior after leading team with 150-710, five TDs rushing . . . was 13-145, two TDs receiving . . . named third-team All-America by The Sporting News after posting 59-242, five TDs rushing as sophomore . . . was 30-195, three TDs rushing as freshman . . . helped lead team to National Championship . . . finance major.



**PERSONAL:** Full name is Rodney Dwayne Culver . . . born in Detroit, Mich. . . . attended St. Martin dePorres High School . . . was three-time all-state football selection . . . three-year letterman in basketball and track . . . helped lead basketball team to two state titles while capturing 100-meter state title as freshman and sophomore . . . single . . . resides in Detroit, Mich.

**CAREER STATISTICS**


Year	RUSHING					RECEIVING				
	No.	Yds.	Avg.	LG	TD	No.	Yds.	Avg.	LG	TD
1992	121	321	2.7	36t	7	26	210	8.1	27	2
<b>TOTAL</b>	<b>121</b>	<b>321</b>	<b>2.7</b>	<b>36t</b>	<b>7</b>	<b>26</b>	<b>210</b>	<b>8.1</b>	<b>27</b>	<b>2</b>

**CAREER BEST**

RUSHING					RECEIVING				
<b>Carries:</b>	28	at	New England	12/6/92	<b>Receptions:</b>	7	vs.	Cleveland	9/6/92
<b>Yards:</b>	92	at	Cincinnati	12/27/92				at	Cincinnati
<b>Longest:</b>	36t	at	Cincinnati	12/27/92					12/27/92
<b>TDs:</b>	1	vs.	Cleveland	9/6/92	<b>Yards:</b>	78	vs.	Cleveland	9/6/92
		at	Tampa Bay	10/4/92	<b>Longest:</b>	27	vs.	Cleveland	9/6/92
		at	Miami	10/25/92	<b>TDs:</b>	1	vs.	New England	
		vs.	New England	11/15/92					11/15/92
		at	Pittsburgh	11/22/92				1	at
		vs.	Buffalo	11/29/92					Pittsburgh
		at	Cincinnati	12/27/92					11/22/92

**38 EUGENE DANIEL**

**Defensive Back 5-11 188**  
**Louisiana State**  
**10th Year With Colts**  
**Draft-8, 1984**  
**Born: May 4, 1961**



**GAMES STARTED/PLAYED:** (1984, 13/15); (1985, 16/16); (1986, 15/15); (1987, 11/12); (1988, 15/16); (1989, 14/15); (1990, 15/15); (1991, 16/16); (1992, 13/14) Total 128/134

**PRO:** Entering his tenth season with the Colts . . . was the Colts' eighth-round pick in the 1984 draft, the 210th selection overall.

**1992:** Saw action in 14 games, starting 13 at RCB . . . was inactive 9/6 vs. Cleveland and 9/13 vs. Houston due to knee injury . . . saw reserve action 9/20 at Buffalo . . . had 56 tackles, 49 solo, 14 passes defensed, two sacks (six yards), and one interception . . . ranks tied for eighth in club history with 25 career interceptions . . . had six tackles, four solo, and one sack (two yards) 11/15 vs. New England . . . totaled six solo tackles and three passes defensed 11/29 vs. Buffalo . . . had six solo tackles and one pass defensed 12/6 at New England . . . totaled five tackles, four solo, and three passes defensed 12/20 vs. Phoenix . . . had five solo tackles and one sack (four yards) at Cincinnati 12/27 . . . had interception 10/4 at Tampa Bay . . . career totals include 533 tackles, 25 interceptions (218 yards), 138 passes defensed, four sacks (50 yards), four forced fumbles, four recovered fumbles and one QB pressure.

**CAREER NOTES:** **1991:** Started all games at RCB, his first 16-game start effort since 1985 . . . totaled 58 tackles, 38 solo, 10 passes defensed, three interceptions (22 yards) and one fumble forced . . . had seven tackles, three solo, vs. Miami 11/3 for top outing . . . interceptions came 9/22 vs. Detroit (10 yards), 10/6 vs. Pittsburgh and 10/20 vs. Jets (12 yards) . . . forced fumble at Miami 9/8 . . . was only DB to start every game. **1990:** Started 15 games at RCB . . . was inactive 10/7 vs. Kansas City due to knee injury suffered at Philadelphia 9/30 . . . had 59 tackles, 48 unassisted . . . led team with 18 passes



## DANIEL

defensed, while also forcing one fumble. **1989:** Started 14 of 15 games at RCB . . . missed starts 11/19 vs. Jets and 11/26 vs. San Diego due to virus . . . was inactive vs. Jets, but did play extensively vs. San Diego . . . had 51 tackles, 41 solo, one interception (34 yards), 14 passes defensed, one forced fumble and one fumble recovered . . . had six stops 9/24 vs. Atlanta, 10/15 at Denver and 11/12 at Buffalo for top tackle games. **1988:** Started every game at RCB except 10/9 at Buffalo . . . had 65 tackles, 52 solo, 13 passes defensed and two interceptions (44 yards) . . . had 41t interception 10/16 vs. Tampa Bay for deciding score in 35-31 win . . . had eight special teams tackles. **1987:** Missed weeks three through five and start 11/1 at Jets . . . had 39 tackles, 30 solo, 17 passes defensed and two interceptions (34 yards) . . . was last player to intercept Dan Fouts at San Diego 12/20 . . . had five unassisted tackles in 1/9/88 Divisional Playoffs at Cleveland. **1986:** Missed contest 11/16 at Jets . . . had 69 stops, 52 solo, two interceptions, a team-high 15 passes defensed and one fumble recovery . . . returned blocked punt 13 yards for TD with :20 remaining 12/7 at Atlanta in Colts' 28-23 win. **1985:** Led club for second straight season with eight interceptions (53 yards), T2nd in NFL thefts . . . had 74 tackles, 65 solo, and 23 passes defensed . . . named All-AFC by The Football News . . . was 3-45 interceptions and had fumble recovery for 25 yards vs. Green Bay 10/27 to earn AFC Defensive Player of the Week honors . . . three interceptions tied the Colts' single-game record . . . had one interception, nine tackles and a blocked FG vs. Denver 10/13 . . . recovered two fumbles, forced one and had 13 special teams tackles. **1984:** Stepped in at RCB and picked off a team-high six passes . . . had two thefts in debut 9/2 vs. Jets . . . had 62 tackles, 45 unassisted, 14 passes defensed and five special teams tackles.

**HONORS:** **1985:** The Football News All-AFC Team . . . AFC Defensive Player of the Week 10/27 vs. Green Bay.

**COLLEGE:** Four-year player at LSU . . . signed originally as a quarterback out of high school, but was converted into a defensive back . . . was LSU's seventh-leading tackler in 1983 with 66 . . . had four interceptions for 22 yards . . . had 156 career tackles as a Tiger . . . played on LSU's 1982 Orange Bowl team . . . holds degree in marketing.

**PERSONAL:** Full name is Eugene Daniel . . . born in Baton Rouge, La . . . attended Robert E. Lee High School . . . has 4.48 speed . . . single . . . resides in Atlanta, Ga.

### CAREER STATISTICS

#### INTERCEPTIONS

Year	No.	Yds.	Avg.	LG	TD
1984	6	25	4.2	18	0
1985	8	53	6.6	29	0
1986	2	6	3.0	3	0
1987	2	34	17.0	38	0
1988	2	44	22.0	41t	1
1989	1	34	34.0	34	0
1990	0	0	0.0	0	0
1991	3	22	7.3	12	0
1992	1	0	0.0	0	0
<b>TOTAL</b>	<b>25</b>	<b>218</b>	<b>8.7</b>	<b>41t</b>	<b>1</b>


#### CAREER BEST

<b>Number:</b>	3 vs. Green Bay 10/27/85
<b>Yards:</b>	45 vs. Green Bay 10/27/85
<b>Longest:</b>	41t vs. Tampa Bay 10/16/88
<b>TDs:</b>	1 vs. Tampa Bay 10/16/88



## 69 RANDY DIXON

**Offensive Guard 6-3 305**  
**Pittsburgh**  
**7th Year With Colts**  
**Draft-4, 1987**  
**Born: March 12, 1965**



**GAMES STARTED/PLAYED:** (1987, 0/3); (1988, 16/16); (1989, 16/16); (1990, 14/15); (1991, 11/12); (1992, 15/15) **Total 72/77**  
**PRO:** Entering his seventh season with the Colts . . . was the Colts' fourth-round pick in the 1987 draft, the 85th selection overall.

**1992:** Started 15 games at LG . . . was inactive 11/1 at San Diego due to concussion suffered 10/25 at Miami . . . 15 starts marked most since 1989.

**CAREER NOTES: 1991:** Started eleven of 12 appearances . . . was slowed through most of season following right calf pull at Denver 8/2 during preseason . . . missed start 9/1 vs. New England and played as reserve 9/15 at Raiders . . . re-injured calf in start 9/29 at Seattle and spent next three games on injured reserve . . . returned to start final eight games at LG (starts earlier in season came at RG, his first starting stint on that side of line) . . . was one of 15 linemen for club during injury-filled season, one of seven linemen to start more than one position. **1990:** Started 13 of 14 games at LG . . . missed week one 9/9 at Buffalo while unsigned and did not start following week 9/16 vs. New England . . . games and starts missed were first since earning starting job in 1988 and snapped streak of 32 consecutive starts . . . had been in lineup for every offensive snap in each of past two seasons. **1989:** Started every game and was in lineup for every offensive snap for second consecutive season . . . was one of three Colts linemen to start every game (C-Ray Donaldson, RG-Ben Utt) . . . blocking abilities helped offensive unit hold 115.9 rushing avg. and allow the fourth-lowest sack total (28) in the NFL . . . recovered fumble in endzone for touchdown 11/12 at Buffalo. **1988:** Earned starting job at LG in second season with Colts . . . was only starter on offensive line for every offensive snap . . . was solid all season, and played vital role in success of Colts offensive production. **1987:** Served as backup at both guard positions . . . played in games 11/15 at Miami, 11/22 at New England and 12/6 at Cleveland during regular season, and in 1/9/88 AFC Divisional Playoffs at Cleveland . . . found playing time sparse as veteran line remained intact throughout entire season.

**COLLEGE:** Started on offensive line for four years at Pittsburgh . . . emerged as a dominating blocker, earning first-team All-America honors from UPI and The Sporting News, second-team notice from CPFN, third-team honors from AP, while member of the Walter Camp and Kodak All-America units . . . as RT helped Panthers avg. 240.1 ypg. passing as senior . . . managed 90 percent blocking grade as senior . . . was AP and UPI honorable-mention All-America as junior . . . had 17 knockdown blocks against South Carolina as junior . . . alternated with Bill Fralic on both sides of line as sophomore . . . tabbed freshman All-America by Football News in 1983 . . . administration of justice major.


**PERSONAL:** Full name is Randall Charles Dixon . . . born in Clewiston, Fla. . . attended Clewiston High School . . . earned four letters in track . . . was two-time all-state football selection . . . Dixon and his wife, Patricia, reside with their daughter, Desiree (11/3/91), in Indianapolis.



## EMTMAN/GEORGE

### 90 STEVE EMTMAN

**Defensive End 6-4 300**  
**Washington**  
**2nd Year With Colts**  
**Draft-1a, 1992**  
**Born: April 16, 1970**



#### **GAMES STARTED/PLAYED: (1992, 9/9) Total 9/9**

**PRO:** Entering his second season with the Colts . . . was the Colts' first pick in the first round of the 1992 draft, the first selection overall.

**1992:** Started first nine games at LE before sustaining partial tear of anterior cruciate ligament in left knee 11/8 vs. Miami . . . had reconstructive surgery 12/2 . . . totaled 49 tackles, 33 solo, six QB pressures, three sacks (29 yards), one interception (90 yards) and one forced fumble . . . had twice as many tackles as any other team DL and had made 49 of 119 tackles by the DL at time of injury . . . named AFC Defensive Player of the Week 10/25 at Miami after totaling five tackles, two solo, one interception, one sack (seven yards), one forced fumble and one QB pressure . . . 90t interception return came on final play of 31-20 win . . . theft was T3rd-longest in club history and marked longest in NFL history by a defensive lineman . . . forced fumble at Miami led to Colts first TD . . . had season-high eleven tackles, nine solo, at San Diego 11/1 . . . totaled 10 tackles, six solo, and one sack (14 yards) vs. Jets 10/11 . . . had eight tackles, three solo, and two QB pressures 10/4 at Tampa Bay . . . had other sack (eight yards) 9/6 vs. Cleveland . . . named Rookie-of-the-Year by Thundering Herd Fan Club.


**HONORS: 1992:** AFC Defensive Player-of-the-Week 10/25 at Miami . . . Pro Football Weekly/Pro Football Writers Association NFL All-Rookie . . . The Football News NFL All-Rookie.

**COLLEGE:** Three-year letterman and two-year starter . . . career totals included 134 tackles, 36.5 tackles for losses, 14 sacks (96 yards), four passes defensed, two fumble recoveries and one interception . . . consensus first-team All-America and All-Pac Ten pick while starting every game as junior . . . became first player in Pac Ten history to win Lombardi Award and Outland Trophy . . . helped lead Huskies to 12-0 record and UPI and USA Today/CNN National Championship . . . named nation's Defensive Player-of-the-Year by Chevrolet and The Football News . . . finished fourth in Heisman Trophy balloting . . . had 60 tackles, 19.5 tackles for losses, and 6.5 sacks (33 yards) . . . was consensus second-team All-America and first-team Pac Ten honoree as sophomore starter . . . was first sophomore to win Morris Trophy as conference's top DL . . . had 55 tackles, 16 for losses (85 yards), and 7.5 sacks (63 yards) . . . started three of eleven games as freshman . . . totaled 19 tackles and one tackle for loss (two yards) . . . redshirted in 1988 . . . small business management major.

**PERSONAL:** Full name is Steven Charles Emtman . . . born in Spokane, Wash. . . . attended Cheney High School . . . three-year letterman as offensive and defensive lineman . . . was two-year starter for basketball team . . . was two-time state AA champion in discus with a personal record of 184 feet . . . single . . . resides in Cheney, Wash.

### 11 JEFF GEORGE

**Quarterback 6-4 218**  
**Illinois**  
**4th Year With Colts**  
**Draft-1, 1990**  
**Born: December 8, 1967**





**GAMES STARTED/PLAYED: (1990, 12/13); (1991, 16/16); (1992, 10/10) Total 38/39**

**PRO:** Entering his fourth season with the Colts . . . was the Colts' first-round pick in the 1990 draft, the first selection overall . . . pick was obtained along with Atlanta's fourth-round choice in the 1990 draft (Colts chose WR-Stacey Simmons) for OT-Chris Hinton, WR-Andre Rison, the Colts' 1990 fifth-round pick (Falcons chose OT-Reggie Redding) and the Colts' 1991 first-round pick (Falcons chose WR-Mike Pritchard).

**1992:** Started 10 games . . . missed first three games with strained ulna collateral ligament in right thumb suffered in preseason 8/22 at Cincinnati . . . injury snapped 25 consecutive game starting streak, the fifth-longest QB streak in club history (92, John Unitas, 1958-65; 45, Bert Jones, 1974-77; 28, Unitas, 1966-67; 26, Unitas, 1956-58) . . . also missed games 11/22 at Pittsburgh, 11/29 vs. Buffalo, and 12/6 at New England with broken metacarpal bone in right hand suffered on final play 11/15 vs. New England . . . was 167-306-1,963, seven TDs/15 interceptions . . . topped 50.0+ comp. pct. in seven of 10 games and has done so in 31 of 39 career outings . . . ranks fourth in club history in completions (640), fifth in attempts (1,125) and yards (7,025) . . . surpassed Earl Morrall in yardage (5,666) and Mike Pagel (587) in completions during season . . . was 6-4 as starter . . . was 18-35-330, two TDs/three ints. vs. New England for top yardage game and second-highest of career . . . totaled 25-41-328, one TD/one int. 12/20 vs. Phoenix . . . had 57t to RB-Anthony Johnson for Colts longest score of season . . . 41 att. marked seasonal single-game high and second-most of career . . . win vs. Phoenix marked first in five career 300+ yardage outings . . . was 27-39-318, two TDs/int. vs. San Diego 10/18 for top completion game and T2nd-most in career . . . rushed 14-26, 1 TD . . . had 1t dive at Miami 10/25 with 1:32 remaining to give team 24-20 lead in eventual 31-20 victory.

**CAREER NOTES: 1991:** One of only seven Colts to start every game . . . was 292-485-2,910, 10 TDs and 12 ints. . . . set career seasonal highs in completions, attempts and yardage . . . became first Colts QB since Bert Jones (1981) to start every game in a season . . . 292 completions ranked 5th in NFL while 485 attempts were 7th and set club seasonal records (besting Greg Landry, 270-457, 1979), while 60.2 comp. pct. was only 2nd 60+ pct. season in team history (Jones, 60.4, 1976) . . . topped 50+ pct. in club-record 14 consecutive outings before 16-33 outing vs. Chicago 11/17 ended streak (Jones, 13, 11/30/75 through 11/7/76) . . . was 16-26-239, three TDs/two ints. at Jets 11/10 to earn AFC Offensive Player of the Week honors . . . three TD passes tied career-high set twice in 1990 (11/25 at Cincinnati, 12/22 vs. Washington) . . . was 29-40-348, two TDs, one int. vs. Detroit 9/22 to set career-highs in completions and yardage . . . completions tied Landry (12/2/79 vs. Jets) for 2nd-highest single-game total in club history (36, Jones, 12/15/74 vs. Jets) . . . was 27-42-301, one TD, two ints. vs. New England 9/1 to set career-high in attempts . . . was sacked 56-481 for season to establish club record for sacks and yards lost by an individual QB (Landry, 42, 1979; Bill Troup, 32-340 yards, 1978) . . . 2.5 int. pct. ranked as 3rd-lowest seasonal mark in team history (2.0, Unitas, 1964; 2.3, Jones, 1975). **1990:** Started 12 of 13 games and posted 5-7 record as starter . . . did not start weeks 4-7 due to abdominal strain 9/16 vs. New England . . . participation was limited at Houston 9/23 due to injury, while bruised knee 10/28 vs. Miami also hindered play . . . had fourth-quarter concussion at Buffalo 9/9 . . . rebounded to post 5-3 record during second half of season . . . was 181-334-2,152, 16 TDs and 13 interceptions . . . became only the eighth of 34 rookie starting QBs in NFL since 1961 to throw more TD passes than ints. . . . the others were Fran Tarkenton (1961), Joe Namath (1965), Greg Cook (1969), Jim Plunkett (1971), Jim McMahon (1982), Dan Marino (1983) and Bernie Kosar (1985) . . . including George, only 10 of the 34 passed for 2,000+ yards and had 300+ attempts . . . of the 10 with 300+ attempts, only four had 50+ pct., with George's 54.2 bettered only by Dennis Shaw's 55.5 (Buffalo, 1970) . . . George's int. total was



## GEORGE

lowest of any rookie with 300+ attempts, bettering mark of Namath (15) . . . rookie totals ranked behind Jack Trudeau (204-417-2,225, 1986) for second-place in Colts history . . . was 21-31-251, three TDs (124.7 rating) at Cincinnati 11/25 for top game . . . totaled 18-33-252, three TDs (109.8 rating) vs. Washington 12/22 . . . was 11-2, one TD rushing . . . had 1t dive vs. Buffalo 12/9.

**HONORS: 1990:** UPI NFL All-Rookie Team . . . Pro Football Weekly NFL All-Rookie Team . . . College and Pro Football Newsweekly NFL All-Rookie Team . . . Football Digest NFL All-Rookie Team . . . Football News NFL All-Rookie Team . . . PFWA NFL All-Rookie Team . . . "The National" NFL Rookie-of-the-Year. **1991:** AFC Offensive Player-of-the-Week 11/10 at Jets.

**COLLEGE:** Starter at Illinois as sophomore and junior, after transferring from Purdue following 1986 freshman season (was redshirt transfer in 1987) . . . ranked behind Jack Trudeau (8,146) and Tony Eason (6,608) in career passing yardage with totals of 428-714-4,674, 28 TDs and 19 interceptions . . . was 20-4 as starter for career . . . earned second-team All-America notice by The Poor Man's Guide and honorable mention All-America nod from The Sporting News as junior . . . was 216-348-2,417, 19 TDs and eleven interceptions . . . named AP and UPI first-team All-Big Ten . . . led Big Ten and ranked 24th nationally with 240.8 passing avg./game . . . had two late TD tosses and was 27-43-248 vs. USC in 1989 opener . . . led club to scores in 10 of 12 two-minute drives as junior . . . was 42-63-522, five TDs in fourth-quarter passing as junior, 28-35-355, five TDs in final seven minutes of game . . . junior TD passing total was one shy of school seasonal mark of Eason (1981) . . . was 26-38-321, three TDs in 31-21 Citrus Bowl win over Virginia . . . tabbed AP second-team Big Ten as sophomore . . . was 212-366-2,257, nine TDs and eight interceptions . . . was 20-37-194 vs. Florida in the All-American Bowl . . . played in seven games as freshman at Purdue (missed four games with lumbar stress fracture) . . . was 122-227-1,217, four TDs and 15 interceptions . . . career regular season totals were 550-941-5,891, 32 TDs and 34 interceptions (596-1,016-6,406, 35 TDs and 37 interceptions with two bowl games) . . . holds degree in speech communications.

**PERSONAL:** Full name is Jeffrey Scott George . . . born in Indianapolis, Ind. . . attended Warren Central High School . . . three-year grid starter who led school to state titles in 1984 and 1985 . . . was 36-2 as starter, including a 28-game winning streak during final two years . . . was 543-965-8,126, 94 TDs and 33 interceptions for career . . . yardage and TD totals ranked third on alltime national prep charts . . . was 252-422-3,094, 45 TDs as senior . . . had six TD tosses vs. Muncie South . . . earned National Prep Player-of-the-Year nominations by USA Today, Gatorade/Scholastic Coach Magazine, the Washington Touchdown Club and the National High School Coaches Association . . . was 200-340-3,336, 39 TDs as junior . . . lettered three times in basketball and baseball . . . was honorable mention all-state in basketball with 16.0 ppg. avg. as junior . . . averaged 18.7 ppg. as senior and scored 1,002 career points . . . played SS with career .456 BA, 10 HR and 81 RBI . . . earned nine prep letters and combined record of varsity teams was 163-36 . . . single . . . resides in Indianapolis.

### CAREER STATISTICS

Year	PASSING						RUSHING					
	Att-Comp.	Yds.	Pct.	Int.	LG	TD	Rat.	No.	Yds.	Avg.	LG	TD
1990	334-181	2152	54.2	13	75	16	73.8	11	2	0.2	6	1
1991	485-292	2910	60.2	12	49t	10	73.8	16	36	2.3	13	0
1992	306-167	1963	54.6	15	57t	7	61.5	14	26	1.9	13	1
<b>TOTAL</b>	<b>1125-640</b>	<b>7025</b>	<b>56.9</b>	<b>40</b>	<b>75</b>	<b>33</b>	<b>70.5</b>	<b>41</b>	<b>64</b>	<b>1.6</b>	<b>13</b>	<b>2</b>





**CAREER BEST**

<b>PASSING</b>		<b>RUSHING</b>	
<b>Attempts:</b>	42 vs. New Eng. 9/1/91	<b>Carries:</b>	3 vs. New Eng. 9/16/90
<b>Completions:</b>	29 vs. Detroit 9/22/91		at Green Bay 11/24/91
<b>Yards:</b>	348 vs. Detroit 9/22/91	<b>Yards:</b>	18 vs. Chicago 11/17/91
<b>Longest:</b>	75 at Cinc. 11/25/90	<b>Longest:</b>	13 at Tampa Bay 12/22/91
<b>TDs:</b>	3 at Cinc. 11/25/90		vs. Miami 11/8/92
	vs. Wash. 12/22/90	<b>TDs:</b>	1 vs. Buffalo 12/9/90
	at NY Jets 11/10/91		at Miami 10/25/92

**1990 GAME-BY-GAME PASSING**

Date	Opponent	Att-Comp.	Yds.	Pct.	TD	In	LG	Tkd.	Rat.	Result
9/ 9*	at Buffalo	24-13	160	54.2	1	0	25t	3/25	88.9	L 10-26
9/16*	NEW ENGLAND	24-12	160	50.0	1	4	68t	2/17	46.0	L 14-16
9/23*	at Houston	14- 5	42	35.7	0	1	19	2/18	14.8	L 10-24
9/30	at Philadelphia									DNP - INJURED (abdomen)
10/ 7	KANSAS CITY									DNP - INJURED (abdomen)
10/21	DENVER									DNP - INJURED (abdomen)
10/28	MIAMI	15- 8	77	53.3	0	1	22	2/16	40.0	L 7-27
11/ 5*	N.Y. GIANTS	37-23	160	62.2	0	0	29	3/34	72.0	L 7-24
11/11*	at New Eng.	24- 6	106	25.0	1	0	26	1/ 5	59.6	W 13-10
11/18*	N.Y. JETS	22-14	249	63.6	2	1	50	4/24	113.9	W 17-14
11/25*	at Cincinnati	31-21	251	67.7	3	0	75	1/14	124.7	W 34-20
12/ 2*	at Phoenix	28-13	168	46.4	2	1	46	4/26	74.5	L 17-20
12/ 9*	BUFFALO	25-13	93	52.0	0	3	41	5/41	21.4	L 7-31
12/16*	at N.Y. Jets	27-17	212	63.0	1	0	62	3/35	99.7	W 29-21
12/22*	WASHINGTON	33-18	252	54.5	3	0	42t	4/36	109.8	W 35-28
12/30*	at Miami	30-18	222	60.0	2	2	64t	3/29	77.4	L 17-23

**1991 GAME-BY-GAME PASSING**

Date	Opponent	Att-Comp.	Yds.	Pct.	TD	In	LG	Tkd.	Rat.	Result
9/ 1*	NEW ENGLAND	42-27	301	64.3	1	2	35t	4/30	73.6	L 7-16
9/ 8*	at Miami	31-17	98	54.8	0	0	14	2/17	61.0	L 6-17
9/15*	at Raiders	32-21	220	65.6	0	0	31	3/27	85.5	L 0-16
9/22*	DETROIT	40-29	348	72.5	2	1	38	4/24	105.1	L 24-33
9/29*	at Seattle	31-17	144	54.8	0	2	22	4/51	40.1	L 3-31
10/ 6*	PITTSBURGH	28-22	191	78.6	0	0	33	5/44	95.2	L 3-21
10/13*	at Buffalo	33-22	168	66.7	0	1	15	1/ 5	66.5	L 6-42
10/20*	N.Y. JETS	22-14	107	63.6	0	0	16	4/28	75.4	L 6-17
11/ 3*	MIAMI	34-18	189	52.9	0	1	24	1/ 6	57.3	L 6-10
11/10*	at N.Y. Jets	26-16	239	61.5	3	2	49t	0/ 0	98.0	W 28-27
11/17*	CHICAGO	33-16	176	48.5	2	0	25	5/36	85.1	L 17-31
11/24*	at Green Bay	40-21	184	52.5	1	1	21	7/67	63.0	L 10-14
12/ 1*	CLEVELAND	21-10	100	47.6	0	2	21	6/72	22.1	L 0-31
12/ 8*	at New Eng.#	24-15	159	62.5	1	0	46	3/12	95.9	L 17-23
12/15*	BUFFALO	11- 7	83	63.6	0	0	28	2/25	86.6	L 7-35
12/22*	at Tampa Bay	37-20	203	54.1	0	0	20	5/37	70.1	L 3-17

**1992 GAME-BY-GAME PASSING**

Date	Opponent	Att-Comp.	Yds.	Pct.	TD	In	LG	Tkd.	Rat.	Result
9/ 6	CLEVELAND									DNP - INJURED (right thumb) W 14- 3
9/13	HOUSTON									DNP - INJURED (right thumb) L 10-20
9/20	at Buffalo									DNP - INJURED (right thumb) L 0-38
10/ 4*	at Tampa Bay	33-15	234	45.5	2	3	42	1/10	51.8	W 24-14
10/11*	N.Y. JETS#	39-19	194	48.7	0	1	22	3/22	52.7	W 6- 3
10/18*	SAN DIEGO	39-27	318	69.2	2	2	34	4/24	89.5	L 14-34
10/25*	at Miami	33-18	179	54.5	0	1	21	3/26	57.5	W 31-20
11/ 1*	at San Diego	18- 7	53	38.9	0	1	18	6/32	23.8	L 0-26
11/ 8*	MIAMI	26-15	113	57.7	0	2	18	2/13	36.2	L 0-28
11/15*	NEW ENGLAND#	35-18	330	51.4	2	3	38	0/ 0	67.6	L 34-37
11/22	at Pittsburgh									DNP - INJURED (right hand) L 14-30
11/29	BUFFALO#									DNP - INJURED (right hand) W 16-13
12/ 6	at New Eng.									DNP - INJURED (right hand) W 6- 0
12/13*	at N.Y. Jets	30-16	168	53.3	0	1	30	5/29	56.0	W 10- 6
12/20*	PHOENIX	41-25	328	61.0	1	1	57t	1/ 9	84.2	W 16-13
12/27*	at Cincinnati	12- 7	46	58.3	0	0	11	2/23	66.7	W 21-17

\* Starter  
# Overtime



## GEORGE/GOODE

### JEFF GEORGE VS. THE NFL


OPPONENT	GAMES	ATT.	COMP.	YDS.	PCT.	TD	INT.	LG	TKLD.
Buffalo	4	93	55	504	59.1	1	4	28	11/ 96
Chicago	1	33	16	176	48.5	2	0	25	5/ 36
Cincinnati	2	43	28	297	65.1	3	0	75	3/ 37
Cleveland	1	21	10	100	47.6	0	2	21	6/ 72
Detroit	1	40	29	348	72.5	2	1	38	4/ 24
Green Bay	1	40	21	184	52.5	1	1	21	7/ 67
Houston	1	14	5	42	35.7	0	1	19	2/ 18
L.A.Raiders	1	32	21	220	65.6	0	0	31	3/ 27
Miami	6	169	94	878	55.6	2	7	64t	13/107
New England	5	149	78	1056	52.3	6	9	68t	10/ 64
N.Y. Giants	1	37	23	160	62.2	0	0	29	3/ 34
N.Y. Jets	6	166	96	1169	57.8	6	5	62	19/138
Phoenix	2	69	38	496	55.1	3	2	57t	5/ 35
Pittsburgh	1	28	22	191	78.6	0	0	33	5/ 44
San Diego	2	57	34	371	59.6	2	3	34	10/ 56
Seattle	1	31	17	144	54.8	0	2	22	4/ 51
Tampa Bay	2	70	35	437	50.0	2	3	42	6/ 47
Washington	1	33	18	252	54.5	3	0	42t	4/ 36

### GEORGE'S TOP FIVE PASSING GAMES

YARDS	OPPONENT	DATE	ATT.	COMP.	PCT.	TD	INT.
348	DETROIT	9/22/91	40	29	72.5	2	1
330	NEW ENGLAND	11/15/92	35	18	51.4	2	3
328	PHOENIX	12/20/92	41	25	61.0	1	1
318	SAN DIEGO	10/18/92	39	27	69.2	2	2
301	NEW ENGLAND	9/ 1/91	42	27	64.3	1	2

## 37 CHRIS GOODE

**Defensive Back 6-0 199**  
**Alabama**  
**7th Year With Colts**  
**Draft-10, 1987**  
**Born: September 17, 1963**



**GAMES STARTED/PLAYED:** (1987, 0/8); (1988, 8/13); (1989, 8/15); (1990, 10/16); (1991, 15/15); (1992, 15/15) **Total 56/82**  
**PRO:** Entering his seventh season with the Colts . . . was the Colts' tenth-round pick in the 1987 draft, the 253rd selection overall.

**1992:** Started 15 games at LCB, matching highest seasonal start total. . . did not play 12/27 at Cincinnati. . . ranked third among defensive backs with 72 tackles, 61 solo, 13 passes defended, two interceptions (93 yards) and two QB pressures. . . ranked second on team in passes defended. . . posted five or more total tackles eight times. . . had eight solo tackles, two passes defended and one interception (46 yards) at Tampa Bay 10/4 for top game. . . totaled eight tackles, four solo, 11/1 at San Diego. . . had seven tackles, five solo, one interception (47 yards) and one pass defended 11/15 vs. New England. . . career totals include 263 total tackles, 71 passes defended, seven interceptions (183 yards), five recovered fumbles, three QB pressures, two sacks (13 yards), and two forced fumbles.

**CAREER NOTES: 1991:** Started 15 games at LCB. . . missed game 11/24 at Green Bay due to neck/shoulder injury. . . ranked first among DBs with 79 tackles, 66 solo. . . led team with 19 passes defended. . . added two sacks (13 yards) and two interceptions (27 yards). . . totaled eight solo tackles, three passes defended, one interception and one sack (eight yards) 11/17 vs. Chicago for top game. . . had sack at New England (five yards) and interception (27 yards) 9/22 vs. Detroit. **1990:** Started 10 of 16 games. . . started at RCB vs. Kansas City 10/7 in place of injured Eugene Daniel. . . started weeks seven through 12 and 14-16 at LCB. . . had 35 tackles, 25 unassisted, eleven passes defended, one interception (10 yards),




two fumbles recovered and one fumble forced . . . had 54t fumble return vs. Miami 10/28 . . . had four tackles and four passes defended vs. Washington 12/22. **1989:** Started eight of 15 games . . . did not start 9/10 vs. San Francisco due to knee and groin injuries, but served in nickel package . . . started weeks two through five and seven through 10 at LCB . . . did not start 10/15 at Denver . . . missed game 11/19 vs. Jets with hamstring injury . . . had 34 tackles, 27 solo, eleven passes defended and one QB pressure . . . had 10 special teams tackles, four solo, and two blocked punts (vs. San Francisco and 12/17 vs. Miami). **1988:** Provided solid coverage in secondary before knee injury ended season . . . began as backup, then started at RCB 10/9 at Buffalo in place of injured Eugene Daniel . . . was shifted to LCB, replacing Willie Tullis . . . played in 13 games, eight as starter, before missing final three games . . . starting string ended 11/27 vs. New England . . . had 38 tackles, 31 unassisted, 16 passes defended, three fumble recoveries, two interceptions (53 yards) and one fumble recovery. **1987:** Appeared in final eight games of season, after spending first half of year on injured reserve (abdominal strain/contusion) . . . saw action as reserve and special teamer . . . had five tackles defensively and one pass defended, plus eleven tackles, eight solo, on kickoff coverage unit.

**COLLEGE:** Played two seasons at Alabama following a red-shirt year in 1984 . . . had top year as senior with 35 tackles and three passes defended . . . contributed six tackles in nine games as a reserve in 1985 . . . began collegiate career as halfback at North Alabama . . . communications major . . . brothers Kerry and Pierre played for Alabama during 1987.

**PERSONAL:** Full name is Christopher Kimberly Goode . . . born in Town Creek, Ala. . . . attended Hazelwood High School . . . led team to state high school title by rushing for 1,528 yards and four TDs while intercepting eleven passes . . . rushed for 269 yards on just six carries during a game as a senior . . . single . . . resides in Town Creek, Ala.

## 59 STEPHEN GRANT

**Linebacker 6-0 231**  
**West Virginia**  
**2nd Year With Colts**  
**Draft-10, 1992**  
**Born: December 23, 1969**



**GAMES STARTED/PLAYED: (1992, 0/16) Total 0/16**

**PRO:** Entering his second season with the Colts . . . was the Colts' tenth-round pick in the 1992 draft, the 227th selection overall.

**1992:** Saw action in all 16 games, primarily as special teamer . . . ranked third on club in special teams tackles with 14, seven solo . . . had nine defensive tackles, five solo . . . posted three tackles, two solo, as reserve 11/1 at San Diego and 11/22 at Pittsburgh . . . had three tackles, one solo, 11/8 vs. Miami . . . had top special teams performance 10/25 at Miami with three tackles, two solo.

**COLLEGE:** Four-year letterman and three-year starter . . . career totals included 437 tackles, 16 passes defended, 14 tackles for losses (60 yards), five sacks and two interceptions (33 yards) . . . named second-team All-America and first-team All-Big East as senior by The Poor Man's Guide . . . served as captain and led team with 147 tackles, 94 solo, two sacks and eight tackles for losses (36 yards) . . . was honorable mention All-America by The Football News and second-team All-East by AP as junior . . . had 141 tackles, 91 solo, six passes defended, two sacks and two interceptions . . . had 102 tackles, 53 solo, as sophomore . . . only true freshman to see action in 1988 . . . totaled 55 tackles, 33 solo, as reserve ILB . . . sociology and anthropology major . . . earned Athletic Director's Academic Honor Roll recognition.


**PERSONAL:** Full name is Stephen Grant . . . born in Miami, Fla. . . . attended Southridge High School . . . Grant and his wife, Leslie, reside with their son, Robert (12/12/91), in Indianapolis.



## HAND

### 78 JON HAND

**Defensive End 6-7 301**  
**Alabama**  
**8th Year With Colts**  
**Draft-1, 1986**  
**Born: November 13, 1963**



**GAMES STARTED/PLAYED: (1986, 15/15); (1987, 11/12); (1988, 15/15); (1989, 15/16); (1990, 12/12); (1991, 16/16); (1992, 9/15)**  
**Total 93/101**

**PRO:** Entering his eighth season with the Colts . . . was the Colts' first-round pick in the 1986 draft, the fourth selection overall . . . pick was obtained in trade with New Orleans as clubs switched positions in first round and Saints received Colts' 1986 third-round pick (Saints tabbed OT-Jim Dombrowski with sixth overall pick and LB-Pat Swilling in third round).

**1992:** Saw action in 15 games, starting nine . . . did not play 10/25 at Miami due to sprained ankle suffered 10/18 vs. San Diego . . . saw action as reserve 11/1 at San Diego and in final five games . . . had 24 tackles, 19 solo, three QB pressures, three forced fumbles and one sack (five yards) . . . had five tackles, three solo, 11/1 vs. Miami . . . totaled five tackles, four solo, and one forced fumble 11/15 vs. New England . . . also forced fumbles 9/20 at Buffalo and 11/22 at Pittsburgh . . . had lone sack 9/6 vs. Cleveland . . . career totals include 454 total tackles, 50 QB pressures, 31.5 sacks (235.5 yards), 11 forced fumbles, seven recovered fumbles, two passes defensed, and one interception (eight yards).

**CAREER NOTES: 1991:** Started 16 games at RE, one of seven Colts to start each contest . . . 16-start campaign was first of career . . . had 60 tackles, 40 unassisted . . . led team with seven QB pressures . . . tied with ROLB-Duane Bickett and LE-Donnell Thompson for team-high honors with five sacks (38 yards) . . . had one fumble recovery . . . had seven tackles, five solo, and two sacks (12 yards) at New England 12/8 for top game. **1990:** Started 12 games at RE . . . was unsigned 9/9 at Buffalo . . . missed 12/2 at Phoenix, 12/9 vs. Buffalo and 12/16 at Jets due to knee injury suffered 11/25 at Cincinnati . . . had 63 tackles, 44 unassisted, 3.5 sacks (27.5 yards), seven QB pressures, two passes defensed, one forced fumble and one fumble recovery . . . had nine tackles, four unassisted, at Miami 12/30 for top game. **1989:** Enjoyed finest season with 85 tackles, 57 unassisted, 10 sacks (85 yards), nine QB pressures, four forced fumbles, two fumble recoveries and two batted passes . . . did not start 12/24 at New Orleans . . . had season-high eleven tackles, eight solo, 1.5 sacks (nine yards) 11/12 at Buffalo for top game . . . was first double digit sack total by a Colt since Johnie Cooks in 1984 and helped club produce highest total (46) since 1977. **1988:** Missed game at Green Bay 11/13 due to groin injury suffered vs. Jets 11/6 . . . led club with five sacks (34 yards), while totaling 73 tackles, 51 solo, 10 QB pressures and one fumble recovery. **1987:** Missed weeks three through five and start 12/13 vs. Buffalo . . . had 67 tackles, 41 solo, two sacks (14 yards), three QB pressures and one forced fumble . . . had nine stops vs. Miami and vs. New England 10/25 for top games . . . had six solo tackles in Divisional Playoffs 1/9/88 at Cleveland. **1986:** Missed start 10/12 vs. New Orleans . . . had 82 tackles, 53 solo, eleven QB pressures, five sacks, two fumbles forced, two fumble recoveries and one interception . . . had eleven stops 9/7 at New England . . . had four eight-tackle efforts and recovered two fumbles 12/7 at Atlanta while forcing one.

**HONORS: 1986:** Pro Football Weekly NFL All-Rookie Team.  
**COLLEGE:** Started every game in 1985, earning first-team All-America honors from The Sporting News and second-team notice by The Football News . . . had 77 tackles, 44 unassisted, eight loss-tackles for




29 yards, and one interception as senior . . . had 234 career tackles (27 for losses) . . . had 13 stops against Penn State, 12 against Tennessee and eleven against Southern Mississippi as senior . . . was first-team All-SEC by AP, UPI and SEC Coaches as senior . . . played 44 games during career . . . majored in criminal justice.

**PERSONAL:** Full name is Jon Thomas Hand . . . born in Sylacauga, Ala. . . attended Sylacauga High School . . . earned Parade Magazine All-America honors, along with excelling in basketball and track . . . was state champion in the shot put . . . was academic prep All-America . . . all-time favorite athlete is Bubba Smith . . . once served as a stand-in for Smith in the movie "Stroker's Ace" . . . has made annual donations to the Noble Center for Retarded Citizens in Indianapolis during career performance pledge of \$100 per tackle . . . Hand and his wife, Tanya, reside with their daughters, Jessica Elizabeth (1/31/89) and Joie (12/11/90), in Indianapolis.

## 54 JEFF HERROD

**Linebacker 6-0 249**  
**Mississippi**  
**6th Year With Colts**  
**Draft-9, 1988**  
**Born: July 29, 1966**



**GAMES STARTED/PLAYED: (1988, 0/16); (1989, 14/15); (1990, 13/13); (1991, 14/14); (1992, 16/16) Total 57/74**

**PRO:** Entering his sixth season with the Colts . . . was the Colts' ninth-round pick in the 1988 draft, the 243rd selection overall.

**1992:** One of seven Colts to start each game . . . had first 16-start season of career . . . led team in tackles for fourth consecutive season . . . played final eight contests with painful shoulder bruise . . . posted 138 tackles, 99 solo, six passes defended, five QB pressures, two sacks (21 yards) and one interception (four yards) . . . posted six double-digit tackle games and has 33 career double-digit tackle outings (8, 1989; 9, 1990; 10, 1991) . . . led team in tackles six times and has topped club in stops in 30 of last 57 games . . . had 14 tackles, 11 solo, one QB pressure and one pass defended 10/4 at Tampa Bay . . . had 14 tackles, nine solo, and one sack (13 yards) 11/15 vs. New England . . . totaled 13 tackles, 10 solo, and one QB pressure 9/13 vs. Houston . . . had 12 tackles, 9 solo, at Jets 12/13 . . . had eleven tackles, eight solo, vs. San Diego 10/18 . . . had 10 tackles, nine solo, and one pass defended 12/20 vs. Phoenix . . . had interception at San Diego 11/1 . . . had other sack (eight yards) at New England 12/6 . . . named Defensive Player-of-the-Year by Thundering Herd Fan Club . . . career totals include 629 tackles, 16 QB pressures, 12 sacks (102 yards), 11 passes defended, three interceptions (41 yards), three forced fumbles and three recovered fumbles.

**CAREER NOTES: 1991:** Started 14 games at RILB . . . was inactive 10/6 vs. Pittsburgh and 10/13 at Buffalo due to ankle injury suffered 9/29 at Seattle . . . led team in tackles with career-high 160, 105 unassisted . . . added 2.5 sacks (22.5 yards), two QB pressures, one interception (25 yards), two passes defended and three fumble recoveries . . . led or tied in tackles eleven times . . . had 10 double-digit tackle games, with low game of eight (three times) . . . posted 16 tackles twice (9/22 vs. Detroit, 13 solo; 12/8 at New England, 11 solo) . . . had 15 tackles, nine solo, vs. New England 9/1 . . . recovered fumbles 9/8 at Miami, vs. Detroit and 12/22 at Tampa Bay . . . sacks came at Miami (eight yards), 9/15 at L.A. Raiders (12 yards) and at New England (.5, 2.5 yards) . . . had interception at Tampa Bay. **1990:** Started 13 games at LILB . . . missed game 9/9 at Buffalo while unsigned . . . missed games 9/23 at Houston and 9/30 at Philadelphia with pelvic injury . . . led team in tackles with 155,



## HERROD/HESTER


95 unassisted, along with 4.5 sacks (35.5 yards), seven QB pressures, one interception (12 yards), five passes defended and one forced fumble. . . had team- and seasonal-high 16 tackles three times (10/21 vs. Denver, nine solo; 11/18 vs. Jets, nine solo; 12/30 at Miami, seven solo) . . . had double figure tackles in nine games and had fewer than eight tackles only once . . . forced fumble in end zone at Cincinnati 11/25 to save TD. **1989:** Started 14 of 15 games . . . was inactive 9/17 at Rams and did not start 9/24 vs. Atlanta due to groin injury suffered in 9/10 opener vs. San Francisco . . . led team with 154 tackles, 104 unassisted, along with two sacks (14 yards), two forced fumbles and two passes defended . . . had career-high 19 tackles, 14 solo, 10/29 vs. New England for top game . . . had at least 10 stops in eight games . . . had five tackles on punt coverage team. **1988:** Saw action in 16 contests as reserve and special teamer . . . filled in as back-up in nickel situations . . . had 30 special teams tackles, including 21 on kickoff unit . . . had 22 defensive tackles, 18 solo, and one sack . . . sacked Jim Kelly vs. Buffalo 12/18 on game-ending attempt to seal 17-14 win.

**COLLEGE:** Reached double figures in tackles in eight games as senior, including 23 vs. Arkansas State . . . named Defensive Player-of-the-Game in the Blue-Gray contest with 17 tackles . . . had 150 tackles as senior, 78 solo, four passes defended and one interception . . . totaled 528 career tackles, 256 solo, seven fumbles forced, five fumbles recovered and three interceptions . . . was AP All-SEC second-team as junior with 168 tackles . . . had 22 career games with double-digit tackle totals . . . was Football News All-America third-team as sophomore with 136 tackles . . . started three seasons and played in eight games as freshman . . . sports management major.

**PERSONAL:** Full name is Jeff Sylvester Herrod . . . born in Birmingham, Ala. . . attended Banks High School . . . was grid all-state as senior . . . earned three letters in football and one in basketball . . . had 131 stops as senior . . . is first cousin of actor, "Mr. T" . . . Herrod has three children, Marcus (11/27/83), Jeff Jr. (11/4/88) and Shauntel (1/14/90), and resides in Indianapolis.

## 84 JESSIE HESTER

**Wide Receiver 5-11 175**  
**Florida State**  
**4th Year With Colts,**  
**8th in NFL**  
**Free Agent-1990**  
**Born: January 21, 1963**



**GAMES STARTED/PLAYED: (1985, 16/16); (1986, 1/13); (1987, 0/10); (1988, 3/16); (1990, 14/16); (1991, 16/16); (1992, 16/16)**  
**Total 66/103 Total with Colts 46/48**

**PRO:** Entering his fourth season with the Colts, his eighth in the NFL . . . signed as free agent with the Colts on March 23, 1990 . . . originally was first-round pick of the Raiders in the 1985 draft, the 23rd selection overall . . . traded to Atlanta on August 22, 1988 . . . was waived by Atlanta on August 30, 1989.

**1992:** One of seven Colts to start all 16 games . . . has started 45 consecutive games, the longest active streak among current Colts . . . has receptions in club record 46 consecutive games . . . was 52-792, one TD . . . ranked second on club in receptions and yardage . . . yardage represented second-highest seasonal total of career . . . tied career-high of eight receptions twice . . . was 8-105 vs. San Diego 10/18 for top yardage output . . . was 8-97 vs. Phoenix 12/20 . . . totaled 6-80 vs. Buffalo 11/29 . . . was 2-88 while matching career-long reception of 81 yards 11/22 at Pittsburgh . . . was 3-82, one TD at Tampa Bay 10/4, including 34t from QB-Jeff George . . . was 2-57 at Cincinnati 12/27 in registering reception in franchise record 46th consecutive game (45, Lenny Moore) . . . has



two or more receptions in 38 of last 41 games . . . has averaged 55-823, four TDs/season over three years with Colts.

**CAREER NOTES: 1991:** Started all 16 contests, one of only seven Colts to start each game . . . was 60-753, five TDs . . . TD total topped club while receptions and yardage ranked second . . . 60 receptions marked career seasonal-high . . . joined WR-Bill Brooks to form only 3rd 60+ seasonal reception duo in team history (Matt Bouza, 71, Brooks, 65, 1986; Albert Bentley, 71, Brooks, 62, 1990) . . . was 5-100, two TDs 11/10 at Jets for top yardage and TD game . . . 49t grab from QB-Jeff George at Jets was longest Colts score of season and snapped team record 21-quarter touchdownless streak . . . was 7-90 vs. Miami 11/3 for top reception game . . . other touchdowns came 9/22 vs. Detroit (12 yards), 11/17 vs. Chicago (four yards) and 12/8 at New England (13 yards). **1990:** Started 14 of 16 games . . . missed starts 9/16 vs. New England and 9/23 at Houston . . . had solid comeback with 54-924, six TDs . . . reception total was third on club, while yardage and TDs topped club . . . set personal seasonal-highs in yards, while scores tied 1986 total with Raiders . . . had receptions in 15 games (none vs. New England) . . . was 8-152, one TD vs. Denver 10/21 for 2nd career 100+ game . . . was 3-97, one TD at Miami 12/30, including season-long 64t . . . joined RB-Albert Bentley (71) and WR-Bill Brooks (62) in becoming only the 2nd trio of seasonal 50+ receivers in club history . . . 17.1 avg./rec. ranked 1st in AFC, 3rd in NFL, among receivers with 50 receptions. **1988:** Started three of 16 games for Atlanta . . . starts came at Philadelphia 10/30, 11/13 vs. San Diego and at Raiders 11/20 . . . was 12-176 with top outing of 3-56 vs. Seattle 10/2. **1987:** Caught one pass for 30 yards in reserve role . . . topped career avg. to 23.7, the best mark in Raiders history . . . finished Raiders career with 56-1,327, 10 TDs. **1986:** Was 23-632, six TDs receiving to lead NFL and set Raiders' seasonal reception avg. at 27.5 . . . was 4-193 vs. Philadelphia 11/30, with 48.3 avg. the second-highest single-game avg. in NFL history . . . had season-long 81-yard reception vs. Philadelphia. **1985:** Set Raiders' rookie record with 32-665, four TDs, one of four NFL players with 20+ avg. (20.8) . . . had five receptions vs. Kansas City 9/12 for top outing.

**COLLEGE:** Three-year starter who garnered All-South and all-conference honors during career . . . was honorable mention All-America as senior . . . was 107-2,100 during his career to rank fifth in receptions and fourth in career yardage . . . led all receivers during last two seasons . . . had 77t rush on a reverse vs. Miami as senior . . . played in Gator, Peach and Citrus Bowls, along with East-West Shrine Game and the Japan Bowl to conclude senior season . . . social science major.

**PERSONAL:** Full name is Jessie Lee Hester . . . born in Belle Glade, Florida . . . attended Belle Glade Central High School . . . was four-year all-state performer in football, basketball and track . . . was Parade All-America grid selection as senior . . . played WR and DB . . . had five TDs in one game on two occasions . . . single . . . resides in Belle Glade, Florida.

**CAREER STATISTICS**

**RECEIVING**

Year	No.	Yds.	Avg.	LG	TD
1985 Raiders	32	665	20.8	59	4
1986 Raiders	23	632	27.5	81	6
1987 Raiders	1	30	30.0	30	0
1988 Atlanta	12	176	14.7	41	0
1990	54	924	17.1	64t	6
1991	60	753	12.6	49t	5
1992	52	792	15.2	81	1
<b>TOTAL</b>	<b>234</b>	<b>3972</b>	<b>17.0</b>	<b>81</b>	<b>22</b>




## HESTER/JOHNSON

### CAREER BEST

<b>Receptions:</b>	8 vs. Denver 10/21/90 vs. San Diego 10/18/92 vs. Phoenix 12/20/92
<b>Yards:</b>	193 vs. Philadelphia 11/30/86
<b>Longest:</b>	81 vs. Philadelphia 11/30/86 at Pittsburgh 11/22/92
<b>TDs:</b>	2 at San Diego 11/20/85 at New York Jets 11/10/91

## 23 ANTHONY JOHNSON

**Running Back 6-0 222**  
**Notre Dame**  
**4th Year With Colts**  
**Draft-2, 1990**  
**Born: October 25, 1967**



**GAMES STARTED/PLAYED: (1990, 0/16); (1991, 6/9); (1992, 13/15) Total 19/40**

**PRO:** Entering his fourth season with the Colts . . . was the Colts' second-round pick in the 1990 draft, the 36th selection overall.

**1992:** Saw action in 15 games, starting 13 . . . did not play 12/27 at Cincinnati due to knee/ankle sprain . . . saw action as reserve 9/6 vs. Cleveland and 9/13 vs. Houston . . . was 178-592 rushing and 49-517, three TDs receiving . . . led club in rushing, ranked 3rd in receptions and 4th in receiving yardage . . . had career-best 1,109 total yards from scrimmage to rank 7th in AFC, 20th in NFL . . . was 20-77 rushing and 7-163 receiving vs. New England 11/15 to set career-bests in rushing and receiving yards . . . his 240 total yards from scrimmage established club record (229, Eric Dickerson, 12/27/87 vs. Tampa Bay) and marked only eighth time in team history a player had 200+ yards from scrimmage, joining Lenny Moore (3), Dickerson, Raymond Berry, Roger Carr and Eddie Hinton . . . 163 receiving yards was T3rd-highest by a Colts RB and the most in 27 years (181, Moore at Giants 9/9/58; 180, Moore at 49ers 12/8/57; 163, Moore vs. Eagles 11/21/65) . . . was 15-75 rushing 10/11 vs. Jets . . . totaled 19-68 rushing at Pittsburgh 11/22 . . . was 20-67 rushing at Tampa Bay 10/4 . . . was 5-85 receiving with 57t from QB-Jeff George 12/20 vs. Phoenix . . . score marked career-long reception and was longest Colts scoring play of season . . . was 4-42 receiving with 8t from George 10/18 vs. San Diego . . . had 3t reception from QB-Tom Tupa 9/13 vs. Houston . . . recovered fumbled punts as special teamer 10/11 vs. Jets and 12/13 at Jets . . . named Offensive Player-of-the-Year by Thundering Herd Fan Club . . . also was recipient of Noble Max Award, given annually to a Colts player who has exceeded normal expectations or overcome adversity in his career.

**CAREER NOTES: 1991:** Saw action in nine contests, starting six . . . spent last seven games on injured reserve following eye injury 11/3 vs. Miami . . . was 22-94 rushing and 42-344 receiving . . . ranked 3rd on club in receptions and yardage and was T7th in NFL receptions, 1st among RBs, at time of injury . . . was 11-87 receiving 9/1 vs. New England, marking highest single-game reception total by Colts RB since Randy McMillan (11-68) vs. Jets 11/8/81, a span of 143 games . . . was 10-89 receiving 9/15 at Raiders to become first Colt with multi-10+ reception games in a season since Joe Washington (3) in 1979 . . . was 9-105 receiving 9/22 vs. Detroit for first career 100+ receiving game. **1990:** Saw action in all 16 contests, primarily as special teamer . . . was 5-32, two TDs receiving in reserve role . . . had 1t catch 10/21 vs. Denver from QB-Jack Trudeau and



# JOHNSON/LANGHORNE



15t at Phoenix 12/2 from QB-Jeff George . . . had nine special teams tackles while playing on both coverage units.

**COLLEGE:** Started at least five contests in each season . . . majority of starts early in career came at TB before adding 20 pounds and finishing career at FB . . . was 358-1,512, 32 TDs rushing for career, along with 25-376, two TDs receiving . . . was 131-515, eleven TDs rushing as senior, 8-85, two TDs receiving . . . was second-team All-America choice by The Poor Man's Guide and honorable mention by The Sporting News . . . had six starts at FB as junior to help Irish capture National Championship . . . was 69-282, five TDs rushing and 7-128 receiving . . . started eight contests as sophomore and was 78-366, eleven TDs rushing . . . was 4-110 receiving . . . had four rushing scores vs. Navy . . . led all Irish freshmen with 116 minutes played and was 80-349, five TDs rushing . . . played in Cotton Bowl following sophomore season and Fiesta Bowl after junior season . . . psychology major.

**PERSONAL:** Full name is Anthony Scott Johnson . . . born in Indianapolis, Ind. . . attended John Adams High School in South Bend, Ind. . . was all-conference performer at FB, LB and PK, the only player in 48-year league history to gain honors at three positions . . . was twice all-league soccer selection . . . cited by South Bend Community School Corporation for anti-drug speaking contributions . . . Johnson and his wife, Shelley, reside with their children, Taylor Scott (8/15/89) and Kylie (1/17/91), in Indianapolis.

## CAREER STATISTICS


Year	RUSHING					RECEIVING				
	No.	Yds.	Avg.	LG	TD	No.	Yds.	Avg.	LG	TD
1990	0	0	0.0	0	0	5	32	6.4	15t	2
1991	22	94	4.3	15	0	42	344	8.2	24	0
1992	178	592	3.3	19	0	49	517	10.6	57t	3
<b>TOTAL</b>	<b>200</b>	<b>686</b>	<b>3.4</b>	<b>19</b>	<b>0</b>	<b>96</b>	<b>893</b>	<b>9.3</b>	<b>57t</b>	<b>5</b>

## CAREER BEST

RUSHING		RECEIVING	
<b>Carries:</b> 20 at Tampa Bay 10/4/92	<b>Number:</b> 11 vs. New England 9/1/91		
vs. New England 11/15/92	<b>Yards:</b> 163 vs. New England		
<b>Yards:</b> 77 vs. New England 11/15/92	11/15/92		
<b>Longest:</b> 19 vs. New England 11/15/92	<b>Longest:</b> 57t vs. Phoenix 12/20/92		
	<b>TDs:</b> 1 vs. Denver 10/21/90		
	at Phoenix 12/2/90		
	vs. Houston 9/13/92		
	vs. San Diego 10/18/92		
	vs. Phoenix 12/20/92		

## 85 REGGIE LANGHORNE

**Wide Receiver 6-2 207**  
**Elizabeth City State**  
**2nd Year With Colts,**  
**9th in NFL**  
**Free Agent-1992**  
**Born: April 7, 1963**



**GAMES STARTED/PLAYED:** (1985, 3/16); (1986, 15/16); (1987, 12/12); (1988, 16/16); (1989, 15/16); (1990, 11/12); (1991, 9/14); (1992, 12/16) **Total 93/118 Total with Colts 12/16**

**PRO:** Entering his second season with the Colts, his ninth in the NFL . . . signed by Colts as free agent through Plan B on March 25, 1992 (left unprotected by Cleveland) . . . originally was seventh-round pick of Cleveland in the 1985 draft, the 175th selection overall.

**1992:** Saw action in all 16 games, starting 12 . . . saw action as reserve 9/20 at Buffalo, 10/11 vs. Jets, 10/18 vs. San Diego and



## LANGHORNE

11/22 at Pittsburgh . . . led club in receptions and receiving yardage with 65-811, one TD . . . reception and yardage totals were career seasonal bests . . . ranked T7th in AFC receptions, T15th in NFL, 6th in AFC yardage, 16th in NFL . . . had five or more receptions six times and 50+ receiving yards eight times . . . had career-high eight receptions twice . . . was 8-98 at Pittsburgh 11/22 and 8-71 at Cincinnati 12/27 . . . was 4-79 vs. New England 11/15 . . . was 4-77 with season-long 34-yard grab at Tampa Bay 10/4 . . . had 26t from QB-Mark Herrmann 9/6 vs. Cleveland . . . closed season with 13 consecutive multiple-reception games . . . named Hard Nosed Player-of-the-Year by Thundering Herd Fan Club.

**CAREER NOTES:** 1991: Was 39-505, two TDs receiving for Cleveland . . . was inactive 9/22 at Giants and missed finale 12/22 at Pittsburgh due to abdominal injury . . . had receptions in 13 contests . . . was 6-75 at San Diego 10/20 for top reception and yardage game . . . had 24t vs. Philadelphia 11/10 . . . had 40t at Houston 11/17. 1990: Was 45-585, two TDs receiving . . . missed four games due to rib injury . . . led club in receiving prior to 10/16 placement on injured reserve with four fractured ribs . . . matched career reception high with 7-82 at Kansas City 9/30 . . . TD grabs came 9/16 at Jets (four yards) and 11/18 vs. Houston (four yards). 1989: Posted seasonal career-high 60-749, two TDs receiving . . . had three or more receptions in 13 games . . . with WR-Webster Slaughter (65-1,236), formed first WR duo with 60+ seasonal receptions in Browns history . . . was 6-140, one TD vs. Minnesota 12/17 . . . playoff totals included 6-48 vs. Buffalo 1/6/90 and 5-78 at Denver 1/14/90. 1988: Led club with 57-780, seven TDs receiving . . . was 4-99 with career-long 77t vs. Pittsburgh 11/20 . . . was 5-93 with 20t run at Houston 11/7 . . . was 6-57 in playoffs 12/24 vs. Houston. 1987: Was 20-288, one TD receiving . . . had receptions in 10 games . . . had 39t from QB-Bernie Kosar in playoffs vs. Indianapolis 1/9/88 . . . was 2-35 at Denver 1/17/88 in AFC Championship Game. 1986: Was 39-678, one TD receiving . . . earned game balls at Houston 9/15 (3-115, one TD) and at Pittsburgh 10/5 (4-108) . . . playoff totals included 4-65 vs. Jets 1/3/87 and 2-35 vs. Denver 1/11/87. 1985: Saw action in all 16 games with three starts . . . was 1-12 at Cincinnati 11/10 for season receiving totals . . . ranked third on club with 18 special teams tackles.

**COLLEGE:** Four-year starter . . . was 105-1,666, six TDs receiving for career . . . named first-team All-Central Intercollegiate Athletic Association as junior and senior by coaches and Sportswriter-Sportscasters Association . . . led CIAA in receiving as junior (36-704, three TDs) and senior (52-682, one TD) . . . was 14-210, one TD, as sophomore and 3-70, one TD, as freshman . . . lettered in track . . . majored in health, physical education and recreation management.

**PERSONAL:** Full name is Reginald Devan Langhorne . . . born in Suffolk, Va. . . attended Smithfield High School . . . named all-state as DB and WR . . . also participated in track and basketball . . . presented with key to Suffolk following 1985 season . . . has developed home for mentally retarded called "New Directions" in Hampton, Va. . . . Langhorne has one daughter, Tamika (1/17/82), and resides in North Ridgeville, Ohio.

### CAREER STATISTICS

#### RECEIVING

Year	No.	Yds.	Avg.	LG	TD
1985 Cle.	1	12	12.0	12	0
1986 Cle.	39	678	17.4	66	1
1987 Cle.	20	288	14.4	25	1
1988 Cle.	57	780	13.7	77t	7
1989 Cle.	60	749	12.5	62t	2
1990 Cle.	45	585	13.0	39	2
1991 Cle.	39	505	12.9	40t	2
1992	65	811	12.5	34	1
<b>TOTAL</b>	<b>326</b>	<b>4408</b>	<b>13.5</b>	<b>77t</b>	<b>16</b>




**CAREER BEST**

Receptions: 8 at Pittsburgh 11/22/92  
 at Cincinnati 12/27/92  
 Yards: 140 vs. Minnesota 12/17/89  
 Longest: 77t vs. Pittsburgh 11/20/88  
 TDs: 2 at Miami 12/12/88  
 at Phoenix 10/23/88

**63 KIRK LOWDERMILK**

Center 6-4 280  
 Ohio State  
 1st Year With Colts,  
 9th in NFL  
 Free Agent-1993  
 Born: April 10, 1963



**GAMES STARTED/PLAYED:** (1985, 2/16); (1986, 0/11); (1987, 12/12); (1988, 11/12); (1989, 16/16); (1990, 13/15); (1991, 16/16); (1992, 16/16) Total 86/114

**PRO:** Entering his first season with the Colts, his ninth in the NFL . . . signed by Colts as unrestricted free agent on March 29, 1993 . . . originally was third-round pick of Minnesota in the 1985 draft, the 59th selection overall.

**1992:** Started each game and playoff contest 1/2/93 vs. Washington for the NFC Central Division Champions . . . named second-team All-NFL by the Newspaper Enterprise Association . . . helped club rank 5th in NFC and 7th in NFL with 497-2,030, 19 TDs rushing . . . paved way for RB-Terry Allen to rush for club seasonal record 1,201 yards and club record tying 13 TDs.

**CAREER NOTES: 1991:** Started all 16 games . . . helped team rank 1st in NFC, 4th in NFL, with 464-2,201, 18 TDs rushing. **1990:** Saw action in 15 contests, starting 13 . . . did not play 9/9 at Kansas City due to contract negotiations . . . saw action as reserve 9/16 vs. New Orleans and 9/23 at Chicago . . . started final 13 contests. **1989:** Started all 16 games and playoff game 1/6/90 at San Francisco. **1988:** Saw action in 12 games, starting eleven . . . did not play games 5-8 due to broken thumb suffered 9/25 vs. Philadelphia . . . returned as reserve 10/30 vs. San Francisco . . . earned post-season starts 12/26 vs. L.A. Rams and 1/1/89 at San Francisco . . . named honorable mention All-Pro by The Associated Press and was All-Madden Team member. **1987:** Started all 12 games . . . was youngest starting center in NFL . . . started post-season games 1/3/88 at New Orleans, 1/9/88 at San Francisco and 1/17/88 at Washington. **1986:** Saw action in final eleven games primarily as reserve and special team performer . . . spent first five games on injured reserve with knee injury. **1985:** Saw action in all 16 games as long snapper and special teamer . . . earned starts 12/8 vs. Tampa Bay and 12/15 at Atlanta.

**HONORS: 1992:** The Newspaper Enterprise Association second-team All-NFL.

**COLLEGE:** Four-year letterman and two-year starter . . . team finished 9-3 each season . . . named first-team All-Big Ten and second-team All-America as senior captain . . . helped lead team to Big Ten Championship and Rose Bowl . . . played in Japan Bowl following season . . . saw action as guard as junior and helped lead team to Fiesta Bowl . . . saw action as defensive lineman as sophomore . . . participated in Holiday Bowl following season . . . helped team to Big Ten Co-Championship and Liberty Bowl appearance as freshman.


**PERSONAL:** Full name is Robert Kirk Lowdermilk . . . born in Canton, Oh. . . attended Salem Senior High School . . . was 1980 Ohio state heavyweight wrestling champion . . . Lowdermilk and his wife, Kellee, reside with their children, Ashley (4/7/86), Allyson (4/24/89), and John Richard (4/17/92) in Brownsburg.



## MATICH

### 64 TREVOR MATICH

**Offensive Lineman 6-4 297**  
**Brigham Young**  
**2nd Year With Colts,**  
**9th in NFL**  
**Free Agent-1992**  
**Born: October 9, 1961**



**GAMES STARTED/PLAYED: (1985, 0/1); (1986, 1/11); (1987, 4/6); (1988, 6/8); (1989, 0/11); (1990, 6/16); (1991, 0/15); (1992, 1/16) Total 18/84 Total with Colts 1/16**

**PRO:** Entering his second season with the Colts, his ninth in the NFL . . . signed by Colts as free agent through Plan B (was unprotected by Jets) on March 20, 1992 . . . originally was first-round pick of New England in the 1985 draft, the 28th selection overall . . . waived by New England on September 7, 1989 . . . signed as free agent by Detroit on September 14, 1989 . . . signed as free agent through Plan B by Jets (was unprotected by Detroit) on March 19, 1990.

**1992:** Saw action in each game, earning LG start 11/1 at San Diego . . . saw primary action as long snapper . . . versatility enables him to play each offensive line position including TE . . . saw first offensive line action 10/25 at Miami . . . played most of third quarter and all of fourth quarter at LG in place of injured Randy Dixon . . . helped lead Colts on 10-play, 73-yard TD march with 1:32 remaining . . . saw action on every play at San Diego before leaving game in fourth quarter with strained rib cartilage . . . replaced injured RG-Ron Solt in third quarter 11/15 vs. New England . . . awarded game ball 12/13 at Jets.

**CAREER NOTES: 1991:** Saw action as C/G/T/TE for Jets . . . played on special teams as long snapper in games 1-8 and 10-16 . . . was inactive 11/3 vs. Green Bay due to sprained knee suffered 10/20 at Indianapolis . . . was 3-23, 1 TD receiving as third TE over last 10 games . . . was 1-19 receiving for first career reception at Indianapolis . . . caught game-winning 3t from QB-Ken O'Brien with :57 remaining 11/17 at New England. **1990:** Saw action in 16 contests, starting six at RG (games 6-11) . . . did not start games 12-16 due to abdominal strain . . . saw action at RT 9/9 at Cincinnati . . . also served as long snapper. **1989:** Was active 15 weeks for Detroit . . . saw action in eleven contests as reserve and special teamer. **1988:** Saw action in eight contests, starting six for New England (four at C, two at LT). **1987:** Saw action in six games with four starts . . . had two off-season foot operations. **1986:** Saw action in eleven games primarily as reserve G and T . . . had lone start at T 11/30 at New Orleans. **1985:** Missed final 15 games of rookie season after suffering ankle injury in season opener 9/8 vs. Green Bay.


**COLLEGE:** Four-year letterman . . . named first-team All-WAC and third-team All-America as senior C . . . helped Cougars to 47-3 record and 1984 National Championship . . . took two-year hiatus (1981-82) after sophomore year to work at Mormon mission in North-Central Mexico . . . played with QBs-Marc Wilson, Jim McMahon, Steve Young and Robbie Bosco during career . . . holds degree in communications.

**PERSONAL:** Full name is Trevor Anthony Matich . . . born in Sacramento, Calif. . . attended Rio Americano High School . . . named All-Sacramento, All-Northern California and honorable mention All-America in football as senior . . . operates international marketing company and speaks fluent Spanish . . . has pilot's license . . . has worked with American Cancer Society, Leukemia Foundation, Junior Olympics, National Arthritis Foundation and Spina Bifida . . . single . . . resides in Sacramento, Calif.



## 95 SKIP McCLENDON

**Defensive Lineman 6-7 302**  
**Arizona State**  
**2nd Year With Colts,**  
**7th in NFL**  
**Free Agent-1992**  
**Born: April 9, 1964**



**GAMES STARTED/PLAYED: (1987, 0/12); (1988, 8/16); (1989, 5/16); (1990, 13/15); (1991, 0/7); (1992, 4/10) Total 30/76 Total with Colts 4/7**

**PRO:** Entering his second season with the Colts, his seventh in the NFL. . . signed by Colts as free agent on November 3, 1992. . . originally was third-round pick of Cincinnati in the 1987 draft, the 77th selection overall. . . waived by Cincinnati on August 26, 1991. . . re-signed by Cincinnati on August 27, 1991. . . waived by Cincinnati on December 6, 1991. . . claimed off waivers by San Diego on December 7, 1991. . . signed as Plan B free agent by Minnesota on March 3, 1992. . . waived by Minnesota on September 29, 1992. **1992:** Saw action in seven games for Colts, starting final four at RE. . . had 14 total tackles, 10 solo, and one sack (two yards). . . posted season-high five tackles, three solo, and a sack 12/27 at Cincinnati. . . had three solo tackles 12/20 vs. Phoenix. . . saw action for Minnesota as reserve 9/6 at Green Bay, 9/13 at Detroit, and 9/20 at Cincinnati before being released. . . did not record any tackles for Vikings.


**CAREER NOTES: 1991:** Totaled seven tackles as reserve in five games with Cincinnati and two with San Diego. **1990:** Totaled 28 tackles and two sacks for Cincinnati. . . saw post-season action 1/6/91 vs. Houston and 1/13/91 at L.A. Raiders. **1989:** Recorded 33 tackles, 2.5 sacks and one recovered fumble while seeing action in all 16 contests. **1988:** Saw action in all 16 contests, starting eight for AFC Champions. . . totaled 27 tackles and two sacks. **1987:** Recorded seven tackles after being converted to linebacker.

**COLLEGE:** Two-year letterman at LB. . . earned All-Pac Ten honors as senior while leading team to 10-1-1 record and Rose Bowl victory over Michigan. . . helped lead team to 8-4 record and Holiday Bowl appearance as junior. . . played freshman and sophomore seasons at Butler County (Kan.) Community College. . . transferred to Butler County from Northwestern.

**PERSONAL:** Full name is Kenneth Christopher McClendon. . . born in Detroit, Mich. . . attended Radford High School. . . nicknamed "Wimpy" by his mother for his love of hamburgers. . . resides with his wife, Lisa, and children, Ebony (9/30/87), Kenneth Jr. (8/28/88), Jerin (1/17/91), and Joshua (2/1/92) in Cincinnati, Ohio.

## 61 TONY McCOY

**Nose Tackle 6-0 279**  
**Florida**  
**2nd Year With Colts**  
**Draft-4b, 1992**  
**Born: June 10, 1969**



**GAMES STARTED/PLAYED: (1992, 3/16) Total 3/16**

**PRO:** Entering his second season with the Colts. . . was the Colts' second pick in the fourth round of the 1992 draft, the 105th selection overall.



## McCOY/MILLER


**1992:** Saw action in 16 games, earning starts 10/25 at Miami, 11/1 at San Diego and 11/8 vs. Miami . . . totaled 10 tackles, five solo, one sack (10 yards) and one recovered fumble . . . had three tackles, one solo, at Miami for top game . . . totaled two tackles, one solo, and one sack 9/6 vs. Cleveland . . . recovered fumble on Buccaneer 39 led to Colts final TD in 24-14 win 10/4 at Tampa Bay.

**COLLEGE:** Four-year performer who started 22 of 40 career appearances, including final two seasons at RDT . . . began career as middle guard before switching to RDT as sophomore . . . career statistics included 124 tackles, 32 for losses (164 yards), 17 sacks (144 yards), four fumbles recovered and two fumbles forced . . . had 67 tackles, 17.5 for losses (91 yards), 7.5 sacks (52 yards), one forced fumble and one fumble recovered as senior to earn Associated Press first-team All-SEC honors and honorable mention All-America by The Football News . . . started eight of 10 games as junior and totaled 36 tackles, four for losses, 6.5 sacks (42 yards), two fumbles recovered and one forced fumble . . . missed final game and all of 1990 season due to suspension . . . was reserve RDT as sophomore, totaling 14 tackles and two sacks (eleven yards) . . . appeared in seven games as freshman, totaling seven tackles, one fumble recovered and one sack . . . sociology major.

**PERSONAL:** Full name is Anthony Bernard McCoy . . . born in Orlando, Fla. . . attended Evans High School . . . McCoy and his wife, Cherena, reside in Orlando, Fla.

## 86 EDDIE MILLER

**Wide Receiver 6-0 185**  
**South Carolina**  
**2nd Year With Colts**  
**Draft-9, 1992**  
**Born: June 20, 1969**



**GAMES STARTED/PLAYED: (1992, 0/14) Total 0/14**

**PRO:** Entering his second season with the Colts . . . was the Colts' ninth-round pick in the 1992 draft, the 225th selection overall.

**1992:** Saw action in 14 games, primarily as special team performer . . . did not see action 12/20 vs. Phoenix and 12/27 at Cincinnati . . . had two special teams tackles . . . had solo tackle 9/13 vs. Houston and an assisted tackle 11/15 vs. New England . . . recovered fumble on punt coverage unit 10/25 at Miami led to FG giving Colts 17-14 fourth quarter lead . . . did not have any receptions . . . played through majority of season with broken fourth metacarpal bone in left hand.


**COLLEGE:** Was major contributor during final three seasons as WR/KR . . . career totals included 75-1,459, 10 TDs receiving, 16-90, three TDs rushing, 26-19.1 KOR avg., 18-6.2 PR avg. . . . played in 10 games as senior and was 31-592, five TDs receiving, 4-6, one TD rushing, 7-16.7 KOR avg. and 13-6.2 PR avg. . . . was 21-457, two TDs receiving as junior, along with 8-54, two TDs rushing and 10-19.4 KOR avg. . . . was 17-342, two TDs as sophomore and 9-20.7 KOR avg. . . . played in eight games as freshman, totaling 6-68 receiving . . . was redshirt in 1987 after mid-season shoulder injury . . . was track sprinter and three-time conference 400-meter champion (best 46.55) . . . also ran 4x100 and 4x400 events . . . hotel, restaurant and tourism major.

**PERSONAL:** Full name is Edward Miller, Jr. . . . born in Tumison, Ga. . . attended Southwest DeKalb High School . . . was four-year football and track letterman . . . set state mark in 400-meter dash (47.06) . . . single . . . resides in Columbia, S.C.



## 73 ZEFROSS MOSS

**Offensive Tackle 6-6 338**  
**Alabama State**  
**5th Year With Colts**  
**Trade-Dallas, 1989**  
**Born: August 17, 1966**



**GAMES STARTED/PLAYED: (1989, 0/16); (1990, 16/16); (1991, 10/11); (1992, 13/13) Total 39/56**

**PRO:** Entering his fifth season with the Colts . . . obtained in trade with Dallas on August 22, 1989 for tenth-round 1990 draft pick (Dallas traded pick to Minnesota who chose WR-Pat Newman) . . . originally signed with Dallas as free agent on April 29, 1988 . . . was waived on August 24, 1988 and re-signed as free agent on December 8, 1988.


**1992:** Started 13 games at LT . . . was inactive 10/25 at Miami and did not play 11/1 at San Diego due to sprained ankle suffered 10/18 vs. San Diego . . . left game 11/29 vs. Buffalo with ankle injury and did not play 12/6 at New England.

**CAREER NOTES: 1991:** Saw action in eleven games, starting 10 . . . missed game 10/6 vs. Pittsburgh due to knee injury suffered 9/29 at Seattle . . . missed last four contests of season due to sprained ankle . . . started nine games at LT and one at RG . . . only appearance as reserve occurred 10/13 at Buffalo . . . was one of seven linemen to start more than one position. **1990:** Started all 16 games at LT in first season as frontline player . . . joined C-Ray Donaldson and OG/T-Brian Baldinger as 16-game starters, while joining OG-Pat Tomberlin as first-year performer on line . . . played admirably while gaining experience . . . awarded game ball for blocking efforts 12/16 at Jets. **1989:** Appeared in 16 games on special teams placement unit. **COLLEGE:** Was two-year letterman who started every game at RT as junior and senior . . . earned All-Southwest Athletic Conference honors as senior . . . also tabbed to Black College All-America squad as senior.

**PERSONAL:** Full name is Zefross Moss . . . born in Tuscaloosa, Ala. . . attended Holt High School . . . was all-state selection at OT . . . single . . . resides in Holt, Ala.

## 96 WILLIS PEGUESE

**Defensive End 6-4 273**  
**Miami**  
**2nd Year With Colts,**  
**4th in NFL**  
**Waivers-Houston, 1992**  
**Born: December 18, 1966**



**GAMES STARTED/PLAYED: (1990, 0/2); (1991, 0/7); (1992, 1/13) Total 1/22 Total with Colts 0/12**

**PRO:** Entering his second season with the Colts, his fourth in the NFL . . . claimed by Colts off waivers from Houston on September 15, 1992 . . . originally was a third-round pick by Houston in the 1990 draft, the 72nd selection overall . . . waived by Houston on September 14, 1992.

**1992:** Began season with Houston and totaled eight tackles as starter vs. Pittsburgh 9/6 . . . saw action in 12 games as reserve for Colts . . . had six total tackles, three solo . . . did not play 10/11 vs. Jets and 10/18 vs. San Diego . . . had four tackles, three solo, subbing for



## PEGUESE/RADECIC

injured DE-Steve Emtman 11/8 vs. Miami . . . had unassisted tackles 9/20 at Buffalo and 10/25 at Miami.


**CAREER NOTES: 1991:** Appeared in seven games as reserve defensive lineman and special teamer . . . did not record any tackles . . . saw defensive line action 9/8 at Cincinnati, 10/6 vs. Denver, 10/20 at Miami, 10/27 vs. Cincinnati and 11/10 vs. Dallas . . . missed final six games and playoffs on IR due to back injury. **1990:** Saw action in two contests, 9/9 at Atlanta and 11/26 vs. Buffalo . . . did not record any tackles.

**COLLEGE:** Four-year letterman . . . career statistics included 86 total tackles, nine QB sacks and two fumble recoveries . . . named Associated Press honorable mention All-America and All-South Independent with 46 tackles and six sacks as senior . . . helped lead Hurricanes to 1989 National Championship . . . had 22 tackles and two sacks as junior . . . moved to DE from LB as sophomore . . . recorded 14 total tackles and one sack . . . had four tackles as freshman . . . used primarily as deep snapper . . . holds degree in graphic design.

**PERSONAL:** Full name is Willis Peguese . . . born in Miami, Fla. . . lettered in football, basketball and track at Southridge High School . . . resides in Miami with wife, Maria, and son, Quintin (6/6/90).

### 97 SCOTT RADECIC

Linebacker 6-3 240  
Penn State  
4th Year With Colts,  
10th in NFL  
Waivers-Buffalo, 1990  
Born: June 14, 1962



**GAMES STARTED/PLAYED:** (1984, 2/16); (1985, 16/16); (1986, 13/16); (1987, 9/12); (1988, 3/16); (1989, 12/16); (1990, 1/15); (1991, 9/14); (1992, 9/16) Total 74/137 Total with Colts 19/45

**PRO:** Entering his fourth season with the Colts, his tenth in the NFL . . . claimed off waivers from Buffalo on September 5, 1990 . . . originally was second-round pick of Kansas City in 1984 draft, the 34th selection overall . . . waived by Chiefs on September 7, 1987, and claimed by Buffalo on September 8, 1987 . . . waived by Bills on September 3, 1990.

**1992:** Saw action in all 16 games, starting nine at LILB . . . did not see action on defense in first seven games, but managed to rank T3rd on club with 89 tackles, 65 solo, six passes defended, one interception, one QB pressure, one forced fumble and one recovered fumble . . . tackle total was second-highest of career (117, 1991) . . . topped team in tackles in four of nine starts . . . posted 15 tackles, 12 solo, at Pittsburgh 11/22 . . . totaled 15 tackles, nine solo, 11/8 vs. Miami . . . had 14 tackles, 12 solo, and a forced fumble 11/1 at San Diego . . . had eleven tackles, seven solo, and three passes defended 12/27 at Cincinnati . . . had recovered fumble 11/15 vs. New England . . . had interception at Jets 12/13 . . . had five special teams tackles . . . career totals include 628 total tackles, 14 passes defended, eight interceptions (125 yards), seven sacks (11.5 yards), seven recovered fumbles and six forced fumbles.

**CAREER NOTES: 1991:** Saw action in 14 games, starting nine at LILB . . . was inactive 11/24 at Green Bay and 12/1 vs. Cleveland due to calf injury sustained 11/17 vs. Chicago . . . had career-high 117 tackles, 61 solo, two passes defended and one interception (26 yards) . . . had career-high 20 tackles, 10 solo, at Seattle 9/29 . . . had nine or more tackles eight times . . . had interception 10/13 at Buffalo . . . led team in special teams tackles (12) for second consecutive season. **1990:** Started one of 15 games at RILB . . . start came 12/30 at Miami . . . had 13 tackles, six unassisted . . . led team with 18 special teams tackles (12 kickoff/6 punt coverage). **1989:** Had 77 tackles while starting both inside and outside for Buffalo . . . had 10






tackles in Divisional Playoffs at Cleveland 1/6/90. **1988:** Rebounded from preseason groin injury to notch 57 tackles and 16 special teams stops . . . had season-high 13 tackles vs. Cincinnati 11/26. **1987:** Started final nine games and ranked second on club with 81 tackles . . . had career-high 14 tackles vs. Philadelphia 12/27. **1986:** Started first 13 games at ILB for Kansas City, totaling 57 tackles and one interception . . . had season-high seven tackles vs. San Diego 10/19. **1985:** Had 88 tackles while starting all 16 contests at ILB . . . had three sacks, one fumble recovery and one interception. **1984:** Played in 16 games with two starts as rookie . . . totaled 49 tackles, 30 unassisted, with two interceptions . . . started at Cincinnati 9/9 and vs. Seattle 12/9 . . . had 19t int. return vs. Seattle. **COLLEGE:** Had 183 career tackles while being named to a number of All-America teams . . . never lost a bowl game during career, winning Fiesta Bowl twice and Sugar and Aloha Bowl once . . . earned CoSIDA Academic All-America honors while attaining degree in architectural engineering (3.4 GPA) . . . was member of Penn State's 1982 National Championship squad.

**PERSONAL:** Full name is J. Scott Radecic . . . born in Pittsburgh, Pa. . . attended Brentwood High School . . . starred in football, basketball and track . . . placed in state meet in javelin, shot put and discus . . . Radecic and his wife, Christy, reside with their children, Matthew (3/20/85) and Taylor (7/19/87), in Indianapolis, Ind.

## 74 WILLIAM SCHULTZ

**Offensive Tackle 6-5 305**  
**Southern Cal**  
**4th Year With Colts**  
**Draft-4b, 1990**  
**Born: May 1, 1967**



**GAMES STARTED/PLAYED: (1990, 0/12); (1991, 9/10); (1992, 2/10) Total 11/32**

**PRO:** Entering his fourth season with the Colts . . . was the Colts' second choice in the fourth round of the 1990 draft, the 94th selection overall.

**1992:** Saw action in 10 games, starting two . . . filled role of special teamer and backup guard . . . saw action as reserve in first seven games . . . did not play 11/1 at San Diego and was inactive 11/8 vs. Miami . . . placed on injured reserve 11/13 with ankle injury and missed games 10-13 . . . placed on active roster 12/12 and saw special teams action 12/13 at Jets . . . earned RG starts in place of injured Ron Solt 12/20 vs. Phoenix and 12/27 at Cincinnati . . . had 3t reception from QB-Jeff George as tackle-eligible 10/18 vs. San Diego.

**CAREER NOTES: 1991:** Saw action in 10 games, starting two at LG and seven at RG . . . missed games three through six on injured reserve with knee injury . . . started 9/1 vs. New England and 10/13 at Buffalo at LG . . . started seven games after Bills outing at RG before missing final two games on injured reserve with a virus . . . was one of five linemen to spend time on injured reserve and one of seven to start at more than one position as club used 15 linemen during season.

**1990:** Saw action in 12 games, primarily as special teamer . . . did not play 9/16 vs. New England, 9/30 at Philadelphia, 10/21 vs. Denver and 10/28 vs. Miami . . . blocker on both the PAT and FG units.

**COLLEGE:** Started 10 games and Rose Bowl at LG as senior and displayed excellent rush and pass blocking ability . . . earned starting nod at LG as junior, but missed season . . . was redshirt in 1987 with knee injury after spending freshman and sophomore seasons at Glendale (Calif.) Junior College . . . public administration major.

**PERSONAL:** Full name is William Schultz . . . born in Granada Hills, Calif. . . attended Kennedy High School . . . was all-state two-way tackle as senior . . . was honorable mention all-city on offense as junior . . . lettered in track and had best shot put mark of 54-8 . . . single . . . resides in Granada Hills, Calif.



## SIRAGUSA/SOLT

### 98 TONY SIRAGUSA

**Nose Tackle 6-3 303**  
**Pittsburgh**  
**4th Year With Colts**  
**Free Agent-1990**  
**Born: May 14, 1967**



**GAMES STARTED/PLAYED: (1990, 6/14); (1991, 6/13); (1992, 12/16) Total 24/43**

**PRO:** Entering his fourth season with the Colts . . . signed with Colts as free agent on April 30, 1990.

**1992:** Saw action in all 16 games, starting 12 . . . saw action as reserve 9/13 vs. Houston, 10/25 at Miami, 11/1 at San Diego and 11/8 vs. Miami . . . had seasonal-high 65 tackles, 47 solo, 12 QB pressures, three sacks (24 yards), one recovered fumble and one pass defensed . . . had nine tackles, eight solo, and a recovered fumble 12/27 at Cincinnati for top game . . . fourth quarter fumble recovery led to Colts winning TD . . . totaled nine tackles, six solo, and two QB pressures 11/22 at Pittsburgh . . . had eight tackles, seven solo, 11/15 vs. New England . . . had seven tackles, five solo, vs. Phoenix 12/20 . . . awarded game ball after posting six tackles, four solo, three QB pressures and one sack (16 yards) 12/13 at Jets . . . other sacks came 9/6 vs. Cleveland (four yards) and 12/6 at New England (four yards) . . . career totals include 147 total tackles, 15 QB pressures, seven sacks (48 yards), three recovered fumbles and two forced fumbles.


**CAREER NOTES: 1991:** Saw action in 13 games, starting six . . . was inactive 9/8 at Miami and did not play 9/15 at Raiders and 9/22 vs. Detroit . . . had 46 tackles, 24 solo, two sacks (12 yards), two QB pressures, one fumble forced and one fumble recovered . . . had eight tackles, five solo, and one sack 10/20 vs. Jets for top game . . . had forced fumble 12/22 at Tampa Bay . . . had other sack (12 yards) vs. Pittsburgh 10/6 . . . recovered a fumble that led to Colts TD 12/8 at New England. **1990:** Started six of 14 games . . . starts were 11/11 at New England, 11/18 vs. Jets, 11/25 at Cincinnati, 12/2 at Phoenix, 12/16 at Jets and 12/30 at Miami . . . recorded 36 tackles, 24 unassisted, two sacks (12 yards), one QB pressure, one forced fumble and one recovered fumble . . . had top game vs. Jets with eight tackles, five unassisted.

**COLLEGE:** A part-time starter since 1986 . . . came back in 1989 after missing 1988 season with knee injury . . . ranked third on club with 5.5 sacks and 13 tackles for losses . . . had 60 tackles, 40 solo . . . played in Hula Bowl and Martin Luther King Classic following senior season . . . was second-team All-East by AP . . . administration of justice major.

**PERSONAL:** Full name is Anthony Siragusa . . . born in Kenilworth, N.J. . . . attended David Brearly High School . . . selected USA Today honorable mention All-America, first team all-state, all-county and all-conference by coaches . . . had 39-yard punting avg. and was 15-18 PAT . . . lettered three years in wrestling and was state champion . . . single . . . resides in Kenilworth, N.J.

### 66 RON SOLT

**Offensive Guard 6-3 280**  
**Maryland**  
**6th Year With Colts,**  
**10th in NFL**  
**Free Agent-1992**  
**Born: May 19, 1962**





**GAMES STARTED/PLAYED:** (1984, 16/16); (1985, 15/15); (1986, 16/16); (1987, 12/12); (1988, 0/1); (1989, 12/13); (1990, 15/15); (1991, 15/15); (1992, 12/12) Total 113/115 Total with Colts 71/71

**PRO:** Entering his sixth season with the Colts, his tenth in the NFL . . . signed by Colts as free agent through Plan B on March 5, 1992 (was unprotected by Philadelphia) . . . originally was first-round pick of Colts in the 1984 draft, the 19th selection overall . . . pick was obtained from Denver (along with OT-Chris Hinton and QB-Mark Herrmann) in trade on May 2, 1983 for QB-John Elway . . . was traded to Philadelphia on October 4, 1988 for Eagles' first-round draft pick in 1989 (Colts tabbed WR-Andre Rison) and fourth-round pick in 1990 (Colts tabbed OT-Pat Cunningham).

**1992:** Started 12 games at RG . . . started first eleven games and 12/6 at New England . . . was inactive 11/29 vs. Buffalo due to shoulder injury . . . placed on injured reserve 12/10 and missed remainder of season due to shoulder injury . . . played solidly before initially injuring shoulder 10/25 at Miami . . . played gamely before exiting contests early 11/1 at San Diego, 11/15 vs. New England, 11/22 at Pittsburgh and at New England.

**CAREER NOTES: 1991:** Started 15 games at RG for Philadelphia . . . was inactive 9/22 vs. Pittsburgh after suffering ankle injury in first half 9/15 at Dallas. **1990:** Started first 15 games at RG before sitting out season finale 12/29 at Phoenix . . . returned to start NFC Wild Card game 12/31 vs. Washington . . . helped offense lead NFL in rushing yards (159.8 ypg.) and time of possession (33:19), while ranking third in scoring (396 pts.). **1989:** Started final 12 games at RG . . . had off-season surgery due to tendinitis in both knees. **1988:** Played vs. Dallas 10/23 before leaving game with knee injury . . . was placed on injured reserve 11/14 . . . had surgery on left knee 11/14 and right knee four weeks later . . . received roster exemption for weeks six and seven following trade from Colts. **1987:** One of three Colts linemen named to Pro Bowl (C-Ray Donaldson, OT-Chris Hinton) . . . earned All-NFL honors by College and Pro Football Newsweekly (first-team) and Associated Press (second-team) . . . named first-team All-AFC by UPI and Pro Football Weekly. **1986:** Played through leg and wrist ailments to start all 16 contests . . . was one of four Colts linemen to start each game. **1985:** Started first 15 contests before suffering a knee injury 12/15 at Tampa Bay . . . was placed on IR for season finale 12/22 vs. Houston. **1984:** Named to PFWA and UPI NFL All-Rookie teams . . . one of three offensive players to start every contest . . . made solid impact throughout league as explosive drive blocker.

**HONORS: 1984:** UPI NFL All-Rookie Team . . . PFWA All-Rookie Team . . . Football Digest Rookie All-Star Team. **1987:** Pro Bowl Starter . . . AP NFL All-Pro Second-Team . . . UPI AFC All-Star First-Team . . . Pro Football Weekly All-AFC . . . College and Pro Football Weekly All-Pro First-Team . . . The Football News All-AFC.

**COLLEGE:** Three-year letterman . . . outstanding performer who was one of the nation's top honored linemen . . . selected NEA, Sporting News and Football News second-team All-America . . . named AP and UPI honorable mention All-America . . . named first-team All-ACC . . . received school's Jim Tatum Award as outstanding interior offensive lineman as senior . . . played in Senior Bowl.


**PERSONAL:** Full name is Ronald Matthew Solt . . . born in Wilkes-Barre, Pa. . . attended Coughlin High School . . . captained squad as OG and DT . . . earned three letters each in football, wrestling and track . . . was district champ in wrestling in 1980 . . . bench presses 500 pounds . . . squats 800 pounds . . . twice won Colts' Ironman Competition . . . Solt and his wife, Michelle, reside with their daughter, Taylor (5/25/93), in Danville, Ind.



## STARGELL/STARK

### 45 TONY STARGELL

**Defensive Back 5-11 189**  
**Tennessee State**  
**2nd Year With Colts,**  
**4th in NFL**  
**Waivers-New York Jets, 1992**  
**Born: August 7, 1966**



**GAMES STARTED/PLAYED: (1990, 16/16); (1991, 7/16); (1992, 3/13) Total 26/45 Total with Colts 3/13**

**PRO:** Entering his second season with the Colts, his fourth in the NFL . . . claimed off waivers from New York Jets on September 1, 1992 . . . originally was third-round pick of the Jets in the 1990 draft, the 56th selection overall.

**1992:** Saw action in 13 games, starting three . . . was inactive 10/4 at Tampa Bay, 10/11 vs. Jets and 10/18 vs. San Diego following arthroscopic knee surgery 9/27 . . . earned starts 9/20 at Buffalo at RCB in place of injured Eugene Daniel, 11/29 vs. Buffalo in five-DB alignment and 12/27 at Cincinnati at LCB in place of injured Chris Goode . . . totaled 28 tackles, 20 solo, 10 passes defended, two interceptions (26 yards) and one forced fumble . . . had season-high seven tackles, four solo, two passes defended and one interception (15 yards) vs. Buffalo . . . returned int. of Buffalo QB-Jim Kelly to Bills 34 with 3:01 remaining to set up tying score . . . had six tackles, three solo, and two passes defended at Cincinnati . . . had four tackles, five solo, 9/13 vs. Houston . . . had other interception (11 yards) at Miami 10/25 . . . forced fumble 12/13 at Jets . . . career totals include 174 tackles, 23 passes defended, four interceptions (23 yards) and two forced fumbles.

**CAREER NOTES: 1991:** Totaled 57 tackles and four passes defended while starting seven contests for Jets at LCB . . . hampered by ankle injury early in season . . . saw action as reserve in dime package in weeks 6, 8-12, and 14-16 . . . posted eight tackles vs. Tampa Bay 9/1 for top game. **1990:** Named first-team All-Rookie by Pro Football Weekly and College and Pro Football Newsweekly after starting 16 games at LCB . . . ranked third on team with 89 tackles and nine passes defended . . . had interceptions 11/25 vs. Pittsburgh and 12/30 at Tampa Bay . . . had career-high 12 tackles 10/28 at Houston.


**HONORS: 1991:** Pro Football Weekly NFL All-Rookie Team . . . College and Pro Football Newsweekly NFL All-Rookie Team.

**COLLEGE:** Four-year letterman at LCB . . . earned All-Ohio Valley Conference honors as senior . . . earned starting role as junior . . . saw action as nickel back as freshman and sophomore . . . holds degree in health and physical education.

**PERSONAL:** Full name is Tony Stargell . . . born in LaGrange, Ga. . . . attended LaGrange High School . . . participated in football and track . . . single . . . resides in LaGrange, Ga.

### 3 ROHN STARK

**Punter 6-3 203**  
**Florida State**  
**12th Year With Colts**  
**Draft-2b, 1982**  
**Born: May 4, 1959**



**GAMES STARTED/PLAYED: (1982, 0/9); (1983, 0/16); (1984, 0/16); (1985, 0/16); (1986, 0/16); (1987, 0/12); (1988, 0/16);**



**(1989, 0/16); (1990, 0/16); (1991, 0/16); (1992, 0/16) Total 0/165**  
**PRO:** Entering his twelfth season with the Colts . . . was the Colts' second pick in the second round of the 1982 draft, the 34th selection overall.

**1992:** Earned fourth Pro Bowl nomination with 83-44.8 avg., ranking 3rd in NFL punting, 2nd in AFC . . . ranked 2nd in NFL with 39.3 net avg. . . . had 4 50.0+ avg. games (4-58.3 vs. Houston 9/13; 8-50.0 at Buffalo 9/20; 2-55.0 vs. San Diego 10/18; 3-52.0 vs. Phoenix 12/20) . . . held +15 inside 20:TB ratio (22:7), 8th-best in NFL . . . 22 inside 20 rank T5th in NFL . . . Stark is NFL's 4th-leading career punter with 829-36,475-44.0, behind only Sammy Baugh (45.1), Tommy Davis (44.7) and Yale Lary (44.3) . . . is one of 10 players with 825+ career punts, while avg. among those ranks 1st . . . three career punting titles (1983, 1985, 1986) are one behind Baugh and Jerrel Wilson for most in NFL history . . . Stark has punted in 163 of 165 outings and has surpassed 40.0+ avg. in 129 of those games (79.1%) . . . has exceeded 45.0+ avg. 73 times (44.8%) and 50.0+ avg. 16 times (9.8%) . . . seasonal avg. was 6th-best in club history, and Stark owns 7 of top 10 seasonal avgs. in Colts history . . . Stark (829) ranks 2nd in club history in attempts (David Lee, 838, 1966-78) and needs 10 punts to move past Lee for 9th-most punts in NFL history . . . 165 career games rank 4th-most in Colts history (221, John Unitas; 188, David Lee; 184, Ray Donaldson).

**CAREER NOTES: 1991:** Ranked 6th in AFC, T11th in NFL, with 82-42.6 avg. . . . punt total ranked 1st in AFC, 5th in NFL . . . 10 punts at New England 12/8 tied career-high . . . earned Football News' Golden Toe Award with 7-45.1 avg. and three inside 20 vs. Chicago 11/17. **1990:** Was 71-43.4 to rank 2nd in AFC, 3rd in NFL, in earning third Pro Bowl nomination . . . 37.4 net avg. ranked 2nd in AFC, T3rd in NFL . . . had career-best 24 kicks inside 20 and +21 inside 20:TB ratio, 1st in NFL . . . was 9-41.0 (career-best five inside 20) at New England 11/11. **1989:** Ranked 5th in NFL with 79-42.9 . . . had 10 TBs and 14 punts inside 20 . . . was 4-49.7 at Jets 10/1 for top game . . . averaged 45+ in five outings. **1988:** Ranked 4th in NFL with 64-43.5 . . . had eight TBs and 15 punts inside 20 . . . was 2-59.5 vs. Miami 9/25 for top game . . . tied career-high with 10 punts at New England 10/2 . . . earned Pro Football Weekly Golden Toe Award 9/11 vs. Chicago (5-50.0 avg.). **1987:** Entered season as NFL's alltime career avg. leader (45.16) . . . missed games three through five . . . had career-low 61-40.0, with seven TBs and 12 punts inside 20 . . . was 4-52.3 vs. Cincinnati 9/13 for top avg. game. **1986:** Earned second straight Pro Bowl nod and third NFL punting title with 76-45.2 . . . had five TBs and 23 kicks inside 20 . . . seasonal avg. was 5th-highest in club history. **1985:** Led NFL and earned Pro Bowl honors with 78-45.9 . . . had six 60+ punts . . . set club seasonal avg. mark. **1984:** Punted 98-4,383-44.7 with yardage surpassing his previous club-record 4,124 yards of 1983 . . . 98 punts ranked T1st in NFL . . . had career-long 72-yarder at Miami 9/23. **1983:** Led NFL with 91-45.3 . . . had 68-yarder at Denver 12/11 . . . avg. was seasonal-best and 2nd-best in club history. **1982:** Was 46-44.4 to rank 2nd in NFL.

**HONORS: 1982:** UPI AFC All-Star Second-Team . . . Pro Football Weekly All-Rookie Team . . . PFWA All-Rookie Team . . . Football Digest Rookie All-Star Team. **1983:** AP All-Pro First Team . . . Football Digest All-Pro First-Team . . . UPI AFC All-Star Second Team . . . Pro Bowl First Alternate . . . NEA All-Pro Second-Team. **1984:** AP All-AFC Second-Team . . . NEA All-NFL Second-Team . . . College and Pro Football Newsweekly All-Pro Second-Team . . . UPI All-AFC Second-Team. **1985:** Pro Bowl, AP/NEA/PFWA All-NFL Team . . . AP All-Pro Second-Team . . . UPI All-AFC First-Team . . . College and Pro Football Weekly All-Pro Second-Team . . . Football News All-AFC Team. **1986:** Pro Bowl . . . AP All-Pro Second-Team . . . UPI All-AFC First-Team . . . Football News NFL All-Pro Team . . . NEA All-NFL . . . NFL Alumni Association Kicker of the Year . . . Pro Football Weekly All-AFC Team . . . Pro Football Weekly Golden Toe Award 10/12 vs. New Orleans. **1988:** Pro Football Weekly Golden Toe Award 9/11 vs. Chicago. **1990:** Pro Bowl . . . AP All-NFL Second-Team . . . UPI All-AFC . . . Pro Football Weekly All-AFC . . . NFL Alumni Kicker of the



## STARK/STAYSNIAK

Year. **1991:** Pro Football Weekly Golden Toe Award 11/17 vs. Chicago. **1992:** Pro Bowl . . . AP All-NFL Second-Team . . . Sporting News All-NFL . . . College and Pro Football Newsweekly All-NFL First-Team . . . The Football News All-AFC . . . Newspaper Enterprise Association All-NFL First-Team . . . Football Digest All-NFL.

**COLLEGE:** Four-year letterman . . . was consensus first-team All-America during final two seasons . . . averaged school-record 46.0 yards as senior . . . was 244-42.6 for career . . . became only punter ever honored as UPI's Southeast Defensive Player of the Week with 7-48.1 vs. Pittsburgh in 1980 . . . was sixth in NCAA decathlon and was All-America track performer as senior . . . was academic All-America in 1980 . . . holds degree in finance.

**PERSONAL:** Full name is Rohn Taylor Stark . . . born in Minneapolis, Minn. . . attended Pine River High School . . . lettered in football, baseball, basketball and track . . . has amateur pilot's license . . . qualified for 1980 United States Olympic Trials as decathlete . . . actively involved with Leukemia Society and Special Olympics . . . Stark and his wife, Ann, reside with their children, Taylor (8/10/84) and Taryn (2/27/89), in Indianapolis.

### CAREER STATISTICS

#### PUNTING

Year	No.	Yds.	Avg.	TB	In 20	LG	Blk.
1982	46	2044	44.4	12	8	60	0
1983	91	4124	45.3#	9	20	68	0
1984	98	4383	44.7	7	21	72	0
1985	78	3584	45.9#	14	12	68	2
1986	76	3432	45.2#	5	23	63	0
1987	61	2440	40.0	7	12	63	2
1988	64	2784	43.5	8	15	65	0
1989	79	3392	42.9	10	14	64	1
1990	71	3084	43.4	3	24	61	1
1991	82	3492	42.6	6	14	65	0
1992	83	3716	44.8	7	22	64	0
<b>TOTAL</b>	<b>829</b>	<b>36475</b>	<b>44.0</b>	<b>88</b>	<b>185</b>	<b>72</b>	<b>6</b>

#### CAREER SINGLE-GAME BEST

**Most Punts:** 10 vs. Denver 9/11/83  
 at LA Raiders 11/25/84  
 at New England 10/2/88  
 at New England 12/8/91

**Most Punting Yardage:** 462 vs. Denver 9/11/83


**Longest Punt:** 72 at Miami 9/23/84

**Inside 20:** 5 at New England 11/11/90

# Led NFL

## 79 JOE STAYSNIAK

**Offensive Lineman 6-4 296**  
**Ohio State**  
**2nd Year With Colts,**  
**3rd in NFL**  
**Free Agent-1992**  
**Born: December 8, 1966**



**GAMES STARTED/PLAYED:** (1991, 0/2); (1992, 0/8) **Total 0/10**

**PRO:** Entering his second season with the Colts, his third in the NFL . . . signed by Colts as free agent on December 23, 1992 . . . originally was seventh-round pick of San Diego in the 1990 draft, the 185th selection overall . . . waived by San Diego on September 3, 1990 . . . signed by Buffalo to practice squad on November 29, 1990 . . . signed as free agent by Buffalo on March 13, 1991 . . . waived by Buffalo on August 26, 1991 . . . signed by



Buffalo to practice squad on August 30, 1991 . . . signed as free agent by Buffalo on October 9, 1991 . . . waived by Buffalo on August 31, 1992 . . . signed as free agent by Kansas City on September 16, 1992 . . . waived by Kansas City on December 8, 1992.

**1992:** Saw action in eight contests as reserve offensive lineman for Kansas City . . . signed by Colts on 12/23 and was inactive for season finale 12/27 at Cincinnati.


**CAREER NOTES: 1991:** Spent first half of season on Buffalo practice squad . . . saw reserve action 12/15 at Indianapolis and 12/22 vs. Detroit . . . also saw playoff action 1/5/92 vs. Kansas City and in Super Bowl XXVI against Washington. **1990:** Spent final six weeks of season on Buffalo practice squad.

**COLLEGE:** Four-year starter at OL . . . saw action in 47 career games, starting 45 . . . started 12 contests as senior captain . . . helped lead team to 8-4 record and Hall of Fame Bowl . . . named first-team All-Big Ten, second-team All-America and first-team Academic All-America . . . started nine of eleven games as junior . . . started all eleven contests as sophomore . . . started 13 games as freshman . . . helped lead team to 10-3 record and Cotton Bowl . . . one of eleven 1989 National Football Foundation and Hall of Fame Post Graduate Scholarship recipients . . . graduated cum laude with degree in marketing.

**PERSONAL:** Full name is Joseph Andrew Staysniak . . . born in Elyria, Ohio . . . attended Midview High School in Grafton, Ohio . . . resides with his wife, Pamela, in Indianapolis.

## 28 ED TONER

**Running Back 6-0 240**  
**Boston College**  
**2nd Year With Colts**  
**Free Agent-1992**  
**Born: March 22, 1968**



### GAMES STARTED/PLAYED: (1992, 0/8) Total 0/8

**PRO:** Entering his second season with the Colts . . . signed to active roster on November 11, 1992 . . . originally signed by Colts as free agent on May 6, 1991 . . . placed on reserve/did not report list on July 16, 1991 . . . signed by Colts as free agent on February 12, 1992 . . . waived by Colts on September 1, 1992 . . . signed by Colts to practice squad on September 2, 1992 . . . signed to Colts active roster on September 11, 1992 . . . waived by Colts on October 10, 1992 . . . signed by Colts to practice squad on October 14, 1992.

**1992:** Saw action in eight games, primarily as special teamer . . . saw action 9/13 vs. Houston, 10/4 at Tampa Bay, 11/15 vs. New England and in final five contests . . . did not have any rushing attempts or receptions . . . had five special teams tackles, two solo . . . had two assisted tackles 11/29 vs. Buffalo . . . had solo tackles 12/6 vs. New England and 12/13 at Jets . . . had one assisted tackle 12/20 vs. Phoenix.


**COLLEGE:** Four-year letterman and two-year starter who was used as lead blocker . . . finished career 202-754, 18 TDs rushing and 41-293, four TDs receiving . . . was 36-263 receiving as senior and set single-game school mark for RBs with eleven receptions at Louisville . . . was 83-273, three TDs rushing as senior . . . had 50 points as junior while ranking third in rushing with 67-178, eight TDs . . . had career-high eleven carries in 24-17 win over Army . . . was 52-303, seven TDs rushing as sophomore . . . was 3-18, one TD receiving . . . had best outing at West Virginia with 6-72 rushing, including career-long 63t . . . had eleven tackles as freshman DE . . . communications major.

**PERSONAL:** Full name is Edward William Toner . . . born in Lynn, Mass. . . attended Swampscott High School . . . earned all-conference, all-area and all-state grid honors as senior . . . captained football and baseball teams and lettered in hockey . . . father, Edward Sr., played for Green Bay Packers and uncle, Tom, played with Boston Patriots . . . single . . . resides in Swampscott, Mass.



## 10 JACK TRUDEAU

**Quarterback 6-3 227**  
**Illinois**  
**8th Year With Colts**  
**Draft-2, 1986**  
**Born: September 9, 1962**



**GAMES STARTED/PLAYED: (1986, 11/12); (1987, 8/10); (1988, 2/2); (1989, 12/13); (1990, 4/6); (1991, 0/2); (1992, 5/11) Total 42/56**

**PRO:** Entering his eighth season with the Colts . . . was the Colts' second-round pick in the 1986 draft, the 47th selection overall.

**1992:** Saw action in eleven games, starting five . . . signed 8/27 and received roster exemption 9/6 vs. Cleveland . . . earned starts 9/13 vs. Houston, 9/20 at Buffalo, 11/22 at Pittsburgh, 11/29 vs. Buffalo and 12/6 at New England . . . was 105-181-1,271, four TDs/eight interceptions . . . posted 2-3 record as starting QB . . . totaled 19-41-266, one TD/three int. at Pittsburgh . . . had 4t strike to RB-Rodney Culver . . . was 26-41-337, one int. for fifth career 300+ outing in leading club to comeback 16-13 OT win vs. Buffalo . . . yardage marked highest total of season and second highest of career, while completions were season-high and attempts tied for high . . . was 23-35-209, one int. in 6-0 win at New England . . . was 4-5-36 vs. Houston before exiting game in second quarter with bruised back . . . was 6-14-78, two int. at Buffalo before leaving game in third quarter . . . came off the bench to rally club to two dramatic late-season victories . . . entered game 12/13 at Jets with 8:23 remaining and Colts trailing 6-3 . . . went 4-8-81, one TD/int. . . hit TE-Charles Arbuckle on 23t toss with 2:29 remaining for 10-6 win . . . entered contest 12/27 at Cincinnati in third quarter losing 17-0 . . . was 15-19-183, two TDs in leading club to three consecutive scoring drives for 21-17 win . . . had 7t pass to TE-Kerry Cash and 19t toss to WR-Bill Brooks . . . victory marked club's largest comeback win since posting a 30-24 verdict over New England after trailing 21-3 (12/18/77) . . . ranks third in club history in career completions (727), attempts (1,374), yards (8,655), and ints. (55) while tying for fourth in TDs (39).

**CAREER NOTES: 1991:** Saw action in two games as reserve . . . suffered ligament damage in right thumb at Buffalo 10/13 . . . had surgery 10/15 and spent rest of season on injured reserve . . . was sub 9/29 at Seattle. **1990:** Started four of six games before left knee injury 10/28 vs. Miami ended season . . . started weeks 4-7 in place of injured QB-Jeff George, while appearing as reserve 9/9 at Buffalo and 9/23 at Houston . . . guided Colts to 24-23 win in 9/30 start at Philadelphia with 19-40-329, two TDs and one int. . . led 82-yard march in final 1:56 and hit WR-Bill Brooks on 6t pass as time expired to earn AFC Offensive Player-of-the-Week honors at Eagles . . . was 18-28-205, one TD and two ints. vs. Kansas City 10/7 in 23-19 win . . . was 24-39-312, two TDs and one int. vs. Denver 10/21 . . . was 2-2 as starter. **1989:** Took over as starter for injured Chris Chandler 9/24 vs. Atlanta and won seven of 12 starts . . . started weeks 4-9 and eleven through 16 . . . was 190-362-2,317 yards, 15 TDs and 13 interceptions . . . was 23-46-195, four TDs vs. Miami 12/17 to set career single-game TD highs, along with earning AFC Offensive Player-of-the-Week honors . . . 15 TDs surpassed previous career total (14) prior to season . . . had 1t rushes vs. Atlanta and 10/8 vs. Buffalo . . . suffered broken fifth finger on left hand 11/5 at Miami . . . split middle and fourth fingers vs. San Diego 11/26 and played two games with protective gloves on each hand . . . suffered concussion vs. Cleveland 12/10 and was hospitalized. **1988:** Started vs. Chicago 9/11, then suffered season-ending knee injury 9/19 at Cleveland . . . was 4-15-78, two ints. vs. Chicago before exiting with





head injury. **1987:** Led Colts to 5-3 record as starter . . . was 128-229-1,587, six TDs/int. for 75.4 rating . . . started 9/13 vs. Cincinnati, 10/25 vs. New England and 11/1 at Jets . . . was 20-34-192 at Cleveland 12/6 in 9-7 win . . . led club to wins in final two games to clinch division title with strong efforts (20-39-201, one TD at San Diego 12/20; 17-27-246 vs. Tampa Bay 12/27) . . . 2.6 int. pct. was T3rd-best seasonal mark in club history . . . in 1/9/88 Divisional Playoffs at Cleveland was 21-33-251, two TDs and one int. **1986:** Started eleven of 12 games . . . was 204-417-2,225, eight TDs and 18 ints. (53.6 rating) and helped club set seasonal records with 586 pass attempts and 3,615 yards . . . 417 pass attempts ranked third in NFL history by a rookie (Warren Moon, Houston, 450 in 1984; Jim Zorn, Seattle, 439 in 1976) . . . surpassed former Colts rookie records of George Shaw (119-237-1,586 in 1955) . . . attempted 53 passes 9/28 vs. Jets to tie Bert Jones' team record for most attempts in a game, then surpassed it by throwing 57 times 11/16 at Jets . . . 27 completions at Jets tied Jones' record for third-most single-game completions . . . was 24-44-315 yards and two TDs 10/12 vs. New Orleans . . . 359 yards at Jets marked 8th-highest single-game total in club history . . . had 84t pass to Brooks 10/5 at San Francisco, tying the 5th-longest scoring play in Colts history.

**HONORS: 1989:** AFC Offensive Player-of-the-Week 12/17 vs. Miami. **1990:** AFC Offensive Player-of-the-Week 9/30 at Philadelphia.

**COLLEGE:** Holder of school record for career attempts (1,151), completions (737), yards (8,146) and touchdowns (51) . . . set NCAA record by throwing 215 consecutive passes without an interception . . . hit 285 of 446 passes for 2,938 yards and 15 touchdowns in 1985 . . . 1984 runner-up for Davey O'Brien award (given to nation's outstanding quarterback) . . . twice selected second-team All-Big Ten, and selected honorable mention All-Big Ten once . . . holds degree in political science.

**PERSONAL:** Full name is Jack Francis Trudeau . . . born in Forest Lake, Minn. . . attended Granada High School in Livermore, Calif. . . hit on 57 percent of his prep attempts (138-242) for 2,229 yards and 22 touchdowns . . . three-year letterman in football, basketball and baseball . . . avid golfer who had hole-in-one on par-4, 360-yard 7th hole 6/15/91 at Neil Lomax QB Challenge Tournament at Herron Lakes in Phoenix . . . Trudeau and his wife, Lisa, reside with their children, Danielle (5/19/89) and John (6/12/92), in Carmel.

**CAREER STATISTICS**

Year	PASSING							RUSHING				
	Att-Comp.	Yds.	Pct.	Int.	LG	TD	Rat.	No.	Yds.	Avg.	LG	TD
1986	417-204	2225	48.9	18	84t	8	53.6	13	21	1.6	8	1
1987	229-128	1587	55.9	6	55	6	75.4	15	7	0.5	9	0
1988	34- 14	158	41.2	3	48	0	19.0	0	0	0.0	0	0
1989	362-190	2317	52.5	13	71	15	63.4	35	91	2.6	17	2
1990	144- 84	1078	58.3	6	73	6	78.4	10	28	2.8	9	0
1991	7- 2	19	28.6	1	11	0	0.0	0	0	0.0	0	0
1992	181-105	1271	58.0	8	81	4	68.6	13	6	0.5	5	0
<b>TOTAL</b>	<b>1374-727</b>	<b>8655</b>	<b>52.9</b>	<b>55</b>	<b>84t</b>	<b>39</b>	<b>65.2</b>	<b>86</b>	<b>153</b>	<b>1.8</b>	<b>17</b>	<b>3</b>


**CAREER BEST**

PASSING				RUSHING			
<b>Attempts:</b>	57	at NY Jets	11/16/86	<b>Carries:</b>	6	vs. Buffalo	10/8/89
<b>Completions:</b>	27	at NY Jets	11/16/86			at NY Jets	11/1/87
<b>Yards:</b>	359	at NY Jets	11/16/86	<b>Yards:</b>	38	at New Orleans	
<b>Longest:</b>	84t	at S. Fran.	10/5/86			12/24/89	
<b>TDs:</b>	4	vs. Miami	12/17/89	<b>Longest:</b>	17	at New England	
						11/9/86	
				<b>TDs:</b>	1	vs. Atlanta	9/24/89
						vs. Buffalo	10/8/89



# 7 TOM TUPA

**Quarterback 6-4 230**  
**Ohio State**  
**2nd Year With Colts,**  
**6th in NFL**  
**Free Agent-1992**  
**Born: February 6, 1966**



**GAMES STARTED/PLAYED: (1988, 0/2); (1989, 2/14); (1990, 0/15); (1991, 11/11); (1992, 0/3) Total 13/45 Total with Colts 0/3**

**PRO:** Entering his second season with the Colts, his sixth in the NFL. . . signed as Plan B free agent with Colts on March 31, 1992 (was unprotected by Phoenix). . . originally was third-round pick by Phoenix in the 1988 draft, the 68th selection overall.

**1992:** Saw action 9/13 vs. Houston, 9/20 at Buffalo and 11/22 at Pittsburgh as reserve. . . was 17-33-156, one TD/two ints. . . was 10-20-92, one TD/int. vs. Houston after replacing injured Trudeau. . . had 3t strike to RB-Anthony Johnson. . . totaled 7-12-64, one int. in place of Trudeau at Buffalo. . . was 2-10 rushing. . . was 0-1-0 in relief of Trudeau at Pittsburgh.

**CAREER NOTES: 1991:** Started first eleven contests at QB for Phoenix in place of injured Timm Rosenbach. . . led Cardinals to 4-7 record as starter. . . was 165-315-2,053, six TD/13 ints. to lead team in all categories. . . was 17-28-312, three TD/one int. 9/29 vs. New England, including 62t to WR-Ricky Proehl. . . was 24-38-242 vs. Dallas 9/22 and 23-40-230, two ints. 10/6 at Giants. . . was 28-97, one TD rushing. **1990:** Saw action in all 15 contests as holder for FGs and PATs. . . did not see action 9/9 at Washington. . . did not take any snaps from scrimmage during regular season. **1989:** Saw action in 14 games, earning starts at QB 10/15 vs. Philadelphia and 11/26 vs. Tampa Bay. . . was 65-134-973, three TD/nine ints. . . was 14-22-245, two TDs vs. Dallas 11/12 for top game, including 38t and 72t tosses to WR-Ernie Jones in 24-20 win. . . was 7-12-114, one TD (77t to WR-Don Holmes) vs. Rams 11/19. . . was 16-41-266, six ints. vs. Philadelphia. . . punted 6-46.7 avg. with 39.8 net and long of 51 vs. Raiders 12/10 in place of regular Rich Camarillo. . . was 15-75 rushing. **1988:** Saw action as reserve 11/20 vs. Houston and 12/5 vs. Giants. . . was 2-3-37 vs. Houston and 2-3-12 vs. Giants.

**COLLEGE:** Was four-year letterman as punter and quarterback. . . was 171-304-2,252, 15 TDs and 12 ints. career passing. . . was 134-242-1,786, 12 TDs and 10 ints. as senior starter. . . was 30-49-398, three TDs and two ints. as junior reserve. . . ranks as school's all-time leading punter with 214-9,564-44.7 career avg. . . participated in Rose, Florida Citrus, and Cotton Bowl during career.

**PERSONAL:** Full name is Joseph Thomas Tupa. . . born in Cleveland, Ohio. . . attended Brecksville High School. . . quarterbacked team to state championship as senior. . . was pitcher and shortstop in baseball while averaging 20.8 ppg. and 12 rpg. in basketball. . . Tupa and his wife, Beth Anne, reside in Tempe, Ariz.

### CAREER STATISTICS

Year	PASSING						RUSHING					
	Att-Comp.	Yds.	Pct.	Int.	LG	TD	Rat.	No.	Yds.	Avg.	LG	TD
1988	6- 4	49	66.7	0	22	0	91.7					
1989	134- 65	973	48.5	9	77t	3	52.2	15	75	5.0	13	0
1990								1	0	0.0	0	0
1991	315-165	2053	52.4	13	62t	6	62.0	28	97	3.5	17	1
1992	33- 17	156	51.5	2	19	1	49.6	3	9	3.0	10	0
<b>TOTAL</b>	<b>488-251</b>	<b>3231</b>	<b>51.4</b>	<b>24</b>	<b>77t</b>	<b>10</b>	<b>58.9</b>	<b>47</b>	<b>181</b>	<b>3.9</b>	<b>17</b>	<b>1</b>




## CAREER BEST

<b>Attempts:</b> 41 vs. Phil. 10/15/89	<b>Carries:</b> 6 vs. Atl. 10/20/91
<b>Completions:</b> 24 vs. Dallas 9/22/91	<b>Yards:</b> 32 vs. Atl. 10/20/91
<b>Yards:</b> 312 vs. New Eng. 9/29/91	<b>Longest:</b> 17 at Minn. 10/13/91
<b>Longest:</b> 77t vs. LA Rams 11/19/89	<b>TDs:</b> 1 at LA Rams 9/1/91
<b>TDs:</b> 3 vs. New Eng. 9/29/91	

**CAREER PUNTING STATISTICS:** 6-280-46.7 avg.-39.8 net-51 long

## 58 MATT VANDERBEEK

**Linebacker 6-3 258**  
**Michigan State**  
**4th Year With Colts**  
**Free Agent-1991**  
**Born: August 16, 1967**



**GAMES STARTED/PLAYED:** (1990, 7/16); (1991, 1/5); (1992, 0/15)  
**Total 8/36**

**PRO:** Entering his fourth season with the Colts . . . signed with Colts as free agent on October 23, 1991 . . . originally joined Colts as free agent on April 30, 1990 . . . signed through Plan B with Minnesota on March 18, 1991 . . . waived by Minnesota on October 8, 1991.

**1992:** Saw action in final 15 games, primarily as special teamer . . . led club in special teams tackles with 18, seven solo . . . had three special teams tackles, one solo, 9/20 at Buffalo for top game . . . had two or more total special teams tackles five times . . . did not have any tackles as part of defensive unit . . . saw limited action on defense 11/8 vs. Miami . . . had six-yard KOR 11/15 vs. New England . . . career totals include 57 tackles and one forced fumble.

**CAREER NOTES: 1991:** Saw action in five games, starting one . . . started at LILB 12/1 vs. Cleveland in place of injured Scott Radevic . . . totaled eleven tackles, six solo . . . had five tackles, two solo, 11/24 at Green Bay for top game . . . had two special teams tackles . . . did not see any regular season action for Minnesota after injured hand resulted in 8/27 placement on injured reserve. **1990:** Played in all 16 games, starting seven . . . started 9/9 at Buffalo, 9/23 at Houston and 9/30 at Philadelphia at LILB . . . started 11/25 at Cincinnati, 12/2 at Phoenix, 12/16 at Jets and 12/22 vs. Washington at RILB in place of injured Fredd Young . . . had 46 tackles, 30 unassisted, and one forced fumble . . . had season-high nine tackles, six solo, at Philadelphia . . . had seven special teams tackles.

**COLLEGE:** Two-year starter and three-year letterman . . . career totals included 119 tackles, 64 solo, five sacks and 21 tackles for losses . . . had 60 tackles, 33 solo, two sacks, 11 tackles for losses, five fumble recoveries and one forced fumble as senior DL . . . tabbed AP and UPI honorable mention All-Big Ten . . . named UPI honorable mention All-Big Ten as junior LB . . . moved from OLB to DE in 1988 . . . communications major.


**PERSONAL:** Full name is Matthew James Vanderbeek . . . born in Douglas, Mich. . . attended West Ottawa High School . . . was two-time team MVP as offensive and defensive performer . . . was consensus all-state choice as senior . . . had 104 tackles, seven sacks and 13 tackles for losses as senior . . . single . . . resides in Saugatuck, Mich.



## VANDER POEL/VERDIN

### 72 MARK VANDER POEL

**Offensive Tackle 6-7 303**  
**Colorado**  
**3rd Year With Colts**  
**Draft-4, 1991**  
**Born: March 5, 1968**



**GAMES STARTED/PLAYED: (1991, 1/10); (1992, 0/13) Total 1/23**  
**PRO:** Entering his third season with the Colts . . . was the Colts' fourth-round pick in the 1991 draft, the 96th selection overall.

**1992:** Saw action in 13 games as reserve and special teamer . . . did not play 11/8 vs. Miami . . . was inactive 12/13 at Jets and 12/20 vs. Phoenix . . . saw extensive action at RG 10/25 at Miami . . . played most of second half in place of injured Ron Solt . . . helped team rush season-high 31-109 including 10-play, 73-yard drive for game-winning score late in fourth quarter . . . replaced Solt midway through third quarter and played duration of contest 11/1 at San Diego . . . saw brief action for RT-Kevin Call 11/15 vs. New England and 11/29 vs. Buffalo.


**CAREER NOTES: 1991:** Saw action in 10 games, starting one . . . started at RG 10/6 vs. Pittsburgh for injured Randy Dixon . . . saw action at LT 9/15 at Raiders and 9/29 at Seattle due to injuries among linemen . . . missed 10/13 at Buffalo and 10/20 vs. Jets due to elbow injury . . . also did not play 9/22 vs. Detroit, 11/10 at Jets, 11/17 vs. Chicago and 12/1 vs. Cleveland.

**COLLEGE:** Named first-team All-Big Eight and second-team All-America by The Poor Man's Guide as senior starter at RT . . . was All-Big Eight first-team and second-team All-America choice by The Poor Man's Guide as junior, along with honorable mention All-America notice by The Sporting News and UPI . . . helped Buffaloes rank second nationally in rushing (371.8 ypg.) and sixth in total offense (472.8 ypg.) . . . named second-team All-Big Eight and honorable mention All-America by AP and UPI as sophomore as club averaged 281.4 rushing yards per game . . . saw action as reserve RT in five games as freshman . . . was redshirt in 1986 . . . sociology major.

**PERSONAL:** Full name is John Mark Vander Poel . . . born in Upland, Calif. . . attended Chino (Calif.) High School . . . lettered twice in football and track . . . great uncle, Cornelius "Dutch" Warmerdam, was first person to clear 15-0 in pole vault using bamboo pole (1940) . . . single . . . resides in Chino, Calif.

### 83 CLARENCE VERDIN

**Wide Receiver 5-8 162**  
**Southwestern Louisiana**  
**6th Year With Colts,**  
**8th in NFL**  
**Trade-Washington, 1988**  
**Born: June 14, 1963**



**GAMES STARTED/PLAYED: (1986, 0/8); (1987, 1/3); (1988, 11/16); (1989, 7/16); (1990, 5/15); (1991, 0/16); (1992, 1/16)**  
**Total 25/90 Total with Colts 24/79**

**PRO:** Entering his sixth season with the Colts, his eighth in the NFL . . . joined Colts via trade with Washington on March 29, 1988 for sixth-round pick in 1988 draft (Washington picked QB-Stan Humphries) . . . originally taken by Washington as 83rd selection in 1984 Supplemental Draft . . . signed with Redskins on August 11, 1986 . . . played 1984-85 with Houston (USFL).



**1992:** Started one of 16 appearances while serving as 4th WR. . . start came 11/22 at Pittsburgh. . . was 3-37 receiving. . . earned 2nd Pro Bowl nod as return specialist by totaling 24-11.2 PR avg. and 39-20.9 KOR avg. . . ranked 2nd in AFC, 5th in NFL, for PR avg. and 14th in NFL KOR avg. . . is club's alltime leader in career PR attempts and yards (125-1,362). . . had 84t PR at Miami 10/25 and 53t PR vs. New England 11/15, extending his club record for most career PRt (4) and becoming the first Colt with two PRt in a season. . . 4 career PRt topped Carl Taseff's club record of 2 career PRt that stood since 1956. . . 84t at Miami ranks as 2nd-longest PR in team history behind Taseff's 90t at Green Bay 10/14/56. . . Verdin is only Colt to have TD PR and KOR. . . Verdin (6 TD receptions; 4 PRt; 1 KORT) ranks behind Joe Washington (7 TD receptions; 5 TD rushes; 2 TD passes; 1 KORT) as most versatile offensive and special teams scorer in club history. . . 5 career TD returns ranks 1st in team history, and Verdin holds 54.0 avg. on eleven career TDs. . . 10.9 career PR avg. ranks T19-best in NFL history. . . career KOR totals (119-2,370) rank 3rd-most in Colts history.

**CAREER NOTES: 1991:** Led team with 25-6.5 PR. . . had career season-high 21-214 receiving. . . was 36-19.1, one TD KOR. . . became first Colt to have TDs via punt and kickoff returns with 88t KOR at Jets 11/10. . . had receptions in 11 games. **1990:** Started five of 15 games. . . started weeks 1-3 and final two games of season. . . missed game at Philadelphia 9/30 with toe injury. . . was 14-178, one TD receiving. . . earned Pro Bowl honors and first NFL PR title with 31-12.8 avg. . . was 6-124-20.7 avg. at New England 11/11 for top game, including 34-yard PR. . . 396 PR yards tied Howard Stevens (1975) for third-highest seasonal total in club history. . . was 18-19.4 KOR. **1989:** Started weeks 1-5 and 12-14 and was 20-381, one TD receiving. . . had career-long 82t reception from Chris Chandler 9/17 at Rams. . . had receptions in eleven games. . . set club seasonal record with 12.9 avg. on 23 PR, first in AFC, third in NFL. . . had game-winning 49t PR at Jets 10/1. . . was 19-19.5 KOR and 4-39 rushing. **1988:** Started weeks 3-12 before suffering lower leg injury. . . started vs. Buffalo 12/18. . . was 20-437, four TDs receiving. . . had 39t reception at Buffalo, 40t catch vs. Denver 10/31 and 44t snare vs. Jets 11/6 while catching passes in 12 games. . . ranked 2nd in AFC with 10.9 avg. on 22 PR. . . had 73t PR at Cleveland 9/19. . . was 8-77 rushing, including 2-59 vs. Miami 9/25. **1987:** Played final three games, with start coming 12/26 at Minnesota for Washington. . . spent first 12 weeks on injured reserve (hamstring). . . was 2-62 receiving, and 1-14 rushing and 12-20.3 KOR. **1986:** Opened season on injured reserve (hamstring), then played in final eight games and had 20-20.0 KOR. **1984-85:** Played for Houston Gamblers (USFL). . . in 1985 was 84-1,004, nine TDs receiving with 28-26.8, three TDs KOR. . . in 1984 was 16-315, three TDs receiving with 25-25.7, one TD KOR. (TOTALS: 100-1,319 and 12 TDs receiving; 53-26.2, four TDs KOR.) . . had four 100+ receiving games in 32 outings.

**HONORS: 1989:** Pro Football Weekly All-AFC Punt Returner. . . John Mackey Award for Punt Returns. **1990:** Pro Bowl (Kick Return Specialist). **1992:** Pro Bowl (Kick Return Specialist). . . UPI All-AFC (kick returner). . . Football News All-AFC (kickoff returner).

**COLLEGE:** Led team in receptions during final two seasons. . . was 20-466, five TDs as junior, with nation's 6th-best kickoff return avg. (26.3). . . was 30-396 receiving as senior. . . timed at 10.28 in 100-meter and 20.5 in 200-meter as member of track team. . . holds degree in business.

**PERSONAL:** Full name is Clarence Verdin. . . born in New Orleans, La. . . attended South Terrebonne High School. . . earned three letters in football and track. . . nickname is "CNN" because he talks 24 hours a day. . . end zone celebration is named, "Verdance". . . performed dance routine at Super Bowl XXV with Ickey Woods, Deion Sanders and rapper Hammer. . . has choreographed routines, written rap lyrics and performed during Colts' "No to Drugs, Yes to School" rallies during past three years. . . recorded rap song, "Peace, Y'all" during 1991 and distributed to area schools. . . has participated



## VERDIN/WALKER

in last three NFL's Fastest Man events. . . Verdin and his wife, Carolyn, with their daughters Sade' (10/12/87), Leah and Linsey (10/16/89, twins), reside in New Orleans.

### CAREER STATISTICS

Year	RECEIVING					RUSHING				
	No.	Yds.	Avg.	LG	TD	No.	Yds.	Avg.	LG	TD
1987 Wash.	2	62	31.0	55	0	1	14	14.0	14	0
1988	20	437	21.9	54	4	8	77	9.6	44	0
1989	20	381	19.1	82t	1	4	39	9.8	26	0
1990	14	178	12.7	45	1	0	0	0.0	0	0
1991	21	214	10.2	28	0	0	0	0.0	0	0
1992	3	37	12.3	21	0	0	0	0.0	0	0
<b>TOTAL</b>	<b>80</b>	<b>1309</b>	<b>16.4</b>	<b>82t</b>	<b>6</b>	<b>13</b>	<b>130</b>	<b>10.0</b>	<b>44</b>	<b>0</b>

### CAREER BEST

RECEIVING			RUSHING		
<b>Receptions:</b>	5	at San Diego 10/23/88 vs. Detroit 9/22/91	<b>Carries:</b>	2	vs. Miami 9/25/88 at Minnesota 11/20/88
<b>Yards:</b>	86	at San Diego 10/23/88	<b>Yards:</b>	59	vs. Miami 9/25/88
<b>Longest:</b>	82t	at LA Rams 9/17/89	<b>Longest:</b>	44	vs. Miami 9/25/88
<b>TDs:</b>	1	at Buffalo 10/9/88 vs. Denver 10/31/88 vs. NY Jets 11/6/88 at Miami 12/4/88 at LA Rams 9/17/89 at NY Jets 12/16/90			

### PUNT RETURNS

### KICKOFF RETURNS


Year	PUNT RETURNS					KICKOFF RETURNS				
	No.	Yds.	Avg.	LG	TD	No.	Yds.	Avg.	LG	TD
1986 Wash.						12	240	20.0	29	0
1987 Wash.						12	244	20.3	38	0
1988	22	239	10.9	73t	1	7	145	20.7	32	0
1989	23	296	12.9	49t	1	19	371	19.5	29	0
1990	31	396	12.8	36	0	18	350	19.4	44	0
1991	25	163	6.5	22	0	36	689	19.1	88t	1
1992	24	268	11.2	84t	2	39	815	20.9	42	0
<b>TOTAL</b>	<b>125</b>	<b>1362</b>	<b>10.9</b>	<b>84t</b>	<b>4</b>	<b>143</b>	<b>2854</b>	<b>20.0</b>	<b>88t</b>	<b>1</b>

### CAREER BEST

PUNT RETURNS			KICKOFF RETURNS		
<b>Number:</b>	6	at New England 11/11/90	<b>Number:</b>	4	nine times
<b>Yards:</b>	124	at New England 11/11/90	<b>Yards:</b>	110	vs. Miami 11/8/92
<b>Longest:</b>	84t	at Miami 10/25/92	<b>Longest:</b>	88t	at NY Jets 11/10/91
<b>TDs:</b>	1	at Cleveland 9/19/88 at New York Jets 10/1/89 at Miami 10/25/92 vs. New England 11/15/92	<b>TDs:</b>	1	at NY Jets 11/10/91

## 92 TONY WALKER

**Linebacker 6-3 246**  
**Southeast Missouri State**  
**4th Year With Colts**  
**Draft-6, 1990**  
**Born: April 2, 1968**



**GAMES STARTED/PLAYED: (1990, 0/14); (1991, 0/16); (1992, 1/13) Total 1/43**

**PRO:** Entering his fourth season with the Colts . . . was the Colts' sixth-round pick in the 1990 draft, the 148th selection overall.

**1992:** Saw action in 13 games, earning start 11/15 vs. New



England . . . placed on injured reserve 9/8 due to knee injury and missed games 9/13 vs. Houston, 9/20 at Buffalo and 10/4 at Tampa Bay . . . had 12 tackles, 10 solo, one sack (nine yards) and one recovered fumble . . . had season-high five tackles, three solo, and one recovered fumble 11/8 vs. Miami . . . had three assisted tackles starting for injured ROLB-Duane Bickett vs. New England . . . posted three solo tackles 11/22 at Pittsburgh . . . had sack 11/1 at San Diego . . . totaled six special teams tackles, one solo . . . career totals include 19 total tackles, one sack and one recovered fumble.


**CAREER NOTES: 1991:** Saw action in all 16 contests primarily as reserve LB and special teamer . . . season total of five tackles, one solo came 10/6 vs. Pittsburgh . . . saw reserve LB action 11/24 at Green Bay and 12/22 at Tampa Bay . . . ranked 2nd on team with eleven special teams tackles . . . had season-high three special teams tackles 11/10 at Jets. **1990:** Saw action as reserve in 14 games primarily on special teams . . . was inactive vs. New England 9/16 and at Houston 9/23 . . . had 17 special teams tackles . . . had two tackles vs. Buffalo 12/9 for top defensive performance . . . had four special teams tackles at Cincinnati 11/25 for top game.

**COLLEGE:** Two-year starter for Southeast Missouri . . . moved from DE to OLB as junior . . . spent time at both positions as senior . . . transferred from Itawamba (Miss.) Junior College where he was a two-year starter . . . had 140 tackles, 81 solo, and 17 sacks during final two seasons . . . led team with 86 tackles as senior, including 12 for losses . . . selected Division II first-team All-America by the Football Gazette . . . was MIAA first-team all-conference selection as junior and senior . . . music major.

**PERSONAL:** Full name is Tony Maurice Walker . . . born in Birmingham, Ala. . . attended Phillips High School . . . only played one year of high school football because he played in band . . . sang National Anthem and performed on trumpet at 1991 and 1992 Colts "No to Drugs, Yes to School" rally that reached 70,000 students . . . sang National Anthem prior to game vs. Jets 10/11/92 . . . single . . . resides in Birmingham, Ala.

## 67 WILL WOLFORD

**Offensive Tackle 6-5 300**  
**Vanderbilt**  
**1st Year With Colts,**  
**8th in NFL**  
**Free Agent-1993**  
**Born: May 18, 1964**



**GAMES STARTED/PLAYED: (1986, 16/16); (1987, 9/9); (1988, 16/16); (1989, 16/16); (1990, 14/14); (1991, 15/15); (1992, 16/16) Total 102/102**

**PRO:** Entering his first season with the Colts, his eighth in the NFL . . . signed by Colts to offer sheet on March 29, 1993 . . . originally was Buffalo's second pick in the first round of the 1986 draft, the 20th selection overall . . . named as transition player by Buffalo following the 1992 season.

**1992:** Started all 16 games at LT . . . started post-season games 1/9/93 at Pittsburgh, 1/17/93 at Miami and Super Bowl XXVII 1/31/93 vs. Dallas . . . voted to Pro Bowl but did not play due to shoulder injury suffered in Super Bowl . . . member of OL that helped Buffalo lead NFL with 549-2,436, 18 TDs rushing while ranking second with 5,893 total yards . . . helped pave way for RB-Thurman Thomas to rank third in NFL rushing with 312-1,487, nine TDs.

**CAREER NOTES: 1991:** Started 15 games at LT . . . missed game 11/18 at Miami due to back injury suffered 11/10 at Green Bay . . . started post-season games 1/5/92 vs. Kansas City, 1/12/92 vs. Denver and Super Bowl XXVI 1/26/92 vs. Washington . . . named to All-Madden Team . . . awarded game ball 9/29 vs. Chicago. **1990:**



## WOLFORD

Started 14 games at LT . . . missed 9/9 vs. Indianapolis and 9/30 vs. Denver due to hamstringing injury . . . member of offensive line that allowed just 27 sacks, the fewest by club in non-strike season since 1981 (16) . . . started post-season games 1/12/91 vs. Miami, 1/20/91 vs. Raiders and Super Bowl XXV 1/27/91 vs. Giants. **1989:** Started all 16 games at LT . . . started post-season game 1/6/90 at Cleveland. **1988:** Started 16 contests . . . started 12 games at LT and games 2-5 at RG . . . started post-season games 1/1/89 vs. Houston and 1/8/89 at Cincinnati. **1987:** Started nine games at LT after making move from RG in training camp . . . missed weeks 3-5 . . . did not play 11/8 vs. Denver and 11/15 at Cleveland due to ankle injury suffered 11/1 vs. Washington . . . missed game 12/13 at Indianapolis after sustaining broken thumb 12/6 vs. Raiders. **1986:** Started 16 games at RG as rookie . . . became first rookie OL to start every game for Bills since Joe DeLamielleure (1973).

**HONORS:** **1986:** Pro Football Writer's Association NFL All-Rookie . . . United Press International NFL All-Rookie . . . Pro Football Weekly NFL All-Rookie. **1990:** The Football News All-AFC. **1991:** Pro Bowl . . . The Football News All-AFC. **1992:** Pro Bowl . . . The Football News All-AFC . . . The Newspaper Enterprise Association Second-Team All-NFL.

**COLLEGE:** Four-year letterman and three-year starter . . . named All-SEC and third-team All-America by Associated Press as senior tri-captain . . . participated in Blue-Gray and Senior Bowl following senior season . . . helped lead team to 8-4 record and Hall of Fame Bowl appearance as freshman . . . holds degree in sociology.

**PERSONAL:** Full name is William Charles Wolford . . . born in Louisville, Ky. . . attended St. Xavier High School . . . won eleven athletic letters and was all-state basketball choice . . . Wolford and his wife, Jude, reside with their daughter, Grace (4/27/93), in Orchard Park, N.Y.

### NFL STADIUMS

#### American Football Conference

Club	Stadium	Capacity	Playing Surface
Buffalo	Rich Stadium	80,290	AstroTurf
Cincinnati	Riverfront Stadium	60,389	AstroTurf-8
Cleveland	Cleveland Stadium	78,512	Grass
Denver	Denver Mile High Stadium	76,273	Grass (PAT)
Houston	Astrodome	62,021	AstroTurf-8
Indianapolis	Hoosier Dome	60,129	AstroTurf
Kansas City	Arrowhead Stadium	77,872	AstroTurf-8
L.A. Raiders	Los Angeles Memorial Coliseum	92,488	Grass
Miami	Joe Robbie Stadium	73,000	Grass (PAT)
New England	Foxboro Stadium	60,794	Grass
N.Y. Jets	Giants Stadium	77,311	AstroTurf
Pittsburgh	Three Rivers Stadium	59,600	AstroTurf
San Diego	San Diego Jack Murphy Stadium	60,835	Grass
Seattle	Kingdome	64,757	AstroTurf

#### National Football Conference

Club	Stadium	Capacity	Playing Surface
Atlanta	Georgia Dome	71,594	AstroTurf
Chicago	Soldier Field	66,946	Grass
Dallas	Texas Stadium	65,024	Texas Turf
Detroit	Pontiac Silverdome	80,494	AstroTurf
Green Bay	Lambeau Field	59,543	Grass
L.A. Rams	Anaheim Stadium	69,008	Grass
Minnesota	Hubert H. Humphrey Metrodome	63,000	AstroTurf
New Orleans	Louisiana Superdome	69,057	AstroTurf
N.Y. Giants	Giants Stadium	77,311	AstroTurf
Philadelphia	Veterans Stadium	65,187	AstroTurf-8
Phoenix	Sun Devil Stadium	73,473	Grass
San Francisco	Candlestick Park	66,513	Grass
Tampa Bay	Tampa Stadium	74,296	Grass
Washington	RFK Stadium	55,677	Grass





## PROFILES OF COLTS 1993 DRAFT SELECTIONS

**SEAN DAWKINS**  
6-4 213

**Wide Receiver**  
**California**

**Draft-1, 1993**

**Born: February 3, 1971**

**COLLEGE:** Three-year letterman and two-year starter who totaled 120-2,028, 30 TDs receiving for career. . . career TD totals set school record, while receptions ranked 4th and yardage ranked 2nd. . . selected first-team All-America by Associated Press, The Sporting News, the Walter Camp Foundation, Football Writers Association and The Poor Man's Guide with 65-1,070, 14 TDs as junior, all school seasonal records. . . was unanimous All-Pac Ten choice. . . was 9-130, 3 TDs vs. San Jose State. . . was 6-156, 1 TD vs. Washington. . . was 7-93, 3 TDs vs. Southern Cal, 9-142 vs. Arizona, 5-72, 2 TDs vs. UCLA and 9-144, 2 TDs vs. Stanford for other top games. . . was 40-723, 11 TDs as sophomore. . . top games were 5-101, 1 TD against Oregon, 4-68, 3 TDs versus Southern California and 6-139, 2 TDs against Stanford. . . was 5-55, 1 TD in Citrus Bowl win over Clemson. . . had 66t vs. Stanford and 59t vs. Washington. . . was 15-235, 5 TDs as freshman. . . also totaled 7-18.0 KOR, 1-1-14 passing and 1-5 rushing. . . missed first three games with thigh bruise. . . was reserve until starting final two games. . . was 4-41 in Copper Bowl win over Wyoming. . . first career reception was 20t vs. Arizona. . . was 8-17.9 KOR and 3-11.7 PR for career. . . business major.

**PERSONAL:** Full name is Sean Russell Dawkins. . . born in Red Bank, N.J. . . attended Homestead (Calif.) High School. . . was 53-1,336, 16 TDs as senior to earn All-De Anza League and All-Central Coast Selection first-team honors. . . was second-team All-Bay Area and honorable mention all-state. . . lettered in track and was league champion in 200- (21.7) and 400-meter (48.5), both school records. . . also ran 4x100 relays. . . has 4.5 speed and 32-inch vertical leap. . . entered final collegiate season with 4.3% body fat. . . single. . . resides in Berkeley, Ca.

**ROOSEVELT POTTS**  
6-0 258

**Running Back**  
**Northeast Louisiana**

**Draft-2, 1993**

**Born: January 8, 1971**

**COLLEGE:** Three-year starter. . . career statistics included 658-3,061, 17 TDs rushing, 58-538, one TD receiving. . . career rushing total is school record. . . only player in school history to record two 1,000+ rushing campaigns. . . named All-America and All-Southland Conference by The Poor Man's Guide after totaling 201-1,004, eleven TDs rushing, 24-262, one TD receiving as senior. . . rushed for 100+ yards four times during season and twice in playoffs. . . began season as TB before switching to FB in fourth game. . . rushed 24-156, three TDs for top game vs. North Texas State. . . was 21-130 vs. Stephen F. Austin. . . was 19-122, three TDs in 78-27 win over Alcorn State in Division 1-AA playoffs. . . named third-team All-America and first-team All-SLC after 239-1,103, five TD's rushing, 22-171 receiving as junior. . . rushed career-high 28-166 vs. North Texas State. . . named SCL Offensive Player-of-the-Week after 30-162, one TD, vs. Northwestern (La.) State. . . named second-team All-America and first-team All-SLC by The NFL Draft Report after totaling 218-954, one TD rushing, 12-105 receiving as sophomore. . . set school mark with five consecutive 100+ rushing yardage outings. . . was 29-152 vs. Nicholls State for top outing. . . missed freshman year as Prop 48. . . education major.

**PERSONAL:** Full name is Roosevelt Bernard Potts. . . born in Rayville, La. . . attended Rayville High School. . . was three-time all-district and two-time Offensive Outstanding Player. . . rated state's top prospect by Lindy's Southeastern recruiting guide. . . career totals included 546-4,371 rushing with 80 TDs and 12 two-point conversions for 504 career points. . . single. . . resides in Rayville, La.



## 1993 DRAFT

**RAY BUCHANAN**  
5-9 193  
Born: September 29, 1971

**Defensive Back**  
Louisville

**Draft-3, 1993**

**COLLEGE:** Four-year letterman who started final three seasons . . . started at FS after shifting from CB as freshman . . . career totals included 273 tackles, 177 solo, 15 interceptions (159 yards), 13 passes defended, six blocked kicks, three fumbles recovered, three fumbles forced and one sack, along with 18-9.1 PR and 3-19.0 KOR . . . was third-team All-America by The Poor Man's Guide as senior with 95 tackles, 55 solo, four interceptions (61 yards), 10 passes defended, three fumbles recovered and two fumbles forced . . . had 16 tackles and one interception vs. Syracuse, 12 tackles and three passes defended vs. Florida and 10 tackles, one fumble recovered and two passes defended vs. Virginia Tech for top games . . . had 108 tackles, 68 solo, and a school seasonal record eight interceptions (89 yards) as junior . . . had three double-digit tackle games, with high of 20, 13 solo, vs. Army . . . had 59 tackles, 46 solo, three interceptions (nine yards), two passes defended and four blocked kicks (3 punts, 1 FG) as sophomore . . . blocked two punts (one for a safety) vs. Murray State . . . was Fiesta Bowl Defensive MVP vs. Alabama with two tackles, one fumble recovered and a recovery of a blocked punt for a touchdown in 34-7 win . . . had eleven stops as freshman reserve CB . . . had seven career double-digit tackle games . . . communications major.

**PERSONAL:** Full name is Raymond Louis Buchanan . . . born in Chicago, Ill. . . attended Proviso East (Ill.) High School . . . four-year grid letterman at S, CB and TB . . . rushed for 996 yards and had seven interceptions as senior . . . four-year letterman . . . has 4.45 speed . . . brother, Richard, was WR at Northwestern (1987-90) . . . single . . . resides in Louisville, Ky.

**DERWIN GRAY**  
5-10 190  
Born: April 9, 1971

**Defensive Back**  
Brigham Young

**Draft-4a, 1993**


**COLLEGE:** Four-year letterman who started final three seasons at FS . . . career totals included 281 tackles, 134 solo, 14 interceptions (103 yards, 2 TDs), 29 passes defended, four fumbles forced and three fumbles recovered (1 TD) . . . was honorable mention All-America by The NFL Draft Report, UPI and The Football News as senior with 80 tackles, 47 solo, five interceptions (13 yards), eleven passes defended, one fumble forced and one fumble recovered . . . was Jim Thorpe Award nominee . . . had 13 tackles, one interception (13 yards), one fumble forced and one fumble recovered vs. UCLA for top game . . . had 14 tackles and two passes defended vs. Notre Dame . . . had 127 tackles, 49 solo, three interceptions (33 yards), nine passes defended, two fumbles forced and two fumbles recovered as junior to earn All-WAC second-team honors . . . played through concussion and shoulder sprain at mid-season . . . had 19 tackles, one interception and one pass defended vs. Penn State for top game . . . had 62t fumble return and five stops against Colorado State . . . had 71 tackles, 37 solo, six interceptions (57 yards, 2 TDs), eight passes defended and one fumble forced as sophomore . . . set school record with three interceptions vs. New Mexico, including 17t return . . . had 30t interception vs. Wyoming . . . had 10 stops against San Diego State and eleven vs. Texas A&M in Holiday Bowl . . . played most of season with cast on fractured wrist . . . was reserve and special teamer as freshman . . . sports business management major.

**PERSONAL:** Full name is Derwin Lamont Gray . . . born in San Antonio, Tex. . . attended Judson-Converse High School . . . two-time grid letterman who earned first-team all-state selections . . . has 4.57 speed and 34-inch vertical leap . . . Gray and his wife, Vicki, reside in Provo, Utah.

**DEVON McDONALD**  
6-4 240  
Born: November 8, 1969

**Linebacker**  
Notre Dame

**Draft-4b, 1993**



**COLLEGE:** Four-year performer who started final three seasons and most of freshman year . . . started at LE as senior, RE as junior and OLB as sophomore and freshman . . . career totals included 182 tackles, 91 solo, 40 tackles for losses (154 yards), 16 sacks, four fumbles recovered, three fumbles forced and two passes defended . . . earned third-team All-America honors from The Poor Man's Guide as senior with 47 tackles, 30 solo, 15 tackles for losses (94 yards), 8.5 sacks and one pass defended . . . had seven tackles (three for losses) and three sacks vs. Northwestern . . . had eight tackles vs. Stanford . . . notched two sacks vs. Southern California . . . had 60 tackles, 29 solo, 13 tackles for losses (20 yards), three fumbles forced, 2.5 sacks and one fumble recovered as junior . . . had 15 tackles vs. Michigan and nine vs. Penn State for top games . . . had 41 tackles, 24 solo, six tackles for losses, two fumbles recovered and one sack as sophomore . . . had five stops vs. Colorado in Orange Bowl . . . totaled 34 tackles, eight solo, five tackles for losses, four sacks, one fumble recovered and one pass defended as freshman . . . had eight tackles and two sacks vs. Michigan State . . . had five stops vs. Colorado in 21-6 Orange Bowl win for national championship . . . was redshirt in 1988 . . . American Studies major.

**PERSONAL:** Full name is Devon Linton McDonald . . . born in Kingston, Jamaica . . . attended John F. Kennedy High School in Patterson, N.J. . . . lettered four years at OLB and was captain twice . . . was first-team all-state as senior and "Best of the Rest" pick by The Sporting News . . . lettered twice in basketball and track . . . played in state All-Star Game . . . twin brother, Ricardo, was D2-92 of Cincinnati Bengals . . . single . . . resides in South Bend, Ind.

**CARLOS ETHEREDGE**

6-5 236

Born: August 10, 1970

**Tight End**

**Miami**

**Draft-6, 1993**

**COLLEGE:** Four-year letterman who started final season at OT after playing as reserve TE and special teamer . . . started 10 games and Sugar Bowl against Alabama as senior OT after being shifted from TE prior to season . . . played in 10 games with no starts as junior TE . . . totaled 3-25, 1 TD receiving . . . had lone TD reception vs. Tulsa . . . was reserve TE as sophomore . . . lone seasonal reception was 10-yarder against Kansas . . . was 4-35, 1 TD receiving for career . . . action as freshman came on field goal and PAT squads . . . was redshirt in 1988 . . . criminal justice major.

**PERSONAL:** Full name is Carlos Sebastian Etheredge . . . born in Albuquerque, N.M. . . . attended Del Norte High School . . . was first-team all-state and second-team All-America as senior TE . . . helped lead club to 9-2 record . . . was also honorable mention all-state as DT . . . also lettered in basketball and track . . . single . . . resides in Miami, Fla.

**LANCE LEWIS**

5-11 224

Born: March 27, 1970

**Running Back**

**Nebraska**

**Draft-7, 1993**

**COLLEGE:** Four-year letterman who started final two seasons and most of sophomore year . . . career totals included 163-1,008, 5 TDs rushing, 4-54, 1 TD receiving and six solo tackles . . . was first-team All-Big Eight choice by The Poor Man's Guide with 62-482, 5 TDs rushing and 1-15, 1 TD receiving as senior . . . was National Back-of-the-Month for September with 24-243, 3 TDs rushing (10.1 avg.) . . . was 6-85, 1 TD (57t) vs. Utah, 6-78 vs. Arizona State and 7-67, 1 TD (34t) vs. Colorado for top games . . . helped school win seventh national rushing title in last 12 seasons . . . was 25-196 rushing as junior . . . averaged 3.5 knockdown blocks per game . . . was 6-79 vs. Missouri for top output . . . started six games at FB as sophomore and totaled 47-198 rushing and 3-39 receiving . . . was medical redshirt in 1989 . . . played in every game as freshman, totaling 29-132, 1 TD rushing . . . was 10-50, 1 TD vs. Kansas . . . had two tackles in Orange Bowl versus Miami . . . saw periodic defensive duty during career . . .



## 1993 DRAFT

played in Orange Bowls following freshman, junior and senior seasons . . . physical and elementary education major.

**PERSONAL:** Full name is Robert Lance Lewis . . . born in Scott City, Kan. . . attended Scott City High School . . . rushed for 1,600 yards and 24 TDs and totaled 133 tackles, 88 solo, six forced fumbles, two fumbles recovered and one interception as senior . . . was tabbed Kansas Player-of-the-Year by USA Today . . . scored half of school's state champion track team's 60 points by winning 100- and 200-meter and shot put events . . . was all-state choice at FB and LB . . . single . . . resides in Lincoln, Neb.

**MARQUISE THOMAS**  
6-4 255  
Born: May 25, 1971

**Linebacker**  
**Mississippi**

**Draft-8, 1993**

**COLLEGE:** Two-year letterman who played first two years at Taft (Calif.) Community College . . . attended Arizona in 1991 prior to transferring to Mississippi . . . totaled 40 tackles, 20 solo, and two sacks in final two years . . . started two of eleven games as senior . . . had 28 tackles, 15 solo . . . had seven tackles, three solo, against Kentucky and five stops versus Alabama and Vanderbilt for top efforts . . . had sack against Auburn . . . totaled 12 tackles, five solo, as junior . . . suffered hairline leg fracture prior to season and missed first eight games . . . was two-time JUCO all-state performer at Taft (1988 and 1989) where he led club to 24-1 record during career . . . helped undefeated team win California state championship as sophomore . . . had 119 tackles, 71 solo, six sacks, six fumbles forced, two fumbles recovered and one interception as sophomore . . . had 98 tackles, 63 solo, five fumbles forced, three fumbles recovered, three sacks and one interception as freshman . . . earned all-state nod at Taft . . . criminal justice major.

**PERSONAL:** Full name is Marquise Leslie Thomas . . . born in Fresno, Calif. . . attended Edison High School . . . was All-Northern California and Blue Chip All-America choice as LB with 366 tackles and 18 sacks for career . . . was 14-350, 1 TD for career as TE . . . led school to 27-13 record during career . . . lettered also in basketball, track and volleyball . . . single . . . resides in Oxford, Miss.

### IMPORTANT DATES

#### 1993

- April 25-26 . . . . NFL Draft
- April 30-May 1 . . Mini-Camp
- July 15 . . . . . Training Camp opens (Quarterbacks, rookies, free agents, injured veterans)
- July 22 . . . . . Veterans report to camp
- August 6-8 . . . . First weekend of preseason games
- August 19 . . . . Break training camp
- September 5 . . . Regular Season opens

#### 1994

- January 3 . . . . . Regular Season ends
- January 8-9 . . . . AFC and NFC First-Round Playoff Games
- January 15-16 . . AFC and NFC Second-Round  
Playoff Games
- January 23 . . . . . AFC and NFC Championship Games
- January 30 . . . . . Super Bowl XXVIII at Atlanta, Georgia
- February 6 . . . . . AFC-NFC Pro Bowl at Honolulu, Hawaii

# NATIONAL FOOTBALL LEAGUE



## NATIONAL FOOTBALL LEAGUE

410 Park Ave., New York, N.Y. 10022  
(212) 758-1500

Commissioner	Paul Tagliabue
President	Neil Austrian
Executive Vice President/League Counsel	Jay Moyer
Executive Vice President/Labor Relations Chairman	Harold R. Henderson
Vice President/Communications and Development	Joe Browne
Vice President/Broadcasting and Productions	Val Pinchbeck, Jr.
Vice President of Operations	Roger Goodell
Treasurer	Tom Sullivan
Executive Director/Special Events	Jim Steeg
General Counsel/Management Council	Dennis Curran
Director of International Public Relations	Pete Abitante
Director of Communications	Greg Aiello
Director of Player Personnel	Joel Bussert
Director of Administration	John Buzzeo
Director of Broadcasting Services	Dick Maxwell
Director of Labor Operations	John Jones
Director of Officiating	Jerry Seaman
Director of Game Operations	Jan Van Duser
Director of Planning	Don Weiss
Director of Security	Warren Welsh
AFC Director of Information	Leslie Hammond
NFC Director of Information	Reggie Roberts

### NFL PUBLIC RELATIONS DIRECTORS

#### American Football Conference

Buffalo	Denny Lynch	(716)	648-1800
Cincinnati	Al Heim	(513)	621-3550
Cleveland	Kevin Byrne	(216)	891-5000
Denver	Jim Saccomano	(303)	649-9000
Houston	Chip Namias	(713)	797-9111
Indianapolis	Craig Kelley	(317)	297-2658
Kansas City	Robert Moore	(816)	924-9300
Los Angeles Raiders	Al LoCasale	(213)	322-3451
Miami	Harvey Greene	(305)	620-5000
New England	Mike Hanson	(508)	543-8200
New York Jets	Frank Ramos	(212)	538-6600
Pittsburgh	Dan Edwards	(412)	323-1200
San Diego	Bill Johnston	(619)	280-2111
Seattle	Gary Wright	(206)	827-9777

#### National Football Conference

Atlanta	Charlie Taylor	(404)	945-1111
Chicago	Bryan Harlan	(708)	295-6600
Dallas	Rich Dalrymple	(214)	556-9900
Detroit	Bill Keenist	(313)	335-4131
Green Bay	Lee Rempel	(414)	496-5700
Los Angeles Rams	Rick Smith	(714)	535-7267
Minnesota	Dave Pelletier	(612)	828-6500
New Orleans	Rusty Kasmiersky	(504)	733-6147
New York Giants	Pat Hanlon	(201)	935-8111
Philadelphia	Ron Howard	(215)	463-2500
Phoenix	Paul Jensen	(602)	379-0101
San Francisco	Rodney Knox	(408)	562-4949
Tampa Bay	Rick Odioso	(813)	870-2700
Washington	Charlie Dayton	(703)	478-8900

#### Other Public Relations Contacts


Elias Sports Bureau	Seymour Siwoff	(212)	869-1530
Hall of Fame	Don Smith	(216)	456-8207
ABC-TV	Mark Mandel	(212)	456-4867
NBC-TV	Ed Markey	(212)	664-2014
CBS-TV	Lou D'Ermilio	(212)	975-1077
ESPN	Chris LaPlaca	(203)	585-2239
TNT	John Prenty	(404)	827-1735



## BUILDING THE COLTS

### HOW THE COLTS WERE BUILT

YEAR DRAFT	TRADE	FREE AGENTS/ WAIVERS
1982	Rohn Stark (2b)	
1984	Kevin Call (5b) Eugene Daniel (8)	
1985	Duane Bickett (1)	
1986	Jon Hand (1) Jack Trudeau (2)	Dean Biasucci
1987	Randy Dixon (4) Chris Goode (10)	
1988	Michael Ball (4) John Baylor (5) Jeff Herrod (9)	Clarence Verdin— (Washington)
1989		Chip Banks— (San Diego) Zefross Moss— (Dallas)
1990	Jeff George (1) Anthony Johnson (2) William Schultz (4b) Tony Walker (6)	† Sam Clancy (PB-Cleveland)  Jessie Hester Scott Radecic— (Buffalo) Tony Siragusa
1991	Mark Vander Poel (4) Kerry Cash (5)	Ken Clark
1992	Steve Emtman (1a) Quentin Coryatt (1b) Ashley Ambrose (2) Rodney Culver (4a) Tony McCoy (4b) Jason Belser (8a) Eddie Miller (9) Stephen Grant (10)	Charles Arbuckle † Reggie Langhorne— (PB-Cleveland) † Trevor Matich— (PB-N.Y. Jets) Skip McClendon Willis Peguese— (Houston) † Ron Solt— (PB-Philadelphia) Tony Stargell— (N.Y. Jets) Joe Staysniak Ed Toner † Tom Tupa (PB-Phoenix) Matt Vanderbeek
#NFL Supplemental Draft †Plan B Free Agent		



## 1992 NATIONAL FOOTBALL LEAGUE STANDINGS

### American Conference

#### Eastern Division

	W	L	T	Pct.
Miami*	11	5	0	.688
Buffalo#	11	5	0	.688
Indianapolis	9	7	0	.563
N.Y. Jets	4	12	0	.250
New England	2	14	0	.125

#### Central Division

	W	L	T	Pct.
Pittsburgh*	11	5	0	.688
Houston#	10	6	0	.625
Cleveland	7	9	0	.438
Cincinnati	5	11	0	.313

#### Western Division

	W	L	T	Pct.
San Diego*	11	5	0	.688
Kansas City#	10	6	0	.625
Denver	8	8	0	.500
L.A. Raiders	7	9	0	.438
Seattle	2	14	0	.125

### National Conference

#### Eastern Division

	W	L	T	Pct.
Dallas*	13	3	0	.813
Philadelphia#	11	5	0	.688
Washington#	9	7	0	.563
N.Y. Giants	6	10	0	.375
Phoenix	4	12	0	.250

#### Central Division

	W	L	T	Pct.
Minnesota*	11	5	0	.688
Green Bay	9	7	0	.563
Tampa Bay	5	11	0	.313
Chicago	5	11	0	.313
Detroit	5	11	0	.313

#### Western Division

	W	L	T	Pct.
San Francisco*	14	2	0	.875
New Orleans#	12	4	0	.750
Atlanta	6	10	0	.375
L.A. Rams	6	10	0	.375

#### \*Division Champions

#### AFC Wildcard—

SAN DIEGO 17, Kansas City 0  
BUFFALO 41, Houston 38 (OT)

#### AFC Playoffs—

Buffalo 24, PITTSBURGH 3  
MIAMI 31, San Diego 0

#### AFC Championship—

Buffalo 29, MIAMI 10

Super Bowl XXVII—DALLAS 52, Buffalo 17 at Rose Bowl (Pasadena, Calif.)

#### #Wildcard Teams

#### NFC Wildcard—

Washington 24, MINNESOTA 7  
Philadelphia 36, NEW ORLEANS 20

#### NFC Playoffs—

DALLAS 34, Philadelphia 10  
SAN FRANCISCO 20, Washington 13

#### NFC Championship—

Dallas 30, SAN FRANCISCO 20

# COLTS SEASON REVIEW

### Preseason (Won 2, Lost 2)

Date	Opponent	Colts-Opp.	Record	Attendance
8/ 8	NEW ENGLAND	34-14	W 1- 0	42,786
8/15	SEATTLE	10-27	L 1- 1	43,727
8/22	@Cincinnati	0-20	L 1- 2	55,362
8/28	@Kansas City	21-10	W 2- 2	65,557

### Regular Season (Won 9, Lost 7)

9/ 6	CLEVELAND	14- 3	W 1- 0	50,766
9/13	HOUSTON	10-20	L 1- 1	44,851
9/20	@Buffalo	0-38	L 1- 2	77,781
10/ 4	@Tampa Bay	24-14	W 2- 2	56,585
10/11	NEW YORK JETS	6- 3OT	W 3- 2	48,393
10/18	SAN DIEGO	14-34	L 3- 3	48,552
10/25	@Miami	31-20	W 4- 3	61,117
11/ 1	@San Diego	0-26	L 4- 4	40,324
11/ 8	MIAMI	0-28	L 4- 5	59,892
11/15	NEW ENGLAND	34-37 OT	L 4- 6	42,631
11/22	@Pittsburgh	14-30	L 4- 7	51,101
11/29	BUFFALO	16-13 OT	W 5- 7	50,221
12/ 6	@New England	6- 0	W 6- 7	19,429
12/13	@New York Jets	10- 6	W 7- 7	33,684
12/20	PHOENIX	16-13	W 8- 7	46,763
12/27	@Cincinnati	21-17	W 9- 7	47,837



# 1992 REVIEW

**WEEK ONE: Indianapolis Colts 14, Cleveland Browns 3**  
**September 6, 1992**      **Hoosier Dome (50,766)**

**12:00 p.m.**

Indianapolis recorded its first opening game victory in nine years with a 14-3 verdict over Cleveland. LB-Chip Banks had four sacks to lead a club record tying eleven sack assault on Cleveland QB-Bernie Kosar, while QB-Mark Herrmann totaled 15-24-177, one TD, one int., in relief of injured QB-Jeff George. RB-Rodney Culver posted 130 total yards (78 receiving/52 rushing). Banks was named AFC Defensive Player-of-the-Week. LB-Quentin Coryatt added two sacks as Indianapolis matched the previous franchise high established November 22, 1964 at the L.A. Rams.

<b>Browns</b>	<b>0</b>	<b>0</b>	<b>3</b>	<b>0</b>	<b>3</b>
<b>Colts</b>	<b>7</b>	<b>0</b>	<b>7</b>	<b>0</b>	<b>14</b>

### Scoring Summary

Colts 1	-8:52	Culver 1 run (Biasucci kick)	7-44	4:15	7-0
C	3 -3:54	Stover 20 FG	6-17	3:42	7-3
Colts 3	-7:27	Langhorne 26 pass from Herrmann (Biasucci kick)	7-62	3:33	14-3

<b>TEAM STATISTICS</b>	<b>Browns</b>	<b>Colts</b>
First Downs	13	15
Rushes/Yards	16-42	33-64
Net Passing Yards	103	172
Total Net Yards	145	236
Passing (A-C-I)	26-15-2	24-15-1
Sacks-Yards	11-72	1-5
Punts-Avg.	8-46.9	8-43.5
Fumbles/Lost	1/0	1/1
Penalties	6-59	7-55
Time of Possession	27:49	32:11

### INDIVIDUAL LEADERS:

Rushing— Browns:	Vardell 9-26; Hoard 5-15; Wolfley 1-2; Metcalf 1-(-1)
Colts:	Culver 19-52, 1 TD; Johnson 6-15; Carthon 2-3; Clark 2-3; Herrmann 3-(-2); Langhorne 1-(-7)
Passing— Browns:	Kosar 26-15-175-0-2 Sacked: 11-72
Colts:	Herrmann 24-15-177-1-1 Sacked: 1-5
Receiving— Browns:	Holohan 4-30; Jackson 3-49; Vardell 3-36; Holland 2-27; Hoard 1-16; Metcalf 1-11; Bavaro 1-6
Colts:	Culver 7-78; Hester 4-55; Langhorne 2-39, 1 TD; Carthon 1-3; Verdin 1-2


**WEEK TWO: Houston Oilers 20, Indianapolis Colts 10**  
**September 13, 1992**      **Hoosier Dome (44,851)**

**3:00 p.m.**

QB-Warren Moon thwarted Indianapolis' attempt for its best start since 1977 by passing 29-39-361 with two TDs to lead visiting Houston to a 20-10 win. RB-Lorenzo White (17-69 rushing, 4-106, one TD receiving) posted a solid outing. Houston controlled the ball for 34:10 while outgaining Indianapolis 419-162 in total yards. Indianapolis CB-Ashley Ambrose suffered a fractured ankle.



# 1992 REVIEW



Oilers	7	3	7	3	20
Colts	0	3	0	7	10

### Scoring Summary

H	1	– 7:27	White 69 pass from Moon (Del Greco kick)	10-96	5:19	0- 7
Colts	2	–14:18	Biasucci 37 FG	14-56	8:09	3- 7
H	2	– 6:12	Del Greco 27 FG	12-66	8:06	3-10
H	3	– 6:41	Jeffires 2 pass from Moon (Del Greco kick)	12-81	8:19	3-17
H	4	– 3:01	Del Greco 20 FG	13-78	9:27	3-20
Colts	4	– 0:06	Johnson 3 pass from Tupa (Biasucci kick)	6-51	1:13	10-20

TEAM STATISTICS	Oilers	Colts
First Downs	23	14
Rushes/Yards	21-69	21-56
Net Passing Yards	350	106
Total Net Yards	419	162
Passing (A-C-I)	39-29-0	25-14-1
Sacks-Yards	2-11	3-22
Punts-Avg.	2-52.0	4-58.3
Fumbles/Lost	3/0	1/0
Penalties	11-85	3-14
Time of Possession	34:10	25:50

### INDIVIDUAL LEADERS:

Rushing—	Oilers:	White 17-69; Moon 3-(-1); Brown 1-1
	Colts:	Culver 17-45; Johnson 1-11; Trudeau 2-1; Tupa 1-(-1)
Passing—	Oilers:	Moon 39-29-361-2-0 Sacked: 2-11
	Colts:	Tupa 20-10-92-1-1 Sacked: 3-22 Trudeau 5-4-36-0-0 Sacked: 0-0
Receiving—	Oilers:	Duncan 8-94; Harris 6-58; Jeffires 6-59, 1 TD; Givins 5-44; White 4-106, 1 TD
	Colts:	Brooks 5-61; Johnson 3-21, 1 TD; Culver 2-17; Hester 2-16; Cash 1-3; Langhorne 1-10

### WEEK THREE: Buffalo Bills 38, Indianapolis Colts 0 September 20, 1992 Rich Stadium (77,781) 8:00 p.m.

DB-Henry Jones returned two interceptions for touchdowns, and Buffalo's defense limited Indianapolis to 140 net yards in defeating the Colts, 38-0, in a nationally televised contest. QB-Tom Tupa's 10-yard fourth-quarter scramble marked the Colts longest rush of the day. DL-Bruce Smith paced the Bills defense with 11 total tackles and 2.5 sacks. Indianapolis' best scoring threat ended when K-Dean Biasucci's 48-yard FG hit the cross bar in the first quarter.

Colts	0	0	0	0	0
Bills	7	3	14	14	38

### Scoring Summary

B	1	– 0:33	Metzelaars 1 pass from Kelly (Christie kick)	11-69	4:43	0- 7
B	2	– 0:19	Christie 52 FG	5-15	1:08	0-10
B	3	–10:22	Gardner 1 run (Christie kick)	10-77	4:38	0-17



## 1992 REVIEW

B	3	— 7:17	Jones 23 interception return (Christie kick)	0-24
B	4	—11:32	Fina 1 pass from Kelly (Christie kick)	12-78 6:42 0-31
B	4	— 5:35	Jones 82 interception return (Christie kick)	0-38

TEAM STATISTICS	Bills	Colts
First Downs	24	9
Rushes/Yards	41-169	24-37
Net Passing Yards	211	103
Total Net Yards	380	140
Passing (A-C-I)	27-17-0	26-13-3
Sacks-Yards	0-0	5-39
Punts-Avg.	3-34.7	8-50.0
Fumbles/Lost	3/2	4/0
Penalties	7-44	11-82
Time of Possession	30:48	29:12

### INDIVIDUAL LEADERS:

Rushing—	Bills:	Davis 12-64; Thomas 14-42; Fuller 3-27; Gardner 5-19, 1 TD; Reed 2-17; Kelly 2-3; Reich 3-(-3)
	Colts:	Culver 14-14; Johnson 5-13; Tupa 2-10; Trudeau 3-0
Passing—	Bills:	Kelly 27-17-211-2-0 Sacked: 0-0
	Colts:	Trudeau 14-6-78-0-2 Sacked: 3-21 Tupa 12-7-64-0-1 Sacked: 2-18
Receiving—	Bills:	Metzelaars 6-53, 1 TD; Reed 5-77; Lamb 2- 36; Thomas 2-29; Davis 1-15; Fina 1-1, 1 TD
	Colts:	Cash 3-37; Hester 3-42; Johnson 3-31; Brooks 2-20; Culver 2-12

### WEEK FOUR: Indianapolis Colts 24, Tampa Bay Buccaneers 14 October 4, 1992 Tampa Stadium (56,585) 1:00 p.m.

QB-Jeff George made his first appearance since suffering a preseason thumb injury and rallied Indianapolis to 17 second-half points as the Colts posted a 24-14 victory. Tampa Bay led the Colts 116-2 in total net yards after the first quarter and 16-3 in first downs at the half. George hit WR-Jessie Hester with a 34-yard scoring strike on the team's initial second-half possession to knot the score at 14-14. K-Dean Biasucci's 45-yard FG gave the Colts their first lead, 17-14. George later hit TE-Kerry Cash on a 14-yard touchdown pass. LB-Jeff Herrod paced the Colts defense with 14 tackles.

Colts	7	0	10	7	24
Buccaneers	7	7	0	0	14

### Scoring Summary

TB	1	—10:05	Jennings 20 pass from Testaverde (Willis kick)	6-43 2:00 0- 7
Colts	1	— 8:51	Culver 2 run (Biasucci kick)	1- 2 0:04 7- 7
TB	2	—13:08	Cobb 1 run (Willis kick)	16-81 10:43 7-14
Colts	3	—12:19	Hester 34 pass from George (Biasucci kick)	5-71 2:41 14-14
Colts	3	— 5:49	Biasucci 45 FG	8-22 3:35 17-14
Colts	4	— 7:36	Cash 14 pass from George (Biasucci kick)	7-39 2:55 24-14

TEAM STATISTICS	Bucs	Colts
First Downs	28	15
Rushes/Yards	34-116	22-69

# 1992 REVIEW



Net Passing Yards	243	224
Total Net Yards	359	293
Passing (A-C-I)	48-24-2	33-15-3
Sacks-Yards	4-45	1-10
Punts-Avg.	5-40.2	6-40.5
Fumbles/Lost	3/1	0/0
Penalties	6-40	11-85
Time of Possession	37:28	22:32

## INDIVIDUAL LEADERS:

Rushing—	Buccaneers:	Cobb 23-76, 1 TD; Jennings 3-18; Testaverde 3-16; Brooks 5-6
	Colts:	Johnson 20-67; Culver 1-2, 1 TD; George 1-0
Passing—	Buccaneers:	Testaverde 47-23-286-1-2 Sacked: 4-45; Stryzinski 1-1-2-0-0 Sacked: 0-0
	Colts:	George 33-15-234-2-3 Sacked: 1-10
Receiving—	Buccaneers:	Dawsey 5-61; Carrier 5-51; Jennings 4-59, 1 TD; Drewrey 3-61; Hall 3-16; Hawkins 2-20; McDowell 1-11; Highsmith 1-9
	Colts:	Langhorne 4-77; Johnson 4-34; Hester 3-82, 1 TD; Brooks 3-27; Cash 1-14, 1 TD

## WEEK FIVE: Indianapolis Colts 6, New York Jets 3 (OT)

October 11, 1992

Hoosier Dome (48,393)

3:00 p.m.

K-Dean Biasucci's 47-yard field goal 3:01 into overtime gave Indianapolis a 6-3 decision over the New York Jets. Six Colts penetrations inside the Jet 25 in regulation produced only three points. At halftime, Indianapolis topped the Jets in total yardage (175-29) and in first downs (14-1) yet led only 3-0. Jets K-Cary Blanchard hit from 35 yards with :30 remaining in regulation to send the game to overtime. Indianapolis won the coin toss and marched 34 yards in eight plays to set up the game winning kick. The Jets penetrated the Colt 20 only once the entire contest. DE-Steve Emtman paced the Colts defense with 10 tackles and one sack (14 yards).

Jets	0	0	0	3	0	3
Colts	0	3	0	0	3	6

## Scoring Summary

Colts 2	—	4:43	Biasucci 31 FG	16-72	9:21	3-0
NYJ 4	—	0:30	Blanchard 35 FG	10-52	4:50	3-3
Colts OT	—	11:59	Biasucci 47 FG	8-34	2:54	6-3

TEAM STATISTICS	Jets	Colts
First Downs	8	22
Rushes/Yards	23-74	27-99
Net Passing Yards	73	183
Total Net Yards	147	282
Passing (A-C-I)	16- 6-0	40-20-1
Sacks-Yards	2-29	3-22
Punts-Avg.	6-38.5	3-40.3
Fumbles/Lost	1/1	1/0
Penalties	10-105	8-67
Time of Possession	23:51	39:10

## INDIVIDUAL LEADERS:

Rushing—	Jets:	Thomas 15-49; McNeil 4-7; Nagle 1-7; Mathis 1-6; Baxter 2-5
	Colts:	Johnson 15-75; Clark 4-8; Carthon 2-6; Brooks 1-6; Culver 3-2; George 2-2



# 1992 REVIEW

**Passing—** Jets: Nagle 16-6-102-0-0 Sacked: 2-29  
                   Colts: George 39-19-194-0-1 Sacked: 3-22  
                               Trudeau 1-1-11-0-0 Sacked: 0-0  
**Receiving—** Jets: Toon 3-62; Burkett 2-38; McNeil 1-2  
                   Colts: Brooks 7-65; Langhorne 5-57; Hester 3-36;  
                               Cash 2-24; Johnson 3-23

**WEEK SIX: San Diego Chargers 34, Indianapolis Colts 14**  
**October 18, 1992                      Hoosier Dome (48,552)                      12:00 p.m.**

RB-Rod Bernstine rushed for 150 yards and two TDs and San Diego capitalized on five Indianapolis turnovers in defeating the Colts, 34-14. For the second consecutive week, Indianapolis failed to convert on opportunities. A second quarter penetration to the Charger eight resulted in a George interception. K-Dean Biasucci later misfired from 44 yards. Trailing 17-7 in the third quarter, Indianapolis drove to the Charger three but suffered another George interception. The Colts finally scored on a three-yard George toss to tackle-eligible OL-Bill Schultz. San Diego responded with 17 fourth quarter points, ten following Colt fumbles, to ice the contest.

<b>Chargers</b>	<b>14</b>	<b>0</b>	<b>3</b>	<b>17</b>	<b>34</b>
<b>Colts</b>	<b>7</b>	<b>0</b>	<b>7</b>	<b>0</b>	<b>14</b>

**Scoring Summary**

SD 1 — 9:48 Bernstine 25 run (Carney kick) 8-81 5:12 0- 7  
 SD 1 — 6:18 Bernstine 2 run (Carney kick) 3-68 1:39 0-14  
 Colts 1 — 1:37 Johnson 8 pass from George  
                   (Biasucci kick) 11-80 4:41 7-14  
 SD 3 —12:20 Carney 23 FG 6-14 2:20 7-17  
 Colts 3 — 2:00 Schultz 3 pass from George  
                   (Biasucci kick) 5-38 2:55 14-17  
 SD 4 —13:13 Bieniemy 2 run (Carney kick) 7-80 3:47 14-24  
 SD 4 —10:40 Humphries 2 run (Carney kick) 2-10 0:50 14-31  
 SD 4 — 1:07 Carney 27 FG 9-38 6:08 14-34

<b>TEAM STATISTICS</b>	<b>Chargers</b>	<b>Colts</b>
First Downs	28	22
Rushes/Yards	38-212	17-37
Net Passing Yards	180	293
Total Net Yards	392	330
Passing (A-C-I)	17-12-1	41-28-2
Sacks-Yards	1-25	5-26
Punts-Avg.	1-41.0	2-55.0
Fumbles/Lost	2/2	3/3
Penalties	5-33	11-77
Time of Possession	33:13	26:47

**INDIVIDUAL LEADERS:**

**Rushing—** Chargers: Bernstine 23-150, 2 TD; Bieniemy 10-48, 1 TD; Harmon 3-13; Humphries 2-1, 1 TD  
                   Colts: Clark 6-28; Johnson 9-6; George 1-4; Culver 1-(-1)  
**Passing—** Chargers: Humphries 17-12-205-0-1 Sacked: 1-25  
                   Colts: George 39-27-318-2-2 Sacked: 4-24  
                               Trudeau 2-1-1-0-0 Sacked: 1-2  
**Receiving—**Chargers: Lewis 3-94; Miller 3-47; Walker 2-28; Bernstine 2-23; Young 1-9; Harmon 1-4  
                   Colts: Hester 8-105; Brooks 4-45; Johnson 4-42, 1 TD; Clark 4-38; Langhorne 4-30; Cash 2-55; Schultz 1-3, 1 TD; Culver 1-1

# 1992 REVIEW



**WEEK SEVEN: Indianapolis Colts 31, Miami Dolphins 20**  
**October 25, 1992 Joe Robbie Stadium (61,117)**

**4:00 p.m.**

QB-Jeff George dived for a one yard touchdown with 1:32 remaining and DE-Steve Emtman returned a fourth down interception for a 90-yard touchdown on the game's final play as Indianapolis upset previously unbeaten Miami, 31-20. Trailing 24-20, QB-Dan Marino marched the Dolphins to the Indianapolis seven with :32 remaining. Emtman's interception return iced the contest and tied for the third longest in team history and the longest in league history by a defensive lineman. Emtman (five tackles, one forced fumble, one interception, one sack) earned AFC Defensive Player of the Week honors. LB-Quentin Coryatt was lost for the season after suffering a displaced bone in his left wrist.

<b>Colts</b>	<b>0</b>	<b>7</b>	<b>7</b>	<b>17</b>	<b>31</b>
<b>Dolphins</b>	<b>0</b>	<b>7</b>	<b>7</b>	<b>6</b>	<b>20</b>

### Scoring Summary

M	2	—12:00	Higgs 2 run (Stoyanovich kick)	15-80	8:38	0- 7
Colts	2	— 0:53	Culver 4 run (Biasucci kick)	6-35	1:58	7- 7
M	3	— 3:23	Duper 48 pass from Marino (Stoyanovich kick)	6-75	4:03	7-14
Colts	3	— 0:55	Verdin 84 punt return (Biasucci kick)			14-14
Colts	4	— 9:47	Biasucci 32 FG	4- 4	1:00	17-14
M	4	— 6:01	Martin 12 pass from Marino (kick failed)	8-77	3:46	17-20
Colts	4	— 1:32	George 1 run (Biasucci kick)	10-73	4:29	24-20
Colts	4	— 0:00	Emtman 90 interception return (Biasucci kick)			31-20

<b>TEAM STATISTICS</b>	<b>Colts</b>	<b>Dolphins</b>
First Downs	20	24
Rushes/Yards	31-109	20-65
Net Passing Yards	153	348
Total Net Yards	262	413
Passing (A-C-I)	34-18-1	45-25-3
Sacks-Yards	3-26	1-7
Punts-Avg.	4-48.0	4-34.3
Fumbles/Lost	1/1	3/2
Penalties	10-70	6-49
Time of Possession	30:14	29:46

### INDIVIDUAL LEADERS:

Rushing—	Dolphins:	Higgs 18-50; 1 TD; Marino 1-10; Humphrey 1-5
	Colts:	Johnson 16-55; Clark 11-48; Culver 2-7, 1 TD; George 2-(-1), 1 TD
Passing—	Dolphins:	Marino 45-25-355-2-3 Sacked: 1-7
	Colts:	George 33-18-179-0-1 Sacked: 3-26 Johnson 1-0-0-0-0 Sacked: 0-0
Receiving—	Dolphins:	Paige 6-35; Martin 5-90, 1 TD; Clayton 3-67; Humphrey 3-33; Jackson 3-26; Banks 2-33; Duper 1-48, 1 TD; Baty 1-12; Higgs 1-11
	Colts:	Cash 6-66; Johnson 4-28; Hester 3-37; Langhorne 3-37; Brooks 2-11

**WEEK EIGHT: San Diego Chargers 26, Indianapolis Colts 0**  
**November 1, 1992 San Diego Jack Murphy Stadium (40,324) 4:00 p.m.**

QB-Stan Humphries tossed two scoring passes to WR-Nate Lewis, and San Diego's defense limited Indianapolis to 99 net yards in defeating the Colts,



## 1992 REVIEW

26-0. DE-Burt Grossman opened the scoring by sacking QB-Jeff George for a safety. K-John Carney's 33-yard field goal gave San Diego a 5-0 halftime lead. DB-Mike Prior's interception at the Colts 24 and LB-Chip Banks' fumble recovery at the Colts three thwarted additional Charger scoring drives. RB-Marion Butts (27-120) closed the scoring with a three-yard TD rush in the fourth quarter. Indianapolis, playing with a patchwork offensive line, failed to cross midfield until the fourth quarter and totaled only 12-30 rushing.

<b>Colts</b>	<b>0</b>	<b>0</b>	<b>0</b>	<b>0</b>	<b>0</b>
<b>Chargers</b>	<b>0</b>	<b>5</b>	<b>14</b>	<b>7</b>	<b>26</b>

### Scoring Summary

SD	2	-10:32	George sacked by Grossman	0-2
SD	2	-5:39	Carney 33 FG	8-50 4:53 0-5
SD	3	-8:02	Lewis 17 pass from Humphries (Carney kick)	7-76 4:53 0-12
SD	3	-1:35	Lewis 9 pass from Humphries (Carney kick)	9-69 5:19 0-19
SD	4	-4:18	Butts 3 run (Carney kick)	6-32 3:44 0-26

TEAM STATISTICS	Chargers	Colts
First Downs	26	8
Rushes/Yards	38-153	12-30
Net Passing Yards	247	69
Total Net Yards	400	99
Passing (A-C-I)	33-22-2	29-12-1
Sacks-Yards	1-9	7-45
Punts-Avg.	3-52.7	7-48.0
Fumbles/Lost	2/1	1/1
Penalties	7-70	7-43
Time of Possession	42:47	17:13

### INDIVIDUAL LEADERS:

Rushing—	Chargers:	Butts 27-120, 1 TD; Harmon 3-18; Bieniemy 4-13; Lewis 1-4; Humphries 1-2; Gagliano 2-(-4)
	Colts:	Johnson 11-28; George 1-2
Passing—	Chargers:	Humphries 33-22-256-2-2 Sacked: 1-9
	Colts:	George 18-7-53-0-1 Sacked: 6-32 Trudeau 11-5-61-0-0 Sacked: 1-13
Receiving—	Chargers:	Miller 6-105; Harmon 6-62; Lewis 2-26, 2 TD; Young 2-23; Butts 2-20; Walker 2-10; Jefferson 1-7; Bieniemy 1-3
	Colts:	Johnson 4-22; Hester 3-34; Langhorne 2-13; Verdin 1-21; Brooks 1-14; Cash 1-10

### WEEK NINE: Miami Dolphins 28, Indianapolis Colts 0 November 8, 1992

Hoosier Dome (59,892)

1:00 p.m.

QB-Dan Marino tossed two touchdown passes and RB-Mark Higgs rushed for 107 yards as Miami shutout Indianapolis, 28-0. Miami rolled up 453 net yards, while Indianapolis was held to 19-68 rushing and 193 net yards. The Colts failed to penetrate the Miami 30-yard line in being shutout two consecutive games for the first time since 1982. DE-Steve Emtman's rookie campaign came to an end after suffering damage to the anterior cruciate ligament in his left knee.

<b>Dolphins</b>	<b>14</b>	<b>7</b>	<b>0</b>	<b>7</b>	<b>28</b>
<b>Colts</b>	<b>0</b>	<b>0</b>	<b>0</b>	<b>0</b>	<b>0</b>

# 1992 REVIEW



## Scoring Summary

M	1	— 8:57	Jackson 2 pass from Marino (Stoyanovich kick)	10-69	6:03	0- 7
M	1	— 2:19	Higgs 3 run (Stoyanovich kick)	4-56	2:07	0-14
M	2	— 0:50	Banks 3 pass from Marino (Stoyanovich kick)	12-72	5:04	0-21
M	4	— 7:06	Paige 1 run (Stoyanovich kick)	13-90	8:31	0-28

TEAM STATISTICS	Dolphins	Colts
First Downs	28	11
Rushes/Yards	40-212	19-68
Net Passing Yards	241	125
Total Net Yards	453	193
Passing (A-C-I)	28-22-0	31-17-2
Sacks-Yards	1-4	2-13
Punts-Avg.	3-34.3	5-43.2
Fumbles/Lost	1/1	2/2
Penalties	4-30	4-40
Time of Possession	38:26	21:34

## INDIVIDUAL LEADERS:

Rushing—	Dolphins:	Higgs 20-107, 1 TD; Humphrey 10-56; Parmalee 6-38; Marino 1-12; Paige 1-1, 1 TD; Mitchell 2-(-2)
	Colts:	Johnson 11-37; George 2-18; Brooks 1-8; Culver 3-4; Clark 2-1
Passing—	Dolphins:	Marino 28-22-245-2-0 Sacked: 1-4
	Colts:	George 26-15-113-0-2 Sacked: 2-13 Trudeau 4-1-8-0-0 Sacked: 0-0 Stark 1-1-17-0-0 Sacked: 0-0
Receiving—	Dolphins:	Jackson 6-69, 1 TD; Humphrey 4-45; Higgs 4-41; Paige 3-20; Clayton 2-16; Banks 2-12, 1 TD; Duper 1-42
	Colts:	Langhorne 4-47; Cash 4-24; Johnson 4-17; Brooks 3-21; Prior 1-17; Hester 1-12

## WEEK TEN: New England Patriots 37, Indianapolis Colts 34 (OT) November 15, 1992 Hoosier Dome (42,631) 1:00 p.m.

K-Charlie Baumann's 18-yard field goal 3:25 into overtime gave New England a 37-34 verdict over Indianapolis. Baumann's 44-yard field goal as time expired in regulation sent the contest to overtime and capped a 10-play, 67-yard drive that began at the New England six-yard line with 1:39 remaining. The game featured six ties, and the Colts never trailed until Baumann's OT kick. New England turned four Colts turnovers into 20 points. Indianapolis RB-Anthony Johnson established a franchise record with 240 total yards (7-163 receiving, 20-77 rushing).

Patriots	14	7	0	13	3	37
Colts	14	7	3	10	0	34

## Scoring Summary

Colts	1	—12:43	Verdin 53 punt return (Biasucci kick)	7- 0
NE	1	—10:55	Pool 41 interception return (Baumann kick)	7- 7
Colts	1	— 5:19	Culver 1 pass from George (Biasucci kick)	4-30 1:27 14- 7
NE	1	— 0:28	Coates 2 pass from Zolak (Baumann kick)	9-76 4:51 14-14
Colts	2	— 0:58	Cash 23 pass from George (Biasucci kick)	7-85 2:20 21-14



## 1992 REVIEW

NE 2	— 0:12	McMurtry 65 pass from Zolak (Baumann kick)	3-67	0:46	21-21
Colts 3	— 10:29	Biasucci 48 FG	10-59	4:31	24-21
Colts 4	— 14:57	Culver 1 run (Biasucci kick)	7-78	3:25	31-21
NE 4	— 11:26	Singleton 82 interception return (Baumann kick)			31-28
NE 4	— 8:48	Baumann 36 FG	4- 4	2:26	31-31
Colts 4	— 6:08	Biasucci 33 FG	6-45	2:40	34-31
NE 4	— 0:00	Baumann 44 FG	10-67	1:39	34-34
NE OT	— 11:35	Baumann 18 FG	4-28	2:00	34-37

TEAM STATISTICS	Patriots	Colts
First Downs	18	26
Rushes/Yards	33-144	27-87
Net Passing Yards	226	330
Total Net Yards	370	417
Passing (A-C-I)	29-20-1	35-18-3
Sacks-Yards	4-35	0-0
Punts-Avg.	6-48.7	2-47.5
Fumbles/Lost	2/1	2/1
Penalties	11-104	5-40
Time of Possession	36:50	26:35

### INDIVIDUAL LEADERS:

Rushing— Patriots:	Vaughn 16-88; Stephens 9-34; Turner 4-15; Zolak 3-6; McMurtry 1-1
Colts:	Johnson 20-77; Culver 4-10, 1 TD; Clark 1-1; George 2-(-1)
Passing— Patriots:	Zolak 29-20-261-2-1 Sacked: 4-35
Colts:	George 35-18-330-2-3 Sacked: 0-0
Receiving— Patriots:	Fryar 5-65; Stephens 4-13; Timpson 3-54; Cook 3-31; Vaughn 2-32; McMurtry 1-65, 1 TD; Coates 1-2, 1 TD; Turner 1-(-1)
Colts:	Johnson 7-163; Langhorne 4-79; Brooks 3-47; Cash 1-23, 1 TD; Hester 1-11; Carthon 1-6; Culver 1-1, 1 TD

### WEEK ELEVEN: Pittsburgh Steelers 30, Indianapolis Colts 14 November 22, 1992 Three Rivers Stadium (51,101) 1:00 p.m.

RB-Barry Foster rushed for 168 yards and two touchdowns as Pittsburgh defeated Indianapolis, 30-14. Foster's 20-yard scoring rush in the first quarter and a pair of second quarter K-Gary Anderson field goals staked Pittsburgh to a 13-0 halftime lead. Colts QB-Jack Trudeau hit WR-Jessie Hester for 81 yards to the Steeler three-yard line on the first play of the second half, and RB-Rodney Culver ran over from a yard out one play later to cut the deficit to 13-7. Following DB-Darren Perry's 22-yard interception return, Foster rambled for a 13-yard score to give Pittsburgh a 20-7 cushion and thwart the Colts rally.

Colts	0	0	7	7	14
Steelers	7	6	14	3	30

### Scoring Summary

P 1	— 5:07	Foster 20 run (Anderson kick)	7-54	4:16	0- 7
P 2	— 10:55	Anderson 31 FG	8-43	3:22	0-10
P 2	— 2:12	Anderson 22 FG	10-69	6:00	0-13
Colts 3	— 13:07	Culver 1 run (Biasucci kick)	3-84	1:53	7-13
P 3	— 9:06	Foster 13 run (Anderson kick)	1-13	0:05	7-20
P 3	— 3:58	Thompson 2 run (Anderson kick)	6-56	3:35	7-27
Colts 4	— 14:51	Culver 4 pass from Trudeau (Biasucci kick)	11-80	4:07	14-27
P 4	— 2:06	Anderson 36 FG	14-62	10:12	14-30



# 1992 REVIEW



TEAM STATISTICS	Steelers	Colts
First Downs	20	16
Rushes/Yards	44-253	21-71
Net Passing Yards	109	258
Total Net Yards	362	329
Passing (A-C-I)	22-10-1	42-19-3
Sacks-Yards	0-0	1-8
Punts-Avg.	4-50.0	7-43.4
Fumbles/Lost	1/1	2/0
Penalties	5-37	11-79
Time of Possession	37:19	22:41

### INDIVIDUAL LEADERS:

**Rushing—** Steelers: Foster 28-168, 2 TD; Thompson 8-52, 1 TD; Stone 1-17; Hoge 3-14; Brister 4-2  
 Colts: Johnson 19-68; Culver 2-3, 1 TD

**Passing—** Steelers: Brister 22-10-109-0-1 Sacked: 0-0  
 Colts: Trudeau 41-19-266-1-3 Sacked: 1-8  
 Tupa 1-0-0-0-0 Sacked: 0-0

**Receiving—** Steelers: Foster 1-42; Mills 4-36; Thompson 2-16; Davenport 1-9; Hoge 2-6  
 Colts: Langhorne 8-98; Brooks 5-50; Hester 2-88; Johnson 2-4; Cash 1-22; Culver 1-4, 1 TD

### WEEK TWELVE: Indianapolis Colts 16, Buffalo Bills 13 (OT) November 29, 1992 Hoosier Dome (50,221) 4:00 p.m.

K-Dean Biasucci's 40-yard field goal 3:51 into overtime climaxed a second half comeback and gave Indianapolis a 16-13 victory over Buffalo. Biasucci's heroics, which ended Buffalo's five game winning streak, were set up by a 10-point fourth quarter Colts rally. Indianapolis TE-Charles Arbuckle, who entered the game with zero career receptions, totaled 9-106 receiving. His yardage output was the highest by a Colts tight end in 228 games (Raymond Chester, 4-122, 12-18-77). Buffalo entered the game with the AFC's top-rated offense, but failed to cross the Indianapolis 19 with the exception of Kelly's 65-yard third quarter TD strike to WR-Don Beebe.

<b>Bills</b>	<b>0</b>	<b>3</b>	<b>7</b>	<b>3</b>	<b>0</b>	<b>13</b>
<b>Colts</b>	<b>0</b>	<b>3</b>	<b>0</b>	<b>10</b>	<b>3</b>	<b>16</b>

### Scoring Summary

Colts 2 — 10:59 Biasucci 52 FG 10-45 5:12 3- 0  
 B 2 — 0:00 Christie 52 FG 9-46 0:53 3- 3  
 B 3 — 3:54 Beebe 65 pass from Kelly  
 (Christie kick) 7-95 1:37 3-10  
 B 4 — 11:17 Christie 44 FG 10-31 4:04 3-13  
 Colts 4 — 5:54 Culver 4 run (Biasucci kick) 9-75 5:23 10-13  
 Colts 4 — 1:07 Biasucci 23 FG 7-29 1:54 13-13  
 Colts OT—11:09 Biasucci 40 FG 8-56 3:51 16-13

TEAM STATISTICS	Bills	Colts
First Downs	16	22
Rushes/Yards	29-136	33-107
Net Passing Yards	176	305
Total Net Yards	312	412
Passing (A-C-I)	33-11-2	41-26-1
Sacks-Yards	1-8	4-32
Punts-Avg.	6-48.3	5-46.2
Fumbles/Lost	0/0	1/0
Penalties	5-35	6-30
Time of Possession	22:47	41:04



# 1992 REVIEW

## INDIVIDUAL LEADERS:

**Rushing—** Bills: Thomas 21-102; Davis 6-28; Kelly 1-5; Gardner 1-1  
 Colts: Johnson 13-50; Clark 14-45; Culver 5-10, 1 TD; Trudeau 1-2

**Passing—** Bills: Kelly 33-11-184-1-2 Sacked: 1-8  
 Colts: Trudeau 41-26-337-0-1 Sacked: 4-32

**Receiving—**Bills: Beebe 4-110, 1 TD; Thomas 3-37; Reed 2-21; Lofton 1-14; McKeller 1-2  
 Colts: Arbuckle 9-106; Hester 6-80; Langhorne 5-67; Johnson 3-34; Cash 2-42; Clark 1-8

**WEEK THIRTEEN: Indianapolis Colts 6, New England Patriots 0**  
**December 6, 1992 Foxboro Stadium (19,429) 1:00 p.m.**

K-Dean Biasucci hit first half field goals of 30 and 48 yards and Indianapolis posted its first shutout since 1988 in defeating New England, 6-0. Indianapolis' defense limited New England to 94 total net yards and 23 net passing yards, the fewest totals since October 3, 1976 when Tampa Bay totaled 89 total net yards and 13 net passing yards. New England's best scoring threat ended when K-Charlie Baumann's 37-yard field goal fell short in the second quarter. Colts LB-Duane Bickett had 10 tackles and 3.5 sacks (23.5 yards). The Colts last shutout occurred October 23, 1988 at San Diego (16-0), a span of 68 games.

Colts	3	3	0	0	6
Patriots	0	0	0	0	0

## Scoring Summary

Colts 1 — 0:00 Biasucci 30 FG 11-42 5:25 3-0  
 Colts 2 — 0:52 Biasucci 48 FG 6-18 0:36 6-0

TEAM STATISTICS	Patriots	Colts
First Downs	9	13
Rushes/Yards	21-71	34-65
Net Passing Yards	23	200
Total Net Yards	94	265
Passing (A-C-I)	31-11-0	35-23-1
Sacks-Yards	8-69	1-9
Punts-Avg.	10-36.7	7-36.7
Fumbles/Lost	0/0	1/1
Penalties	7-56	7-65
Time of Possession	23:06	36:54

## INDIVIDUAL LEADERS:

**Rushing—** Patriots: Russell 11-39; Zolak 2-26; Vaughn 6-3; Coates 1-2; Millen 1-1  
 Colts: Culver 28-53; Trudeau 5-6; Johnson 1-6

**Passing—** Patriots: Zolak 20-6-55-0-0 Sacked: 5-40  
 Millen 11-5-37-0-0 Sacked: 3-29  
 Colts: Trudeau 35-23-209-0-1 Sacked: 1-9

**Receiving—**Patriots: Fryar 5-50; Cook 3-22; McMurtry 2-12; Stephens 1-8  
 Colts: Cash 7-65; Culver 5-46; Langhorne 4-39; Arbuckle 3-23; Brooks 3-23; Hester 1-13

# 1992 REVIEW



**WEEK FOURTEEN: Indianapolis Colts 10, New York Jets 6**  
**December 13, 1992**      **Giants Stadium (33,684)**

**1:00 p.m.**

QB-Jack Trudeau hit TE-Charles Arbuckle on a 23-yard TD pass with 2:29 remaining as Indianapolis rallied to defeat the Jets, 10-6. Trudeau, who replaced starting QB-Jeff George with 8:23 remaining, guided the Colts 71 yards in five plays for the winning score. His 41-yard pass to TE-Kerry Cash from the Colts 29 kept the drive alive. The Jets failed to score a touchdown despite penetrating the Indianapolis 30 four times. The Colts held the Jets to a field goal after facing first-and-goal from the two-yard line late in the first half. George saw his first action in four weeks after returning from a broken metacarpal bone in his right hand.

<b>Colts</b>	<b>0</b>	<b>0</b>	<b>3</b>	<b>7</b>	<b>10</b>
<b>Jets</b>	<b>0</b>	<b>6</b>	<b>0</b>	<b>0</b>	<b>6</b>

**Scoring Summary**

NYJ 2 — 4:29	Blanchard 35 FG	10-62	6:11	0-3
NYJ 2 — 0:00	Blanchard 19 FG	11-66	1:48	0-6
Colts 3 — 7:34	Biasucci 31 FG	10-68	5:38	3-6
Colts 4 — 2:29	Arbuckle 23 pass from Trudeau (Biasucci kick)	5-71	0:56	10-6

**TEAM STATISTICS**

	<b>Jets</b>	<b>Colts</b>
First Downs	15	15
Rushes/Yards	26-104	23-64
Net Passing Yards	142	220
Total Net Yards	246	284
Passing (A-C-I)	33-13-3	38-20-2
Sacks-Yards	1-16	5-29
Punts-Avg.	4-44.0	8-41.6
Fumbles/Lost	3/2	1/0
Penalties	4-25	9-123
Time of Possession	28:23	31:37

**INDIVIDUAL LEADERS:**

<b>Rushing—</b>	<b>Jets:</b> Baxter 13-60; Hector 11-38; Chaffey 2-6
	<b>Colts:</b> Johnson 17-43; Culver 3-21; George 1-3; Trudeau 2-(-3)
<b>Passing—</b>	<b>Jets:</b> Nagle 33-13-158-0-3 Sacked: 1-16
	<b>Colts:</b> George 30-16-168-0-1 Sacked: 5-29 Trudeau 8-4-81-1-1 Sacked: 0-0
<b>Receiving—</b>	<b>Jets:</b> Burkett 6-110; Mathis 2-17; Brown 2-12; Chaffey 1-13; Moore 1-5; Mitchell 1-1
	<b>Colts:</b> Cash 7-104; Langhorne 5-71; Johnson 3-13; Hester 2-27; Arbuckle 1-23, 1 TD; Brooks 1-10; Carthon 1-1

**WEEK FIFTEEN: Indianapolis Colts 16, Phoenix Cardinals 13**  
**December 20, 1992**      **Hoosier Dome (46,763)**

**1:00 p.m.**

K-Dean Biasucci's 42-yard field goal with 0:49 remaining gave Indianapolis a 16-13 victory over Phoenix. Indianapolis trailed 10-0 before a 26-yard Biasucci field goal and 57-yard TD strike from QB-Jeff George to RB-Anthony Johnson knotted the contest. DB-Mike Prior paced the Colts defense and tied a club record with three interceptions of Cardinals QB-Chris Chandler. Prior's interception at the Colts 32 with 0:19 remaining iced the game.



## 1992 REVIEW

<b>Cardinals</b>	<b>7</b>	<b>3</b>	<b>0</b>	<b>3</b>	<b>13</b>
<b>Colts</b>	<b>0</b>	<b>3</b>	<b>7</b>	<b>6</b>	<b>16</b>

### Scoring Summary

P	1	—	3:11	Johnson 10 run (Davis kick)	14-79	9:27	0-	7
P	2	—	12:29	Davis 28 FG	7-21	3:47	0-10	
Colts	2	—	4:28	Biasucci 26 FG	9-45	4:13	3-10	
Colts	3	—	6:28	Johnson 57 pass from George (Biasucci kick)	5-86	2:04	10-10	
Colts	4	—	9:28	Biasucci 28 FG	15-66	8:40	13-10	
P	4	—	4:14	Davis 48 FG	7-22	3:39	13-13	
Colts	4	—	0:49	Biasucci 42 FG	9-50	3:25	16-13	

<b>TEAM STATISTICS</b>	<b>Cardinals</b>	<b>Colts</b>
First Downs	18	20
Rushes/Yards	34-159	20-47
Net Passing Yards	131	319
Total Net Yards	290	366
Passing (A-C-I)	25-11-3	41-25-1
Sacks-Yards	0-0	1-9
Punts-Avg.	4-39.3	3-52.0
Fumbles/Lost	0/0	2/1
Penalties	5-39	7-50
Time of Possession	32:21	27:39

### INDIVIDUAL LEADERS:

<b>Rushing—</b>	<b>Cardinals:</b>	Johnson 28-146, 1 TD; Chandler 5-12; Jones 1-1
	<b>Colts:</b>	Johnson 14-41; Culver 5-7; George 1-(-1)
<b>Passing—</b>	<b>Cardinals:</b>	Chandler 25-11-131-0-3 Sacked: 0-0
	<b>Colts:</b>	George 41-25-328-1-1 Sacked: 1-9
<b>Receiving—</b>	<b>Cardinals:</b>	Jones 5-70; Proehl 3-40; Centers 1-10; Hill 1-6; Reeves 1-5
	<b>Colts:</b>	Hester 8-97; Langhorne 6-76; Johnson 5-85, 1 TD; Brooks 3-42; Cash 2-14; Verdin 1-14

### WEEK SIXTEEN: Indianapolis Colts 21, Cincinnati Bengals 17 December 27, 1992 Riverfront Stadium (47,837) 1:00 p.m.

QB-Jack Trudeau led Indianapolis to three consecutive second-half touchdowns as the Colts posted their largest comeback victory since 1977 with a 21-17 win over Cincinnati. Trudeau, replacing injured starting QB-Jeff George, entered the contest with 6:06 remaining in the third quarter and Cincinnati leading, 17-0. He marched the Colts on three consecutive TD drives. Indianapolis' defense limited Cincinnati to 31 net yards on its final three possessions. WR-Jessie Hester caught a pass in his 46th consecutive game, breaking the club record of 45 held by Lenny Moore since 1961. The Colts' victory marked the club's greatest comeback since a 30-24 victory over New England after trailing 21-3 on December 18, 1977.

<b>Colts</b>	<b>0</b>	<b>0</b>	<b>7</b>	<b>14</b>	<b>21</b>
<b>Bengals</b>	<b>3</b>	<b>14</b>	<b>0</b>	<b>0</b>	<b>17</b>

# 1992 REVIEW



## Scoring Summary

C 1	- 3:54	Breech 25 FG	14-57	9:12	0- 3
C 2	-10:56	Fenner 12 run (Breech kick)	10-59	5:31	0-10
C 2	- 6:27	Fenner 35 run (Breech kick)	6-56	3:06	0-17
Colts 3	- 1:49	Cash 7 pass from Trudeau (Biasucci kick)	9-87	4:17	7-17
Colts 4	-11:14	Brooks 19 pass from Trudeau (Biasucci kick)	7-84	3:22	14-17
Colts 4	- 7:31	Culver 36 run (Biasucci kick)	5-56	1:52	21-17

TEAM STATISTICS	Bengals	Colts
First Downs	18	18
Rushes/Yards	37-197	15-92
Net Passing Yards	97	206
Total Net Yards	294	298
Passing (A-C-I)	18-12-0	31-22-0
Sacks-Yards	2-6	2-23
Punts-Avg.	2-42.5	4-35.3
Fumbles/Lost	3/1	1/0
Penalties	3-25	5-33
Time of Possession	34:12	25:48

## INDIVIDUAL LEADERS:

Rushing—	Bengals:	Fenner 17-79, 2 TD; Hollas 9-77; Green 9-39; Esiason 1-3; Ball 1-(-1)
	Colts:	Culver 14-92, 1 TD; George 1-0
Passing—	Bengals:	Hollas 17-12-103-0-0 Sacked: 2-6 Esiason 1-0-0-0-0 Sacked: 0-0
	Colts:	George 12-7-46-0-0 Sacked: 2-23 Trudeau 19-15-183-2-0 Sacked: 0-0
Receiving—	Bengals:	Holman 4-44; Rembert 4-40; McGee 2-15; Green 1-4; Fenner 1-0
	Colts:	Langhorne 8-71; Culver 7-51; Cash 3-18, 1 TD; Hester 2-57; Brooks 2-32, 1 TD

## 1992 SEASON LONG GAINERS

### LONGEST SCORING RUN FROM SCRIMMAGE

Colts: 36 yards Rodney Culver at Cincinnati 12/27  
Opp: 35 yards Derrick Fenner at Cincinnati 12/27

### LONGEST NON-SCORING RUN FROM SCRIMMAGE

Colts: 22 yards Rodney Culver at Cincinnati 12/27  
Opp: 34 yards Barry Foster at Pittsburgh 11/22

### LONGEST SCORING PASS COMPLETION

Colts: 57 yards Jeff George to Anthony Johnson vs. Phoenix 12/20  
Opp: 69 yards Warren Moon to Lorenzo White vs. Houston 9/13

### LONGEST NON-SCORING PASS COMPLETION

Colts: 81 yards Jack Trudeau to Jessie Hester at Pittsburgh 11/22  
Opp: 62 yards Stan Humphries to Nate Lewis vs. San Diego 10/18

### LONGEST INTERCEPTION RETURN

Colts: 90 yards Steve Emtman (Dan Marino) at Miami 10/25 (TD)  
Opp: 82 yards Henry Jones (Tom Tupa) at Buffalo 9/20 (TD)  
82 yards Chris Singleton (Jeff George) vs. New England 11/15 (TD)

### LONGEST PUNT RETURN

Colts: 84 yards Clarence Verdin at Miami 10/25 (TD)  
Opp: 24 yards Rod Woodson at Pittsburgh 11/22

### LONGEST KICKOFF RETURN

Colts: 42 yards Clarence Verdin vs. Miami 11/8  
Opp: 34 yards Randy Baldwin vs. Cleveland 9/6

### LONGEST PUNT

Colts: 64 yards Rohn Stark vs. Houston 9/13  
Opp: 61 yards Louie Aguiar at N.Y. Jets 12/13

### LONGEST FIELD GOAL

Colts: 52 yards Dean Biasucci vs. Buffalo 11/29  
Opp: 52 yards Steve Christie at Buffalo 9/20  
52 yards Steve Christie vs. Buffalo 11/29

### LARGEST ATTENDANCE


Home: 59,892 vs. Miami 11/8  
Road: 77,781 at Buffalo 9/20



# STATISTICS

## 1992 TEAM STATISTICS

	Colts	Opponents
<b>TOTAL FIRST DOWNS</b>	267	314
Rushing	70	129
Passing	174	164
Penalty	23	21
3rd Down: Made/Att.(%)	75/210 (35.7)	70/197 (35.5)
4th Down: Made/Att.(%)	5/8 (62.5)	6/15 (40.0)
<b>POSSESSION AVERAGE</b>	28:17	31:43
<b>TOTAL NET YARDS</b>	4368	5074
Avg. Per Game	273.0	317.1
Total Plays	969	1004
Avg. Per Play	4.5	5.1
<b>NET YARDS RUSHING</b>	1102	2174
Avg. Per Game	68.9	135.9
Total Rushes	379	495
<b>NET YARDS PASSING</b>	3266	2900
Avg. Per Game	204.1	181.3
Tackled/Yards Lost	44/318	39/336
Gross Yards	3584	3236
Att./Completions	546/305	470/260
Completion Pct.	55.9	55.3
Had Intercepted	26	20
<b>PUNTS/AVERAGE</b>	83/44.8	71/42.5
<b>NET PUNTING AVG.</b>	39.3	37.3
<b>PENALTIES/YARDS</b>	122/958	101/836
<b>FUMBLES/BALL LOST</b>	24/11	28/15
<b>TOUCHDOWNS</b>	24	34
Rushing	8	16
Passing	13	14
Returns	3	4



The Colts' home is located on 32 acres of land just west of I-465 on 56th Street. Built at a cost of more than \$4 million, the complex features three practice fields including two natural-turf fields and one AstroTurf surface.

The 43,500 square foot structure includes: spacious locker rooms; a steam room; a sauna; a 12' x 12' sunken hydrotherapy tank; a 24' x 78' training room; a 34' x 23' vestibule and lobby; and a 20' x 17' working press area. Three racquetball courts and a quarter-mile outdoor running track provides for cardiovascular exercise. The Colts moved into the facility in August of 1985.

# STATISTICS



## 1992 INDIVIDUAL

### RUSHING

	No.	Yds.	Avg.	LG	TD
Johnson	178	592	3.3	19	0
Culver	121	321	2.7	36t	7
Clark	40	134	3.4	13	0
George	14	26	1.9	13	1
Brooks	2	14	7.0	8	0
Carthon	4	9	2.3	5	0
Tupa	3	9	3.0	10	0
Trudeau	13	6	0.5	5	0
Herrmann	3	-2	-0.7	0	0
Langhorne	1	-7	-7.0	-7	0
<b>COLTS TOTAL</b>	<b>379</b>	<b>1102</b>	<b>2.9</b>	<b>36t</b>	<b>8</b>
Opp. Total	495	2174	4.4	35t	16

### PUNTING

	No.	Yds.	Avg.	Net	TB	In 20	LG	Blk.
Stark	83	3716	44.8	39.3	7	22	64	0
<b>COLTS TOTAL</b>	<b>83</b>	<b>3716</b>	<b>44.8</b>	<b>39.3</b>	<b>7</b>	<b>22</b>	<b>64</b>	<b>0</b>
Opp. Total	71	3021	42.5	39.3	5	24	61	0

### PUNT RETURNS

	Ret.	FC	Yds.	Avg.	LG	TD
Verdin	24	12	268	11.2	84t	2
Prior	1	12	7	7.0	7	0
<b>COLTS TOTAL</b>	<b>25</b>	<b>24</b>	<b>275</b>	<b>11.0</b>	<b>84t</b>	<b>2</b>
Opp. Total	45	18	313	7.0	24	0

### KICKOFF RETURNS

	No.	Yds.	Avg.	LG	TD
Verdin	39	815	20.9	42	0
Ambrose	8	126	15.8	26	0
Clark	3	54	18.0	20	0
Vanderbeek	1	6	6.0	6	0
<b>COLTS TOTAL</b>	<b>51</b>	<b>1001</b>	<b>19.6</b>	<b>42</b>	<b>0</b>
Opp. Total	36	630	17.5	34	0

### FIELD GOALS

	1-19	20-29	30-39	40-49	50+	Total
Biasucci	0- 0	3- 3	6-11	6-12	1- 3	16-29
<b>COLTS</b>	<b>0- 0</b>	<b>3- 3</b>	<b>6-11</b>	<b>6-12</b>	<b>1- 3</b>	<b>16-29</b>
Opp. Total	2- 2	8- 9	6-10	3- 4	2- 3	21-28

### PASSING

	Att.	Comp.	Yards	Pct.	Avg./Att.
George	306	167	1963	54.6	6.42
Trudeau	181	105	1271	58.0	7.02
Tupa	33	17	156	51.5	4.73
Herrmann	24	15	177	62.5	7.38
Stark	1	1	17	100.0	17.00
Johnson	1	0	0	0.0	0.00
<b>COLTS TOTAL</b>	<b>546</b>	<b>305</b>	<b>3584</b>	<b>55.9</b>	<b>6.56</b>
Opp. Total	470	260	3236	55.3	6.89



## STATISTICS

### RECEIVING

	No.	Yds.	Avg.	LG	TD
Langhorne	65	811	12.5	34	1
Hester	52	792	15.2	81	1
Johnson	49	517	10.6	57t	3
Brooks	44	468	10.6	26	1
Cash	43	521	12.1	41	3
Culver	26	210	8.1	27	2
Arbuckle	13	152	11.7	23t	1
Clark	5	46	9.2	17	0
Verdin	3	37	12.3	21	0
Carthon	3	10	3.3	6	0
Prior	1	17	17.0	17	0
Schultz	1	3	3.0	3t	1
<b>COLTS TOTAL</b>	<b>305</b>	<b>3584</b>	<b>11.8</b>	<b>81</b>	<b>13</b>
Opp. Total	260	3236	12.4	69t	14

### INTERCEPTIONS

	No.	Yds.	Avg.	LG	TD
Prior	6	44	7.3	19	0
Belser	3	27	9.0	21	0
Goode	2	93	46.5	47	0
Stargell	2	26	13.0	15	0
Emtman	1	90	90.0	90t	1
Bickett	1	14	14.0	14	0
Herrod	1	4	4.0	4	0
Banks	1	3	3.0	3	0
Baylor	1	1	1.0	1	0
Daniel	1	0	0.0	0	0
Radecic	1	0	0.0	0	0
<b>COLTS TOTAL</b>	<b>20</b>	<b>302</b>	<b>15.1</b>	<b>90t</b>	<b>1</b>
Opp. Total	26	461	17.7	82t	4

### SCORING

	TDR	TDP	TDRt	PAT	FG	S	TP
Biasucci	0	0	0	24/24	16/29	0	72
Culver	7	2	0	0/0	0/0	0	54
Cash	0	3	0	0/0	0/0	0	18
Johnson	0	3	0	0/0	0/0	0	18
Verdin	0	0	2	0/0	0/0	0	12
Arbuckle	0	1	0	0/0	0/0	0	6
Brooks	0	1	0	0/0	0/0	0	6
Emtman	0	0	1	0/0	0/0	0	6
George	1	0	0	0/0	0/0	0	6
Hester	0	1	0	0/0	0/0	0	6
Langhorne	0	1	0	0/0	0/0	0	6
Schultz	0	1	0	0/0	0/0	0	6
<b>COLTS TOTAL</b>	<b>8</b>	<b>13</b>	<b>3</b>	<b>24/24</b>	<b>16/29</b>	<b>0</b>	<b>216</b>
Opp. Total	16	14	4	33/34	21/28	1	302

### SCORE BY PERIODS

	1	2	3	4	OT	Total
<b>COLTS</b>	<b>38</b>	<b>29</b>	<b>58</b>	<b>85</b>	<b>6</b>	<b>216</b>
Opp. Total	80	71	69	79	3	302

### PASSING

TD	TD%	Int	Int %	Long	Sack/Lost	Rating
7	2.3	15	4.9	57t	27/188	61.5
4	2.2	8	4.4	81	11/ 85	68.6
1	3.0	2	6.1	19	5/ 40	49.6
1	4.2	1	4.2	27	1/ 5	81.4
0	0.0	0	0.0	17	0/ 0	118.8
0	0.0	0	0.0	0	0/ 0	39.6
<b>13</b>	<b>2.4</b>	<b>26</b>	<b>4.8</b>	<b>81</b>	<b>44/318</b>	<b>64.1</b>
14	3.0	20	4.3	69t	39/336	69.1





1992 DEFENSIVE

TACKLES

PLAYER	DEFENSIVE			SPECIAL TEAMS			QUARTERBACKS
	Total	Solo	Asst	Total	Solo	Asst	Sack-Yds
Herrod	138	99	39	1	1	0	2.0-21.0
Prior	91	74	17	2	2	0	
Radecic	89	65	24	5	3	2	
Bickett	89	62	27				6.5-47.5
Baylor	84	54	30				3.0-53.0
Goode	72	61	11				
Siragusa	65	47	18				3.0-24.0
Clancy	58	42	16				4.5-55.5
Daniel	56	49	7	2	1	1	2.0- 6.0
Belser	55	41	14	15	7	8	
Coryatt	54	41	13				2.0-21.0
Banks	51	37	14	1	1	0	9.0-53.0
Emtman	49	33	16				3.0-29.0
Stargell	28	20	8	2	0	2	
Hand	24	19	5				1.0- 5.0
McClendon	14	10	4				1.0- 2.0
Walker	12	10	2	6	1	5	1.0- 9.0
McCoy	10	5	5				1.0-10.0
Grant	9	5	4	14	7	7	
Ambrose	8	6	2	2	1	1	
Peguese	6	3	3				
Holloway	5	3	2	1	0	1	
Vanderbeek				18	7	11	
Ball				11	6	5	
Culver				7	1	6	
Cash				5	3	2	
Toner				5	2	3	
Johnson				4	1	3	
Matich				4	1	3	
Clark				3	2	1	
Biasucci				2	2	0	
Arbuckle				2	1	1	
Miller				2	1	1	


**INTERCEPTIONS:** Prior 6-44; Belser 3-27; Goode 2-93; Stargell 2-26; Emtman 1-90t; Bickett 1-14; Herrod 1-4; Banks 1-3; Baylor 1-1; Radecic 1-0; Daniel 1-0

**QUARTERBACK PRESSURES:** Siragusa 12; Bickett 8; Clancy 7; Emtman 6; Banks 5; Herrod 5; Hand 3; Goode 2; Baylor 1; Coryatt 1; Radecic 1

**PASSES DEFENSED:** Daniel 14; Goode 13; Prior 12; Stargell 10; Baylor 9; Belser 7; Herrod 6; Radecic 6; Ambrose 4; Banks 4; Bickett 4; Clancy 2; Coryatt 1; Holloway 1; Siragusa 1

**FORCED FUMBLES:** Hand 3; Coryatt 2; Baylor 2; Bickett 1; Emtman 1; Prior 1; Radecic 1; Stargell 1

**FUMBLES RECOVERED:** Baylor 2; Bickett 2; Banks 1; Coryatt 1; Herrod 1; McCoy 1; Prior 1; Radecic 1; Siragusa 1; Walker 1



# STATISTICS

## 1992 GAME-BY-GAME—TEAM

### OFFENSE

Opponent	FIRST DOWNS			NET OFF		RUSHING		PASSING		Comp.	TD	Int.	PEN No.-Yds.	PUNTS No./Avg.		
	T	R	P	Pen	T	PL	T	Att	Net						Sacks	Gross
CLEVELAND BROWNS	15	4	9	2	236	58	64	33	172	1/ 5	177	24	15	1	7- 55	8-43.5
HOUSTON OILERS	14	4	8	2	162	49	56	21	106	3/ 22	128	25	14	1	3- 19	4-58.3
@ Buffalo Bills	9	1	8	0	140	55	37	24	103	5/ 39	142	26	13	0	11- 82	8-50.0
@ Tampa Bay Buccaneers	15	4	9	2	293	56	69	22	224	1/ 10	234	33	15	2	11- 85	6-40.5
NEW YORK JETS	22	8	10	4	282	70	99	27	183	3/ 22	205	40	20	0	8- 67	3-40.3
SAN DIEGO CHARGERS	22	3	16	3	330	63	37	17	293	5/ 26	319	41	28	2	11- 77	2-55.0
@ Miami Dolphins	20	7	12	1	262	68	109	31	153	3/ 26	179	34	18	0	10- 70	4-48.0
@ San Diego Chargers	8	1	6	1	99	48	30	12	69	7/ 45	114	29	12	0	7- 43	7-48.0
MIAMI DOLPHINS	11	4	7	0	193	52	68	19	125	2/ 13	138	31	17	0	4- 40	5-43.2
NEW ENGLAND PATRIOTS	26	8	15	3	417	62	87	27	330	0/ 0	330	35	18	2	5- 40	2-47.5
@ Pittsburgh Steelers	16	3	12	1	329	64	71	21	258	1/ 8	266	42	19	1	11- 79	7-43.4
BUFFALO BILLS	22	6	16	0	412	78	107	33	305	4/ 32	337	41	26	0	6- 30	5-46.2
@ New England Patriots	13	2	11	0	265	70	65	34	200	1/ 9	209	35	23	0	7- 65	7-36.7
@ New York Jets	15	5	10	0	284	66	64	23	220	5/ 29	249	38	20	1	9- 123	8-41.6
PHOENIX CARDINALS	21	3	16	2	366	62	47	20	319	1/ 9	328	41	25	1	7- 50	3-52.0
@ Cincinnati Bengals	18	7	9	2	298	48	92	15	206	2/ 23	229	31	22	2	5- 33	4-35.3
<b>TOTAL</b>	<b>267</b>	<b>70</b>	<b>174</b>	<b>23</b>	<b>4368</b>	<b>969</b>	<b>1102</b>	<b>379</b>	<b>3266</b>	<b>44/318</b>	<b>3584</b>	<b>546</b>	<b>305</b>	<b>13</b>	<b>122-958</b>	<b>83-44.8</b>

# STATISTICS



## 1992 GAME-BY-GAME—TEAM

### DEFENSE

Opponent	FIRST DOWNS			NET OFF		RUSHING		PASSING		Comp.	TD	Int.	PEN No.-Yds.	PUNTS No./Avg.			
	T	R	P	Pen	T	PL	T	Att	Net						Sacks	Gross	Att.
CLEVELAND BROWNS	13	1	11	1	145	53	42	16	103	11/ 72	175	26	15	0	6- 59	8-46.9	
HOUSTON OILERS	23	4	18	1	419	62	69	21	350	2/ 11	361	39	29	2	11- 85	2-52.0	
@ Buffalo Bills	24	10	12	2	380	68	169	41	211	0/ 0	211	27	17	2	7- 44	3-34.7	
@ Tampa Bay Buccaneers	28	10	14	4	359	86	116	34	243	4/ 45	288	48	24	1	5- 40	5-40.2	
NEW YORK JETS	8	3	5	0	147	41	74	23	73	2/ 29	102	16	6	0	10-105	6-38.5	
SAN DIEGO CHARGERS	26	15	9	2	392	56	212	38	180	1/ 25	205	17	12	0	5- 33	1-41.0	
@ Miami Dolphins	24	5	17	2	413	66	65	20	348	1/ 7	355	45	25	2	6- 49	4-34.3	
@ San Diego Chargers	26	11	14	1	398	72	151	38	247	1/ 9	256	33	22	2	7- 70	3-52.7	
MIAMI DOLPHINS	28	16	12	0	453	69	212	40	241	1/ 4	245	28	22	2	4- 30	3-34.3	
NEW ENGLAND	18	6	12	0	370	66	144	33	226	4/ 35	261	29	20	2	11-104	6-48.7	
@ Pittsburgh Steelers	20	15	4	1	362	66	253	44	109	0/ 0	109	22	10	0	5- 37	4-50.0	
BUFFALO BILLS	16	7	9	0	312	63	136	29	176	1/ 8	184	33	11	1	5- 35	6-48.3	
@ New England Patriots	9	2	6	1	94	60	71	21	23	8/ 69	92	31	11	0	7- 56	10-36.7	
@ New York Jets	15	4	7	4	246	60	104	26	142	1/ 16	158	33	13	0	4- 25	4-44.0	
PHOENIX CARDINALS	18	8	8	2	290	59	159	34	131	0/ 0	131	25	11	0	5- 39	4-39.3	
@ Cincinnati Bengals	18	12	6	0	294	57	197	37	97	2/ 6	103	18	12	0	3- 25	2-42.5	
<b>TOTAL</b>	<b>314</b>	<b>129</b>	<b>164</b>	<b>21</b>	<b>5074</b>	<b>1004</b>	<b>2174</b>	<b>495</b>	<b>2900</b>	<b>39/336</b>	<b>3236</b>	<b>470</b>	<b>260</b>	<b>14</b>	<b>20</b>	<b>101-836</b>	<b>69-42.5</b>



# STATISTICS

## 1992 GAME-BY-GAME INDIVIDUAL RUSHING


Att-Yds-LG-TD

Opponent	Culver	Johnson	Carthon	Clark	George	Trudeau	Brooks
9/ 6 CLE	19- 52-12-1	6- 15-10-0	2- 3- 5-0	2- 3- 2-0			
9/13 HOU	17- 45-11-0	1- 11-11-0				2- 1- 1-0	
9/20 @ BUF	14- 14- 6-0	5- 13- 8-0				3- 0- 1-0	
10/ 4 @ TB	1- 2- 2t-1	20- 67-10-0			1- 0- 0-0		
10/11 NYJ	3- 2- 2-0	15- 75-16-0	2- 6- 4-0	4- 8- 7-0	2- 2- 3-0		1- 6- 6-0
11/18 SD	1- (1)- (1)-0	9- 6- 7-0		6- 28- 8-0	1- 4- 4-0		
10/25 @ MIA	2- 7- 4t-1	16- 55- 9-0		11- 48-12-0	2- (1)- 1t-1		
11/ 1 @ SD		11- 28-17-0			1- 2- 2-0		
11/ 8 MIA	3- 4- 2-0	11- 37-18-0		2- 1- 1-0	2- 18-13-0		1- 8- 8-0
11/15 NE	4- 10- 6-1	20- 77-19-0		1- 1- 1-0	2- (1)- 0-0		
11/22 @ PITT	2- 3- 2-1	19- 68-14-0					
11/29 BUF	5- 10- 4-1	13- 50- 9-0		14- 45-13-0		1- 2- 2-0	
12/ 6 @ NE	28- 53- 8-0	1- 6- 6-0				5- 6- 5-0	
12/13 @ NYJ	3- 21-14-0	17- 43-12-0			1- 3- 3-0	2- (3)-(1)-0	
12/20 PHO	5- 7- 6-0	14- 41-13-0			1- (1)-(1)-0		
12/27 @ CIN	14- 92-36t-1				1- 0- 0-0		
<b>TOTAL</b>	<b>121-321-36t-7</b>	<b>178-592-19-0</b>	<b>4- 9- 5-0</b>	<b>40-134-13-0</b>	<b>14- 26-13-1</b>	<b>13- 6- 5-0</b>	<b>2- 14- 8-0</b>

Tupa: 9/13 HOU . . . . . 1-(1)-(1)-0  
 9/20 @ BUF . . . . . 2-10-10-0

Herrmann: 9/6 CLE . . . . . 3-(2)-0-0

Langhorne: 9/6 CLE . . . . . 1-(7)-(7)-0



## 1992 GAME-BY-GAME INDIVIDUAL PASSING

Att-Comp-Yds-LG-TD-Int-Sack/Yds-Rating

Opponent	George	Trudeau	Tupa
9/ 6 CLE . . . . .			
9/13 HOU . . . . .			
9/20 @ BUF . . . . .			
10/ 4 @ TB . . . . .	33- 15- 234-42 - 2- 3- 1/ 10- 51.8		
10/11 NYJ . . . . .	39- 19- 194-22 - 0- 1- 3/ 22- 52.9	5- 4- 36-18 - 0- 0- 0/ 0- 96.7	20- 10- 92-19 - 1- 1- 3/ 22- 58.8
10/18 SD . . . . .	39- 27- 318-34 - 2- 2- 4/ 24- 89.5	14- 6- 78-22 - 0- 2- 3/ 21- 21.4	12- 7- 64-14 - 0- 1- 2/ 18- 38.2
10/25 @ MIA . . . . .	33- 18- 179-21 - 0- 1- 3/ 26- 57.5	1- 1- 11-11 - 0- 0- 0/ 0-112.5	
11/ 1 @ SD . . . . .	18- 7- 53-18 - 0- 1- 6/ 32- 23.8	2- 1- 1- 1 - 0- 0- 1/ 2- 56.3	
11/ 8 MIA . . . . .	26- 15- 113-18 - 0- 2- 2/ 13- 36.7	11- 5- 61-21 - 0- 0- 1/ 13- 63.1	
11/15 NE . . . . .	35- 18- 330-38 - 2- 3- 0/ 0- 67.6	4- 1- 8- 8 - 0- 0- 0/ 0- 39.6	
11/22 @ PITT . . . . .		41- 19- 266-81 - 1- 3- 1/ 8- 45.4	1- 0- 0- 0 - 0- 0/ 0- 0.0
11/29 BUF . . . . .		41- 26- 337-31 - 0- 1- 4/ 32- 79.0	
12/ 6 @ NE . . . . .		35- 23- 209-18 - 0- 1- 1/ 9- 69.8	
12/13 @ NYJ . . . . .	30- 16- 168-30 - 0- 1- 5/ 29- 56.0	8- 4- 81-41 - 1- 1- 0/ 0- 85.9	
12/20 PHO . . . . .	41- 25- 328-57t- 1- 1- 1/ 9- 84.2	19- 15- 183-29 - 2- 0- 0/ 0-141.9	
12/27 @ CIN . . . . .	12- 7- 46-11 - 0- 0- 2/ 23- 66.7		
<b>TOTAL</b>	<b>306-167-1963-57t- 7-15-27/188- 61.5</b>	<b>181-105-1271-81 - 4- 8-11/ 85- 68.6</b>	<b>33- 17- 156-19 - 1- 2- 5/ 40- 49.6</b>

Herrmann: 9/6 CLE . . . 24-15-177-27-1-1-1/5

Stark: 11/8 MIA . . . 1-1-17-17-0-0/0




# STATISTICS

## 1992 GAME-BY-GAME INDIVIDUAL RECEIVING

No-Yds-LG-TD

Opponent	Brooks	Hester	Langhorne	Verdin	Cash	Culver	Johnson
9/ 6 CLE		4- 55-18-0	2- 39-26t-1	1- 2- 2-0		7- 78-27-0	
9/13 HOU	5- 61-19-0	2- 16-10-0	1- 10-10-0		1- 3- 3-0	2- 17-12-0	3- 21-14-1
9/20 @ BUF	2- 20-13-0	3- 42-22-0			3- 37-22-0	2- 12- 7-0	3- 31-14-0
10/ 4 @ TB	3- 27-14-0	3- 82-42-1	4- 77-34-0		1- 14-14t-1		4- 34-18-0
10/11 NYJ	7- 65-21-0	3- 36-16-0	5- 57-22-0		2- 24-18-0		3- 23-11-0
10/18 SD	4- 45-15-0	8-105-29-0	4- 30-12-0		2- 55-34-0	1- 1- 1-0	4- 42-18-1
10/25 @ MIA	2- 11- 8-0	3- 37-17-0	3- 37-21-0		6- 66-19-0		4- 28-13-0
11/ 1 @ SD	1- 14-14-0	3- 34-18-0	2- 13- 8-0	1-21-21-0	1- 10-10-0		4- 22- 7-0
11/ 8 MIA	3- 21- 7-0	1- 12-12-0	4- 47-18-0		4- 24- 8-0		4- 17- 9-0
11/15 NE	3- 47-26-0	1- 11-11-0	4- 79-29-0		1- 23-23t-1	1- 1- 1t-1	7-163-38-0
11/22 @ PITT	5- 50-14-0	2- 88-81-0	8- 98-29-0		1- 22-22-0	1- 4- 4t-1	2- 4- 7-0
11/29 BUF	DNP	6- 80-26-0	5- 67-31-0		2- 42-23-0		3- 34-25-0
12/ 6 @ NE	3- 23- 8-0	1- 13-13-0	4- 39-18-0		7- 65-15-0	5- 46-14-0	
12/13 @ NYJ	1- 10-10-0	2- 27-20-0	5- 71-30-0		7-104-41-0		3- 13- 7-0
12/20 PHO	3- 42-22-0	8- 97-17-0	6- 76-23-0	1-14-14-0	2- 14- 7-0		5- 85-57t-1
12/27 @ CIN	2- 32-19t-1	2- 57-29-0	8- 71-20-0		3- 18- 9-1	7- 51-11-0	
<b>TOTAL</b>	<b>44-468-26-1</b>	<b>52-792-81-1</b>	<b>65-811-34-1</b>	<b>3-37-21-0</b>	<b>43-521-41-3</b>	<b>26-210-27-2</b>	<b>49-517-57t-3</b>
Arbuckle 11/29 BUF	9-106-22-0	Carthon 9/ 6 CLE	1-3-3-0	Clark 10/18 SD	4-38-17-0	Prior 11/8 MIA	1-17-17-0
12/ 6 @ NE	3- 23-11-0	9/13 HOU	1-6-6-0	11/29 BUF	1- 8- 8-0		
12/13 @ NYJ	1- 23t-23t-1	12/13 @ NYJ	1-1-1-0			Schultz 10/18 SD	1- 3- 3t-1



Fluids.  
Minerals.  
Energy.

Gatorade.  
Nothing  
works better.

Gatorade. For that deep down body thirst.

# INDIANAPOLIS COLTS ALPHABETICAL ROSTER — TRAINING CAMP 1993

## NUMERICAL ROSTER

No.	NAME	POS.	HT.	WT.	NFL EXP.	BIRTHDATE	COLLEGE
33B	AMBROSE, ASHLEY	DB	5-10	177	2	9/17/70	MISS. VALLEY STATE
81W	ARBuckle, CHARLES	TE	6-3	248	3	9/13/68	UCLA
31B	BALL, MICHAEL	DB	6-0	220	6	8/ 5/64	SOUTHERN UNIVERSITY
51B	BANKS, CHIP	LB	6-4	254	11	9/18/59	SOUTHERN CALIFORNIA
36B	BAYLOR, JOHN	DB	6-0	208	6	3/ 5/65	SOUTHERN MISSISSIPPI
56B	BEATTY, ERIC	DB	6-0	233	R	4/20/71	PURDUJE
29B	BEISLER, JASON	DB	5-9	187	2	9/28/70	OKLAHOMA
4W	BIASUCCI, DEAN	K	6-0	190	9	7/25/62	WESTERN CAROLINA
50B	BICKETT, DUANE	LB	6-5	251	12/ 1/62	12/ 1/62	SOUTHERN CALIFORNIA
5W	BORGOGNONE, DIRK	K	6-2	220	1	1/ 9/68	PACIFIC
60B	BRANDON, MICHAEL	DE	6-4	290	1	7/30/68	FLORIDA
34B	BUCHANAN, RAY	DB	5-9	193	R	9/29/71	LOUISVILLE
53B	BUTCHER, PAUL	LB	6-0	230	7	11/ 8/63	WAYNE STATE
71W	CALL, KEVIN	OT	6-7	308	10	11/13/61	COLORADO STATE
2W	CALLOWAY, ERNEST	WR	5-8	160	R	1/19/70	PURDUJE
88W	CASH, KERRY	TE	6-4	252	3	8/ 7/69	TEXAS
76B	CLANCY, SAM	DE	6-7	300	11	5/29/58	PITTSBURGH
32W	CLARK, KEN	RB	5-9	204	4	6/11/66	NEBRASKA
20B	COOK, BRYAN	DB	6-3	200	R	11/13/69	OHIO STATE
55B	CORYATT, QUENTIN	LB	6-3	250	2	8/ 1/70	TEXAS A&M
80W	COX, AARON	WR	5-10	178	6	3/13/65	ARIZONA STATE
35W	CULVER, RODNEY	RB	5-9	224	2	12/23/69	NOTRE DAME
38B	DANIEL, EUGENE	DB	5-11	188	10	5/ 4/61	LOUISIANA STATE
6W	DAWKINS, SEAN	WR	6-4	213	2	2/ 3/71	CALIFORNIA
69W	DIXON, RANDY	OG	6-3	305	7	3/12/65	PITTSBURGH
90B	EMTMAN, STEVE	DE	6-4	300	2	4/16/70	WASHINGTON
48W	ETHEREDGE, CARLOS	TE	6-5	236	R	8/10/70	MIAMI
93B	GARRETT, MURRAY	DE	6-4	285	1	7/28/69	EASTERN NEW MEXICO
11W	GEORGE, JEFF	DB	6-4	218	4	12/ 8/67	ILLINOIS
57B	GOODE, CHRIS	DB	6-0	199	7	9/17/63	ALABAMA

1W	Kerry Simien
2W	Ernest Calloway
3W	Rohn Stark
4W	Dean Biasucci
5W	Dirk Borgognone
6W	Sean Dawkins
7W	Tom Tupa
8W	Jason Johnson
10W	Jack Trudese
11W	Jeff George
12W	Erik White
20B	Bryan Cook
21B	Robbie Young
23W	Anthony Johnson
25W	Ronald Humphrey
26W	Lance Lewis
27W	Maury Toy
28W	Ed Toner
29B	Jason Belser
30B	Derwin Gray
31B	Michael Ball
32W	Ken Clark
33B	Ashley Ambrose
34B	Ray Buchanan
35W	Rodney Culver
36B	John Baylor
37B	Chris Goode
38B	Eugene Daniel
40W	Tim Lowery
41B	Derriel McConvey
42W	Roosevelt Potts
45B	Tom Starnes

## COLTS ALLTIME HEAD COACHES/ASSISTANTS

HEAD COACH	YEARS	RECORD	ASSISTANTS
Cecil Isbell	1947-49	9-22-1	Nick Campofreda; Don Edmunds; Andy Hewlitt; Joel Hunt; John Taylor (1947); Tom Stidman (1947-48); Lou Defilippo (1948); Bill Conkright; Walter Driskill; Mike Michalske; Charles O'Rourke (1949)
*1 Walter Driskill	1949	1-7	
Clem Crowe	1950	1-11	Joel Hunt; Wayne Millner; Rocco Pirro
Keith Molesworth	1953	3-9	Otis Douglas; Ray Richards; Nick Wasyluk
Weeb Ewbank	1954-62	61-52-1	Russ Murphy; Joe Thomas (1954); Frank Cumiskey; Charles Winner (1954-62); Tom Hughes (1955); Frank Lauterbur (1955-56); Herman Ball (1956-62); John Bridgers; Bob Shaw (1957-58); Don McCafferty; John Sandusky (1959-62)
Don Shula	1963-69	73-26-4	Gino Marchetti; Jim Mutscheller; Bill Pellington (1963); Charles Winner (1963-65); Don McCafferty; John Sandusky (1963-69); Bill Arnsparger; Dick Bielski (1964-69); Chuck Noll (1966-68); Bob Boyd (1969)
Don McCafferty	1970-72	26-11-1	Lou Rymkus (1970); Dick Bielski; Bob Boyd; Hank Bullough; John Idzik; John Sandusky (1970-72); Bob (Red) Miller (1971-72)
*2 John Sandusky	1972	4-5	
Howard Schnellenberger	1973-74	4-13	Ray Callahan; Bobby Franklin; Dick Voris (1973); Pete McCulley; George Sefcik; George Young (1973-74); Don Doll; Frank Lauterbur; Jerry Smith (1974)
*3 Joe Thomas	1974	2-9	
Ted Marchibroda	1975-79	41-36	Pete McCulley; Jerry Smith (1975-76); Frank Lauterbur (1975-77); Whitey Dovell (1975-78); Maxie Baughan; George Boutsellis (1975-79); Dick Bielski; Ed Khayat (1977-79); Ralph Hawkins (1978); John Symank; Ernie Zwahlen (1979)
Mike McCormack	1980-81	9-23	Dick Bielski; George Boutsellis; John Idzik; Ed Khayat; John Symank; Joe Vitt; Chuck Weber; Ray Wietecha (1980-81); Bob Boyd; Clyde Powers (1981)
Frank Kush	1982-84	11-28-1	Bud Carson (1982); Bob Valsente (1982-83); Zeke Bratkowski; Gunther Cunningham; Hal Hunter; Richard Mann; Roger Theder; Rick Venturi; Mike Westhoff (1982-84); George Catavolos; Tom Zupancic (1984)
*4 Hal Hunter	1984	0-1	
Rod Dowhower	1985-86	5-24	Steve Sidwell (1985); John Becker; George Catavolos; George Hill; Tom Lovat; Billie Matthews; Chip Myers; Keith Rowen; Rick Venturi; Tom Zupancic (1985-86); John Marshall (1986)
*5 Ron Meyer	1986	3-0	
Ron Meyer	1987-91	33-36	John Becker; George Hill; Tom Lovat; John Marshall; Chip Myers; Keith Rowen (1987-88); Leon Burnett; George Catavolos; Rick Venturi; Tom Zupancic (1987-91); Greg Briner (1989); Larry Kennan; Dante Scarnecchia (1989-90); Milt Jackson; Bill Muir; Brad Seely (1989-91); Dave Ahrens; Sylvester Croom; Steve Furness (1991)
*6 Rick Venturi	1991	1-10	
Ted Marchibroda	1992	9-7	Ron Blackledge; George Catavolos; Alex Gibbs; Gene Huey; Nick Nicolaou; Dwain Painter; Francis Peay; Jay Robertston; Brad Seely; Rick Venturi; Tom Zupancic (1992)

- \*1 Succeeded Isbell for last eight games
- \*2 Succeeded McCafferty for last nine games
- \*3 Succeeded Schnellenberger for last eleven games
- \*4 Succeeded Kush for last game
- \*5 Succeeded Dowhower for last three games
- \*6 Succeeded Meyer for last eleven games



## INDIANAPOLIS COLTS ALPHABETICAL ROSTER — TRAINING CAMP 1993

No.	NAME	POS.	HT.	WT.	NFL EXP.	BIRTHDATE	COLLEGE
33B	AMBROSE, ASHLEY	DB	5-10	177	2	9/17/70	MISS. VALLEY STATE
81W	ARBuckle, CHARLES	TE	6-3	248	3	9/13/68	UCLA
31B	BALL, MICHAEL	DB	6-0	220	6	8/ 5/64	SOUTHERN UNIVERSITY
51B	BANKS, CHIP	LB	6-4	254	11	9/18/59	SOUTHERN CALIFORNIA
36B	BAYLOR, JOHN	DB	6-0	208	6	3/ 5/65	SOUTHERN MISSISSIPPI
56B	BEATTY, ERIC	LB	6-0	233	R	4/20/71	PURDUDE
29B	BELSER, JASON	DB	5-9	187	2	5/28/70	OKLAHOMA
4W	BIASUCCI, DEAN	K	6-0	190	9	7/29/62	WESTERN CAROLINA
50B	BICKETT, DUANE	LB	6-5	251	9	12/ 1/62	SOUTHERN CALIFORNIA
5W	BORGOGNONE, DIRK	K	6-2	220	2	1/ 9/68	PACIFIC
60B	BRANDON, MICHAEL	DE	6-4	290	1	7/30/68	FLORIDA
34B	BUCHANAN, RAY	DB	5-9	193	R	9/29/71	LOUISVILLE
53B	BUTCHER, PAUL	LB	6-0	230	7	11/ 8/63	WAYNE STATE
71W	CALL, KEVIN	OT	6-7	308	10	11/13/61	COLORADO STATE
2W	CALLOWAY, ERNEST	WR	5-8	160	R	1/19/70	PURDUDE
88W	CASH, KERRY	TE	6-4	252	3	8/ 7/69	TEXAS
76B	CLANCY, SAM	DE	6-7	300	11	5/29/58	PITTSBURGH
32W	CLARK, KEN	RB	5-9	204	4	6/11/66	NEBRASKA
20B	COOK, BRYAN	DB	6-3	200	R	11/13/69	OHIO STATE
55B	CORYATT, QUENTIN	LB	6-3	250	2	8/ 1/70	TEXAS A&M
80W	COX, AARON	WR	5-10	178	6	3/13/65	ARIZONA STATE
35W	CULVER, RODNEY	RB	5-9	224	2	12/23/69	NOTRE DAME
38B	DANIEL, EUGENE	DB	5-11	168	10	5/ 4/61	LOUISIANA STATE
8W	DANKINS, SEAN	WR	6-4	213	7	2/ 3/71	CALIFORNIA
69W	DIXON, RANDY	OG	6-3	305	7	3/12/65	PITTSBURGH
90B	EMTMAN, STEVE	DE	6-4	300	2	4/16/70	WASHINGTON
48W	ETHEREDGE, CARLOS	TE	6-5	236	R	8/10/70	MIAMI
93B	GARRETT, MURRAY	DE	6-4	285	1	7/28/69	EASTERN NEW MEXICO
11W	GEORGE, JEFF	QB	6-4	218	4	12/ 8/67	ILLINOIS
37B	GOODE, CHRIS	DB	6-0	199	4	9/17/63	ALABAMA
30B	GRANT, STEPHEN	LB	6-0	231	2	12/23/69	WEST VIRGINIA
47W	HALL, DERWIN	DB	5-10	190	R	4/ 9/71	BRIGHTMAN YOUNG
94B	HALL, VICTOR	TE	6-3	288	1	12/ 4/68	AUBURN
78B	HAMLET, ANTHONY	DE	6-3	260	1	9/ 4/69	MIAMI
56W	HELD, MICHAEL	C	6-2	285	8	11/13/63	ALABAMA
54B	HERROD, JEFF	LB	6-0	249	6	7/29/66	MISSISSIPPI
84W	HESTER, JESSIE	WR	5-11	175	6	1/21/63	FLORIDA STATE
25W	HUMPHREY, RONALD	RB	5-10	201	1	3/ 3/69	MISS. VALLEY STATE
75B	JAMES, CLINT	DL	6-6	288	1	4/17/67	LOUISIANA STATE
23W	JOHNSON, ANTHONY	RB	6-0	222	4	10/25/67	NOTRE DAME
8W	JOHNSON, JASON	WR	5-11	184	3	11/ 8/65	ILLINOIS STATE
87W	JOHNSON, HENDRICKS	WR	6-2	185	3	7/31/68	NORTHERN ARIZONA
49W	JONES, MIKE	TE	6-3	259	3	11/10/66	TEXAS A&M
95W	LANGHORNE, REGGIE	WR	6-2	207	3	4/ 7/63	ELIZABETH CITY STATE
26W	LEWIS, LANCE	RB	5-11	224	R	3/27/70	NEBRASKA
63W	LOWDERMILK, KIRK	C	6-4	280	9	4/10/63	OHIO STATE
40W	LOWERY, TIM	RB	5-11	238	R	11/29/70	CLARK
64W	MATCH, TREVOR	OL	6-4	297	9	10/ 9/61	BRIGHTMAN YOUNG
95B	McClendon, SKIP	DL	6-7	302	4	4/ 9/64	ARIZONA STATE
41B	McCorvey, DERREL	DB	6-1	201	R	3/16/70	LOUISIANA STATE
61B	McCOY, TONY	NT	6-0	279	2	6/10/69	FLORIDA
57B	McDONALD, DEVON	LB	6-4	240	R	11/ 8/69	NOTRE DAME
86W	MILLER, EDDIE	WR	6-0	185	5	6/20/69	SOUTH CAROLINA
73W	MOSS, ZEFROSS	OT	6-6	338	2	8/17/66	ALABAMA STATE
96B	PEGUESE, WILLIS	DE	6-4	273	4	12/18/66	MIAMI
65W	PESEK, JIM	OL	6-4	293	R	10/28/69	ILLINOIS
42W	POTTS, ROOSEVELT	RB	6-0	206	R	11/ 8/71	NORTHEAST LOUISIANA
97B	RADECIC, SCOTT	LB	6-3	220	10	6/14/62	PENN STATE
52B	RATIGAN, BRIAN	LB	6-4	226	R	12/27/70	NOTRE DAME
74W	RAY, JOHN	OT	6-8	350	1	4/26/69	WEST VIRGINIA
62W	SCHULTZ, WILLIAM	OT	6-5	305	4	5/ 1/67	SOUTHERN CALIFORNIA
1W	SHARP, JERRY	OL	6-2	289	R	10/ 8/69	SYRACUSE
98B	SIMIEN, KERRY	WR	5-10	185	1	12/14/66	TEXAS A & I
66W	SIRAGUSA, TONY	NT	6-3	303	4	5/14/67	PITTSBURGH
29W	SOLT, RON	OG	6-3	280	10	5/19/62	MARYLAND
45B	STARGELL, TONY	DB	5-11	189	4	8/ 7/66	TENNESSEE STATE
3W	STARK, ROHN	P	6-3	203	12	5/ 4/59	FLORIDA STATE
79W	STAYSIAK, JOE	OT	6-4	296	3	12/ 8/66	OHIO STATE
98B	THOMAS, MARQUISE	LB	6-4	255	R	5/25/71	MISSISSIPPI
29W	TONER, ED	RB	6-0	240	2	3/22/68	BOSTON COLLEGE
27W	TONI, MAURY	RB	6-0	235	1	1/27/69	UCLA
1W	TUPA, EAM JACK	QB	6-3	227	8	9/ 9/62	ILLINOIS
7W	TUPA, TON	QB	6-4	230	6	2/ 6/66	OHIO STATE
72W	VANDER POEL, MARK	OT	6-7	303	3	3/ 5/68	COLORADO
58B	VANDERBEEK, MATT	LB	6-3	258	4	8/16/67	MICHIGAN STATE
61W	VERDIN, CLARENCE	WR	5-8	192	R	8/17/63	SW LOUISIANA
92B	VICKERS, KIPP	OL	6-2	245	4	9/27/69	MIAMI
12W	WALKER, TONY	LB	6-3	248	R	4/ 2/68	SE MISSOURI STATE
67W	WHITE, ERK	DB	6-6	215	R	9/12/70	BOWLING GREEN
21B	WOLFRID, WILL	OT	6-5	300	8	5/18/64	VANDERBILT
99B	YOUNG, ROBBIE	DB	6-1	191	R	10/23/71	VANDERBILT

## NUMERICAL ROSTER

1W	Kerry Simien
2W	Ernest Calloway
3W	Rohn Stark
4W	Dean Biasucci
5W	Dirk Borgognone
6W	Sean Dawkins
7W	Tom Tupa
8W	Jason Johnson
10W	Jack Trudeau
11W	Jeff George
12W	Erk White
20B	Bryan Cook
21B	Robbie Young
23W	Anthony Johnson
25W	Ronald Humphrey
26W	Lance Lewis
27W	Maury Toy
28W	Ed Toner
29B	Jason Belser
30B	Derwin Gray
31B	Michael Ball
32W	Ken Clark
33B	Ashley Ambrose
34B	Ray Buchanan
35W	Rodney Culver
36B	John Baylor
37B	Chris Goode
38B	Eugene Daniel
40W	Tim Lowery
41B	Derrill McConvey
42W	Roosevelt Potts
45B	Tony Stargell
47W	Victor Hall
48W	Carlos Etheredge
49W	Mike Jones
50B	Duane Bickett
51B	Chip Banks
52B	Brian Ratigan
53B	Paul Butcher
54B	Jeff Herrod
55B	Quentin Coryatt
56B	Eric Beatty
56W	Michael Heldt
57B	Devon McDonald
58B	Matt Vanderbeek
59B	Stephen Grant
60B	Michael Brandon
61B	Tony McCoy
61W	Kipp Vickers
62W	Jerry Sharp
63W	Kirk Lowdermilk
64W	Trevor Match
65W	Jim Pesek
66W	Ron Solt
67W	Will Wolford
68W	John Ray
69W	Randy Dixon
71W	Kevin Call
72W	Mark Vander Poel
73W	Zefross Moss
74W	William Schultz
75B	Clint James
76B	Sam Clancy
78B	Jon Hand
79W	Joe Staysiak
80W	Aaron Cox
81W	Charles Arbuckle
83W	Clarence Yardin
84W	Jessie Hester
85W	Reggie Langhorne
86W	Eddie Miller
87W	Hendricks Johnson
88W	Kerry Cash
90B	Steve Emtman
92B	Tony Walker
93B	Murray Garrett
94B	Anthony Hamlet
95B	Skip McClendon
96B	Willis Peguese
97B	Scott Radeic
98B	Tony Siragusa
99B	Marquise Thomas

Handwritten text in a vertical column on the right side of the page, likely bleed-through from the reverse side. The characters are small and difficult to decipher, but appear to be a continuous line of text.



## HISTORY OF THE COLTS

Professional football came to Indianapolis March 28, 1984, when Colts owner Robert Irsay moved the historic NFL franchise from Baltimore to Indianapolis—the friendly heart of the midwest.

The roots of the franchise go back to December 28, 1946, when the bankrupt Miami Seahawks of the All-America Football Conference were purchased and relocated in Baltimore by a group headed by Bob Rodenberg. As the result of a contest in Baltimore, won by Charles Evans of Middle River, Md., the team was renamed the "Colts."

On September 7, 1947, wearing green and silver uniforms, the Colts under Head Coach Cecil Isbell (formerly an All-American player and coach at Purdue University) won their initial AAFC game, 16-7, over the Brooklyn Dodgers. The team concluded its inaugural season before a record Baltimore crowd of 51,583 losing to the New York Yankees, 21-7. The Colts finished the year with a 2-11-1 record good for a fourth place finish in the Eastern Division.

The Colts completed the 1948 season with a 7-8 record, tying the Buffalo Bills for the division title. The Colts compiled a 1-11 slate in 1949. The All-American Football Conference and the National Football League merged in 1950 and the Colts became a member of the NFL. After posting a 1-11 record for the second consecutive year, the franchise was dissolved by the league on January 18, 1951 because of its failing financial condition.

After two full seasons without professional football, NFL Commissioner Bert Bell challenged the franchise in December of 1952 to sell 15,000 season tickets within six weeks in order to re-enter the NFL. That 15,000-ticket quota was reached in four weeks and three days.

On January 23, 1953, under the principal ownership of Carroll Rosenbloom, the NFL's Dallas Team franchise was moved to Baltimore where, keeping the "Colts" nickname, the Texas team colors of blue and white were inherited.

Before their first NFL season, the "new" Baltimore Colts engineered one of the biggest trades in sports history. In a deal with the Cleveland Browns involving 15 players, Baltimore received 10 Browns in exchange for five Colts. Among the players who came to Baltimore in the deal were Don Shula, Bert Rechichar, Carl Taseff and Art Spinney. These players helped the Colts open the 1953 NFL season with a 13-9 upset of the Chicago Bears in a game where Bert Rechichar set a then-NFL record with a 56-yard field goal.

In 1954, the Colts hired Weeb Ewbank as head coach. Ewbank would guide the Colts for the next nine seasons (the longest tenure of any Colts head coach) and lead the club to its first divisional and world championships.

On November 30, 1958, the Colts clinched their first Western Division title with a 35-27 win over San Francisco before a record home sellout crowd of 57,557. Four weeks later, Baltimore won its first World Championship, downing the New York Giants, 23-17, in the fabled "sudden-death" overtime contest at Yankee Stadium. The Colts repeated as champion in 1959, clinching their second Western Division crown and defeating the Giants, 31-16 in Baltimore for the World Title.

In January 1963, Don Shula replaced Weeb Ewbank as the team's third head coach since 1953. During the 1963 campaign, quarterback John Unitas led the Colts offense to eight team records



## HISTORY

---

and set a then-NFL individual passing mark of 237 completions. The Colts won a club record eleven consecutive games in 1964, enroute to clinching their third Western Conference title and first under Shula. During that campaign, Raymond Berry caught his 506th career pass and Lenny Moore scored 20 touchdowns, both NFL records at the time. The following year, Baltimore tied Green Bay for the Western Conference title. With halfback Tom Matte quarterbacking the club because of injuries to John Unitas and Gary Cuozzo, the Colts lost a controversial 13-10 "sudden-death" playoff contest to the Packers.

Under Shula, Baltimore made its first Super Bowl appearance in 1968. The club finished first in the Coastal Division with a 13-1 mark, then defeated Minnesota, 24-14, in the Western Conference Championship game and blanked Cleveland, 34-0, for the NFL Championship. The team went on to face the American Football League Champion New York Jets in Super Bowl III, losing a 16-7 upset.

In May of 1969, the NFL merged with the AFL and Baltimore, Pittsburgh and Cleveland joined the old AFL teams to form the American Football Conference of the NFL. For the 1970 season, the Colts were situated in the Eastern Division of the AFC and on September 20, the club won its first AFC game, 16-14, over San Diego. In mid-December, Baltimore clinched its first Eastern Division Championship with a 20-14 win at Buffalo, then defeated Cincinnati and Oakland in the playoffs to win the AFC Championship. On January 17, 1971, the Colts defeated the Dallas Cowboys in Super Bowl V, 16-13, on Jim O'Brien's 32-yard field goal with five seconds remaining in the game.

In July, 1972, the Colts came under new ownership as Robert Irsay acquired the club from Carroll Rosenbloom in exchange for the Los Angeles Rams.

In 1974, two young Colt stars established NFL records as running back Lydell Mitchell carried the ball 40 times against the New York Jets at Shea Stadium and quarterback Bert Jones completed 17 consecutive passes against the same Jet club later in the season. Mitchell set another mark that season, winning the league pass receiving title with 72 receptions.

In 1975, Mitchell would continue his record-setting pace by becoming the first running back in Colt history to rush for 1,000 yards, gaining 1,193 yards on 289 carries.


After posting a 2-12 record in 1974, Baltimore's fortunes began to change with the hiring of Ted Marchibroda as head coach in February, 1975. Marchibroda lead the Colts to three consecutive Eastern Division titles before posting back-to-back 5-11 seasons in 1978-79.

The Colts named Mike McCormack to replace Marchibroda as head coach in January, 1980. The Colts improved to a 7-9 record in 1980 before recording the worst record in Club history with a 2-14 slate in 1981.

On December 21, 1981, the Colts named Frank Kush to replace McCormack as Head Coach. In addition, Club owner Robert Irsay announced the appointment of Ernie Accorsi as General Manager on May 16, 1982.

Under Kush's guidance, the Colts recorded their first winning preseason record (3-2) since 1970. After two weeks of regular season play, a players' strike resulted in the loss of seven games per team from the 1982 schedule and each team played a nine game schedule. The Colts finished the season with a record of 0-8-1.

The Colts received the first selection in the April 26, 1983 NFL draft and selected Stanford quarterback John Elway. Six days later



on May 2, the Colts traded Elway to Denver in exchange for the Broncos' 1983 first round choice, offensive tackle Chris Hinton, along with quarterback Mark Herrmann and Denver's first round choice in the 1983 NFL draft.

In 1983, the Colts forged the biggest turnaround in NFL history for a team that had gone winless the previous season. The 1983 Colts were 6-4 after week 10 and then went 7-9 on the season. The Chris Hinton acquisition proved successful as the rookie earned a starting berth at offensive guard for the AFC in the Pro Bowl. The Colts' running game came together as Curtis Dickey and Randy McMillan combined for just shy of 2,000 yards rushing to rank first in the AFC and second in the NFL.

Following the 1984 season, President Robert Irsay and General Manager Jim Irsay appointed Rod Dowhower as Head Coach on January 28, 1985. Dowhower posted a 5-11 mark that season with a club which rushed for a conference-leading 2,439 yards, fifth-best in the NFL. The team averaged 5.0 yards per attempt to lead the NFL, while marking the first time in a decade that an AFC team achieved that feat.

On December 1, 1986, Ron Meyer succeeded Dowhower as Head Coach. Meyer earned a 36-35 regular season record with the club before being succeeded by Rick Venturi on October 1, 1991. Ted Marchibroda returned to the Colts as Head Coach on January 28, 1992. Marchibroda led the Colts to a 9-7 record in 1992, the second time he has guided the team to an NFL-best eight-game one season turnaround.

In more than 30 years of National Football League competition, the Colts have achieved a 287-289-7 record, including three World Championships and 10 Conference or Division titles. The Colts' regular season victory total of 276 is among the highest of any NFL club over the last three decades.

The success of the Colts franchise is exemplified by the number of Colts who have been inducted into the Pro Football Hall of Fame. A total of nine Colts have been selected for enshrinement including Raymond Berry, Art Donovan, Ted Hendricks, John Mackey, Gino Marchetti, Lenny Moore, Jim Parker, John Unitas and Head Coach Weeb Ewbank.

## HISTORICAL HIGHLIGHTS

**December 28, 1946**—Bankrupt Miami Seahawks franchise of All-America Football Conference is moved to Baltimore. Bob Rodenberg heads purchasing group and team renamed Colts via fan contest.

**February 10, 1947**—Cecil Isbell named head coach.

**September 7, 1947**—Colts win inaugural AAFC game, defeating Brooklyn Dodgers 16-7 before 27,418 fans at Baltimore Stadium.

**September 28, 1947**—New York Yankees defeat Colts 21-7 before a then-record Baltimore crowd of 51,583. Colts place fourth in Eastern Division with 2-11-1 record, while drawing 199,661 fans.

**Spring, 1948**—Colts reorganize with over 200 stockholders. Jake Embry named president and Walt Driskill, general manager.

**December 12, 1948**—Buffalo Bills win playoff game for Eastern Division title in Baltimore 28-17 in game marked by near riot. Colts finish 7-8 under Isbell. Dick Barwegen named all-league guard and attendance totals 244,502.

**Spring, 1949**—Driskill succeeds Embry as president, while continuing as general manager.



## HISTORY

---

**Fall, 1949**—Isbell fired after first four games and Driskill named coach. Team finishes seventh in Eastern Division with 1-11 record. Barwegen again named all-league.

**December 9, 1949**—National Football League and AAFC reach "peace" agreement and Colts enter NFL for 1950 season.

**December 18, 1949**—Abraham Watner named Colts' president.

**Spring, 1950**—Clem Crowe named head coach.

**December 10, 1950**—Colts conclude 1-11 season with 15-14 defeat to Yanks at Yankee Stadium. Yanks will later become the Baltimore Colts.

**January 18, 1951**—Watner withdraws franchise and is paid \$50,000 for players by NFL.

**December 3, 1952**—Commissioner Bert Bell, addressing Advertising Club, issues challenge to Colts fans to sell 15,000 season tickets in six weeks to re-enter NFL.

**December 8, 1952**—Ticket drive officially begins with quota reached in four weeks, three days.

**January 11, 1953**—Carroll Rosenbloom, with 52 percent control, heads ownership group including William F. Hilgenberg, Zanvyl Krieger, Thomas Mullan, Sr., and R. Bruce Livie.

**January 23, 1953**—Dallas Texan franchise moved to Baltimore, Don Kellett named president and general manager and Keith Molesworth, head coach.

**March 25, 1953**—Baltimore and Cleveland put together one of the biggest deals in sports history, a trade which involved 15 players. The Colts acquired 10 ex-Browns in exchange for five Colts. Players acquired by the Colts were quarterback Harry Agganis, tackle Dick Batten, end Gern Nagler, halfback Bert Rechichar, guard Ed Sharkey, tackle Stu Sheetz, halfback Don Shula, end Art Spinney, halfback Carl Taseff and guard Elmer Willhoite. Going to the Browns were linebacker Tom Catlin, tackle Don Colo, guard Hershel Forrester, tackle Mike McCormack and halfback John Pettibon.

**September 27, 1953**—Colts upset Chicago Bears 13-9 in NFL opener at Memorial Stadium before 23,715 fans.

**Spring, 1954**—Weeb Ewbank named head coach.

**February 4, 1957**—Carroll Rosenbloom named president.

**November 2, 1958**—Colts record club's first shutout, 56-0 over Green Bay Packers, to win sixth straight game and also set club record for largest margin of victory.

**November 16, 1958**—Colts defeat Chicago 17-0, marking first shutout for Bears in 149 games.

**November 30, 1958**—Colts clinch first Western Division title 35-27 over San Francisco before second straight record home sellout crowd of 57,577.

**December 28, 1958**—Colts defeat New York Giants 23-17 at Yankee Stadium in "sudden death" game for World Championship.

**December 12, 1959**—Colts score 24 fourth quarter points to rally from 10-point deficit and defeat Los Angeles 45-26 at the Coliseum for second Western Division championship.

**December 27, 1959**—Colts beat New York Giants 31-16 in Baltimore for second straight World Championship.

**December 11, 1960**—Touchdown passing streak by John Unitas snapped by Los Angeles at NFL record 47 games.



- January 8, 1963**—Don Shula relieves Weeb Ewbank as team's third head coach since 1953. Gino Marchetti and Bill Pellington later named first player-coach.
- December 15, 1963**—John Unitas concludes season with eight team and one then-NFL record of 237 completions.
- January 20, 1964**—Carroll Rosenbloom purchases all remaining stock to gain full ownership.
- November 22, 1964**—Colts win club record 10th straight game, 24-7 over Rams in Los Angeles, to clinch third Western Conference title.
- December 13, 1964**—Raymond Berry catches 506th career pass against Washington and Lenny Moore scores 20th touchdown of season, both NFL records at the time.
- December 27, 1964**—Browns defeat Colts 27-0 in NFL title game in Cleveland.
- December 26, 1965**—Packers edge Colts 13-10 in "sudden death" playoff for Western Conference crown. Tom Matte quarterbacks club in absence of injured John Unitas and Gary Cuozzo.
- June 8, 1966**—NFL and American Football League announce merger for 1970.
- January 23, 1967**—Don Kellett retires and Joe Campanella succeeds as general manager.
- February 15, 1967**—Joe Campanella, Colts GM passes away.
- March 17, 1967**—Publicity Director Harry Hulmes named general manager.
- November 5, 1967**—Colts score two late touchdowns to defeat world champion Packers 13-10 and snap five-game series losing string.
- December 17, 1967**—Unbeaten in 13 games (11-0-2), Colts drop final game of season in Los Angeles 34-10 to miss playoffs.
- August 3, 1968**—Art Donovan becomes first Colt to be included into Pro Football Hall of Fame.
- December 8, 1968**—Colts win Coastal Division title by virtue of Chicago's 17-16 win over Los Angeles. Colts defeated Green Bay 16-3 day before.
- December 22, 1968**—Colts defeat Minnesota 24-14 for Western Conference crown.
- December 29, 1968**—Colts shutdown Cleveland 34-0 for NFL championship and first title since 1958-59.
- January 12, 1969**—New York Jets defeat Colts 16-7 in Super Bowl III at Orange Bowl.
- May 17, 1969**—Baltimore, Pittsburgh, and Cleveland join old AFL teams to form American Football Conference as NFL realigns.
- January 6, 1970**—Don Klosterman named general manager.
- April 3, 1970**—Don McCafferty succeeds Don Shula as head coach. Shula quit to become head coach of Miami Dolphins.
- September 20, 1970**—Baltimore wins first AFC game, 16-14 over San Diego, in realigned NFL.
- December 13, 1970**—Colts clinch Eastern Division championship with 20-14 win at Buffalo.
- December 26, 1970**—Colts win AFC Divisional Playoff game with Cincinnati Bengals, 17-0.
- January 3, 1971**—Colts defeat Oakland 27-17 to win AFC Championship.
- January 17, 1971**—Colts win first AFC-NFC Super Bowl 16-13 over Dallas on Jim O'Brien's 32-yard field goal with five seconds to play at Orange Bowl.



## HISTORY

---

- March 18, 1971**—Steve Rosenbloom named president and Carroll Rosenbloom, chairman of the board.
- January 2, 1972**—Miami defeats Baltimore 21-0 in AFC title game at Orange Bowl. Colts qualified for playoffs as wild card team and defeated Cleveland 20-3 in AFC playoffs.
- July 26, 1972**—Robert Irsay acquires Colts from Carroll Rosenbloom in exchange for Los Angeles Rams. Joe Thomas named Vice President and General Manager.
- July 29, 1972**—Gino Marchetti inducted into Pro Football Hall of Fame, joining Art Donovan.
- October 16, 1972**—John Sandusky replaced Don McCafferty as head coach after fifth game of season.
- January 22, 1973**—John Unitas goes to San Diego.
- February 14, 1973**—Howard Schnellenberger named head coach.
- July 28, 1973**—Raymond Berry and Jim Parker inducted into Pro Football Hall of Fame.
- September 29, 1974**—Joe Thomas replaces Howard Schnellenberger as head coach.
- October 20, 1974**—Lydell Mitchell establishes NFL single game record of 40 carries (156 yards) in 35-20 win over New York Jets at Shea Stadium.
- December 15, 1974**—Bert Jones completes NFL record 17 consecutive passes and Lydell Mitchell wins league pass catching title with 72 receptions, record then for running backs.
- January 15, 1976**—Ted Marchibroda named head coach.
- August 2, 1975**—Lenny Moore inducted into Pro Football Hall of Fame.
- December 7, 1975**—Lydell Mitchell rushes 119 yards against New York Giants at Shea Stadium to become first Colt running back to rush for 1,000 yards in a season.
- December 14, 1975**—Colts defeat Miami 10-7 on Toni Linhart's 31-yard field goal with 2:16 left to play in overtime.
- December 21, 1975**—Colts complete greatest turnaround season in NFL history with ninth straight win, defeating New England 34-21 at Memorial Stadium to finish 10-4 and win Eastern Division title.
- December 12, 1976**—Baltimore for the second consecutive year captured the AFC Eastern Division Championship after defeating Buffalo 58-20 in last home game of regular season.
- January 25, 1977**—Colts name Dick Szymanski, former Club director of Pro Personnel as General Manager; Ernie Accorsi, a former Colt PR Director, named to the post of Assistant General Manager.
- November 20, 1977**—Lydell Mitchell breaks Lenny Moore's career rushing record of 5174 yds. Mitchell ended the '77 season with 5487 yds.
- December 18, 1977**—Colts defeat New England in the season finale 30-24 to clinch their third consecutive AFC Eastern Divisional title with a 10-4 record. The Colts winning TD came on a 88-yard drive, the longest in Colts history.
- July 29, 1978**—Weeb Ewbank inducted into the Pro Football Hall of Fame.
- July 28, 1979**—John Unitas inducted into the Pro Football Hall of Fame.
- December 16, 1979**—Joe Washington sets team record with 82 receptions to lead NFL.
- January 16, 1980**—Mike McCormack named Head Coach.





- December 21, 1981**—Frank Kush named Head Coach.
- May 16, 1982**—Ernie Accorsi named General Manager.
- September 20, 1982**—After two weeks of regular season play, the NFL Players Association called a players' strike at 12:00 midnight (ET). It was the first in-season work stoppage in league history. The regular season returned on Sunday and Monday, November 20-21. Eight weekends of the 16-week regular season were not played as scheduled. A ninth weekend of 14 games was rescheduled and played on Sunday and Monday, January 2-3, 1983. A total of 98 games were erased by the strike.
- April 26, 1983**—Colts select Stanford QB-John Elway with the first pick in the 1983 NFL draft.
- May 2, 1983**—Colts trade John Elway to Denver in exchange for Broncos' 1983 number one draft choice, OT-Chris Hinton, along with QB-Mark Herrmann and Denver's first round selection in the 1984 NFL draft.
- December 18, 1983**—Colts complete season at 7-9, marking the biggest turnaround in NFL history for a team that had gone winless the previous season.
- March 28, 1984**—Colts in Indianapolis
- April 18, 1984**—Indianapolis Colts tickets offered for sale. Overwhelming response yields 143,000 season ticket requests in two weeks.
- April 26, 1984**—Jim Irsay named general manager.
- December 13, 1984**—Hal Hunter named interim head coach.
- January 28, 1985**—Rod Dowhower named head coach.
- August 23, 1985**—Colts moved into new training complex in Indianapolis.
- April 19, 1986**—More than 10,000 fans visit Colts training complex during first-ever public open house.
- December 1, 1986**—Ron Meyer named head coach.
- September 22, 1987**—As in 1982, two weeks into the regular season the NFL Players Association called a players strike. The strike lasted 24 days, from September 22 to October 15. The 14 NFL games scheduled for the weekend of September 27-28 were canceled because of the strike. The League schedule resumed October 4-5 with replacement teams. Replacement teams played for three weekends (October 4-5, October 11-12, October 18-19) before regular players resumed play late weekend of October 25-26.
- October 31, 1987**—Colts obtain Eric Dickerson from the Los Angeles Rams in a trade also involving Buffalo. The Colts sent Cornelius Bennett to the Bills, while the Rams received six draft picks and two players.
- December 27, 1987**—Colts clinch AFC Eastern Division title with 24-6 home victory over Tampa Bay.
- October 31, 1988**—Colts defeated Denver, 55-23, in first Monday Night Game in Indianapolis. Eric Dickerson rushed for a club-record four touchdowns.
- April 20, 1990**—Colts trade OT-Chris Hinton, WR-Andre Rison and draft picks to Atlanta for first pick in 1990 NFL Draft, then select QB-Jeff George.
- August 4, 1990**—Ted Hendricks inducted into Hall of Fame.
- October 1, 1991**—Rick Venturi succeeded Ron Meyer as head coach.
- January 28, 1992**—Ted Marchibroda named head coach.
- August 1, 1992**—John Mackey inducted into Hall of Fame.
- December, 1992**—Colts 9-7 record marks eight-game seasonal improvement, tying best turnaround in NFL history.




# HALL OF FAME

## HALL OF FAME COLTS

### RAYMOND BERRY, End, 6-2, 187, SMU


Retired in 1967 as the leading pass receiver in NFL history with 631 receptions . . . selected as a "future" choice in the 20th round of the 1954 draft by the Colts . . . named All-Pro three times (1958-60) and played in five Pro Bowl games . . . led NFL in receiving in 1958-60 . . . holds NFL championship game records for yardage (178) and receptions (12), which he set in the 1958 "sudden death" title game against the New York Giants . . . last career touchdown reception came against Dallas at Memorial Stadium on December 3, 1967 and covered five yards . . . born February 27, 1933 in Corpus Christi, Texas . . . attended Paris (Texas) High School . . . inducted in the Hall of Fame July 28, 1973.



Year-Team	GP	No.	Yds.	Avg.	LG	TD
1955 - Balt	12	13	205	15.8	45	0
1956 - Balt	12	37	601	16.2	54	2
1957 - Balt	12	47	800	17.0	67t	6
1958 - Balt	12	56	794	14.2	54	9
1959 - Balt	12	66	959	14.5	55t	14
1960 - Balt	12	74	1298	17.5	70t	10
1961 - Balt	12	75	873	11.6	44	0
1962 - Balt	14	51	687	13.5	37	3
1963 - Balt	9	44	703	16.0	64t	3
1964 - Balt	12	43	663	15.4	46	6
1965 - Balt	14	58	739	12.7	40	7
1966 - Balt	14	56	786	14.0	40t	7
1967 - Balt	7	11	167	15.1	40	1
<b>TOTALS</b>	<b>154</b>	<b>631</b>	<b>9275</b>	<b>14.7</b>	<b>70t</b>	<b>68</b>

### ART DONOVAN, Defensive Tackle, 6-3, 265, Boston College

The first Colt to enter the Hall of Fame, Donovan was inducted August 3, 1968 . . . played from 1953-61 with the current Colt franchise and with Baltimore in 1950, the New York Yanks, 1951, and Dallas Texans, 1952 . . . All-Pro 1954-57 and played in the Pro Bowl game five times . . . one of the most popular Colts of all time . . . attended Notre Dame for one year, entered the Marines during World War II, and switched to Boston College after his service discharge . . . lettered four years (1946-49) as a tackle and was named All-East in 1948-49 . . . reported to training camp in 1962, but announced his retirement at age 37, before the season opened . . . he was honored and his jersey number, 70, retired in an emotional ceremony at Memorial Stadium on September 16, 1962 . . . attended St. Michael High School in New York City, where he was born June 5, 1925 in the Bronx.



### WEBB EW BANK, Head Coach 1954-62

Ewbank led the Colts to consecutive World Championships in 1958 and 1959 . . . defeated the N.Y. Giants 23-17 in sudden death overtime thriller called "the greatest game ever played" . . . beat the Giants again in '59 31-16 to win second world title . . . had a career mark of 59-52-1 in 9 seasons with Colts . . . left Baltimore in '62 to become head coach of the N.Y. Jets . . . led the Jets to a Super Bowl Championship in '68 defeating the Colts 16-7 in Super Bowl III . . . had a career coaching record





in New York of 71-77-6, giving him a career record of 130-129-7 for 20 years in the NFL/AFL . . . his 4-1 postseason mark gives him 134 career victories . . . is the only coach in NFL history to win world championships in both the NFL and AFL . . . nine years as head coach of the Colts is the longest coaching tenure in Colts history . . . born in Richmond, Indiana on May 6, 1907 . . . attended Richmond High School where he was a three-sport star . . . graduated from Miami of Ohio in 1928 . . . coached basketball for 13 years at Miami . . . coached with Paul Brown at the naval base at Great Lakes . . . rejoined Brown in '49 as the Cleveland Browns tackle coach . . . joined the Colts in 1954 succeeding Keith Molesworth.


**TED HENDRICKS**, Linebacker, 6-7, 215, University of Miami

Retired in 1983 as NFL leader with 215 consecutive games played, 14 with Green Bay, 70 with Colts and 131 with Raiders . . . was four-time All-Pro who played in eight Pro Bowls . . . named to All-AFC team three times as Colt, four times as Raider and was All-NFC once as Packer . . . selected by Colts in second round of 1969 AFL-NFL Draft, the 33rd selection overall . . . was three-time All-America at Miami, the school's first sophomore All-America . . . the tall and skinny-looking linebacker was tabbed "The Mad Stork" (a nickname he hated), but proved to be a punishing tackler and a player who could do irreparable damage to an offense . . . in 15 years, Hendricks blocked 25 field goals or extra points and was continually among his team's leader in quarterback sacks, and blocked passes . . . he recovered 16 opponents fumbles and intercepted 26 passes which he returned for 332 yards . . . also scored a record-tying four safeties, plus three touchdowns on an interception, a fumble recovery and a blocked punt . . . he played 1969-73 with Colts, including the club's Super Bowl V Championship season and was member of three championship Raiders teams . . . had uncanny ability to guess offensive philosophy and position himself in area to make the defensive play . . . is eighth Colt to be inducted in the Hall of Fame . . . grew up in Miami after being born on November 1, 1947 in Guatemala City, Guatemala . . . attended Hialeah High School in Miami.



**JOHN MACKEY**, Tight End, 6-2, 224, Syracuse University

Retired in 1973 after ten seasons in the NFL with 331 receptions for 5,236 yards and 28 touchdowns . . . became known as the prototype modern-era tight end, a punishing blocker, with great hands and speed . . . only the second tight end to be inducted into the Hall of Fame . . . was named All-Pro three times and selected to play in five Pro Bowls, his first after a sensational rookie season . . . was 35-726, and seven TDs as a rookie to lead the Colts in receiving yardage and average (20.6) . . . was also used as kickoff return specialist as rookie and averaged 30.1 yards per return . . . was named to the NFL's 50th anniversary team in 1969 . . . played with the Colts from 1963 to 1971, but ended pro career with San Diego in 1972 . . . best years were 1966, 1967 and 1968 when he was selected to the all-NFL team and the Pro Bowl each year . . . had lifetime highs in yardage (829 yards in 1966) and receptions (55 in 1967) during this period . . . also had nine TD receptions in 1966 and established big-play capability as six of the nine came on plays of 50 yards or more (51, 57, 64, 79, 83 and 89 yards) . . . his most famous play probably occurred in Super Bowl V when he grabbed a deflected pass and sprinted 75 yards for the game-tying touchdown in the eventual 16-13 Colts victory . . . had





# HALL OF FAME

outstanding career and senior season at Syracuse. . . performed at both halfback and end as senior and was one of the leaders of the College All Star squad that upset the Green Bay Packers in 1963. . . was roommate of Heisman Trophy winner Ernie Davis at Syracuse and graduated as member of the Dean's List with a degree in political science. . . is ninth Colt to be inducted into Hall of Fame. . . born September 21, 1941 in the Queens borough of New York City, but grew up in Roosevelt, N.Y., a Long Island community.


## **GINO MARCHETTI**, Defensive End, 6-4, 245, San Francisco

Marchetti, acclaimed as the greatest defensive end in pro football history during the 1969 NFL 50th anniversary, was inducted into the Hall of Fame on July 29, 1972. . . named All-Pro nine consecutive seasons (1956-64) and played in every Pro Bowl game from 1954 through 1964 with the exception of the 1958 game, which he missed with a broken ankle suffered in the "sudden death" championship game against the New York Giants. . . announced retirement after the 1963 season, in which he also served as an assistant coach, but reconsidered and played in 1964. . . retired again following the 1964 season, but returned to play in four games in 1966, when the Colts suffered heavy injuries in the defensive line. . . played his final game on December 18, 1966 in San Francisco. . . fought in the "Battle of the Bulge" during World War II at the age of 18, after graduating from Antioch (Calif.) High School. . . was a 1951 All-West Coast tackle selection at San Francisco and played in the East-West and College All-Star games. . . born January 2, 1927 in Smithers, West Virginia.



## **LENNY MOORE**, Running Back & Flanker, 6-1, 190, Penn State

Moore entered the Hall of Fame on August 2, 1975. . . retired in 1967 with 12,451 combined net yards in a 12-year career to rank 9th among the all-time NFL leaders. . . he gained 5174 yards rushing and 6039 yards on 363 receptions along with 1180 yards on kick-off returns and 56 yards on punt returns. . . scored 678 points on 113 touchdowns with stretches of 18 straight games scoring at least one touchdown and 11 straight scoring at least one touchdown rushing; both were NFL records. . . gained All-America honors at Penn State and was the number one draft pick of the Colts in 1956. . . was named 1956 Rookie of the Year. . . selected Comeback Player of the Year and Most Valuable Player in 1964, when he scored 20 touchdowns, after many thought his career had ended. . . born November 25, 1933 in Reading, Pa., and attended Reading High School.



### RUSHING

### RECEIVING


Year-Team	GP	No	Yds.	Avg.	LG	TD	No.	Yds.	Avg.	LG	TD
1956-Balt . . . .	12	86	649	7.5	79t	8	11	102	9.3	27	1
1957-Balt . . . .	12	98	488	5.0	55t	3	40	687	17.2	82t	7
1958-Balt . . . .	12	82	598	7.3	73t	7	50	938	18.8	77t	7
1959-Balt . . . .	12	92	422	4.6	31t	2	47	846	18.0	71	6
1960-Balt . . . .	12	91	374	4.1	57t	4	45	936	20.8	80t	9
1961-Balt . . . .	13	92	648	7.0	54t	7	49	728	14.9	72t	8
1962-Balt . . . .	10	106	470	4.4	25	2	18	215	11.9	80t	2
1963-Balt . . . .	7	27	136	5.0	25t	2	21	288	13.7	34	2
1964-Balt . . . .	14	157	584	3.7	32t	16	21	472	22.5	74t	3
1965-Balt . . . .	12	133	464	3.5	28t	5	27	414	15.3	52t	3
1966-Balt . . . .	13	63	209	3.3	18	3	21	260	12.4	36	0
1967-Balt . . . .	14	42	132	3.1	21	4	13	153	11.8	37	0
<b>TOTALS . . . .</b>	<b>143</b>	<b>1069</b>	<b>5174</b>	<b>4.8</b>	<b>79t</b>	<b>63</b>	<b>363</b>	<b>6039</b>	<b>16.6</b>	<b>82t</b>	<b>48</b>

Kick-Off Returns: 49 - 1180 - 24.1 - 92t - 1  
 Punt Returns: 14 - 56 - 4.0 - 15 - 0



## **JIM PARKER**, Guard and Tackle, 6-3, 272, Ohio State

A member of both the Professional and National Football Foundation Halls of Fame . . . the Colts first draft pick in 1957, after twice being named All-America (1955-56) as a guard at Ohio State. . . winner of the 1956 Outland Trophy as the nation's outstanding lineman. . . also played linebacker collegiately. . . his 1954 team won the Rose Bowl and the national championship. . . named to the modern all-time All-America college football team in 1969, which was selected as part of the 100th anniversary of college football. . . was all-pro eight consecutive seasons (1958-65) and played in the Pro Bowl following each of those seasons. . . started as the left tackle for the Colts, was moved in 1962 to left guard, and back to tackle in 1966. . . announced retirement near end of the 1967 season in which he only played in three games because of a leg injury. . . played in 139 consecutive games, the second longest string in Colt history. . . streak ended when he missed the Colts game with San Francisco at Memorial Stadium on Oct. 10, 1967. . . born April 8, 1934 in Macon, Georgia and attended Scott High School in Toledo, Ohio.



## **JOHN UNITAS**, QB, 6-1, 196, Louisville

1973 was the end of an era in the NFL. John Unitas, the greatest quarterback ever to put on shoulder pads, retired. After 18 years, Unitas left the game with a helmet full of records.

He was the first quarterback to pass for more than 40,000 yards. His NFL records include most consecutive seasons leading the league in touchdown passes (4) and most consecutive games with a TD pass (47), a feat that rivals Joe DiMaggio's 56-game hitting streak.


He ended his career ranked number one in NFL history in six categories: most passes attempted (5,186), most passes completed (2,830), most yards gained passing (40,239), most seasons 3,000 yards or more passing (3), most games with 300 yards or more passing (26) and most touchdown passes (290).

He also set several post-season marks including highest career completion percentage (62.9) and most yards gained in championship play (1,177).

In his 17 seasons with the Colts, he established 22 records. During his stay in Baltimore, Unitas was named the NFL's Most Valuable Player three times and played in 10 Pro Bowls, the most ever by a Colt. He was 5 times named All-Pro.

With Unitas calling signals, the Colts won World Championships in 1958 and 1959 and the Super Bowl title in 1970.

Unitas opened his quarterback career with the Colts throwing an interception for a TD to J.C. Caroline of the Bears on October 21, 1956. He ended his career with the Colts by throwing a TD to Eddie Hinton on December 3, 1972. Between those two passes he provided an entire generation of football fans with memories and moments that they will never forget.





## HALL OF FAME

- 1956 Called the "Cinderella Kid" sets NFL mark for completion percentage by a rookie 55.6%
- 1957 Throws for 2,550 yds and 24 TDs and is named NFL MVP.
- 1958 Led Colts to 23-17 overtime win against N.Y. Giants for World Championship.
- 1959 Throws record 32 TDs and leads team to second World Championship.
- 1960 Streak of 47 consecutive games with a TD pass ends. Sets an NFL record of 3,099 yds passing.
- 1963 Completes 237 passes for NFL record.
- 1964 Named the NFL's MVP, had only 6 of 305 pass attempts intercepted.
- 1966 Tops NFL record for career TDs with 232 and most yards gained passing 29,539.
- 1967 Leads the team to a 11-1-2 record and wins his third MVP award in the NFL.
- 1969 Named the NFL's greatest quarterback in honor of the 50th Anniversary of the league. Named the player of the decade by the Associated Press.
- 1970 Leads the team to its first AFC championship. Suffers a rib injury in the first half of the Colts 16-13 Super Bowl win over the Dallas Cowboys.
- 1973 Career ends with 40,239 yds passing on 5,186 attempts and 2,830 completions with 290 TDs, all NFL records.

Year-Team	Att.	Comp.	Yards	Pct.	TD	Int
1956-Balt	198	110	1498	55.6	9	10
1957-Balt	301	172	2550	57.1	24	17
1958-Balt	263	136	2007	51.7	19	7
1959-Balt	367	193	2899	52.6	32	14
1960-Balt	378	190	3099	50.3	25	24
1961-Balt	420	229	2990	54.5	16	24
1962-Balt	389	222	2967	57.1	23	23
1963-Balt	410	237	3481	57.8	20	12
1964-Balt	305	158	2824	51.8	19	6
1965-Balt	282	164	2530	58.2	23	12
1966-Balt	348	195	2748	56.0	22	24
1967-Balt	436	255	3428	58.5	20	16
1968-Balt	32	11	139	34.4	2	4
1969-Balt	327	178	2342	54.4	12	20
1970-Balt	321	166	2213	51.7	14	18
1971-Balt	176	92	942	52.3	3	9
1972-Balt	157	88	1111	56.1	4	6
1973-S.D.	76	34	471	44.7	3	7
<b>TOTALS</b>	<b>5186</b>	<b>2830</b>	<b>40239</b>	<b>54.6</b>	<b>290</b>	<b>253</b>

## THE FAMILY TREE

### Franchise

Years	Club Name	Home Field
1944-48	Bost Yanks (Founded by Kate Smith and Ted Collins)	Fenway Park
1949	New York Bulldogs	Polo Grounds
1950-51	New York Yanks	Yankee Stadium
1952	Dallas Texans	Cotton Bowl
1953-83	Baltimore Colts	Memorial Stadium
1984-	Indianapolis Colts	Hoosier Dome



**RETIRED COLTS JERSEYS**

- |    |               |                |               |
|----|---------------|----------------|---------------|
| 19 | Johnny Unitas | 70             | Art Donovan   |
| 22 | Buddy Young   | 77             | Jim Parker    |
| 24 | Lenny Moore   | 82             | Raymond Berry |
|    | 89            | Gino Marchetti |               |

**ALL-PRO COLTS**

*First-team selections only.*

- 1953 – Tom Keane, HB
- 1954 – Art Donovan, DT
- 1955 – Alan Ameche, FB; Art Donovan, DT; Bert Rechichar, HB
- 1956 – Art Donovan, DT; Gino Marchetti, DE
- 1957 – Milt Davis, DHB; Art Donovan, DT; Gino Marchetti, DE; John Unitas, QB
- 1958 – Raymond Berry, WR; Gene Lipscomb, DT; Gino Marchetti, DE; Lenny Moore, RB; Jim Parker, T; John Unitas, QB
- 1959 – Raymond Berry, WR; Gene Lipscomb, DT; Gino Marchetti, DE; Lenny Moore, RB; Andy Nelson, DHB; Jim Parker, T; Art Spinney, G; John Unitas, QB
- 1960 – Raymond Berry, WR; Gene Lipscomb, DT; Gino Marchetti, DE; Lenny Moore, RB; Jim Parker, T
- 1961 – Gino Marchetti, DE; Lenny Moore, RB; Jim Parker, T
- 1962 – Gino Marchetti, DE; Jim Parker, G-T
- 1963 – Gino Marchetti, DE; Jim Parker, G
- 1964 – Bob Boyd, DHB; Gino Marchetti, DE; Lenny Moore, RB; Jim Parker, G; John Unitas, QB; Bob Vogel, T
- 1965 – Bob Boyd, DHB; Jimmy Orr, FL; Jim Parker, G; John Unitas, QB; Bob Vogel, T
- 1966 – Bob Boyd, DHB; John Mackey, TE
- 1967 – John Mackey, TE; Willie Richardson, FL; John Unitas, QB; Bob Vogel, T
- 1968 – Bob Boyd, DHB; Mike Curtis, LB; John Mackey, TE; Earl Morrall, QB; Bob Vogel, T; Rick Volk, S
- 1969 – David Lee, P
- 1970 – David Lee, P; Jerry Logan, S; Bubba Smith, DE; Rick Volk, S
- 1971 – Ted Hendricks, LB; Bubba Smith, DE; Rick Volk, S
- 1975 – George Kunz, T
- 1976 – John Dutton, DE; Bert Jones, QB
- 1983 – Rohn Stark, P
- 1987 – Eric Dickerson, RB
- 1988 – Eric Dickerson, RB



## PRO-BOWL COLTS


### PRO BOWL COLTS

*Selections are listed by seasons and not by the year in which the Pro Bowl game was played. (\*) Pro Bowl Outstanding Players*

- 1953—Dick Barwegen, Art Donovan, Tom Keane, George Taliaferro  
1954—Art Donovan, Gino Marchetti, Buddy Young  
1955—Alan Ameche, Art Donovan, Gino Marchetti, Bert Rechichar, Dick Szymanski  
1956—Alan Ameche, Art Donovan, Gino Marchetti, Lenny Moore, Bert Rechichar  
1957—Alan Ameche, Art Donovan, Gino Marchetti, Jim Mutscheller, Bert Rechichar\*, John Unitas  
1958—Alan Ameche, Raymond Berry, Don Joyce, Gene Lipscomb, Lenny Moore, Jim Parker, John Unitas  
1959—Raymond Berry, Gene Lipscomb\*, Gino Marchetti, Lenny Moore, Jim Parker, Art Spinney, John Unitas\*  
1960—Gino Marchetti, Lenny Moore, Andy Nelson, Jim Parker, Art Spinney, John Unitas\*  
1961—Raymond Berry, Gino Marchetti, Lenny Moore, Jim Parker, John Unitas  
1962—Raymond Berry, Gino Marchetti, Jim Parker, Dick Szymanski, John Unitas  
1963—Raymond Berry, John Mackey, Gino Marchetti\*, Jim Parker, John Unitas\*  
1964—Raymond Berry, Bobby Boyd, Gino Marchetti, Lenny Moore, Jim Parker, Dick Szymanski, Bob Vogel, John Unitas  
1965—Jerry Logan, John Mackey, Jim Parker, Bob Vogel  
1966—Ordell Braase, Lenny Lyles, John Mackey, John Unitas  
1967—Ordell Braase, John Mackey, Fred Miller, Willie Richardson, John Unitas, Bob Vogel, Rick Volk  
1968—Bob Boyd, Mike Curtis, John Mackey, Tom Matte, Earl Morrall, Willie Richardson, Bob Vogel  
1969—Tom Matte, Fred Miller, Rick Volk  
1970—Mike Curtis, Jerry Logan, Bubba Smith  
1971—Norm Bulaich, Bill Curry, Mike Curtis, Ted Hendricks, Jerry Logan, Bubba Smith, Bob Vogel, Rick Volk  
1972—Bill Curry, Ted Hendricks, Bruce Laird  
1973—Ted Hendricks  
1974—Mike Curtis  
1975—John Dutton, George Kunz, Lydell Mitchell  
1976—Roger Carr, John Dutton, Bert Jones, George Kunz, Toni Linhart, Lydell Mitchell  
1977—Mike Barnes, John Dutton, George Kunz, Toni Linhart, Lydell Mitchell  
1979—Joe Washington  
1983—Chris Hinton  
1985—Chris Hinton, Rohn Stark  
1986—Ray Donaldson, Chris Hinton, Rohn Stark  
1987—Dean Biasucci, Duane Bickett, Eric Dickerson, Ray Donaldson, Chris Hinton, Ron Solt  
1988—Eric Dickerson, Ray Donaldson, Chris Hinton  
1989—Eric Dickerson, Ray Donaldson, Chris Hinton  
1990—Rohn Stark, Clarence Verdin  
1992—Rohn Stark, Clarence Verdin



# CHAMPIONSHIP GAMES



## COLTS CHAMPIONSHIP GAMES

### NFL CHAMPIONSHIP DEC. 28, 1958 YANKEE STADIUM

**BALTIMORE 23, NEW YORK 17**—Quarterback Johnny Unitas took the Colts 80 yards in 13 plays, the last a one-yard carry by Alan Ameche through the right side of the Giant line at 8 minutes, 15 seconds of sudden death overtime. The regulation game ended 17-17 when Baltimore's Steve Myhra booted a 20-yard field goal seconds from the gun. It has been called "the greatest game ever played" and the 64,185 who watched it at Yankee Stadium agree.

Baltimore . . . . . 0 14 0 3 6—23

New York . . . . . 3 0 7 7 0—17

NY—FG Summerall 36

Balt—Ameche 2 plunge (Myhra kick)

Balt—Berry 15 pass from Unitas (Myhra kick)

NY—Triplett 1 plunge (Summerall kick)

NY—Gifford 15 pass from Conerly (Summerall kick)

Balt—FG Myhra 20

Balt—Ameche 1 plunge (No conversion attempted)

#### Passing

Balt—Unitas (26-40-349), 1 TD, 1 Int, L-60

NY—Conerly (10-14-187), 1 TD, 0 Int, L-67

#### Rushing

Balt—Ameche (14-65), Dupre (11-30),

Moore (8-23)

NY—Gifford (12-60), Webster (12-24)

#### Receiving

Balt—Berry (12-178), Moore (6-101), Mutscheller (3-46)

NY—Rote (2-76), Schnelker (2-63)

### NFL CHAMPIONSHIP DEC. 27, 1959 BALTIMORE MEMORIAL STADIUM

**BALTIMORE 31, NEW YORK 16**—The Giants led 9-7 after three periods by virtue of three field goals by Pat Summerall, but Baltimore's crack defensive backfield took charge in the final quarter, three times making interceptions that resulted in scores. Colt quarterback Johnny Unitas scored one TD and passed for two before a home crowd of 57,545 in Memorial Stadium.

New York . . . . . 3 3 3 7—16

Baltimore . . . . . 7 0 0 24—31

Balt—Moore 59 pass from Unitas (Myhra kick)

NY—FG Summerall 23

NY—FG Summerall 37

NY—FG Summerall 22

Balt—Unitas 4 run (Myhra kick)

Balt—Richardson 12 pass from Unitas (Myhra kick)

Balt—Sample 42 intercepted pass (Myhra kick)

Balt—FG Myhra 25

NY—Schnelker 32 pass from Conerly (Summerall kick)

#### Passing

Balt—Unitas (18-29-264), 2 TDs, 0 Int, L-59

NY—Conerly (16-35-232), 0 TDs, 2 Int, L-48

#### Rushing

Balt—Ameche (9-31), Sommer (6-15), Pricer (4-14),

NY—Gifford (9-50), Triplett (5-37), Webster (8-25)

#### Receiving

Balt—Moore (3-126), Berry (5-68), Mutscheller (5-40)

NY—Schnelker (9-175), Rote (2-41), King (4-17)

### NFL CHAMPIONSHIP DEC. 27, 1964 CLEVELAND STADIUM

**CLEVELAND 27, BALTIMORE 0**—Both teams drew blanks in the first half but the Browns nailed down the World Championship with a 17-point third quarter. Quarterback Frank Ryan and fullback Jim Brown made the Cleveland attack click, as it rolled up 20 first downs to Baltimore's 11 and outgained the Colts, 339 to 171 yards. Ryan completed 11 of 18 passes for 206 yards and three touchdowns—all to end Gary Collins from distances of 18, 42 and 51 yards, while the brilliant Brown bulled for 114 yards on 27 shots as Cleveland controlled the ball. Attendance was 79,544.

Baltimore . . . . . 0 0 0 0—0

Cleveland . . . . . 0 0 17 10—27

Cleve—FG Groza 43

Cleve—Collins 18 pass from Ryan (Groza kick)

Cleve—Collins 42 pass from Ryan (Groza kick)

Cleve—Collins 51 pass from Ryan (Groza kick)

Cleve—FG Groza 3

#### Passing

Balt—Unitas (12-20-95) 0 TDs, 2 Int, L-23

Cleve—Ryan (11-18-206) 3 TDs, 1 Int, L-51

#### Rushing

Balt—Moore (9-40), Hill (9-31), Unitas (6-30)

Cleve—Brown (27-114), L-46, Green (10-29)

#### Receiving

Balt—Berry (3-38), Orr (2-31), Loric (3-18)

Cleve—Collins (5-130), Brown (3-37), Brewer (2-26)



# CHAMPIONSHIP GAMES

## NFL WESTERN DIVISION PLAYOFF DEC. 26, 1965 LAMBEAU FIELD

**GREEN BAY 13, BALTIMORE 10**—A courageous effort by the undermanned Colts was doomed by a pair of Don Chandler field goals—one with 1:58 remaining from 22 yards to tie the score and a second of 25 yards to conclude 13:39 of "sudden-death" action. The Colts had jumped ahead 7-0, after 21 seconds of play when Don Shinnick scooped up Bill Anderson's fumble and truded 25 yards to the end zone. They protected their edge tenaciously until the finish as Tom Matte went the route at quarterback, rushing for 57 yards and passing for 40. Zeke Bratkowski, subbing for the injured Bart Starr, completed 22 of 39 aerials for 248 yards. The Packers ran 80 plays to the Colts' 59 and led in first downs, 23-9. Attendance was 50,484.

Baltimore ..... 7 3 0 0 0-10  
Green Bay ..... 0 0 7 3 3-13  
Balt—Shinnick 25 fumble return (Michaels kick)  
Balt—FG Michaels 15  
GB—Hornung 1 run (Chandler kick)  
GB—FG Chandler 22  
GB—FG Chandler 25

### Passing

Balt—Matte (5-12-40), 0 TDs, 0 Int, L-16  
GB—Bratkowski (22-39-248), 0 TDs, 2 Int, L-33

### Rushing

Balt—Matte (17-57), Hill (16-57), Moore (12-33)  
GB—Taylor (23-60), Hornung (10-33), Pitts (3-14)

### Receiving

Balt—Mackey (3-25), Moore (2-15)  
GB—Anderson (8-78), Dowler (5-50), Hornung (4-42), Dale (3-63)

## NFL PLAYOFF DEC. 22, 1968 BALTIMORE MEMORIAL STADIUM

**BALTIMORE 24, MINNESOTA 14**—It was a cold, rainy day when the Colts tucked away the Western Conference championship of the National Football League. Just as they had done earlier in the season, the Vikings provided some uncomfortable moments after the Colts managed to obtain a big lead. It wasn't until late in the first half that the Colts were able to nab a 7-0 lead on Earl Morrall's pass to Tom Mitchell after Willie Richardson's diving catch of a 33-yard aerial put the ball at the three. John Mackey's touchdown reception and Mike Curtis' 60-yard return of a fumble made it 21-0 after three quarters. Viking quarterback Joe Kapp refused to give up and fired TD passes to Bill Martin and Bill Brown before time ran out on him. Attendance was 60,238.

Minnesota ..... 0 0 0 14-14  
Baltimore ..... 0 7 14 3-24  
Balt—Mitchell 3 pass from Morrall (Michaels kick)  
Balt—Mackey 49 pass from Morrall (Michaels kick)  
Balt—Curtis 60 fumble return (Michaels kick)  
Minn—Martin 1 pass from Kapp (Cox kick)  
Balt—FG Michaels 33  
Minn—Brown 7 pass from Kapp (Cox kick)

### Passing

Balt—Morrall (13-22-280), 2 TDs, 1 Int, L-49  
Minn—Kapp (26-44-287), 2 TDs, 2 Int

### Rushing

Balt—Matte (14-31), Hill (8-10)  
Minn—Kapp (10-52), Brown (10-30)

### Receiving

Balt—Richardson (6-148), Mackey (3-92), Orr (2-36)  
Minn—Brown (8-82), Washington (5-95), Beasley (5-69)

## NFL CHAMPIONSHIP DEC. 27, 1968 CLEVELAND STADIUM

**BALTIMORE 34, CLEVELAND 0**—After a scoreless first period, Baltimore's Tom Matte scored two of his record-tying three touchdowns in a 17-point Colts' second quarter. Meanwhile, the capacity crowd of 80,628 at Cleveland Stadium saw the Browns held scoreless for only the second time in the club's history as the Colts registered their fourth shutout of the season.

Baltimore ..... 0 17 7 10-34  
Cleveland ..... 0 0 0 0-0  
Balt—FG Michaels 28  
Balt—Matte 1 run (Michaels kick)  
Balt—Matte 12 run (Michaels kick)  
Balt—Matte 2 run (Michaels kick)  
Balt—FG Michaels 10  
Balt—T. Brown 4 run (Michaels kick)

### Passing

Balt—Morrall (11-25-169) 0 TDs, 1 Int, L-38  
Clev—Nelson (11-26-132) 0 TDs, 2 Int, L-22, Ryan (2-6-19)

### Rushing

Balt—Matte (17-88), L-12, Hill (11-60), T. Brown (5-18)  
Clev—Kelly (13-28), Harraway (6-26)

### Receiving

Balt—Richardson (3-78), Mackey (2-34), Orr (2-33)  
Clev—Morin (3-41), Harraway (4-40), Warfield (2-30)

# CHAMPIONSHIP GAMES



## SUPER BOWL III

JAN. 12, 1969 MIAMI ORANGE BOWL

**NEW YORK JETS 16, BALTIMORE 7**—At Miami Orange Bowl Stadium, attendance 75,337. Jets' quarterback Joe Namath "guaranteed" victory on the Thursday before the game, then went out and led the AFL to its first Super Bowl victory over a Baltimore team that had lost one of 16 games all season. Namath, chosen the outstanding player, completed 17 of 28 passes for 206 yards and directed a steady attack that dominated the NFL champions after the Jet defense had intercepted Colt quarterback Earl Morrall three times in the first half. The Jets had 337 total yards, including 121 yards rushing by Matt Snell. John Unitas, who had missed most of the season with a sore elbow, came off the bench and led Baltimore to its only touchdown late in the fourth quarter after New York led 16-0.

New York (AFL) . . . 0 7 6 3—16  
 Baltimore (NFL) . . . 0 0 0 7— 7  
 NY—Snell 4 run (Turner kick)  
 NY—FG Turner 32  
 NY—FG Turner 30  
 NY—FG Turner 9  
 Balt—Hill 1 run (Michaels kick)

### Passing

Balt—Morrall (6-17-71) 0 TDs, 3 Int, L-30  
 Unitas (11-24-110) 0 TDs, 1 Int, L-21  
 NY—Namath (17-28-206) 0 TD, 0 Int, L-39  
 Parilli (0-1-0)

### Rushing

Balt—Matte (11-116), L-58, Hill (9-29), L-12  
 NY—Snell (30-121), L-12, Boozer (10-29)

### Receiving

Balt—Richardson (6-58), Orr (3-42), Mackey (3-35)  
 NY—Sauer (8-133), Snell (4-40)

## AFC PLAYOFF

DEC. 26, 1970 BALTIMORE MEMORIAL STADIUM

**BALTIMORE 17, CINCINNATI 0**—Attendance 51,127. John Unitas connected with TD passes to Roy Jefferson and Ed Hinton in the first and fourth quarters and led the Colts into the AFC title game by defeating Cincinnati. The Baltimore defense came through on a cold, windy day and limited Cincinnati to 63 yards rushing and 76 yards passing. Norm Bulaich, Colts' rookie rusher, picked up 116 yards on 25 carries. Jim O'Brien, Colts' rookie kicker and leading scorer, connected with a 44-yard FG, missed one from the same distance. A 49-yard FG try by Horst Muhlmann was blocked by Ray May. Mike Curtis, Colts' middle linebacker, made the game's only interception, picking off one of Virgil Carter's fourth-period passes, to set up an eventual final Colt score.

Cincinnati . . . . . 0 0 0 0— 0  
 Baltimore . . . . . 7 3 0 7—17  
 Balt—Jefferson 45 pass from Unitas (O'Brien kick)  
 Balt—FG O'Brien 44  
 Balt—Hinton 53 pass from Unitas (O'Brien kick)

### Passing

Balt—Unitas (6-17-145), 2 TDs, 0 Int, L-53  
 Cin—Carter (7-20-64), 0 TDs, 1 Int, L-29  
 Wyche (1-1-29), 0 TDs, 1 Int

### Rushing

Balt—Bulaich (25-116), Nowatzke (10-25)  
 Cin—Robinson (5-25), Phillips (10-12)

### Receiving

Balt—Hinton (3-86), Jefferson (2-51)  
 Cin—Myers (4-66), Phillips (2-12)

## AFC CHAMPIONSHIP

JAN. 3, 1971 BALTIMORE MEMORIAL STADIUM

**BALTIMORE 27, OAKLAND 17**—At Memorial Stadium, Baltimore, Md., attendance 56,368. Johnny Unitas' passing and play calling, and the running of rookie Norm Bulaich, powered the Colts to the first AFC Championship. Bulaich scored twice and Unitas picked up 245 yards on 11 completions, with his key one coming in the fourth quarter on a 68-yard touchdown reception by Ray Perkins out of a formation of four wide receivers. George Blanda (who at 43 became the oldest player to perform in a title game when he replaced injured Daryle Lamonica in the second period) threw TD passes to Fred Biletnikoff and Warren Wells, but was intercepted three times. Ed Hinton caught five passes for the Colts for 115 yards.

Oakland . . . . . 0 3 7 7—17  
 Baltimore . . . . . 3 7 10 7—27  
 Balt—FG O'Brien 16  
 Balt—Bulaich 2 run (O'Brien kick)  
 Oak—FG Blanda 48  
 Oak—Biletnikoff 38 pass from Blanda (Blanda kick)  
 Balt—FG O'Brien 23  
 Balt—Bulaich 11 run (O'Brien kick)  
 Oak—Wells 15 pass from Blanda (Blanda kick)  
 Balt—Perkins 68 pass from Unitas (O'Brien kick)

### Passing

Balt—Unitas (11-30-245), 1 TD, 0 Int, L-68  
 Oak—Lamonica (1-4-6), 0 TD, 0 Int  
 Blanda (17-32-271), 2 TDs, 3 Int, L-38

### Rushing

Balt—Bulaich (22-71), Nowatzke (8-32)  
 Oak—Dixon (10-51), C. Smith (9-44)

### Receiving

Balt—Hinton (5-115), Perkins (2-80), Jefferson (3-36)  
 Oak—Wells (5-108), Biletnikoff (5-92)



# CHAMPIONSHIP GAMES

## SUPER BOWL V

JAN. 17, 1971 MIAMI ORANGE BOWL

**BALTIMORE 16, DALLAS 13**—At Miami Orange Bowl Stadium, attendance 79,204. Colts' rookie Jim O'Brien climaxed one of the zaniest professional football games ever played by lofting a 32-yard field goal through the Orange Bowl uprights with five seconds left in regulation time to give Baltimore a 16-13 Super Bowl win. The brutal defensive struggle resulted in 11 turnovers, which prevented a fluid, artistic performance but contributed to the drama of the contest. Dallas nearly put the game away early in the third period when, leading 13-6, the Cowboys recovered Jim Duncan's fumble on the 2nd half kickoff and zipped to the Colts' two in five plays. Duane Thomas, however, fumbled on the next play. Rick Volk provided Baltimore with the opportunity to tie halfway through the fourth period when he intercepted Craig Morton on the Dallas 33 and returned it to the three. Tom Nowatzke punctured into the end zone and after O'Brien's PAT it was 13-13. Mike Curtis intercepted another Morton pass on the Dallas 41 in the final minute and ran it back to the 28. The Colts stopped the clock with nine seconds left in the game and O'Brien made history. Morton's desperation pass on the final play of the game was intercepted by Jerry Logan.

Baltimore (AFC) . . . . . 0 6 0 10-16  
Dallas (NFC) . . . . . 3 10 0 0-13  
Dall—FG Clark 14  
Dall—FG Clark 30

Balt—Mackey 75 pass from Unitas  
(O'Brien kick blocked)  
Dall—Thomas 7 pass from Morton (Clark kick)  
Balt—Nowatzke 2 run (O'Brien kick)  
Balt—FG O'Brien 32

### Passing

Balt—Unitas (3-8-88), 1 TD, 2 Int, L-75  
Morrall (7-15-147), 1 Int, L-65, Havriak (1-1-25)  
Dall—Morton (12-26-127), 1 TD, 3 Int, L-41

### Rushing

Balt—Nowatzke (10-33), Bulaich (18-28)  
Dall—Garrison (12-65), Thomas (18-37)

### Receiving

Balt—Jefferson (3-52), Mackey (2-80)  
Dall—Reeves (5-46), Thomas (4-21)

## AFC PLAYOFF

DEC. 26, 1971 CLEVELAND STADIUM

**BALTIMORE 20, CLEVELAND 3**—Attendance 74,082. Don Nottingham, playing for the injured Norm Bulaich, scored two TDs and rushed for 92 yards while Baltimore's strong defense dominated play in a 20-3 Colt victory over the Cleveland Browns that sent Baltimore into the AFC finals. Jim O'Brien added two field goals for the Colts and Don Cockroft, who had two kicks blocked by Bubba Smith, produced the Brown's only points. Rick Volk intercepted two of Bill Nelsen's passes and Charlie Stukes picked off a third. John Unitas went all the way, blending the strong running of Nottingham with passes to his favorite target, tight end Tom Mitchell, who caught 5 for 73 yards.

Baltimore . . . . . 0 14 3 3-20  
Cleveland . . . . . 0 0 3 0-3  
Balt—Nottingham 1 run (O'Brien kick)  
Balt—Nottingham 7 run (O'Brien kick)  
Cle—FG Cockroft 14  
Balt—FG O'Brien 42  
Balt—FG O'Brien 15

### Passing

Balt—Unitas (13-21-143), 0 TDs, 1 Int, L-26  
Cle—Nelsen (9-21-104), 0 TDs, 3 Int, L-39  
Phipps (3-6-27), 0 TDs, 0 Int, L-13

### Rushing

Balt—Nottingham (23-92), Matte (16-26)  
Cle—Kelly (14-49), Scott (8-25)

### Receiving

Balt—Mitchell (5-73), Matte (3-22), Hinton (2-30)  
Cle—Scott (5-41), Kelly (4-24)

## AFC CHAMPIONSHIP

JAN. 2, 1972 MIAMI ORANGE BOWL

**MIAMI 21, BALTIMORE 0**—At Orange Bowl, attendance 75,629. The Colts, playing without their starting running backs Norm Bulaich and Tom Matte, still managed to compile 302 total yards to Miami's 286 but were damaged by the Dolphins' big plays—Bob Griese to Paul Warfield 75-yard pass for TD in first period and Dick Anderson's 62-yard interception return for a TD in the third quarter. Larry Csonka carried five yards to a fourth quarter touchdown for Miami. John Unitas completed 20 of 36 passes for 224 yards but Colts were shutout for the first time since Dec. 5, 1965 (0-13 by Chicago Bears). Another big play for Miami was stopping Colts fourth and one attempt at Dolphins' nine-yard line when lead was 7-0.

Baltimore . . . . . 0 0 0 0-0  
Miami . . . . . 7 0 7 7-21  
Mia—Warfield 75 pass from Griese (Yepreman kick)  
Mia—Anderson 62 interception return (Yepreman kick)  
Mia—Csonka 5 run (Yepreman kick)

### Passing

Balt—Unitas (20-36-224) 0 TDs, 3 Int, L-27  
Mia—Griese (4-8-158) 1 TD, 1 Int, L-75

### Rushing

Balt—McCauley (15-50), Nottingham (11-33)  
Mia—Kiick (18-66), Csonka (15-63)

### Receiving

Balt—Hinton (6-98), Nottingham (4-26)  
Mia—Warfield (2-125), Twilley (2-33)

# CHAMPIONSHIP GAMES



## AFC PLAYOFF

DEC. 27, 1975 THREE RIVERS STADIUM

**PITTSBURGH 28, BALTIMORE 10**—Attendance 49,053. The Colts were able to keep the game close with the defending Super Bowl champions until the final period even without the services of starting QB Bert Jones. Jones sustained a severe bruise to his throwing arm on the Colts first offensive series and was unable to return to action until the fourth quarter. Backup QB Marty Domres generated a second quarter score with a 5-yard TD toss to Glenn Doughty. The Colts trailed 14-10 after three quarters before Pittsburgh QB Terry Bradshaw scored on a 2-yard run midway through the final period. Steelers LB Andy Russell iced the victory in the final two minutes when he returned a Jones fumble 93 yards for a score.

Baltimore ..... 0 7 3 0—10  
 Pittsburgh ..... 7 0 7 14—28  
 Pitts—Harris 8 run (Gerela kick)  
 Balt—Doughty 5 pass from Domres (Linhart kick)  
 Balt—FG Linhart 21  
 Pitts—Bleier 7 run (Gerela kick)  
 Pitts—Bradshaw 2 run (Gerela kick)  
 Pitts—Russell 93 fumble recovery (Gerela kick)

### Passing

Balt—Jones (6-11-91), 0 TD, 0 Int, L-58  
 Domres (2-11-9), 1 TD, 2 Int, L-5  
 Pitts—Bradshaw (8-13-103), 0 TD, 2 Int, L-34

### Rushing

Balt—Mitchell (26-63), Domres (4-17)  
 Pitts—Harris (27-153), Bleier (12-28)

### Receiving

Balt—Mitchell (4-20), Doughty (2-63)  
 Pitts—Lewis (3-65), Swann (2-15)

## AFC PLAYOFF

DEC. 19, 1976 BALTIMORE MEMORIAL STADIUM

**PITTSBURGH 40, BALTIMORE 14**—Attendance 60,020. The Colts were playing "catch-up" ball all afternoon as the Steelers struck early and often. On the third play of the game, Pittsburgh stunned the Colts defense with a 76 yard TD bomb from Terry Bradshaw to Frank Lewis. Baltimore countered with a first quarter Bert Jones TD pass to Roger Carr covering 17 yards but it would be the Colts only score until the final period. A 60 yard kickoff return by Theo Bell and a 50 yard Franco Harris burst from scrimmage were key plays in building the Steelers 26-7 halftime lead. The Pittsburgh offense amassed 526 total yards as Bradshaw threw for 264 and Harris picked up 132 on the ground.

Pittsburgh ..... 9 17 0 14—40  
 Baltimore ..... 7 0 0 7—14  
 Pitts—Lewis 76 pass from Bradshaw (kick failed)  
 Pitts—FG Gerela 45  
 Balt—Carr 17 pass from Jones (Linhart kick)  
 Pitts—Harrison 1 run (Gerela kick)  
 Pitts—Swann 29 pass from Bradshaw (Gerela kick)  
 Pitts—FG Gerela 25  
 Pitts—Swann 11 pass from Bradshaw (Gerela kick)  
 Balt—Leaks 1 run (Linhart kick)  
 Pitts—Harrison 10 run (Mansfield kick)

### Passing

Balt—Jones (11-25-144), 1 TD, 2 Int, L-25  
 Pitts—Bradshaw (14-18-264) 3 TDs, 0 Int, L-76  
 Kruzcek (5-6-44), 0 TD, 0 Int, L-15

### Rushing

Balt—Mitchell (16-55), Leaks (4-12)  
 Pitts—Harris (18-132), Fuqua (11-54), Harrison (10-40)

### Receiving

Balt—Mitchell (5-42), Chester (3-42), Carr (2-35)  
 Pitts—Swann (5-77), Harrison (4-37), Lewis (2-103)

## AFC PLAYOFF

DEC. 24, 1977 BALTIMORE MEMORIAL STADIUM

**OAKLAND 37, BALTIMORE 31**—Attendance 60,763. In one of the longest football games ever played, the Colts and Raiders needed six quarters to decide the winner of their AFC playoff game. An Errol Mann 22 yard FG with only 26 seconds left in regulation time put the game into overtime tied at 31. After a scoreless fifth quarter, Oakland ended the game when Ken Stabler hit TE Dave Casper for a 10 yard score. The lead changed hands nine times throughout the game. The Colts had some outstanding individual efforts in all facets of the game. On offense, Ron Lee came off the bench to rush for 46 yards on 11 carries and two TDs. Defensively, Bruce Laird intercepted two passes and returned one 61 yards for a TD. On special teams, Marshall Johnson raced 87 yards with a kickoff for a score.

Oakland ..... 7 0 14 10 0 6—37  
 Baltimore ..... 0 10 7 14 0 0—31  
 Oak—Davis 30 run (Mann kick)  
 Balt—Laird 61 int ret (Linhart kick)  
 Balt—FG Linhart 36  
 Oak—Casper 8 pass from Stabler (Mann kick)  
 Balt—Johnson 87 KO ret (Linhart kick)  
 Oak—Casper 10 pass from Stabler (Mann kick)  
 Balt—Lee 1 run (Linhart kick)  
 Oak—Banaszak 1 run (Mann kick)  
 Balt—Lee 13 run (Linhart kick)  
 Oak—FG Mann 22  
 Oak—Casper 10 pass from Stabler (no PAT)

### Passing

Balt—Jones (12-26-164), 0 TD, 0 Int, L-30  
 Oak—Stabler (21-40-345), 3 TD, 2 Int, L-42

### Rushing

Balt—Mitchell (23-67), Lee (11-46), Leaks (8-35)  
 Oak—Van Eeghen (19-76), Davis (16-48), Banaszak (11-37)

### Receiving

Balt—Mitchell (3-39), Scott (2-45), Lee (2-22)  
 Oak—Biletnikoff (7-88), Branch (6-113), Casper (4-70)



# CHAMPIONSHIP GAMES/ROSTERS

## AFC PLAYOFF JAN. 9, 1988 CLEVELAND STADIUM

**CLEVELAND 38, INDIANAPOLIS 21**—Attendance 79,838. The Colts and Browns traded first half touchdowns before Cleveland seized control with 17 unanswered second-half points on the way to a 38-21 win. Cleveland held a slight edge 404-315 in net yards, and held running back Eric Dickerson to 50 yards on 15 rushes. Quarterback Bernie Kosar was 20 of 31 for 229 yards and three scores, while quarterback Jack Trudeau hit 21 of 33 tosses for 251 yards and two touchdowns.

Indianapolis 7 7 0 7 21  
Cleveland 7 7 7 17 38

**Passing**  
Cle: Kosar (31-20-229) 3 TDs, 1 Int.  
Ind: Trudeau (33-21-251) 2 TDs, 1 Int.

Cle—Byner 10 pass from Kosar (Bahr kick)  
Ind—Beach 2 pass from Trudeau (Biasucci kick)  
Cle—Langhorne 39 pass from Kosar (Bahr kick)  
Ind—Dickerson 19 pass from Trudeau (Biasucci kick)  
Cle—Byner 2 run (Bahr kick)  
Cle—Bahr 22 FG  
Cle—Brennan 2 pass from Kosar (Bahr kick)  
Ind—Bentley 1 run (Biasucci kick)  
Cle—Minnifield 48 interception return (Bahr kick)

**Rushing**  
Cle: Byner 23-122; Mack 6-38; Manoa 4-10; Kosar 1-5  
Ind: Dickerson 15-50; Bentley 4-9; Trudeau 2-4

**Receiving**  
Cle: Newsome 4-65; Byner 4-36; Brennan 3-25; Mack 3-17; Fontenot 2-20; Langhorne 1-39; Slaughter 1-14; McNeil 1-8; Weathers 1-5  
Ind: Dickerson 7-65; Brooks 5-78; Bentley 4-47; Bouza 2-24; Beach 2-6; Bellini 1-21; Murray 1-25

## COLTS WORLD CHAMPIONSHIP TEAMS

### 1958

Won 9 - Lost 3

(\*—starter)

No.	Name	Pos.	Ht.	Wt.	Age	NFL Exp.	College
*35	Ameche, Alan	FB	6-1	220	25	4	Wisconsin
*82	Berry, Raymond	E	6-2	190	25	4	S.M.U.
81	Braase, Ordell	E	6-4	215	26	2	South Dakota
*17	Brown, Raymond	QB-HB	6-2	195	22	1	Mississippi
25	Call, John	HB	6-1	200	23	2	Colgate
*20	Davis, Milt	HB	6-1	190	29	2	U.C.L.A.
21	DeCarlo, Art	HB	6-2	196	27	4	Georgia
*70	Donovan, Art	T	6-3	270	33	9	Boston College
*45	Dupre, L. G.	HB	5-11	190	26	4	Baylor
*83	Joyce, Don	E	6-3	255	29	8	Tulane
78	Krouse, Ray	T	6-3	275	31	8	Maryland
*76	Lipscomb, Gene	T	6-6	288	27	6	Miller (Detroit) HS
26	Lyles, Leonard	HB	6-2	198	22	1	Louisville
*89	Marchetti, Gino	E	6-4	240	31	7	San Francisco
*24	Moore, Lenny	HB	6-1	190	25	3	Penn State
*84	Mutscheller, Jim	E	6-1	215	28	5	Notre Dame
65	Myhra, Steve	G	6-1	235	24	2	North Dakota
*80	Nelson, Andy	HB	6-1	180	25	2	Memphis State
*50	Nutter, Madison	C	6-4	235	27	5	V.P.I.
*77	Parker, Jim	T	6-3	270	24	2	Ohio State
*36	Pellington, Bill	LB	6-2	230	31	6	Rutgers
79	Plunkett, Sherman	T	6-4	265	25	1	Maryland State
*60	Preas, George	T	6-2	245	25	4	V.P.I.
31	Pricer, Billy	FB	5-10	210	23	2	Oklahoma
44	Rechichar, Bert	HB	6-1	210	28	7	Tennessee
47	Sample, John	HB	6-1	203	21	1	Maryland State
*68	Sandusky, Alex	G	6-3	235	26	5	Clarion
*55	Sanford, Leo	LB	6-1	230	29	8	Louisiana Tech
14	Shaw, George	QB	6-0	190	25	4	Oregon
*66	Shinnick, Don	LB	6-0	230	23	2	U.C.L.A.
41	Simpson, Jackie	HB	5-10	180	24	1	Florida
*63	Spinney, Art	G	6-1	230	31	7	Boston College
*23	Taseff, Carl	HB	5-11	190	30	7	John Carroll
64	Thurston, Fred	G	6-1	245	25	1	Valparaiso
*19	Unitas, John	QB	6-1	190	25	3	Louisville

Coaching Staff: Wilbur C. (Weeb) Ewbank, Head Coach; Charles Winner, Backfield Coach; Herman Ball, Offensive Line Coach; John Bridgers, Defensive Line Coach; Bob Shaw, End Coach.

### 1959

Won 9 - Lost 3

NFL Exp. College

No.	Name	Pos.	Ht.	Wt.	Age	NFL Exp.	College
*35	Ameche, Alan	FB	6-1	217	26	5	Wisconsin
*82	Berry, Raymond	E	6-2	190	26	5	S.M.U.
81	Braase, Ordell	E	6-4	242	27	3	South Dakota
17	Brown, Raymond	HB	6-2	195	23	2	Mississippi

# CHAMPIONSHIP ROSTERS



85	Cook, Ed	E	6-4	240	24	2	Maryland
*20	Davis, Milt	HB	6-1	190	30	3	U.C.L.A.
*70	Donovan, Art	T	6-3	270	34	10	Boston College
25	Hawkins, Alex	HB	6-1	190	22	1	South Carolina
*83	Joyce, Don	E	6-3	255	30	9	Tulane
78	Krouse, Ray	T	6-3	275	32	9	Maryland
43	Lewis, Harold	HB	6-1	195	23	1	Houston
*76	Lipscomb, Gene	T	6-6	288	28	7	Miller (Detroit) HS
*89	Marchetti, Gino	E	6-4	240	32	8	San Francisco
64	Matuszak, Marv	LB	6-2	232	28	6	Tulsa
*24	Moore, Lenny	HB	6-1	190	26	4	Penn State
*84	Mutscheller, Jim	E	6-1	215	29	6	Notre Dame
65	Myhra, Steve	G-LB	6-1	235	25	3	North Dakota
*80	Nelson, Andy	HB	6-1	180	26	3	Memphis State
*50	Nutter, Madison	C	6-4	235	28	6	V.P.I.
*77	Parker, Jim	T	6-3	270	25	3	Ohio State
*36	Pellington, Bill	LB	6-2	230	32	7	Rutgers
79	Plunkett, Sherman	T	6-4	265	26	2	Maryland State
*60	Preas, George	T	6-2	245	26	5	V.P.I.
31	Pricer, Billy	FB	5-10	210	24	3	Oklahoma
44	Rechichar, Bert	E-LB	6-1	210	29	8	Tennessee
87	Richardson, Jerry	E	6-3	185	23	1	Wofford
*47	Sample, John	HB	6-1	203	22	2	Maryland State
*68	Sandusky, Alex	G	6-3	235	27	6	Clarion
86	Sherer, Dave	E	6-3	210	22	1	S.M.U.
*66	Shinnick, Don	LB	6-0	230	24	3	U.C.L.A.
41	Simpson, Jackie	HB	5-10	180	25	2	Florida
*26	Sommer, Mike	HB	5-11	190	25	2	George Washington
*63	Spinney, Art	G	6-1	230	32	8	Boston College
*52	Szymanski, Dick	LB-C	6-3	230	27	4	Notre Dame
*23	Taseff, Carl	HB	5-11	190	31	8	John Carroll
*19	Unitas, John	QB	6-1	190	26	4	Louisville

Coaching Staff: Wilbur C. (Weeb) Ewbank, Head Coach; Charles Winner, Backfield Coach; Herman Ball, Offensive Line Coach; John Sandusky, Defensive Line Coach; Don McCafferty, End Coach.

## 1970

Won 11 - Lost 2 - Tied 1

No.	Name	Pos.	Ht.	Wt.	Age	NFL Exp.	College
14	Mira, George	QB	5-11	190	28	7	Miami
15	Morrall, Earl	QB	6-2	206	36	15	Michigan State
17	Havrilak, Sam	RB	6-2	195	22	2	Bucknell
*19	Unitas, John	QB	6-1	196	37	15	Louisville
*20	Logan, Jerry	S	6-1	190	29	8	W. Texas State
*21	Volk, Rick	S	6-3	195	25	4	Michigan
25	Curtis, Tom	S	6-1	196	22	1	Michigan
27	Perkins, Ray	WR	6-0	183	28	4	Alabama
28	Orr, Jimmy	WR	5-11	185	34	13	Georgia
29	Maliska, Paul	DB	6-1	190	22	1	Florida
30	Gardin, Ron	CB	5-11	180	25	1	Arizona
*32	Curtis, Mike	LB	6-2	232	26	6	Duke
*33	Hinton, Ed	WR	6-0	200	23	2	Oklahoma
*34	Nowatzke, Tom	RB	6-3	230	27	6	Indiana
*35	Duncan, Jim	CB	6-2	200	24	2	Maryland State
*36	Bulaich, Norm	RB	6-1	218	23	1	T.C.U.
40	Maitland, Jack	RB	6-1	210	21	1	Williams
42	Maxwell, Tom	CB	6-2	195	23	2	Texas A&M
45	Hill, Jerry	RB	5-11	217	30	10	Wyoming
*47	Stukes, Charlie	CB	6-3	212	26	4	Maryland State
49	Lee, David	K	6-4	230	26	5	Louisiana Tech
*50	Curry, Bill	C	6-2	235	27	6	Georgia Tech
51	Grant, Bob	LB	6-2	225	23	3	Wake Forest
52	Nichols, Robbie	LB	6-3	220	24	1	Tulsa
54	Goode, Tom	C	6-3	245	31	9	Mississippi State
55	McCullers, Dale	LB	6-1	215	23	2	Florida State
*56	May, Ray	LB	6-1	230	25	4	So. California
60	Wright, George	DT	6-3	260	22	1	Sam Houston
61	Johnson, Cornelius	G	6-2	245	27	3	Virginia Union
*62	Ressler, Glenn	G	6-3	250	27	6	Penn State
67	Larson, Lynn	T	6-4	254	22	1	Kansas State
68	Nelson, Dennis	T	6-5	260	24	1	Illinois State
*71	Sullivan, Dan	G-T	6-3	250	30	9	Boston College
*72	Vogel, Bob	T	6-5	250	28	8	Ohio State
73	Bail, Sam	T	6-4	240	26	5	Kentucky
*74	Smith, Billy Ray	DT	6-4	250	35	12	Arkansas
*75	Williams, John	G	6-3	256	24	3	Minnesota
*76	Miller, Fred	DT	6-3	250	30	8	L.S.U.
*78	Smith, Bubba	DE	6-7	295	25	4	Michigan State
80	O'Brien, Jim	K-WR	6-0	195	22	1	Cincinnati
81	Newsome, Billy	DE	6-4	240	21	1	Grambling
*83	Hendricks, Ted	LB	6-7	215	22	2	Miami
84	Mitchell, Tom	TE	6-2	215	26	4	Bucknell
*85	Hilton, Roy	DE	6-6	240	27	6	Jackson State
*87	Jefferson, Roy	WR	6-2	195	26	6	Utah
*88	Mackey, John	TE	6-2	224	28	8	Syracuse

Coaching Staff: Don McCafferty, Head Coach; John Sandusky, Defensive Line Coach; Dick Bielski, Offensive End Coach; Bob Boyd, Defensive Backfield Coach; Hank Bullough, Linebacker Coach; John Idzik, Offensive Backfield Coach; Lou Rymkus, Offensive Line Coach.



# ALUMNI

The following compilation of Colts alumni includes every player who has ever appeared in a Colts uniform during a regular season National Football League game since 1953. Errors will be corrected if documented.

## Coaches

Ahrens, Dave—Wisconsin	1991
Arnsperger, Bill—Miami (O.)	1964-69
Ball, Herman—Davis-Elkins	1956-62
Baughan, Maxie—Georgia Tech	1975-79
Becker, John—Cal State-Northridge	1985-88
Bielski, Dick—Maryland	1964-72, 77-81
Blackledge, Ron—Bowling Green	1992
Boutselis, George—North Carolina	1975-81
Boyd, Bob—Oklahoma	1969-72, 81
Bratkowski, Zeke—Georgia	1982-84
Bridgers, John—Auburn	1957-58
Briner, Greg—Cal Western	1989
Bullough, Hank—Michigan State	1970-72
Burtnett, Leon—SW Kansas	1987-91
Callahan, Ray—Kentucky	1973
Carson, Bud—N. Carolina	1982
Catavolos, George—Purdue	1984-92
Croom, Sylvester—Alabama	1991
Cumiskey, Frank—Ohio State	1954-56
Cunningham, Gunther—Oregon	1982-84
Doll, Don—USC	1974
Douglas, Otis—Wm. & Mary	1953
Dovell, Whitey—Maryland	1975-78
Dowhower, Rod—San Diego State	1985-86
Ewbank, Weeb—Miami (O.)	1954-62
Franklin, Bobby—Mississippi	1973
Furness, Steve—Rhode Island	1991
Gibbs, Alex—Davidson	1992
Hawkins, Ralph—Maryland	1978
Hill, George—Denison	1985-88
Huey, Gene—Wyoming	1992
Hughes, Tom—Purdue	1955
Hunter, Hal—Pittsburgh	1982-84
Idzik, John—Maryland	1970-72, 80-81
Jackson, Milt—Tulsa	1989-91
Kennan, Larry—LaVerne	1989-90
Khayat, Ed—Tulane	1977-81
Kush, Frank—Michigan State	1982-84
Lauterbur, Frank—Mt. Union	1955-56, 74-77
Lovat, Tom—Utah	1985-88
Mann, Richard—Arizona State	1982-84
Marchetti, Gino—USF	1963
Marchibroda, Ted—St. Bonaventure	1975-79, 92
Marshall, John—Washington	1986-88

Matthews, Billie—Southern	1985-86
McCafferty, Don—Ohio State	1959-72
McCormack, Mike—Kansas	1980-81
McCulley, Pete—Louisiana Tech	1973-76
Meyer, Ron—Purdue	1986-91
Miller, Red—Western Illinois	1971-72
Molesworth, Keith—Monmouth	1953
Muir, Bill—Susquehanna	1989-91
Murphy, Russ—Davidson	1954
Mutscheller, Jim—Notre Dame	1963
Myers, Chip—NW Oklahoma	1985-88
Nicolau, Nick—S. Connecticut	1992
Noll, Chuck—Dayton	1966-67
Painter, Dwain—Rutgers	1992
Peay, Francis—Missouri	1992
Pellington, Bill—Rutgers	1963
Powers, Clyde—Oklahoma	1980
Richards, Ray—Nebraska	1953
Robertson, Jay—Northwestern	1992
Rowen, Keith—Stanford	1985-88
Rymkus, Lou—Notre Dame	1970
Sandusky, John—Villanova	1959-72
Scarnecchia, Dante—Cal Western	1989-90
Schnellenberger, Howard—Kentucky	1973-74
Seely, Brad—South Dakota State	1989-92
Sefcik, George—Notre Dame	1973
Shaw, Bob—Ohio State	1957-58
Shula, Don—John Carroll	1963-69
Sidwell, Steve—Colorado	1985
Smith, Jerry—Wisconsin	1974-76
Symank, John—Florida	1979-81
Szymanski, Dick—Notre Dame	1974
Theuder, Roger—W. Michigan	1982-84
Thomas, Joe—Ohio Northern	1954, 74
Valesente, Bob—Ithaca	1982-83
Venturi, Rick—Northwestern	1982-92
Voris, Dick—San Jose State	1973
Wasyluk, Nick—Ohio State	1953
Weber, Chuck—West Chester State	1980-81
Westhoff, Mike—Wichita State	1982-84
Wietecha, Ray—Northwestern	1980-81
Winner, Charlie—Washington	1954-65
Young, George—Bucknell	1970, 73
Zupancic, Tom—Indiana Central	1984-92
Zwahlen, Ernie—Oregon St.	1979

## Players

Abramowitz, Sid (T) Tulsa	1983, 87
Achica, George (NT) USC	1985
Agase, Alex (G) Illinois	1953
Agee, Mel (DE) Illinois	1991-92
Ahrens, Dave (LB) Wisconsin	1985-87
Allegre, Raul (K) Texas	1983-85
Allen, Gerald (B) Omaha	1966
Alley, Don (F) Adams St.	1967
Alston, O'Brien (LB) Maryland	1988-89
Alston, Mack (TE) UMES	1977-80
Ambrose, Ashley (DB) Miss. Valley St.	1992
Ameche, Alan (B) Wisconsin	1955-60
Amman, Richard (DE) Florida State	1972-73
Anderson, Don (DB) Purdue	1985
Anderson, Kim (DB) Arizona St.	1980-84
Anderson, Larry (DB) Louisiana Tech	1982-84
Andrews, John (TE) Indiana	1973-74
Arbuckle, Charles (TE) UCLA	1992
Armstrong, Harvey (NT) SMU	1986-90
Atkinson, Jess (K) Maryland	1988
Austin, Ocie (DB) Utah St.	1968-69
Averno, Sisto (G) Muhlenberg	1953-54
Bailey, Don (C) Miami	1984-85
Bailey, Elmer (WR) Minnesota	1982
Bailey, Jim (DT) Kansas	1970-74
Baker, Ron (OG) Oklahoma State	1978-79
Baldinger, Brian (OT) Duke	1988-91
Baldinger, Gary (DL) Wake Forest	1990
Baldschwiler, Karl (T) Oklahoma	1983, 85-86
Baldwin, Bob (B) Clemson	1966-67
Ball, Michael (DB) Southern	1988-92
Ball, Sam (T) Kentucky	1966-70
Ballage, Pat (S) Notre Dame	1986-87
Ballard, Quinton (NT) Elon	1983
Banes, Joey (OL) Houston	1990
Banks, Chip (LB) USC	1989-92
Banks, Chuck (RB) WV Tech	1987
Banks, Roy (WR) E. Illinois	1987-88
Barnes, Ernie (NT) Miss. St.	1983
Barnes, Mike (DE) Miami (Fla.)	1973-81
Barwegen, Dick (G) Purdue	1953-54
Baylor, John (DB) USM	1989-92
Baylor, Tim (DB) Morgan State	1976-78
Beach, Pat (TE) Wash. St.	1982-83, 85-91
Bell, Mark (DE) Colorado State	1983-84
Bellini, Mark (WR) BYU	1987-88
Belser, Jason (DB) Oklahoma	1992
Benhart, Eugene (QB) Western Illinois	1990
Benjamin, Bill (LB) San Jose St.	1987
Benson, Mitchell (DL) TCU	1989-90
Bentley, Albert (RB) Miami (Fla.)	1985-91
Berra, Tim (WR) Massachusetts	1974
Berry, Raymond (E) SMU	1955-67

Bertuca, Tony (LB) Cal-State Chico	1974
Beutler, Tom (LB) Toledo	1971
Biasucci, Dean (K) W. Carolina	1984, 86-92
Bickett, Duane (LB) USC	1985-92
Bielski, Dick (E) Maryland	1962-63
Bighead, Jack (E) Pepperdine	1954
Blackwood, Lyle (S) TSU	1977-80
Blados, Brian (OL) North Carolina	1991
Blandin, Ernie (T) Tulane	1953
Bleick, Tom (B) Georgia Tech	1966
Blue, Forrest (C) Auburn	1975-78
Boggs, Mark (OT) Ball State	1987
Bouza, Matt (WR) California	1982-89
Boyd, Bob (DB) Oklahoma	1960-68
Boyer, Mark (TE) USC	1985-89
Braase, Ordell (DE) S. Dakota	1957-68
Bracelin, Greg (LB) California	1982-84
Brady, Kerry (K) Hawaii	1988
Bragg, Mike (P) Richmond	1980
Brandes, John (TE) Cameron	1987-89
Brazier, Larry (DB) USC	1979-81
Brethauer, Monte (E) Oregon	1953-55
Brooks, Bill (WR) Boston U.	1986-92
Brotzki, Bob (OT) Syracuse	1986-88
Broughton, Willie (NT) Miami (Fla.)	1985-86
Brown, Barry (E) Florida	1966-67
Brown, Ed (QB) USF	1965
Brown, Gordon (RB) Tulsa	1987
Brown, Ray (DB) Mississippi	1958-60
Brown, Timmy (RB) Ball State	1968
Bryan, Walter (B) Texas Tech	1955
Bryant, Steve (WR) Purdue	1987
Bulaich, Norm (RB) TCU	1970-72
Bulluck, Brian (LB) NC State	1987
Burke, Randy (WR) Kentucky	1978-81
Burkett, Jack (LB) Auburn	1961-66
Burroughs, James (CB) Michigan State	1982-84
Butler, Ray (WR) USC	1980-85
Call, Jack (B) Colgate	1957-58
Call, Kevin (OT) Colorado State	1984-92
Campanella, Joe (T) Ohio St.	1953-57
Campbell, John (LB) Minnesota	1969
Cannon, Mark (C) Texas-Arlington	1991
Capers, Wayne (WR) Kansas	1985-86
Caron, Roger (OT) Harvard	1985-86
Carr, Roger (WR) Louisiana Tech	1974-81
Carthens, Milt (OT) Michigan	1987
Carthon, Maurice (RB) Arkansas St.	1992
Carver, Melvin (RB) UNLV	1987
Cash, Kerry (TE) Texas	1991-92
Chandler, Chris (QB) Washington	1988-89
Chatman, Ricky (LB) LSU	1987



# ALUMNI



Cheatham, Ernie (T) Loyola LA . . . . .	1954
Cherry, Stan (LB) Morgan State . . . . .	1973
Chester, Raymond (TE) Morgan State . . . . .	1973-77
Cheyunski, Jim (LB) Syracuse . . . . .	1975-76
Chrovich, Dick (T) Miami (O) . . . . .	1955-56
Clancy, Sam (DL) Pittsburgh . . . . .	1989-92
Clark, Ken (RB) Nebraska . . . . .	1990-92
Clemens, Bob (B) Pittsburgh . . . . .	1962
Clinkscale, Dextor (S) S.C. State . . . . .	1986
Cogdill, Gail (E) Washington St. . . . .	1968
Cole, Terry (RB) Indiana . . . . .	1968-69
Coleman, Leonard (DB) Vanderbilt 1985-87	
Coley, James (TE) Clemson . . . . .	1991
Collett, Elmer (G) SF State . . . . .	1973-77
Colteryahn, Lloyd (E) Maryland . . . . .	1954-56
Colvin, Jim (T) Houston . . . . .	1960-63
Conjar, Larry (B) Notre Dame . . . . .	1969-70
Conlin, Chris (OL) Penn State . . . . .	1990-91
Cook, Fred (DE) So. Mississippi 1974-80	
Cooke, Ed (E) Maryland . . . . .	1959
Cooks, Johnie (LB) Mississippi State . . . . .	1982-88
Coryatt, Quentin (LB) Texas A&M . . . . .	1992
Coutre, Larry (B) Notre Dame . . . . .	1953
Craddock, Nate (RB) Parsons . . . . .	1963
Cribbs, Joe (RB) Auburn . . . . .	1988
Criswell, Jeff (OG) Graceland . . . . .	1987
Crosby, Cleveland (DE) Arizona . . . . .	1982
Crouch, Terry (OG) Oklahoma . . . . .	1982
Culver, Rodney (RB) Notre Dame . . . . .	1992
Cunningham, Pat (OL) Texas A&M . . . . .	1990
Cuozzo, Gary (QB) Virginia . . . . .	1963-66
Curry, Bill (C) Georgia Tech. . . . .	1967-72
Curry, Craig (DB) Texas . . . . .	1987
Curry, Shane (DL) Miami . . . . .	1991
Curtis, Mike (LB) Duke . . . . .	1965-75
Curtis, Tom (DB) Michigan . . . . .	1970-71
Daniel, Eugene (CB) LSU . . . . .	1984-92
Daniel, Kenny (S) San Jose St. . . . .	1986-87
Darby, Byron (NT) USC . . . . .	1987-88
Davidson, Cotton (QB) Baylor . . . . .	1954, 57
Davis, Lee (DB) Mississippi . . . . .	1987
Davis, Milt (DB) UCLA . . . . .	1957-60
Davis, Norman (G) Grambling . . . . .	1967
Davis, Preston (CB) Baylor . . . . .	1984-86
Davis, Ted (LB) Georgia Tech . . . . .	1964-66
Davis, Travis (NT) Michigan State . . . . .	1991
DeCarlo, Art (E) Georgia . . . . .	1957-60
Dee, Donnie (TE) Tulsa . . . . .	1988-89
Delaney, Jeff (S) Pittsburgh . . . . .	1982
DelBello, Jack (B) Miami (Fla.) . . . . .	1953
DeRoo, Brian (WR) Redlands Univ. . . . .	1979-81
Dickel, Dan (LB) Iowa . . . . .	1974-77
Dickerson, Eric (RB) SMU . . . . .	1987-91
Dickey, Curtis (RB) Texas A&M . . . . .	1980-85
Diehl, John (T) Virginia . . . . .	1961-64
Dilts, Bucky (P) Georgia . . . . .	1979
Dixon, Randy (OT) Pittsburgh . . . . .	1987-92
Dixon, Titus (WR) Troy State . . . . .	1989
Dixon, Zachary (RB) Temple . . . . .	1980-82
Domres, Marty (QB) Columbia . . . . .	1972-75
Donaldson, Ray (C) Georgia . . . . .	1980-92
Donovan, Art (DT) Boston Coll. . . . .	1953-61
Doughty, Glenn (WR) Michigan . . . . .	1972-79
Drougas, Tom (T) Oregon . . . . .	1972-73
Duncan, James (DB) Md. St. . . . .	1969-71
Dunlap, Len (DB) N. Tex. St. . . . .	1971
Dunn, Perry Lee (RB) Mississippi . . . . .	1969
Dupre, L. G. (RB) Baylor . . . . .	1955-59
Durham, Steve (DE) Clemson . . . . .	1982
Dutton, John (DE) Nebraska . . . . .	1974-78
Ecklund, Brad (C) Oregon . . . . .	1953
Edmunds, Randy (LB) Georgia Tech. . . . .	1972
Edwards, Dan (E) Georgia . . . . .	1953-54
Eggers, Doug (LB) S. Dakota St. . . . .	1954-57
Ehrmann, Joe (DT) Syracuse . . . . .	1973-80
Eisenhooth, Stan (OL) Towson State 1989	
Eiko, Bill (NT) LSU . . . . .	1987
Embre, Mel (E) Pepperdine . . . . .	1953
Emtman, Steve (DT) Washington . . . . .	1992
Enke, Fred (QB) Arizona . . . . .	1953-54
Faulkner, Jeff (DL) Southern . . . . .	1990
Feagin, Wiley (G) Houston . . . . .	1961-62
Feamster, Tom (T) Florida St. . . . .	1956
Feasel, Grant (C) Abilene Christian . . . . .	1983-84
Federspiel, Joe (LB) Kentucky . . . . .	1981
Felts, Bob (B) Florida A&M . . . . .	1965
Ferguson, Joe (QB) Arkansas . . . . .	1990
Fernandes, Ron (DE) Eastern Michigan . . . . .	1976-79
Fields, Greg (DE) Grambling . . . . .	1979-80
Fields, Jitter (DB) Texas . . . . .	1987
Figaro, Cedric (LB) Notre Dame . . . . .	1991
Finner, Tom (DT) Detroit . . . . .	1953-56
Flowers, Bernie (E) Purdue . . . . .	1956
Flowers, Dick (B) Northwestern . . . . .	1953
Foley, Tim (DT) Notre Dame . . . . .	1981
Foot, Chris (C) USC . . . . .	1980-81
Franklin, Willie (WR) Oklahoma . . . . .	1972
Fultz, Mike (DT) Nebraska . . . . .	1981
Gagliano, Bob (QB) Utah State . . . . .	1988
Gambol, Chris (OT) Iowa . . . . .	1988
Ganas, Rusty (DT) S. Carolina . . . . .	1971
Gardin, Ron (DB) Arizona . . . . .	1970-71
Gardner, Ellis (OL) Georgia Tech. . . . .	1984
Garrett, Mike (P) Georgia . . . . .	1981
Garry, Ben (RB) So. Mississippi . . . . .	1979-80
Gaubatz, Dennis (LB) LSU . . . . .	1965-69
George, Ed (T) Wake Forest . . . . .	1975
George, Jeff (QB) Illinois . . . . .	1990-92
Giannetti, Frank (DL) Penn State . . . . .	1991
Gilburg, Tom (T) Syracuse . . . . .	1961-65
Gill, Owen (RB) Iowa . . . . .	1985-86
Ginn, Hubert (RB) Florida A&M . . . . .	1973
Glasgow, Nesby (DB) Washington 1979-87	
Glick, Gary (B) Colo. A&M . . . . .	1961
Golsteyn, Jerry (QB) Northern Illinois 1979	
Goode, Chris (DB) Alabama . . . . .	1987-92
Goode, Tom (C) Mississippi St. . . . .	1970
Grant, Alan (DB) Stanford . . . . .	1990-91
Grant, Bob (LB) Wake Forest . . . . .	1968-70
Grant, Stephen (LB) W. Virginia . . . . .	1992
Graves, Marsharne (OT) Arizona . . . . .	1987
Green, Anthony (DT) N. Carolina State 1981	
Gregory, Ken (E) Whittier . . . . .	1961
Griffin, Wade (T) Mississippi . . . . .	1977-81
Griggs, Perry (KR) Troy State . . . . .	1977
Grimm, Dan (G) Colorado . . . . .	1969
Grimsley, Ed (LB) Akron . . . . .	1987
Gross, Lee (C) Auburn . . . . .	1979
Haines, John (DL) Texas . . . . .	1986
Hall, Randy (CB) Idaho . . . . .	1974, 76
Hamm, Bob (DE) Nev-Reno . . . . .	1987
Hancock, Kevin (LB) Baylor . . . . .	1987
Hand, Jon (DE) Alabama . . . . .	1986-92
Harbour, James (WR) Mississippi . . . . .	1986
Hardeman, Don (RB) Texas A&I . . . . .	1978-79
Harness, Jim (B) Mississippi St. . . . .	1986
Harold, George (B) Allen . . . . .	1966-67
Harris, Joe (LB) Georgia Tech . . . . .	1982
Harris, Wendell (DB) LSU . . . . .	1962-65
Harrison, Bob (B) Ohio U. . . . .	1961
Harrison, Dwight (DB) Texas A&I . . . . .	1978-79
Hart, Jeff (T) Oregon State . . . . .	1979-83
Hatchett, Derrick (CB) Texas . . . . .	1980-83
Hathaway, Steve (LB) West Virginia . . . . .	1984
Havriliak, Sam (B) Bucknell . . . . .	1969-73
Hawkins, Alex (B) South Carolina . . . . .	1955-65, 67-68
Hawthorne, Greg (TE) Baylor . . . . .	1987
Haymond, Alvin (DB) Southern U. 1964-67	
Heffern, Shawn (OL) Notre Dame . . . . .	1987
Heimkreiter, Steve (LB) Notre Dame . . . . .	1980
Hemphill, Darryl (FS) W. Texas State 1982	
Hendricks, Ted (LB) Miami (Fla.) . . . . .	1969-73
Henry, Bernard (WR) Arizona State 1982-85	
Henry, Steve (DB) Emporia State . . . . .	1981
Hepburn, Lonnie (CB) Texas So. . . . .	1971-72
Hermann, John (B) UCLA . . . . .	1956
Herosian, Brian (S) Connecticut . . . . .	1973
Herrmann, Mark (QB) Purdue . . . . .	1983-84, 1990-92
Herrod, Jeff (LB) Mississippi . . . . .	1988-92
Hester, Jessie (WR) Florida State 1990-92	
Hickman, Dallas (LB) California . . . . .	1981
Hicks, Dwight (S) Michigan . . . . .	1986
Hilger, Rusty (QB) Oklahoma State 1990-91	
Hill, Jerry (RB) Wyoming . . . . .	1961, 63-70
Hilton, Roy (DE) Jackson St. . . . .	1965-73
Hinton, Chris (G/T) Northwestern 1983-89	
Hinton, Chuck (DT) N. Carolina Col. 1972	
Hinton, Ed (WR) Oklahoma . . . . .	1969-72
Hoaglin, Fred (C) Pittsburgh . . . . .	1973
Hogeboom, Gary (QB) Central Michigan . . . . .	1986-88
Holloway, Cornell (DB) Pittsburgh 1990-92	
Holt, John (CB) W. Texas State . . . . .	1986-88
Horn, Dick (B) Stanford . . . . .	1958
Hudson, Nat (OG) Georgia . . . . .	1982
Huff, Ken (G) N. Carolina . . . . .	1975-82
Huffman, Darvell (WR) Boston U. . . . .	1991
Hugasian, Harry (B) Stanford . . . . .	1955
Humiston, Mike (LB) Weber St. 1981-82, 84	
Humm, David (QB) Nebraska . . . . .	1981-82
Hunley, LaMonte (LB) Arizona . . . . .	1985-86
Hunt, George (K) Tennessee . . . . .	1973
Hunter, Ivy Joe (RB) Kentucky . . . . .	1989-90
Hunter, James (NT) USC . . . . .	1982
Huzvar, John (RB) Pittsburgh . . . . .	1953-54
Hyde, Glenn (OT) Pittsburgh . . . . .	1982
Jackson, Ken (G) Texas . . . . .	1953-57
Jackson, Marcus (DL) Purdue . . . . .	1987
Jackson, Victor (DB) . . . . .	1986



# ALUMNI

James, June (LB) Texas . . . . . 1987  
 James, Tommy (B) Ohio St. . . . . 1956  
 Jarvis, Ralph (DL) Temple . . . . . 1990  
 Jaworski, Matt (LB) Colgate . . . . . 1991  
 Jefferson, Roy (WR) Utah . . . . . 1970  
 Jenkins, Fletcher (DE) Washington . . . . . 1982  
 Johnson, Anthony (RB) Notre Dame . . . . . 1990-92  
 Johnson, Cornelius (G) Va. Union 1968-72  
 Johnson, Ezra (DE) Morris Brown 1988-89  
 Johnson, Gary Don (DT) Baylor . . . . . 1980  
 Johnson, Greg (DT) Florida State . . . . . 1977  
 Johnson, Kelley (WR) Colorado . . . . . 1987  
 Johnson, Marshall (WR) Houston 1975-80  
 Johnson, Wayne (QB) Georgia . . . . . 1989  
 Jones, Bert (QB) LSU . . . . . 1973-81  
 Jones, Brian (LB) Texas . . . . . 1991  
 Jones, Bryant (DB) Toledo . . . . . 1987  
 Jones, Joe (TE) Va. Tech. . . . . 1987  
 Jones, Ricky (LB) Tuskegee . . . . . 1980-83  
 Jordan, Steve (K) USC . . . . . 1987  
 Joyce, Don (DE) Tulane . . . . . 1954-60  
 Justin, Sid (CB) Long Beach St. . . . . 1982  
 Kaczmarek, Mike (LB) Southern Ill. . . . . 1973  
 Kafentzis, Mark (S) Hawaii . . . . . 1983-84  
 Kalmanir, Tom (B) Nevada . . . . . 1953  
 Keane, Tom (DB) W. Virginia . . . . . 1953-54  
 Kearse, Tim (WR) San Jose St. . . . . 1987  
 Kellar, Scott (NT) N. Illinois . . . . . 1986-87  
 Kennedy, Jimmie (TE) Colorado State . . . . . 1975-77  
 Kekorian, Garry (QB) Stanford 1954-56, 58  
 Kern, Rex (DB) Ohio State . . . . . 1971-73  
 Kiel, Blair (QB) Notre Dame . . . . . 1986-87  
 Kirchiro, Bill (G) Maryland . . . . . 1962  
 Kirchner, Mark (OT) Baylor . . . . . 1984, 86  
 Kirkland, Mike (QB) Arkansas . . . . . 1976-78  
 Kirouac, Lou (T) Boston Coll. . . . . 1964  
 Klecko, Joe (NT) Temple . . . . . 1988  
 Knight, Steve (OL) Tennessee . . . . . 1987-88  
 Koffler, Matt (QB) San Diego State . . . . . 1985  
 Koman, Bill (G) North Carolina . . . . . 1956  
 Kostelnik, Ron (T) Cincinnati . . . . . 1969  
 Kovac, Ed (B) Cincinnati . . . . . 1960  
 Krahl, Jim (DT) Texas Tech. . . . . 1979-80  
 Krauss, Barry (LB) Alabama . . . . . 1979-88  
 Krouse, Ray (DE) Maryland . . . . . 1958  
 Kunz, George (T) Notre Dame 1975-77, 80  
 La Fleur, Greg (TE) LSU . . . . . 1986  
 Laird, Bruce (DB) American International . . . . . 1972-81  
 Landry, Greg (QB) Massachusetts 1979-81  
 Langas, Bob (E) Wayne . . . . . 1954  
 Lange, Bill (G) Dayton . . . . . 1953  
 Langhorne, Reggie (WR) Elizabeth City State . . . . . 1992  
 LaPointe, Ron (TE) Penn State . . . . . 1980  
 Larson, Kurt (LB) Michigan State 1989-90  
 Larson, Lynn (T) Kansas St. . . . . 1971-72  
 Laskey, Bill (LB) Michigan . . . . . 1971-72  
 Lattimore, Brian (RB) SE Missouri St. 1991  
 Leaks, Roosevelt (RB) Texas . . . . . 1975-79  
 Leberman, Bob (B) Syracuse . . . . . 1954  
 Lae, David (P) Louisiana Tech . . . . . 1966-78  
 Lee, Keith (DB) Colorado State . . . . . 1985  
 Lee, Monte (C) Texas . . . . . 1965  
 Lee, Ron (RB) West Virginia . . . . . 1976-78  
 Leiding, Jeff (LB) Texas . . . . . 1986-87  
 Lesane, Jimmy (B) Virginia . . . . . 1954  
 Lester, Keith (TE) Murray St. . . . . 1987  
 Lewis, Harold (B) Houston . . . . . 1959  
 Lewis, Joe (T) Compton . . . . . 1961  
 Linhart, Toni (K) Austria Tech. . . . . 1974-79  
 Linn, Jack (OT) West Virginia . . . . . 1991  
 Linne, Aubrey (E) TCU . . . . . 1961  
 Lipscomb, Gene (DT) Miller H.S. . . . . 1956-60  
 Little, Jack (T) Texas A&M . . . . . 1953-54  
 Lockett, J.W. (B) Okla. Central . . . . . 1963  
 Logan, Jerry (DB) W. Texas State 1963-72  
 Looney, Joe Don (RB) Oklahoma . . . . . 1964  
 Lorick, Tony (RB) Arizona St. . . . . 1964-67  
 Lowry, Orlando (LB) Ohio State . . . . . 1985-89  
 Luce, Derrel (LB) Baylor . . . . . 1975-78  
 Lush, Mike (DB) E. Stroudsburg St. . . . . 1986  
 Luther, Ed (QB) San Jose St. . . . . 1986  
 Lyles, Lenny (DB) Louisville . . . . . 1958, 61-69  
 Mackey, Dee (E) E. Texas St. . . . . 1961-62  
 Mackey, John (TE) Syracuse . . . . . 1963-71  
 MacLeod, Tom (LB) Minnesota . . . . . 1974-78  
 Maitland, Jack (RB) Williams . . . . . 1970  
 Manoa, Tim (RB) Penn State . . . . . 1991  
 Maples, Butch (C) Baylor . . . . . 1963  
 Marchetti, Gino (DE) USF . . . . . 1953-64, 66  
 Marshall, Greg (DT) Oregon St. . . . . 1978  
 Martin, Jim (K) Notre Dame . . . . . 1963  
 Martin, Robbie (WR) Cal Poly-SLO 1985-86  
 Martin, Sammy (WR) LSU . . . . . 1991  
 Mason, Lindsey (OT) Kansas . . . . . 1983  
 Match, Trevor (OL) Brigham Young . . . . . 1992

Matte, Tom (RB) Ohio St. . . . . 1961-72  
 Mattes, Ron (OT) Virginia . . . . . 1992  
 Mattiace, Frank (DL) Holy Cross . . . . . 1987  
 Matusak, Marvin (B) Tulsa . . . . . 1959-61  
 Mauck, Carl (LB) So. Illinois . . . . . 1969  
 Maxwell, Tom (B) Texas A&M . . . . . 1969-70  
 Maxwell, Vernon (LB) Arizona State . . . . . 1983-84  
 May, Ray (LB) USC . . . . . 1970-72  
 Mayo, Ron (TE) Morgan State . . . . . 1974  
 McCall, Reese (TE) Auburn . . . . . 1978-82  
 McCauley, Don (RB) N. Carolina . . . . . 1971-81  
 McClendon, Skip (DL) Arizona St. . . . . 1992  
 McCloskey, Mike (HB) Penn State . . . . . 1987  
 McCloughan, Dave (DB) Colorado . . . . . 1991  
 McCoy, Tony (NT) Florida . . . . . 1992  
 McDonald, Quintus (LB) Penn State 1989-91  
 McGregor, Keli (TE) Colorado State . . . . . 1985  
 McHan, Lamar (QB) Arkansas . . . . . 1961-63  
 McLemore, Chris (RB) Arizona . . . . . 1987  
 McMillan, Chuck (B) John Carroll . . . . . 1954  
 McMillan, Randy (RB) Pittsburgh . . . . . 1981-86  
 McNanie, Sean (DL) San Diego State 1990  
 McPhail, Buck (RB) Oklahoma . . . . . 1953  
 McQuaid, Dan (OL) Nevada-L.V. . . . . 1988  
 Memmelaar, Dale (G) Wyoming . . . . . 1966-67  
 Mendenhall, Ken (C) Oklahoma . . . . . 1971-80  
 Merritts, Jim (DL) West Virginia . . . . . 1987  
 Metcalf, Bo (FB) Baylor . . . . . 1984  
 Michaels, Lou (DE, K) Kentucky . . . . . 1964-69  
 Middleton, Frank (RB) Florida A & M 1984  
 Mike-Mayer, Steve (K) Maryland . . . . . 1979-80  
 Mildren, Jack (S) Oklahoma . . . . . 1972-73  
 Miller, Chuckie (DB) UCLA . . . . . 1988  
 Miller, Dan (K) Miami (Fla.) . . . . . 1982  
 Miller Eddie (WR) South Carolina . . . . . 1992  
 Miller, Fred (DT) LSU . . . . . 1963-72  
 Mills, Jim (T) Hawaii . . . . . 1983-84  
 Mioduszewski, Ed (B) Wm. & Mary . . . . . 1953  
 Mitchell, Lydell (RB) Penn State . . . . . 1972-77  
 Mitchell, Tom (TE) Bucknell . . . . . 1968-73  
 Mooney, Ed (LB) Texas Tech . . . . . 1972-73  
 Moore, Alvin (RB) Arizona State . . . . . 1983-84  
 Moore, Henry (B) Arkansas . . . . . 1957  
 Moore, Jimmy (G) Ohio State . . . . . 1981  
 Moore, Lenny (RB) Penn State . . . . . 1956-67  
 Morgan, Stanley (WR) Tennessee . . . . . 1990  
 Morrall, Earl (QB) Michigan St. . . . . 1968-71  
 Morrison, Don (OT) Texas-Arl . . . . . 1978  
 Mosier, John (TE) Kansas . . . . . 1972  
 Moss, Roland (RB, TE) Toledo . . . . . 1969  
 Moss, Zeffross (OT) Alabama State 1989-92  
 Mrosko, Bob (TE) Penn State . . . . . 1991  
 Mumphord, Lloyd (CB) Texas So. . . . . 1975-76  
 Munsey, Nelson (CB) Wyoming . . . . . 1972-77  
 Murray, Dan (LB) E. Stroudsburg St. . . . . 1989  
 Murray, Walter (WR) Hawaii . . . . . 1986-87  
 Murtha, Greg (OT) Minnesota . . . . . 1982  
 Mutscheller, Jim (E) Notre Dame . . . . . 1954-61  
 Myers, Bob (T) Ohio St. . . . . 1955  
 Myhra, Steve (LB, K) N. Dakota . . . . . 1957-61  
 Naposki, Eric (LB) Connecticut . . . . . 1989  
 Neal, Dan (C) Kentucky . . . . . 1973-74  
 Nelson, Andy (DB) Memphis St. . . . . 1957-63  
 Nelson, Dennis (T) Illinois State . . . . . 1970-74  
 Nettles, Doug (CB) Vanderbilt . . . . . 1974-79  
 Newsome, Billy (DE) Grambling . . . . . 1970-72  
 Nichols, Ricky (WR) East Carolina . . . . . 1985  
 Nichols, Robbie (LB) Tulsa . . . . . 1970-71  
 Noble, James (WR) S.F. Austin . . . . . 1987  
 Nottingham, Don (RB) Kent State 1971-73  
 Novak, Ken (DT) Purdue . . . . . 1976-77  
 Nowatzke, Tom (RB) Indiana . . . . . 1970-72  
 Nugent, Terry (QB) Colo. State . . . . . 1987  
 Nutter, Buzz (C) VPI . . . . . 1954-60, 65  
 Nyers, Dick (B) Indiana Central . . . . . 1956-57  
 Oatis, Victor (WR) N.W. Louisiana . . . . . 1983  
 O'Brien, Jim (K, WR) Cincinnati . . . . . 1970-72  
 O'Dell, Stu (LB) Indiana . . . . . 1978  
 Odum, Cliff (LB) Texas-Arlington . . . . . 1982-89  
 Oldham, Ray (S) Middle Tennessee State . . . . . 1973-77  
 Olds, Bill (RB) Nebraska . . . . . 1973-75  
 Oliver, Hubert (FB) Arizona . . . . . 1986  
 O'Neal, Calvin (LB) Michigan . . . . . 1978  
 Ontko, Bob (LB) Penn State . . . . . 1987  
 Orduna, Joe (RB) Nebraska . . . . . 1974  
 Orr, Jimmy (E) Georgia . . . . . 1961-70  
 Orvis, Herb (DT) Colorado . . . . . 1979-81  
 O'Steen, Dwayne (DB) San Jose St. . . . . 1982  
 Owens, Luke (T) Kent St. . . . . 1957  
 Owens, R. C. (E) Coll. of Idaho . . . . . 1962  
 Ozdowski, Mike (DE) Virginia . . . . . 1978-81  
 Padijen, Gary (LB) Arizona State 1982-84, 87  
 Pagel, Mike (QB) Arizona State . . . . . 1982-85  
 Pankey, Irv (OT) Penn State . . . . . 1991-92  
 Paris, William (OL) Michigan . . . . . 1991  
 Parker, Anthony (LB) Arizona State . . . . . 1989  
 Parker, Jim (T, G) Ohio St. . . . . 1957-67

# ALUMNI



- Parker, Steve (DE) Eastern Illinois 1983-84  
 Patera, Jack (LB) Oregon . . . . . 1955-57  
 Patten, Joel (OT) Duke . . . . . 1987-88  
 Pear, Dave (DT) Washington . . . . . 1975  
 Pearson, Preston (RB) Illinois . . . . . 1967-68  
 Peguese, Willis (DE) Miami . . . . . 1992  
 Pellington, Bill (LB) Rutgers . . . . . 1953-64  
 Pepper, Gene (G) Mississippi . . . . . 1954  
 Perkins, Bruce (RB) Arizona State . . . . . 1991  
 Perkins, Ray (WR) Alabama . . . . . 1967-71  
 Perry, Joe (RB) Compton . . . . . 1961-62  
 Perryman, Jim (DB) Millikin . . . . . 1987  
 Petersen, Ted (OT) Eastern Illinois . . . . . 1984  
 Peterson, Gerald (T) Texas . . . . . 1956  
 Petties, Neal (E) San Diego St. . . . . 1964-66  
 Pinkney, Reggie (DB) East Carolina 1979-81  
 Pittman, Charlie (RB) Penn St. . . . . 1971  
 Plantz, Ron (OL) Notre Dame . . . . . 1987  
 Plummer, Bruce (DB) Mississippi State 1989  
 Plunkett, Sherm (T) Md. St. . . . . 1958-60  
 Poole, Barney (E) Army, Mississippi 1953  
 Porter, Ricky (RB) Slippery Rock, Pa. 1983  
 Porter, Ron (LB) Idaho . . . . . 1967-69  
 Porter, Tracy (WR) LSU . . . . . 1983-84  
 Pratt, Robert (G) N. Carolina . . . . . 1974-81  
 Preas, George (T) VPI . . . . . 1955-65  
 Pricer, Billy (RB) Oklahoma . . . . . 1957-60  
 Prior, Mike (DB) Illinois State . . . . . 1987-92  
 Pruitt, James (WR) Cal. St.-Fullerton 1988-89  
 Pyle, Palmer (G) Michigan St. . . . . 1960-63  
 Raba, Bob (TE) Maryland . . . . . 1980  
 Radachowsky, George (DB) Boston College . . . . . 1984-85  
 Radevic, Scott (LB) Penn State . . . . . 1990-92  
 Radosevich, George (C) Pittsburgh 1954-56  
 Raiff, Jim (G) Dayton . . . . . 1954  
 Ramsey, Tom (QB) UCLA . . . . . 1989  
 Randle, Tate (CB) Texas Tech . . . . . 1983-86  
 Ransdell, Bill (QB) Kentucky . . . . . 1988  
 Raymond, Gerry (OG) Boston College 1982  
 Rechichar, Bert (DB, K) Tennessee 1953-59  
 Redd, Glen (LB) BYU . . . . . 1986  
 Reece, Geoff (C) Washington St. . . . . 1978  
 Reed, Mark (QB) Moorhead St., Minn. 1983  
 Reese, Guy (T) SMU . . . . . 1964-65  
 Remo, Roger (LB) Syracuse . . . . . 1987  
 Renfro, Dean (B) N. Texas St. . . . . 1955  
 Ressler, Glenn (G) Penn State . . . . . 1965-74  
 Rhodes, Danny (LB) Arkansas . . . . . 1974  
 Richardson, Jerry (E) Wofford . . . . . 1959-60  
 Richardson, Willie (WR) Jackson St. . . . . 1963-69, 71  
 Ricketts, Tom (OG) Pittsburgh . . . . . 1992  
 Riley, Butch (LB) Texas A&I . . . . . 1969  
 Riley, Eugene (TE) Ball State . . . . . 1990  
 Rison, Andre (WR) Michigan State . . . . . 1989  
 Robinson, Chas. (G) Morgan State . . . . . 1954  
 Robinson, Freddie (DB) Alabama . . . . . 1987-88  
 Robinson, Glenn (DE) Oklahoma St. . . . . 1975  
 Rowe, David (DT) Penn State . . . . . 1978  
 Rudnick, Tim (DB) Notre Dame . . . . . 1974  
 Saar, Brad (LB) Ball State . . . . . 1987  
 Salisbury, Sean (QB) USC . . . . . 1987  
 Sally, Jerome (NT) Missouri . . . . . 1987  
 Salter, Bryant (DB) Pittsburgh . . . . . 1976  
 Sample, John (DB) Maryland St. . . . . 1958-60  
 Sandusky, Alex (G) Clarion . . . . . 1954-66  
 Sanford, Leo (C) Louisiana Tech . . . . . 1958  
 Satterwhite, Howard (WR-KR) Sam Houston State . . . . . 1977  
 Saul, Bill (LB) Penn State . . . . . 1962-63  
 Schlichter, Art (QB) Ohio State 1982, 84-85  
 Schmiesing, Joe (DT-DE) New Mexico State . . . . . 1973  
 Schultz, William (OL) Southern Cal . . . . . 1990-92  
 Scott, Chris (DE) Purdue . . . . . 1984-85  
 Scott, Freddie (WR) Amherst . . . . . 1974-77  
 Sharkey, Ed (G) Duke, Nevada . . . . . 1953  
 Shaw, George (QB) Oregon . . . . . 1955-58  
 Sherer, Dave (E) SMU . . . . . 1959  
 Sherwin, Tim (TE) Boston College . . . . . 1981-87  
 Shields, Burrell (B) John Carroll . . . . . 1955  
 Shields, Lebron (G) Tennessee . . . . . 1960  
 Shinners, John (G) Xavier . . . . . 1972  
 Shinnick, Don (LB) UCLA . . . . . 1957-68  
 Shiver, Sanders (LB) Carson-Newman . . . . . 1976-83  
 Shlapak, Boris (K) Michigan State . . . . . 1972  
 Shoulders, Darin (OT) Tulane . . . . . 1991  
 Shula, Don (DB) John Carroll . . . . . 1953-56  
 Shula, David (WR) Dartmouth . . . . . 1981  
 Siani, Mike (WR) Villanova . . . . . 1978-80  
 Simmons, Dave (LB) North Carolina . . . . . 1982  
 Simmons, John (CB) SMU . . . . . 1987  
 Simmons, Stacey (WR) Florida . . . . . 1990  
 Simonini, Ed (LB) Texas A&M . . . . . 1976-81  
 Simonson, Dave (T) Minnesota . . . . . 1974  
 Simpson, Jack (B) Florida . . . . . 1958-60  
 Sims, Marvin (RB) Clemson . . . . . 1980-81  
 Sims, Tommy (S) Tennessee . . . . . 1986  
 Sinnott, John (OT) Brown . . . . . 1982  
 Siragusa, Tony (NT) Pittsburgh . . . . . 1990-92  
 Smith, Billy Ray (T) Arkansas . . . . . 1961-70  
 Smith, Bubba (DE) Michigan St. . . . . 1967-71  
 Smith, Byron (DE) California . . . . . 1984-85  
 Smith, Ed (LB) Vanderbilt . . . . . 1980-81  
 Smith, Zeke (WR) California . . . . . 1982  
 Smith, Ollie (WR) Tennessee State 1973-74  
 Smith, Phil (WR) San Diego State 1983-84  
 Smith, Zeke (LB) Auburn . . . . . 1960  
 Smolinski, Mark (B) Wyoming . . . . . 1961-62  
 Snyder, Pat (OL) Purdue . . . . . 1991  
 Solt, Ron (OG) Maryland . . . . . 1984-88, 92  
 Sommer, Mike (RB) George Washington . . . . . 1959-61  
 Speyer, Cotton (WR) Texas . . . . . 1972-74  
 Spinney, Art (G) Boston Coll. . . . . 1953-60  
 Stanback, Harry (DE) N. Carolina . . . . . 1982  
 Stargell, Tony (DB) Tenn. State . . . . . 1992  
 Stark, Rohn (P) Florida State . . . . . 1982-92  
 Staysniak, Joe (OT) Ohio State . . . . . 1992  
 Stevens, Howard (RB) Louisville . . . . . 1975-77  
 Stone, Avatus (B) Syracuse . . . . . 1958  
 Stonebreaker, Steve (LB) Detroit . . . . . 1964-66  
 Streeter, George (DB) Notre Dame . . . . . 1990  
 Strock, Don (QB) Virginia Tech . . . . . 1989  
 Strofolino, Mike (LB) Villanova . . . . . 1965  
 Stukes, Charles (DB) Md. St. . . . . 1967-72  
 Stynchula, Andy (T) Penn State . . . . . 1966-67  
 Sullivan, Dan (G, T) Boston College . . . . . 1962-72  
 Swoope, Craig (DB) Illinois . . . . . 1987-88  
 Szymanski, Dick (C, LB) Notre Dame . . . . . 1955, 57-68  
 Tabor, Tom (DT) Baylor . . . . . 1982  
 Taliaferro, George (B) Indiana . . . . . 1953-54  
 Taseff, Carl (B) John Carroll . . . . . 1953-61  
 Taylor, David (T) Catawba . . . . . 1973-79  
 Taylor, Hosea (DE) Houston . . . . . 1981, 83  
 Taylor, Jim Bob (QB) Georgia Tech . . . . . 1983  
 Taylor, Keith (DB) Illinois . . . . . 1988-91  
 Thomas, Jesse (B) Michigan St. . . . . 1955-57  
 Thomas, Spencer (DB) Washburn . . . . . 1976  
 Thompson, Arland (OG) Baylor . . . . . 1982  
 Thompson, Aundra (WR) East Texas State . . . . . 1983  
 Thompson, Don (DE) Richmond . . . . . 1962-63  
 Thompson, Donnell (DE) N. Carolina . . . . . 1981-91  
 Thompson, Norm (DB) Utah . . . . . 1977-79  
 Thompson, Ricky (WR) Baylor . . . . . 1976-77  
 Thornton, Reggie (WR) Bowling Green . . . . . 1991  
 Thorp, Don (NT) Illinois . . . . . 1987-88  
 Thurston, Fred (G) Valparaiso . . . . . 1958  
 Tomberlin, Pat (OT) Florida State . . . . . 1989-90  
 Toner, Ed (RB) Boston College . . . . . 1992  
 Tongue, Marco (CB) Bowie St. . . . . 1983  
 Toth, Zollie (RB) LSU . . . . . 1953-54  
 Troup, Bill (QB) S. Carolina . . . . . 1974, 76-78  
 Trudeau, Jack (QB) Illinois . . . . . 1986-92  
 Tullis, Willie (CB) Troy State . . . . . 1987-88  
 Tupa, Tom (QB) Ohio State . . . . . 1992  
 Turner, Bake (E) Texas Tech . . . . . 1962  
 Turner, Ricky (QB) Wash. State . . . . . 1988  
 Uñitas, John (QB) Louisville . . . . . 1956-72  
 Utt, Ben (OG) Georgia Tech . . . . . 1982-89  
 Vanderbeek, Matt (LB) Michigan St. . . . . 1990-92  
 Vander Poel, Mark (OT) Colorado . . . . . 1991-92  
 Van Duvier, Randy (T) Washington . . . . . 1981  
 Van Dyne, Bob (G) Idaho . . . . . 1974-80  
 Varty, Mike (LB) Northwestern . . . . . 1975  
 Venuto, Jay (QB) Wake Forest . . . . . 1981  
 Verdin, Clarence (WR) SW Louisiana 1988-92  
 Vessels, Billy (RB) Oklahoma . . . . . 1956  
 Virkus, Scott (DE) San Francisco CC. . . . . 1984-85  
 Vogel, Bob (T) Ohio St. . . . . 1963-72  
 Volk, Rick (DB) Michigan . . . . . 1967-75  
 Waechter, Henry (DE) Nebraska . . . . . 1983-84  
 Walczak, Mark (TE) Arizona . . . . . 1987  
 Walker, Tony (LB) SE Missouri State 1990-92  
 Wallace, Jackie (S) Arizona . . . . . 1975-76  
 Ward, Jim (QB) Gettysburg . . . . . 1967-69  
 Washington, Charles (DB) Cameron . . . . . 1989



# ALUMNI

Washington, Joe (RB) Oklahoma . 1978-80  
 Washington, Ronnie (LB) NE Louisiana 1989  
 Weathers, Clarence (WR) Delaware St. 1989  
 Welch, Jim (B) SMU . 1960-67  
 White, Brad (DT) Tennessee . . . . . 1984-85  
 White, Bob (B) Stanford . . . . . 1955  
 White, Stan (LB) Ohio State . . . . . 1972-79  
 Wilkerson, Daryl (DE) Houston . . . . . 1981  
 Williams, John (RB) Wisconsin . . . . . 1987  
 Williams, John (G) Minnesota . . . . . 1969-71  
 Williams, Kendall (CB) Arizona State 1983  
 Williams, Kevin (WR) USC . . . . . 1981  
 Williams, Newton (RB) Arizona State 1983  
 Williams, Oliver (WR) Illinois . . . . . 1985-86  
 Williams, Steve (DT) Western Car . . . . . 1974  
 Williams, Vaughn (DB) Stanford . . . . . 1984  
 Wilson, Butch (E) Alabama . . . . . 1963-67  
 Windauer, Bill (DT) Iowa . . . . . 1973-74  
 Wingate, Elmer (E) Maryland . . . . . 1953

Winkler, Jim (T) Texas A&M . . . . . 1953  
 Winter, Blaise (DE) Syracuse . . . . . 1984  
 Wisniewski, Leo (NT) Penn State . 1982-84  
 Womble, Royce (RB) N. Texas State 1954-57  
 Wonsley, George (RB) Mississippi State . . . . . 1984-88  
 Wood, Mike (K) S.E. Missouri . . . . . 1981-82  
 Woods, Mike (LB) Cincinnati . . . . . 1979-81  
 Wright, George (DT) Houston . . . . . 1970-71  
 Wright, Johnnie (RB) S.C.Columbus . 1982  
 Wright, Steve (T) Northern Iowa . 1983-84  
 Wright, Terry (DB) Temple . . . . . 1987-88  
 Yohn, Dave (C) Gettysburg . . . . . 1962  
 Young, Anthony (DB) Temple . . . . . 1985  
 Young, Buddy (B) Illinois . . . . . 1953-55  
 Young, Dave (TE) Purdue . . . . . 1983-84  
 Young, Dick (B) Chattanooga . . . . . 1955-56  
 Young, Fred (LB) New Mexico State 1988-90  
 Zabel, Steve (LB) Oklahoma . . . . . 1979

*The following players and coaches were members of the Baltimore Colts teams that played in the All American Football Conference and then in the NFL during the 1947-1950 seasons.*

## Coaches

Campofreda, Nick - W. Md. . . . . 1947  
 Konkright, Bill - Oklahoma . . . . . 1949  
 Crow, Clem - Notre Dame . . . . . 1950  
 Defilippo, Lou - Fordham . . . . . 1948  
 Driskill, Walter - Colorado . . . . . 1949  
 Edmonds, Don - Indiana . . . . . 1947  
 Hewlett, Andy - Davidson . . . . . 1947  
 Hunt, Joel - Texas A&M . . . . . 1947

Isbell, Cecil - Purdue . . . . . 1947-49  
 Michalske, Mike - Penn State . . . . . 1949  
 Miner, Wayne - Notre Dame . . . . . 1950  
 O'Rourke, Chas. - Boston College . . . . . 1949  
 Pirro, Rocco - Catholic U. . . . . 1950  
 Stidham, Tom - Haskell . . . . . 1947-48  
 Taylor, John - Ohio State . . . . . 1947

## Players

Akins, Frank (B) Washington St. . . . . 1947  
 Artoe, Lee (T) Santa Clara, Calif. . . . . 1948  
 Averno, Sisto (G) Muhlenberg . . . . . 1950  
 Barwegen, Dick (G) Purdue . . . . . 1948-49  
 Baumgartner, Bill (E) Minnesota . . . . . 1947  
 Bechotol, Hub (E) Texas . . . . . 1947-49  
 Benson, Warren (C) Minnesota . . . . . 1949  
 Berezney, Pete (T) Notre Dame . . . . . 1948  
 Black, John (B) Mississippi State . . . . . 1947  
 Blanda, George (QB) Kentucky . . . . . 1950  
 Blandin, Ernie (T) Tulane . . . . . 1948-50  
 Blount, Lamar (E) Mississippi State . 1947  
 Brown, Hardy (LB) Tulsa . . . . . 1950  
 Bursar, George (B) Purdue, USF . . . . . 1950  
 Burk, Adrian (QB) Baylor . . . . . 1950  
 Campbell, Leon (B) Arkansas . . . . . 1950  
 Case, Ernie (B) UCLA . . . . . 1947  
 Castiglia, Jim (B) Georgetown . . . . . 1947  
 Coleman, Herb (C) Notre Dame . . . . . 1948  
 Collins, Albin (B) LSU . . . . . 1950  
 Colo, Don (T) Brown . . . . . 1950  
 Cooper, Ken (C) Vanderbilt . . . . . 1949-50  
 Corley, Elbert (C) Mississippi State . 1948  
 Cowan, Bob (C) Indiana . . . . . 1949  
 Crisler, Hal (E) San Jose State . . . . . 1950  
 Cure, Armand (B) Rhode Island . . . . . 1947  
 Davis, Lamar (E) Ga. Tech . . . . . 1947-49  
 Dellerba, Spiro (B) Ohio State . . . . . 1948-49  
 Donovan, Art (DT) Boston College . . . . . 1950  
 Dudish, Andy (B) Georgia . . . . . 1947  
 Faunce, Everett (B) Minnesota . . . . . 1949  
 Filchock, Frank (B) Indiana . . . . . 1950  
 Fletcher, Oliver (E) USC . . . . . 1950  
 Fowler, Aubrey (B) Arkansas . . . . . 1948  
 French, Barry (G) Purdue . . . . . 1947-50  
 Galvin, John (B) Purdue . . . . . 1947  
 Gambino, Lucien (B) Maryland . . . . . 1948-49  
 Garrett, Bill (G) Miss. St. . . . . 1948-49  
 Getchell, Gorham (E) Temple . . . . . 1947  
 Gillory, Byron (B) Texas . . . . . 1949  
 Grain, Ed (G) Penn . . . . . 1947-48  
 Grossman, Rex (B) Indiana . . . . . 1947-48  
 Groves, George (G) Marquette . . . . . 1948  
 Handley, Dick (C) Fresno State . . . . . 1947  
 Hekkers, George (T) Wisconsin . . . . . 1947  
 Higgins, Luke (G) Notre Dame . . . . . 1947  
 Hillenbrand, Bill (B) Indiana . . . . . 1947-48  
 Jagade, Harry (B) Indiana . . . . . 1949  
 Jenkins, Jon (T) Dartmouth . . . . . 1949-50  
 Jensen, Bob (E) Iowa State . . . . . 1950  
 Jones, Ralph (E) Alabama . . . . . 1947  
 Kasap, Mike (T) III & Purdue . . . . . 1947  
 Kelley, Bob (B) Notre Dame . . . . . 1949  
 King, Ed (G) Boston College . . . . . 1950  
 Kingery, Wayne (B) LSU . . . . . 1949  
 Kissell, Vito (B) Holy Cross . . . . . 1950  
 Klug, Al (T) Marquette . . . . . 1947-48  
 Kodba, Joe (C) Purdue . . . . . 1947  
 Konetsky, Floyd (E) Florida . . . . . 1947  
 Landrigan, Jim (T)  
 Holy Cross-Dartmouth . . . . . 1947  
 Leicht, Jake (B) Oregon . . . . . 1948-49

Leonard, Bill (E) Notre Dame . . . . . 1949  
 Lio, Augie (G) Georgetown . . . . . 1947  
 Livingston, Bob (B) Notre Dame . . . . . 1950  
 Madar, Elmer (E) Michigan . . . . . 1947  
 Maggioli, Achille (B) Notre Dame . . . . . 1950  
 Marino, Vic (G) Ohio State . . . . . 1947  
 Maves, Earl (B) Wisconsin . . . . . 1948  
 Mayne, Lew (B) Texas . . . . . 1948  
 Mazzanti, Gino (B) Arkansas . . . . . 1950  
 McCormick, Len (C) Baylor . . . . . 1948  
 Mellus, John (T) Villanova . . . . . 1947-49  
 Mertes, Bus (B) Iowa . . . . . 1947-48  
 Meyer, Gil (E) Wake Forest . . . . . 1947  
 Mobley, Ruby (B) Hardin-Simmons . . . . . 1947  
 Murray, Earl (G) Purdue . . . . . 1950  
 Mutryn, Chet (B) Xavier . . . . . 1950  
 Nelson, Bob (C) Baylor . . . . . 1950  
 Nemeth, Steve (B) Notre Dame . . . . . 1947  
 Nolander, Don (C) Minnesota . . . . . 1947  
 North, John (E) Vanderbilt . . . . . 1948-50  
 Nowasky, Bob (DE) Washington 1948-50  
 Oristaglio, Bob (E) Penn . . . . . 1950  
 O'Rourke, Chas. (B) Boston College 1948-49  
 Owens, Jim (E) Oklahoma . . . . . 1950  
 Page, Paul (B) SMU . . . . . 1949  
 Perina, Bob (B) Princeton . . . . . 1950  
 Perlich, George (T) Georgetown . . . . . 1947  
 Pfohl, Bob (B) Purdue . . . . . 1948-49  
 Phillips, Mike (C) W. Maryland . . . . . 1947  
 Poole, Oliver (E) Mississippi . . . . . 1948  
 Prewitt, Felto (C) Tulsa . . . . . 1949  
 Rich, Herb (B) Vanderbilt . . . . . 1950  
 Ruthstrom, Ralph (B) SMU . . . . . 1949  
 Salata, Paul (E) USC . . . . . 1950  
 Schweder, John (G) Penn . . . . . 1950  
 Schwenk, Bud (B) Wash. U. . . . . 1947  
 Sidorik, Alex (T) Miss. St. . . . . 1948-49  
 Sigurdson, Sig (E) Lutheran . . . . . 1947  
 Simmons, Jack (G) Detroit . . . . . 1948  
 Sinkwich, Frank (B) Georgia . . . . . 1947  
 Smith, Joe (E) Texas Tech . . . . . 1948  
 Spaniel, Frank (B) Notre Dame . . . . . 1950  
 Spavital, Jim (B) Okla. A&M . . . . . 1950  
 Spinney, Art (G) Boston College . . . . . 1950  
 Spruill, Jim (T) Rice . . . . . 1948-49  
 Stewart, Ralph (C) Missouri-N.D. . . . . 1948  
 Stone, Bill (B) Bradley . . . . . 1949-50  
 Sylvester, John (B) Temple . . . . . 1948  
 Terrell, Ray (B) Mississippi . . . . . 1947  
 Tilman, Alonzo (C) Oklahoma . . . . . 1949  
 Tittle, Y.A. (QB) LSU . . . . . 1948-50  
 Trebotich, Ivan (B) St. Mary's . . . . . 1947  
 Vacanti, Sam (B) Nebraska . . . . . 1948-49  
 Vardian, John (B) Ft. Pierce . . . . . 1947-48  
 Wedemeyer, Herman (B) St. Mary's . . . . . 1949  
 Williams, Joel (C) Texas . . . . . 1950  
 Williams, Windell (E) Rice . . . . . 1948  
 Wright, John (B) Maryland . . . . . 1947  
 Yokas, Frank (G) Great Lakes NTS . . . . . 1947  
 Zaleski, Ernie (B) Notre Dame . . . . . 1950  
 Zorich, George (G) Northwestern . . . . . 1947



## THE COLTS DRAFT STORY

### COLTS FIRST ROUND DRAFT CHOICES

- |   |  |
|---|--|
| 1953—Billy Vessels, HB, Oklahoma        | 1974—John Dutton, DE, Nebraska         |
| 1954—Cotton Davidson, QB, Baylor        | Roger Carr, WR, Louisiana Tech         |
| 1955—George Shaw, QB, Oregon<br>(bonus) | 1975—Ken Huff, G, North Carolina       |
| Alan Ameche, FB, Wisconsin              | 1976—Ken Novak, DT, Purdue             |
| 1956—Lenny Moore, HB, Penn State        | 1977—Randy Burke, WR, Kentucky         |
| 1957—Jim Parker, T, Ohio State          | 1978—Reese McCall, TE, Auburn          |
| 1958—Lenny Lyles, HB, Louisville        | 1979—Barry Krauss, LB, Alabama         |
| 1959—Jackie Burkett, C-LB, Auburn       | 1980—Curtis Dickey, RB, Texas A&M      |
| 1960—Ron Mix, T, Southern Cal           | Derrick Hatchett, DB, Texas            |
| 1961—Tom Matte, HB, Ohio State          | 1981—Randy McMillan, RB, Pittsburgh    |
| 1962—Wendell Harris, HB, LSU            | Donnell Thompson, DE, North Carolina   |
| 1963—Bob Vogel, T, Ohio State           | 1982—Johnie Cooks, LB, Mississippi St. |
| 1964—Marv Woodson, HB, Indiana          | Art Schlichter, QB, Ohio State         |
| 1965—Mike Curtis, FB-LB, Duke           | 1983—John Elway, QB, Stanford          |
| 1966—Sam Ball, T, Kentucky              | 1984—Leonard Coleman, CB, Vanderbilt   |
| 1967—Bubba Smith, T, Michigan State     | Ron Solt, OG, Maryland                 |
| 1968—John Williams, G, Minnesota        | 1985—Duane Bickett, LB, Southern Cal   |
| 1969—Eddie Hinton, FL, Oklahoma         | 1986—Jon Hand, DE, Alabama             |
| 1970—Norm Bulaich, RB, TCU              | 1987—Cornelius Bennett, LB, Alabama    |
| 1971—Don McCauley, RB, N. Carolina      | 1988—No Selection                      |
| Leonard Dunlap, DB, N. Texas St.        | 1989—Andre Rison, WR, Michigan State   |
| 1972—Tom Drougas, T, Oregon             | 1990—Jeff George, QB, Illinois         |
| 1973—Bert Jones, QB, LSU                | 1991—No Selection                      |
| Joe Ehrmann, DT, Syracuse               | 1992—Steve Emtman, DT, Washington      |
|   | Quentin Coryatt, LB, Texas A&M         |
|   | 1993—Sean Dawkins, WR, California      |

### 1953

1—Billy Vessels, HB, Oklahoma; 2—Bernie Flowers, E, Purdue; 3—Buck McPhail, FB, Oklahoma; 4—Tom Catlin, C, Oklahoma; 5—Jack Little, T, Texas A&M; 6—Jim Sears, HB, USC; 7—Bill Athey, G, Baylor; 8—Jim Prewett, T, Tulsa; 9—Bob Blair, TE, TCU; 10—John Cole, HB, Arkansas; 11—Gene Rossi, HB, Cincinnati; 12—Kaye Vaughn, G, Tulsa; 13—Bobby Moorhead, HB, Georgia Tech; 14—Frank Continetti, G, George Washington; 15—Buddy Sutton, HB, Arkansas; 16—Jim Currin, E, Dayton; 17—George Rambour, T, Dartmouth; 18—LeRoy Labat, HB, LSU; 19—Bill Powell, HB, California; 20—Pete Russo, T, Indiana; 21—Frank Kirby, T, Bucknell; 22—Merlin Gish, C, Kansas; 23—Mike Houseplan, G, Tulane; 24—Monte Brethauer, E, Oregon; 25—Joe Szombathy, E, Syracuse; 26—Scott Prescott, C, Minnesota; 27—Ray Graves, HB, Texas A&M; 28—Joe Sabol, HB, UCLA; 29—Jack Allesandrini, G, Notre Dame; 30—Tom Roche, T, Northwestern.

### 1954

1—Cotton Davidson, QB, Baylor; 2—Larry Grigg, B, Oklahoma U.; 4—Thomas Allman, B, W. Virginia; 5—Don Ellis, B, Texas A&M; 7—Glenn Turner, B, Georgia Tech; 8—Dennis McCotter, G, Detroit U; 9—Robert Adams, G, Shippensburg St. Tchrs.; 10—Robert Schoonmaker, B, Missouri; 11—Robert Leberman, B, Syracuse; 12—Donald Chelf, T, Iowa; 13—David McMillan, B, John Carroll; 14—Ordell Brasse, T, S. Dakota State; 15—Joseph D'Agostino, G, Florida; 16—Alex Sandusky, C, Clarion St. Tchrs.; 17—Thomas Adkins, C, Kentucky; 18—Richard Shinault, B, Texas Western; 19—Charles Wenzlau, C, Miami (Ohio); 20—Raymond Berry, E, S.M.U.; 21—Robert Lade, G, Nebraska St. Tchrs.; 22—Robert Meyer, T, Ohio State; 23—Leon Hardeman, B, Georgia Tech; 24—Donald Kerlin, B, Concordia; 25—Pepper Rodgers, B, Georgia Tech; 26—Jesus Esparza, T, New Mexico A&M; 27—William Sennett, C, Georgia Tech; 28—Raymond Ecstrom, C, Westminster; 29—Claude Taliaferro, B, Illinois; 30—Patrick Abruzzi, B, Rhode Island.

### 1955

Bonus Pick—George Shaw, QB, Oregon; 1—Alan Ameche, B, Wisconsin; 2—Richard Syzmanski, C, Notre Dame; 3—L. G. Dupre, B, Baylor; 4—Jack Patera, G, Oregon (Traded by New York); 5—George Preas, G, V.P.I.; 6—Leo Lewis, B, Lincoln University (Missouri); 7—Frank McDonald, C, Miami (Florida); 8—Dale Meinert, G, Oklahoma A&M; 9A—Walter Bryan, B, Texas Tech; 9B—William Evans, G, Miami (Ohio) Traded by New York; 11—Emil Radik, B, Omaha; 12—Dick Chorovich, T, Miami (Ohio); 13—Pat Abbruzzi, B, Rhode Island; 14—John Lee, B, Georgia Tech; 15—Gerald Peterson, T, Texas; 16—Dick Laswell, T, T.C.U.; 17—Wesley Clark, T, Mississippi Southern; 18—Charles Shepherd, B, North Texas State; 19—James Cobb, T, Abilene Christian; 20—Charles Cianciola, C, Lawrence College; 21—Nick Manych, C, Michigan state Normal; 22—Jerry Welch, B, South Dakota State; 23—Dick McNamara, B, Minnesota; 24—Alex Esquivel, B, Mexico City College (Mexico); 25—Richard Grann, T, Rhode



## DRAFT HISTORY

Island; 26—Marion Minker, T, Bucknell; 27—James Locke, T, V.P.I.; 28—Robert Myers, T, Ohio State; 29—Bill Waters, T, Austin College.

### 1956

1—Lenny Moore, HB, Penn State; 2—Dick Donlin, E, Hamline; 3—Bob Pascal, HB, Duke; 4—B.C. Inabinet, T, Clemson; 5—Herb Gray, E, Texas; 6—Dan Schmidt, HB, Texas Tech; 7—Bill Waters, T, Austin; 8—Bill Koman, G, North Carolina; 9—John Lewis, E, Michigan State; 10—Gene Scott, HB, Centre; 11—Dennis Shaw, E, N. Texas State; 12—Steve Myhra, G, North Dakota; 13—Jack Hill, HB, Utah State; 14—Ted Schwanger, HB, Tennessee Poly; 15—John Polzer, LB, Virginia; 16—Gene Hendrix, HB, Drake; 17—Bill Dannenhauer, E, Emporia; 18—Earl Looman, G, Stetson; 19—Bob Fyvie, T, Lafayette; 20—Bob Hill, FB, Jackson; 21—Jim Harness, HB, Mississippi State; 22—Pat Del Vicaro, G, Mississippi Southern; 23—Al Stephenson, T, Idaho State; 24—Bobby Fox, HB, E, Texas State; 25—Bradley Mills, HB, Kentucky; 26—Jim Lohr, G, S.E. Missouri; 27—Herb Hartwell, HB, Virginia; 28—John Shearer, QB, Shepherd; 29—Jim Rusher, E, Kansas State; 30—Terry Sweeney, HB, Middle Tenn. State.

### 1957

1—Jim Parker, T, Ohio State; 2—Don Shinnick, LB, UCLA; 3—Luke Owens, T, Kent State; 4—Jackie Simpson, HB, Florida; 5—Ron Underwood, HB, Arkansas; 6—Bill Pricer, FB, Oklahoma; 7—Reuben Saage, HB, Baylor; 8—Jack Harmon, HB, East Oregon State; 9—Robert White, T, Otterbein; 10—Joe Grisham, E, Austin Peay; 11—Andy Nelson, QB, Memphis State; 12—Don Simonic, T, Tennessee Poly; 13—John Call, HB, Colgate; 14—Joe Guido, HB, Youngstown; 15—Hall Whitley, C, Texas A.&I.; 16A—Joe Cannavino, HB, Ohio State (In trade for fullback Charles Shepard); 16B—Ed Preelock, T, Kansas; 17—Dan Wisniewski, G, Pittsburgh; 18—Jim Villa, HB, Allegheny; 19—Charles Frochle, T, St. John's of Minn.; 20—Walt Livingstone, HB, Heidelberg; 21—Owen Mulholland, HB, Houston; 22—Chet Van Atta, LB, Kansas; 23—Connie Baird, E, Hardin-Simmons; 24—Harwood Hoeft, E, South Dakota State; 25—Harlon Geach, T, College of Idaho; 26—Joe Unitas, T, Louisville; 27—Len DeMalon, LB, St. Vincent's of Pennsylvania; 28—Walt Schneider, T, Colorado; 29—Bob Rasmussen, G, Minnesota; 30—Bob Bailey, E, Thiel.

### 1958

1—Leonard Lyles, HB, Louisville; 2—Bob Stransky, HB, Colorado; 3—Joe Nicely, G, West Virginia; 4—Les Walters, E, Penn State; 5—Raymond Brown, QB-HB, Mississippi; Bob Taylor, E, Vanderbilt; 7—John Sample, HB, Maryland State (in trade from Pittsburgh); John Diehl, T, Virginia; 8—Floyd Peters, G, San Francisco State; 9—Harold Bullard, FB, Lenoir Rhyne; 10—Ray Schamber, HB, South Dakota; 11—Bobby Jordan, HB, V.M.I.; 12—Tommy Addison, T, South Carolina; 13—Jerry Richardson, E, Wofford; 14—Ken Hall, HB-FB, Texas A. & M.; 15—Les Carney, HB, Ohio; 16—Arch Matos, G-LB, Michigan State; 17—James Reese, QB, Minnesota; 18—Dale Lloyd, C, Georgia; 19—Tim Murnen, G, Bowling Green; 20—Tom Forrestal, QB, Navy; 21—Jim Faulk, HB, Texas Christian; 22—Bob McKee, E, Monmouth; 23—Phil Parslow, HB, UCLA; 24—Bobby Sandin, HB, Tennessee; 25—Jim Roundtree, HB, Florida; 26—Bob Grimes, G, Central Michigan; 27—George Dintiman, HB, Lock Haven Teachers; 28—Jim Murphy, T, East Tennessee State Teachers; 29—Doug Padgett, E, Duke; 30—Gary Lund, G, Utah State.

### 1959

1—Jackie Burkett, C, LB, Auburn; 2—Dave Sherer, E, S.M.U.; 3—Traded to Detroit for Ray Krouse; 4—Zeke Smith, G, LB, Auburn; 5—Hanson Churchwell, G, LB, Mississippi; 6—Palmer Pyle, T, Michigan State; 7—Harold Lewis, HB, Houston; 8—Tom Coffey, HB, West Texas State; 9—Tom Brown, G, Minnesota; 10—Don Stewart, E, S.M.U.; 11—Tom Stephens, HB, Syracuse; 12—Richard Wood, QB, Auburn; 13—Rudy Smith, G-T, Mississippi; 14—Fredie Burket, HB, Southeastern Oklahoma; 15—Ted Foret, T, Auburn; 16—Morris Keller, T, Clemson; 17—Leroy Bergen, T, South Dakota State; 18—Opie Bandy, E-LB, Tulsa; 19—Milton Crain, C-LB, Mississippi; 20—Paul Balonick, C-LB, North Carolina State; 21—John Hearnstein, FB, Michigan; 22—Lonny Leatherman, T, T.C.U.; 23—Bob Davis, HB, Houston; 24—Bob Nonogratz, G-LB, Army; 25—Ed Kieffer, HB, Syracuse; 26—Rene Lorio, HB, Mississippi Southern; 27—Thurman Terry, T, Rice University; 28—Fred Long, FB, Iowa; 29—Perry McGriff, E, Florida; 30—Blair Weese, FB, West Virginia Tech.

### 1960

1—Ron Mix, T, U.S.C.; 2—Don Floyd, T, T.C.U.; 2—Marvin Terrell, G, Mississippi (selection obtained in trade with New York for George Shaw); 3—Jim Welch, HB, S.M.U.; 4—Geerhard Schwedes, HB, Syracuse; 5—Marvin Laster, HB, T.C.U.; 6—Al Bansavage, G, U.S.C.; 7—Harry Beabout, T, Purdue; 8—Jim Colvin, T, Houston; 9A—Bob Hall, T, Kent State; 9B—Don Perkins, HB, New Mexico (selection obtained in trade with Philadelphia for Jimmy Carr); 10A—Ernest Barnes, C, North Carolina College; 10B—Bobby Boyd, QB, Oklahoma (selection obtained in trade with Washington for Hanson Churchwell); 11—Bob Wehking, C, Florida; 12—Bill Bucek, HB, Rice; 13—Jim Nemeth, C, South Carolina; 14—Dale Johannson, T, Augustana College; 15—Larry Grantham, E, Mississippi; 16—George Boynton, HB, East Texas State; 17—Jim Beaver, T, Florida; 18—Don Sheeham, T, Chattanooga; 19—Bill Carpenter, E, Army; 20—Bob Hogue, T, Shepherd.

## DRAFT HISTORY



### 1961

1—Tom Matte, HB, Ohio State; 2—Tom Gilburg, T, Syracuse; 3—Jerry Hill, HB, Wyoming; 4—Ken Gregory, E, Whittier; 5A—Ron Osborne, T, Clemson; 5B—Ed Dyas, FB, Auburn; 6—Don Kern, HB, V.M.I.; 7—Ike Grimsley, HB, Michigan State; 8—Paul Terhes, QB, Bucknell; 9—Pete Nicklas, T, Baylor; 10—Bob Clemens, HB, Pitt; 11—Ralph White, T, Bowling Green; 12—Dick Reynolds, T, North Carolina State; 13—Dallas Garber, FB, Marietta; 14—Bob Hunt, T, S.M.U.; 15—E. A. Sims, E, New Mexico State; 16—Tom Weisner, FB, Wisconsin; 17—Steve Jastrzembki, E, Pitt; 18—Wilson Allison, T, Baylor; 19—Joe Novsek, T, Tulsa; 20—Al Kimbrough, HB, Northwestern.

### 1962

1—Wendell Harris, HB, Louisiana State; 2—Bill Saul, LB, Penn State; 3—Dan Sullivan, T, Boston College; 4—Jim Dillard, HB, Oklahoma State; 5—Jerry Croft, G, Bowling Green; 6—traded to Green Bay; 7—Fred Miller, T, Louisiana State (future); 8—Pete Brokaw, HB, Syracuse; 9A—Roy Walker, FB, Purdue; 9B—Walt Rappold, QB, Duke; 10—Fred Moore, T, Memphis State; 11—Scott Tyler, HB, Miami, Ohio; 12—Bake Turner, HB, Texas Tech; 13—Charles Holmes, FB, Maryland State; 14—Stinson Jones, HB, V.M.I.; 15—Joe Monte, G, Furman; 16—Ray Abruzzese, HB, Alabama; 17—Bill Knocke, HB, Fresno State; 18—Mel Rideout, QB, Richmond; 19—Fred Gillett, HB, Los Angeles State; 20—Herm McKee, HB, Washington State.

### 1963

1—Bob Vogel, T, Ohio State; 2A—John Mackey, E-HB, Syracuse; 2B—Butch Wilson, FB, Alabama; 3—Traded to St. Louis; 4A—Jerry Logan, HB, West Texas State; 4B—Harlow Fullwood, T, Virginia Union; 5—Bill Ventura, E, Richmond; 6—Jerry Cook, HB, Texas; 7—Willie Richardson, E, Jackson State; 8—Dave Hayes, FB, Penn State; 9—Don Trull, QB, Baylor; 10—Bill Siekierski, G, Missouri; 11—Winston Hill, T, Texas Southern; 12—Butch Maples, C, Baylor; 13—Paul Watters, T, Miami, Ohio; 14—Neil Petties, E, San Diego State; 15—Leon Mavity, HB, Colorado; 16—Dick Quast, E, Memphis State; 17—Kern Carson, HB, San Diego State; 18—Luther Woodruff, T, North Carolina A & T; 19—Steve Berzansky, FB, West Virginia; 20—D. L. Hurd, E, San Francisco State.

### 1964

1—Marv Woodson, HB, Indiana; 2—Tony Lorick, HB, Arizona State; 3—Traded to Green Bay; 4—Ted Davis, LB, Georgia Tech; 5—Ed Lothamer, T, Michigan State; 6—Jim Mazurek, T, Syracuse; 7—Ken Sugarman, T, Whitworth; 8—John Williamson, LB, Louisiana Tech; 9—Vince Turner, HB, Missouri; 10—Traded to Detroit; 11—John Paglio, T, Syracuse; 12—Ken Graham, HB, Washington State; 13—Charlie Parker, T, Southern Mississippi; 14—John Case, E, Clemson; 15—Larry Kramer, T, Nebraska; 16—Roger Lopes, FB, Michigan State; 17—Don Green, HB, Susquehanna; 18—Alvin Haymond, HB, Southern U; 19—Owen Dejanovich, T, Arizona State (Flagstaff); 20—John Butler, FB, San Diego State.

### 1965

1—Mike Curtis, FB-LB, Duke; 2—Ralph Neely, T, Oklahoma; 3A—Traded to San Francisco; 3B—Glenn Ressler, G, Penn State (from Vikings); 4A—Dave Johnson, HB, San Jose State; 4B—Martin Schottenheimer, LB, Pitt (from Redskins); 5—John McGuire, E, Syracuse; 6A—Al Atkinson, T, Villanova; 6B—Bob Felts, HB, Florida A&M (from Giants); 7—John Kolocek, T, Corpus Christi; 8—Roosevelt Davis, T, Tennessee A&I; 9—Tom Bleick, HB, Georgia Tech; 10—George Harold, HB, Allen U; 11—Lamar Richardson, E, Fisk U; 12—Ted Radosovich, G, Cincinnati; 13—Bruce Airheart, HB, North Dakota State; 14—Jerry Fishman, LB, Maryland; 15—Roy Hilton, E, Jackson State; 16—Steve Tensi, QB, Florida State; 17—Rick Reichardt, E, Wisconsin; 18—Charley King, HB, Purdue; 19—Barry Brown, E-LB, Florida; 20—George Haffner, QB, McNeese State; Raymond Johnson, C, Prairie View (from Washington).

### 1966

1—Sam Ball, T, Kentucky; 2—Butch Allison, G, Missouri; 3—Rick Kestner, E, Kentucky; 4A—Rod Sherman, FL, Southern California (from Cowboys); 4B—Hoyle Granger, FB, Mississippi State; 5—Traded to Cowboys; 6—Stas Moliszewski, LB, Princeton; 7A—Dave Ellis, T, North Carolina State (from 49ers); 7B—Ray Perkins, FL, Alabama; 8A—Gerald Allen, HB, Omaha (from Vikings); 8B—Jack White, QB, Penn State; 9—Gerald Gross, HB, Auburn; 10—Claude Brownlee, DE, Benedict; 11—Eric Crabtree, HB, Pittsburgh; 12—Jim Carter, G, Tennessee A&I; 13—Bob Hadrick, E, Purdue; 14—Jim Ward, QB, Gettysburg; 15—Lee Garner, LB, Mississippi; 16—Rod Steward, E, Duke; 17—Randy Matson, T, Texas A&M (found ineligible for drafting); 18—Ed Toner, T, Massachusetts; 19—Ken Duke, FB, Morgan State; 20—Tom Carr, T, Morgan State.

### 1967

1A—Bubba Smith, DE, Michigan State (From Saints); 1B—Jim Detwiler, HB, Michigan; 2—Rick Volk, DB, Michigan; 3A—Norman Davis, G, Grambling (from Saints); 3B—Leon Ward, LB, Oklahoma State; 4—Charles Stukes, DB, Maryland State; 5—Ron Porter, LB, Idaho (from Falcons); 6—Terry Southall, QB, Baylor; 7—Bo Rein, FL, Ohio State; 8A—Lee Anderson, DT, Bishop (from Cardinals); 8B—Cornelius Johnson, T, Virginia Union; 9—Ron Kirkland, HB, Nebraska; 10—Leigh Gilbert, FB, Northern Illinois; 11—Herman Reid, T, St. Augustine's; 12A—Preston Pearson, DB, Illinois (from



## DRAFT HISTORY

Steelers); 12B—J. B. Christian, G, Oklahoma State; 13—Marc Allen, DT, West Texas State; 14—Pat Conley, LB, Purdue; 15—Bob Wade, DB, Morgan State; 16—Don Alley, FL, Adams State; 17—Traded to Saints.

### 1968

1—John Williams, T, Minnesota; 2—Bob Grant, LB, Wake Forest; 3—Rich O'Hara, E, Northern Arizona; 4—James Duncan, DB, Maryland State; 5—Paul Etzey, LB, Toledo; 6—Traded to Atlanta; 7—Anthony Andrews, HB, Hampton Institute; 8—Tommy Davis, DT, Tennessee A&I; 9—Terry Cole, FB, Indiana; 10A—Ocie Austin, DB, Utah State; 10B—Ed Tomlin, FB, Hampton Institute; 11—Bill Pickens, G, Houston; 12—James Jackson, DT, Jackson State; 13—Howie Tennebar, G, Kent State; 14—Charles Mitchell, TE, Alabama State; 15—Jeff Beaver, QB, North Carolina; 16—Walt Blackledge, FL, San Jose State; 17—Ray Pederson, G, State College of Iowa.

### 1969

1—Ed Hinton, FL, Oklahoma; 2A—Ted Hendricks, LB, Miami; 2B—Tom Maxwell, DB, Texas A&M; 3—Dennis Nelson, T, Illinois State; 4—Jackie Stewart, FB, Texas Tech; 5—King Dunlap, DT, Tenn. A&I; 6—Bill Fortier, G, Louisiana State; 7A—Gary Fleming, LB, Stanford; 7B—Roland Moss, RB, Toledo; 8—Sam Havrilak, DB, Bucknell; 9A—George Wright, DT, Sam Houston; 9B—Larry Good, QB, Georgia Tech; 10—Marion Griffin, TE, Purdue; 11—Ken Delaney, T, Akron; 12—Butch Riley, LB, Texas A&I; 13—Carl Mauck, LB, So. Ill.; 14—Dave Bartelt, LB, Colorado; 15—George Thompson, DB, Marquette; 16—Jim McMillan, FL, The Citadel; 17—Joe Cowan, FL, Johns Hopkins.

### 1970

1—Norm Bulaich, RB, TCU; 2—Jim Bailey, DT, Kansas; 3A—Jim O'Brien, K-WR Cincinnati; 3B—Ara Person, TE, Morgan State; 4—Steve Smear, DT, Penn State; 5—Billy Newsome, DE, Grambling; 6—Ron Gardin, FL, Arizona; 7—Gordon Slade, QB, Davidson; 8—Bob Bouley, T, Boston College; 9—Barney Harris, CB, Texas A&M; 10—Dick Palmer, LB, Kentucky; 11—George Edwards, RB, Fairmont St. (W. Va.); 12—Don Burrell, FL, Angelo St.; 13—Dave Polak, LB, Bowling Green; 14—Tom Curtis, S, Michigan; 15—Philip Gary, DE, Kentucky State; 16—Jack Maitland, RB, Williams; 17—Alvin Pearson, RB, Colgate.

### 1971

1A—Don McCauley, RB, North Carolina (awarded from Miami); 1B—Leonard Dunlap, DB, North Texas State; 2—Bill Atessis, DT, Texas; 3—Karl Douglas, QB, Texas A&I; 4—Traded to Pittsburgh; 5—John Andrews, TE, Indiana; 6—Ken Frith, DT, Northeast Louisiana; 7—Gordon Bowdell, WR, Michigan State; 8—Willie Bogan, DB, Dartmouth; 9—Bill Burnett, RB, Arkansas; 10—Rex Kern, QB, Ohio State; 11—Dave Jones, LB, Baylor; 12A—Bob Wuensch, T, Texas (from Pittsburgh); 12B—Bill Triplett, WR, Michigan State; 13—Tom Neville, LB, Yale; 14—Mike Mikolayunas, RB, Davidson; 15—Mike Hogan, LB, Michigan State; 16—Rich Harrington, DB, Houston; 17—Don Nottingham, RB, Kent State.

### 1972

1—Tom Drougas, T, Oregon; 2A—Jack Mildren, S, Oklahoma (from Oakland); 2B—Glenn Doughty, WR, Michigan (from Washington); 2C—Lydell Mitchell, RB, Penn State; 4—Eric Allen, WR, Michigan State; 5—Don Croft, DT, Texas El Paso; 6—Bruce Laird, S, American International; 7—John Sykes, RB, Morgan State; 8A—Al Qualls, LB, Oklahoma (from San Diego); 8B—Van Brownson, QB, Nebraska; 9—Gary Hambell, DT, Dayton; 10—Dave Schilling, RB, Oregon State; 11—Fred DeBernardi, DE, Texas El Paso; 12—Gary Theiler, TE, Tennessee; 13—Herb Washington, WR, Michigan State; 14—John Morris, C, Missouri Valley; 15—Robin Parkhouse, LB, Alabama; 16—Gary Wichard, QB, C. W. Post; 17—Stan White, LB, Ohio State.

### 1973

1A—Bert Jones, QB, Louisiana State (from New Orleans); 1B—Joe Ehrmann, DT, Syracuse; 2—Mike Barnes, DE, Miami; 3A—Bill Olds, RB, Nebraska (from Denver through Houston); 3B—Jamie Rotella, LB, Tennessee; 4A—Gery Palmer, T, Kansas (from Chicago through Philadelphia); 4B—Ollie Smith, WR, Tennessee State (from San Diego); 5—David Taylor, G, Catawba; 8A—Ray Oldham, DB, Middle Tennessee (from San Diego); 8B—Bill Windauer, G, Iowa; 11—Dan Neal, C, Kentucky; 12—Bernard Thomas, DE, Western Michigan; 13—Tom Pierantozzi, QB, West Chester; 14—Ed Williams, RB, West Virginia; 15—Jackie Brown, DB, South Carolina; 16—Marty Januskiewicz, RB, Syracuse; 17—Guy Falkenhagen, T, Northern Michigan.

### 1974

1A—John Dutton, DE, Nebraska; 1B—Roger Carr, WR, Louisiana Tech (from Los Angeles); 2A—Fred Cook, DE, Southern Mississippi; 2B—Ed Shuttlesworth, RB, Michigan (from Philadelphia); 3A—Glenn Robinson, LB, Oklahoma State; 3B—Robert Pratt, G, North Carolina (from Denver); 4—Tony Bell, S, Bowling Green; 5—Doug Nettles, CB, Vanderbilt (from Minnesota); 6—Danny Rhodes, LB, Arkansas (from New England); 7A—Noah Jackson, G, Tampa; 7B—Dan Dickel, LB, Iowa (from Denver); 7C—Freddie Scott, WR, Amherst (from Buffalo); 8A—Greg Latta, TE, Morgan State;



## DRAFT HISTORY



8B—Paul Miles, RB, Bowling Green (from Denver); 10A—Bob Van Duyne, G, Idaho; 10B—Glenn Ellis, DT, Elon (from Los Angeles); 11—Tim Rudnick, DB, Notre Dame; 12A—Dave Simonson, T, Minnesota; 12B—Bob Bobrowski, QB, Purdue (from Washington); 13—Randy Hall, S, Idaho; 14—Ed Collins, WR, Rice; 15—Pat Kelly, LB, Richmond; 16—Dave Margavage, T, Kentucky; 17A—Tim Berra, WR, Massachusetts; 17B—Buzzy Lewis, DB, Florida State (from Washington).

### 1975

1—Ken Huff, G, North Carolina (from Atlanta); 3A—Mike Washington, DB, Alabama; 3B—Dave Pear, DT, Washington (from Chicago); 4A—Marshall Johnson, RB, Houston; 4B—Paul Linford, DT, Brigham Young (from N.Y. Jets); 5—Roosevelt Leaks, FB, Texas; 6—Don Westbrook WR, Nebraska (from N.Y. Giants); 7A—Kim Jones, FB, Colorado State; 7B—Steve Joachim, QB, Temple (from Chicago); 7C—Derrel Luce, LB, Baylor (from N.Y. Jets through Chicago); 8A—John Bushong, DE, Western Kentucky; 8B—Greg DenBoer, TE, Michigan (from Chicago through Denver); 8C—Mario Cage, RB, Northwestern (La.) State (from Green Bay); 9—Royce McKinney, DB, Kentucky State; 10—Phil Waganheim, P, Maryland; 11—Dave Hazel, WR, Ohio State; 12—Brad Storm, LB, Iowa State; 13—John Roman, G, Idaho State; 14—Mike Smith, C, SMU; 15—John Goodie, FB, Langston; 16A—Bill Malouf, WR-DB, Mississippi; 16B—Mike Evavold, DT, Macalester (from San Francisco); 16C—Bob Smith, DB, Maryland (from Oakland); 17A—David McKnight, LB, Georgia; 17B—Mike Bengard, DE, Northwestern (Iowa) (from San Francisco); 17C—Frank Russell, WR, Maryland (from Oakland).

### 1976

1—Ken Novak, DT, Purdue; 2—Choice to Pittsburgh; 3A—Ed Simonini, LB, Texas A & M; 3B—Ron Lee, RB, West Virginia (from Tampa Bay); 4—Choice to Pittsburgh; 5A—Sanders Shiver, LB, Carson-Newman (from Chicago through Miami and Chicago); 5B—Mike Kirkland, QB, Arkansas; 6—Choice to Buffalo; 7—Choice to New Orleans through Chicago and Oakland; 8—Ricky Thompson, WR, Baylor; 9—Stu Levenick, T, Illinois; 10—Tim Baylor, DB, Morgan State; 11—Rick Gibney, DT, Georgia Tech; 12—Frank Stavroff, K, Indiana; 13—Choice to Oakland; 14—Jeremiah Cummings, DE, Albany (Ga.) State; 15—Gary Alexander, T, Clemson; 16A—Mike Fuhrman, TE, Memphis State (from Washington through Baltimore and San Francisco); 16B—Steve Ludwig, C, Miami (Fla.); 17—Choice to Oakland.

### 1977

1—Randy Burke, WR, Kentucky; 2—Mike Ozdowski, DE, Virginia; 6—Calvin O'Neal, LB, Michigan; 7—Blanchard Carter, T, Nevada-Las Vegas; 8—Kenneth Helms, T-C, Georgia; 9—Glen Capriola, RB, Boston College; 10—Ron Baker, G, Oklahoma State; 11—Brian Ruff, LB, The Citadel; 12—Bill Deutsch, RB, North Dakota.

### 1978

1—Reese McCall, TE, Auburn; 2—Mike Woods, LB, Cincinnati; 5—Frank Myers, OT, Texas A&M; 6—Ben Garry, RB, Sou. Mississippi; 7—Jeff Logan, RB, Ohio State; 8—Monte Anthony, RB, Nebraska; 9—Dave Studdard, OT, Texas; 10—Dallas Owens, DB, Kentucky; 11—Henry Mason, WR, Central Missouri; 12—Bruce Allen, P, Richmond.

### 1979

1—Barry Krauss, LB, Alabama; 3—Kim Anderson, DB, Arizona State; 5—Larry Braziel, DB, USC; 6—Jim Moore, OT, Ohio State; 8A—Steve Heimkreiter, LB, Notre Dame; 8B—Nesby Glasgow, DB, Washington; 9—Russ Henderson, P, Virginia; 10—Steven Stephens, TE, Oklahoma State; 11—John Priestner, LB, Western Ontario; 12—Charles Green, WR, Kansas State.

### 1980

1A—Curtis Dickey, HB, Texas A&M; 1B—Derrick Hatchett, DB, Texas; 2A—Ray Donaldson, C, Georgia; 2B—Tim Foley, OT, Notre Dame; 3—No Choice; 4—Ray Butler, WR, U.S.C.; 5—No Choice; 6—Chris Foote, C, U.S.C.; 7—Wesley Roberts, DE, Texas Christian; 8—Ken Walter, OT, Texas Tech; 9—Mark Bright, FB, Temple; 10—Larry Stewart, OT, Maryland; 11—Ed Whitley, TE, Kansas State; 12A—Randy Bielski, K, Towson State; 12B—Marvin Sims, FB, Clemson.

### 1981

1A—Randy McMillan, FB, Pittsburgh; 1B—Donnell Thompson, DT, North Carolina; 3—Randy Van Divier, OT, Washington; 4—Tim Sherwin, TE, Boston College; 6—Bubba Green, DT, North Carolina State; 7—Obed Ariri, K, Clemson; 8A—Ken Sitton, S, Oklahoma; 8B—Hosea Taylor, DT, Houston; 9—Tim Gooch, DE, Kentucky; 10A—Gregg Gerken, LB, North Arizona Univ; 10B—Trent Bryant, CB, Arkansas; 11—Holden Smith, WR, California; 12—Eric Scoggins, LB, U.S.C.

### 1982

1A—Johnie Cooks, LB, Mississippi State; 1B—Art Schlichter, QB, Ohio State; 2A—Leo Wisniewski, NT, Penn State; 2B—Rohn Stark, P, Florida State; 3—James Burroughs, CB, Michigan State; 4—Mike Pagel, QB, Arizona State; 5—Terry Crouch, OG, Oklahoma; 6—Pat Beach, TE, Washington State; 7—Fletcher Jenkins, NT, Washington;



## DRAFT HISTORY

8—Tony Loia, OG, Arizona State; 9—Tony Berryhill, C, Clemson; 10—Tom Derry, S, Widener; 11—Lamont Meacham, CB, Western Kentucky; 12—Johnny Wright, RB, South Carolina.

### 1983

1—John Elway, QB, Stanford; 2—Vernon Maxwell, LB, Arizona State; 3—George Achica, NT, U.S.C.; 4—Phil Smith, WR, San Diego State; 5—Sid Abramowitz, OT, Tulsa; 6—Grant Feasel, C, Abilene Christian; 7—Alvin Moore, RB, Arizona State; 8—Selection traded to Denver; 9A—Jim Mills, OT, Hawaii; 9B—Chris Rose, OT, Stanford; 10—Ronald Hopkins, CB, Murray State; 11—Jim Bob Taylor, QB, Georgia Tech; 12—Carl Williams, WR, Texas Southern.

### 1984

1A—Leonard Coleman, CB, Vanderbilt; 1B—Ron Solt, OG, Maryland; 2—Blaise Winter, DT, Syracuse; 3—Chris Scott, DT, Purdue; 4A—Craig Curry, S, Texas; 4B—George Wonsley, RB, Mississippi State; 5A—Golden Tate, WR, Tennessee State; 5B—Kevin Call, OT, Colorado State; 6—Dwight Beverly, RB, Illinois; 8—Eugene Daniel, CB, Louisiana State; 11—Bob Stowe, OT, Illinois; 12—Steve Hathaway, DE, West Virginia.

### 1985

1—Duane Bickett, LB, Southern California; 2—Don Anderson, CB, Purdue; 3—Anthony Young, S, Temple; 4—Willie Broughton, DE, Miami (Fla.); 5—Roger Caron, OT, Harvard; 6—No selection (traded to Dallas, who selected DE—Kurt Ploeger); 7—James Harbour, WR, Mississippi; 8—Ricky Nichols, WR, East Carolina; 9—Mark Boyer, TE, Southern California; 10—Andre Pinesett, DT, Cal State-Fullerton; 11—No selection (traded to LA Rams, who selected QB—Doug Flutie); 12—David Burnette, OT, Central Arkansas.

### 1986

1—Jon Hand, DE, Alabama; 2—Jack Trudeau, QB, Illinois; 4—Bill Brooks, WR, Boston University; 5A—Scott Kellar, DT, Northern Illinois; 5B—Gary Walker, C, Boston University; 7A—Steve O'Malley, NT, Northern Illinois; 7B—Chris White, K, Illinois; 7C—Tommy Sims, DB, Tennessee; 8—Trell Hooper, DB, Memphis State; 9—Bob Brotzki, OT, Syracuse; 10B—Pete Anderson, C, Georgia; 12A—Steve Wade, DT, Vanderbilt; 12B—Isaac Williams, DT, Florida State.

### 1987

1—Cornelius Bennett, LB, Alabama; 3—Chris Gambol, OT, Iowa; 4—Randy Dixon, OT, Pittsburgh; 5—Roy Banks, WR, Eastern Illinois; 6—Freddie Robinson, DB, Alabama; 7—Mark Bellini, WR, Brigham Young; 8—Chuckie Miller, DB, UCLA; 9—Bob Ontko, LB, Penn State; 10—Chris Goode, DB, Alabama; 11—Jim Reynosa, DE, Arizona State; 12—David Adams, RB, Arizona.

### 1988

1—Traded to Los Angeles Rams; 2—Traded to Los Angeles Rams; 3—Chris Chandler, QB, Washington; 4—Michael Ball, DB, Southern University; 5—John Baylor, DB, Southern Mississippi; 6—Traded to Washington; 7—Traded to New York Giants; 8—Traded to Buffalo; 9—Jeff Herrod, LB, Mississippi; 10—O'Brien Alston, LB, Maryland; 11—Donnie Dee, TE, Tulsa; 12A—Aatron Kenney, WR, Wisconsin-Stevens Point (choice from Detroit); 12B—Tim Vesling, K, Syracuse.

### 1989

1—Andre Rison, WR, Michigan State; 2—Traded to Los Angeles Rams (for RB—Eric Dickerson); 3—Mitchell Benson, DT, Texas Christian; 4—Pat Tomberlin, OT, Florida State; 5—Traded to Washington for 4th and 8th picks in 1990; 6—Quintus McDonald, LB, Penn State; 7A—Ivy Joe Hunter, RB, Kentucky; 7B—Charles Washington, DB, Cameron University; 8—Kurt Larson, LB, Michigan State; 9—William Mackall, WR, Tennessee-Martin; 10—Jim Thompson, OT, Auburn; 11—Wayne Johnson, QB, Georgia; 12A—William Dubose, RB, South Carolina State; 12B—Steve Taylor, QB, Nebraska

### 1990

1—Jeff George, QB, Illinois; 2—Anthony Johnson, RB, Notre Dame; 4a—Stacey Simmons, WR, Florida; 4b—William Schultz, OG, Southern California; 4c—Alan Grant, DB, Stanford; 4d—Pat Cunningham, OT, Texas A&M; 6—Tony Walker, LB, SE Missouri State; 7—James Singletary, LB, East Carolina; 8a—Ken Clark, RB, Nebraska; 8b—Harvey Wilson, DB, Southern University; 9—Darvell Huffman, WR, Boston University; 11—Carnel Smith, DE, Pittsburgh; 12a—Gene Benhart, QB, Western Illinois; 12b—Dean Brown, OG, Notre Dame.

### 1991

1—Traded to Atlanta Falcons; 2—Shane Curry, DE, Miami; 3—Dave McCloughan, DB, Colorado; 4—Mark Vander Poel, OT, Colorado; 5—Kerry Cash, TE, Texas; 6—Mel Agee, DE, Illinois; 7—James Bradley, WR, Michigan State; 8—Tim Bruton, TE, Missouri; 9—Howard Griffith, RB, Illinois; 10—Frank Giannetti, LB, Penn State; 11—Jerry Crafts, OT, Louisville; 12—Rob Luedeke, C, Penn State.

## DRAFT HISTORY/ATTENDANCE/RECORDS



### 1992

1A—Steve Emtman, DT, Washington; 1B—Quentin Coryatt, LB, Texas A&M; 2—Ashley Ambrose, DB, Mississippi Valley State; 3—Traded to Los Angeles Rams; 4A—Rodney Culver, RB, Notre Dame; 4B—Anthony McCoy, NT, Florida; 5—Maury Toy, RB, UCLA; 6—Shoun Habersham, WR, Tennessee-Chattanooga; 7—Derek Steele, DE, Maryland; 8A—Jason Belser, DB, Oklahoma; 8B—Ronald Humphrey, RB, Mississippi Valley State; 9—Eddie Miller, WR, South Carolina; 10—Stephen Grant, LB, West Virginia; 11—Traded to Los Angeles Rams; 12—Michael Brandon, DE, Florida.

### 1993

1—Sean Dawkins, WR, California; 2—Roosevelt Potts, RB, Northeast Louisiana; 3—Ray Buchanan, DB, Louisville; 4A—Derwin Gray, DB, Brigham Young; 4B—Devon McDonald, LB, Notre Dame; 6—Carlos Etheredge, TE, Miami; 7—Lance Lewis, RB, Nebraska; 8—Marquise Thomas, LB, Mississippi.

## COLTS ATTENDANCE RECORDS

Largest Home Crowd—\*61,479 vs. Pittsburgh, Nov. 13, 1983

<sup>1</sup> 60,544 vs. Denver, Oct. 31, 1988

Smallest Home Crowd—16,941 vs. Kansas City, Dec. 21, 1980

Largest Road Crowd—100,202 at Los Angeles, Dec. 6, 1958

Smallest Road Crowd—9,860 at Buffalo, Oct. 4, 1987

Largest Regular Season Total Attendance—841,497 in 1973  
(60,107 average)

Largest Regular Season Home Attendance—<sup>1</sup> 481,305 in 1984  
(60,163 average)

\* Baltimore

<sup>1</sup> Indianapolis

### 10 LARGEST CROWDS TO SEE THE COLTS PLAY

Attendance	Site	Results	Date
100,202	Los Angeles	Rams 30, Colts 28	Dec. 6, 1958
91,745*	Ann Arbor	Lions 23, Colts 20	Aug. 22, 1971
80,638	Detroit	Colts 10, Lions 9	Nov. 16, 1980
80,636	New Orleans	Colts 30, Saints 10	Oct. 19, 1969
80,628	Cleveland	Colts 34, Browns 0	Dec. 27, 1968
80,132	Cleveland	Colts 36, Browns 14	Oct. 14, 1962
80,047	Miami	Dolphins 44, Colts 0	Nov. 11, 1973
80,020	Buffalo	Bills 31, Colts 13	Oct. 14, 1973
80,010	Miami	Dolphins 16, Colts 0	Dec. 16, 1972
79,838	Cleveland	Browns 38, Colts 21	Jan. 9, 1988

\*Preseason game at University of Michigan

## COLTS INDIVIDUAL RECORDS

National Football League records are indicated by an asterisk. Every attempt has been made to compile as complete a table of records as possible. Errors will be corrected if documented. Since the Colts joined the NFL in 1953, the league has increased the number of games played each season from 12 in 1953 to the current 16 in 1978. Here are the dates that the league increased the number of games played each season:

1953-60 12 games 1961-77 14 games 1978-92 16 games

Note: The 1982 NFL regular season was reduced from 16 games to nine games because of a players' strike. The 1987 season was 15 games due to a players' strike.

### SERVICE

#### Most Seasons

- 17 (John Unitas, 1956-1972)
- 13 (Raymond Berry, 1955-1967)  
(Ray Donaldson, 1980-1992)  
(David Lee, 1966-1978)  
(Dick Szymanski, 1955, 1957-1968)  
(Gino Marchetti, 1953-1964, 1966)
- 12 (Lenny Moore, 1956-1967)  
(Don Shinnick, 1957-1968)  
(Ordell Braase, 1957-1968)

#### Most Games Played

- 221 (John Unitas, 1956-1972)
- 188 (David Lee, 1966-1978)
- 184 (Ray Donaldson, 1980-1992)
- 165 (Rohn Stark, 1982-1992)
- 164 (Don Shinnick, 1957-1968)
- 164 (Ordell Braase, 1957-1968)

#### Most Consecutive Games Played

- 155 (Jerry Logan, 1963-1972)
- 139 (Jim Parker, 1957 to 2nd game of 1967)
- 138 (Alex Sandusky, 1957-1966)



# RECORDS

## SCORING

### Most Points Scored

Game	24	(Lenny Moore vs. Chicago Bears, Oct. 4, 1958)
	24	(Lenny Moore vs. Los Angeles, Oct. 16, 1960)
	24	(Lenny Moore vs. Minnesota, Oct. 1, 1961)
	24	(Lydell Mitchell vs. Buffalo, Oct. 12, 1975)
	24	(Eric Dickerson vs. Denver, Oct. 31, 1988)
Season	120	(Lenny Moore, 1964)
	114	(Dean Biasucci, 1988)
	112	(Raul Allegre, 1983)
	109	(Toni Linhart, 1976)
Career	678	(Lenny Moore, 1956-1967)
	605	(Dean Biasucci, 1984, 1986-1992)
	586	(Lou Michaels, 1964-1969)

### Most Consecutive Games Scoring

62 (Lou Michaels, 13th game of 1965 through 14th game of 1969)

### Most Touchdowns

Game	4	(Lenny Moore vs. Chicago Bears, Oct. 4, 1958)
	4	(Lenny Moore vs. Los Angeles, Oct. 16, 1960)
	4	(Lenny Moore vs. Minnesota, Oct. 1, 1961)
	4	(Lydell Mitchell vs. Buffalo, Oct. 12, 1975)
	4	(Eric Dickerson vs. Denver, Oct. 31, 1988)
Season	20	(Lenny Moore, 1964)
	15	(Lenny Moore, 1961)
	15	(Lydell Mitchell, 1975)
	15	(Eric Dickerson, 1988)
Career	113	(Lenny Moore, 1956-1967) (includes one fumble recovery)
	68	(Raymond Berry, 1955-1967)
	58	(Don McCauley, 1971-1981)

### Most Consecutive Games Scoring a Touchdown

14 (Lenny Moore, 1964-1965)

### Most Points after Touchdown

Game	8	(Tom Feamster vs. Los Angeles, Nov. 25, 1956)
	8	(Steve Myhra vs. Green Bay, Nov. 2, 1958)
Season	53	(Lou Michaels, 1964)
	51	(Toni Linhart, 1975)
	50	(Steve Myhra, 1959)
Career	263	(Lou Michaels, 1964-1969)
	203	(Dean Biasucci, 1984, 1986-1992)
	184	(Toni Linhart, 1974-1979)

### Most Consecutive Points after Touchdown

103 (Lou Michaels, 1964-1966)

### Most Points after Touchdown Attempts

Game	8	(Tom Feamster vs. Los Angeles, Nov. 25, 1956)
	8	(Steve Myhra vs. Green Bay, Nov. 2, 1958)
Season	54	(Lou Michaels, 1964)

	52	(Steve Myhra, 1958)
	52	(Toni Linhart, 1975)
Career	270	(Lou Michaels, 1964-1969)
	208	(Dean Biasucci, 1984, 1986-1992)
	195	(Toni Linhart, 1974-1979)

### Highest Career Percentage of PATs (Minimum 50 attempts)

	97.6	(Dean Biasucci, 1984, 1986-1992)
	97.4	(Lou Michaels, 1964-1969)
	97.0	(Jim O'Brien, 1970-1972)
	94.7	(Steve Myhra, 1957-61)

### Most Field Goals

Game	5	(Lou Michaels vs. San Francisco, Sept. 25, 1966)
	5	(Raul Allegre at Philadelphia, Oct. 30, 1983)
	5	(Dean Biasucci vs. Miami, Sept. 25, 1988)
Season	30	(Raul Allegre, 1983)
	25	(Dean Biasucci, 1988)
	24	(Dean Biasucci, 1987)
	24	(Jim Martin, 1963)
Career	134	(Dean Biasucci, 1984, 1986-1992)
	107	(Lou Michaels, 1964-1969)
	72	(Toni Linhart, 1974-1979)

### Most Consecutive Successful Field Goals

	11	(Jim O'Brien, 1971, 1st through 5th games)
	10	(Lou Michaels, 1967, 11th through 13th games)
	10	(Dean Biasucci, 1987, 11th through 15th games)

### Most Field Goals Attempts

Season	39	(Steve Myhra, 1961)
	39	(Jim Martin, 1963)
	39	(Lou Michaels, 1966)
Career	198	(Lou Michaels, 1964-1969)
	195	(Dean Biasucci, 1984, 1986-1992)
	119	(Toni Linhart, 1974-1979)

### Highest Career Field Goal Percentage (Minimum 30 attempts)

	72.2	(Raul Allegre, 1983-85, 57-79)
	68.7	(Dean Biasucci, 1984, 1986-1992, 134-195)
	60.5	(Toni Linhart, 1974-1979, 72-119)
	55.3	(Jim O'Brien, 1970-1972, 52-94)

### Highest Single Game Conversion Percentage (Minimum 5 attempts)

	100.0	(Lou Michaels vs. San Francisco, Sept. 25, 1966, (5 of 5))
--	-------	--

### Longest Field Goal

	58	(Dan Miller at San Diego, Dec. 26, 1982)
	56	(Bert Rechichar vs. Chicago Bears, Sept. 27, 1953)

### Most Field Goals Blocked

4 (Bubba Smith, 1971)

### Longest Blocked Field Goal Return

99t (Carl Taseff at Los Angeles, Dec. 12, 1959)

## RUSHING

### Most Rushing Attempts

Game	40	(Lydell Mitchell at N.Y. Jets, Oct. 20, 1974, 156 yds.)
	36	(Eric Dickerson vs. Buffalo, Dec. 18, 1988, 166 yds.)
	35	(Lydell Mitchell vs. Miami, Dec. 9, 1973, 104 yds.)
	35	(Eric Dickerson vs. San Diego, Nov. 8, 1987, 138 yds.)
Season	388	(Eric Dickerson, 1988)
	314	(Eric Dickerson, 1989)
	301	(Lydell Mitchell, 1977)
	289	(Lydell Mitchell, 1976)
	289	(Lydell Mitchell, 1975)
Career	1391	(Lydell Mitchell, 1972-1977)
	1258	(Eric Dickerson, 1987-1991)
	1200	(Tom Matte, 1961-1972)

### Most Rushing Yardage


Game	198	(Norm Bulaich vs. N.Y. Jets, Sept. 19, 1971)
------	-----	--

	196	(Eric Dickerson vs. Tampa Bay, Dec. 27, 1987)
	194	(Alan Ameche vs. Chicago, Sept. 25, 1955)
	185	(Lenny Moore vs. Green Bay, Oct. 28, 1956)
Season	1659	(Eric Dickerson, 1988)
	1311	(Eric Dickerson, 1989)
	1200	(Lydell Mitchell, 1976)
	1193	(Lydell Mitchell, 1975)
	1159	(Lydell Mitchell, 1977)
	1122	(Curtis Dickey, 1983)
Career	5487	(Lydell Mitchell, 1972-1977)
	5194	(Eric Dickerson, 1987-1991)
	5174	(Lenny Moore, 1956-1967)

### Best Rushing Average Per Attempt

Season		(Minimum 80 attempts)
	7.5	(Lenny Moore, 1956)
	7.3	(Lenny Moore, 1958)

# RECORDS



Career	7.1 (Lenny Moore, 1961) (Minimum 500 attempts)
	4.8 (Lenny Moore, 1956-1967)
	4.4 (Curtis Dickey, 1980-1985)
	4.2 (Alan Ameche, 1955-1960)
	4.1 (Eric Dickerson, 1987-1991)
4.0 (John Unitas, 1956-1972)	

## Most Touchdowns Rushing

Game	4 (Eric Dickerson vs. Denver, Oct. 31, 1988)
	3 (Alan Ameche at Milwaukee, Oct. 13, 1957)
	3 (Lenny Moore vs. Los Angeles, Oct. 29, 1960)
	3 (Tom Matte at Cleveland, Dec. 29, 1968)
	3 (Tom Matte vs. Washington, Nov. 2, 1969)
	3 (Don McCauley at Miami, Nov. 23, 1975)
	3 (Randy McMillan vs. New England, 12/1/85)
	16 (Lenny Moore, 1964)
	14 (Eric Dickerson, 1988)

## Most Pass Receptions

Game	13 (Joe Washington at Kansas City, Sept. 2, 1979)
	13 (Lydell Mitchell vs. N.Y. Jets, Dec. 15, 1974)
	12 (Raymond Berry at Washington, Nov. 10, 1957)
	12 (Raymond Berry at N.Y. Giants, Dec. 28, 1958) (NFL Championship game)
	12 (Lydell Mitchell vs. N.Y. Jets, Nov. 28, 1976)
	82 (Joe Washington, 1979)
Season	75 (Raymond Berry, 1961)
	74 (Raymond Berry, 1960)
	72 (Lydell Mitchell, 1974)
	72 (Bill Brooks, 1991)
	631 (Raymond Berry, 1955-1967)
Career	411 (Bill Brooks, 1986-1992)
	363 (Lenny Moore, 1956-1967)

## Most Consecutive Games, Pass Receptions

Game	46 (Jessie Hester, Sept. 23, 1990 at Houston through Dec. 27, 1992 at Cincinnati)
	45 (Lenny Moore, Nov. 17, 1957 at Chicago through Oct. 8, 1961 at Green Bay)
	39 (Bill Brooks, Nov. 5, 1990 vs. N.Y. Giants through Dec. 27, 1992 at Cincinnati)

## Most Pass Receiving Yards

Game	224 (Raymond Berry at Washington, Nov. 10, 1957)
	210 (Roger Carr at N.Y. Jets, Oct. 24, 1976)
Season	1298 (Raymond Berry, 1960)
	1131 (Bill Brooks, 1986)
	1112 (Roger Carr, 1976)
Career	9275 (Raymond Berry, 1955-1967)
	6039 (Lenny Moore, 1956-1967)
	5859 (Jimmy Orr, 1961-1970)
Best Reception Average Per Catch	(Minimum 25 receptions)
	25.9 (Roger Carr, 1976)
Season	25.6 (Jimmy Orr, 1968)
	23.5 (Glenn Doughty, 1973)
	19.3 (Jimmy Orr, 1961-1970)

Career	11 (Tom Matte, 1969)
	11 (Lydell Mitchell, 1975)
	11 (Curtis Dickey, 1980)
	63 (Lenny Moore, 1956-1967)
	45 (Tom Matte, 1961-1972)
40 (Alan Ameche, 1955-1960)	
40 (Don McCauley, 1971-1981)	

## Most Consecutive Games Rushing for Touchdown

11 (Lenny Moore, 1963-1964)
<b>Most 100-Yard Games</b>
Season 8 (Eric Dickerson, 1988)
Career 24 (Eric Dickerson, 1987-1991)
16 (Lydell Mitchell, 1972-1977)
7 (Alan Ameche, 1955-1960)
6 (Curtis Dickey, 1980-1985)
6 (Randy McMillan, 1981-1985)
6 (Lenny Moore, 1956-1967)

## Longest Run from Scrimmage

80t (Tom Matte vs. St. Louis, Oct. 12, 1964)
79t (Alan Ameche vs. Chicago, Sept. 25, 1955)
79t (Lenny Moore vs. Green Bay, Oct. 28, 1956)

# RECEIVING

18.5 (Roger Carr, 1974-1981)
17.1 (Ray Butler, 1980-85)

## Most Touchdown Receptions

Game	3 (Jim Mustcheller vs. Green Bay at Milwaukee, Oct. 13, 1957)
	3 (Raymond Berry at Dallas, Oct. 30, 1960)
	3 (Raymond Berry vs. Green Bay, Nov. 6, 1960)
Season	3 (Jimmy Orr vs. Washington, Dec. 8, 1962)
	3 (Jimmy Orr vs. Los Angeles, Oct. 4, 1964)
	3 (Roger Carr vs. Cincinnati, Sept. 19, 1976)
	14 (Raymond Berry, 1959)
	11 (Jimmy Orr, 1962)
Career	11 (Roger Carr, 1976)
	68 (Raymond Berry, 1955-1967)
	50 (Jimmy Orr, 1961-1970)
48 (Lenny Moore, 1956-1967)	

## Most Consecutive Games, Touchdown Receptions

7 (Raymond Berry, Nov. 15, 1959 vs. Green Bay at Milwaukee through Oct. 2, 1960 vs. Chicago)
5 (Jimmy Orr, Dec. 2, 1962 at Detroit through Sept. 22, 1963 at San Francisco)
5 (Raymond Berry, Oct. 17, 1965 at Washington through Nov. 14, 1965 at Minnesota)
4 (By many players)

## Most 100-yard Games

Season 7 (Raymond Berry, 1960)
4 (Lenny Moore, 1958)
4 (Raymond Berry, 1959)
4 (Lenny Moore, 1960)
4 (Jimmy Orr, 1962)
Career 23 (Raymond Berry, 1955-1967)
18 (Jimmy Orr, 1961-1970)
17 (Lenny Moore, 1956-1967)

## Longest Pass Reception

90t (Roger Carr from Bert Jones vs. N.Y. Jets Nov. 16, 1975)
89t (John Mackey from John Unitas at Los Angeles, Oct. 30, 1966)
89t (Roger Carr from Bert Jones at Buffalo, Nov. 9, 1975)

# PASSING

## Most Pass Attempts

Game	57 (Jack Trudeau at N.Y. Jets, Nov. 16, 1986, 27 comp.)
	53 (Jack Trudeau vs. N.Y. Jets, Sept. 28, 1986, 21 comp.)
	53 (Bert Jones vs. N.Y. Jets, Dec. 15, 1974, 36 comp.)
Season	485 (Jeff George, 1991)
	457 (Greg Landry, 1979)
	446 (Bert Jones, 1980)
	436 (John Unitas, 1967)
Career	5110 (John Unitas, 1956-1972)
	2464 (Bert Jones, 1973-1981)
	1374 (Jack Trudeau, 1986-1992)

## Most Pass Completions

Game	36 (Bert Jones vs. N.Y. Jets, Dec. 15, 1974, 53 att.)
	29 (Greg Landry vs. N.Y. Jets, Dec. 2, 1979, 49 att.)
	29 (Jeff George vs. Detroit, Sept. 22, 1991, 40 att.)
Season	27 (Jeff George vs. San Diego, Oct. 18, 1992, 39 att.)
	27 (Gary Hogeboom vs. Miami, Sept. 20, 1987, 43 att.)
	27 (Jack Trudeau at N.Y. Jets, Nov. 16, 1986, 57 att.)
	27 (Bert Jones vs. Denver, Nov. 27, 1977, 46 att.)



## RECORDS

	27	(Bert Jones vs. Cleveland, Nov. 9, 1980, 39 att.)
Season	292	(Jeff George, 1991)
	270	(Greg Landry, 1979)
	255	(John Unitas, 1967)
Career	2796	(John Unitas, 1956-1972)
	1382	(Bert Jones, 1973-1981)
	727	(Jack Trudeau, 1986-1992)
<b>Most Consecutive Completions</b>		
	17	(Bert Jones vs. N.Y. Jets, Dec. 15, 1974)
	12	(John Unitas vs. Atlanta, Nov. 27, 1967)
<b>Highest Pass Completion Percentage</b>		
Game	92.3	(Bert Jones vs. Kansas City, Nov. 30, 1975) (13-12-145)-1 TD
		(Minimum 140 attempts)
Season	60.4	(Bert Jones, 1976)
	60.2	(Jeff George, 1991)
	59.1	(Greg Landry, 1979)
	59.0	(Gary Hogeboom, 1986)
	59.0	(Bert Jones, 1975)
Career		(Minimum 140 attempts per season)
	59.1	(Greg Landry, 1979)
	56.9	(Jeff George, 1990-1992)
	56.1	(Bert Jones, 1973-1981)
	54.7	(John Unitas, 1956-1972)
<b>Most Yards Passing</b>		
Game	401	(John Unitas vs. Atlanta, Sept. 17, 1967)
	397	(John Unitas vs. Cleveland, Nov. 1, 1959)
	385	(John Unitas vs. Minnesota, Dec. 16, 1962)
Season	3481	(John Unitas, 1963)
	3428	(John Unitas, 1967)
	3134	(Bert Jones, 1980)
Career	39768	(John Unitas, 1956-1972)
	17663	(Bert Jones, 1973-1981)
	8655	(Jack Trudeau, 1986-1992)
<b>Most 300-Yards or More Passing Games</b>		
	26	(John Unitas, 1956-1972)
<b>Highest Average Per Pass Attempt</b>		
Season	9.26	(John Unitas, 1964)
	9.18	(Earl Morrall, 1968)
	9.05	(Bert Jones, 1976)
Career	7.78	(John Unitas, 1956-1972)
5 yr. min.	7.16	(Bert Jones, 1973-1981)
<b>Most Touchdown Passes</b>		
Game	5	(Gary Cuozzo at Minnesota, Nov. 14, 1965)
	5	(Gary Hogeboom at Buffalo, Oct. 4, 1987)

Season	32	(John Unitas, 1959)
	26	(Earl Morrall, 1968)
	25	(John Unitas, 1960)
Career	287	(John Unitas, 1956-1972)
	122	(Bert Jones, 1973-1981)
	47	(Earl Morrall, 1968-1971)

### Most Consecutive Games Throwing Touchdown Pass

	*47	(John Unitas, 1956-1960)
--	-----	--------------------------

### Highest Percentage of Touchdowns Thrown

Season		(Minimum 140 attempts)
	8.7	(John Unitas, 1959)
	8.2	(John Unitas, 1965)
	8.0	(John Unitas, 1957)
Career	5.6	(John Unitas, 1956-1972)
5 yr. min.	5.0	(Bert Jones, 1973-1981)

### Most Passes Had Intercepted

Game	6	(Fred Enke at Green Bay, Oct. 18, 1953, 24 attempts)
	5	(Fred Enke at Detroit, Nov. 7, 1953, 15 attempts)
	5	(John Unitas vs. San Francisco, Nov. 26, 1960, 30 attempts)
	5	(John Unitas at Green Bay, Oct. 8, 1961, 24 attempts)
	5	(John Unitas at Detroit, Nov. 20, 1966, 19 attempts)
	5	(Bill Troup vs. Miami, Sept. 10, 1978, 33 attempts)
Season	24	(John Unitas 1960, 1961, and 1966)
Career	246	(John Unitas, 1956-1972)

### Fewest Interceptions

Season		(Minimum 140 pass attempts)
	6	(John Unitas, 1964)
	6	(John Unitas, 1972)
	6	(Marty Domres, 1972)
	6	(Jack Trudeau, 1987, 1990)

### Lowest Interception Rate

Season	2.0	(John Unitas, 1964)
	2.3	(Bert Jones, 1975)
	2.5	(Jeff George, 1991)
	2.6	(Bert Jones, 1976)
	2.6	(Jack Trudeau, 1987)
Career	3.6	(Jeff George, 1990-1992)
	3.9	(Bert Jones, 1973-1981)
	4.0	(Jack Trudeau, 1986-1992)
	4.8	(John Unitas, 1956-1972)

### Longest Pass Completion

	90t	(Bert Jones to Roger Carr vs. N.Y. Jets, Nov. 16, 1975)
	89t	(Bert Jones to Roger Carr at Buffalo, Nov. 9, 1975)
	89t	(John Unitas to John Mackey at Los Angeles, Oct. 30, 1966)

## PUNTING

<b>Most Punts</b>		
Game	12	(David Lee vs. Oakland, Dec. 24, 1977, AFC Playoffs)
	11	(Cotton Davidson at Chicago, Oct. 10, 1954)
	11	(Joe Don Looney at San Francisco, Nov. 29, 1964)
	11	(David Lee at Miami, Nov. 11, 1973)
	11	(David Lee at New England, Oct. 19, 1975)
Season	99	(Bucky Dilts, 1979)
	98	(Rohn Stark, 1984)
	92	(David Lee, 1978)
Career	838	(David Lee, 1966-1978)
	829	(Rohn Stark, 1982-1992)
	232	(Tom Gilburg, 1961-1965)
<b>Most Yards Punting</b>		
Season	4383	(Rohn Stark, 1984)
	4124	(Rohn Stark, 1983)
	3716	(Rohn Stark, 1992)

Career	36475	(Rohn Stark, 1982-1992)
	34019	(David Lee, 1966-1978)
	9607	(Tom Gilburg, 1961-1965)

### Highest Punting Average

Season	45.9	(Rohn Stark, 1985)
	45.6	(David Lee, 1966)
	45.3	(David Lee, 1969)
Career	44.0	(Rohn Stark, 1982-1992)
	41.1	(Tom Gilburg, 1961-1965)
	40.6	(David Lee, 1966-1978)

### Longest Punt

	76	(David Lee at N.Y. Giants, Oct. 17, 1971)
--	----	---

### Most Punts Blocked

Season	2	(David Lee, 1973, 1977, 1978)
	2	(Bucky Dilts, 1979)
	2	(Mike Bragg, 1980)
	2	(Rohn Stark, 1985, 87)
Career	11	(David Lee, 1966-1978)

## INTERCEPTIONS

<b>Most Interceptions</b>		
Game	3	(Bert Rechichar vs. Chicago Bears, Sept. 27, 1953)
	3	(Tom Keane at Philadelphia, Nov. 15, 1953)
	3	(Gary Glick at Washington, Nov. 26, 1961)
	3	(Jerry Logan at N.Y. Jets, Oct. 18, 1970)
	3	(Jackie Wallace at New England, Sept. 12, 1976)

	3	(Lyle Blackwood vs. N.Y. Jets, Nov. 20, 1977)
	3	(Eugene Daniel vs. Green Bay, Oct. 27, 1985)
	3	(Leonard Coleman vs. New Orleans, Oct. 12, 1986)
	3	(Mike Prior vs. Phoenix, Dec. 20, 1992)
Season	11	(Tom Keane, 1953)
	10	(Milt Davis, 1957)
	10	(Lyle Blackwood, 1977)
	9	(Bob Boyd, 1964)
	9	(Bob Boyd, 1965)

# RECORDS



Career	57 (Bob Boyd, 1960-1968)	17.4 (Bob Boyd, 1960-1968)	
	37 (Don Shinnick, 1957-1968)	16.7 (Rick Volk, 1967-1975)	
	34 (Jerry Logan, 1963-1972)	15.2 (Milt Davis, 1957-1960)	
<b>Most Interception Return Yardage</b>		<b>Most Interceptions Returned for Touchdowns</b>	
Game	121 (Milt Davis at Chicago Bears, Nov. 17, 1957, 2 interceptions)	Season	2 (Milt Davis, 1957)
Season	225 (Keith Taylor, 1989)		2 (Jerry Logan, 1965)
	219 (Milt Davis, 1957)		2 (Jerry Logan, 1970)
	199 (Andy Nelson, 1958)		2 (Jackie Wallace, 1975)
Career	994 (Bob Boyd, 1960-1968)	Career	5 (Jerry Logan, 1963-1972)
	518 (Rick Volk, 1967-1975)		4 (Bob Boyd, 1960-1968)
	410 (Milt Davis, 1957-1960)		3 (Andy Nelson, 1957-1963)
			3 (Milt Davis, 1957-1960)
<b>Highest Interception Return Average</b>		<b>Longest Interception Return</b>	
Season	(Minimum 4 interceptions)	94t	(Rick Volk at Chicago, Oct. 8, 1967)
	36.5 (Lyle Blackwood, 1978)	94t	Larry Burroughs at Minnesota, Dec. 12, 1982)
	32.1 (Keith Taylor, 1989)	90t	Steve Emtman at Miami, Oct. 25, 1992)
	31.5 (Jackie Wallace, 1975)		
	25.7 (Rick Volk, 1968)		
Career	(Minimum 25 interceptions)		

## KICKOFF RETURNS

<b>Most Kickoff Returns</b>		927 (Marshall Johnson, 1978)	
Game	7 (Nesby Glasgow at New England, Nov. 18, 1979)	843 (Bruce Laird, 1972)	
	6 (Bruce Laird vs. N.Y. Jets, Sept. 24, 1972)	Career	3175 (Albert Bentley, 1985-1991)
	6 (Nesby Glasgow vs. Kansas City, Dec. 20, 1980)		3406 (Bruce Laird, 1972-1979)
	6 (Zachary Dixon at Washington, Dec. 13, 1981)		2370 (Clarence Verdin, 1988-1992)
	6 (Zachary Dixon vs. Miami, Jan. 2, 1983)	<b>Best Kickoff Return Yardage Average</b>	
Season	50 (Nesby Glasgow, 1979)	Season	(minimum 14 returns)
	41 (Marshall Johnson, 1978)		35.4 (Jim Duncan, 1970)
	39 (Clarence Verdin, 1992)		30.7 (Alvin Haymond, 1965)
Career	148 (Albert Bentley, 1985-1991)	Career	(minimum 30 returns)
	137 (Bruce Laird, 1972-1979)		32.5 (Jim Duncan, 1969-1971)
	119 (Clarence Verdin, 1988-1992)		27.9 (Jim Sample, 1958-1960)
			27.5 (Buddy Young, 1953-1955)
<b>Most Kickoff Return Yardage</b>		<b>Most Kickoff Return Touchdowns</b>	
Game	202 (Lenny Lyles at San Francisco, Dec. 18, 1960)	Season	2 (Lenny Lyles, 1958)
Season	1126 (Nesby Glasgow, 1979)		2 (Preston Pearson, 1968)
		Career	2 (Preston Pearson, 1967-1968)
			2 (Jim Duncan, 1969-1971)
			2 (Lenny Lyles, 1958, 1961-1969)
		<b>Longest Kickoff Return</b>	
		104t	(Buddy Young at Philadelphia, Nov. 15, 1953)

## PUNT RETURNS

<b>Most Punt Returns</b>		(minimum 30 returns)	
Game	9 (Nesby Glasgow at Kansas City, Sept. 2, 1979)	Career	13.5 (Ron Gardin, 1970)
	8 (Howard Stevens vs. Tampa Bay, Oct. 3, 1976)		10.9 (Clarence Verdin, 1988-1992)
Season	44 (Nesby Glasgow, 1979)		9.2 (Howard Stevens, 1975-1977)
	41 (Alvin Haymond, 1965)		9.2 (Jerry Logan, 1963-1972)
	40 (Alvin Haymond, 1966)	<b>Most Punt Returns for Touchdowns</b>	
	40 (Robbie Martin, 1985)	Season	2 (Clarence Verdin, 1992)
Career	125 (Clarence Verdin, 1988-1992)		1 (Carl Taseff, 1953)
	112 (Carl Taseff, 1953-1961)		1 (Carl Taseff, 1956)
	109 (Howard Stevens, 1975-1977)		1 (Jerry Logan, 1967)
	108 (Alvin Haymond, 1964-1967)		1 (Ron Gardin, 1970)
			1 (Nesby Glasgow, 1979)
<b>Most Punt Return Yardage</b>			1 (Robbie Martin, 1985)
Game	148 (Carl Taseff vs. Green Bay at Milwaukee, Oct. 14, 1956)		1 (Clarence Verdin, 1988)
Season	443 (Robbie Martin, 1985)		1 (Clarence Verdin, 1989)
	403 (Alvin Haymond, 1965)	Career	4 (Clarence Verdin, 1988-1992)
	396 (Howard Stevens, 1975)		2 (Carl Taseff, 1953-1962)
	396 (Clarence Verdin, 1990)	<b>Longest Punt Return</b>	
Career	1362 (Clarence Verdin, 1988-1992)	90t	(Carl Taseff vs. Green Bay at Milwaukee, Oct. 14, 1956)
	1012 (Howard Stevens, 1975-1977)		
	911 (Alvin Haymond, 1964-1967)	<b>Most Fair Catches</b>	
<b>Highest Punt Return Average</b>		Season	20 (Ron Gardin, 1970)
Season	(minimum 14 returns)		20 (Rick Volk, 1971)
	12.9 (Clarence Verdin, 1989)		15 (Nesby Glasgow, 1980)
	12.6 (Wendell Harris, 1964)	Career	55 (Rick Volk, 1967-1975)
	12.6 (Clarence Verdin, 1990)		37 (Clarence Verdin, 1988-1992)
			26 (Nesby Glasgow, 1979-1980, 1982)
			22 (Alvin Haymond, 1964-1967)

## FUMBLES

<b>Most Fumble Recoveries</b>		<b>Longest Fumble Return</b>	
Season	6 (Barney Poole, 1953)	64t	(Stan White vs. Buffalo, Dec. 12, 1976)
	6 (Stan White, 1973)	52t	(Johnnie Cooks at New England, Sept. 4, 1983)

# COLTS TEAM RECORDS

## GAMES WON

<b>Most Wins in a Season</b>	15 1968 (including post-season)	13 1968 (regular season only)	Nov. 1, 1976 vs. Houston)
<b>Most Consecutive Wins</b>	11 (Sept. 20, 1964 at Green Bay to Nov. 29, 1964 vs. San Francisco)	8 (Sept. 22, 1968 at Atlanta to Dec. 29, 1968 at Cleveland)	<b>Most Consecutive Wins on the Road</b>
<b>Most Consecutive Wins at Home</b>	9 (Nov. 2, 1975 vs. Cleveland to Nov. 1, 1976 vs. Houston)	15 (Dec. 18, 1966 at San Francisco to Dec. 10, 1967 vs. New Orleans)	<b>Most Consecutive Games Without Defeat</b>



# RECORDS

## GAMES LOST

**Most Games Lost in a Season**  
15 (1991)

**Most Consecutive Games Lost at Home**  
9 (Sept. 22, 1974 vs. Green Bay to Oct. 12, 1975 vs. Buffalo)

**Most Consecutive Games Lost**  
14 (Sept. 13, 1981 vs. Buffalo to Dec. 13, 1981 at Washington)

**Most Consecutive Games Lost on the Road**  
12 (Sept. 20, 1981 at Denver to Dec. 26, 1982 at San Diego)

## TIE GAMES

**Most Tie Games in a Season**  
2 (1967)

**Most Consecutive Tie Games**  
2 (Oct. 15, 1967 vs. Los Angeles to Oct. 22, 1967 at Minnesota)

## SCORING

### Most Points Scored

Half 45 (vs. Denver, Oct. 31, 1988)  
Game 58 (vs. Buffalo, Dec. 12, 1976)  
Season 428 (1964)

### Most Points by Opponent

Half 37 (vs. Chicago, Nov. 25, 1962)  
37 (at New England, Nov. 23, 1980)  
Game 58 (at Chicago, Oct. 21, 1956)  
Season 533 (1981)

### Fewest Points Scored

Season 113 (1982)  
131 (1954)

### Fewest Points by Opponent

Season 140 (1971)

### Most Points Scored, Both Teams

Game 89 (Baltimore (51) vs. Chicago (38), Oct. 4, 1958)

### Fewest Points Scored, Both Teams

Game 6 (Buffalo (6) vs. Baltimore (0), Dec. 1, 1974)  
6 (Indianapolis (6) vs. N.Y. Jets (0), Oct. 11, 1987)  
6 (Indianapolis (6) at New England (0), Dec. 6, 1992)

### Most Shutouts

Season 3 (1968)  
3 (1971)

### Most Shutouts by Opponent

Season 3 (1972)

### Most Consecutive Shutouts by Opponent

2 (Sept. 4, 1978 at Dallas to Sept. 10, 1978 vs. Miami)  
2 (Nov. 21, 1982 at N.Y. Jets to Nov. 28, 1982 at Buffalo)  
2 (Nov. 1, 1992 at San Diego to Nov. 8, 1992 vs. Miami)

### Most Touchdowns

Game 8 (vs. Los Angeles, Nov. 25, 1956)  
8 (vs. Green Bay, Nov. 2, 1958)  
Season 54 (1964)

### Most Touchdowns by Opponent

Game 8 (vs. Chicago, Nov. 25, 1962)  
68 (1981)

### Fewest Touchdowns

Season 12 (1982)  
14 (1954)  
14 (1991)

### Fewest Touchdowns by Opponent

Season 16 (1968)

### Most Touchdowns Rushing

Game 5 (at Buffalo, Oct. 10, 1971)  
5 (vs. Buffalo, Oct. 6, 1985)  
5 (vs. Denver, Oct. 31, 1988)  
Season 29 (1964)

### Fewest Touchdowns Rushing

Season 3 (1991)

### Most Touchdowns Rushing by Opponent

Game 5 (at Green Bay, Oct. 18, 1953)  
5 (vs. Cleveland Nov. 1, 1959)  
5 (at Green Bay, Oct. 8, 1961)  
Season 23 (1991)

### Fewest Touchdowns Rushing by Opponent

Season 5 (1967)

### Most Touchdowns Passing

Game 5 (vs. Green Bay, Nov. 2, 1958)  
5 (at Dallas, Oct. 30, 1960)  
5 (vs. Minnesota, Dec. 16, 1962)  
5 (at Minnesota, Nov. 14, 1965)  
5 (vs. Detroit, Oct. 16, 1966)  
5 (at Buffalo, Oct. 4, 1987)  
Season 33 (1959)

### Fewest Touchdowns Passing

Season 6 (1982)  
9 (1954)  
9 (1974)

### Most Touchdowns Passing by Opponent

Game 7 (at Minnesota, Sept. 28, 1969)  
Season 37 (1981)

### Fewest Touchdowns Passing by Opponent

Season 8 (1960)

### Most Points After Touchdown

Game 8 (vs. Los Angeles, Nov. 25, 1956)  
8 (vs. Green Bay, Nov. 2, 1958)  
Season 53 (1964)

### Fewest Points After Touchdown

Season 11 (1982)  
12 (1954)

### Most Points After Touchdown by Opponent

Game 6 (vs. Chicago, Nov. 25, 1962)  
6 (at Pittsburgh, Sept. 8, 1985)  
6 (at Buffalo, Oct. 13, 1991)  
Season 53 (1978)

### Most Field Goals

Game 5 (at Los Angeles, Dec. 4, 1954)  
5 (vs. San Francisco, Sept. 25, 1966)  
5 (at Philadelphia, Oct. 30, 1983)  
5 (vs. Miami, Sept. 25, 1988)  
Season 30 (1983)

### Most Field Goals by Opponent

Game 5 (at Washington, Nov. 18, 1973)  
Season 32 (1990)

### Fewest Field Goals by Opponent

Season 5 (1971)

### Greatest Margin of Victory

56 (Baltimore (56) vs. Green Bay (0), Nov. 2, 1958)

### Greatest Margin of Defeat

57 (Chicago (57) vs. Baltimore (0), Nov. 25, 1962)

### Most Consecutive Games Scoring

104 (Oct. 24, 1954 vs. Green Bay to Nov. 18, 1962 at Green Bay)

## FIRST DOWNS

### Most First Downs

Game 33 (vs. N.Y. Jets, Dec. 15, 1974)  
Season 327 (1980)

### Most First Downs by Opponent

Game 34 (at Philadelphia, Nov. 15, 1981)  
Season 406 (1981)

### Fewest First Downs

Game 4 (at Miami, Nov. 11, 1973)  
Season 141 (1953)

### Fewest First Downs by Opponent

Game 3 (vs. San Francisco, Nov. 22, 1959)  
Season 166 (1971)

### Most First Downs, Both Teams

Game 57 (vs. N.Y. Jets, Dec. 15, 1974)

### Fewest First Downs, Both Teams

Game 19 (at New England, Nov. 11, 1990)  
21 (at Chicago, Oct. 10, 1954)  
21 (at Chicago, Nov. 16, 1958)  
21 (at Miami, Nov. 11, 1973)

### Most First Downs Rushing

Game 18 (at Detroit, Oct. 19, 1958)  
18 (vs. Buffalo, Oct. 6, 1985)  
Season 153 (1988)

### Fewest First Downs Rushing

Game 0 (vs. Los Angeles, Nov. 27, 1966)  
0 (at New England, Nov. 11, 1990)  
Season 55 (1991)

### Most First Downs Rushing by Opponent

Game 19 (vs. Miami, Oct. 29, 1972)  
19 (vs. Dallas, Dec. 6, 1981)  
Season 162 (1981)

### Fewest First Downs Rushing by Opponent

Game 0 (vs. Chicago, Oct. 5, 1957)  
0 (vs. San Francisco, Oct. 13, 1963)  
0 (at Buffalo, Oct. 10, 1971)  
Season 60 (1971)



# RECORDS



## Most First Downs Passing

Game 22 (vs. N.Y. Jets, Dec. 15, 1974)  
 Season 174 (1980)  
 174 (1992)

## Fewest First Downs Passing

Game 1 (at Cleveland, Sept. 16, 1973)  
 1 (at Green Bay, Nov. 24, 1991)  
 Season 79 (1973)

## Most First Downs Passing by Opponent

Game 24 (at Minnesota, Sept. 28, 1969)

24 (at Miami, Sept. 15, 1985)  
 Season 214 (1981)

## Fewest First Downs Passing by Opponent

Game 2 (at Atlanta, Nov. 12, 1967)  
 2 (vs. St. Louis, Sept. 17, 1972)  
 Season 95 (1971)

## Most First Downs by Penalty

Season 32 (1979)

## Most First Downs by Penalty by Opponent

Season 38 (1980)

## NET YARDS

### Most Net Yards Gained

Game 595 (at Atlanta, Nov. 12, 1967)  
 Season 5236 (1976)

### Fewest Net Yards Gained

Game 69 (vs. Detroit, Nov. 6, 1954)  
 Season 2483 (1982)  
 2716 (1953)

### Most Net Yards Gained by Opponent

Game 597 (at San Francisco, Dec. 13, 1953)  
 Season 6793 (1981)

### Fewest Net Yards Gained by Opponent

Game 59 (at Buffalo, Oct. 10, 1971)  
 Season 2852 (1971)

## RUSHING

### Most Rushing Attempts

Game 60 (vs. San Francisco, Nov. 22, 1959)  
 Season 617 (1977)

### Fewest Rushing Attempts

Game 11 (vs. Washington, Dec. 22, 1990)  
 Season 293 (1982)  
 335 (1990)

### Most Rushing Attempts by Opponent

Game 66 (vs. Dallas, Dec. 6, 1981)  
 Season 663 (1978)

### Fewest Rushing Attempts by Opponent

Game 11 (at Buffalo, Oct. 10, 1971)  
 Season 335 (1959)

### Most Yards Gained Rushing

Game 318 (vs. Green Bay, Oct. 28, 1956)  
 Season 2695 (1983)

### Fewest Yards Gained Rushing

Game 4 (vs. Detroit, Sept. 22, 1991)  
 Season 1044 (1982)  
 1102 (1992)  
 1168 (1991)

### Most Yards Gained Rushing by Opponent

Game 354 (vs. Dallas, Dec. 6, 1981)  
 Season 3010 (1978)

### Fewest Yards Gained Rushing by Opponent

Game 4 (at Buffalo, Oct. 10, 1971)  
 Season 1113 (1971)

## PASSING

### Most Passes Attempted

Game 57 (at N.Y. Jets, Nov. 16, 1986)  
 Season 586 (1986)

### Fewest Passes Attempted

Game 7 (at Los Angeles, Dec. 18, 1965)  
 Season 266 (1955)

### Most Passes Attempted by Opponent

Game 62 (at N.Y. Jets, Oct. 18, 1970)  
 Season 556 (1989)

### Fewest Passes Attempted by Opponent

Game 8 (at Miami, Jan. 2, 1972) (AFC Championship)  
 Season 281 (1953)

### Most Passes Attempted, Both Teams

Game 98 (at Minnesota, Sept. 28, 1969)  
 Season 1096 (1986)

### Fewest Passes Attempted, Both Teams

Game 28 (at Buffalo, Oct. 14, 1973)

### Most Passes Completed

Game 36 (vs. N.Y. Jets, Dec. 15, 1974)  
 Season 313 (1979)

### Fewest Passes Completed

Game 3 (at Los Angeles, Dec. 18, 1965)  
 3 (at Buffalo, Nov. 28, 1982)  
 Season 126 (1953)

### Most Passes Completed by Opponent

Game 36 (at Minnesota, Sept. 28, 1969)  
 Season 322 (1989)

### Fewest Passes Completed by Opponent

Game 3 (vs. Buffalo, Dec. 17, 1978)  
 Season 144 (1960)

### Highest Completion Percentage

Season 59.6 (1975)  
 59.6 (1991)

### Lowest Completion Percentage

Season 39.5 (1953)

### Most Yards Gained Passing

Game 451 (vs. Minnesota, Dec. 16, 1962)  
 Season 3615 (1986)

### Fewest Yards Gained Passing

Game 1 (vs. Buffalo, Oct. 13, 1974)  
 Season 1257 (1953)

### Most Yards Gained Passing by Opponent

Game 496 (vs. N.Y. Jets, Sept. 24, 1972)  
 Season 4128 (1981)

### Fewest Yards Gained Passing by Opponent

Game 13 (vs. Tampa Bay, Oct. 3, 1976)  
 Season 1726 (1960)

### Most Quarterback Sacks

Game 11 (at Los Angeles, Nov. 22, 1964)  
 11 (vs. Cleveland, Sept. 6, 1992)  
 Season 59 (1975)

## INTERCEPTIONS

### Most Interceptions

Game 7 (at Los Angeles, Dec. 4, 1954)  
 7 (vs. Chicago, Oct. 2, 1960)  
 Season 40 (1959)

### Fewest Interceptions

Season 8 (1975)

### Most Interceptions, Both Teams

Game 9 (at Philadelphia, Nov. 15, 1953)  
 9 (at N.Y. Jets, Oct. 18, 1970)  
 9 (vs. N.Y. Jets, Sept. 23, 1973)

### Most Interceptions by Opponents

Game 8 (vs. N.Y. Jets, Sept. 23, 1973)  
 Season 30 (1978)

### Fewest Interceptions by Opponents

Season 5 (1982)  
 8 (1975)

### Most Interception Return Yardage

Game 144 (vs. Green Bay, Nov. 2, 1958)  
 (5 interceptions)  
 Season 577 (1959)

### Fewest Interception Return Yardage

Season 75 (1985)

### Most Interception Return Yardage by Opponent

Game 162 (at Denver, Nov. 27, 1977)  
 Season 529 (1978)

### Fewest Interceptions Return Yardage by Opponent

Season 117 (1983)  
 129 (1982)

### Most Touchdowns by Interception

Game 3 (at Pittsburgh, Sept. 29, 1968)  
 Season 5 (1959)

### Most Touchdowns by Interception by Opponent

Game 2 (vs. N.Y. Jets, Sept. 23, 1973)  
 2 (at Buffalo, Sept. 20, 1992)  
 2 (vs. New England, Nov. 15, 1992)  
 Season 4 (1973)  
 4 (1992)

### Most Touchdowns by Interception, Both Teams

Game 3 (at Pittsburgh, Sept. 29, 1968)  
 Season 7 (1959)

### Best Interception Percentage

Season 11.4 (1959)



# RECORDS

## PUNTING

**Most Punts**  
 Game 13 (vs. Oakland, Dec. 24, 1977)  
 (AFC Playoffs)  
 Season 101 (1979)

**Most Punts by Opponent**  
 Game 11 (vs. N.Y. Jets, Sept. 19, 1971)  
 11 (at Kansas City, Sept. 2, 1979)

**Fewest Punts**  
 Game 0 (vs. Cleveland, Nov. 1, 1959)  
 0 (vs. Detroit, Nov. 19, 1967)  
 0 (at San Diego, Nov. 7, 1976)  
 0 (vs. New England, Sept. 1, 1991)  
 Season 42 (1961)

**Fewest Punts by Opponent**  
 Game 0 (at San Francisco, Dec. 13, 1953)  
 0 (vs. Green Bay, Nov. 6, 1960)  
 Season 20 (1967)

**Highest Punting Average**  
 Season 45.6 (1966)

**Highest Punting Average by Opponent**  
 Season 42.5 (1992)  
 42.0 (1984)

**Most Fair Catches**  
 Season 34 (1971)

## PUNT RETURNS

**Most Punt Returns**  
 Season 61 (1985)

**Most Punt Returns by Opponent**  
 Season 87 (1965)

**Most Punt Return Yardage**  
 Season 502 (1962)

**Most Punt Return Yardage by Opponent**  
 Season 642 (1983)

**Most Touchdowns by Punt Return**  
 Game 1 (vs. Green Bay, Oct. 31, 1953)

1 (at Green Bay, Oct. 14, 1956)  
 1 (vs. Detroit, Nov. 19, 1967)  
 1 (vs. Miami, Nov. 1, 1970)  
 1 (at New England, Nov. 18, 1979)  
 1 (at Cleveland, Sept. 19, 1988)  
 1 (at N.Y. Jets, Oct. 1, 1989)  
 1 (at Miami, Oct. 25, 1992)  
 1 (vs. New England, Nov. 15, 1992)  
 Season 2 (1992)

**Most Touchdowns by Punt Returns by Opponent**  
 Game 1 (13 game tie)  
 Season 2 (1956)

## KICKOFF RETURNS

**Most Kickoff Returns**  
 Season 84 (1981)

**Most Kickoff Returns by Opponent**  
 Season 82 (1968)

**Most Kickoff Return Yardage**  
 Season 1,651 (1981)

**Most Kickoff Return Yardage by Opponent**  
 Season 1,668 (1976)

**Most Touchdowns by Kickoff Returns**  
 Game 1 (11 game tie)  
 Season 2 (1958, 1968)

**Most Touchdowns by Kickoff Returns by Opponent**  
 Game 1 (12 game tie)  
 Season 2 (1977)

## PENALTIES

**Most Penalties**  
 Game 16 (at Denver, Dec. 11, 1983)  
 Season 137 (1979)

**Fewest Penalties**  
 Game 0 (at Green Bay (at Milwaukee),  
 Sept. 10, 1966)  
 Season 51 (1960)

**Most Penalties by Opponent**  
 Game 17 (at Pittsburgh, Oct. 30, 1977)  
 Season 118 (1988)

**Most Penalty Yards**  
 Game 153 (at Buffalo, Sept. 18, 1983)  
 Season 1239 (1979)

**Fewest Penalty Yards**  
 Game 0 (at Green Bay (at Milwaukee),  
 Sept. 10, 1966)  
 Season 433 (1982)  
 483 (1973)

**Most Penalty Yards by Opponent**  
 Game 148 (vs. Chicago, Nov. 21, 1954)  
 Season 996 (1978)

## FUMBLES

**Most Fumbles**  
 Game 7 (vs. Miami, Oct. 23, 1983)  
 Season 41 (1986)

**Fewest Fumbles**  
 Season 16 (1973)

**Most Fumbles by Opponent**  
 Game 8 (at New England, Oct. 7, 1973)  
 Season 43 (1987)

**Most Fumbles Lost**  
 Game 5 (at Detroit, Oct. 20, 1957)  
 5 (at Green Bay, Sept. 29, 1963)

**Fewest Fumbles Lost**  
 Season 8 (1988)  
 8 (1967)

**Most Fumbles Recovered**  
 Game 5 (vs. Los Angeles, Nov. 23, 1958)  
 Season 27 (1953)

**Fewest Fumbles Recovered, Both Teams**  
 Season 13 (1967)

## TOP CAREER PERFORMANCES

### RUSHING YARDAGE

	Yardage	Player	Attempts	Avg.	Long	TD	Seasons
1.	5487	Lydell Mitchell . . . . .	1391	3.9	64t	27	1972-77
2.	5194	Eric Dickerson . . . . .	1258	4.1	57	32	1987-91
3.	5174	Lenny Moore . . . . .	1069	4.8	79t	63	1956-67
4.	4646	Tom Matte . . . . .	1200	3.9	80t	45	1961-72
5.	4045	Alan Ameche . . . . .	964	4.2	79t	40	1955-60
6.	3876	Randy McMillan . . . . .	990	3.9	42	24	1981-86
7.	3490	Curtis Dickey . . . . .	800	4.4	67t	26	1980-85
8.	2668	Jerry Hill . . . . .	706	3.8	50	22	1961, 63-70
9.	2627	Don McCauley . . . . .	770	3.4	36	40	1971-81
10.	2355	Albert Bentley . . . . .	517	4.5	70t	19	1985-91

# RECORDS



## PASS RECEPTIONS

No.	Player	Yardage	Avg.	Long	TD	Seasons	
1.	631	Raymond Berry . . . . .	9275	14.7	70t	68	1955-67
2.	411	Bill Brooks . . . . .	5818	14.2	84t	28	1986-92
3.	363	Lenny Moore . . . . .	6039	16.6	82t	48	1956-67
4.	333	Don McCauley . . . . .	3026	9.1	44	17	1971-81
5.	320	John Mackey . . . . .	5126	16.0	89t	38	1963-71
6.	303	Jimmy Orr . . . . .	5859	19.3	84	50	1961-70
7.	298	Lydell Mitchell . . . . .	2523	8.4	40t	14	1972-77
8.	254	Roger Carr . . . . .	4690	18.5	90t	29	1974-81
9.	249	Tom Matte . . . . .	2869	11.5	88t	12	1961-72
10.	234	Matt Bouza . . . . .	3064	13.1	44t	17	1982-89

## PASSING YARDAGE

Yardage	Player	Comple- tions/ Attempts	Pct.	Int.	TD	Seasons	
1.	39768	John Unitas . . . . .	2796-5110	54.7	246	287	1956-72
2.	17663	Bert Jones . . . . .	1382-2464	56.1	97	122	1973-81
3.	8655	Jack Trudeau . . . . .	727-1374	53.4	55	39	1986-92
4.	7474	Mike Pagel . . . . .	587-1155	50.8	47	39	1982-85
5.	7025	Jeff George . . . . .	640-1125	56.9	40	33	1990-92
6.	5666	Earl Morrall . . . . .	363-676	53.7	40	47	1968-71
7.	3471	Marty Domres . . . . .	293-576	50.9	31	21	1972-75
8.	3402	Greg Landry . . . . .	308-533	57.8	19	17	1979-81
9.	3295	Gary Hogeboom . . . . .	260-443	58.7	18	22	1986-88
10.	2820	George Shaw . . . . .	210-410	51.2	31	21	1955-58

## RECEIVING YARDAGE

Yardage	Player	Recep- tions	Avg.	Long	TD	Seasons	
1.	9275	Raymond Berry . . . . .	631	14.7	70t	68	1955-67
2.	6039	Lenny Moore . . . . .	363	16.6	82t	48	1956-67
3.	5859	Jimmy Orr . . . . .	303	19.3	84	50	1961-70
4.	5818	Bill Brooks . . . . .	411	14.2	84t	28	1986-92
5.	5126	John Mackey . . . . .	320	16.0	89t	38	1963-71
6.	4690	Roger Carr . . . . .	254	18.5	90t	29	1974-81
7.	3635	Jim Mutscheller . . . . .	219	16.6	66t	40	1954-61
8.	3547	Glenn Doughty . . . . .	219	16.2	66t	24	1972-79
9.	3064	Matt Bouza . . . . .	234	13.1	44t	17	1982-89
10.	3026	Don McCauley . . . . .	333	9.1	44	17	1971-81

## SCORING

Points	Player	TDR	TDP	TDRt	FG	PAT	Seasons	
1.	678	Lenny Moore . . . . .	63	48	2	0	0	1956-67
2.	605	Dean Biasucci . . . . .	0	0	0	134	203	1984, 1986-92
3.	586*	Lou Michaels . . . . .	0	0	0	107	263	1964-69
4.	408	Raymond Berry . . . . .	0	68	0	0	0	1955-67
5.	394	Toni Linhart . . . . .	0	0	0	70	184	1974-79
6.	348	Don McCauley . . . . .	40	17	1	0	0	1971-81
7.	342	Tom Matte . . . . .	45	12	0	0	0	1961-72
8.	312	Steve Myhra . . . . .	0	0	0	44	180	1957-61
9.	300	Jimmy Orr . . . . .	0	50	0	0	0	1961-70
10.	264	Alan Ameche . . . . .	40	4	0	0	0	1955-60

\*Includes one safety

## INTERCEPTIONS

No.	Player	Yardage	Avg.	Long	TD	Seasons	
1.	57	Bob Boyd . . . . .	994	17.4	74	4	1960-68
2.	37	Don Shinnick . . . . .	255	6.9	23	0	1957-68
3.	34	Jerry Logan . . . . .	397	11.7	38t	5	1963-72
4.	32	Andy Nelson . . . . .	365	11.4	69	3	1957-63
5.	31	Rick Volk . . . . .	518	16.7	94t	1	1967-75
6.	27	Milt Davis . . . . .	410	15.2	75t	3	1957-60
7.	27	Mike Prior . . . . .	351	13.0	58t	1	1987-92
8.	25	Stan White . . . . .	348	13.9	40	2	1972-79
9.	25	Eugene Daniel . . . . .	218	8.7	41t	1	1984-92
10.	24	Bert Rechichar . . . . .	296	12.3	42	1	1953-59



## RECORDS

### TOP SEASONAL PERFORMANCES

#### RUSHING YARDAGE

	Yardage	Player	Attempts	Season
1.	1659	Eric Dickerson .....	388	1988
2.	1311	Eric Dickerson .....	314	1989
3.	1200	Lydell Mitchell .....	289	1976
4.	1193	Lydell Mitchell .....	289	1975
5.	1159	Lydell Mitchell .....	301	1977
6.	1122	Curtis Dickey .....	254	1983
7.	1011	Eric Dickerson .....	223	1987
8.	963	Lydell Mitchell .....	253	1973
9.	961	Alan Ameche .....	213	1955
10.	956	Joe Washington .....	240	1978

#### PASS RECEPTIONS

	Receptions	Player	Yardage	Season
1.	82	Joe Washington .....	750	1979
2.	75	Raymond Berry .....	873	1961
3.	74	Raymond Berry .....	1298	1960
4.	72	Lydell Mitchell .....	544	1974
5.	72	Bill Brooks .....	888	1991
6.	71	Lydell Mitchell .....	620	1977
7.	71	Matt Bouza .....	830	1986
8.	71	Albert Bentley .....	664	1990
9.	66	Raymond Berry .....	959	1959
10.	65	Bill Brooks .....	1131	1986
11.	65	Reggie Langhorne .....	811	1992

#### RECEIVING YARDAGE

	Yardage	Player	Receptions	Season
1.	1298	Raymond Berry .....	74	1960
2.	1131	Bill Brooks .....	65	1986
3.	1112	Roger Carr .....	43	1976
4.	974	Jimmy Orr .....	55	1962
5.	959	Raymond Berry .....	66	1959
6.	938	Lenny Moore .....	50	1958
7.	936	Lenny Moore .....	45	1960
8.	924	Roger Carr .....	61	1980
9.	924	Jessie Hester .....	54	1990
10.	919	Bill Brooks .....	63	1989

#### PASSING YARDAGE

	Yardage	Player	Completions/				Season
			Attempts	Pct.	Int.	TD	
1.	3481	John Unitas .....	237-410	57.8	12	20	1963
2.	3428	John Unitas .....	255-436	58.5	16	20	1967
3.	3134	Bert Jones .....	248-446	55.6	21	23	1980
4.	3104	Bert Jones .....	207-343	60.4	9	24	1976
5.	3099	John Unitas .....	190-378	50.3	24	25	1960
6.	3094	Bert Jones .....	244-426	57.3	20	21	1981
7.	2990	John Unitas .....	229-420	54.5	24	16	1961
8.	2967	John Unitas .....	222-389	57.1	23	23	1962
9.	2932	Greg Landry .....	270-457	59.1	15	15	1979
10.	2910	Jeff George .....	292-485	60.2	12	10	1991

# RECORDS



## SCORING

	Points	Player	TD	FG	PAT	Other	Season
1.	120	Lenny Moore . . . . .	20	0	0	0	1964
2.	114	Dean Biasucci . . . . .	0	25	39	0	1988
3.	112	Raul Allegre . . . . .	0	30	22	0	1983
4.	109	Toni Linhart . . . . .	0	20	49	0	1976
5.	106	Lou Michaels . . . . .	0	20	46	0	1967
6.	104	Jim Martin . . . . .	0	24	32	0	1963
7.	104	Lou Michaels . . . . .	0	17	53	0	1964
8.	102	Lou Michaels . . . . .	0	18	48	0	1968
9.	101	Lou Michaels . . . . .	0	17	48	Safety	1965
10.	98	Lou Michaels . . . . .	0	21	35	0	1966

## PUNTING AVERAGE

	Average	Player	No.	Yards	Long	BLK	Season
1.	45.9	Rohn Stark . . . . .	78	3584	68	2	1985
2.	45.6	David Lee . . . . .	49	2233	64	1	1966
3.	45.3	Rohn Stark . . . . .	91	4124	68	0	1983
4.	45.3	David Lee . . . . .	57	2580	66	0	1969
5.	45.2	Rohn Stark . . . . .	76	3432	63	0	1986
6.	44.8	Rohn Stark . . . . .	83	3716	64	0	1992
7.	44.8	David Lee . . . . .	63	2820	62	1	1970
8.	44.7	Rohn Stark . . . . .	98	4383	72	0	1984
9.	44.4	Rohn Stark . . . . .	46	2044	60	0	1982
10.	43.5	Rohn Stark . . . . .	64	2784	65	0	1988

## INTERCEPTIONS

	No.	Player	Yards	Avg.	Long	TD	Season
1.	11	Tom Keane . . . . .	118	10.7	35	0	1953
2.	10	Milt Davis . . . . .	219	21.9	75	2	1957
3.	10	Lyle Blackwood . . . . .	163	16.3	37	0	1977
4.	9	Bob Boyd . . . . .	185	20.6	47	0	1964
5.	9	Bob Boyd . . . . .	78	8.7	24	1	1965
6.	8	Andy Nelson . . . . .	199	24.9	69	1	1958
7.	8	Ray Brown . . . . .	149	18.6	30	0	1958
8.	8	Bob Boyd . . . . .	160	20.0	49	1	1968
9.	8	Charlie Stukes . . . . .	95	11.9	40	0	1971
10.	8	Stan White . . . . .	135	16.9	32	1	1975

## TOP SINGLE GAME PERFORMANCES

### 100-YARD RUSHING GAMES

	Yardage	Attempts	Player	Opponent	Date
1.	198	22	Norm Bulaich	New York Jets	Sept. 19, 1971
2.	196	33	Eric Dickerson	Tampa Bay Buccaneers	Dec. 27, 1987
3.	194	21	Alan Ameche	Chicago Bears	Sept. 25, 1955
4.	185	13	Lenny Moore	Green Bay Packers	Oct. 28, 1956
5.	178	26	Lydell Mitchell	Kansas City Chiefs	Nov. 30, 1975
6.	170	27	George Wonsley	Detroit Lions	Sept. 22, 1985
7.	169	30	Eric Dickerson	San Diego Chargers	Oct. 23, 1988
8.	169	31	Eric Dickerson	Miami Dolphins	Dec. 4, 1988
9.	166	36	Eric Dickerson	Buffalo Bills	Dec. 18, 1988
10.	162	20	Alan Ameche	Los Angeles Rams	Nov. 25, 1956
11.	162	25	Albert Bentley	Los Angeles Raiders	Dec. 21, 1986
12.	159	21	Eric Dickerson	Denver Broncos	Oct. 31, 1988
13.	159	25	Chuck Banks	New York Jets	Oct. 11, 1987
14.	156	40	Lydell Mitchell	New York Jets	Oct. 20, 1974
15.	154	30	Eric Dickerson	Miami Dolphins	Nov. 15, 1987
16.	153	21	Alan Ameche	Detroit Lions	Oct. 1, 1955
17.	152	31	Eric Dickerson	Cincinnati Bengals	Oct. 22, 1989
18.	151	33	Lydell Mitchell	Atlanta Falcons	Nov. 17, 1974
19.	146	16	Randy McMillan	New England Patriots	Sept. 6, 1981



## RECORDS

20.	145	29	Albert Bentley	New York Jets	Nov. 1, 1987
21.	143	22	Eric Dickerson	Cincinnati Bengals	Nov. 11, 1990
22.	142	26	Alan Ameche	Chicago Bears	Nov. 16, 1958
23.	142	34	Lydell Mitchell	New England Patriots	Dec. 16, 1973
24.	142	17	Lydell Mitchell	Miami Dolphins	Oct. 9, 1977
25.	138	35	Eric Dickerson	San Diego Chargers	Nov. 8, 1987
26.	137	26	Eric Dickerson	Cleveland Browns	Dec. 10, 1989
27.	136	16	George Taliaferro	Los Angeles Rams	Nov. 22, 1953
28.	136	12	Lenny Moore	Detroit Lions	Oct. 19, 1958
29.	136	28	Lydell Mitchell	Houston Oilers	Nov. 1, 1976
30.	136	27	Eric Dickerson	Houston Oilers	Nov. 29, 1987
31.	133	22	Lydell Mitchell	New Orleans Saints	Sept. 30, 1973
32.	131	31	Eric Dickerson	New York Jets	Nov. 19, 1989
33.	130	15	Curtis Dickey	Dallas Cowboys	Dec. 6, 1981
34.	126	14	Tony Loric	Chicago Bears	Nov. 8, 1964
35.	126	20	Joe Washington	Miami Dolphins	Oct. 29, 1978
36.	126	24	Randy McMillan	Green Bay Packers	Oct. 27, 1985
37.	125	30	Eric Dickerson	Miami Dolphins	Sept. 25, 1988
38.	123	18	Curtis Dickey	New York Jets	Dec. 4, 1983
39.	122	15	Carl Taseff	Green Bay Packers	Nov. 13, 1954
40.	122	6	Lenny Moore	Washington Redskins	Nov. 26, 1961
41.	121	23	Curtis Dickey	St. Louis Cardinals	Sept. 16, 1984
42.	120	11	Lenny Moore	Cleveland Browns	Nov. 11, 1956
43.	120	25	Alan Ameche	San Francisco 49ers	Nov. 22, 1959
44.	120	13	Tom Matte	Los Angeles Rams	Dec. 15, 1963
45.	119	23	Lydell Mitchell	New York Giants	Dec. 7, 1975
46.	118	9	Lenny Moore	Los Angeles Rams	Oct. 16, 1960
47.	118	29	Eric Dickerson	New England Patriots	Oct. 2, 1988
48.	117	19	John Huzvar	Detroit Lions	Nov. 7, 1953
49.	117	22	Alan Ameche	Green Bay Packers	Oct. 29, 1955
50.	117	21	Tom Matte	Washington Redskins	Nov. 2, 1969
51.	117	27	Eric Dickerson	New England Patriots	Nov. 22, 1987
52.	117	22	Eric Dickerson	Cleveland Browns	Sept. 19, 1988
53.	117	28	Eric Dickerson	New York Jets	Dec. 16, 1990
54.	117	16	Eric Dickerson	Cleveland Browns	Dec. 1, 1991
55.	116	11	Tom Matte	New York Jets**	Jan. 12, 1969
56.	116	25	Norm Bulaich	Cincinnati Bengals***	Dec. 26, 1971
57.	116	21	Eric Dickerson	Los Angeles Rams	Sept. 17, 1989
58.	115	12	Curtis Dickey	Denver Broncos	Sept. 20, 1981
59.	115	27	Lydell Mitchell	Dallas Cowboys	Sept. 26, 1976
60.	115	23	Eric Dickerson	San Diego Chargers	Dec. 20, 1987
61.	114	8	Lenny Moore	San Francisco 49ers	Nov. 30, 1958
62.	114	32	Lydell Mitchell	Seattle Seahawks	Sept. 18, 1977
63.	114	16	Randy McMillan	Buffalo Bills	Sept. 30, 1984
64.	112	26	Don McCauley	New York Jets	Oct. 22, 1972
65.	112	27	Lydell Mitchell	Buffalo Bills	Nov. 9, 1975
66.	112	20	Randy McMillan	Buffalo Bills	Oct. 6, 1985
67.	111	29	Lydell Mitchell	Washington Redskins	Nov. 7, 1977
68.	110	18	Tony Loric	San Francisco	Sept. 25, 1966
69.	110	17	Tom Matte	Detroit Lions	Nov. 19, 1967
70.	110	23	Curtis Dickey	Houston Oilers	Dec. 18, 1983
71.	110	20	Eric Dickerson	Miami Dolphins	Dec. 30, 1990
72.	109	20	Don McCauley	New Orleans Saints	Sept. 30, 1973
73.	109	19	Randy McMillan	Philadelphia Eagles	Oct. 30, 1983
74.	109	24	Eric Dickerson	Houston Oilers	Sept. 4, 1988
75.	108	18	Alan Ameche	Cleveland Browns	Nov. 11, 1956
76.	108	15	Norm Bulaich	New York Giants	Oct. 17, 1971
77.	108	13	Randy McMillan	Tampa Bay Buccaneers	Dec. 15, 1985
78.	107	21	Eric Dickerson	Miami Dolphins	Dec. 17, 1989
79.	107	19	Lydell Mitchell	Buffalo Bills	Oct. 12, 1975
80.	106	22	Joe Washington	Cincinnati Bengals	Nov. 4, 1979
81.	106	26	Lydell Mitchell	Miami Dolphins	Nov. 23, 1975
82.	106	27	Lydell Mitchell	Cincinnati Bengals	Sept. 19, 1976
83.	106	19	Eric Dickerson	San Francisco 49ers	Sept. 10, 1989
84.	104	35	Lydell Mitchell	Miami Dolphins	Dec. 9, 1973
85.	102	16	Curtis Dickey	New England Patriots	Nov. 23, 1980
86.	100	17	Albert Bentley	Buffalo Bills	Oct. 6, 1985

\*NFL Record    \*\*Super Bowl III    \*\*\*AFC Playoff

**Career 100-Yard Games**—Dickerson, 24; Mitchell, 16; Ameche, 7; Dickey, 6; McMillan, 6; Moore, 6; Matte, 4; Bentley, 3; Bulaich, 3; Loric, 2; McCauley, 2; Washington, 2; Banks, 1; Huzvar, 1; Taseff, 1; Taliaferro, 1; Wonsley, 1

## RECEIVING YARDAGE

	Yardage	Receptions	Player	Opponent	Date
1.	224	12	Raymond Berry	Washington Redskins	Nov. 10, 1957
2.	210	5	Roger Carr	New York Jets	Oct. 24, 1976
3.	198	6	Roger Carr	Cincinnati Bengals	Sept. 19, 1976
4.	195	4	Raymond Berry	Dallas Cowboys	Oct. 30, 1960
5.	190	11	Ed Hinton	Kansas City Chiefs	Sept. 28, 1970

## RECORDS



6.	187	6	Roger Carr	New England Patriots	Sept. 18, 1978
7.	186	11	Raymond Berry	Detroit Lions	Oct. 23, 1960
8.	184	11	Willie Richardson	Philadelphia Eagles	Sept. 24, 1967
9.	181	6	Lenny Moore	New York Giants	Nov. 9, 1958
10.	180	6	Lenny Moore	San Francisco 49ers	Dec. 8, 1957

**Career 100-Yard Games**—Berry, 23; Orr, 18; Moore, 17; Carr, 10; Brooks, 9; Mackey, 7; Doughty, 6; Mutscheller, 6; W. Richardson, 5; Chester, 3; Hester, 3; Hinton, 3; Rison, 3; Johnson, 2; Mitchell, 2; Washington, 2; Arbuckle, 1; Bentley, 1; Bouza, 1; Butler, 1; Capers, 1; Cash, 1; Henry, 1; Johnson, 1; Murray, 1; Porter, 1.

## PASSING YARDAGE

	Yardage	Comple- tions/ Attempts	Player	Opponent	Date
1.	401	22-32	John Unitas	Atlanta Falcons	Sept. 17, 1967
2.	397	23-41	John Unitas	Cleveland Browns	Nov. 1, 1959
3.	385	19-34	John Unitas	Minnesota Vikings	Dec. 16, 1962
4.	385	36-53	Bert Jones	New York Jets	Dec. 15, 1974
5.	376	17-24	John Unitas	Detroit Lions	Nov. 10, 1963
6.	376	33-44	John Unitas	New York Jets	Sept. 24, 1972
7.	370	17-20	John Unitas	Atlanta Falcons	Nov. 12, 1967
8.	367	25-36	John Unitas	Washington Redskins	Dec. 8, 1962
9.	359	27-57	Jack Trudeau	New York Jets	Nov. 16, 1986
10.	357	20-27	Bert Jones	Miami Dolphins	Sept. 27, 1981
11.	357	22-40	John Unitas	Detroit Lions	Dec. 4, 1960

**Career 300-Yard Games**—Unitas, 27; Jones, 8; George, 5; Trudeau, 5; Morrall, 2; Hogeboom, 1; Landry, 1.

## PASS RECEPTIONS

	Recep- tions	Yardage	Player	Opponent	Date
1.	13	130	Joe Washington	Kansas City Chiefs	Sept. 2, 1979
2.	13	82	Lydell Mitchell	New York Jets	Dec. 15, 1974
3.	12	224	Raymond Berry	Washington Redskins	Nov. 10, 1957
4.	12	64	Lydell Mitchell	New York Jets	Nov. 28, 1976
5.	11	156	Raymond Berry	Cleveland Browns	Nov. 1, 1959
6.	11	186	Raymond Berry	Detroit Lions	Oct. 23, 1960
7.	11	122	Raymond Berry	Washington Redskins	Dec. 8, 1962
8.	11	184	Willie Richardson	Philadelphia Eagles	Sept. 24, 1967
9.	11	190	Eddie Hinton	Kansas City Chiefs	Sept. 28, 1970
10.	11	90	Lydell Mitchell	Denver Broncos	Nov. 10, 1974
11.	11	112	Don McCauley	Denver Broncos	Nov. 27, 1977
12.	11	88	Curtis Dickey	Cincinnati Bengals	Oct. 11, 1981
13.	11	68	Randy McMillan	New York Jets	Nov. 8, 1981
14.	11	87	Anthony Johnson	New England Patriots	Sept. 1, 1991

\*NFL Championship

**Career Games 10 Receptions or More**—Berry, 9; Mitchell, 3; McCauley, 3; Washington, 3; Johnson, 2; Brooks, 1; Hinton, 1; Richardson, 1; Dickey, 1; McMillan, 1.

## TOTAL YARDS FROM SCRIMMAGE

	Yards	Rushing	Receiving	Player	Opponent	Date
1.	240	77	163	Anthony Johnson	New England Patriots	Nov. 15, 1992
2.	229	196	33	Eric Dickerson	Tampa Bay Buccaneers	Dec. 27, 1987
3.	224	0	224	Raymond Berry	Chicago Bears	Nov. 10, 1957
4.	217	54	163	Lenny Moore	Philadelphia Eagles	Nov. 21, 1965
5.	210	55	155	Lenny Moore	Chicago Bears	Oct. 29, 1961
6.	210	0	210	Roger Carr	Tampa Bay Buccaneers	Oct. 3, 1976
7.	208	27	181	Lenny Moore	New York Giants	Nov. 9, 1958
8.	201	11	190	Eddie Hinton	Kansas City Chiefs	Sept. 28, 1970
9.	198	198	0	Norm Bulaich	New York Jets	Sept. 19, 1971
10.	198	0	198	Roger Carr	Cincinnati Bengals	Sept. 19, 1976



## RECORDS

### YEAR-BY-YEAR LEADERS

SCORING		TD	PAT	FG	TP
1953	Bert Rechichar	3	0-0	5-12	33
1954	Gary Kerkorian	1	11-12	5-10	32
1955	Bert Rechichar	0	25-26	10-24	55
1956	Lenny Moore	9	0-0	0-0	54
1957	Lenny Moore	11	0-0	0-0	66
1958	Lenny Moore	14	0-0	0-0	84
1959	Raymond Berry	14	0-0	0-0	84
1960	Lenny Moore	13	0-0	0-0	78
1961	Steve Myhra	0	33-34	21-39	96
1962	Dick Bielski	2	25-28	11-25	70
1963	Jim Martin	0	32-35	24-39	104
1964	Lenny Moore	20	0-0	0-0	120
1965	Lou Michaels	0	48-48	17-28	99
1966	Lou Michaels	0	35-36	21-39	98
1967	Lou Michaels	0	46-48	20-37	106
1968	Lou Michaels	0	48-50	18-28	102
1969	Tom Matte	13	0-0	0-0	78
1970	Jim O'Brien	0	36-38	19-34	93
1971	Jim O'Brien	0	35-36	20-29	95
1972	Jim O'Brien	2	24-24	13-31	75
1973	George Hunt	0	22-24	16-28	70
1974	Toni Linhart	0	22-22	12-20	58
1975	Lydell Mitchell	15	0-0	0-0	90
1976	Toni Linhart	0	49-51	20-27	109
1977	Toni Linhart	0	32-35	17-26	83
1978	Toni Linhart	0	27-31	8-17	51
1979	Steve Mike-Mayer	0	28-29	11-20	61
1980	Steve Mike-Mayer	0	43-46	12-23	79
1981	Curtis Dickey	10	0-0	0-0	60
1982	Mike Wood	0	6-6	6-10	24
1983	Raul Allegre	0	22-24	30-35	112
1984	Raul Allegre	0	14-14	11-18	47
1985	Raul Allegre	0	36-39	16-26	84
1986	Dean Biasucci	0	26-27	13-25	65
1987	Dean Biasucci	0	24-24	24-27	96
1988	Dean Biasucci	0	39-40	25-32	114
1989	Dean Biasucci	0	31-32	21-27	94
1990	Dean Biasucci	0	32-33	17-24	83
1991	Dean Biasucci	0	14-14	15-26	59
1992	Dean Biasucci	0	24-24	16-29	72

RUSHING		Yards	Attempts	Avg.	Long	TD
1953	John Huzvar	515	119	4.3	36	4
1954	Buddy Young	311	70	4.4	57	2
1955	Alan Ameche	961	213	4.5	79	9
1956	Alan Ameche	858	178	4.8	43	8
1957	Alan Ameche	493	144	3.4	49	5
1958	Alan Ameche	791	171	4.6	22	8
1959	Alan Ameche	679	178	3.8	26	7
1960	Lenny Moore	374	91	4.1	57	4
1961	Joe Perry	675	168	4.0	27	3
1962	Lenny Moore	470	106	4.4	25	2
1963	Tom Matte	541	133	4.1	31	4
1964	Lenny Moore	584	157	3.7	32	16
1965	Jerry Hill	516	147	3.5	20	5
1966	Tony Lorick	524	143	3.7	41	3
1967	Tom Matte	636	147	4.3	30	9
1968	Tom Matte	662	183	3.6	23	9
1969	Tom Matte	909	235	3.9	26	11
1970	Norm Bulaich	426	139	3.0	15	3
1971	Norm Bulaich	741	152	4.9	67	8
1972	Don McCauley	675	178	3.8	36	2
1973	Lydell Mitchell	963	253	3.8	36	2
1974	Lydell Mitchell	757	214	3.5	31	5
1975	Lydell Mitchell	1193	289	4.1	70	11
1976	Lydell Mitchell	1200	289	4.2	43	5
1977	Lydell Mitchell	1159	301	3.9	64	3
1978	Joe Washington	956	240	4.0	29	0
1979	Joe Washington	884	242	3.6	26	4
1980	Curtis Dickey	800	176	4.5	51t	11
1981	Curtis Dickey	779	164	4.8	67t	7
1982	Randy McMillan	305	101	3.0	13	1
1983	Curtis Dickey	1122	254	4.4	56	4
1984	Randy McMillan	705	163	4.3	31	5
1985	Randy McMillan	858	190	4.5	38	7
1986	Randy McMillan	609	189	3.2	28	3
1987	Eric Dickerson	1011	223	4.5	53	5
1988	Eric Dickerson	1659	388	4.3	41t	14
1989	Eric Dickerson	1311	314	4.2	21t	7
1990	Eric Dickerson	677	166	4.1	43	4
1991	Eric Dickerson	536	167	3.2	28	2
1992	Anthony Johnson	592	178	3.3	19	0



# RECORDS



## PASSING

	Attempts	Comple- tions	Pct.	Yards	TD	Int
1953 Fred Enke	169	71	42.0	1054	8	15
1954 Gary Kerkorian	217	117	53.9	1515	9	12
1955 George Shaw	237	119	50.2	1586	10	19
1956 John Unitas	198	110	55.6	1498	9	10
1957 John Unitas	301	172	57.1	2550	24	17
1958 John Unitas	263	136	51.7	2007	19	7
1959 John Unitas	367	193	52.6	2899	32	14
1960 John Unitas	378	190	50.3	3099	25	24
1961 John Unitas	420	229	54.5	2990	16	24
1962 John Unitas	389	222	57.1	2967	23	23
1963 John Unitas	410	237	57.8	3481	20	12
1964 John Unitas	305	158	51.8	2824	19	6
1965 John Unitas	282	164	58.2	2530	23	12
1966 John Unitas	348	195	56.0	2748	22	24
1967 John Unitas	436	255	58.5	3428	20	16
1968 Earl Morrall	317	182	57.4	2909	26	17
1969 John Unitas	327	178	54.4	2342	12	20
1970 John Unitas	321	166	51.7	2213	14	18
1971 John Unitas	176	92	52.3	942	3	9
1972 Marty Domres	222	115	51.8	1392	11	6
1973 Marty Domres	191	93	48.7	1153	9	13
1974 Bert Jones	270	143	53.0	1610	8	12
1975 Bert Jones	344	203	59.0	2483	18	8
1976 Bert Jones	343	207	60.4	3104	24	9
1977 Bert Jones	393	224	57.0	2686	17	11
1978 Bill Troup	296	154	52.0	1882	10	21
1979 Greg Landry	457	270	59.1	2932	15	15
1980 Bert Jones	446	248	55.6	3134	23	21
1981 Bert Jones	426	244	57.3	3094	21	20
1982 Mike Pagel	221	111	50.2	1281	5	7
1983 Mike Pagel	328	163	49.7	2353	12	17
1984 Mike Pagel	212	114	53.8	1426	8	8
1985 Mike Pagel	394	199	50.5	2414	14	15
1986 Jack Trudeau	417	204	48.9	2225	8	18
1987 Jack Trudeau	229	128	55.9	1587	6	6
1988 Chris Chandler	233	129	55.4	1619	8	12
1989 Jack Trudeau	362	190	52.5	2317	15	13
1990 Jeff George	334	181	54.2	2152	16	13
1991 Jeff George	485	292	60.2	2910	10	12
1992 Jeff George	306	167	54.6	1963	7	15

## PASS RECEPTIONS

	No.	Yards	Avg.	Long	TD
1953 Dan Edwards	35	312	8.9	32	3
1954 Dan Edwards	40	531	13.3	42	1
1955 Jim Mutscheller	33	518	15.7	48	7
1956 Jim Mutscheller	44	715	16.3	53	6
1957 Raymond Berry	47	800	17.0	67	6
1958 Raymond Berry	56	794	14.2	54	9
1959 Raymond Berry	66	959	14.5	55	14
1960 Raymond Berry	74	1298	17.5	70	10
1961 Raymond Berry	75	837	11.6	44	0
1962 Jimmy Orr	55	974	17.7	80	11
1963 Tom Matte	48	466	9.7	49	1
1964 Raymond Berry	43	663	15.4	46	6
1965 Raymond Berry	58	739	12.7	40	7
1966 Raymond Berry	56	786	14.0	40	7
1967 Willie Richardson	63	860	13.7	31	8
1968 John Mackey	45	644	14.3	45	5
1969 Willie Richardson	43	646	15.0	39	3
1970 Eddie Hinton	47	733	15.3	40	5
1971 Tom Mitchell	33	402	12.2	35	0
1972 Tom Mitchell	40	494	12.3	34	4
1973 Glenn Doughty	26	584	22.5	66	4
1974 Lydell Mitchell	72	544	7.6	24	2
1975 Lydell Mitchell	60	544	9.1	35	4
1976 Lydell Mitchell	60	555	9.3	40	3
1977 Lydell Mitchell	71	620	8.7	38	4
1978 Joe Washington	45	377	8.4	33	1
1979 Joe Washington	82	750	9.1	43t	3
1980 Roger Carr	61	924	15.1	43	5
1981 Randy McMillan	50	466	9.3	31	1
1982 Matt Bouza	22	287	13.0	34	2
1983 Bernard Henry	30	416	13.9	40t	4
1984 Ray Butler	43	664	15.4	74t	6
1985 Pat Beach	36	376	10.4	30	6
1986 Matt Bouza	71	830	11.7	33	5
1987 Bill Brooks	51	722	14.2	52t	3
1988 Bill Brooks	54	867	16.1	53t	3
1989 Bill Brooks	63	919	14.6	55t	4
1990 Albert Bentley	71	664	9.4	73	2
1991 Bill Brooks	72	888	12.3	46	4
1992 Reggie Langhorne	65	811	12.5	34	1



## RECORDS

### KICKOFF RETURNS

	No.	Yards	Avg.	Long	TD
1953 Larry Coutre	12	318	26.5	78	0
1954 Buddy Young	13	308	23.7	30	0
1955 Bob White	14	400	28.6	54	0
1956 Billy Vessels	16	379	23.7	42	0
1957 Jack Call	14	329	23.5	45	0
1958 Lenny Lyles	11	398	36.2	103t	2
1959 Johnny Sample	17	457	26.9	80	0
1960 Johnny Sample	18	519	28.8	94	1
1961 Lenny Lyles	28	672	24.0	64	0
1962 Bake Turner	20	504	25.2	37	0
1963 Tom Matte	16	331	20.7	34	0
1964 Tony Lorick	13	385	29.6	71	0
1965 Alvin Haymond	20	614	30.7	53	0
1966 Lenny Moore	18	453	25.2	54	0
1967 Lenny Moore	16	392	24.4	37	0
1968 Preston Pearson	15	527	30.4	102t	2
1969 Jim Duncan	19	560	29.5	92	1
1970 Jim Duncan	20	707	35.4	99	1
1971 Charlie Pittman	14	330	23.6	37	0
1972 Bruce Laird	29	843	29.1	73	0
1973 Cotton Speyrer	17	496	29.1	101t	1
1974 Bruce Laird	19	499	26.3	55	0
1975 Bruce Laird	31	799	25.8	65	0
1976 Howard Stevens	30	710	23.7	83	0
1977 Bruce Laird	24	541	22.5	35	0
1978 Marshall Johnson	41	927	22.6	57	0
1979 Nesby Glasgow	50	1126	22.5	58	0
1980 Nesby Glasgow	33	743	22.5	44	0
1981 Zachary Dixon	36	737	20.5	46	0
1982 Larry Anderson	27	517	19.1	33	0
1983 Kendall Williams	20	490	24.5	90	0
1984 Phil Smith	32	651	20.3	96t	1
1985 Albert Bentley	27	674	25.0	48	0
1986 Albert Bentley	32	687	21.5	37	0
1987 Albert Bentley	22	500	22.7	45	0
1988 Albert Bentley	39	775	19.9	40	0
1989 Clarence Verdin	19	371	19.5	29	0
1990 Stacey Simmons	19	348	18.3	34	0
1991 Clarence Verdin	36	689	19.1	88t	1
1992 Clarence Verdin	39	815	20.9	42	0

### PUNT RETURNS

	No.	Yards	Avg.	Long	TD	FC
1953 George Taliaferro	10	31	3.1	7	0	
1954 Buddy Young	14	60	4.3	16	0	
1955 Bert Rechichar	30	121	4.0	24	0	
1956 Carl Taseff	27	233	8.6	90	1	
1957 Bert Rechichar	22	71	3.2	22	0	
1958 Carl Taseff	29	196	6.8	33	0	
1959 Carl Taseff	15	104	6.9	25	0	
1960 Johnny Sample	14	101	7.2	26	0	
1961 Bob Boyd	18	173	9.6	46	0	
1962 Bake Turner	9	94	10.4	43	0	
1963 Jerry Logan	28	279	10.0	38	0	0
1964 Wendell Harris	17	214	12.6	39	0	5
1965 Alvin Haymond	41	403	9.8	55	0	9
1966 Alvin Haymond	40	347	8.7	64	0	8
1967 Alvin Haymond	26	155	6.0	31	0	4
1968 Rick Volk	25	198	7.9	24	0	7
1969 Rick Volk	10	58	5.8	14	0	6
1970 Ron Gardin	28	330	11.8	80	1	20
1971 Rick Volk	22	118	5.4	18	0	20
1972 Bruce Laird	34	303	8.9	42	0	11
1973 Bruce Laird	15	72	4.8	13	0	6
1974 Tim Berra	16	114	7.1	14	0	2
1975 Howard Stevens	36	396	11.0	53	0	8
1976 Howard Stevens	39	315	7.9	44	0	9
1977 Howard Stevens	34	301	8.9	24	0	6
1978 Marshall Johnson	25	143	5.7	17	0	10
1979 Nesby Glasgow	44	352	8.0	75t	1	11
1980 Nesby Glasgow	23	187	8.1	20	0	15
1981 David Shula	10	50	5.0	11	0	7
1982 Larry Anderson	8	54	6.8	28	0	4
1983 Larry Anderson	20	138	6.9	20	0	4
1984 Larry Anderson	27	182	6.7	19	0	7
1985 Robbie Martin	40	443	11.1	70t	1	7
1986 Bill Brooks	18	141	7.8	18	0	7
1987 Bill Brooks	22	136	6.2	17	0	9
1988 Clarence Verdin	22	239	10.9	73t	1	7
1989 Clarence Verdin	23	296	12.9	49t	1	5
1990 Clarence Verdin	28	352	12.6	36	0	3
1991 Clarence Verdin	25	163	6.6	22	0	10
1992 Clarence Verdin	24	268	11.2	84t	2	12

# RECORDS



## INTERCEPTIONS

	No.	Yards	Avg.	Long	TD
1953 Tom Keane	11	118	10.7	35	0
1954 Don Shula	5	84	16.8	25	0
Tom Keane	5	22	4.4	7	0
1955 Bert Rechichar	6	109	18.2	40	0
1956 Bert Rechichar	4	63	15.8	42	0
1957 Milt Davis	10	219	21.9	75	2
1958 Andy Nelson	8	199	24.9	69	1
Ray Brown	8	149	18.6	30	0
1959 Milt Davis	7	119	17.0	57	1
Don Shinnick	7	70	10.0	23	0
1960 Bob Boyd	7	132	18.9	74	0
1961 Gary Glick	4	18	4.5	10	0
1962 Bob Boyd	7	163	23.3	38	0
1963 Jim Welch	4	49	12.3	15	0
1964 Bob Boyd	9	185	20.6	47	0
1965 Bob Boyd	9	78	8.7	24	1
1966 Bob Boyd	6	114	19.0	37	1
1967 Bob Boyd	6	145	24.2	41	1
Rick Volk	6	145	24.2	94	1
1968 Bob Boyd	8	160	20.0	49	1
1969 Rick Volk	4	36	9.0	23	0
1970 Jerry Logan	6	92	15.3	33	2
1971 Charlie Stukes	8	95	11.9	40	0
1972 Charlie Stukes	5	23	4.6	11	0
1973 Stan White	4	40	10.0	22	1
1974 Mike Curtis	3	24	8.0	11	0
1975 Stan White	8*	135	16.9	32	1
1976 Jackie Wallace	5	105	21.0	41	0
1977 Lyle Blackwood	10	163	16.3	37	0
1978 Norm Thompson	6	52	8.7	31	0
1979 Sanders Shiver	4	85	21.2	52	0
Lyle Blackwood	4	63	15.8	27	0
Larry Braziel	4	49	12.2	31t	1
1980 Bruce Laird	5	71	14.2	18	0
1981 Bruce Laird	3	59	19.7	24	0
Larry Braziel	3	35	11.7	27	0
1982 Kim Anderson	2	25	12.5	25	0
1983 Derrick Hatchett	4	36	9.0	25	0
1984 Eugene Daniel	6	25	4.2	18	0
1985 Eugene Daniel	8	53	6.6	29	0
1986 Leonard Coleman	4	36	9.0	31	0
1987 Mike Prior	6	57	9.5	38	0
1988 Willie Tullis	4	36	9.0	20	0
1989 Keith Taylor	7	225	32.1	80t	1
1990 Mike Prior	3	66	22.0	36	0
1991 John Baylor	4	50	12.5	32	0
1992 Mike Prior	6	44	7.3	19	0

\*NFL Record (Linebackers)

## PUNTING

	No.	Yards	Avg.	Long	Blk
1953 George Taliaferro	65	2437	37.5	61	0
1954 Cotton Davidson	72	2678	37.2	55	1
1955 Monte Brethauer	55	2161	39.3	56	0
1956 Bert Rechichar	33	1277	38.7	56	0
1957 Cotton Davidson	47	1663	35.4	56	0
1958 Ray Brown	41	1635	39.9	60	0
1959 Dave Sherer	51	2132	41.8	60	0
1960 Ray Brown	52	2001	38.5	55	0
1961 Tom Gilburg	42	1804	43.0	61	0
1962 Tom Gilburg	57	2384	41.8	62	0
1963 Tom Gilburg	52	2173	41.8	64	0
1964 Joe Don Looney	32	1358	42.4	64	0
1965 Tom Gilburg	54	2139	39.6	66	0
1966 David Lee	49	2233	45.6	64	1
1967 David Lee	49	2079	42.4	68	0
1968 David Lee	49	1833	39.4	59	1
1969 David Lee	57	2580	45.3	66	0
1970 David Lee	63	2820	44.7	62	1
1971 David Lee	62	2542	41.0	76	0
1972 David Lee	57	2400	42.1	60	1
1973 David Lee	62	2398	38.7	60	2
1974 David Lee	71	2634	37.1	58	1
1975 David Lee	86	3402	39.6	62	1
1976 David Lee	59	2342	39.7	56	0
1977 David Lee	82	3142	38.3	59	2
1978 David Lee	92	3513	38.2	67	2
1979 Bucky Dilts	99	3657	36.9	53	2
1980 Mike Bragg	82	3203	39.1	59	2



## RECORDS

1981	Mike Garrett	78	3071	39.4	57	0
1982	Rohn Stark	46	2044	44.4	60	0
1983	Rohn Stark	93	4124	45.3*	68	0
1984	Rohn Stark	98	4383	44.7	72	0
1985	Rohn Stark	78	3584	45.9*	68	2
1986	Rohn Stark	76	3432	45.2*	63	0
1987	Rohn Stark	61	2440	40.0	63	2
1988	Rohn Stark	64	2784	43.5	65	0
1989	Rohn Stark	79	3392	42.9	64	1
1990	Rohn Stark	71	3084	43.4	61	1
1991	Rohn Stark	82	3492	42.6	65	0
1992	Rohn Stark	83	3716	44.8	64	0

\*Led NFL

### TOP INDIVIDUAL GAME PERFORMANCES AGAINST THE COLTS

#### **MOST YARDS RUSHING**

205, Dan Towler vs. Los Angeles, Nov. 22, 1953.

#### **LONGEST RUN FROM SCRIMMAGE**

81, Rick Casares at Chicago Bears, Oct. 16, 1955.

#### **MOST PASS ATTEMPTS**

62, Joe Namath at N.Y. Jets, Oct. 18, 1970.

#### **MOST PASS COMPLETIONS**

34, Joe Namath at N.Y. Jets, Oct. 18, 1970.

#### **HIGHEST PASS COMPLETION PERCENTAGE**

86.2, Ken Stabler vs. Oakland, Oct. 28, 1973.

#### **MOST PASSING YARDAGE (GROSS)**

496, Joe Namath vs. N.Y. Jets, Sept. 24, 1972.

#### **LONGEST PASS PLAY**

99t, Karl Sweetan to Pat Studstill vs. Detroit, Oct. 16, 1966.

#### **MOST TOUCHDOWN PASSES**

7, Joe Kapp at Minnesota, Sept. 28, 1969.

#### **MOST PASS RECEPTIONS**

13, Al Toon vs. N.Y. Jets, Nov. 6, 1988.

#### **MOST PASS RECEIVING YARDAGE**

231, Dave Parks vs. San Francisco, Oct. 3, 1965.

#### **MOST TOUCHDOWNS SCORED**

5, Jim Brown vs. Cleveland, Nov. 1, 1959.

5, Paul Hornung vs. Green Bay, Dec. 12, 1965.

#### **MOST TOUCHDOWN PASS RECEPTIONS**

3 (15 times) most recently

Henry Ellard vs. Los Angeles Rams, Sept. 17, 1989.

#### **MOST POINTS SCORED**

33, Paul Hornung at Green Bay, Oct. 8, 1961 (4 TD, 6 PAT, 1 FG)

#### **MOST FIELD GOALS**

5, Curt Knight at Washington, Nov. 18, 1973.

#### **LONGEST FIELD GOAL**

56, Chip Lohmiller vs. Washington, Dec. 22, 1990.

#### **MOST PASS INTERCEPTIONS**

3, Rich Sowell vs. N.Y. Jets, Sept. 23, 1973.

3, Jim Kerr at Washington, Nov. 26, 1961.

3, Jim Butler vs. Pittsburgh, Nov. 3, 1957.

3, Jack Christiansen at Detroit, Nov. 7, 1953.

#### **LONGEST INTERCEPTION RETURN**

92, Erik McMillan at New York Jets, Oct. 1, 1989.


#### **LONGEST KICKOFF RETURN**

103, Tom Wilson vs. Los Angeles, Nov. 25, 1956.

103, Herb Adderley at Green Bay, Nov. 18, 1962.

#### **LONGEST PUNT RETURN**

80, Stanley Morgan at New England, Nov. 18, 1979.



**THE LONGEST IN COLTS HISTORY**

**RUNNING PLAYS**

1. 80t, Tom Matte vs. St. Louis, Oct. 12, 1964.
2. 79t, Alan Ameche vs. Chicago Bears, Sept. 25, 1955.
3. 79t, Lenny Moore vs. Green Bay, Oct. 28, 1956.
4. 73t, Lenny Moore vs. San Francisco, Nov. 30, 1958.
5. 72t, Lenny Moore vs. Green Bay, Oct. 28, 1956.
6. 70t, Albert Bentley at Los Angeles Raiders, Dec. 21, 1986.
7. 70t, Lenny Moore at Cleveland, Nov. 11, 1956.
8. 70t, Lydell Mitchell vs. Kansas City, Nov. 30, 1975.
9. 69t, Ron Lee vs. Houston, Nov. 1, 1976.
10. 67t, Norm Bulaich vs. N.Y. Jets, Sept. 19, 1971.
11. 67t, Curtis Dickey vs. Dallas, Dec. 6, 1981.
12. 67, Owen Gill vs. Houston, Dec. 22, 1985.

**PASSING PLAYS**

1. 90t, Roger Carr from Bert Jones vs. N.Y. Jets, Nov. 16, 1975.
2. 89t, John Mackey from John Unitas at Los Angeles, Oct. 30, 1966.
3. 89t, Roger Carr from Bert Jones at Buffalo, Nov. 9, 1975.
4. 88t, Tom Matte from John Unitas vs. Atlanta, Sept. 17, 1967.
5. 84t, Bill Brooks from Jack Trudeau at San Francisco, Oct. 5, 1986.
6. 84, Jimmy Orr from Earl Morrall at Atlanta, Sept. 22, 1968.
7. 82t, Buddy Young from George Shaw vs. Green Bay at Milw., Oct. 8, 1955.
8. 82t, Lenny Moore from John Unitas at San Francisco, Dec. 8, 1957.
9. 82t, Clarence Verdin from Chris Chandler at L.A. Rams, Sept. 17, 1989
10. 81, Jessie Hester from Jack Trudeau at Pittsburgh, Nov. 22, 1992
11. 80t, Lenny Moore from John Unitas vs. Detroit, Dec. 4, 1960.
12. 80t, Jimmy Orr from John Unitas at Chicago, Oct. 21, 1962.
13. 80t, Lenny Moore from John Unitas vs. Minnesota, Dec. 16, 1962.
14. 80t, Wayne Capers from Mike Pagel vs. Miami, Nov. 17, 1985.

**COLTS LASTS**

**PUNT RETURNED FOR TD**

Clarence Verdin vs. New England, 53 yards, 11/15/92

**KICKOFF RETURNED FOR TD**

Clarence Verdin at New York Jets, 88 yards, 11/10/91

**INTERCEPTION RETURNED FOR TD**

Alan Grant vs. Washington, 25 yards, 12/22/90

**FUMBLE RETURNED FOR TD**

Chris Goode vs. Miami, 54 yards, 10/28/90

**PUNT BLOCKED RETURNED FOR TD**

Blocked by Chris Goode, recovered by Albert Bentley vs. San Francisco 9/10/89

**SHUTOUT SCORED**

Indianapolis 6, New England 0, 12/6/92

**SAFETY**

Jeff Leiding at Buffalo, 10/4/87

**400 YARDS PASSING**

John Unitas vs. Atlanta, 401 yards, 9/17/67

**300 YARDS PASSING**

Jeff George vs. Phoenix, 328 yards, 12/20/92

**100 YARDS RUSHING**

Eric Dickerson vs. Cleveland, 117 yards, 12/1/91

**100 YARDS RECEIVING**

Kerry Cash at New York Jets, 104 yards, 12/13/92

**3 TD RECEPTIONS IN GAME**

Roger Carr vs. Cincinnati, (68, 22, 65 yards), 9/19/76

**4 TD RUSHING IN GAME**

Eric Dickerson vs. Denver, (1, 11, 12, 41), 10/31/88

**SCORE BY RUSH AND RECEPTION IN GAME**

Rodney Culver at Pittsburgh (1r/4p), 11/22/92

**4 TD PASSING**

Jack Trudeau vs. Miami (Rison, 6; Bentley, 6; Pruitt, 5; Boyer 1 yards), 12/17/89

**4 TD RUSHING AND RECEIVING**

Lydell Mitchell vs. Buffalo (6r, 11r, 25p, 23p), 10/12/75



# RESULTS

## COLTS PRESEASON RESULTS

### PRESEASON SERIES RECORDS

Won 109, Lost 88, Tied 4

	Won	Lost	Tied	First Meeting
Atlanta Falcons	1	6	0	1973
Buffalo Bills	1	0	0	1969
Chicago Bears	5	4	1	1957
Cincinnati Bengals	0	2	0	1985
Cleveland Browns	4	2	0	1953
College All-Stars	3	0	0	1959
Dallas Cowboys	5	3	0	1960
Denver Broncos	5	6	0	1970
Detroit Lions	10	5	1	1964
Green Bay Packers	3	1	0	1980
Houston Oilers	5	1	0	1969
Kansas City Chiefs	3	1	0	1970
Los Angeles Raiders	3	2	0	1968
Miami Dolphins	2	2	0	1968
Minnesota Vikings	3	4	0	1961
New England Patriots	2	0	0	1967
New Orleans Saints	3	4	0	1975
New York Giants	7	5	0	1953
Philadelphia Eagles	9	9	0	1953
Phoenix Cardinals	6	5	1	1953
Pittsburgh Steelers	9	9	0	1953
San Diego Chargers	1	0	0	1969
Seattle Seahawks	1	5	0	1981
Tampa Bay Buccaneers	3	2	0	1977
Washington Redskins	15	10	1	1953

<b>1953: Won 3, Lost 3</b>				
8/15 Phil. at Norfolk	7-10			
8/22 Chi. Card. at Lubbock	10-7			
8/26 Pitt. at Rochester	13-6			
9/7 Cleve. at Akron	21-23			
9/12 NYG at St. Louis	7-10			
9/20 Wash. at Balt.	9-3			

<b>1954: Won 4, Lost 1</b>				
8/14 Phil. at Hershey	10-0			
8/22 Pitt. at Pitt	27-21			
9/10 Pitt. at Tulsa	16-21			
9/15 Chi. Card. at Chi.	20-2			
9/18 Wash. at Balt.	49-14			

<b>1955: Won 2, Lost 2, Tied 1</b>				
8/13 Phil. at Hershey	6-21			
Fort. Bel. at Westminster	61-0			
8/30 Wash. at Balt.	28-28			
9/6 NYG at Minn.	14-17			
9/18 Pitt. at Buffalo	44-17			

<b>1956: Won 3, Lost 2</b>				
8/11 Phil. at Hershey	24-13			
8/20 NYG at Boston	10-28			
8/25 Pitt. at Cincinnati	37-16			
9/9 Phil. at Louisville	14-19			
9/16 Wash. at Balt.	21-13			

<b>1957: Won 2, Lost 2, Tied 1</b>				
8/17 Phil. at Hershey	17-10			
8/24 Chi. Bears at Cincinnati	24-24			
9/8 Wash. at Balt.	14-24			
9/15 Chi. Card. at Louisville	27-9			
9/21 Chi. Card. at St. Louis	21-27			

<b>1958: Won 2, Lost 3, Tied 1</b>				
8/16 Phil. at Hershey	28-30			
8/23 Chi. Card. at Austin	31-31			
9/29 Wash. at Balt.	27-21			
9/6 Pitt. at Buffalo	10-13			
9/14 NYG at Balt.	7-10			
9/21 NYG at Louisville	42-21			

<b>1959: Won 4, Lost 2</b>				
8/14 Coll. All-Stars at Chi.	29-0			
8/21 NYG at Dallas	28-3			
9/28 Wash. at Balt.	23-10			
9/4 Pitt. at Miami	30-21			
9/13 Phil. at Phil.	13-35			
9/20 Chi. Card. at Louisville	17-31			

<b>1960: Won 3, Lost 3</b>				
8/21 Coll. All-Stars at Chi.	32-7			
8/19 Dall. at Dall.	14-10			
8/26 St. L. at Charleston	21-31			
9/2 Pitt. at Miami	28-34			
9/11 Wash. at Balt.	30-7			
9/17 Phil. at Hershey	21-35			

<b>1961: Won 3, Lost 2</b>				
8/12 Pitt. at Roanoke	20-24			
8/18 Minn. at Balt.	13-3			
8/26 Wash. at Norfolk	41-7			
9/1 Dall. at Norman	24-35			
9/10 NYG at New Haven	49-20			

<b>1962: Won 3, Lost 2, Tied 1</b>				
8/11 Phil. at Hershey	56-28			
8/16 Wash. at Wash.	34-14			
8/25 Dall. at Roanoke	24-10			
9/2 Minn. at Minn.	13-24			
9/9 Pitt. at Pitt.	9-20			

<b>1963: Won 4, Lost 1</b>				
8/10 Phil. at Hershey	26-21			
8/17 Cleve. at Cleve.	21-7			
8/24 Pitt. at Atlanta	17-14			
8/21 St. L. at St. L.	27-21			
9/7 Chi. at New Orleans	7-14			

<b>1964: Won 3, Lost 1, Tied 1</b>				
8/8 Phil. at Hershey	28-17			
8/14 Det. at Det.	28-28			
8/21 St. L. at St. L.	21-30			
8/27 Wash. at Wash.	41-14			
9/6 Pitt. at Canton	48-17			

<b>1965: Won 5, Lost 0</b>				
8/14 Chi. Bears at Cincinnati	22-10			
8/20 Wash. at Balt.	23-3			
8/28 St. L. at Louisville	38-10			
9/4 St. L. at St. L.	33-23			
9/11 Phil. at Hershey	33-14			

<b>1966: Won 5, Lost 0</b>				
8/3 Wash. at Wash.	35-0			
8/13 Phil. at New Orleans	31-17			
8/19 St. L. at St. L.	33-7			
8/26 Cleve. at Cleve.	24-17			
9/1 Det. at Det.	20-0			

<b>1967: Won 4, Lost 1</b>				
8/13 Bos. at Bos.	33-3			
8/21 St. L. at St. L.	5-9			
8/26 Det. at Det.	14-5			
8/31 Wash. at Wash.	23-17			
9/9 Dall. at Dall.	33-7			

<b>1968: Won 5, Lost 1</b>				
8/3 Oak. at Oak.	14-12			
8/10 Chi. at Birmingham	10-0			
8/16 Wash. at Wash.	15-13			
8/23 Det. at Det.	7-14			
8/31 Mia. at Mia.	22-13			
9/7 Dall. at Dall.	16-10			

# RESULTS



<b>1969: Won 6, Lost 0</b>	
8/2 S.D. at S.D.	26- 6
8/9 Oak. at Oak.	34-30
8/15 Hous. at Hous.	33-29
8/22 Buf. at Buf.	20- 7
8/30 Mia. at Mia.	23-10
9/14 Dall. at Dall.	23- 7
<b>1970: Won 4, Lost 2</b>	
8/8 Oak. at Oak.	33-21
8/14 K.C. at K.C.	17- 3
8/22 Den. at Den.	24- 7
8/29 Mia. at Mia.	13-20
9/5 Det. at Raleigh	20-14
9/12 Wash. at Wash.	14-17
<b>1971: Won 3, Lost 4</b>	
7/30 Coll. All-Stars at Chi.	24-17
8/7 K.C. at Balt.	3-10
8/14 Chi. at Balt.	21-13
8/22 Det. at Ann Arbor	20-23
8/28 Wash. at Wash.	20-14
9/3 Dall. at Balt.	14-27
9/11 Oak. at Jacksonville	3-24
<b>1972: Won 3, Lost 3</b>	
8/4 Wash. at Tampa	3-33
8/14 Oak. at Oak.	0-16
8/21 K.C. at K.C.	23-17
8/26 Pitt. at Tampa	16-13
9/1 Det. at Tampa	17-24
9/10 Den. at Den.	20-13
<b>1973: Won 2, Lost 4</b>	
8/4 Pitt. at Pitt.	7-34
8/11 Atl. at Atl.	20-34
8/18 Det. at Memphis	32-28
8/25 Wash. at Wash.	3-20
9/1 Hous. at Hous.	9-20
9/9 Den. at Den.	17-10
<b>1974: Won 1, Lost 4</b>	
8/9 Det. at Balt.	3- 6
8/17 Cleve. at Tampa	37- 3
8/26 Chi. at Balt.	16-20
8/31 Atl. at Atl.	7-23
9/6 Wash. at Wash.	6- 7
<b>1975: Won 2, Lost 4</b>	
8/9 Den. at Den.	23-20
8/16 Atl. at Lincoln	3-10
8/22 Pitt. at Balt.	10-31
8/30 N.O. at N.O.	3-27
9/8 Hous. at Hous.	26-21
9/12 Wash. at Balt.	10-24
<b>1976: Won 2, Lost 4</b>	
1/31 Cleve. at Lincoln	21- 0
8/6 Wash. at Balt.	20- 3
8/14 Chi. at Chi.	14-25
8/20 N.O. at Balt.	20-26
8/28 Atl. at Atl.	7-21
9/2 Det. at Det.	9-24
<b>1977: Won 3, Lost 3</b>	
8/8 Den. at Den.	8-14
8/14 Hous. at Hous.	14- 7
8/19 Minn. at Balt.	29- 7
8/27 Dall. at Dall.	21-23
9/2 Det. at Balt.	21-10
9/10 T. B. at Tampa Bay	0-14
<b>1978: Won 1, Lost 3</b>	
8/5 Pitt. at Balt.	10-22
8/12 T. B. at Tampa Bay	12-23
8/18 Wash. at Balt.	16-17
8/26 Det. at Det.	13- 7
<b>1979: Won 2, Lost 2</b>	
8/3 Phil. at Balt.	17-14
8/11 Cleve. at Cleve.	3-24
8/17 Phil. at Phil.	17-31
8/24 Det. at Balt.	17- 7

<b>1980: Won 2, Lost 2</b>	
8/9 Wash. at Balt.	3-13
8/16 G. B. at Mil.	17- 3
8/22 NYG at Balt.	37-20
8/29 Atl. at Atl.	35-51
<b>1981: Won 0, Lost 4</b>	
8/8 N.O. at N.O.	23-24
8/15 NYG at E. Rutherford	17-20
8/22 Wash. at Balt.	7-13
8/28 Seattle at Seattle	17-31
<b>1982: Won 3, Lost 2</b>	
8/4 Minn. at Canton	14-30
8/14 NYG at Balt.	19-14
8/21 Atl. at Tempe	34- 3
8/28 Pitt. at Pitt.	15-37
9/4 Chi. at Chi.	26-17
<b>1983: Won 2, Lost 2</b>	
8/4 Hous. at Hous.	15- 0
8/13 Minn. at Minn.	10- 7
8/20 NYG at Rutherford	14-27
8/26 Atl. at Atl.	7-10
<b>1984: Won 1, Lost 3</b>	
8/4 Mia. at Mia.	3-24
8/11 NYG at Ind.	26-20
8/18 Den. at Den.	0-31
8/25 G.B. at G.B.	17-34
<b>1985: Won 2, Lost 2</b>	
8/10 Seattle at Ind.	19- 7
8/17 Chi. at Chi.	24-13
8/24 Den. at Den.	3-20
8/30 Cin. at Ind.	21-31
<b>1986: Won 1, Lost 3</b>	
8/8 Seattle at Seattle	14-21
8/16 Chicago at Chicago	21-38
8/23 Detroit at Ind.	20-13
8/30 Minnesota at Ind.	20-23
<b>1987: Won 3, Lost 1</b>	
8/15 Detroit at Detroit	22-19
8/22 Minnesota at Min.	13-37
8/29 Houston at Ind.	17- 6
9/5 Tampa Bay at Ind.	23-16
<b>1988: Won 3, Lost 1</b>	
8/6 T.B. at Tampa Bay	20- 7
8/13 G.B. at Ind.	25-21
8/20 N.O. at Ind.	18- 6
8/25 Den. at Den.	20-21
<b>1989: Won 4, Lost 0</b>	
8/12 N.O. at N.O.	31- 7
8/19 G.B. at G.B.	24-23
8/26 T.B. at Ind.	30- 0
9/2 Den. at Ind.	38-34
<b>1990: Won 0, Lost 4</b>	
8/11 Denver at Ind.	7-16
8/17 Seattle at Seattle	10-13
8/27 Philadelphia at Ind.	16-17
8/31 N.O. at N.O.	14-17
<b>1991: Won 1, Lost 3</b>	
8/2 Denver at Den.	3-10
8/10 Seattle at Ind.	7-17
8/17 N.O. at Ind.	34-28
8/23 Philadelphia at Phil.	21-23
<b>1992: Won 2, Lost 2</b>	
8/8 New England at Ind.	34-14
8/15 Seattle at Ind.	10-27
8/22 Ind. at Cin.	0-20
8/28 Ind. at K.C.	21-10

## COLTS ALL-TIME RESULTS

### ALL-AMERICA FOOTBALL CONFERENCE

1947: Won 2, Lost 11, Tied 1

Coach: Cecil Isbell

#### Fourth Eastern Division

S	7	Brooklyn Dodgers	W	16- 7
S	14	at San Francisco 49ers	L	7-14
S	21	at Cleveland Browns	L	0-28
S	28	New York Yankees	L	7-21
O	5	San Francisco 49ers	T	28-28
O	12	at Buffalo Bills	L	15-20
O	19	Los Angeles Dons	L	10-38
O	26	at Los Angeles Dons	L	0-56
N	2	at New York Yankees	L	21-35
N	7	at Chicago Rockets	L	21-27
N	16	at Brooklyn Dodgers	L	14-21
N	23	Buffalo Bills	L	14-33
N	30	Chicago Rockets	W	14- 7
D	7	Cleveland Browns	L	0-42
				167-377



# RESULTS

## 1948: Won 7, Lost 7 Tied First Eastern Division

Coach: Cecil Isbell

S	5	New York Yankees	W	45-28
S	10	at Chicago Rockets	L	14-21
S	16	at New York Yankees	W	27-14
S	26	Brooklyn Dodgers	W	35-20
O	5	Cleveland Browns	L	10-14
O	10	San Francisco 49ers	L	14-56
O	15	at Los Angeles Dons	W	29-14
O	24	at San Francisco 49ers	L	10-21
O	31	at Buffalo Bills	L	17-35
N	7	at Cleveland Browns	L	7-28
N	14	Chicago Rockets	W	38-24
N	21	Los Angeles Dons	L	14-17
N	28	at Brooklyn Dodgers	W	38-20
D	5	Buffalo Bills	W	35-15
				333-327

### EASTERN DIVISION PLAYOFF GAME

D	12	Buffalo Bills	L	17-28
---	----	---------------	---	-------

## 1949: Won 1, Lost 11 Seventh Conference

Coach: Cecil Isbell (4 games)  
Walt Driskill (8 games)

A	28	at San Francisco 49ers	L	17-31
S	2	Los Angeles Dons	L	17-49
S	11	at Cleveland Browns	L	0-21
S	16	at Chicago Hornets	L	7-35
S	25	Cleveland Browns	L	20-28
O	2	at Buffalo Bills	W	35-28
O	16	Brooklyn New York Yankees	L	21-24
O	23	Chicago Hornets	L	7-17
O	30	at Brooklyn New York Yankees	L	14-21
N	16	San Francisco 49ers	L	10-28
N	20	Los Angeles Dons	L	10-21
N	27	Buffalo Bills	L	14-38
				172-341

## NATIONAL FOOTBALL LEAGUE

### 1950: Won 1, Lost 11 Seventh National Conference

Coach: Clem Crowe

S	17	Washington Redskins	L	14-38
S	24	Cleveland Browns	L	0-31
O	2	at Chicago Cardinals	L	13-55
O	15	Philadelphia Eagles	L	14-24
O	22	at Los Angeles Rams	L	27-70
O	29	at San Francisco 49ers	L	14-17
N	5	Green Bay Packers	W	41-21
N	12	at Pittsburgh Steelers	L	7-17
N	19	New York Giants	L	20-55
N	26	at Washington Redskins	L	28-38
D	3	Detroit Lions	L	21-45
D	10	New York Yanks	L	14-51
				213-462

(All attendance figures are tickets distributed because  
turnstile figures not used before 1974)

### 1953: Won 3, Lost 9 Fifth Western Conference

Coach: Keith Molesworth

S	27	Chicago Bears	W	13-9	23,715
O	3	Detroit Lions	L	17-27	25,159
O	11	at Chicago Bears	W	16-14	35,316
O	18	at Green Bay Packers	L	14-37	18,713
O	25	Washington Redskins	W	27-17	34,031
O	31	Green Bay Packers	L	24-35	33,797
N	7	at Detroit Lions	L	7-17	46,508
N	15	at Philadelphia Eagles	L	14-45	27,813
N	22	Los Angeles Rams	L	13-21	27,268
N	29	San Francisco 49ers	L	21-38	26,005
D	5	at Los Angeles Rams	L	2-45	26,696
D	13	at San Francisco 49ers	L	14-45	24,432
					182-350

### 1954: Won 3, Lost 9 Sixth Western Conference

Coach: Weeb Ewbank

S	26	Los Angeles Rams	L	0-48	36,215
O	2	New York Giants	W	20-14	27,088
O	10	at Chicago Bears	L	9-28	27,845
O	16	at Detroit Lions	L	0-35	48,272
O	24	Green Bay Packers	L	6-7	28,680
O	31	at Washington Redskins	L	21-24	23,566
N	6	Detroit Lions	L	3-27	25,287
N	13	Green Bay Packers at Milwaukee	L	13-24	19,786
N	21	Chicago Bears	L	13-28	23,093
N	28	San Francisco 49ers	W	17-13	23,875
D	4	at Los Angeles Rams	W	22-21	30,744
D	11	at San Francisco 49ers	L	7-10	26,856
					131-279



# RESULTS



## 1955: Won 5, Lost 6, Tied 1 Fourth Western Conference

Coach: Weeb Ewbank

S	25	Chicago Bears	W	23-	17	36,167
O	1	Detroit Lions	W	28-	13	40,030
O	8	Green Bay Packers at Milwaukee	W	24-	20	40,199
O	16	at Chicago Bears	L	10-	38	40,184
O	23	Washington Redskins	L	13-	14	51,587
O	29	Green Bay Packers	W	14-	10	34,411
N	5	at Detroit Lions	L	14-	24	53,874
N	13	at New York Giants	L	7-	17	33,982
N	20	Los Angeles Rams	T	17-	17	41,146
N	27	San Francisco 49ers	W	26-	14	33,485
D	4	at Los Angeles Rams	L	14-	20	37,024
D	11	at San Francisco 49ers	L	24-	35	35,371

214-239

## 1956: Won 5, Lost 7 Fourth Western Conference

Coach: Weeb Ewbank

S	30	Chicago Bears	W	28-	21	45,221
O	6	Detroit Lions	L	14-	31	42,622
O	14	Green Bay Packers at Milwaukee	L	33-	38	24,214
O	21	at Chicago Bears	L	27-	58	48,364
O	28	Green Bay Packers	W	28-	21	40,086
N	11	at Cleveland Browns	W	21-	7	42,404
N	18	at Detroit Lions	L	3-	27	55,788
N	25	Los Angeles Rams	W	56-	21	40,321
D	2	San Francisco 49ers	L	17-	20	37,227
D	9	at Los Angeles Rams	L	7-	31	51,037
D	16	at San Francisco 49ers	L	17-	30	43,791
D	23	Washington Redskins	W	19-	17	32,994

270-322

## 1957: Won 7, Lost 5 Third Western Conference

Coach: Weeb Ewbank

S	29	Detroit Lions	W	34-	14	40,112
O	5	Chicago Bears	W	21-	10	46,558
O	13	Green Bay Packers at Milwaukee	W	45-	17	26,322
O	20	at Detroit Lions	L	27-	31	55,764
O	27	Green Bay Packers	L	21-	24	48,510
N	3	Pittsburgh Steelers	L	13-	19	42,575
N	10	at Washington Redskins	W	21-	17	33,149
N	17	at Chicago Bears	W	29-	14	47,168
N	24	San Francisco 49ers	W	27-	21	50,073
D	1	Los Angeles Rams	W	31-	14	52,060
D	8	at San Francisco 49ers	L	13-	17	59,950
D	15	at Los Angeles Rams	L	21-	37	52,560

303-235

### WORLD CHAMPIONS

## 1958: Won 9, Lost 3 First Western Conference

Coach: Weeb Ewbank

S	28	Detroit Lions	W	28-	15	48,377
O	4	Chicago Bears	W	51-	38	52,622
O	12	Green Bay Packers at Milwaukee	W	24-	17	24,553
O	19	at Detroit Lions	W	40-	14	55,190
O	26	Washington Redskins	W	35-	10	54,403
N	2	Green Bay Packers	W	56-	0	51,333
N	9	at New York Giants	L	21-	24	71,164
N	16	at Chicago Bears	W	17-	0	48,664
N	23	Los Angeles Rams	W	34-	7	57,557
N	30	San Francisco 49ers	W	35-	27	57,557
D	6	at Los Angeles Rams	L	28-	30	100,202
D	14	at San Francisco 49ers	L	12-	21	53,334

381-203

### WORLD CHAMPIONSHIP GAME

D	28	at New York Giants	W	23-	17(OT)	64,185
---	----	--------------------	---	-----	--------	--------

### WORLD CHAMPIONS

## 1959: Won 9, Lost 3 First Western Conference

Coach: Weeb Ewbank

S	27	Detroit Lions	W	21-	9	55,588
O	3	Chicago Bears	L	21-	26	57,557
O	11	at Detroit Lions	W	31-	24	54,197
O	18	at Chicago Bears	W	21-	7	48,430
O	25	Green Bay Packers	W	38-	21	57,557
N	1	Cleveland Browns	L	31-	38	57,557
N	8	at Washington Redskins	L	24-	27	32,773
N	15	Green Bay Packers at Milwaukee	W	28-	24	25,521
N	22	San Francisco 49ers	W	45-	14	57,557
N	29	Los Angeles Rams	W	35-	21	57,557
D	5	at San Francisco 49ers	W	34-	14	59,075
D	12	at Los Angeles Rams	W	45-	26	65,528

374-251



# RESULTS

## WORLD CHAMPIONSHIP GAME

D 27 New York Giants . . . . . W 31- 16 . . . . . 57,545

**1960: Won 6, Lost 6** **Coach: Weeb Ewbank**  
**Fourth Western Conference**

S 25	Washington Redskins . . . . .	W	20- 0	53,818
O 2	Chicago Bears . . . . .	W	42- 7	57,808
O 9	at Green Bay Packers . . . . .	L	21- 35	32,150
O 16	Los Angeles Rams . . . . .	W	31- 17	57,808
O 23	at Detroit Lions . . . . .	L	17- 30	53,854
O 30	at Dallas Cowboys . . . . .	W	45- 7	25,500
N 6	Green Bay Packers . . . . .	W	38- 24	57,808
N 13	at Chicago Bears . . . . .	W	24- 20	48,713
N 26	San Francisco 49ers . . . . .	L	22- 30	57,808
D 4	Detroit Lions . . . . .	L	15- 20	57,808
D 11	at Los Angeles Rams . . . . .	L	3- 10	75,461
D 18	at San Francisco 49ers . . . . .	L	10- 34	57,269

288-234

**1961: Won 8, Lost 6** **Coach: Weeb Ewbank**  
**Third Western Conference**

S 17	Los Angeles Rams . . . . .	W	27- 24	54,259
S 24	Detroit Lions . . . . .	L	15- 16	54,259
O 1	Minnesota Vikings . . . . .	W	34- 33	54,259
O 8	at Green Bay Packers . . . . .	L	7- 45	38,669
O 15	at Chicago Bears . . . . .	L	10- 24	48,719
O 22	at Detroit Lions . . . . .	W	17- 14	53,016
O 29	Chicago Bears . . . . .	L	20- 21	57,641
N 5	Green Bay Packers . . . . .	W	45- 21	57,641
N 12	at Minnesota Vikings . . . . .	L	20- 28	38,010
N 19	St. Louis Cardinals . . . . .	W	16- 0	56,112
N 26	at Washington Redskins . . . . .	W	27- 6	41,062
D 3	San Francisco 49ers . . . . .	W	20- 17	57,641
D 9	at Los Angeles Rams . . . . .	L	17- 34	41,268
D 16	at San Francisco 49ers . . . . .	W	27- 24	45,517

302-307

**1962: Won 7, Lost 7** **Coach: Weeb Ewbank**  
**Fourth Western Conference**

S 16	Los Angeles Rams . . . . .	W	30- 27	54,796
S 23	at Minnesota Vikings . . . . .	W	34- 7	30,787
S 30	Detroit Lions . . . . .	L	20- 29	57,966
O 7	San Francisco 49ers . . . . .	L	13- 21	54,158
O 14	at Cleveland Browns . . . . .	W	36- 14	80,132
O 21	at Chicago Bears . . . . .	L	15- 35	49,066
O 28	Green Bay Packers . . . . .	L	6- 17	57,966
N 4	at San Francisco 49ers . . . . .	W	22- 3	44,875
N 11	at Los Angeles Rams . . . . .	W	14- 2	39,502
N 18	at Green Bay Packers . . . . .	L	13- 17	38,669
N 25	Chicago Bears . . . . .	L	0- 57	56,164
D 2	at Detroit Lions . . . . .	L	14- 21	53,012
D 8	Washington Redskins . . . . .	W	34- 21	56,964
D 16	Minnesota Vikings . . . . .	W	42- 17	53,645

293-288

**1963: Won 8, Lost 6** **Coach: Don Shula**  
**Third Western Conference**

S 15	New York Giants . . . . .	L	28- 37	60,029
S 22	at San Francisco 49ers . . . . .	W	20- 14	31,006
S 29	at Green Bay Packers . . . . .	L	20- 31	42,327
O 6	at Chicago Bears . . . . .	L	3- 10	48,998
O 13	San Francisco 49ers . . . . .	W	20- 3	56,962
O 20	at Detroit Lions . . . . .	W	25- 21	51,901
O 27	Green Bay Packers . . . . .	L	20- 34	60,065
N 3	Chicago Bears . . . . .	L	7- 17	60,065
N 10	Detroit Lions . . . . .	W	24- 21	59,758
N 17	at Minnesota Vikings . . . . .	W	37- 34	33,136
N 24	at Los Angeles Rams . . . . .	L	16- 17	48,555
D 1	at Washington Redskins . . . . .	W	36- 20	44,006
D 8	Minnesota Vikings . . . . .	W	41- 10	54,122
D 15	Los Angeles Rams . . . . .	W	19- 16	52,834

316-285

**1964: Won 12, Lost 2** **Coach: Don Shula**  
**First Western Conference**

S 13	at Minnesota Vikings . . . . .	L	24- 34	35,563
S 20	at Green Bay Packers . . . . .	W	21- 20	42,327
S 27	Chicago Bears . . . . .	W	52- 0	56,537
O 4	Los Angeles Rams . . . . .	W	35- 20	56,537
O 12	at St. Louis Cardinals . . . . .	W	47- 27	60,213
O 18	Green Bay Packers . . . . .	W	24- 21	60,213
O 25	at Detroit Lions . . . . .	W	34- 0	57,814
N 1	San Francisco 49ers . . . . .	W	37- 7	60,213
N 8	at Chicago Bears . . . . .	W	40- 24	47,891
N 15	Minnesota Vikings . . . . .	W	17- 14	60,213
N 22	at Los Angeles Rams . . . . .	W	24- 7	72,137
N 29	at San Francisco 49ers . . . . .	W	14- 3	33,642
D 6	Detroit Lions . . . . .	L	14- 31	60,213
D 13	Washington Redskins . . . . .	W	45- 17	60,213

428-225

# RESULTS



## NFL CHAMPIONSHIP GAME

D 27 at Cleveland Browns . . . . . L 0- 27 . . . . . 79,544

**1965: Won 10, Lost 3, Tied 1** **Coach: Don Shula**  
**Tied First Western Conference**

S 19	Minnesota Vikings . . . . .	W	35- 16 . . . . .	56,562
S 26	Green Bay Packers at Milwaukee . . . . .	L	17- 20 . . . . .	48,130
O 3	San Francisco 49ers . . . . .	W	27- 24 . . . . .	58,609
O 10	Detroit Lions . . . . .	W	31- 7 . . . . .	60,238
O 17	at Washington Redskins . . . . .	W	38- 7 . . . . .	50,405
O 24	Los Angeles Rams . . . . .	W	35- 20 . . . . .	60,238
O 31	at San Francisco 49ers . . . . .	W	34- 28 . . . . .	45,827
N 7	at Chicago Bears . . . . .	W	26- 21 . . . . .	45,656
N 14	at Minnesota Vikings . . . . .	W	41- 21 . . . . .	47,426
N 21	Philadelphia Eagles . . . . .	W	34- 24 . . . . .	60,238
N 25	at Detroit Lions . . . . .	T	24- 24 . . . . .	55,036
D 5	Chicago Bears . . . . .	L	0- 13 . . . . .	60,238
D 12	Green Bay Packers . . . . .	L	27- 42 . . . . .	60,238
D 18	at Los Angeles Rams . . . . .	W	20- 17 . . . . .	46,636
389-284				

## WESTERN CONFERENCE PLAYOFF

D 26 at Green Bay Packers . . . . . L 10- 13 (OT) . . . . . 50,484

### PLAYOFF BOWL

J 9 Dallas Cowboys at Miami . . . . . W 35- 3 . . . . . 65,569

**1966: Won 9, Lost 5** **Coach: Don Shula**  
**Second Western Conference**

S 10	Green Bay Packers at Milwaukee . . . . .	L	3- 24 . . . . .	48,650
S 18	at Minnesota Vikings . . . . .	W	38- 23 . . . . .	47,426
S 25	San Francisco 49ers . . . . .	W	36- 14 . . . . .	56,715
O 9	at Chicago Bears . . . . .	L	17- 27 . . . . .	47,452
O 16	Detroit Lions . . . . .	W	45- 14 . . . . .	60,238
O 23	Minnesota Vikings . . . . .	W	20- 17 . . . . .	60,238
O 30	at Los Angeles Rams . . . . .	W	17- 3 . . . . .	57,898
N 6	Washington Redskins . . . . .	W	37- 10 . . . . .	60,238
N 13	at Atlanta Falcons . . . . .	W	19- 7 . . . . .	58,850
N 20	at Detroit Lions . . . . .	L	14- 20 . . . . .	52,383
N 27	Los Angeles Rams . . . . .	L	7- 23 . . . . .	60,238
D 4	Chicago Bears . . . . .	W	21- 16 . . . . .	60,238
D 10	Green Bay Packers . . . . .	L	10- 14 . . . . .	60,238
D 18	at San Francisco 49ers . . . . .	W	30- 14 . . . . .	40,005
314-226				

### PLAYOFF BOWL

J 8 Philadelphia Eagles at Miami . . . . . W 20- 14 . . . . . 58,088

**1967: Won 11, Lost 1, Tied 2** **Coach: Don Shula**  
**Tied First Coastal Division**

S 17	Atlanta Falcons . . . . .	W	38- 31 . . . . .	56,715
S 24	at Philadelphia Eagles . . . . .	W	38- 6 . . . . .	60,755
O 1	San Francisco 49ers . . . . .	W	41- 7 . . . . .	60,238
O 8	at Chicago Bears . . . . .	W	24- 3 . . . . .	47,190
O 15	Los Angeles Rams . . . . .	T	24- 24 . . . . .	60,238
O 22	at Minnesota Vikings . . . . .	T	20- 20 . . . . .	47,693
O 29	at Washington Redskins . . . . .	W	17- 13 . . . . .	50,574
N 5	Green Bay Packers . . . . .	W	13- 10 . . . . .	60,238
N 12	at Atlanta Falcons . . . . .	W	49- 7 . . . . .	58,850
N 19	Detroit Lions . . . . .	W	41- 7 . . . . .	60,238
N 26	at San Francisco 49ers . . . . .	W	26- 9 . . . . .	44,815
D 3	Dallas Cowboys . . . . .	W	23- 17 . . . . .	60,238
D 10	New Orleans Saints . . . . .	W	30- 10 . . . . .	60,238
D 17	at Los Angeles Rams . . . . .	L	10- 34 . . . . .	77,277
394-198				

**1968: Won 13, Lost 1** **Coach: Don Shula**  
**First Coastal Division**

S 15	San Francisco 49ers . . . . .	W	27- 10 . . . . .	56,864
S 23	at Atlanta Falcons . . . . .	W	28- 20 . . . . .	50,428
S 29	at Pittsburgh Steelers . . . . .	W	41- 7 . . . . .	44,480
O 6	Chicago Bears . . . . .	W	28- 7 . . . . .	60,238
O 13	at San Francisco 49ers . . . . .	W	42- 14 . . . . .	32,822
O 20	Cleveland Browns . . . . .	L	20- 30 . . . . .	60,238
O 27	Los Angeles Rams . . . . .	W	27- 10 . . . . .	60,238
N 2	at New York Giants . . . . .	W	26- 0 . . . . .	62,973
N 10	at Detroit Lions . . . . .	W	27- 10 . . . . .	55,170
N 17	St. Louis Cardinals . . . . .	W	27- 0 . . . . .	60,238
N 24	Minnesota Vikings . . . . .	W	21- 9 . . . . .	60,238
D 1	Atlanta Falcons . . . . .	W	44- 0 . . . . .	60,238
D 7	at Green Bay Packers . . . . .	W	16- 3 . . . . .	50,861
D 15	at Los Angeles Rams . . . . .	W	28- 24 . . . . .	69,397
402-144				



# RESULTS

## WESTERN CONFERENCE CHAMPIONSHIP GAME

D 22 Minnesota Vikings . . . . . W 24- 14 . . . . . 60,238

## NFL CHAMPIONSHIP GAME

D 27 at Cleveland Browns . . . . . W 34- 0 . . . . . 80,628

## SUPER BOWL III

J 12 New York Jets at Miami . . . . . L 7- 16 . . . . . 75,389

**1969: Won 8, Lost 5, Tied 1  
Second Coastal Division**

**Coach: Don Shula**

S 21	Los Angeles Rams . . . . .	L	20- 27 . . . . .	56,864
S 28	at Minnesota Vikings . . . . .	L	14- 52 . . . . .	47,644
O 5	at Atlanta Falcons . . . . .	W	21- 14 . . . . .	57,806
O 13	Philadelphia Eagles . . . . .	W	24- 20 . . . . .	56,864
O 19	at New Orleans Saints . . . . .	W	30- 10 . . . . .	80,636
O 26	San Francisco 49ers . . . . .	L	21- 24 . . . . .	60,238
N 2	Washington Redskins . . . . .	W	41- 17 . . . . .	60,238
N 9	Green Bay Packers . . . . .	W	14- 6 . . . . .	60,238
N 16	at San Francisco 49ers . . . . .	L	17- 20 . . . . .	38,472
N 23	at Chicago Bears . . . . .	W	24- 21 . . . . .	45,455
N 30	Atlanta Falcons . . . . .	W	13- 6 . . . . .	60,238
D 7	Detroit Lions . . . . .	T	17- 17 . . . . .	60,238
D 13	at Dallas Cowboys . . . . .	L	10- 27 . . . . .	63,191
D 21	at Los Angeles Rams . . . . .	W	13- 7 . . . . .	73,326
				279-268

## SUPER BOWL CHAMPIONS

**1970: Won 11, Lost 2, Tied 1  
First Eastern Division**

**Coach: Don McCafferty**

S 20	at San Diego Chargers . . . . .	W	16- 14 . . . . .	47,782
S 28	Kansas City Chiefs . . . . .	L	24- 44 . . . . .	53,911
O 4	at Boston Patriots . . . . .	W	14- 6 . . . . .	38,235
O 11	at Houston Oilers . . . . .	W	24- 20 . . . . .	48,050
O 18	at New York Jets . . . . .	W	29- 22 . . . . .	63,301
O 25	Boston Patriots . . . . .	W	27- 3 . . . . .	60,240
N 1	Miami Dolphins . . . . .	W	35- 0 . . . . .	60,240
N 9	Green Bay Packers at Milwaukee . . . . .	W	13- 10 . . . . .	48,063
N 15	Buffalo Bills . . . . .	T	17- 17 . . . . .	60,240
N 22	at Miami Dolphins . . . . .	L	17- 34 . . . . .	67,699
N 29	Chicago Bears . . . . .	W	21- 20 . . . . .	60,240
D 6	Philadelphia Eagles . . . . .	W	29- 10 . . . . .	60,240
D 13	at Buffalo Bills . . . . .	W	20- 14 . . . . .	34,346
D 19	New York Jets . . . . .	W	35- 20 . . . . .	60,240
				321-234

## AFC DIVISIONAL PLAYOFF GAME

D 26 Cincinnati Bengals . . . . . W 17- 0 . . . . . 51,127

## AFC CHAMPIONSHIP GAME

J 3 Oakland Raiders . . . . . W 27- 17 . . . . . 56,368

## SUPER BOWL V

J 17 Dallas Cowboys at Miami . . . . . W 16- 13 . . . . . 79,204

**1971: Won 10, Lost 4  
Second Eastern Division (Wildcard)**

**Coach: Don McCafferty**

S 19	New York Jets . . . . .	W	22- 0 . . . . .	56,458
S 26	Cleveland Browns . . . . .	L	13- 14 . . . . .	56,837
O 3	at New England Patriots . . . . .	W	23- 3 . . . . .	61,232
O 10	at Buffalo Bills . . . . .	W	43- 0 . . . . .	46,206
O 17	at New York Giants . . . . .	W	31- 7 . . . . .	62,860
O 25	at Minnesota Vikings . . . . .	L	3- 10 . . . . .	49,784
O 31	Pittsburgh Steelers . . . . .	W	34- 21 . . . . .	60,238
N 8	Los Angeles Rams . . . . .	W	24- 17 . . . . .	57,722
N 14	at New York Jets . . . . .	W	14- 13 . . . . .	63,947
N 21	at Miami Dolphins . . . . .	L	14- 17 . . . . .	75,312
N 28	at Oakland Raiders . . . . .	W	37- 14 . . . . .	54,689
D 5	Buffalo Bills . . . . .	W	24- 0 . . . . .	58,476
D 11	Miami Dolphins . . . . .	W	14- 3 . . . . .	60,238
D 19	New England Patriots . . . . .	L	17- 21 . . . . .	57,942
				313-140

## AFC DIVISIONAL PLAYOFF GAME

D 26 at Cleveland Browns . . . . . W 20- 3 . . . . . 74,082

## AFC CHAMPIONSHIP GAME

J 2 at Miami Dolphins . . . . . L 0- 21 . . . . . 78,629

# RESULTS



**1972: Won 5, Lost 9  
Third Eastern Division**

**Coaches: Don McCafferty (5 games)  
John Sandusky (9 games)**

S	17	St. Louis Cardinals	L	3- 10	53,652
S	24	New York Jets	L	34- 44	56,626
O	1	at Buffalo Bills	W	17- 0	46,206
O	8	San Diego Chargers	L	20- 23	55,459
O	15	Dallas Cowboys	L	0- 21	58,992
O	22	at New York Jets	L	20- 24	62,948
O	29	Miami Dolphins	L	0- 23	60,000
N	6	at New England Patriots	W	24- 17	60,999
N	12	at San Francisco 49ers	L	21- 24	61,214
N	19	at Cincinnati Bengals	W	20- 19	49,512
N	26	New England Patriots	W	31- 0	54,907
D	3	Buffalo Bills	W	35- 7	55,390
D	10	at Kansas City Chiefs	L	10- 24	44,175
D	16	at Miami Dolphins	L	0- 16	80,010

235-252

**1973: Won 4, Lost 10  
Fourth Eastern Division**

**Coach: Howard Schnellenberger**

S	16	at Cleveland Browns	L	14- 24	74,303
S	23	New York Jets	L	10- 34	55,942
S	30	New Orleans Saints	W	14- 10	52,293
O	7	at New England Patriots	L	16- 24	57,044
O	14	at Buffalo Bills	L	13- 31	78,875
O	21	at Detroit Lions	W	29- 27	48,058
O	28	Oakland Raiders	L	21- 34	59,008
N	4	Houston Oilers	L	27- 31	52,707
N	11	at Miami Dolphins	L	0- 44	60,332
N	18	at Washington Redskins	L	14- 22	52,675
N	25	Buffalo Bills	L	17- 24	52,250
D	2	at New York Jets	L	17- 20	61,009
D	9	Miami Dolphins	W	16- 3	58,446
D	16	New England Patriots	W	18- 13	52,065

226-341

**1974: Won 2, Lost 12  
Fifth Eastern Division**

**Coach: Howard Schnellenberger (3 games)  
Joe Thomas (11 games)**

S	15	at Pittsburgh Steelers	L	0- 30	48,890
S	22	Green Bay Packers	L	13- 20	41,252
S	29	at Philadelphia Eagles	L	10- 30	64,205
O	6	at New England Patriots	L	3- 42	59,502
O	13	Buffalo Bills	L	14- 27	42,089
O	20	at New York Jets	W	35- 20	51,745
O	27	at Miami Dolphins	L	7- 17	65,868
N	3	Cincinnati Bengals	L	14- 24	40,037
N	10	Denver Broncos	L	6- 17	37,959
N	17	at Atlanta Falcons	W	17- 7	41,278
N	24	New England Patriots	L	17- 27	38,971
D	1	at Buffalo Bills	L	0- 6	75,325
D	8	Miami Dolphins	L	16- 17	43,553
D	15	New York Jets	L	38- 45	38,168

190-329

**1975: Won 10, Lost 4  
First Eastern Division**

**Coach: Ted Marchibroda**

S	21	at Chicago Bears	W	35- 7	51,678
S	28	Oakland Raiders	L	20- 31	41,023
O	5	at Los Angeles Rams	L	13- 24	62,491
O	12	Buffalo Bills	L	31- 38	45,791
O	19	at New England Patriots	L	10- 21	51,417
O	26	at New York Jets	W	45- 28	55,137
N	2	Cleveland Browns	W	21- 7	37,285
N	9	at Buffalo Bills	W	42- 35	77,320
N	16	New York Jets	W	52- 19	54,006
N	23	at Miami Dolphins	W	33- 17	61,986
N	30	Kansas City Chiefs	W	28- 14	44,151
D	7	at New York Giants	W	21- 0	49,863
D	14	Miami Dolphins	W	10- 7 (OT)	60,548
D	21	New England Patriots	W	34- 21	50,801

395-269

**AFC DIVISIONAL PLAYOFF GAME**

D	27	at Pittsburgh Steelers	L	10- 28	59,053
---	----	------------------------	---	--------	--------



# RESULTS

## 1976: Won 11, Lost 3 First Eastern Division

Coach: Ted Marchibroda

S	12	at New England Patriots	W	27-13	43,512
S	19	Cincinnati Bengals	W	28-27	50,621
S	26	at Dallas Cowboys	L	27-30	64,237
O	3	Tampa Bay Buccaneers	W	42-17	43,105
O	10	Miami Dolphins	W	28-14	60,020
O	17	at Buffalo Bills	W	31-13	71,009
O	24	at New York Jets	W	20-0	49,768
N	1	Houston Oilers	W	38-14	60,020
N	7	at San Diego Chargers	W	37-21	42,827
N	14	New England Patriots	L	14-21	60,020
N	22	at Miami Dolphins	W	17-16	62,104
N	28	New York Jets	W	33-16	46,938
D	4	at St. Louis Cardinals	L	17-24	48,282
D	12	Buffalo Bills	W	58-20	53,729

417-246

### AFC DIVISIONAL PLAYOFF GAME

D	19	Pittsburgh Steelers	L	14-40	60,020
---	----	---------------------	---	-------	--------

## 1977: Won 10, Lost 4 First Eastern Division

Coach: Ted Marchibroda

S	18	at Seattle Seahawks	W	29-14	58,991
S	25	at New York Jets	W	20-12	43,439
O	2	Buffalo Bills	W	17-14	49,247
O	9	Miami Dolphins	W	45-28	57,829
O	16	at Kansas City Chiefs	W	17-6	63,076
O	23	at New England Patriots	L	3-17	60,958
O	30	Pittsburgh Steelers	W	31-21	60,763
N	7	Washington Redskins	W	10-3	60,763
N	13	at Buffalo Bills	W	31-13	39,444
N	20	New York Jets	W	33-12	52,014
N	27	at Denver Broncos	L	13-27	74,939
D	5	at Miami Dolphins	L	6-17	68,977
D	11	Detroit Lions	L	10-13	45,124
D	18	New England Patriots	W	30-24	60,763

295-221

### AFC DIVISIONAL PLAYOFF GAME

D	24	Oakland Raiders	L	31-37 (2 OT)	60,763
---	----	-----------------	---	--------------	--------

## 1978: Won 5, Lost 11 Fifth Eastern Division

Coach: Ted Marchibroda

S	4	at Dallas Cowboys	L	0-38	65,053
S	10	Miami Dolphins	L	0-42	47,730
S	18	at New England Patriots	W	34-27	57,284
S	24	at Buffalo Bills	L	17-24	55,270
O	1	Philadelphia Eagles	L	14-17	50,314
O	8	at St. Louis Cardinals	W	30-17	47,479
O	15	New York Jets	L	10-33	48,136
O	22	Denver Broncos	W	7-6	58,857
O	29	at Miami Dolphins	L	8-26	53,524
N	6	Washington Redskins	W	21-17	60,762
N	12	at Seattle Seahawks	W	17-14	61,905
N	19	Cleveland Browns	L	24-45	49,570
N	26	New England Patriots	L	14-35	49,404
D	3	at New York Jets	L	16-24	50,248
D	9	Pittsburgh Steelers	L	13-35	41,597
D	17	Buffalo Bills	L	14-21	40,420

239-421

## 1979: Won 5, Lost 11 Fifth Eastern Division

Coach: Ted Marchibroda

S	2	at Kansas City Chiefs	L	0-14	50,943
S	9	Tampa Bay Buccaneers	L	26-29 OT	39,756
S	16	at Cleveland Browns	L	10-13	73,889
S	23	at Pittsburgh Steelers	L	13-17	49,483
S	30	Buffalo Bills	L	13-31	37,927
O	7	New York Jets	W	10-8	37,789
O	14	Houston Oilers	L	16-28	50,990
O	21	at Buffalo Bills	W	14-13	51,599
O	28	New England Patriots	W	31-26	47,042
N	4	Cincinnati Bengals	W	38-28	41,299
N	11	at Miami Dolphins	L	0-19	58,226
N	18	at New England Patriots	L	21-50	61,297
N	25	Miami Dolphins	L	24-28	45,862
D	2	at New York Jets	L	17-30	60,372
D	9	Kansas City Chiefs	L	7-10	37,226
D	16	at New York Giants	W	31-7	76,671

271-351

# RESULTS



**1980: Won 7, Lost 9**  
**Fourth Eastern Division**

**Coach: Mike McCormack**

S	7	at New York Jets	W	17-14	54,932
S	14	Pittsburgh Steelers	L	17-20	57,340
S	21	at Houston Oilers	L	16-21	50,815
S	28	New York Jets	W	35-21	35,533
O	5	at Miami Dolphins	W	30-17	55,212
O	12	at Buffalo Bills	W	17-12	74,853
O	19	New England Patriots	L	21-37	55,346
O	26	St. Louis Cardinals	L	10-17	36,305
N	2	at Kansas City Chiefs	W	31-24	56,112
N	9	Cleveland Browns	L	27-28	48,304
N	16	at Detroit Lions	W	10-9	80,638
N	23	at New England Patriots	L	21-47	61,297
N	30	Buffalo Bills	W	28-24	39,880
D	7	at Cincinnati Bengals	L	33-34	43,991
D	14	Miami Dolphins	L	14-24	30,564
D	21	Kansas City Chiefs	L	28-38	29,936
				<b>355-387</b>	

**1981: Won 2, Lost 14**  
**Fourth Eastern Division**

**Coach: Mike McCormack**

S	6	at New England Patriots	W	29-28	49,997
S	13	Buffalo Bills	L	3-35	45,772
S	20	at Denver Broncos	L	10-28	74,804
S	27	Miami Dolphins	L	28-31	42,452
O	4	at Buffalo Bills	L	17-23	77,811
O	11	Cincinnati Bengals	L	19-41	35,881
O	18	San Diego Chargers	L	14-43	48,679
O	26	at Cleveland Browns	L	28-42	78,986
N	1	at Miami Dolphins	L	10-27	46,061
N	8	New York Jets	L	14-41	36,373
N	15	at Philadelphia Eagles	L	13-38	72,200
N	22	St. Louis Cardinals	L	24-35	32,782
N	29	at New York Jets	L	0-25	53,593
D	6	Dallas Cowboys	L	13-37	60,586
D	13	at Washington Redskins	L	14-38	55,045
D	20	New England Patriots	W	23-21	34,127
				<b>259-533</b>	

**1982: Won 0, Lost 8, Tied 1**  
**Fourteenth American Conference**

**Coach: Frank Kush**

S	12	New England Patriots	L	13-24	39,055
S	19	at Miami Dolphins	L	20-24	51,999
S	26	New York Jets			Cancelled
O	3	at Detroit Lions			Cancelled
O	10	Buffalo Bills			Cancelled
O	17	at Cleveland Browns			Cancelled
O	24	Miami Dolphins		Postponed to 1/2/83	
O	31	Tampa Bay Buccaneers			Cancelled
N	7	at New England Patriots			Cancelled
N	14	Oakland Raiders			Cancelled
N	21	at New York Jets	L	0-37	46,970
N	28	at Buffalo Bills	L	0-20	33,985
D	5	Cincinnati Bengals	L	17-20	23,598
D	12	at Minnesota Vikings	L	10-13	53,981
D	19	Green Bay Packers	T	20-20	25,920
D	26	at San Diego Chargers	L	26-44	49,711
J ('83)		Miami Dolphins	L	7-34	19,073
				<b>113-236</b>	

**1983: Won 7, Lost 9**  
**Fourth Eastern Division**

**Coach: Frank Kush**

S	4	at New England Patriots	W	29-23 (OT)	45,526
S	11	Denver Broncos	L	10-17	52,613
S	18	at Buffalo Bills	L	23-28	40,937
S	25	Chicago Bears	W	22-19 (OT)	35,708
O	2	at Cincinnati Bengals	W	34-31	48,104
O	9	New England Patriots	W	12-7	37,013
O	16	Buffalo Bills	L	7-30	39,765
O	23	Miami Dolphins	L	7-21	45,768
O	30	at Philadelphia Eagles	W	22-21	59,150
N	6	at New York Jets	W	17-14	53,323
N	13	Pittsburgh Steelers	L	13-24	61,479
N	20	at Miami Dolphins	L	0-37	54,482
N	27	at Cleveland Browns	L	23-41	65,812
D	4	New York Jets	L	6-10	35,462
D	11	at Denver Broncos	L	19-21	74,854
D	18	Houston Oilers	W	20-10	27,934
				<b>264-354</b>	



# RESULTS

**1984: Won 4, Lost 12**

**Fourth Eastern Division**

S	2	New York Jets	L
S	9	at Houston Oilers	W
S	16	St. Louis Cardinals	L
S	23	at Miami Dolphins	L
S	30	Buffalo Bills	W
O	7	Washington Redskins	L
O	14	at Philadelphia Eagles	L
O	21	Pittsburgh Steelers	W
O	28	at Dallas Cowboys	L
N	4	San Diego Chargers	L
N	11	at New York Jets	W
N	18	New England Patriots	L
N	25	at Los Angeles Raiders	L
D	2	at Buffalo Bills	L
D	9	Miami Dolphins	L
D	16	at New England Patriots	L

**Coach: Frank Kush (15 games)**

**Hal Hunter (1 game)**

14-23	60,398
35-21	43,820
33-34	60,274
7-44	55,413
31-17	60,032
7-35	60,012
7-16	50,277
17-16	60,026
3-22	58,724
10-38	60,143
9- 5	51,066
17-50	60,009
7-21	40,289
15-21	20,693
17-35	60,411
10-16	22,383
<b>239-414</b>	

**1985: Won 5, Lost 11**

**Fourth Eastern Division**

S	8	at Pittsburgh Steelers	L
S	15	at Miami Dolphins	L
S	22	Detroit Lions	W
S	29	at New York Jets	L
O	6	Buffalo Bills	W
O	13	Denver Broncos	L
O	20	at Buffalo Bills	L
O	27	Green Bay Packers	W
N	3	New York Jets	L
N	10	at New England Patriots	L
N	17	Miami Dolphins	L
N	24	at Kansas City Chiefs	L
D	1	New England Patriots	L
D	8	at Chicago Bears	L
D	15	at Tampa Bay Buccaneers	W
D	22	Houston Oilers	W

**Coach: Rod Dowhower**

3-45	57,249
13-30	53,693
14- 6	60,042
20-25	61,987
49-17	60,003
10-15	60,128
9-21	28,430
37-10	59,708
17-35	59,683
15-34	54,176
20-34	59,666
7-20	21,762
31-38	56,740
10-17	59,997
31-23	25,577
34-16	55,818
<b>320-386</b>	

**1986: Won 3, Lost 13**

**Fifth Eastern Division**

S	7	at New England Patriots	L
S	14	at Miami Dolphins	L
S	21	Los Angeles Rams	L
S	28	New York Jets	L
O	5	at San Francisco 49ers	L
O	12	New Orleans Saints	L
O	19	at Buffalo Bills	L
O	26	Miami Dolphins	L
N	2	Cleveland Browns	L
N	9	New England Patriots	L
N	16	at New York Jets	L
N	23	at Houston Oilers	L
N	30	San Diego Chargers	L
D	7	at Atlanta Falcons	W
D	14	Buffalo Bills	W
D	21	at Los Angeles Raiders	W

**Coach: Rod Dowhower (13 games)**

**Ron Meyer (3 games)**

3-33	55,208
10-30	51,848
7-24	59,012
7-26	56,075
14-35	57,252
14-17	53,512
13-24	50,050
13-17	58,350
9-24	57,962
21-30	56,890
16-31	65,149
17-31	31,792
3-17	47,950
28-23	30,397
24-14	52,783
30-24	41,349
<b>229-400</b>	

**1987: Won 9, Lost 6**

**First Eastern Division**

S	13	Cincinnati Bengals	L
S	20	Miami Dolphins	L
S	27	at St. Louis Cardinals	L
O	4	at Buffalo Bills	W
O	11	New York Jets	W
O	18	at Pittsburgh Steelers	L
O	25	New England Patriots	W
N	1	at New York Jets	W
N	8	San Diego Chargers	L
N	15	at Miami Dolphins	W
N	22	at New England Patriots	L
N	29	Houston Oilers	W
D	6	at Cleveland Browns	W
D	13	Buffalo Bills	L
D	20	at San Diego Chargers	W
D	27	Tampa Bay Buccaneers	W

**Coach: Ron Meyer**

21-23	59,387
10-23	57,524
	Cancelled
47- 6	9,860
6- 0	34,927
7-21	34,627
30-16	48,850
19-14	60,863
13-16	60,459
40-21	65,433
0-24	59,906
51-27	54,999
9- 7	70,661
3-27	60,253
20- 7	46,211
24- 6	60,468
<b>300-238</b>	



# RESULTS



## AFC DIVISIONAL PLAYOFF GAME

J 9 at Cleveland Browns . . . . . L 21- 38 . . . . . 79,838

### 1988: Won 9, Lost 7

Coach: Ron Meyer

S 4	Houston Oilers	L	14- 17	OT	57,251
S 11	Chicago Bears	L	13- 17		60,503
S 19	at Cleveland Browns	L	17- 23		75,148
S 25	Miami Dolphins	W	15- 13		59,638
O 2	at New England Patriots	L	17- 21		58,050
O 9	at Buffalo Bills	L	23- 34		76,018
O 16	Tampa Bay Buccaneers	W	35- 31		53,135
O 23	at San Diego Chargers	W	16- 0		37,722
O 31	Denver Broncos	W	55- 23		60,544
N 6	New York Jets	W	38- 14		59,233
N 13	at Green Bay Packers	W	20- 13		53,492
N 20	at Minnesota Vikings	L	3- 12		58,342
N 27	New England Patriots	W	24- 21		58,157
D 4	at Miami Dolphins	W	31- 28		45,236
D 10	at New York Jets	L	16- 34		46,284
D 18	Buffalo Bills	W	17- 14		59,908

354-315

### 1989: Won 8, Lost 8

Coach: Ron Meyer

S 10	San Francisco 49ers	L	24- 30		60,111
S 17	at Los Angeles Rams	L	17- 31		63,995
S 24	Atlanta Falcons	W	13- 9		57,816
O 1	at New York Jets	W	17- 10		65,542
O 8	Buffalo Bills	W	37- 14		58,890
O 15	at Denver Broncos	L	3- 14		74,680
O 22	at Cincinnati Bengals	W	23- 12		57,642
O 29	New England Patriots	L	20- 23	OT	59,356
N 5	at Miami Dolphins	L	13- 19		52,680
N 12	at Buffalo Bills	L	7- 30		79,256
N 19	New York Jets	W	27- 10		58,236
N 26	San Diego Chargers	W	10- 6		58,822
D 3	at New England Patriots	L	16- 22		32,234
D 10	Cleveland Browns	W	23- 17	OT	58,550
D 17	Miami Dolphins	W	42- 13		55,665
D 24	at New Orleans Saints	L	6- 41		49,009

298-301

### 1990: Won 7, Lost 9

Coach: Ron Meyer

S 9	at Buffalo Bills	L	10- 26		78,899
S 16	New England Patriots	L	14- 16		49,256
S 23	at Houston Oilers	L	10- 24		50,093
S 30	at Philadelphia Eagles	W	24- 23		62,067
O 7	Kansas City Chiefs	W	23- 19		54,950
O 21	Denver Broncos	L	17- 27		59,850
O 28	Miami Dolphins	L	7- 27		59,213
N 5	New York Giants	L	7- 24		58,688
N 11	at New England Patriots	W	13- 10		28,924
N 18	New York Jets	W	17- 14		47,283
N 25	at Cincinnati Bengals	W	34- 20		60,051
D 2	at Phoenix Cardinals	L	17- 20		31,885
D 9	Buffalo Bills	L	7- 31		53,268
D 16	at New York Jets	W	29- 21		41,423
D 22	Washington Redskins	W	35- 28		58,173
D 30	at Miami Dolphins	L	17- 23		59,547

281-353

### 1991: Won 1, Lost 15

Coach: Ron Meyer (5 games)

Rick Venturi (11 games)

S 1	New England Patriots	L	7- 16		49,961
S 8	at Miami Dolphins	L	6- 17		51,155
S 15	at L.A. Raiders	L	0- 16		40,287
S 22	Detroit Lions	L	24- 33		53,396
S 29	at Seattle Seahawks	L	3- 31		56,656
O 6	Pittsburgh Steelers	L	3- 21		55,383
O 13	at Buffalo Bills	L	6- 42		79,015
O 20	New York Jets	L	6- 17		53,025
N 3	Miami Dolphins	L	6- 10		55,899
N 10	at New York Jets	W	28- 27		44,792
N 17	Chicago Bears	L	17- 31		60,519
N 24	Green Bay Packers at Milwaukee	L	10- 14		42,132
D 1	Cleveland Browns	L	0- 31		57,539
D 8	at New England Patriots	L	17- 23	OT	20,131
D 15	Buffalo Bills	L	7- 35		48,286
D 22	at Tampa Bay Buccaneers	L	3- 17		28,043

143-381

### 1992: Won 9, Lost 7

Coach: Ted Marchibroda

S 6	Cleveland Browns	W	14- 3		50,766
S 13	Houston Oilers	L	10- 20		44,851
S 20	at Buffalo Bills	L	0- 38		77,781
O 4	at Tampa Bay Buccaneers	W	24- 14		56,585
O 11	New York Jets	W	6- 3	OT	48,393
O 18	San Diego Chargers	L	14- 34		48,552



# RESULTS

O 25 at Miami Dolphins . . . . .	W 31- 20 . . . . .	61,117
N 1 at San Diego Chargers . . . . .	L 0- 26 . . . . .	40,324
N 8 Miami Dolphins . . . . .	L 0- 28 . . . . .	59,892
N 15 New England Patriots . . . . .	L 34- 37 OT . . . . .	42,631
N 22 at Pittsburgh Steelers . . . . .	L 14- 30 . . . . .	51,101
N 29 Buffalo Bills . . . . .	W 16- 13 OT . . . . .	50,221
D 6 at New England Patriots . . . . .	W 6- 0 . . . . .	19,429
D 13 at New York Jets . . . . .	W 10- 6 . . . . .	33,684
D 20 Phoenix Cardinals . . . . .	W 16- 13 . . . . .	46,763
D 27 at Cincinnati Bengals . . . . .	W 21- 17 . . . . .	47,837
	216-302	

## ALL-TIME SERIES RECORDS

### Colts (Won-Lost-Tied)

#### ATLANTA (10-0)

1966, 19-7 W  
 1967, 38-31 W\*  
 1967, 49-7 W  
 1968, 28-20 W  
 1968, 44-0 W\*  
 1969, 21-14 W  
 1969, 13-6 W\*  
 1974, 17-7 W  
 1986, 28-23 W  
 1989, 13-9 W\*

#### BUFFALO (20-24-1)

1970, 17-17 T\*  
 1970, 20-14 W  
 1971, 43-0 W  
 1971, 24-0 W\*  
 1972, 17-0 W  
 1972, 35-7 W\*  
 1973, 13-31 L  
 1973, 17-24 L\*  
 1974, 14-27 L\*  
 1974, 0-6 L  
 1975, 31-38 L\*  
 1975, 42-35 W  
 1976, 31-13 W  
 1976, 58-20 W\*  
 1977, 17-14 W\*  
 1977, 31-13 W  
 1978, 17-24 L  
 1978, 14-21 L\*  
 1979, 13-31 L\*  
 1979, 14-13 W  
 1980, 17-12 W  
 1980, 28-24 W\*  
 1981, 3-35 L\*  
 1981, 17-23 L  
 1982, 0-20 L  
 1983, 23-28 L  
 1983, 7-30 L\*  
 1984, 31-17 W\*  
 1984, 15-21 L  
 1985, 49-17 W\*  
 1985, 9-21 L  
 1986, 13-24 L  
 1986, 24-14 W\*  
 1987, 47-6 W  
 1987, 3-27 L\*  
 1988, 23-34 L  
 1988, 17-14 W\*  
 1989, 37-14, W\*  
 1989, 7-30, L  
 1990, 10-26 L  
 1990, 7-31 L\*  
 1991, 6-42 L  
 1991, 7-35 L\*  
 1992, 0-38 L  
 1992, 16-13 W\*<sup>1</sup>

<sup>1</sup> Overtime

#### CHICAGO (21-16)

1953, 13-9 W\*  
 1953, 16-14 W

1954, 9-28 L  
 1954, 13-28 L\*  
 1955, 23-17 W\*  
 1955, 10-38 L  
 1956, 28-21 W\*  
 1956, 27-58 L  
 1957, 21-10 W\*  
 1957, 29-14 W  
 1958, 51-38 W\*  
 1958, 17-0 W  
 1959, 21-26 L\*  
 1959, 21-7 W  
 1960, 42-7 W\*  
 1960, 24-10 W  
 1961, 10-24 L  
 1961, 20-21 L\*  
 1962, 15-35 L  
 1962, 0-57 L\*  
 1963, 3-10 L  
 1963, 7-17 L\*  
 1964, 52-0 W\*  
 1964, 40-24 W  
 1965, 26-21 W  
 1965, 0-13 L\*  
 1966, 17-27 L  
 1966, 21-16 W\*  
 1967, 24-3 W  
 1968, 28-7 W\*  
 1969, 24-21 W  
 1970, 21-20 W\*  
 1975, 35-7 W  
 1983, 22-19 W\*<sup>1</sup>  
 1985, 10-17 L  
 1988, 13-17 L\*  
 1991, 17-31 L\*

<sup>1</sup> Overtime

#### CINCINNATI (8-5)

1970, 17-0 W\*<sup>1</sup>  
 1972, 20-19 W  
 1974, 14-24 L\*  
 1976, 28-27 W\*  
 1979, 38-28 W\*  
 1980, 33-34 L  
 1981, 19-41 L\*  
 1982, 17-20 L\*  
 1983, 34-31 W  
 1987, 21-23 L\*  
 1989, 23-12 W  
 1990, 34-20 W  
 1992, 21-17 W

<sup>1</sup> AFC Divisional Playoff

#### CLEVELAND (8-14)

1956, 21-7 W  
 1959, 31-38 L\*  
 1962, 36-14 W  
 1964, 0-27 L<sup>1</sup>  
 1968, 20-30 L\*  
 1968, 34-0 W<sup>1</sup>  
 1971, 13-14 L\*  
 1971, 20-3 W<sup>2</sup>  
 1973, 14-24 L

(\*Home Games)

1975, 21-7 W\*  
 1978, 24-45 L\*  
 1979, 10-13 L  
 1980, 27-28 L\*  
 1981, 28-42 L  
 1983, 23-41 L  
 1986, 9-24 L\*  
 1987, 9-7 W  
 1987, 21-38 L<sup>2</sup>  
 1988, 17-23 L  
 1989, 23-17 W\*<sup>3</sup>  
 1991, 0-31 L\*  
 1992, 14-3 W\*

<sup>1</sup> NFL Championship

<sup>2</sup> AFC Divisional  
 Playoff

<sup>3</sup> Overtime

#### DALLAS (4-6)

1960, 45-7 W  
 1966, 35-3 W<sup>1</sup>  
 1967, 23-17 W\*  
 1969, 10-27 L  
 1970, 16-13 W<sup>2</sup>  
 1972, 0-21 L\*  
 1976, 27-30 L  
 1978, 0-38 L  
 1981, 13-37 L\*  
 1984, 3-22 L

<sup>1</sup> Playoff Bowl

<sup>2</sup> Super Bowl V

#### DENVER (2-8)

1974, 6-17 L\*  
 1977, 13-27 L  
 1978, 7-6 W\*  
 1981, 10-28 L  
 1983, 10-17 L\*  
 1983, 19-21 L  
 1985, 10-15 L\*  
 1988, 55-23 W\*  
 1989, 3-14 L  
 1990, 17-27 L\*

#### DETROIT (17-17-2)

1953, 17-27 L\*  
 1953, 7-17 L  
 1954, 0-35 L  
 1954, 3-27 L\*  
 1955, 28-13 W\*  
 1955, 14-24 L  
 1956, 14-31 L\*  
 1956, 3-27 L  
 1957, 34-14 W\*  
 1957, 27-31 L  
 1958, 28-15 W\*  
 1958, 40-14 W  
 1959, 21-9 W\*  
 1959, 31-24 W  
 1960, 17-30 L  
 1960, 15-20 L\*  
 1961, 15-16 L\*  
 1961, 17-14 W  
 1962, 20-29 L\*



1962, 14-21 L  
 1963, 25-21 W  
 1963, 24-21 W\*  
 1964, 34-0 W  
 1964, 14-31 L\*  
 1965, 31-7 W\*  
 1965, 24-24 T  
 1966, 45-14 W\*  
 1966, 14-20 L  
 1967, 41-7 W\*  
 1968, 27-10 W  
 1969, 17-17 T\*  
 1973, 29-27 W  
 1977, 10-13 L\*  
 1980, 10-9 W  
 1985, 14-6 W\*  
 1991, 24-33 L\*

**GREEN BAY**  
 (18-19-1)

1953, 14-37 L  
 1953, 24-35 L\*  
 1954, 6-7 L\*  
 1954, 13-24 L  
 1955, 24-20 W  
 1955, 14-10 W\*  
 1956, 33-38 L  
 1956, 28-21 W\*  
 1957, 45-17 W  
 1957, 21-24 L\*  
 1958, 27-17 W  
 1958, 56-0 W\*  
 1959, 38-21 W\*  
 1959, 28-24 W  
 1960, 21-35 L  
 1960, 38-24 W\*  
 1961, 7-45 L  
 1961, 45-21 W\*  
 1962, 6-17 L\*  
 1962, 13-17 L  
 1963, 20-31 L  
 1963, 20-34 L\*  
 1964, 21-20 W  
 1964, 24-21 W\*  
 1965, 17-20 L  
 1965, 27-42 L\*  
 1965, 10-13 L<sup>1</sup>  
 1966, 3-24 L  
 1966, 10-14 L\*  
 1967, 13-10 W\*  
 1968, 16-3 W  
 1969, 14-6 W\*  
 1970, 13-10 W  
 1974, 13-20 L\*  
 1982, 20-20 T\*  
 1985, 37-10 W\*  
 1988, 20-13 W  
 1991, 10-14 L

<sup>1</sup> Conference Playoff

**HOUSTON (6-7)**

1970, 24-20 W  
 1973, 27-31 L\*  
 1976, 38-14 W\*  
 1979, 16-28 L\*  
 1980, 16-21 L  
 1983, 20-10 W\*  
 1984, 35-21 W  
 1985, 34-16 W\*  
 1986, 17-31 L  
 1987, 51-27 W\*  
 1988, 14-17 L\*<sup>1</sup>  
 1990, 10-24 L  
 1992, 10-20 L\*

<sup>1</sup> Overtime

**KANSAS CITY (4-6)**

1970, 24-44 L\*  
 1972, 10-24 L  
 1975, 28-14 W\*  
 1977, 17-6 W

1979, 0-14 L  
 1979, 7-10 L\*  
 1980, 31-24 W  
 1980, 28-38 L\*  
 1985, 7-20 L  
 1990, 23-19 W\*  
**L.A. RAIDERS (3-5)**  
 1970, 27-17 W\*<sup>1</sup>  
 1971, 37-14 W  
 1973, 21-34 L\*  
 1975, 20-31 L\*  
 1977, 31-37 L\*<sup>2</sup>  
 1984, 7-21 L  
 1986, 30-24 W  
 1991, 0-16 L

<sup>1</sup> AFC Championship

<sup>2</sup> AFC Playoffs

**L.A. RAMS (20-16-2)**

1953, 13-21 L\*  
 1953, 2-45 L  
 1954, 0-48 L  
 1954, 22-21 W  
 1955, 17-17 T\*  
 1955, 14-20 L  
 1956, 56-21 W\*  
 1956, 7-31 L  
 1957, 31-14 W\*  
 1957, 21-37 L  
 1958, 34-7 W\*  
 1958, 28-30 L  
 1959, 35-21 W\*  
 1959, 45-26 W  
 1960, 31-17 W\*  
 1960, 3-10 L  
 1961, 27-24 W\*  
 1961, 17-34 L  
 1962, 30-27 W\*  
 1962, 14-2 W  
 1963, 16-17 L  
 1963, 19-16 W\*  
 1964, 35-20 W\*  
 1964, 24-7 W  
 1965, 35-20 W\*  
 1965, 20-17 W  
 1966, 17-3 W  
 1966, 7-23 L\*  
 1967, 24-24 T\*  
 1967, 10-34 L  
 1968, 27-10 W\*  
 1968, 28-24 W  
 1969, 20-27 L\*  
 1969, 13-7 W  
 1971, 24-17 W\*  
 1975, 13-24 L  
 1986, 7-24 L\*  
 1989, 17-31 L

**MIAMI (14-33)**

1970, 35-0 W\*  
 1970, 17-34 L  
 1971, 14-17 L  
 1971, 14-3 W\*  
 1971, 0-21 L<sup>1</sup>  
 1972, 0-23 L\*  
 1972, 0-16 L  
 1973, 0-44 L  
 1973, 16-3 W\*  
 1974, 7-17 L  
 1974, 16-17 L\*  
 1975, 33-17 W  
 1975, 10-7 W\*  
 1976, 28-14 W\*  
 1976, 17-16 W  
 1977, 45-28 W\*  
 1977, 6-17 L  
 1978, 0-42 L\*  
 1978, 8-26 L  
 1979, 0-19 L  
 1979, 24-28 L\*

1980, 30-17 W  
 1980, 14-24 L\*  
 1981, 28-31 L\*  
 1981, 10-27 L  
 1982, 20-24 L  
 1982, 7-34 L\*  
 1983, 7-21 L\*  
 1983, 0-37 L  
 1984, 7-44 L  
 1984, 17-35 L\*  
 1985, 13-30 L  
 1985, 20-34 L\*  
 1986, 10-30 L  
 1986, 13-17 L\*  
 1987, 10-23 L\*  
 1987, 40-21 W  
 1988, 15-13 W\*  
 1988, 31-28 W  
 1989, 13-19 L  
 1989, 42-13 W\*  
 1990, 7-27 L\*  
 1990, 17-23 L  
 1991, 6-17 L  
 1991, 6-10 L\*  
 1992, 31-20 W  
 1992, 0-28 L\*

<sup>1</sup> AFC Championship

**MINNESOTA (12-6-1)**

1961, 34-33 W\*  
 1961, 20-28 L  
 1962, 34-7 W  
 1962, 42-17 W\*  
 1963, 37-34 W  
 1963, 41-10 W\*  
 1964, 24-34 L  
 1964, 17-14 W\*  
 1965, 35-16 W\*  
 1965, 41-21 W  
 1966, 38-23 W  
 1966, 20-17 W\*  
 1967, 20-20 T  
 1968, 21-9 W\*  
 1968, 24-14 W\*<sup>1</sup>  
 1969, 14-52 L  
 1971, 3-10 L  
 1982, 10-13 L  
 1988, 3-12 L

<sup>1</sup> Conference

Championship

**NEW ENGLAND**

**(19-26)**

1970, 14-6 W  
 1970, 27-3 W\*  
 1971, 23-3 W  
 1971, 17-21 L\*  
 1972, 24-17 W  
 1972, 31-0 W\*  
 1973, 16-24 L  
 1973, 18-13 W\*  
 1974, 3-42 L  
 1974, 17-27 L\*  
 1975, 10-21 L  
 1975, 34-21 W\*  
 1976, 27-13 W  
 1976, 14-21 L\*  
 1977, 3-17 L  
 1977, 30-24 W\*  
 1978, 34-27 W  
 1978, 14-35 L\*  
 1979, 31-26 W\*  
 1979, 21-50 L  
 1980, 21-37 L\*  
 1980, 21-47 L  
 1981, 29-28 W  
 1981, 23-21 W  
 1982, 13-24 L\*  
 1983, 29-23 W<sup>1</sup>  
 1983, 12-7 W\*



## RESULTS

1984, 17-50 L\*  
 1984, 10-16 L  
 1985, 15-34 L  
 1985, 31-38 L\*  
 1986, 3-33 L  
 1986, 21-30 L\*  
 1987, 30-16 W\*  
 1987, 0-24 L  
 1988, 17-21 L  
 1988, 24-21 W\*  
 1989, 20-23 L\*<sup>1</sup>  
 1989, 16-22 L  
 1990, 14-16 L\*  
 1990, 13-10 W  
 1991, 7-16 L\*  
 1991, 17-23 L<sup>1</sup>  
 1992, 34-37 L\*<sup>1</sup>  
 1992, 6-0 W

<sup>1</sup> Overtime

### NEW ORLEANS (3-2)

1967, 30-10 W\*  
 1969, 30-10 W  
 1973, 14-10 W\*  
 1986, 14-17 L\*  
 1989, 6-41 L

### N.Y. GIANTS (7-4)

1954, 20-14 W\*  
 1955, 7-17 L  
 1958, 21-24 L  
 1958, 23-17 W<sup>1</sup>  
 1959, 31-16 W\*<sup>1</sup>  
 1963, 28-37 L\*  
 1968, 26-0 W  
 1971, 31-7 W  
 1975, 21-0 W  
 1979, 31-7 W  
 1990, 7-24 L\*

<sup>1</sup> NFL Championship

### N.Y. JETS (26-20)

1968, 7-16 L<sup>1</sup>  
 1970, 29-22 W  
 1970, 35-20 W\*  
 1971, 22-0 W\*  
 1971, 14-13 W  
 1972, 34-44 L\*  
 1972, 20-24 L  
 1973, 10-34 L\*  
 1973, 17-20 L  
 1974, 35-20 W  
 1974, 38-45 L\*  
 1975, 45-28 W  
 1975, 52-19 W\*  
 1976, 20-0 W  
 1976, 33-16 W\*  
 1977, 20-12 W  
 1977, 33-12 W\*  
 1978, 10-33 L\*  
 1978, 16-24 L  
 1979, 10-8 W\*  
 1979, 17-30 L  
 1980, 17-14 W  
 1980, 35-21 W\*  
 1981, 14-41 L\*  
 1981, 0-25 L  
 1982, 0-37 L  
 1983, 17-14 W  
 1983, 6-10 L\*  
 1984, 14-23 L\*  
 1984, 9-5 W  
 1985, 20-25 L  
 1985, 17-35 L\*  
 1986, 7-26 L\*  
 1986, 16-31 L

1987, 6-0 W\*  
 1987, 19-14 W  
 1988, 38-14 W\*  
 1988, 16-34 L  
 1989, 17-10 W  
 1989, 27-10 W\*  
 1990, 17-14 W\*  
 1990, 29-21 W  
 1991, 6-17 L\*  
 1991, 28-27 W  
 1992, 6-3 W\*  
 1992, 10-6 W

<sup>1</sup> Super Bowl III

### PHILADELPHIA (7-5)

1953, 14-45 L  
 1965, 34-24 W\*  
 1966, 20-14 W<sup>1</sup>  
 1967, 38-6 W  
 1969, 24-20 W\*  
 1970, 29-10 W\*  
 1974, 10-30 L  
 1978, 14-17 L\*  
 1981, 13-38 L  
 1983, 22-21 W  
 1984, 7-16 L  
 1990, 24-23 W

<sup>1</sup> Playoff Bowl

### PITTSBURGH (4-12)

1957, 13-19 L\*  
 1968, 41-7 W  
 1971, 34-21 W\*  
 1974, 0-30 L  
 1975, 10-28 L<sup>1</sup>  
 1976, 14-40 L\*<sup>1</sup>  
 1977, 31-21 W\*  
 1978, 13-35 L  
 1979, 13-17 L  
 1980, 17-20 L\*  
 1983, 13-24 L\*  
 1984, 17-16 W\*  
 1985, 3-45 L  
 1987, 7-21 L  
 1991, 3-21 L\*  
 1992, 14-30 L

<sup>1</sup> AFC Divisional Playoff

### PHOENIX (5-6)

1961, 16-0 W\*  
 1964, 47-27 W\*  
 1968, 27-0 W\*  
 1972, 3-10 L\*  
 1976, 17-24 L  
 1978, 30-17 W  
 1980, 10-17 L\*  
 1981, 24-35 L\*  
 1984, 33-34 L\*  
 1990, 17-20 L  
 1992, 16-13 W\*

### SAN DIEGO (5-8)

1970, 16-14 W  
 1972, 20-23 L\*  
 1976, 37-21 W  
 1981, 14-43 L\*  
 1982, 26-44 L  
 1984, 10-38 L\*  
 1986, 3-17 L\*  
 1987, 13-16 L\*  
 1987, 20-7 W  
 1988, 16-0 W  
 1989, 10-6 W\*  
 1992, 14-34 L\*

### SAN FRANCISCO (21-16)

1953, 21-38 L\*  
 1953, 14-45 L  
 1954, 17-13 W\*  
 1954, 7-10 L  
 1955, 26-14 W\*  
 1955, 24-35 L  
 1956, 17-20 L\*  
 1956, 17-30 L  
 1957, 27-21 W\*  
 1957, 13-17 L  
 1958, 35-27 W\*  
 1958, 12-21 L  
 1959, 45-14 W\*  
 1959, 34-14 W  
 1960, 22-30 L\*  
 1960, 10-34 L  
 1961, 20-17 W\*  
 1961, 27-24 W  
 1962, 13-21 L\*  
 1962, 23-3 W  
 1963, 20-14 W  
 1963, 20-3 W\*  
 1964, 37-7 W\*  
 1964, 14-3 W  
 1965, 27-24 W\*  
 1965, 34-28 W  
 1966, 36-14 W\*  
 1966, 30-14 W  
 1967, 41-7 W\*  
 1967, 26-9 W  
 1968, 27-10 W\*  
 1968, 42-14 W  
 1969, 21-24 L\*  
 1969, 17-20 L  
 1972, 21-24 L  
 1986, 14-35 L  
 1989, 24-30 L\*

### SEATTLE (2-1)

1977, 29-14 W  
 1978, 17-14 W  
 1991, 3-31 L

### TAMPA BAY (5-2)

1976, 42-17 W\*  
 1979, 26-29 L\*  
 1985, 31-23 W  
 1987, 24-6 W\*  
 1988, 35-31 W\*  
 1991, 3-17 L  
 1992, 24-14 W

### WASHINGTON

(16-6)

1953, 27-17 W\*  
 1954, 21-24 L  
 1955, 13-14 L\*  
 1956, 19-17 W\*  
 1957, 21-17 W  
 1958, 35-10 W\*  
 1959, 24-27 L  
 1960, 20-0 W\*  
 1961, 27-6 W  
 1962, 34-21 W\*  
 1963, 36-20 W  
 1964, 45-17 W\*  
 1965, 38-7 W  
 1966, 37-10 W\*  
 1967, 17-13 W  
 1969, 41-17 W\*  
 1973, 14-22 L  
 1977, 10-3 W\*  
 1978, 21-17 W\*  
 1981, 14-38 L  
 1984, 7-35 L\*  
 1990, 35-28 W\*

# SCHEDULES



## 1993 PRESEASON SCHEDULE

(All times local except Barcelona, London, Tokyo, and Berlin which are ET)

<b>FRIDAY, JULY 30</b>		Seattle at Minnesota	7:00 p.m.
Buffalo at Detroit	7:30 p.m.	Tampa Bay at Atlanta	7:00 p.m.
		Washington at Miami	8:00 p.m.
<b>SATURDAY, JULY 31</b>		New Orleans vs. Green Bay at Madison, Wis.	12:00 p.m.
Hall of Fame Game at Canton, Ohio			
L.A. Raiders vs. Green Bay	3:00 p.m.		
American Bowl '93 at Tokyo			
New Orleans vs. Philadelphia	10:00 p.m.		
Minnesota at Dallas	8:00 p.m.		
<b>SUNDAY, AUGUST 1</b>			
American Bowl '93 at Barcelona			
Pittsburgh vs. San Francisco	1:00 p.m.		
<b>FIRST WEEKEND</b>			
<b>FRIDAY, AUGUST 6</b>			
Miami at Atlanta	7:00 p.m.		
<b>SATURDAY, AUGUST 7</b>			
<b>INDIANAPOLIS AT SEATTLE</b>	6:00 p.m.		
American Bowl '93 at Berlin			
Buffalo vs. Minnesota	1:00 p.m.		
Denver at Tampa Bay	7:30 p.m.		
Houston vs. New Orleans at San Antonio, Tex.	7:00 p.m.		
Kansas City vs. Green Bay at Milwaukee	7:00 p.m.		
L.A. Raiders at San Francisco	1:00 p.m.		
L.A. Rams at Phoenix	7:30 p.m.		
New England at San Diego	6:00 p.m.		
N.Y. Giants at Cincinnati	7:30 p.m.		
N.Y. Jets at Pittsburgh	7:00 p.m.		
<b>SUNDAY, AUGUST 8</b>			
American Bowl '93 at London			
Dallas vs. Detroit	12:30 p.m.		
Chicago at Philadelphia	8:00 p.m.		
<b>MONDAY, AUGUST 9</b>			
Cleveland at Washington	8:00 p.m.		
<b>SECOND WEEKEND</b>			
<b>THURSDAY, AUGUST 12</b>			
Buffalo at Kansas City	7:00 p.m.		
<b>FRIDAY, AUGUST 13</b>			
New England at Cleveland	7:00 p.m.		
Philadelphia at N.Y. Jets	7:30 p.m.		
<b>SATURDAY, AUGUST 14</b>			
<b>CINCINNATI AT INDIANAPOLIS</b>	7:00 p.m.		
L.A. Raiders at Dallas	7:00 p.m.		
Phoenix at Chicago	7:00 p.m.		
Pittsburgh at N.Y. Giants	8:00 p.m.		
San Diego at L.A. Rams	7:00 p.m.		
		Detroit at Houston	7:00 p.m.
		San Francisco at Denver	6:00 p.m.
		<b>MONDAY, AUGUST 16</b>	
		Detroit at Houston	7:00 p.m.
		San Francisco at Denver	6:00 p.m.
		<b>THIRD WEEKEND</b>	
		<b>FRIDAY, AUGUST 20</b>	
		<b>L.A. RAIDERS AT INDIANAPOLIS</b>	7:00 p.m.
		Cincinnati at Detroit	7:30 p.m.
		Miami at Denver	6:00 p.m.
		<b>SATURDAY, AUGUST 21</b>	
		Atlanta at Philadelphia	7:30 p.m.
		Buffalo vs. Tampa Bay at Orlando, Fla.	7:00 p.m.
		Dallas vs. Houston at San Antonio, Tex.	11:30 a.m.
		Green Bay at New England	7:00 p.m.
		L.A. Rams at Cleveland	7:30 p.m.
		Minnesota at Kansas City	7:00 p.m.
		N.Y. Jets at N.Y. Giants	8:00 p.m.
		Phoenix at San Diego	6:00 p.m.
		San Francisco at Seattle	6:00 p.m.
		<b>SUNDAY, AUGUST 22</b>	
		Washington at Pittsburgh	8:00 p.m.
		<b>MONDAY, AUGUST 23</b>	
		Chicago at New Orleans	7:00 p.m.
		<b>FOURTH WEEKEND</b>	
		<b>THURSDAY, AUGUST 26</b>	
		Pittsburgh at Minnesota	7:00 p.m.
		<b>FRIDAY, AUGUST 27</b>	
		<b>INDIANAPOLIS AT GREEN BAY</b>	7:00 p.m.
		Atlanta at Buffalo	7:30 p.m.
		Cleveland at Tampa Bay	7:30 p.m.
		Dallas at Chicago	7:00 p.m.
		Denver at Phoenix	8:00 p.m.
		Detroit at New Orleans	7:00 p.m.
		Kansas City at New England	7:00 p.m.
		N.Y. Jets at Washington	8:00 p.m.
		Philadelphia at Cincinnati	7:30 p.m.
		<b>SATURDAY, AUGUST 28</b>	
		L.A. Raiders at L.A. Rams	7:00 p.m.
		N.Y. Giants at Miami	8:00 p.m.
		San Diego at San Francisco	6:00 p.m.
		Seattle at Houston	7:00 p.m.

## 1993 NATIONAL FOOTBALL LEAGUE SCHEDULE

(All times local)

<b>SUNDAY, SEPTEMBER 5 (1st WEEKEND)</b>		Denver at N.Y. Jets	1:00
<b>MIAMI AT INDIANAPOLIS</b>	12:00	Kansas City at Tampa Bay	1:00
Atlanta at Detroit	1:00	L.A. Rams vs. Green Bay at Milw.	12:00
Cincinnati at Cleveland	1:00		



# SCHEDULES

Minnesota at L.A. Raiders 1:00  
 New England at Buffalo 1:00  
 N.Y. Giants at Chicago 3:00  
 Phoenix at Philadelphia 1:00  
 San Francisco at Pittsburgh 1:00  
 Seattle at San Diego 1:00  
 Houston at New Orleans 7:00  
**MONDAY, SEPTEMBER 6**  
 Dallas at Washington 9:00

**SUNDAY, SEPTEMBER 12 (2nd WEEKEND)**  
**INDIANAPOLIS AT CINCINNATI** 1:00  
 Buffalo at Dallas 3:00  
 Chicago at Minnesota 12:00  
 Detroit at New England 1:00  
 Kansas City at Houston 12:00  
 New Orleans at Atlanta 1:00  
 N.Y. Jets at Miami 4:00  
 Philadelphia at Green Bay 12:00  
 Phoenix at Washington 1:00  
 Pittsburgh at L.A. Rams 1:00  
 San Diego at Denver 2:00  
 Tampa Bay at N.Y. Giants 1:00  
 L.A. Raiders at Seattle 5:00  
**MONDAY, SEPTEMBER 13**  
 San Francisco at Cleveland 9:00

**SUNDAY, SEPTEMBER 19 (3rd WEEKEND)**  
**OPEN DATE: AFC EAST EXCEPT NEW ENGLAND, NFC CENTRAL EXCEPT DETROIT**  
 Atlanta at San Francisco 1:00  
 Cincinnati at Pittsburgh 1:00  
 Cleveland at L.A. Raiders 1:00  
 Detroit at New Orleans 12:00  
 Houston at San Diego 1:00  
 L.A. Rams at N.Y. Giants 1:00  
 Seattle at New England 1:00  
 Washington at Philadelphia 1:00  
 Dallas at Phoenix 5:00  
**MONDAY, SEPTEMBER 20**  
 Denver at Kansas City 8:00

**SUNDAY, SEPTEMBER 26 (4th WEEKEND)**  
**OPEN DATE: AFC WEST EXCEPT SEATTLE, NFC EAST EXCEPT PHOENIX**  
**CLEVELAND AT INDIANAPOLIS** 12:00  
 Green Bay at Minnesota 12:00  
 L.A. Rams at Houston 12:00  
 Miami at Buffalo 1:00  
 Phoenix at Detroit 1:00  
 San Francisco at New Orleans 3:00  
 Seattle at Cincinnati 4:00  
 Tampa Bay at Chicago 12:00  
 New England at N.Y. Jets 8:00  
**MONDAY, SEPTEMBER 27**  
 Pittsburgh at Atlanta 9:00

**SUNDAY, OCTOBER 3 (5th WEEKEND)**  
**OPEN DATE: AFC CENTRAL, NEW ENGLAND, PHOENIX**  
**INDIANAPOLIS AT DENVER** 2:00  
 Atlanta at Chicago 12:00  
 Detroit at Tampa Bay 1:00  
 Green Bay at Dallas 12:00  
 L.A. Raiders at Kansas City 12:00  
 Minnesota at San Francisco 1:00  
 New Orleans at L.A. Rams 1:00  
 Philadelphia at N.Y. Jets 4:00  
 San Diego at Seattle 1:00  
 N.Y. Giants at Buffalo 8:00  
**MONDAY, OCTOBER 4**  
 Washington at Miami 9:00

**SUNDAY, OCTOBER 10 (6th WEEKEND)**  
**OPEN DATE: NFC WEST, DETROIT, SEATTLE**  
**DALLAS AT INDIANAPOLIS** 12:00  
 Chicago at Philadelphia 1:00  
 Kansas City at Kansas City 12:00  
 Cincinnati at Kansas City 12:00  
 Miami at Cleveland 1:00  
 New England at Phoenix 1:00  
 N.Y. Giants at Washington 1:00  
 N.Y. Jets at L.A. Raiders 1:00  
 San Diego at Pittsburgh 1:00  
 Tampa Bay at Minnesota 12:00  
 Denver at Green Bay 6:30  
**MONDAY, OCTOBER 11**  
 Houston at Buffalo 9:00

**THURSDAY, OCTOBER 14 (7th WEEKEND)**  
**OPEN DATE: AFC EAST EXCEPT NEW ENGLAND, NFC CENTRAL EXCEPT DETROIT**  
 L.A. Rams at Atlanta 7:30  
**SUNDAY, OCTOBER 17**  
 Cleveland at Cincinnati 1:00  
 Houston at New England 1:00  
 Kansas City at San Diego 1:00  
 New Orleans at Pittsburgh 1:00  
 Philadelphia at N.Y. Giants 1:00  
 San Francisco at Dallas 3:00  
 Seattle at Detroit 1:00  
 Washington at Phoenix 1:00  
**MONDAY, OCTOBER 18**  
 L.A. Raiders at Denver 7:00

**SUNDAY, OCTOBER 24 (8th WEEKEND)**  
**OPEN DATE: AFC WEST EXCEPT SEATTLE, NFC EAST EXCEPT PHOENIX**  
**INDIANAPOLIS AT MIAMI** 7:30  
 Atlanta at New Orleans 12:00  
 Buffalo at N.Y. Jets 1:00  
 Cincinnati at Houston 12:00  
 Detroit at L.A. Rams 1:00  
 Green Bay at Tampa Bay 1:00  
 New England at Seattle 1:00  
 Phoenix at San Francisco 1:00  
 Pittsburgh at Cleveland 1:00  
**MONDAY, OCTOBER 25**  
 Minnesota at Chicago 8:00

**SUNDAY, OCTOBER 31 (9th WEEKEND)**  
**OPEN DATE: AFC CENTRAL**  
**NEW ENGLAND AT INDIANAPOLIS** 1:00  
 Chicago at Green Bay 12:00  
 Dallas at Philadelphia 1:00  
 Kansas City at Miami 1:00  
 L.A. Rams at San Francisco 1:00  
 New Orleans at Phoenix 2:00  
 N.Y. Jets at N.Y. Giants 1:00  
 San Diego at L.A. Raiders 1:00  
 Seattle at Denver 2:00  
 Tampa Bay at Atlanta 1:00  
 Detroit at Minnesota 7:00  
**MONDAY, NOVEMBER 1**  
 Washington at Buffalo 9:00

**SUNDAY, NOVEMBER 7 (10th WEEKEND)**  
**OPEN DATE: NFC WEST**  
**INDIANAPOLIS AT WASHINGTON** 8:00  
 Buffalo at New England 1:00  
 Denver at Cleveland 1:00  
 L.A. Raiders at Chicago 3:00  
 Miami at N.Y. Jets 4:00  
 N.Y. Giants at Dallas 12:00  
 Philadelphia at Phoenix 2:00  
 Pittsburgh at Cincinnati 1:00

# SCHEDULES



San Diego at Minnesota 12:00  
 Seattle at Houston 12:00  
 Tampa Bay at Detroit 1:00  
**MONDAY, NOVEMBER 8**  
 Green Bay at Kansas City 8:00

**SUNDAY, NOVEMBER 14 (11th WEEKEND)**  
**OPEN DATE: DETROIT, NEW ENGLAND**

**N.Y. JETS AT INDIANAPOLIS 4:00**  
 Atlanta at L.A. Rams 1:00  
 Cleveland at Seattle 1:00  
 Green Bay at New Orleans 12:00  
 Houston at Cincinnati 1:00  
 Kansas City at L.A. Raiders 1:00  
 Miami at Philadelphia 1:00  
 Minnesota at Denver 2:00  
 Phoenix at Dallas 12:00  
 San Francisco at Tampa Bay 1:00  
 Washington at N.Y. Giants 1:00  
 Chicago at San Diego 5:00  
**MONDAY, NOVEMBER 15**  
 Buffalo at Pittsburgh 9:00

**SUNDAY, NOVEMBER 21 (12th WEEKEND)**  
**OPEN DATE: PHOENIX, SEATTLE**

**INDIANAPOLIS AT BUFFALO 1:00**  
 Chicago at Kansas City 12:00  
 Cincinnati at N.Y. Jets 1:00  
 Dallas at Atlanta 1:00  
 Detroit vs. Green Bay at Milw. 12:00  
 Houston at Cleveland 1:00  
 L.A. Raiders at San Diego 1:00  
 New England at Miami 1:00  
 N.Y. Giants at Philadelphia 4:00  
 Pittsburgh at Denver 2:00  
 Washington at L.A. Rams 1:00  
 Minnesota at Tampa Bay 8:00  
**MONDAY, NOVEMBER 22**  
 New Orleans at San Francisco 6:00

**THURSDAY, NOVEMBER 25 (13th WEEKEND)**

Chicago at Detroit 12:30  
 Miami at Dallas 3:00

**SUNDAY, NOVEMBER 28**  
 Buffalo at Kansas City 3:00  
 Cleveland at Atlanta 1:00  
 Denver at Seattle 1:00  
 L.A. Raiders at Cincinnati 1:00  
 New Orleans at Minnesota 12:00  
 N.Y. Jets at New England 1:00  
 Philadelphia at Washington 1:00  
 Phoenix at N.Y. Giants 4:00  
 San Francisco at L.A. Rams 1:00  
 Tampa Bay at Green Bay 12:00  
 Pittsburgh at Houston 7:00

**MONDAY, NOVEMBER 29**  
**SAN DIEGO AT INDIANAPOLIS 9:00**

**SUNDAY, DECEMBER 5 (14th WEEKEND)**

**INDIANAPOLIS AT N.Y. JETS 1:00**  
 Atlanta at Houston 12:00  
 Denver at San Diego 1:00  
 Green Bay at Chicago 12:00  
 Kansas City at Seattle 1:00  
 L.A. Raiders at Buffalo 1:00  
 L.A. Rams at Phoenix 2:00  
 Minnesota at Detroit 1:00  
 New England at Pittsburgh 1:00  
 New Orleans at Cleveland 1:00  
 N.Y. Giants at Miami 4:00  
 Washington at Tampa Bay 1:00  
 Cincinnati at San Francisco 5:00  
**MONDAY, DECEMBER 6**  
 Philadelphia at Dallas 8:00

**SATURDAY, DECEMBER 11 (15th WEEKEND)**  
 N.Y. Jets at Washington 12:30  
 San Francisco at Atlanta 4:00

**SUNDAY, DECEMBER 12**

**INDIANAPOLIS AT N.Y. GIANTS 1:00**  
 Buffalo at Philadelphia 1:00  
 Chicago at Tampa Bay 1:00  
 Cincinnati at New England 1:00  
 Cleveland at Houston 12:00  
 Dallas at Minnesota 3:00  
 Detroit at Phoenix 2:00  
 Kansas City at Denver 2:00  
 L.A. Rams at New Orleans 12:00  
 Seattle at L.A. Raiders 1:00  
 Green Bay at San Diego 5:00  
**MONDAY, DECEMBER 13**  
 Pittsburgh at Miami 9:00

**SATURDAY, DECEMBER 18 (16th WEEKEND)**

Denver at Chicago 11:30  
 Dallas at N.Y. Jets 4:00

**SUNDAY, DECEMBER 19**

**PHILADELPHIA AT INDIANAPOLIS 8:00**  
 Atlanta at Washington 1:00  
 Buffalo at Miami 1:00  
 Houston at Pittsburgh 1:00  
 L.A. Rams at Cincinnati 1:00  
 Minnesota vs. Green Bay at Milw. 12:00  
 New England at Cleveland 1:00  
 Phoenix at Seattle 1:00  
 San Diego at Kansas City 3:00  
 San Francisco at Detroit 4:00  
 Tampa Bay at L.A. Raiders 1:00  
**MONDAY, DECEMBER 20**  
 N.Y. Giants at New Orleans 8:00

**SATURDAY, DECEMBER 25 (17th WEEKEND)**

Houston at San Francisco 2:30

**SUNDAY, DECEMBER 26**

**INDIANAPOLIS AT NEW ENGLAND 1:00**  
 Atlanta at Cincinnati 1:00  
 Cleveland at L.A. Rams 1:00  
 Detroit at Chicago 12:00  
 L.A. Raiders at Green Bay 12:00  
 New Orleans at Philadelphia 1:00  
 N.Y. Giants at Phoenix 2:00  
 N.Y. Jets at Buffalo 1:00  
 Pittsburgh at Seattle 1:00  
 Tampa Bay at Denver 2:00  
 Washington at Dallas 3:00  
 Kansas City at Minnesota 7:00  
**MONDAY, DECEMBER 27**  
 Miami at San Diego 6:00

**FRIDAY, DECEMBER 31 (18th WEEKEND)**

Minnesota at Washington 3:00

**SUNDAY, JANUARY 2**

**BUFFALO AT INDIANAPOLIS 1:00**  
 Chicago at L.A. Rams 1:00  
 Cincinnati at New Orleans 3:00  
 Cleveland at Pittsburgh 1:00  
 Dallas at N.Y. Giants 1:00  
 Denver at L.A. Raiders 1:00  
 Green Bay at Detroit 1:00  
 Miami at New England 1:00  
 Phoenix at Atlanta 1:00  
 San Diego at Tampa Bay 4:00  
 Seattle at Kansas City 12:00  
 N.Y. Jets at Houston 7:00  
**MONDAY, JANUARY 3**  
 Philadelphia at San Francisco 6:00



## NFL IMPORTANT DATES

### 1993

- July 6 . . . . . Claiming period of 24 hours begins in waiver system. All waiver requests for the rest of the year are no-recall and no-withdrawal.
- July 15 . . . . . Signing period ends at 4 p.m. (ET) for Unrestricted Free Agents to whom June 1 tender was made by Old Club. After this date and through 4 p.m. (ET) on November 9, Old Club has exclusive rights with its unsigned Unrestricted Free Agents.
- August 6 . . . . . If a drafted rookie has not yet signed with his club by this date, he may not be traded to any other club in 1993.
- August 6-9 . . . . . First complete Preseason Weekend.
- August 24 . . . . . Roster cutdown to maximum of 60 players on Active List by 4 p.m. (ET).
- August 30 . . . . . Roster cutdown to maximum of 47 players on Active List by 12 Noon (ET).
- August 31 . . . . . Beginning at 12 Noon (ET), clubs may establish an inactive list of six additional players either by procedural recall or by signing free agents. Clubs may dress 45 players and a Third Quarterback for each regular season and postseason game.
- August 31 . . . . . After 4 p.m. (ET) clubs may establish a Practice Squad of five players by signing free agents who do not have a season of free agency credit.
- September 3 . . . . . All clubs are required to identify their 49-player Active List by 7 p.m. (ET) on this Friday and thereafter on each Friday before a regular-season game (or at 7 p.m. ET two days prior to non-Sunday games). No later than one hour and 15 minutes prior to kickoff, clubs must identify their 45-player Active List and Third Quarterback, if any.
- September 21 . . . . . Priority on multiple waiver claims is now based on 1993 standings.
- October 19 . . . . . All trading ends at 4 p.m. (ET).
- October 20 . . . . . Players with at least four previous pension credited seasons are subject to the waiver system for the remainder of the regular season and postseason.
- November 9 . . . . . Deadline for clubs to sign by 4 p.m. (ET) their Unrestricted Free Agents to whom June 1 tender was made. If still unsigned after this date, such players are prohibited from playing in NFL in 1993.
- November 9 . . . . . Deadline for clubs to sign by 4 p.m. (ET) their Restricted Free Agents to whom June 1 tender was made. If still unsigned after this date, such players are prohibited from playing in the NFL in 1993.
- November 9 . . . . . Deadline for clubs to sign by 4 p.m. (ET) their drafted players. If such players remain unsigned after this date, they are prohibited from playing in the NFL in 1993.



## NFL IMPORTANT DATES



December 4 . . . . Deadline for reinstatement of players in Reserve List categories of Retired and Did Not Report.

December 31 . . . Deadline for waiver requests in 1993, except for "special waiver requests" by teams participating in playoffs.

### 1994

January 31 . . . . Clubs may begin signing free agents for the 1994 season.

February 10-14 . . Combine Timing and Testing, Hoosier Dome, Indianapolis, Ind.

February 16 . . . . Deadline for exercising options for 1994 on all players who have option clauses in their 1993 contracts.

February 16 . . . . Deadline for submission of qualifying offers by clubs to their Restricted Free Agents whose contracts have expired and to whom they desire to retain a Right of First Refusal/Compensation.

February 16 . . . . Deadline for clubs to submit offer of minimum salary to retain exclusive negotiating rights to their players with fewer than three seasons of free agency credit whose contracts have expired.

February 17 . . . . Waiver system begins for 1994.

February 17 . . . . Players released with at least four pension credited seasons are not subject to the waiver system until after the 1994 trading deadline.

February 17 . . . . Trading period begins after expiration of all 1993 contracts.

February 17 . . . . Expiration date of all player contracts due to expire in 1994.

February 17 . . . . Free agency signing period begins.

April 18 . . . . . Deadline for signing of Offer Sheets by Restricted Free Agents.

April 24-25 . . . . Annual Player Selection Meeting, Marriott Marquis, New York, N.Y.

June 1 . . . . . Deadline for Old Club to retain rights to unsigned Restricted Free Agents by extending original Qualifying Offer or offering a new tender (at minimum of 110 percent of prior year's salary), whichever is greater.

June 1 . . . . . Deadline for Old Club to send tender to its unsigned Unrestricted Free Agents to retain rights if player is not signed by another club by July 15.


June 15 . . . . . Deadline for club to withdraw Qualifying Offer to Restricted Free Agent and still retain exclusive negotiating rights by substituting tender of one-year contract at 110 percent of previous year's salary.


July 15 . . . . . Signing period ends at 4 p.m. (ET) for Unrestricted Free Agents to whom June 1 tender was made by Old Club. After this date and through 4 p.m. (ET) on the Tuesday after the 10th regular season weekend, Old Club has exclusive negotiating rights with its unsigned Unrestricted Free Agents.




## NOTES

---





**MARSH**   
SUPERMARKETS  
RIGHT FOR TODAY'S  
LIFESTYLE

THE ORIGINAL  
**POMPEIAN**  
IMPORTED VIRGIN  
**OLIVE OIL**  
NET 16 FL. OZ. (1-PT.) (473 ml)

