



COLTSTRONG



**INDIANAPOLIS COLTS
2014 MEDIA GUIDE**



WE SUPPORT LOCAL BUSINESS. HECK, WE ARE A LOCAL BUSINESS.

At Huntington, we make it a point to work with those who move our community forward. As the #1 SBA lender in our region, we're proud to support local businesses and their efforts to make a difference right here in our neighborhood.



Huntington is the #1 SBA 7(a) lender in the region made up of Indiana, Kentucky, Ohio, Michigan, West Virginia and Western PA. Source: U.S. SBA from October 1, 2008, September 30, 2012. The Huntington National Bank is an Equal Housing Lender and Member FDIC. ® and Huntington® are federally registered service marks of Huntington Bancshares Incorporated. Huntington® Welcome.™ is a service mark of Huntington Bancshares Incorporated. © 2013 Huntington Bancshares Incorporated.



INDIANAPOLIS COLTS 2014 SCHEDULE

PRESEASON



Game 1
Thursday, Aug. 7 at 7:00 PM EDT
at New York Jets



Game 2
Saturday, Aug. 16 at 7:00 PM EDT
New York Giants



Game 3
Saturday, Aug. 23 at 8:00 PM EDT
New Orleans Saints



Game 4
Thursday, Aug. 28 at 7:00 PM EDT
at Cincinnati Bengals



Game 1
Sunday, Sept. 7 at 8:30 PM EDT
at Denver Broncos



Game 2
Monday, Sept. 15 at 8:30 PM EDT
Philadelphia Eagles



Game 3
Sunday, Sept. 21 at 1:00 PM EDT
at Jacksonville Jaguars



Game 4
Sunday, Sept. 28 at 1:00 PM EDT
Tennessee Titans



Game 5
Sunday, Oct. 5 at 1:00 PM EDT
Baltimore Ravens



Game 6
Thursday, Oct. 9 at 8:25 PM EDT
at Houston Texans



Game 7
Sunday, Oct. 19 at 1:00 PM EDT
Cincinnati Bengals



Game 8
Sunday, Oct. 26 at 4:25 PM EDT
at Pittsburgh Steelers



Game 9
Monday, Nov. 3 at 8:30 PM EST
at New York Giants

Bye Week



Game 10
Sunday, Nov. 16 at 8:30 PM EST
New England Patriots



Game 11
Sunday, Nov. 23 at 1:00 PM EST
Jacksonville Jaguars



Game 12
Sunday, Nov. 30 at 1:00 PM EST
Washington Redskins



Game 13
Sunday, Dec. 7 at 1:00 PM EST
at Cleveland Browns



Game 14
Sunday, Dec. 14 at 1:00 PM EST
Houston Texans



Game 15
Sunday, Dec. 21 at 4:25 PM EST
at Dallas Cowboys



Game 16
Sunday, Dec. 28 at 1:00 PM EST
at Tennessee Titans

REGULAR SEASON

INDEX

All-Time Series Records	445-452	Colts In The Community.....	454-462	Preseason Results	441-444
Biographies:		Colts Staff Listing.....	2-3	Records.....	322-452
Administration.....	6-12	Colts Coaching History	18-19	Individual	322-343
Irsay, Jim	6-7	History Of The Colts	266-319	Team	344-355
Irsay-Gordon, Carrie.....	8	Hall Of Fame Colts	271-273	Playoffs	356-367
Foyt, Casey	8	Indianapolis Colts		Top Performers	368-372
Irsay, Kalen	8	Ring of Honor.....	274-276	Year-By-Year Leaders	373-377
Grigson, Ryan	9-11	Postseason Games.....	277-283	Year-By-Year Rankings	378-379
Ward, Pete.....	12	All-Time Honors	284-293	Year-By-Year Statistics.....	380-440
Emerson, Dan	12	Alumni.....	293-304	Rosters.....	238-239
Luther, Dan	12	Draft History.....	305-314	Season In Review.....	242-264
Coaching Staff	14-44	Free Agency History.....	315-316	Team Statistics.....	242-243, 255-256
Football Operations	46-56	Attendance	317-318	Game Summaries	244-252
Business Operations.....	58-64	Overtime History	318-319	Player Participation.....	253
Veteran Players.....	66-216	NFL Preseason Schedule.....	463	Starting Lineups.....	254
Rookies	217-237	NFL Regular Season Schedule.....	464-467	Individual Statistics.....	257-264

The Colts logo and the name Indianapolis Colts are trademarks of the Indianapolis Colts, Inc.

INDIANAPOLIS COLTS • P.O. Box 535000 • Indianapolis, IN 46253

(317) 297-2658 – Switchboard • (317) 297-7000 – Ticket Office • (317) 297-8971 – Fax • (317) 388-0982 – PR Fax

www.colts.com • media.colts.com

The 2014 media guide was compiled by Avis Roper, Matt Conti, Brett Maikowski, Pam Humphrey, Craig Kelley and Bob Lamey. The layout and cover design was handled by Birddog Design and Sherard Allen. The media guide is meant to serve as an information source for the media and NFL fans. Information contained herein was compiled by current and previous Colts public relations staffs. Editorial assistance was provided by Terry Musolf, John (Utah) Turney, Joe Cronin, Joe Horrigan and the Elias Sports Bureau. Printing by Harding Poorman Group. Photographs by Matt Bowen, Don Larson, A.J. Macht, the Pro Football Hall of Fame, Walt Thomas and through the club's archives.



INDIANAPOLIS COLTS STAFF

ADMINISTRATION

James Irsay, Owner and CEO
Carlie Irsay-Gordon, Vice Chair/Owner
Casey Foyt, Vice Chair/Owner
Kalen Irsay, Vice Chair/Owner
Ryan Grigson, General Manager
Pete Ward, Chief Operating Officer
Dan Emerson, Vice President and General Counsel
Dan Luther, Special Counsel

COACHING STAFF

Chuck Pagano, Head Coach
Greg Manusky, Defensive Coordinator
Pep Hamilton, Offensive Coordinator
Tom McMahon, Special Teams Coordinator
Roy Anderson, Safeties Coach
Tim Berbenich, Offensive Assistant
Brant Boyer, Assistant Special Teams Coach
Clyde Christensen, Quarterbacks Coach
Rob Chudzinski, Special Assistant to the Head Coach
Gary Emanuel, Defensive Line Coach
Jeff FitzGerald, Linebackers Coach
Joe Gilbert, Offensive Line Coach
Mike Gillhamer, Secondary Coach
Frank Giufre, Offensive Quality Control Coach
Richard Howell, Assistant Strength and Conditioning
Hal Hunter, Assistant Offensive Line Coach
Roger Marandino, Strength and Conditioning Coach
Alfredo Roberts, Tight Ends Coach
David Walker, Running Backs Coach
Brad White, Assistant Linebackers Coach
Charlie Williams, Wide Receivers Coach
Shawn Terlecky, Assistant to the Head Coach

FOOTBALL OPERATIONS

Jimmy Raye III, Vice President of Football Operations
Mike Bluem, Director of Football Administration
T.J. McCreight, Director of College Scouting
Kevin Rogers, Director of Pro Personnel
Andrew Berry, Pro Scouting Coordinator
Jon Shaw, Pro Scout/Special Projects
Todd Vasvari, Assistant Director of College Scouting
Matt Terpening, National Scout
Dave Razzano, Senior Scout
Mike Dericé, Area Scout
Byron Lusby, Area Scout
Jamie Moore, Area Scout
Ahmad Russell, Area Scout
Dan Pitcher, Pro Scout
Anthony Foyt, IV, Scouting Assistant
Mickey Berce, Scouting Assistant
Jeff Brown, Manager of Operations
David Thornton, Director of Player Engagement
Debbie Finn, Assistant to the Director of Player
Personnel & Vice President and
General Counsel
Chris McGaha, Personnel Assistant
Lisa Andrzejewski, Assistant to the General Manager

EQUIPMENT

Jon Scott, Vice President of Equipment Operations
Sean Sullivan, Equipment Manager
Mike Mays, Assistant Equipment Manager
Brian Seabrooks, Assistant Equipment Manager

VIDEO

Erik Kunttu, Video Director
John Starliper, Assistant Video Director
Brandon Proffitt, Assistant to the Video Director

MEDICAL STAFF

Dave Hammer, Head Athletic Trainer
Erin Barill, Director of Rehabilitation
Dave Walston, Assistant Athletic Trainer
Kyle Davis, Assistant Athletic Trainer
Kellen Norris, Assistant Athletic Trainer
Arthur C. Rettig, MD, Orthopedic Surgeon
Gary Misamore, MD, Orthopedic Surgeon
Tom Klootwyk, MD, Orthopedic Surgeon
Dave Porter, MD, Orthopedic Surgeon
Terry Horner, MD, Neurosurgeon
Hank Feuer, MD, Neurosurgeon
Doug Robertson, MD, Physician
Thurman Alvey, DO, Physician
Marcus McCray, Team Chiropractor

FINANCE

Kurt Humphrey, Vice President of Finance
Stacy Johns, Controller
Mary Clugston, Accounting/Insurance Assistant
Tina McKnight, Accounting/Payroll Assistant
Lindsey Hammond, Staff Accountant

PUBLIC RELATIONS

Avis Roper, Senior Director of Communications
Matt Conti, Assistant Director of Communications
Brett Maikowski, Communications Assistant
Pamela Humphrey, Public Relations Coordinator
Bob Lamey, Voice of the Colts

TICKET OPERATIONS AND GUEST SERVICES

Larry Hall, Vice President of Ticket Operations/
Guest Services
Bob Parenteau, Director of Ticket Operations
Jamil Stafford, Asst. Director of Ticket Operations
Megan Oldham, Customer Relationship Representative
Taylor Pulliam, Customer Relationship Representative
Megan Swain, Customer Relationship Representative

INFORMATION SYSTEMS

Ryan Fannin, Director of Football Information Systems
Joe McCurdy, Network Administrator
John Speer, Systems Analyst



CORPORATE SALES

Jay Souers, Senior Vice President of Sponsorship Sales
 Matt Godbout, Vice President of Sponsorship Sales
 Brad Beery, Sponsorship Sales Account Manager
 Brian Healey, Sponsorship Sales Account Manager
 Ryan Lobsiger, Sponsorship Sales Account Manager
 Rob Louthain, Sponsorship Sales Account Manager
 Jim Matis, Sponsorship Sales Account Manager
 Pat Smith, Sponsorship Sales Account Manager
 Lindsay Catavolos, Account Coordinator
 Janelle Christie, Account Coordinator
 Laura Porter, Account Coordinator
 Jett Branham, Sales and Marketing Coordinator
 Susie Peters, Asst. to the Sr. Vice President of Sponsorship Sales

MARKETING/COMMUNITY RELATIONS

Stephanie Pemberton, Senior Director of Marketing
 Joe Fonderoli, Director of Special Events
 Stephanie Cassel, Community Relations Manager
 Ashley Powell, Marketing Coordinator
 Chelsea Durham, Marketing Assistant
 Chris Buckley, Video Engineer
 Joe Stoll, Director of Production
 Andy Stayer, Production Manager
 Mike Stevens, Video Production/Editor
 Matt Taylor, Manager of Radio Production
 Kelly Tilley, Cheerleader Manager
 Anna King, Youth Cheer Coordinator
 Trey Mock, Mascot Program Coordinator
 Julia Pohlman, Mascot Program Assistant
 Mike Prior, Youth Football Commissioner
 Phil Andrews, Youth Football Assistant
 Derek Wolfe, Video/Broadcast Graphic Designer
 Joyce Bell, Community Relations/Donations Asst.
 Amy Waymire, Community Relations Assistant
 Josh Bleill, Community Spokesperson

COLTS.COM

Dan Plumlee, Director of Digital Media
 Craig Kelley, Director of Media Content
 Daron Williams, Digital Communications Manager
 Sherard Allen, Multi Media Graphic Designer
 Maureen Williams, Community Manager
 Casey Bolsega, Social Media Coordinator
 Matt Bowen, Team Photographer
 Kevin Bowen, Colts.com Writer

PREMIUM SEATING AND TICKET SALES


Greg Hylton, Vice President of Premium Seating and Ticket Sales
 Kip Brownfield, Senior Director of Ticket Sales
 Kevin Kirkhoff, Ticket Sales Account Manager
 Amy Davis, Premium Seating Services Manager

FRONT OFFICE STAFF

Cathy Catellier, Executive Assistant to the Owner
 Sue Kelly, Receptionist
 Traci Morgan, Asst. to the Chief Operating Officer
 David Liptak, Executive Assistant
 Mark Feeser, Executive Assistant
 Heidi Klene, Travel Consultant
 Doug Melton, Office Assistant
 Abby Williams, Administrative Assistant

FACILITIES

Dave Atkins, Director of Physical Plant
 Scott Davis, Pavilion Manager
 Troy Glendenning, Facilities Manager/Field Supervisor
 Joe Atkins, Building/Grounds Assistant
 Eric Boling, Building/Grounds Assistant
 Danny Thompson, Building/Grounds Assistant
 Darrell Chandler, Grounds and Maintenance
 Chris Anderson, HVAC Specialist



LUCAS OIL STADIUM FACTS

Capacity 63,000
 Square feet..... 1.8 million
 Levels 7
 Number of suites 142
 Number of concession stands..... 148
 Number of escalators/elevators.. 14/11
 Kind of retractable roof..... SuperFrame Structural System
 Square feet opening area
 on retractable roof 176,400
 Approximate time for the roof
 to open and close 9-11 minutes
 Pieces of exterior glass..... 9,100
 Tons of steel 16,000
 Size of north windows six panels,
 88' tall and 244' wide

COLTS ALL-TIME ROOF/WINDOW RECORD

Roof & Window Open

10 games
 5-5 record

Roof Open & Window Closed

5 games
 5-0 record

Roof Closed & Window Open

2 games
 0-2 record

Roof & Window Closed

31 games
 24-7



WR | REGGIE WAYNE



ADMINISTRATION



JIM IRSAY

Owner & Chief Executive Officer

Years In NFL: 43 years
College: Southern Methodist University

Owner & CEO Jim Irsay enters his 43rd season with the Colts with an unwavering pursuit of bringing the storied franchise a fifth world championship. Having grown up within the organization, Irsay remains heavily invested in maintaining a winning tradition for Colts fans and the City of Indianapolis.

The Colts have witnessed unprecedented success since Irsay became the team's owner in 1997. Indianapolis has compiled 13 winning seasons, nine division championships, two Super Bowl appearances and the team's fourth world championship with a victory in Super Bowl XLI. The team's 162-78 regular season record dating back to 1999 ranks second in the NFL. From 2000-09, the Colts produced 115 regular seasons wins, the most in a decade for any NFL club. Indianapolis also set an NFL record with 23-consecutive wins from 2008-09.

Irsay grew up with the Colts. His father, Robert, acquired the team when Jim was 13 years old. There's sincere sentiment when Irsay talks about those years of living with the team during summer camp, watching every game and riding the team bus. After he graduated from SMU with a degree in broadcast journalism, he joined the franchise and worked in virtually every area, from ticket sales to public relations to football operations. When the Colts arrived in Indianapolis in 1984, Irsay was named general manager, the youngest to ever hold that job at age 24.

As other NFL teams have learned, it's not easy to sustain a winning franchise. Despite the fact that the Colts made it to a Super Bowl during the 2009 season, the team suffered a tumultuous campaign two years later in which Indianapolis posted a 2-14 record. Irsay made two crucial hires to regain the organization's prominence. General Manager Ryan Grigson and Head Coach Chuck Pagano were both inked in January of 2012 and brought a wealth of experience and knowledge that has led to back-to-back 11-5 seasons and playoff appearances from 2012-13. Last season, the Colts earned their first division title since 2010 with a perfect 6-0 mark against AFC South foes. The team also registered the second-largest comeback in NFL postseason history after erasing a 28-point second half deficit en route to a 45-44 victory against the Kansas City Chiefs in an AFC Wild Card Playoff meeting.

As the Colts approached the 2012 campaign, Grigson and Pagano built a team led by the No. 1 overall draft pick, Stanford quarterback Andrew Luck. With new talent from the draft and free agency combined with record-setting veterans, the Colts were ready to show fans a new level of play and energy.

What no one expected was the news that broke just three games into the regular season. Coach Pagano had been diagnosed with leukemia and



Owner & CEO Jim Irsay (left) with Head Coach Chuck Pagano (middle) and General Manager Ryan Grigson (right).



was undergoing treatment at the IU Simon Cancer Center. The team, community and country rallied behind Coach Pagano and his eventual return to the field in the regular season finale. The Colts used Coach Pagano as motivation and extended the season for his return by reaching the AFC Playoffs. The nine-win improvement from the 2011 season is tied for the third-largest in NFL history.

During the 2014 off-season, the Colts took a dedicated approach to signing a majority of its own free agents while adding the likes of proven veterans ILB-D'Qwell Jackson (Cleveland), DE-Arthur Jones (Baltimore) and WR-Hakeem Nicks (New York Giants). In addition to a five-player draft class that bolstered both the offensive and defensive sides of the ball, Indianapolis is primed for another successful campaign.

This year also marks the team's seventh season at Lucas Oil Stadium, one of America's finest sports venues. All eyes were focused on the City of Indianapolis and the stadium when Super Bowl XLVI came to town. Largely regarded as one of the most successful Super Bowls ever, the event generated hundreds of millions of dollars in economic impact, not to mention the worldwide exposure for the city and state.

A hallmark of Jim Irsay's tenure of stewardship was the 2006 season, when the Indianapolis Colts won Super Bowl XLI with a 29-17 victory over Chicago. Following its triumphant title return, the team was welcomed by a raucous crowd lining downtown streets and filling the RCA Dome. Irsay responded by sending the Lombardi Trophy on a tour throughout Indiana. The 50-stop, 3,130-mile tour gave fans an opportunity to see, touch and have pictures taken with the trophy. That fall, he created a once-in-a-lifetime opportunity for fans to compete for one-of-five authentic Super Bowl rings. The effort raised more than \$225,000 for charity and entertained thousands who witnessed the 10 finalists take their chance to pick one-of-five treasure chests that contained a ring inscribed with, "Colts Fan."

An actively participating owner, Irsay chairs the League's Legislative Committee and serves on both the Finance Committee and the Super Bowl Advisory Committee. He also has served on the Executive Committee of the Management Council and the Pro-College Relations Committee. Additionally, Irsay was a member of the Realignment Working Group and the Working Club Executive Committee that authored the NFL's Collective Bargaining Agreement in 1993.

Irsay oversees the team's extensive contributions program. In their home city and state, the Irsay family are active in supporting programs that address health and wellness, community development, cancer research and the arts.

Although football has been the focus of Irsay's professional life, he is a music aficionado who collects rare guitars (including Jerry Garcia's Tiger, the Fender Stratocaster that Bob Dylan played at the 1965 Newport Folk Festival and one of George Harrison's guitars) and an Americana fan who collects rare historical documents, including Jack Kerouac's original manuscript of *On the Road*.

Irsay has three daughters, Carlie Irsay-Gordon, Casey Foyt and Kalen Irsay, as well as five grandchildren. All three daughters represent the next generation of ownership for the Indianapolis Colts as each was promoted to the position of vice chair/owner in March of 2012.



Owner & CEO Jim Irsay hoists the Lombardi Trophy following the Colts Super Bowl XLI victory over the Chicago Bears.

In reflecting on the organization, Jim Irsay says, "I could not be prouder of our franchise. Both the football side and the front office have never worked better together. Our fans, far and near, will witness and enjoy many years of success on and off the field. We have the best fans in the NFL and our goal is to continue our position as one of the most consistently 'best' teams in the league."

**CARLIE IRSAY-GORDON****Vice Chair/Owner**

Carlie Irsay-Gordon is in her third season as vice chair/owner. She joined the Colts as vice president in July of 2008 and, along with sisters Casey and Kalen, represents the next generation of ownership for the club. Raised in and around the Colts organization, Carlie interned with the Colts in the football and marketing departments while pursuing her undergraduate degree. She also has represented the team at NFL Owners Meetings since 2004. Carlie graduated with a bachelor's degree in religious studies with a minor in geoscience from Skidmore College in 2005. She resides in Indianapolis with her husband, Zach Gordon, and three children.

**CASEY FOYT****Vice Chair/Owner**

Entering her third season as vice chair/owner, Casey Foyt represents the next generation of ownership for the Indianapolis Colts along with her sisters Carlie and Kalen. She graduated from Indiana University with a degree in sports marketing. Following graduation, Casey worked for the NFL in London, England, planning the first regular season NFL game played outside North America, as well as special events associated with the game. The game was played in October of 2007 and featured the Giants and the Dolphins playing in Wembley Stadium. She joined the Colts in May of 2007 and focuses her energy on marketing and community relations.

Casey helped revitalize the Colts Women's Organization and planned the group's first major fundraiser in 2007. She has been attending NFL Owners Meetings as she becomes more knowledgeable in all aspects of the league and the Colts franchise. Outside of football, Casey is president of Huddles Frozen Yogurt, Inc. Casey and her husband, Anthony J. Foyt, IV, reside in Indianapolis with their sons, Anthony Joseph Foyt, V and Locky James.

**KALEN IRSAY****Vice Chair/Owner**

Kalen Irsay is entering her third season as vice chair/owner. She joined the team in June of 2010 as vice president and, along with sisters Carlie and Casey, represents the next generation of Colts ownership. Like her sisters, Kalen grew up with the Colts organization as a significant part of her life since birth. She graduated with honors in 2010 from Indiana University's School of Health, Physical Education and Recreation with a bachelor's degree in sports management and marketing, making the dean's list three semesters. On a daily basis, Kalen is involved in corporate sales and community outreach programs, and currently serves on the board of the

United Way of Central Indiana. She is president of the Indianapolis Colts Women's Organization and has also represented the team at NFL Owners Meetings. Kalen was born and resides in Indianapolis.



RYAN GRIGSON

General Manager

Joined Colts: 2012
Years In NFL: 16 years
College: Purdue
Hometown: Highland, IN

Since arriving in Indianapolis, General Manager Ryan Grigson has been relentless in his pursuit of building a championship team. In his first two seasons with the franchise, he has constructed a roster that has posted back-to-back 11-5 regular season records and playoff appearances. In 2012, Grigson overturned 70 percent of the roster as the Colts produced a nine-win turnaround, tied for the third-largest in league history. For his efforts that season, he earned Executive of the Year honors from PFW/PFWA and *The Sporting News*.

Grigson has directed a “no stone left unturned” approach while building the Colts. Since taking the reins in January of 2012 as general manager, he has executed 16 trades, signed 17 unrestricted free agents from other teams and selected 22 players in the NFL Draft. In his first season, Grigson completed more than 250 transactions to fortify the roster, and to date has made more than 500 transactions, making him one of the most active general managers in the league. Known for finding talent outside of traditional measures, Grigson has signed numerous players that have contributed on Sundays from the Canadian Football League, Arena Football League, Indoor Football League and United Football League. Most notably, inside linebacker Jerrell Freeman, who spent three seasons with the Saskatchewan Roughriders in the CFL, has emerged as a two-year starter at the position. Grigson’s search has also yielded talent from different continents. In August of 2013, he signed Kenyan-born rugby player Daniel Adongo who saw action on special teams last season. Adongo is the first player born in the country of Kenya to compete in an NFL game.

Grigson, working in conjunction with Colts Owner & CEO Jim Irsay and Head Coach Chuck Pagano, has placed Indianapolis atop the league in trade activity over the last two seasons. Of the 16 trades conducted, nine of the 15 players acquired have started games for the team. None garnered more attention than the 2012 deal for CB-Vontae Davis and the 2013 trade for RB-Trent Richardson. In his two-year tenure with the Colts, Davis has started all 26 games he has competed in while totaling 101 tackles, 20 passes defended, four interceptions and 1.0 sack. In 14 games with the Colts last season, Richardson registered 879 all-purpose yards while showing his versatility as a key receiver and blocker on third downs.



Grigson has also found a balance of free agent and draft acquisitions. Twelve unrestricted free agent signings over his tenure have started games while six draft picks have become starters, including five from the 2012 class (QB-Andrew Luck, TE-Coby Fleener, TE-Dwayne Allen, WR-T.Y. Hilton and RB-Vick Ballard). The 2012 rookie contingent gained more scrimmage yards (3,108) than any other rookie class since the 1970 NFL merger. In 2013, Grigson selected OLB-Bjoern Werner with the 24th overall pick in the first round. Werner went on to compete in 13 games. With his third round selection that year, he chose G-Hugh Thornton who made 12 starts and blocked for Luck to throw for 3,822 yards and 23 touchdowns.

This off-season, Grigson reloaded the roster with a strong crop of free agents and draft picks. After re-signing proven Colts in RB-Ahmad Bradshaw, S-Sergio Brown, CB-Vontae Davis, P-Pat McAfee, and K-Adam Vinatieri, the third-year general manager also made a splash by signing ILB-D’Qwell Jackson (Cleveland), DT-Arthur Jones (Baltimore) and WR-Hakeem Nicks (New York Giants). Grigson bolstered the team with a five-player draft

ADMINISTRATION

COACHING
STAFFFOOTBALL
OPERATIONSBUSINESS
OPERATIONS

PLAYERS

2013 SEASON
IN REVIEWCOLTS
HISTORY

RECORDS

COLTS IN THE
COMMUNITY



class that consisted of T/G-Jack Mewhort (Second Round, 59th overall), WR-Donte Moncrief (Third Round, 90th overall), DE-Jonathan Newsome (Fifth Round, 166th overall), ILB-Andrew Jackson (Sixth Round, 203rd overall) and T-Ulrick John (Seventh Round, 232nd overall). All five draft picks combined to start in 157 collegiate contests while participating in eight bowl games.

The team's astonishing turnaround and continued success has not come without its fair share of adversity. In his first year at the helm, Grigson was faced with the hurdle of leading an organization through the uncharted waters of being without their head coach, Chuck Pagano, for 12 weeks during the regular season as he battled leukemia. Rallying around their ailing coach, and under Interim Head Coach Bruce Arians, the Colts won nine of their last 11 games to finish second in the AFC South and earn the AFC's fifth playoff seed. Indianapolis was just the third NFL team to make the playoffs one year after going 2-14 or worse and became the fourth team to win at least 10 games after a season of two-or-fewer victories. In addition to dealing with the loss of their head coach throughout much of the 2012 regular season, over the last two years, the Colts have placed 30 players on Injured Reserve, including seven starters. In 2013 alone, Grigson countered injuries by fielding a league-leading 73 different players who took at least one snap with the team. Along with 68 different players who took snaps in 2012, the Colts rank second in the NFL (Jacksonville, 143) from 2012-13 with 141 different players who took snaps with the team.

After the franchise endured a 2-14 season prior to Grigson's hiring, Indianapolis has rebounded to produce a 22-10 regular season mark (2012-13), which ranks fifth-best in the NFL during that span. The Colts own a



14-2 record in contests decided by one possession or less and have not lost consecutive games since the new regime started in 2012. Their grit and ability to pull together to overcome any obstacle was never more apparent than their historic 45-44 AFC Wild Card win over the Kansas City Chiefs. After being down 28 points in the third quarter, the Colts rallied to post the second largest comeback in NFL playoff history.

The 2014 season begins Grigson's 16th year in an NFL front office. He joined the Colts after completing two seasons as director of player personnel for the Philadelphia Eagles. Grigson was promoted to the role in 2010 after serving the four previous seasons as the team's director of college scouting. His first position with the Eagles came as a western regional scout from 2004-05. Philadelphia earned a 75-52-1 regular season record during Grigson's tenure, making the playoffs five times in eight seasons. Four times the Eagles won 10-or-more games, while winning three NFC East titles, making two conference championship game appearances and reaching Super Bowl XXXIX.

Grigson began his NFL front office career in 1999 as a national scout with St. Louis. The Rams won Super Bowl XXXIV in his first season and then appeared in Super Bowl XXXVI two years later. St. Louis compiled a 56-24 regular season record during Grigson's stint with the team, making the playoffs four times in five seasons. Four times the Rams won 10-or-more games, while winning three NFC West titles and capturing two conference championship games.

In addition to his extensive NFL front office career, Grigson has a diverse background with experience in the Canadian Football League and the Arena Football League that has helped foster his innovative approach to talent acquisition. Grigson served as a pro scout with the Saskatchewan Roughriders of the CFL in 1998, supplementing that time as an assistant coach at McPherson College. In 1999, he joined the Buffalo Destroyers of the AFL as a player personnel coordinator/assistant coach.

Grigson was drafted by the Cincinnati Bengals as an offensive tackle in the sixth round (175th overall) of the 1995 NFL Draft. He was released by the Bengals in training camp and was claimed off waivers by the Detroit Lions where he spent the majority of the season on the active roster before being placed on Injured Reserve. After a brief stint in the CFL, Grigson retired due to back injuries.

ADMINISTRATION

COACHING STAFF

FOOTBALL OPERATIONS

BUSINESS OPERATIONS

PLAYERS

2013 SEASON IN REVIEW

COLTS HISTORY

RECORDS

COLTS IN THE COMMUNITY



An Indiana native, Grigson played at Highland High School, earning all-state and all-conference honors as a senior offensive lineman. He then attended Purdue from 1990-94. Grigson competed as a tight end during his freshman season before moving to tackle as a sophomore, where he remained for the duration of his career. He started five games his sophomore season before a life threatening injury against Minnesota ended his year. A blow to his abdomen resulted in pancreatitis, kidney failure and pneumonia. Following a five-week hospital stay, Grigson returned to start 10-of-11 appearances as a junior. As a senior, he was elected a team captain and started all 11 games.

The 2014 campaign will mark Grigson's first year on the National Football Scouting Board of Directors, the entity that directly oversees the NFL Scouting Combine each season in Indianapolis. He will serve his second season on the College Relations Advisory Committee, which governs the management of the NFL's relationship to the NCAA and its member institutions. Grigson will also spend his second season on the Bill Walsh Minority Coaching Fellowship Advisory Council whose objective is to use NFL training camps, offseason workout programs and mini-camps to give talented minority coaches the opportunity to observe, participate and gain experience toward the objective of obtaining a full-time NFL coaching position. His list of

affiliations also includes his selection to the NFL General Manager Advisory Committee in 2013. The group serves as an extension to the NFL Competition Committee and provides feedback to the NFL's football operations department. Along with Grigson's Executive of the Year accolades following the 2012 campaign, he was also honored with the Drew Brees Mental Toughness Award by the National Football Foundation in June of 2013.

Grigson and his wife, Cynthia, reside in Indianapolis with their five children, Sophia (11), Noah (10), Luke (8), Levi (7) and Ava (5).

CAREER EXPERIENCE:

1998	Saskatchewan Roughriders	Pro Scout
1998	McPherson College	Assistant Coach
1999	Buffalo Destroyers	Player Personnel Coordinator/Assistant Coach
1999-2000	St. Louis Rams	National Scout
2001-2003	St. Louis Rams	Area Scout
2004-2005	Philadelphia Eagles	Western Regional Scout
2006-2009	Philadelphia Eagles	Director of College Scouting
2010-2011	Philadelphia Eagles	Director of Player Personnel
2012-2014	Indianapolis Colts	General Manager

**PETE WARD****Chief Operating Officer**

Pete Ward enters his 34th season with the Indianapolis Colts in 2014. Ward was promoted to chief operating officer in 2010 after serving as the club's senior executive vice president since 2001. His duties and experiences have been wide-ranging and diverse and touch all areas of the organization. Ward began his affiliation with the Colts in 1981 as a summer and seasonal intern in the team's public relations department. Following his graduation from the University of Virginia in 1982, he was hired as the club's administrative assistant. Ward was promoted to director of operations shortly after the team's arrival in Indianapolis in March of 1984. He was then named vice president of administration in 1997. In addition to general administrative management, Ward served as the point-person for the team on the design and construction of Lucas Oil Stadium. In March of 2012, he was named the chairman of the Indiana University Melvin and Bren Simon Cancer Center development board. In this role, Ward leads a 42-person panel. He also serves on the boards of the Indianapolis Symphony Orchestra, Visit Indy and the Indianapolis Chamber of Commerce. Ward also served as the team's liaison with the City of Indianapolis as it hosted its first ever Super Bowl (XLVI). Ward and his wife, Lena, have two children, Mady and Sam. Lena is also a member of the IU Simon Cancer Center development board, raising support for the Cancer Center's breast cancer research program. Ward was born in New Orleans and was raised in Carmel, Calif.

**DAN EMERSON****Vice President and General Counsel**

Entering his third season as vice president and general counsel, Dan Emerson has represented the Colts since March of 1984, when the Club moved to Indianapolis. For nearly 35 years, Emerson was engaged in the private practice of law with the Indianapolis firm Bose McKinney & Evans, where he chaired the Employment Law and Sports and Entertainment Law groups, and served on the firm's Executive Committee. After graduating from Macalester College, where he played football and baseball, Emerson attended law school at Indiana University in Bloomington. He is a member of the Sports Lawyers Association, as well as the Indianapolis, Indiana State, American, Federal, and Seventh Circuit Bar Associations, and is a past Chairman of both the Indiana State and Indianapolis Bar Associations' Labor and Employment Law Sections. Emerson is listed in Best Lawyers in America and is a Distinguished Fellow of the Indianapolis Bar Foundation. He is also active in various community and not-for-profit organizations and currently serves as the Chair of the Board of Directors of the Indiana Repertory Theatre. Born in Wichita Falls, Texas, he resides in Indianapolis with his wife, Ginny. They have two daughters, Emily (32) and Ashley (30), one grandson, Riley Emerson Gilles (3), and one granddaughter, Caroline Avery Gilles (1).

**DAN LUTHER****Special Counsel**

Dan Luther enters his 12th season as special counsel to the Colts. Luther, a partner in the Chicago-based firm of Mayer Brown LLP, has represented Colts Owner & CEO Jim Irsay in legal matters since 1988 and represented the Colts in the negotiations that led to the construction of Lucas Oil Stadium. Luther graduated magna cum laude from Georgetown University with an A.B. in government and economics in 1983 and a J.D. in 1986. He is listed in Best Lawyers in America in the categories of Sports Law and Trusts and Estates. Luther was raised in Sayreville, N.J. He and his wife, Cathy, have two children, Meg (24) and Joe (21), and reside in River Forest, Ill.



COACHING STAFF



ADMINISTRATION

COACHING STAFF

FOOTBALL OPERATIONS

BUSINESS OPERATIONS

PLAYERS

2013 SEASON IN REVIEW

COLTS HISTORY

RECORDS


COLTS IN THE COMMUNITY



CHUCK PAGANO

Head Coach

Joined Colts: 2012
Years In NFL: 13 years
College: Wyoming
Hometown: Boulder, CO



In two seasons as head coach of the Indianapolis Colts, Chuck Pagano has returned the franchise to its winning tradition. In back-to-back campaigns, the Colts recorded 11-5 regular season records and playoff berths. The success culminated with an AFC South Division Championship in 2013 preceding an AFC Wild Card Playoff victory against the Kansas City Chiefs in a game that marked the second-largest comeback in NFL postseason history.

Pagano became the first head coach in team history and the eighth in NFL annals to lead a team to 11 wins in each of his first two seasons. He has coached 32 games without losing consecutive contests, which is the second-longest streak for a Colts head coach and the longest streak to start a career in franchise history. Last season, Indianapolis recorded a perfect 6-0 division record for the first time since 2009 and claimed its eighth division title since 2002.

The Colts have faced adversity over the last two seasons. In 2013, Indianapolis placed 17 players on Injured Reserve and witnessed an NFL-high 73 different players take at least one snap with the team. Five of the players on Injured Reserve were starters, including tight end Dwayne Allen, linebacker Pat Angerer, running back Vick Ballard, guard Donald Thomas, and wide receiver Reggie Wayne. In 2012, the Colts overcame the loss of Pagano to acute promyelocytic leukemia for 12 games and responded with seven fourth quarter or overtime game-winning drives en route to an 11-5 campaign.

Since arriving in Indianapolis, Pagano has not let adversity become a distraction as he has instilled a fervent focus with his team. He has established a winning culture along with a process the Colts follow to obtain their vision of hoisting the Lombardi Trophy.



“Our goal and vision from day one has never changed and that was to build a program for sustained success,” said Pagano. “Win not one, not two, but we want to win multiple championships.”

The team’s resolve to stick to their process and follow their vision was no more evident during the 2013 season. Pagano guided Indianapolis to a 6-1 record in games decided by one possession or less as the Colts registered four victories in games when trailing in the fourth quarter. In addition, Indianapolis became the first team to finish a season with the least amount of turnovers (14) and penalties (66) in the NFL since 2002. The club also finished with a franchise-low in turnovers and fumbles lost (four) last season.

The year was highlighted by an AFC Wild Card Playoff victory against the Kansas City Chiefs on January 4, 2014. The Colts trailed by 28 points (38-10) with 12 minutes remaining in the third quarter. Following a 10-yard touchdown run by running back Donald Brown, quarterback Andrew Luck led the team to four touchdowns, including a three-yard pass to Brown, a 12-yard pass to tight end Coby Fleener, a five-yard fumble recovery for a score and the game-winning 64-yard touchdown pass to wide receiver T.Y. Hilton. The team embraced Pagano’s no-panic attitude as they inched their way to victory. The win marked the second-largest comeback in NFL postseason



history, behind Buffalo's 32-point comeback victory against the Houston Oilers on January 3, 1993. It was also the first time a team (regular season or postseason) won a game in regulation after trailing by as many as 28 points.

Pagano was named head coach of the Colts on January 25, 2012. His first season proved to be one of the most inspirational stories in NFL history. Pagano was forced to take a leave of absence just three games into the season after being diagnosed with a curable form of leukemia.

With a 1-2 record, the Colts were without their leader in the midst of a transition that had started taking shape in the offseason. Those who expected the Colts to falter didn't understand the principles on which Pagano built his squad. Terms like trust, loyalty, respect and team resonate throughout the Indiana Farm Bureau Football Center and are applied on game days.

Serving as the team's interim head coach, offensive coordinator Bruce Arians and the Colts defied the odds and rallied to a 9-3 record. During that time frame, Indianapolis secured a playoff berth and accomplished one of their primary goals – extending the season for Pagano. Some of the victories during Arians' term included a comeback win against Green Bay (Week 5) after trailing by 18 points, an overtime victory on the road at Tennessee (Week 8) and a last-second victory in Detroit (Week 13). In all, the Colts posted a 9-1 record in one-possession games in 2012, including winning their last eight.

As the regular season came to an end, the culmination of Arians' stretch as interim head coach concluded with the team's playoff-clinching victory at Kansas City (Week 16). The stage was set for Pagano to return after missing 12 weeks of action.

Division rival Houston visited Lucas Oil Stadium in the regular season finale in hopes of clinching the AFC's No. 1 seed in the playoffs. The Colts were not deterred, however, as the team corralled the emotion in Pagano's return and compiled a 28-16 win to finish the regular season with an 11-5 record. The real victory, however, was the return of a healthy Chuck Pagano. It was a day the Colts organization and fans will remember for generations.

In just eight months as a resident of Indiana, the Indianapolis community, the state, and the country showered Pagano and his family with an outpouring of support as he endured his battle with leukemia. It was this support along with the caregivers at the Indiana University Melvin and Bren Simon Cancer Center that he credits for his current state of remission. In return, Pagano has formed the CHUCKSTRONG Foundation, which has raised more than \$1.7 million for continued cancer research. He also hosts an annual CHUCKSTRONG Tailgate Gala, which raises awareness and funds for cancer research. In June of 2014, Pagano released his book titled *Sidelined: Overcoming Odds through Unity, Passion, and Perseverance*. The book documents his battle with leukemia while giving readers insight into an inspiring 2012 Colts season. Proceeds from the book are donated to cancer research and other charities.

Indianapolis' playoff run ended earlier than the team had wished after falling to the eventual Super Bowl XLVII champion Baltimore Ravens in an AFC Wild Card playoff contest. What was not lost were the numerous team and individual milestones that the Colts established in a season facing low expectations. Most notably, the 11-5 record was a nine-win improvement from the 2011 campaign, which tied for the third-largest one-year turnaround in NFL history. The Colts also registered their 12th 10-plus win season in the past 14 years, which is the most of any NFL team since 1999.

Pagano and Arians were honored together by the Maxwell Football Club as the recipients of the 24th Annual Earle "Greasy" Neale Award for Professional Coach of the Year. The two also garnered AFC Coach of the Year honors as winners of the annual NFL 101 Awards. Pagano was selected by the PFWA as the winner of the 2013 George Halas Award, given to the NFL player, coach or staff member who overcame the most adversity to succeed. Each year, the Fritz Pollard Alliance Foundation recognizes individuals who make a difference in diversity and inclusion at an annual awards banquet. In February of 2013, Pagano received the foundation's Game Ball Award for the differences he has made to level the playing field in the NFL for minorities.

In two seasons with the Colts, Pagano has coached four Pro Bowl players, including wide receiver Reggie Wayne, outside linebacker Robert Mathis (twice), quarterback Andrew Luck (twice) and long snapper Matt Overton. In 2013, Mathis led the NFL and set a career-high with 19.5 sacks, earning him the inaugural Deacon Jones Award. In the process, he set a new franchise record with 111.0 career sacks.

The 2014 season will mark Pagano's 31st year of coaching and 13th season in the NFL. Prior to joining the Colts, he spent four seasons with the Baltimore Ravens and the last (2011) as the team's defensive coordinator.



ADMINISTRATION

COACHING STAFF

FOOTBALL OPERATIONS

BUSINESS OPERATIONS

PLAYERS

2013 SEASON IN REVIEW

COLTS HISTORY

RECORDS

COLTS IN THE COMMUNITY



In 2011, Pagano's defensive unit finished third in the NFL in total defense (288.9 ypg.), second against the run (92.6 ypg.) and fourth against the pass (196.3 ypg.) on their way to an appearance in the AFC Championship Game. The Ravens also led the league in forced fumbles (21) and had the third-most sacks in the NFL (48.0), including a franchise record-tying 9.0 sacks in Week 12 against San Francisco.

Pagano served as the Ravens secondary coach for three seasons (2008-2010) before taking the reins as defensive coordinator. As the team's secondary coach, he led a defensive backfield that had to adjust to a number of injuries, including a significant loss of seven-time Pro Bowl safety Ed Reed, who started the 2010 campaign on the PUP list. Even after missing the first six games, Reed still led the league with eight interceptions in only 10 games in 2010.

In Pagano's first season with the Ravens (2008), the team led the NFL with 26 interceptions, including Reed's NFL-high nine picks. Reed, the league's only unanimous (50 votes) All-Pro in 2008, was also coached by Pagano at the University of Miami (Fla.). Pagano's secondary ranked second against the pass (179.7 ypg.) as the defense ranked No. 2 overall in the league, a drastic improvement from a No. 20 overall finish in 2007.

In his four seasons in Baltimore, Pagano's defenses allowed the second-fewest points per game (16.3) and the second-fewest net yards (292.3) in the NFL. The Ravens also ranked third in the NFL in scoring defense during that span.

Pagano posted a one-year stint as the defensive coordinator at the University of North Carolina in 2007, where he rejoined head coach Butch Davis from previous stops with the Cleveland Browns and Miami Hurricanes. Under Pagano, the defense improved from 92nd in the nation in 2006 to 35th in 2007.

Prior to UNC, Pagano spent two seasons (2005-06) as the defensive backs coach of the Oakland Raiders. In 2006, the Raiders led the NFL in pass defense, allowing just 150.8 yards per game, and ranked third in total defense, surrendering only 284.8 yards per contest. Cornerback Nnamdi Asomugha ranked third in the NFL with eight interceptions in 2006.

From 2001-04, Pagano coached the Cleveland secondary under then-head coach Butch Davis. In 2003, the defensive backs helped the Browns tie the franchise record for the fewest passing touchdowns allowed in a season with 13. Under Pagano's guidance in 2001, Cleveland's secondary accounted for 28 of the team's NFL-leading and team-record 33 interceptions. That season, rookie cornerback Anthony Henry led the NFL with 10 picks.

Pagano returned to the University of Miami (Fla.) from 1995-2000 for his second stint at the school, coaching the Hurricanes secondary as well as serving as the special teams coordinator. He coached four NFL first-round defensive backs: Duane Starks (Ravens, 10th-1998), Phillip Buchanon (Raiders, 17th-2002), Reed (Ravens, 24th-2002) and Mike Rumph (49ers, 27th-2002). During Pagano's second tenure in Miami, the Hurricanes blocked 39 kicks in 59 games. In 2000, the secondary was named the nation's best by *Football News*. His special teams unit also set a school record in 1996 with 12 blocked kicks.

Pagano started his coaching career as a graduate assistant at the University of Southern California (1984-85) before taking the same role at Miami (Fla.) in 1986. In 1987, he started a two-year stint at Boise State University where he coached outside linebackers. Pagano then spent one season (1989) at East Carolina University coaching the secondary before moving to UNLV where he led the secondary (1990) and eventually was named defensive coordinator in 1991. In 1992, Pagano returned to East Carolina, coaching the secondary and outside linebackers for three seasons (1992-94).

Collegiately, Pagano was a four-year letterman and two-year starter at strong safety for the University of Wyoming and graduated with a degree in marketing in 1984.

Pagano was a four-year letterman and two-year starter at strong safety at Fairview (Boulder, Colo.) High School. His brother, John, is the Chargers defensive coordinator and former defensive assistant for the Colts from 1998-2001. Both Chuck and John played for their father, Sam, who was the head coach at Fairview. Sam was selected to the 25th Hall of Fame induction class for the Colorado High School Activities Association in 2013. Chuck and his wife, Tina, have three daughters, Tara, Taylor and Tori, and three granddaughters, Avery, Addison and Zoey.



COACHING CAREER

1984-1985	Southern California	Graduate Assistant
1986	University of Miami (Fla.)	Graduate Assistant
1987-1988	Boise State	Outside Linebackers
1989	East Carolina	Secondary
1990	UNLV	Secondary
1991	UNLV	Defensive Coordinator/Secondary
1992-1994	East Carolina	Secondary/Outside Linebackers
1995-2000	University of Miami (Fla.)	Secondary/Special Teams
2001-2004	Cleveland Browns	Secondary
2005-2006	Oakland Raiders	Defensive Backs
2007	North Carolina	Defensive Coordinator
2008-2010	Baltimore Ravens	Secondary
2011	Baltimore Ravens	Defensive Coordinator
2012-2014	Indianapolis Colts	Head Coach

ADMINISTRATION

COACHING STAFF

FOOTBALL OPERATIONS

BUSINESS OPERATIONS

PLAYERS

2013 SEASON IN REVIEW

COLTS HISTORY

RECORDS

COLTS IN THE COMMUNITY





COLTS COACHING HISTORY

REGULAR SEASON & POSTSEASON

HEAD COACH	YEARS	RECORD	ASSISTANTS
Cecil Isbell	1947-49	9-22-1	N. Campofreda; D. Edmunds; A. Hewlitt; J. Hunt; J. Taylor (1947); T. Stidman (1947-48); L. Defilippo (1948); B. Conkright; W. Driskill; M. Michalske; C. O'Rourke (1949)
*1 Walter Driskill	1949	1-7	
Clem Crowe	1950	1-11	J. Hunt; W. Millner; R. Pirro
Keith Molesworth	1953	3-9	O. Douglas; R. Richards; N. Wasylik
Weeb Ewbank	1954-62	61-52-1	R. Murphy; J. Thomas (1954); F. Cumiskey; C. Winner (1954-62); T. Hughes (1955); F. Lauterbur (1955-56); H. Ball (1956-62); J. Bridgers; B. Shaw (1957-58); D. McCafferty; J. Sandusky (1959-62)
Don Shula	1963-69	73-26-4	G. Marchetti; J. Mutscheller; B. Pellington (1963); C. Winner (1963-65); D. McCafferty; J. Sandusky (1963-69); B. Arnsparger; D. Bielski (1964-69); C. Noll (1966-68); B. Boyd (1969)
Don McCafferty	1970-72	26-11-1	L. Rymkus (1970); D. Bielski; B. Boyd; H. Bullough; J. Idzik; J. Sandusky (1970-72); B. (Red) Miller (1971-72)
*2 John Sandusky	1972	4-5	
Howard Schnellenberger	1973-74	4-13	R. Callahan; B. Franklin; D. Voris (1973); P. McCulley; G. Sefcik; G. Young (1973-74); D. Doll; F. Lauterbur; J. Smith (1974)
*3 Joe Thomas	1974	2-9	
Ted Marchibroda	1975-79	41-36	P. McCulley; J. Smith (1975-76); F. Lauterbur (1975-77); W. Dovell (1975-78); M. Baughan; G. Boutselis (1975-79); D. Bielski; E. Khayat (1977-79); R. Hawkins (1978); J. Symank; E. Zwahlen (1979)
Mike McCormack	1980-81	9-23	D. Bielski; G. Boutselis; J. Idzik; E. Khayat; J. Symank; J. Vitt; C. Weber; R. Wietcha (1980-81); B. Boyd; C. Powers (1981)
Frank Kush	1982-84	11-28-1	B. Carson (1982); B. Valsente (1982-83); Z. Bratkowski; G. Cunningham; H. Hunter; R. Mann; R. Theder; R. Venturi; M. Westhoff (1982-84); G. Catavolos (1984)
*4 Hal Hunter	1984	0-1	
Rod Dowhower	1985-86	5-24	S. Sidwell (1985); J. Becker; G. Catavolos; G. Hill; T. Lovat; B. Matthews; C. Myers; K. Rowen; R. Venturi; T. Zupancic (1985-86); J. Marshall (1986)
*5 Ron Meyer	1986	3-0	
Ron Meyer	1987-91	33-36	J. Becker; G. Hill; T. Lovat; J. Marshall; C. Myers; K. Rowen (1987-88); L. Burnett; G. Catavolos; R. Venturi; T. Zupancic; (1987-91); G. Briner (1989); L. Kennan; D. Scarnecchia (1989-90); M. Jackson; B. Muir; B. Seely (1989-91); D. Ahrens; S. Croom; S. Furness (1991)
*6 Rick Venturi	1991	1-10	
Ted Marchibroda	1992-95	32-35	A. Gibbs (1992); G. Catavolos; D. Painter; F. Peay; J. Robertson; B. Seely; R. Venturi (1992-93); N. Nicolau (1992-94); R. Blackledge; G. Huey; T. Zupancic (1992-95); F. Bruney (1993-95); T. Batta; G. Blache; J. Johnson, H. Kuhlmann; J. Robinson; P. Thomas; V. Tobin (1994-95); L. Infante (1995)
Lindy Infante	1996-97	12-21	F. Bruney (1996); T. Batta; G. Blache; R. Blackledge; C. Bresnahan; C. Davis; B. Geis; G. Huey; J. Johnson; H. Kuhlmann; J. Robinson; P. Thomas; T. Zupancic (1996-97); J. Robertson (1997)

ADMINISTRATION

COACHING STAFF

FOOTBALL OPERATIONS

BUSINESS OPERATIONS

PLAYERS

2013 SEASON IN REVIEW

COLTS HISTORY

RECORDS

COLTS IN THE COMMUNITY



Jim Mora	1998-01	32-34	G. Blache; R. Tillman; T. Zupancic (1998); B. Arians (1998-00); G. Catavolos; G. Huey; T. Marciano; T. Moore; H. Mudd; M. Murphy; J. Norvell; J. Pagano; K. Spencer; J. Torine (1998-01); V. Fangio; T. Grantham (1999-01); R. Howell (2000-01); J. Hufnagel (2001)
Tony Dungy	2002-08	92-33	C. Foerster (2002-03); D. Reynolds (2002-06); J. Caldwell; C. Christensen; R. Howell; G. Huey; R. Meeks; T. Moore; H. Mudd; M. Murphy; R. Purnell; J. Teerlinck; R. Thomas; J. Torine; A. Williams (2002-07); P. Metzelaars (2004-08); L. Frazier (2005-06); R. Perry; B. Teerlinck; C. Woods (2007-08); F. Reich (2008)
Jim Caldwell	2009-11	28-24	H. Mudd (2009); G. Huey; T. Moore (2009-10); C. Christensen; L. Coyer; R. Howell; P. Metzelaars; M. Murphy; R. Perry; F. Reich; R. Rychleski; B. Teerlinck; J. Teerlinck; R. Thomas; J. Torine; A. Williams (2009-11); J.B. Cooter; R. Prince; R. Turner (2010-11); D. Fitzsimmons; D. Walker (2011)
Chuck Pagano	2012-13	23-12	R. Anderson; B. Arians (2012); T. Berbenich (2013-14); J. Bettcher (2012); B. Boyer; C. Christensen; R. Chudzinski (2014); G. Emanuel; J. FitzGerald; J. Gilbert; M. Gillhamer; F. Giufre; H. Goodwin (2012); P. Hamilton (2013-14); R. Howell; H. Hunter (2013-14); M. Maalouf (2012); G. Manuskus; R. Marandino;
*7 Bruce Arians	2012	9-3 (wins credited to Pagano)	T. McMahon (2013-14); A. Roberts; D. Walker; B. White; C. Williams

*1 Succeeded Isbell for last eight games

*2 Succeeded McCafferty for last nine games

*3 Succeeded Schnellenberger for last 11 games

*4 Succeeded Kush for last game

*5 Succeeded Dowhower for last three games

*6 Succeeded Meyer for last 11 games

*7 Filled in for an ill Pagano for 12 games (Weeks 5-16)

ADMINISTRATION

COACHING STAFF

FOOTBALL OPERATIONS

BUSINESS OPERATIONS

PLAYERS

2013 SEASON IN REVIEW

COLTS HISTORY

RECORDS

COLTS IN THE COMMUNITY



GREG MANUSKY

Defensive Coordinator

Joined Colts: 2012
Years In NFL: 14 years
College: Colgate
Hometown: Wyoming, PA

Greg Manuskay enters his third season with the Colts as the team's defensive coordinator. He holds 14 years of NFL coaching experience following a 12-year playing career in the league.

In 2013, Manuskay led a defense that helped produce an 11-5 regular season record for the second straight season and an AFC South Division Championship. The defense finished the year ranked fourth in the AFC in points allowed (21.0), tied for fifth in sacks (42.0) and eighth in interceptions (15). Outside linebacker Robert Mathis earned his sixth consecutive Pro Bowl selection after leading the NFL and posting career highs in sacks (19.5) and forced fumbles (eight). Inside linebacker Jerrell Freeman led the team in tackles (169) for the second straight year and set career highs in sacks (5.5), forced fumbles (six), fumble recoveries (two) and interceptions (two). His forced fumbles total tied for third in the NFL and first among inside linebackers. Cornerback Darius Butler posted a team-leading four interceptions for the second straight year and leads all AFC cornerbacks over the last two seasons (2012-13) with eight interceptions.

Under Manuskay, the defensive line contributed 31.0 of the team's 42.0 sacks. Defensive end Cory Redding tied the second-highest sack total of his career (4.5), while defensive tackle Ricky Jean Francois set a personal-best with 2.5 sacks. The team's 2013 first-round selection outside linebacker Bjoern Werner ranked sixth among AFC rookies with 2.5 sacks, while fourth-round pick defensive tackle Montori Hughes saw action in four games, contributing with seven tackles on the season.

Manuskay also led a secondary that contributed 12 of the team's 15 total interceptions in addition to 54 passes defended. Cornerback Cassius Vaughn set a career-high with three interceptions, while Vontae Davis, Josh Gordy and Greg Toler each added one pick. Safety Antoine Bethea topped the 100-tackle mark for the sixth consecutive season, ranking second on the team with 121 tackles. In his first year with the Colts, safety LaRon Landry finished the season with 87 tackles (59 solo), which ranked fourth on the team.

In 2012, Manuskay incorporated a new 3-4 hybrid defensive scheme that helped produce an 11-5 record and an AFC Wild Card playoff berth. The Colts defense compiled 32.0 sacks and 12 interceptions, four of which were returned for touchdowns, tying the most for a single season in franchise history. The defense also allowed opponents to convert only 38.1 percent of their third down attempts.

Manuskay guided Mathis and Dwight Freeney as they made the conversion from defensive end to the linebacker position. Mathis led the team with 8.0 sacks while Freeney totaled 5.0. Bethea topped the 100-tackle plateau for the fifth consecutive year and Freeman set a new franchise record for tackles in a single season (203) in his first year with the Colts. Butler (four) and Davis (three) led the team in interceptions, while Butler returned two picks for touchdowns.

In 2012, the defensive unit represented several team accolades, including Mathis' fifth consecutive career Pro Bowl selection. Cornerbacks Cassius Vaughn, Butler and Davis all garnered AFC Defensive Player of the Week honors. Redding was named the Colts Man of the Year and Bethea earned Ed Block Courage Award accolades.

Manuskay spent the 2011 campaign as the defensive coordinator of the San Diego Chargers. Under his direction, the defense allowed an average of 224.4 net passing yards per game as safety Eric Weddle tied for the NFL lead with seven interceptions and earned a trip to the 2012 Pro Bowl. Manuskay also coached linebacker Antwan Barnes, who set a career-high with 11.0 sacks, which ranked 11th in the NFL.

Prior to joining the Chargers, Manuskay spent four seasons (2007-2010) as defensive coordinator of the San Francisco 49ers. His 2009 unit did not allow a touchdown in five separate games while forcing an NFL-best 21 fumbles, allowing just 3.6 yards per rush and sacking the opposing quarterback 44.0 times.

Manusky's first tenure with the Chargers lasted four seasons (2002-06), during which he served as the linebackers coach. In the 2006 campaign, San Diego linebackers accounted for 42.5 of the team's 61.0 regular season sacks.

Manusky was a linebacker and special teams standout during his 12-year NFL playing career that included stops in Washington, Minnesota and Kansas City. He recorded a stretch where he participated in 113 consecutive games. Manusky earned All-Madden Team honors in 1991 and retired from the NFL in 2000.

Manusky started his coaching career in 2000, working as a volunteer linebackers and special teams coach with the Tampa Bay Buccaneers during training camp. He then joined the Redskins staff in 2001 as the team's linebackers coach.

Throughout his career, Manusky has coached an impressive list of Pro Bowl players, including Mathis with the Colts and Weddle, Shawne Merriman, Donnie Edwards and Junior Seau with the Chargers. He also guided Patrick Willis, Justin Smith and Walt Harris with the 49ers and LaVar Arrington with the Redskins.

A native of Wyoming, Pa., Manusky attended Dallas High School before moving on to Colgate University where he was a four-year letterman and an All-Colonial League selection. As a senior in 1987, Manusky was named the Colonial League's Defensive Player of the Year. He graduated with degrees in education and geology.

Manusky and his wife, Laurie, have two sons, Colton and Jake, and two daughters, Logan and Chandler.

COACHING CAREER

2001	Washington Redskins	Linebackers
2002-2006	San Diego Chargers	Linebackers
2007-2010	San Francisco 49ers	Defensive Coordinator
2011	San Diego Chargers	Defensive Coordinator
2012-2014	Indianapolis Colts	Defensive Coordinator



PEP HAMILTON

Offensive Coordinator

Joined Colts: 2013
Years In NFL: 9 years
College: Howard
Hometown: Charlotte, NC



Pep Hamilton enters his second season with the Indianapolis Colts as the team's offensive coordinator. Hamilton holds 16 years of combined coaching experience in the NFL and collegiate ranks.

In his first season with the Colts, Hamilton led an offense that overcame numerous injuries, as eight offensive players were placed on Injured Reserve, including four starters: tight end Dwayne Allen, running back Vick Ballard, guard Donald Thomas and wide receiver Reggie Wayne. The Colts averaged 341.8 yards of offense per game and the team's 1,743 total rushing yards were the most for the franchise since the 2006 campaign. Indianapolis set club records for fewest turnovers (14) and fumbles lost (four) and became the first team in the NFL to finish a season with the least amount of turnovers and penalties since the 2002 Kansas City Chiefs.

Hamilton was reunited with his quarterback from Stanford, Andrew Luck, who continued his strong level of play from his rookie year, leading the Colts to their second consecutive 11-5 season and their first AFC South Division Championship since 2010. The 22 victories through his first two years are tied for the second-most by a quarterback to start a career since 1970, while his 11 fourth quarter/overtime game-winning drives and 8,196 passing yards both set records for an NFL quarterback through his first two seasons. Luck earned his second straight Pro Bowl appearance and was named AFC Offensive Player of the Week for the second time in his career in Week 7 against Denver.

ADMINISTRATION
 COACHING STAFF
 FOOTBALL OPERATIONS
 BUSINESS OPERATIONS
 PLAYERS
 2013 SEASON IN REVIEW
 COLTS HISTORY
 RECORDS
 COLTS IN THE COMMUNITY



ADMINISTRATION

COACHING STAFF

FOOTBALL OPERATIONS

BUSINESS OPERATIONS

PLAYERS

2013 SEASON IN REVIEW

COLTS HISTORY

RECORDS

COLTS IN THE COMMUNITY

Hamilton guided a group of receivers headlined by Wayne and T.Y. Hilton. Hilton led the Colts with 82 receptions for 1,083 yards and five touchdowns, claiming his first career 1,000-yard season. Wayne recorded 38 catches for 503 yards and two touchdowns for the year before suffering a season-ending injury in Week 7. Following his injury, Hamilton groomed wide receivers LaVon Brazill, Da'Rick Rogers and Griff Whalen who were thrust into more prominent roles on the offense for the remainder of the season.

The Colts placed four running backs on Injured Reserve in 2013, including Ballard and Ahmad Bradshaw. After the team acquired Trent Richardson in a midseason trade, he finished the year with 458 rushing yards and three touchdowns to go along with 28 receptions for 265 yards and one touchdown. Donald Brown led the team with 102 rushing attempts for 537 yards and a career-high six touchdowns. His 5.3-yard rushing average was the highest mark for a Colts player since 1961. Brown also posted career highs with 27 receptions for 214 yards and two touchdowns.

The Colts offensive line allowed only 32.0 sacks on the year, which ranked sixth in the NFL and fourth in the AFC, despite having to use seven different starting lineups throughout the season. Tackles Anthony Castonzo and Gosder Cherilus were the only linemen to start all 16 games. The team's third-round draft pick Hugh Thornton was moved into the starting lineup beginning in Week 3 following Thomas' season-ending injury while Jeff Linkenbach, Xavier Nixon and Joe Reitz also saw starting time due to injuries.

Prior to joining the Colts, Hamilton spent three seasons at Stanford University (2010-12), his last two as the team's offensive coordinator and quarterbacks coach. He worked closely with current Colts quarterback Andrew Luck, who was a two-time Heisman Trophy finalist, the Pac-12 Conference Player of the Year (2010 and 2011), the Johnny Unitas Golden Arm Award recipient, the Walter Camp Football Foundation Player of the Year and the Maxwell Award winner as the nation's top player. Luck threw 82 touchdown passes in 38 career games, breaking John Elway's career record for touchdown passes. Luck also moved to the top of Stanford's career list in total offense.

In 2012, Hamilton and the Cardinal were the victors of the 99th Annual Rose Bowl as the team compiled a 12-2 record (8-1 Pac-12). Stanford averaged 27.9 points per game and 374.4 net yards per game. Hamilton tutored quarterback Kevin Hogan, who completed 109-of-152 passes for 1,096 yards and nine touchdowns after being inserted as the starter for the remaining five games of the season. He also guided running back Stepfan Taylor, who finished his Stanford career as the team's all-time leader in career rushing yards (4,212) and tied the school career record in total touchdowns (44).

In his first season as Stanford's offensive coordinator in 2011, the Cardinal scored a school-record 561 points while averaging 43.2 points per game, which ranked seventh in the nation. The offense also set school single-season records for total offense (6,361) and finished eighth in the country in net yards per game (489.3).

As Stanford's wide receivers coach in 2010, Hamilton coached a total of 17 players who caught passes, including 10 who hauled in at least one touchdown from Luck. Stanford's wide receivers and tight ends combined to catch a school-record 32 touchdowns, while setting the single-season record for scoring (524), scoring average (40.3) and total offense (6,142 yards).

Prior to joining Stanford, Hamilton spent seven seasons in the NFL. He served as the quarterbacks coach of the Chicago Bears (2007-09) and was an offensive assistant and quarterbacks coach with the San Francisco 49ers in 2006. Hamilton was with the New York Jets for three seasons holding titles as offensive assistant/quarterbacks coach (2004-05) and offensive quality control coach (2003). He spent one season as the pro personnel intern for the Baltimore Ravens in 2002 before landing his first full-time position with the Jets in 2003. Hamilton also interned with the Washington Redskins (2001) and Kansas City Chiefs (2000).

In his final season as the quarterbacks coach for the Bears (2009), Hamilton guided Jay Cutler, who set single-season franchise records for completions (336) and passing attempts (555). In 2008, Kyle Orton compiled the fifth-highest completion percentage in team history (58.5) while finishing sixth in franchise annals in passing yards (2,972).

With the 49ers, Hamilton helped groom Alex Smith to become the first quarterback in team history to take every snap from center over an entire campaign (2006). He also worked closely with Jets quarterback Chad Pennington in 2004 as New York started 5-0 prior to Pennington's injury that forced him to miss the next three games.

Hamilton began his coaching career at his alma mater, Howard University, where he served as the Bison's quarterbacks coach from 1997-2001. He also took on duties as the team's offensive coordinator for three seasons



(1999-2001). A former college quarterback, Hamilton earned Howard's scholar-athlete award on two consecutive occasions (1995 and 1996) before earning his business degree in 1997.

COACHING CAREER

1997-1998	Howard	Quarterbacks
1999-2001	Howard	Offensive Coordinator/Quarterbacks
2000	Kansas City Chiefs	Summer Coaching Intern
2001	Washington Redskins	Summer Coaching Intern
2002	Baltimore Ravens	Pro Personnel Intern
2003	New York Jets	Offensive Quality Control
2004-2005	New York Jets	Offensive Assistant/Quarterbacks
2006	San Francisco 49ers	Offensive Assistant/Quarterbacks
2007-2009	Chicago Bears	Quarterbacks
2010	Stanford	Wide Receivers
2011-2012	Stanford	Offensive Coordinator/Quarterbacks
2013-2014	Indianapolis Colts	Offensive Coordinator



TOM McMAHON

Special Teams Coordinator

Joined Colts: 2013
Years In NFL: 8 years
College: Carroll College
Hometown: Helena, MT

Tom McMahon enters his second season as the special teams coordinator of the Indianapolis Colts. McMahon holds seven previous years of NFL coaching experience and spent the 2012 campaign as the special teams coach with the Kansas City Chiefs.

In 2013, McMahon coached kicker Adam Vinatieri, who set a career-high with 35 made field goals and recorded 139 points, the second-highest total of his career. He also tied a career-high with four field goals made from over 50 yards. Punter Pat McAfee set a franchise single-season record with 27 punts pinned inside the 20-yard line and also set the team single-game record with six such punts in Week 7 against Denver.

McMahon also guided Andy Studebaker, who recorded a career-high 18 special teams tackles, and Sergio Brown, who posted nine special teams tackles and helped down seven of McAfee's punts inside the 10-yard line, including six inside the five-yard line.

With the Chiefs in 2012, McMahon guided AFC Pro Bowl punter Dustin Colquitt, who ranked second in the NFL with 45 punts pinned inside the 20-yard line while averaging 46.8 yards per punt and a net average of 40.8.

McMahon joined Kansas City following three seasons (2009-2011) as the special teams coordinator for the St. Louis Rams. In 2010, the Rams posted the league's third-best net punting average at 40.0 yards per punt. In addition, Rams punt returner Danny Amendola led the NFL with 12 returns of 20-plus yards in 2009 and 2010 combined.

Prior to his time in St. Louis, McMahon spent two seasons (2007-08) as an assistant special teams coach for the Atlanta Falcons. He was crucial in the development of kick returner Jerious Norwood, who tallied 2,628 kickoff return yards, which ranked third in the NFL over that two-year span.

Before joining the Falcons, McMahon coached outside linebackers and special teams at the University of Louisville (2006). Under his guidance, kicker Art Carmody earned the Lou Groza Award as the nation's top kicker.

McMahon spent 11 seasons coaching at Utah State University (1995-2005), including eight campaigns as a full-time assistant. He served as the defensive line coach and recruiting coordinator from 2001-05 after coaching linebackers and special teams from 1998-2000. McMahon joined Utah State in 1995 as a graduate assistant, helping coach defensive ends.



McMahon started his coaching career at his alma mater, Carroll College, in 1992 as the school's secondary coach. He spent one year at Bozeman (Mont.) High School in 1993 before returning to Carroll to coach the secondary in 1994.

A native of Helena, Mont., McMahon and his wife, Kim, have three children, Dawson, Emmett and Quincy.

COACHING CAREER


1992	Carroll College	Secondary Coach
1993	Bozeman High School	Assistant Coach
1994	Carroll College	Secondary Coach
1995-1997	Utah State	Graduate Assistant
1998-2000	Utah State	Linebackers/Special Teams Coach
2001-2005	Utah State	Defensive Line/Recruiting Coordinator
2006	Louisville	Outside LBs/Special Teams Coordinator
2007-2008	Atlanta Falcons	Assistant Special Teams Coach
2009-2011	St. Louis Rams	Special Teams Coordinator
2012	Kansas City Chiefs	Special Teams Coach
2013-2014	Indianapolis Colts	Special Teams Coordinator



ROY ANDERSON

Safeties Coach

Joined Colts: 2012
Years In NFL: 10 years
College: Howard
Hometown: Tallahassee, FL



Roy Anderson enters his third year with the Indianapolis Colts as the team's safeties coach. The 2014 campaign will mark Anderson's seventh season coaching in the NFL ranks.

In 2013, Anderson coached starting safeties Antoine Bethea and LaRon Landry, as well as reserves Sergio Brown, Delano Howell and Corey Lynch. Bethea topped the 100-tackle mark for the sixth consecutive season, ranking second on the team with 121 tackles. In his first year with the Colts, LaRon Landry finished the season with 87 tackles (59 solo), which ranked fourth on the team. Howell played in six games and posted career highs in tackles (24) and passes defended (two) before being placed on Injured Reserve on November 26, 2013.

In his first year with the Colts, Anderson guided starters Bethea and Tom Zbikowski. Bethea topped the 100-tackle plateau (114) for the fifth consecutive season and exceeded 800 tackles for his career. He also added 2.0 sacks and seven passes defended having started all 16 games for his fifth straight year. Zbikowski notched 47 tackles, 1.0 sack, one interception and five passes defended. His 11 starts, 47 tackles and 28 solo stops were all career highs. The safeties also contributed to a secondary that allowed 23 passing touchdowns and a 20.9 opponents completions per game average, which both ranked seventh in the AFC.

Anderson joined the Colts after spending seven seasons with the Baltimore Ravens, the last two as the team's defensive assistant/secondary coach. He handled defensive quality control duties and also worked with the defensive backfield. In 2011, the Baltimore defense finished third in the NFL in total defense (288.9 ypg.), second against the run (92.6 ypg.) and fourth against the pass (196.3 ypg.) on their way to an appearance in the AFC Championship Game.

In 2009, his first season as defensive assistant, Anderson worked primarily with the defensive line and helped the Ravens rank third in the NFL, allowing 300.5 yards per game.

Anderson originally joined the Ravens in 2005 as a player personnel assistant, where he was involved in the NFL Draft and free agency process through evaluating players, organizing free agent tryouts and monitoring potential trade transactions.



Prior to joining the Ravens, Anderson worked as a graduate assistant with Louisiana State University during the 2004 season. Working with the wide receivers, Anderson helped tutor future NFL players Dwayne Bowe, Buster Davis, Skyler Green and Early Doucet.

Anderson started his coaching career in 2002 as a graduate assistant with Florida A&M University working with the quarterbacks. He then served as a student assistant with Florida State University the following season working in the same capacity with the team's quarterbacks.

Anderson was a four-year letterman as a quarterback at Howard University and was named to the All-Mid Eastern Athletic Conference Scholar-Athlete Team in 2001. He was also a two-year recipient of the Howard University Scholar-Athlete Award (2000 and 2001). Anderson graduated with a bachelor's degree in business administration and also earned his master's in sports management from Florida State in 2003.

Anderson is from Tallahassee, Fla., where he attended Godby High School and lettered all four years in football and baseball.

COACHING CAREER

2002	Florida A&M	Graduate Assistant
2003	Florida State	Student Assistant
2004	Louisiana State	Graduate Assistant
2005-2007	Baltimore Ravens	Player Personnel Assistant
2008	Baltimore Ravens	Coaching Assistant
2009	Baltimore Ravens	Defensive Assistant
2010-2011	Baltimore Ravens	Defensive Assistant/Secondary
2012-2014	Indianapolis Colts	Safeties



TIM BERBENICH

Offensive Assistant

Joined Colts: 2013
Years In NFL: 11 years
College: Hamilton College
Hometown: Huntington, NY

Tim Berbenich enters his second season with the Indianapolis Colts as the team's offensive assistant. Berbenich holds 10 years of NFL coaching experience, including six seasons with the Tampa Bay Buccaneers.

Last season, Berbenich helped coach an offense that averaged 341.8 yards per game, including 232.8 passing and 108.9 rushing. The Colts 1,743 total rushing yards were the most for the team since the 2006 campaign. Indianapolis set franchise records for fewest turnovers (14) and fumbles lost (four) and became the first team in the NFL to finish a season with the least amount of turnovers and penalties since the 2002 Kansas City Chiefs. The Colts notched 35 10-play drives in 2013, which tied for second in the NFL. Indianapolis also only allowed 32.0 sacks for the year, which ranked sixth in the NFL and fourth in the AFC.

From 2009-2011, Berbenich served as the assistant wide receivers coach for the Buccaneers. In 2010, he tutored a group that featured four rookies, including Mike Williams, who led all rookie receivers in the NFL with 65 receptions for 964 yards and 11 touchdowns. Williams also finished second in voting for The Associated Press Offensive Rookie of the Year.

In Berbenich's first season working with Tampa Bay receivers (2009), Antonio Bryant led the group with four touchdowns while Maurice Stovall achieved career highs in receiving yards and receptions. He also guided Sammie Stroughter who, as a seventh-round selection in 2009, finished third on the team with 31 catches.

In 2008, Berbenich served as the team's assistant running backs coach. He helped oversee a Buccaneers offense that rushed for an average of 4.1 yards per carry, the fifth-highest average in team history. Tampa Bay's 114.8 rushing yards per game in 2008 was also the ninth-best average in team history.



ADMINISTRATION

COACHING STAFF

FOOTBALL OPERATIONS

BUSINESS OPERATIONS

PLAYERS

2013 SEASON IN REVIEW

COLTS HISTORY

RECORDS

COLTS IN THE COMMUNITY


Berbenich spent his first two seasons with the Buccaneers as the team's offensive quality control coach. He was part of a coaching staff that led Tampa Bay to an NFC South title in 2007.

Berbenich was an offensive assistant for the New York Jets during the 2003 and 2004 seasons before adding quality control duties in 2005. He initially joined the Jets on a full-time basis in 2002 as an operations assistant after interning with the team in operations during training camp from 2000-02. During his tenure in New York, the Jets reached the postseason during the 2002 and 2004 campaigns.

At Hamilton College, Berbenich competed as a wide receiver while earning his degree in economics. A native of Huntington, N.Y., Berbenich and his wife, Diane, have two sons, Jack and Drew.

COACHING CAREER


2002	New York Jets	Operations Assistant
2003-2004	New York Jets	Offensive Assistant
2005	New York Jets	Offensive Assistant/Quality Control Coach
2006-2007	Tampa Bay Buccaneers	Offensive Quality Control Coach
2008	Tampa Bay Buccaneers	Assistant Running Backs Coach
2009-2011	Tampa Bay Buccaneers	Assistant Wide Receivers Coach
2013-2014	Indianapolis Colts	Offensive Assistant



BRANT BOYER

Assistant Special Teams Coach

Joined Colts: 2012
Years In NFL: 3 years
College: Arizona
Hometown: Henefer, UT



Brant Boyer enters his third season as the assistant special teams coach of the Indianapolis Colts.

In 2013, Boyer assisted kicker Adam Vinatieri, who set a career-high with 35 made field goals and recorded 139 points, the second-highest total of his career. He also tied a career-high with four field goals made from over 50 yards. Punter Pat McAfee set a franchise single-season record with 27 punts pinned inside the 20-yard line and also set the team single-game record with six such punts in Week 7 against Denver. Boyer also helped coach Andy Studebaker, who recorded a career-high 18 special teams tackles, and Sergio Brown, who posted nine special teams tackles and was instrumental in downing seven of McAfee's punts inside the 10-yard line, including six inside the five-yard line.

In 2012, the special teams unit compiled numerous accolades en route to an 11-5 campaign. Boyer guided McAfee, who set franchise single-season records for punting average (48.2), net punting average (40.3), 50-yard average games (five) and kickoff touchbacks (45). The special teams unit logged a punt and kickoff return for a touchdown, which marked the sixth time in franchise history and the first time since 2001 that the team accomplished the feat. Deji Karim returned a kickoff 101 yards for a touchdown in Week 17 against Houston, which marked the longest return in franchise history since 1973. Wide receiver T.Y. Hilton handled the majority of the punt return duties and assisted in posting the team's fourth-highest average (11.1) in franchise history. Hilton registered a 75-yard punt return in Week 12 against Buffalo, which was tied for the second-longest return in franchise history. His 111 punt return yards in that game were the most by a Colts rookie in a single game.

Boyer joined the Colts after completing a 10-year playing career in the National Football League. He also served as a coaching intern with the New York Giants (2010) and Cleveland Browns (2009).

During his playing career, Boyer played linebacker and was a standout on special teams for the Miami Dolphins (1994), Jacksonville Jaguars (1995-2000) and Cleveland Browns (2001-03). He served as a special teams captain for both the Jaguars and Browns and led the unit in tackles in 2002 and 2003. Boyer was a two-time member of the *USA Today's* All-Joe Team, once as a linebacker and once as a special teams player. In 2002, his teammates selected him for the Cleveland Browns Unsung Hero Award.



Boyer played in 129 career games and totaled 250 tackles, 13.0 sacks, six interceptions, one forced fumble and 15 passes defended. He originally entered the league as a sixth-round selection (177th overall) of the Miami Dolphins in the 1994 NFL Draft.

Before entering the NFL, Boyer starred as an inside linebacker at the University of Arizona, serving as a captain of the "Desert Swarm" defense and leading the team in tackles during his senior season. While at Arizona, Boyer helped lead the Wildcats to their first 10-win season in 90 years and a 29-0 victory over the Miami Hurricanes in the 1993 Fiesta Bowl.

Boyer and his wife, Melissa, have two sons, Brayton and Braddock.

COACHING CAREER

2009	Cleveland Browns	Training Camp Coaching Intern
2010	New York Giants	Training Camp Coaching Intern
2012-2014	Indianapolis Colts	Assistant Special Teams Coach



CLYDE CHRISTENSEN

Quarterbacks Coach

Joined Colts:	2002
Years In NFL:	19 years
College:	North Carolina
Hometown:	Covina, CA

Clyde Christensen enters his 13th season with the Indianapolis Colts and his third as the team's quarterbacks coach. Christensen has also served as the team's offensive coordinator (2010-11), assistant head coach/wide receivers (2008-09) and wide receivers coach (2002-07). During his tenure in Indianapolis, the Colts have made 11 trips to the playoffs (2002-2010, 2012-13), won eight division championships (2003-07, 2009-2010, 2013), made two Super Bowl appearances (2006 and 2009) and collected one Super Bowl Championship (2006).

Last season, Christensen led quarterbacks Andrew Luck, Matt Hasselbeck and Chandler Harnish. Luck continued his strong level of play from his rookie year, leading the Colts to their second consecutive 11-5 season and their first AFC South Division Championship since 2010. The 22 victories through his first two years are tied for the second-most by a quarterback to start a career since 1970, while his 11 fourth quarter/overtime game-winning drives and 8,196 passing yards both set records for an NFL quarterback through his first two seasons. In the AFC Wild Card game against Kansas City, Luck totaled the second-most passing yards (443) in a single game in franchise history and the fifth-most in NFL postseason history. His four touchdown passes tied for the second-most in franchise postseason history, while his 45 rushing yards were the second-most by a Colts quarterback in a playoff contest. He also became the first player in NFL postseason history to record a passing touchdown and a fumble recovery for a touchdown in the same game. For the year, Luck was named to his second straight Pro Bowl and earned AFC Offensive Player of the Week honors for the second time in his career in Week 7 against Denver.

In 2012, Christensen was responsible for overseeing Luck as the No. 1 overall draft selection, as well as backups Drew Stanton and Chandler Harnish. Christensen guided Luck to one of the most successful rookie campaigns in franchise and league history. He completed 339-of-627 passes for 4,374 yards, 23 touchdowns and 18 interceptions. Luck's passing yards, attempts and 300-yard passing games (six) were the most by an NFL rookie in league history. His completions were the second-most followed by his touchdowns, which ranked third. Luck also broke the NFL single-game rookie record for passing yards (433) in the team's Week 9 victory against Miami. With an 11-5 record, he led the Colts to the most wins by a No. 1 overall draft pick during his rookie season. Luck also became one-of-five quarterbacks since 1966 to win 10-or-more games in his rookie campaign. He set a new Colts record for the most rushing touchdowns by a quarterback in a single season with five, while ranking second among AFC quarterbacks in rushing yards (255). Luck was named to the NFL Pro Bowl following his rookie campaign. He earned AFC Offensive Player of the Week honors (Week 9), while earning PEPSI MAX NFL Rookie of the Week accolades on three occasions and FedEx Air NFL Player of the Week honors in Week 9.

As offensive coordinator in 2011, Christensen oversaw an offense that gained 1,594 rushing yards, which was the most by any Colts unit since 2007. On the season, the Colts averaged 4.17 yards per carry, the most for



ADMINISTRATION

COACHING STAFF

FOOTBALL OPERATIONS

BUSINESS OPERATIONS

PLAYERS

2013 SEASON IN REVIEW

COLTS HISTORY

RECORDS

COLTS IN THE COMMUNITY

Indianapolis since 2004. Christensen was also tasked with preparing three different starting quarterbacks (Kerry Collins, Curtis Painter and Dan Orlovsky) and helped Painter and Orlovsky turn in career-high performances.

In his first season as offensive coordinator (2010), Christensen led an offensive unit which totaled over 5,000 net yards for the 13th consecutive season and over 400 points for the 10th time in 12 seasons. Quarterback Peyton Manning completed 450-of-679 passing attempts for 4,700 yards and 33 touchdowns. Manning set an NFL single-season record for completions (450) and extended his records with his 13th consecutive 25-plus touchdown season and 11th 4,000-plus passing yard season. Manning also set club single-season records for completions, attempts (679) and yards (4,700).

While overseeing the wide receivers for his first six seasons in Indianapolis, Christensen sent at least one player from his position group to the Pro Bowl each year, including Marvin Harrison (2002-06) and Reggie Wayne (2006-09). Christensen also helped develop Austin Collie, who was named to *The Sporting News, Pro Football Weekly* and Pro Football Writers All-Rookie teams in 2009. Two of the players Christensen coached, Harrison and Wayne, currently rank first and second in team history in numerous career receiving categories including receptions, receiving yards, touchdowns and 100-yard receiving games. Under Christensen's watch, Harrison set franchise single-season records for receptions (143 in 2002), most games with at least 10 receptions (six in 2002), receiving yards (1,722 in 2002), 100-yard receiving games (10 in 2002) and touchdown receptions (15 in 2004).

Christensen spent six seasons in Tampa Bay, working with the tight ends from 1996-98 and quarterbacks from 1999-2000, before being named offensive coordinator in 2001. As offensive coordinator, he helped wide receiver Keyshawn Johnson record a franchise-best 106 receptions while quarterback Brad Johnson registered a franchise-high 340 completions. During his time in Tampa Bay, the Buccaneers made four playoff appearances.

Before joining the Buccaneers, Christensen spent two seasons (1994-95) as co-offensive coordinator/quarterbacks coach at Clemson University. From 1992-93, he served as quarterbacks coach at the University of Maryland, helping put together offenses that ranked in the top five nationally in both of his seasons with the Terrapins.

In 1991, Christensen served as running backs coach at the University of South Carolina. He was the receivers/tight ends coach at Holy Cross College in 1989, and was promoted to offensive coordinator in 1990.

From 1986-88, Christensen was the offensive coordinator, running backs coach and quarterbacks coach at East Carolina University while taking charge of recruiting at the school. He oversaw quarterbacks and wide receivers at Temple University from 1983-85 after serving in a similar role at East Tennessee State University from 1980-82. Christensen began his coaching career as a graduate assistant at the University of Mississippi in 1979.

Christensen was an All-America quarterback at Fresno City Junior College in 1975 before transferring to the University of North Carolina (1977-78) and leading the Tar Heels to Peach and Liberty Bowl bids. Christensen holds a bachelor's degree in industrial relations from North Carolina.

Christensen was born in Los Angeles. He and his wife, Debbie, have three daughters, Rachel, Rebecca and Ruth.

COACHING CAREER

1979	Mississippi	Graduate Assistant
1980-1982	East Tennessee State	Quarterbacks/Wide Receivers
1983-1985	Temple	Quarterbacks/Wide Receivers
1986-1988	East Carolina	Offensive Coordinator/Running Backs/Quarterbacks
1989	Holy Cross	Receivers/Tight Ends
1990	Holy Cross	Offensive Coordinator
1991	South Carolina	Running Backs
1992-1993	Maryland	Quarterbacks
1994-1995	Clemson	Co-Offensive Coordinator/Quarterbacks
1996-1998	Tampa Bay Buccaneers	Tight Ends
1999-2000	Tampa Bay Buccaneers	Quarterbacks
2001	Tampa Bay Buccaneers	Offensive Coordinator
2002-2007	Indianapolis Colts	Wide Receivers
2008-2009	Indianapolis Colts	Assistant Head Coach/Wide Receivers
2010-2011	Indianapolis Colts	Offensive Coordinator
2012-2014	Indianapolis Colts	Quarterbacks



ROB CHUDZINSKI

Special Assistant to the Head Coach

Joined Colts:	2014
Years In NFL:	11 years
College:	Miami (Fla.)
Hometown:	Toledo, OH

Rob Chudzinski enters his first year with the Indianapolis Colts as special assistant to the head coach. Chudzinski holds 20 years of coaching experience, including the previous 10 seasons in the NFL.

Chudzinski and Head Coach Chuck Pagano have spent eight seasons together in the collegiate and NFL ranks. Pagano served as a graduate assistant at the University of Miami (Fla.) during Chudzinski's freshman year at the school in 1986. The two then coached the Hurricanes together from 1995-2000 prior to a stint with the Cleveland Browns in 2004.

In 2013, Chudzinski served as the head coach of the Cleveland Browns. Cleveland finished 18th in the NFL in total offense and 11th in passing yards, marking the highest ranking for the team dating back to 1991. The Browns also finished ninth in total defense, which was the highest ranking since 1994. Cleveland recorded 40.0 sacks as a team and tied for the league lead with 16 total players with a sack.

Chudzinski coached five Pro Bowl and five Associated Press All-Pro selections in Cleveland, including wide receiver Josh Gordon, who became the first Browns player to lead the NFL in receiving yards (1,646). Gordon, who played in just 14 games, also recorded the 10th-most receiving yards in a season in NFL history. Tight end Jordan Cameron posted career highs with 80 receptions for 917 yards and seven touchdowns. His receiving yards ranked second among NFL tight ends in 2013, while his receptions total ranked third.

Prior to joining the Browns, Chudzinski spent two years (2011-12) as offensive coordinator of the Carolina Panthers. In 2011, the team set club records for total yards (6,237) and first downs (345), one year after experiencing franchise lows in both categories. Carolina scored 48 touchdowns overall after recording 17 the year before his arrival. Chudzinski tutored quarterback Cam Newton, who became the first rookie in NFL history to throw for 4,000 yards, while setting an NFL record for rushing touchdowns by a quarterback with 14 en route to being named the 2011 Associated Press Offensive Rookie of the Year. The Panthers also became the first team in NFL history with three 700-yard rushers in DeAngelo Williams (836), Jonathan Stewart (761) and Newton (706).

Chudzinski had two stints with the San Diego Chargers, where he served as the assistant head coach/tight ends from 2009-2010 and tight ends coach from 2005-06. He coached tight end Antonio Gates, who recorded both of his 1,000-yard receiving seasons under Chudzinski in 2005 and 2009.

From 2007-08, Chudzinski served as offensive coordinator of the Browns. In 2007, Cleveland scored 402 points and tallied 5,621 yards of total offense, both of which ranked as the third-most in franchise history. In addition, the team tied for seventh in the NFL in touchdowns and eighth in total offense after finishing 30th and 31st, respectively, the year prior.

Chudzinski began his NFL coaching career in 2004 as the Browns tight ends coach, where he worked with first-round draft choice Kellen Winslow. During the season, he was elevated to offensive coordinator for the final five games following Butch Davis' resignation as head coach.

From 1994-2003, Chudzinski coached at his alma mater, the University of Miami (Fla.). He spent two seasons (1994-95) as a graduate assistant, five (1996-2000) as tight ends coach and three (2001-03) as offensive coordinator. During his three seasons as offensive coordinator, the Hurricanes compiled a record of 35-3 and played in a BCS Bowl Game every year, including two National Championship appearances. Chudzinski helped shape several future NFL Pro Bowlers, including Bubba Franks, Frank Gore, Andre Johnson, Willis McGahee, Bryant McKinnie, Clinton Portis, Jeremy Shockey and Kellen Winslow.




Chudzinski played tight end at Miami from 1986-1990, as he was a three-year starter and a member of two national championship teams (1987 and 1989). He graduated with a B.A. in business administration in 1990 and went on to earn his MBA in 1996.

A native of Toledo, Ohio, Chudzinski and his wife, Sheila, have three sons, Kaelan, Rian and Declan, and one daughter, Margaret.

COACHING CAREER

1994-1995	University of Miami (Fla.)	Graduate Assistant
1996-2000	University of Miami (Fla.)	Tight Ends
2001-2003	University of Miami (Fla.)	Offensive Coordinator
2004	Cleveland Browns	Tight Ends/Interim Offensive Coordinator (five games)
2005-2006	San Diego Chargers	Tight Ends
2007-2008	Cleveland Browns	Offensive Coordinator
2009-2010	San Diego Chargers	Assistant Head Coach/Tight Ends
2011-2012	Carolina Panthers	Offensive Coordinator
2013	Cleveland Browns	Head Coach
2014	Indianapolis Colts	Special Assistant to the Head Coach



GARY EMANUEL

Defensive Line Coach

Joined Colts: 2012
Years In NFL: 5 years
College: Plymouth State
Hometown: New London, CT



Gary Emanuel enters his third season as defensive line coach for the Indianapolis Colts. Emanuel holds 33 years of coaching experience, including 28 years in the collegiate ranks.

In 2013, Emanuel coached a defensive line that contributed with 31.0 of the team's 42.0 sacks, which tied for fifth in the AFC and 11th in the NFL. Outside linebacker Robert Mathis earned his sixth consecutive Pro Bowl selection after leading the NFL in sacks (19.5) and forced fumbles (eight). Defensive end Cory Redding tied the second-highest sack total of his career (4.5), while defensive tackle Ricky Jean Francois set a personal-best with 2.5 sacks.

Emanuel also helped tutor two Colts 2013 draft picks, including first-round selection Bjoern Werner and fourth-round pick Montori Hughes. Werner ranked sixth among AFC rookies with 2.5 sacks, while Hughes saw action in four games, contributing with seven tackles on the season.

In 2012, Emanuel balanced a defensive line that featured seven different starters. In three key Colts victories, the unit played an integral part in stopping the run. In a Week 2 win over Minnesota, the line held Adrian Peterson, the league's leading rusher in 2012, to just 60 yards. It was his lowest total of the season. The Colts also limited Cleveland to 55 total rushing yards in a Week 7 victory and held Titans running back Chris Johnson to 44 yards in the team's Week 14 win.

Redding led the unit with 46 tackles, 2.0 sacks, four passes defended and one fumble recovery in his first season with the team. Nose tackle Antonio Johnson posted 30 tackles and defensive tackle Ricardo Mathews added 22 stops and one pass defended.

Emanuel joined the Colts following his second stint at Purdue University in 2010, serving as the defensive line coach and sharing the role of defensive coordinator before fully taking over defensive coordinator duties in 2011. He previously was an assistant with the Boilermakers from 1997-2004, coaching defensive tackles (1997-99) and defensive ends (2000-04) and serving as an assistant head coach for his final two seasons (2003-04).

In his first season back at Purdue (2010), Emanuel mentored a defense that finished first in the Big Ten in both sacks (33.0) and tackles for loss (91.0), while also helping to improve Purdue's rushing defense that finished last



in the conference in 2009 to sixth in 2010. The Boilermakers surrendered 426 fewer rushing yards in 2010 than the previous season, an average of 35.5 fewer yards per game. Emanuel also capped the development of All-America selection Ryan Kerrigan in 2010. In his lone season working with the defensive end, Emanuel helped Kerrigan lead the nation in tackles for loss, lead the conference in sacks and earn Big Ten Defensive Player and Lineman of the Year honors, as well as the first unanimous All-America recognition by a Boilermaker defender in school history.

From 2005-06, Emanuel coached the defensive line for the San Francisco 49ers. He made a one-year stop at San Jose State University (2007) prior to joining the Rutgers University coaching staff as the defensive line coach from 2008-09.

In his previous tenure at Purdue (1997-2004), the Boilermakers ranked seventh or better in rushing defense in the Big Ten each year, including second in 2004 and third in 2000, 2001 and 2003. The team's averages of 96.4 and 105.3 yards allowed per game in 2003 and 2004 ranked 10th and 14th nationally. Emanuel coached defensive end Akin Ayodele who was named a First Team All-Big Ten choice in 2001 and has played nine seasons in the NFL with the Jacksonville Jaguars, Dallas Cowboys, Miami Dolphins and Buffalo Bills. Emanuel also guided defensive ends Ray Edwards (Minnesota Vikings and Atlanta Falcons), Rob Ninkovich (New Orleans Saints, Miami Dolphins and New England Patriots), Shaun Phillips (San Diego Chargers, Denver Broncos and Tennessee Titans) and Anthony Spencer (Dallas Cowboys).

All told, Emanuel has coached more than 20 players who have gone on to play in the NFL and has been part of 14 teams that played in bowl games, including nine at Purdue.

Emanuel was one of 26 coaches invited to participate in the NCAA's annual Expert Coaches Academy in 2007. He has had five internships/fellowships with NFL teams, including: Buffalo Bills (1992), Chicago Bears (1995), Cleveland Browns (1999), Arizona Cardinals (2000) and Oakland Raiders (2001).

Emanuel was a defensive line coach at Washington State University from 1994-96. In 1994, the Cougars ranked second in the NCAA in total defense (229.0 ypg.), third in scoring defense (12.1 ppg.) and third in rushing defense (73.8 ypg.). From 1991-93, he served in the same capacity at Syracuse University, helping the defense rank 11th and fifth in the NCAA in 1991 and 1992, respectively. Emanuel was an assistant coach at Dartmouth College from 1988-1991, the University of Massachusetts from 1986-88, West Chester University from 1985-86 and at Plymouth State University from 1981-84. He also served as Plymouth State's head basketball coach from 1983-85.

A native of New London, Conn., Emanuel attended Westchester Community College in Valhalla, N.Y., from 1976-78. He started at offensive guard both years, serving as team co-captain and earning First Team NCSA All-America honors as a freshman. He played in the 1977 Junior College Coastal Conference All-Star game. Emanuel then moved on to Plymouth State to earn a bachelor's degree in physical education in 1982 while playing football for two seasons.

In 2011, Emanuel was one of seven coaches invited to the NCAA's Champion Forum, which features a select group of football coaches who have been identified as potential candidates for head football coaching positions at NCAA colleges or universities.

Emanuel is married to his wife, Angela.

COACHING CAREER

1981	Plymouth State	Assistant Offensive Line
1982-1984	Plymouth State	Offensive Coordinator/Offensive Line
1985-1986	West Chester	Defensive Line
1986-1988	Massachusetts	Outside Linebackers
1988-1991	Dartmouth	Defensive Line
1991-1993	Syracuse	Defensive Line
1994-1996	Washington State	Defensive Line
1997-1999	Purdue	Defensive Tackles
2000-2002	Purdue	Defensive Ends
2003-2004	Purdue	Assistant Head Coach/Defensive Ends
2005-2006	San Francisco 49ers	Defensive Line
2007	San Jose State	Defensive Line
2008-2009	Rutgers	Defensive Line
2010	Purdue	Co-Defensive Coordinator/Defensive Line
2011	Purdue	Defensive Coordinator/Defensive Line
2012-2014	Indianapolis Colts	Defensive Line



ADMINISTRATION

COACHING STAFF

FOOTBALL OPERATIONS

BUSINESS OPERATIONS

PLAYERS

2013 SEASON IN REVIEW

COLTS HISTORY

RECORDS


COLTS IN THE COMMUNITY



JEFF FITZGERALD

Linebackers Coach

Joined Colts: 2012
Years In NFL: 21 years
College: Oregon State
Hometown: Burbank, CA



Jeff FitzGerald enters his third season as the linebackers coach for the Indianapolis Colts. The 2014 campaign will mark FitzGerald's 21st season coaching in the NFL ranks.

In 2013, FitzGerald led a group of linebackers that featured Jerrell Freeman, Pat Angerer and newcomers Kelvin Sheppard and Erik Walden. Freeman led the Colts in tackles (169) for the second consecutive season, while setting career highs in sacks (5.5), forced fumbles (six), fumble recoveries (two) and interceptions (two). His forced fumbles total tied him for third in the NFL and first among inside linebackers.

Angerer finished with 87 tackles on the season and one interception, while Sheppard added 62 tackles and 1.0 sack in 15 games played. Walden recorded 58 tackles, 3.0 sacks, one forced fumble and one fumble recovery in 15 starts.

In 2012, Colts linebackers accounted for three of the top five tacklers on the team, including Freeman (203), Kavell Conner (73) and Angerer (57). The linebackers also combined for 22.0 of the team's 32.0 sacks while adding five of the six recorded forced fumbles.

Another bright spot during the 2012 campaign was the emergence of Freeman. Following a three-year career in the Canadian Football League with the Saskatchewan Roughriders (2009-2011), Freeman joined the Colts in his first season and led the team with a franchise-record 203 tackles (116 solo) while adding 2.0 sacks, one interception returned for a touchdown, one forced fumble and two passes defended. He became the first undrafted NFL player to return an interception for a touchdown in his debut since 1987.

Prior to joining Indianapolis, FitzGerald spent the previous four seasons (2008-2011) as the linebackers coach of the Cincinnati Bengals. In 2011, the Bengals defense was among the best in the NFL, ranking seventh overall (316.3 ypg.), ninth in passing defense (211.6 ypg.), 10th against the run (104.7 ypg.) and ninth in points allowed (20.2 ppg.). FitzGerald coached linebacker Thomas Howard who led the team in tackles (120) in his first season with the club. In 2010, Cincinnati linebackers Dhani Jones, Keith Rivers and Rey Mauluga finished first, second and third on the team in tackles, respectively.

FitzGerald directed the Baltimore Ravens linebackers for four seasons (2004-07). In 2006, he became only the second linebackers coach in NFL history to have four of his players named to the Pro Bowl in the same season (Ray Lewis, Bart Scott, Terrell Suggs and Adalius Thomas). He also mentored linebackers for the Arizona Cardinals (2001-03) and Washington Redskins (1998-99).

FitzGerald started his NFL coaching career with the Tampa Bay Buccaneers, assisting with the defensive backs and special teams for four seasons (1990-93), while also working on the development of the advanced computer and video systems in use today.

Prior to entering the NFL, FitzGerald served as a graduate assistant coach at the University of Cincinnati (1985) and the University of Alabama (1986-87), where he earned a master's degree in education, before being promoted to a full-time assistant at Alabama (1988-89). He also served as a linebackers coach at San Diego State University from 1994-97.


FitzGerald is a native of Burbank, Calif., and played linebacker collegiately at Oregon State University before transferring to Cal State-Northridge. While attending Cal State-Northridge, he worked as an assistant coach at John Burroughs High School (1981-82) and Burbank High School (1983-84).

A professionally trained race car driver, FitzGerald enjoys spending his time off racing and instructing new drivers. FitzGerald has traveled extensively with many stops throughout Europe, Australia and Asia.



COACHING CAREER

1985	University of Cincinnati	Graduate Assistant
1986-1987	Alabama	Graduate Assistant
1988-1989	Alabama	Assistant Coach
1990-1993	Tampa Bay Buccaneers	Defensive Backs/Special Teams
1994-1997	San Diego State	Linebackers
1998-1999	Washington Redskins	Defensive Assistant/Linebackers
2000	Arizona Cardinals	Quality Control Coach
2001-2003	Arizona Cardinals	Linebackers
2004-2007	Baltimore Ravens	Linebackers
2008-2011	Cincinnati Bengals	Linebackers
2012-2014	Indianapolis Colts	Linebackers



JOE GILBERT

Offensive Line Coach

Joined Colts: 2012
Years In NFL: 3 years
College: Hamilton College
Hometown: Horseheads, NY

Joe Gilbert enters his second season as the offensive line coach for the Indianapolis Colts, following one year as assistant offensive line coach in 2012. Gilbert holds 28 years of coaching experience, which includes 25 years at the collegiate level.

Last season, Gilbert coached an offensive line that blocked for quarterback Andrew Luck to throw for 3,822 yards and 23 touchdowns, while only allowing 32.0 sacks on the year, which ranked sixth in the NFL and fourth in the AFC. Indianapolis rushed for 1,743 yards on the season, which was the highest total for the team since 2006.

Gilbert managed an offensive line that saw seven different starting lineups throughout the season. The Colts 2013 third-round draft pick Hugh Thornton was moved into the starting lineup beginning in Week 3 after veteran left guard Donald Thomas was placed on Injured Reserve. Jeff Linkenbach, Xavier Nixon and Joe Reitz also saw starting roles throughout the year due to injuries. Tackles Anthony Castonzo and Gosder Cherilus were mainstays on the line, as they both started all 16 games.

In 2012, Gilbert assisted with a Colts offensive line that provided time for Luck to set NFL rookie records for passing yards (4,374), attempts (627) and 300-yard passing games (six). The line also opened holes for a Colts rushing attack to generate 27.5 rushing attempts per game and 104.4 rushing yards per game, which is the most for Indianapolis dating back to 2007.

Gilbert helped groom an offensive line that featured three new starters, including center Samson Satele, right guard Mike McGlynn and right tackle Winston Justice. McGlynn and Castonzo both started all 16 regular season contests while Linkenbach (eight), Reitz (eight), A.Q. Shipley (five) and Seth Olsen (four) started games as well.

Gilbert joined the Colts following three seasons at the University of Illinois. He was the assistant head coach/offensive line coach from 2010-11 after joining the Illini as the team's offensive line coach in 2009. Gilbert guided an Illinois offensive line in 2010 that paved the way for school-records in total points and points per game, as well as running back Mikel Leshoure's school record 1,697 rushing yards. The Illini led the Big Ten and ranked 11th in the nation in rushing.

In 2009, Gilbert guided an offensive line that assisted the team in averaging over 200 yards rushing per game, which ranked second in the conference and 17th nationally. He tutored Second Team All-America selection, Jon Asamoah, who was the team MVP, becoming the first offensive lineman to earn the honor since 1976. Asamoah currently plays for the Atlanta Falcons. While at Illinois, Gilbert also tutored Jeff Allen who was selected in the second round of the 2012 NFL Draft by the Chiefs and has started 27-of-31 games over the last two seasons (2012-13).



ADMINISTRATION

COACHING STAFF

FOOTBALL OPERATIONS

BUSINESS OPERATIONS

PLAYERS

2013 SEASON IN REVIEW

COLTS HISTORY

RECORDS

COLTS IN THE COMMUNITY

Before coming to Illinois, Gilbert spent one season at the University of Houston (2008), where he led an offensive line that helped the team rank second in the nation in passing and total offense and 10th in scoring offense. The Cougars averaged 562 yards of total offense and 40 points per game as the line blocked for quarterback Case Keenum's 400 yards of total offense per game. Houston also featured 2008 All-Conference USA first-team selection, tackle Sebastian Vollmer who has spent the last five seasons with the New England Patriots.

Gilbert arrived in Houston after spending the 2007 campaign at the University of Toledo. He coached the tight ends in 2007, his second stint on the Rockets' coaching staff. Gilbert worked with the offensive line at Toledo from 2001-03 before leaving to take the offensive line coaching position at the University of Central Florida, where he spent three seasons (2004-06).

In 2006, UCF ranked 30th nationally in passing offense (233.7 ypg.) and 34th in total offense (373.2 ypg.). Golden Knights offensive lineman Kyle Smith earned honorable mention All-Conference USA accolades under Gilbert's tutelage. Gilbert's offensive line was one of Central Florida's most consistent units in 2005. The group helped pave the way for Conference USA Freshman of the Year Kevin Smith, who totaled 1,178 yards on the ground from his tailback position. Center Cedric Gagne-Marcoux garnered Conference USA All-Conference first-team recognition, while guard L.J. Anderson and tackle Patrick Brown (Minnesota Vikings) earned All-Freshman Team honors. Guard Josh Sitton was also a member of the offensive line in 2006 and is currently playing for the Green Bay Packers.

During his first stint at Toledo, Gilbert helped develop one of the nation's top offensive lines and also helped groom future New England Patriots starter Nick Kaczur. In 2001, Gilbert guided the Rocket offensive line to an outstanding season, helping pave the way for Mid-American Conference and Motor City Bowl championships. Toledo ranked 13th in the nation in total offense (444.5 ypg.), 16th in scoring offense (34.9 ppg.) and 17th in rushing offense (213.4 ypg.) that season. Gilbert's offensive line enjoyed a banner year in 2002 as the Rockets ranked fifth in the nation in total offense (472.2 ypg.), 11th in scoring (35.4 ppg.) and 16th in rushing (214.3 ypg.), while earning a second MAC West title and a repeat visit to the Motor City Bowl. Kaczur and center Chris Tuminello earned All-MAC first-team honors. In 2003, the Rockets ranked 11th in the country in total offense (462.7 ypg.) and sixth in passing efficiency (155.5). Kaczur made First Team All-MAC while fellow offensive tackle Erik Faasen earned second-team honors.

Gilbert also worked as a head coach at Mansfield University (Pa.) in 2000, and as an assistant coach at the University of Maine from 1994-99, including four years as offensive coordinator (1996-99). During his tenure with the Black Bears, Gilbert directed an offense that set 11 school and five NCAA I-AA records. Prior to coaching at Maine, Gilbert was the offensive line coach and recruiting coordinator at Northeastern University from 1991-93, and assistant line coach and recruiting coordinator at the University of Pennsylvania from 1989-1990. He started his career as a graduate assistant at the University of Albany from 1987-88.

Gilbert was a standout at Horseheads (N.Y.) High School where he earned All-Twin-Tier honors before attending Hamilton College in Clinton, N.Y. A four-year starter on the offensive line at Hamilton, Gilbert was a three-time all-conference selection, and in his senior season, became the first Hamilton player to earn First Team All-America honors.

A 1983 graduate of Horseheads High School, Gilbert earned a bachelor's degree in government at Hamilton in 1987. He and his wife, Cheryl, have a daughter, Madison, and three sons, Nicholas, Joseph and Timothy.

COACHING CAREER

Table with 3 columns: Year, Location, and Role. Rows include years from 1987-1988 to 2013-2014, locations like Albany, Pennsylvania, Northeastern, Maine, Mansfield (Pa.), Toledo, Central Florida, Houston, Illinois, Indianapolis Colts, and roles such as Graduate Assistant, Assistant Offensive Line/Recruiting Coordinator, Offensive Line, Offensive Coordinator, Head Coach, Tight Ends, and Assistant Head Coach/Offensive Line.



MIKE GILLHAMER

Secondary Coach

Joined Colts: 2012
Years In NFL: 14 years
College: Humboldt State
Hometown: Fresno, CA

Mike Gillhamer enters his third year as the secondary coach for the Indianapolis Colts. Gillhamer holds 35 years of coaching experience as 2014 marks his 14th season coaching in the NFL.

In 2013, Gillhamer led a secondary that contributed with 12 of the team's 15 total interceptions in addition to 54 passes defended. Cornerback Darius Butler led the team with four interceptions for the second consecutive season, bringing his total to eight from 2012-13, which led all AFC cornerbacks during that span. Cornerback Cassius Vaughn set a career-high with three interceptions, while Vontae Davis, Josh Gordy and Greg Toler each added one pick.

Safety Antoine Bethea topped the 100-tackle mark for the sixth consecutive season, ranking second on the team with 121 tackles. In his first year with the Colts, LaRon Landry finished the season with 87 tackles (59 solo), which ranked fourth on the team.

In his first season with the Colts, Gillhamer coached a secondary which assisted in tying a team record with four interceptions returned for touchdowns. Three cornerbacks, including Butler (Week 10), Davis (Week 17) and Vaughn (Week 14) earned AFC Defensive Player of the Week honors while Bethea garnered Ed Block Courage Award accolades. The secondary also combined for 10 of the team's 12 interceptions while collectively totaling 49 passes defended.

Davis and Vaughn were acquired by the Colts through trades prior to the start of the regular season. Davis notched 53 tackles, 1.0 sack, three interceptions and eight passes defended while tying a single-game career-high with two interceptions in Week 17 against Houston. Vaughn ranked fourth on the team with 70 stops while adding one interception and nine passes defended. He returned his lone interception for a touchdown in the team's victory in Week 14 against Tennessee. Butler, who was signed as a free agent in September, compiled 30 tackles while leading the team with four interceptions. He also contributed with eight passes defended, one forced fumble and one fumble recovery. Butler's four interceptions and two returned for touchdowns both set career highs. He also became the fourth Colts player since 1984 to record three-or-more takeaways in a single game during the team's Week 10 win at Jacksonville.

Possessing over three decades of coaching experience, Gillhamer made an immediate impact with the University of Illinois secondary prior to joining the Colts. The unit helped lead the school to a No. 4 national ranking in pass defense in 2011. His four starters in the secondary all ranked in the top nine on the team in tackles.

Prior to coaching at Illinois, Gillhamer spent seven seasons with the Carolina Panthers (2004-2010), working with the safeties and secondary unit. In his first season with Carolina in 2004, his tutelage played a role in the Panthers defense that led the NFL with a team-record 26 interceptions and ranked second in the league with 38 takeaways.

Before his time with the Panthers, Gillhamer was the defensive coordinator and safeties coach at the University of Louisville in 2003, and the secondary coach at the University of Oregon from 2001-02. He helped the Ducks to a Fiesta Bowl victory and a final No. 2 national ranking in 2001.

Gillhamer began his NFL coaching career as an offensive assistant with the New York Giants in 1997. He assisted with the running backs during his first three seasons before taking over as the running backs coach in 2000. The Giants advanced to the Super Bowl and ranked third in the NFC in rushing in 2000.

Gillhamer broke into coaching at the College of Sequoias in Visalia, Calif., from 1979-1983, overseeing the defensive line for one season before coaching the defensive backs for the remainder of his tenure. He was then the defensive backs coach at Weber State University in 1984, the University of Utah from 1985-89 and San Jose State University from 1990-93. Gillhamer moved to the University of Nevada from 1994-95, where he



ADMINISTRATION

COACHING STAFF

FOOTBALL OPERATIONS

BUSINESS OPERATIONS

PLAYERS

2013 SEASON IN REVIEW

COLTS HISTORY

RECORDS

COLTS IN THE COMMUNITY


handled the secondary in his first season and served as the defensive coordinator in 1995. He also worked as the secondary coach at Rutgers University in 1996. Gillhamer served as a guest assistant coach with the Ottawa Rough Riders of the Canadian Football League in 1988.

A native of Fresno, Calif., Gillhamer played defensive back at Carroll College (Mont.) in 1972, Wenatchee Junior College (Wash.) in 1973 and Humboldt State University (Calif.) from 1974-75, where he was named the team's most valuable defensive back as a senior. He also played baseball and ran track for the Lumberjacks. Gillhamer graduated with a degree in physical education from Humboldt State in 1976 and received his master's degree in special education in 1981.

Gillhamer has two daughters, Meagen and Taylor.

COACHING CAREER

1979	College of the Sequoias	Defensive Line
1980-1983	College of the Sequoias	Secondary
1984	Weber State	Secondary
1985-1989	Utah	Secondary
1990-1993	San Jose State	Secondary
1994	Nevada	Secondary
1995	Nevada	Defensive Coordinator
1996	Rutgers	Secondary
1997-1999	New York Giants	Offensive Assistant
2000	New York Giants	Running Backs
2001-2002	Oregon	Secondary
2003	Louisville	Defensive Coordinator/Safeties
2004-2008	Carolina Panthers	Safeties
2009-2010	Carolina Panthers	Secondary
2011	Illinois	Secondary
2012-2014	Indianapolis Colts	Secondary



FRANK GIUFRE

Offensive Quality Control Coach

Joined Colts: 2012
Years In NFL: 3 years
College: Syracuse
Hometown: Canastota, NY



Frank Giufre enters his third season as the offensive quality control coach for the Indianapolis Colts. Giufre is in his 14th year of coaching, which includes 11 seasons in college football.

Last season, Giufre helped coach an offense that averaged 341.8 yards per game, including 232.8 passing and 108.9 rushing. The Colts 1,743 total rushing yards were the most for the team since the 2006 campaign. Indianapolis set franchise records for fewest turnovers (14) and fumbles lost (four) and became the first team in the NFL to finish a season with the least amount of turnovers and penalties since the 2002 Kansas City Chiefs. The Colts notched 35 10-play drives in 2013, which tied for second in the NFL. Indianapolis also only allowed 32 sacks for the year, which ranked sixth in the NFL and fourth in the AFC.

In 2012, Giufre assisted with a Colts offensive unit that averaged 362.4 net yards per game. Indianapolis also rushed for 104.4 yards per game, which is the most for the team since the 2007 campaign. The Colts averaged 8.9 plays per scoring drive, which ranked first in the NFL and completed 65 passes of 20 yards or more, which ranked third in the league. Giufre also coached a rookie class that generated 3,108 total offensive yards, which is the most by a team's rookie class since the 1970 NFL merger. The Colts joined the Washington Redskins in 2012 as the first teams to make the playoffs with rookies leading in both passing and rushing yards since the 1943 New York Giants.

Prior to joining the Colts, Giufre spent five seasons as the run game coordinator, offensive line coach and tight ends coach at the University of Maine (2007-2011).



While at Maine, Giufre coached five offensive linemen who earned All-Colonial Athletic Association honors. In each of his first three seasons, the offensive line ranked in the top 18 nationally in fewest sacks allowed. Maine also finished in the CAA top four in rushing in each of Giufre's first two seasons, including paving the way for running back Jhamal Fluellen to rush for 1,052 yards in 2007.

Prior to coaching at Maine, Giufre spent the previous three seasons as the offensive line coach at Sacred Heart University (2004-06). In 2004, Sacred Heart led the Northeast Conference in fewest quarterback sacks allowed with 13.0. Giufre's offensive line cleared the way for running back Ed Pricolo to earn NCAA FCS All-America honors in 2004 and 2005.

Giufre started his collegiate coaching career as a graduate assistant at the University of Miami (Fla.) (2001-03), working with the offensive and defensive lines and the tight ends. During his time with Miami, the Hurricanes won the 2001 National Championship with a 37-14 victory over Nebraska in the Rose Bowl and defeated Florida State in the 2004 Orange Bowl.

Giufre started his coaching career at Christian Brothers Academy High School in Syracuse, N.Y., where he coached the offensive line during the 2000 season.

Giufre was a two-year letterman as a guard and center at Syracuse University. He made five bowl appearances with the Orange, suiting up for the Music City Bowl, Orange Bowl, Fiesta Bowl, Liberty Bowl and Gator Bowl. He earned his bachelor's degree in health and exercise science.

Giufre and his wife, Jessica, have two sons, James and Dominic.

COACHING CAREER

2001-2003	University of Miami (Fla.)	Graduate Assistant
2004-2006	Sacred Heart	Offensive Line
2007-2011	Maine	Run Game Coordinator/Offensive Line/Tight Ends
2012-2014	Indianapolis Colts	Offensive Quality Control



RICHARD HOWELL

Assistant Strength and Conditioning Coach

Joined Colts: 2000
Years In NFL: 15 years
College: Davidson
Hometown: Bladenboro, NC

Richard Howell is in his 15th season as assistant strength and conditioning coach of the Indianapolis Colts.

Howell is responsible for assisting head strength and conditioning coach Roger Marandino in all aspects of the club's conditioning program. While with the Colts, Howell has also assisted in coordinating player development programs (2009-2011), one of which was honored by the NFL in 2009 as the league's Outstanding Financial Education Program.

In 2012, in conjunction with Marandino, Howell aided in installing a new strength and conditioning program, which assisted the Colts to an 11-5 record and an AFC Wild Card playoff berth. It marked the 11th season Indianapolis reached the playoffs during Howell's tenure on staff.

Howell previously served as a graduate assistant at the University of North Carolina in the strength and conditioning department (1998-99) and was the head strength and conditioning coach for the Barcelona Dragons of NFL Europe in 1999.

Howell started his coaching career as an assistant coach at Davidson College from 1994-98 and spent the summer of 1997 as an intern in the Carolina Panthers scouting department.

Howell was a quarterback at Davidson (1990-93) and was the team captain as a senior. Upon graduation, he



held five school records and finished his senior season ranked fourth nationally in scoring for Division I-AA football. Howell played one season for Akersberga in a Sweden league. He holds a bachelor's degree in biology from Davidson.

Howell is a certified strength and conditioning specialist by the National Strength and Conditioning Association. He is married and has three children.

COACHING CAREER

1994-1998	Davidson	Assistant Coach
1998-1999	North Carolina	Graduate Assistant
1999	Barcelona Dragons	Strength and Conditioning Coach
2000-2014	Indianapolis Colts	Assistant Strength and Conditioning



HAL HUNTER

Assistant Offensive Line Coach

Joined Colts: 2013
Years In NFL: 9 years
College: Northwestern
Hometown: Canonsburg, PA

Hal Hunter enters his second season with the Indianapolis Colts as assistant offensive line coach. Hunter holds over 30 years of coaching experience and joined the Colts following seven seasons with the San Diego Chargers (2006-2012).

Last season, Hunter assisted an offensive line that blocked for quarterback Andrew Luck to throw for 3,822 yards and 23 touchdowns, while only allowing 32.0 sacks on the year, which ranked sixth in the NFL and fourth in the AFC. Indianapolis rushed for 1,743 yards on the season, which was the highest total for the team since 2006.

Hunter also helped manage an offensive line that saw seven different starting lineups throughout the season. The Colts 2013 third-round draft pick Hugh Thornton was moved into the starting lineup beginning in Week 3 after veteran left guard Donald Thomas was placed on Injured Reserve. Jeff Linkenbach, Xavier Nixon and Joe Reitz also saw starting roles throughout the year due to injuries. Tackles Anthony Castonzo and Gosder Cherilus were mainstays on the line, as they both started all 16 games.

In 2012, Hunter served as San Diego's offensive coordinator/offensive line coach following five years as the offensive line coach and one season as assistant offensive line coach. In 2012, his offense featured quarterback Philip Rivers who threw for 3,606 yards and 26 touchdowns, marking his fifth consecutive season with 3,500-plus passing yards. Wide receiver Malcom Floyd also established his second-best receiving total for a single season with 814 yards while contributing with five touchdowns.

Under Hunter's guidance, the Chargers offensive line garnered eight Pro Bowl selections, while blocking for three Pro Bowl running backs. From 2006-2012, the Chargers averaged 1,843 rushing yards per season and scored a total of 119 rushing touchdowns, which ranks second in the NFL during that span. In addition, the line ranked ninth in sacks allowed during that time frame.

Prior to joining the Chargers, Hunter spent 24 years coaching at the collegiate level, including a four-year stint at the University of North Carolina as the offensive line coach (2002-05). He also spent two seasons at Indiana University as the school's offensive coordinator (2000-01). With the Hoosiers, Hunter coached Big Ten Player of the Year Antwaan Randle El who posted 1,783 passing yards, 1,270 rushing yards and 23 combined touchdowns in 2000.

Hunter coached at Louisiana State University where he served as assistant head coach and interim head coach in 1999 following four seasons as the school's offensive line coach. His other collegiate coaching stops include Vanderbilt University (1991-94), the University of Akron (1987-1990), Indiana University of Pennsylvania (1986), Columbia University (1985), the University of Pittsburgh (1983-84) and the College of William & Mary (1982).




Hunter was born in Canonsburg, Pa., and was a standout in football and wrestling at Belle Vernon (Pa.) High School. He became a Dean's List student at Northwestern University and graduated with honors, earning a degree in communications and economics. Hunter's football career with the Wildcats ended prematurely in 1978 due to injury, but he remained with the team, working with the offensive line and serving as the assistant strength coach.

Hunter and his wife, Tracy, have two sons, Hal T. and Andrew. His father (Hal Sr.) was the offensive line coach for the Colts from 1982-84 and also served as the team's interim head coach for the regular season finale of the 1984 season.

COACHING CAREER

1982	William & Mary	Outside Linebackers/Strength Coach
1983-1984	Pittsburgh	Offensive Line
1985	Columbia	Offensive Line
1986	Indiana (Pa.)	Offensive Line
1987-1990	Akron	Offensive Line
1991-1993	Vanderbilt	Offensive Tackles/Tight Ends
1994	Vanderbilt	Offensive Line
1995-1998	Louisiana State	Offensive Line
1999	Louisiana State	Assistant Head Coach/Interim Head Coach
2000-2001	Indiana	Offensive Coordinator
2002-2005	North Carolina	Offensive Line
2006	San Diego Chargers	Assistant Offensive Line
2007-2011	San Diego Chargers	Offensive Line
2012	San Diego Chargers	Offensive Coordinator/Offensive Line
2013-2014	Indianapolis Colts	Assistant Offensive Line



ROGER MARANDINO

Strength and Conditioning Coach

Joined Colts: 2012
Years In NFL: 4 years
College: Kean University (undergraduate), Connecticut (graduate)
Hometown: Vineland, NJ

Roger Marandino enters his third season as the strength and conditioning coach of the Indianapolis Colts.

In 2012, Marandino installed a new strength and conditioning program, which helped assist the team to back-to-back 11-5 records and playoff berths, including the AFC South Division Title in 2013. Marandino, who holds 22 years of experience in the field, came to Indianapolis from the Philadelphia Eagles, where he served as the team's assistant strength and conditioning coach for the 2011 season.

From 1995-2011, Marandino served as the director of strength and conditioning for Brown University, which holds the third-largest athletic program in the country. He was responsible for developing and implementing all components of the school's classic Olympic-style program with an emphasis on proper training and technique.

Marandino also holds two years of experience as the graduate assistant strength and conditioning coach at the University of Connecticut from 1993-95. His focus was mainly on the school's football, men's and women's basketball, men's soccer and baseball teams. During his stay, Marandino was a Health, Fitness and Weight Training Instructor at UConn for the Department of Exercise, Sport and Leisure. He instructed undergraduate and graduate students during a 16-week credit course that included nutrition, cardiovascular, weight training and fundamental principles of health and wellness.

Following his graduation from Kean University of New Jersey, Marandino held a strength and conditioning internship at the University of Pacific in Stockton, Calif. He also earned his master's degree from UConn with a concentration on biomechanics and motor control.




In 2000, Marandino was named the National Strength and Conditioning Association Collegiate Strength and Conditioning Professional of the Year. He holds a Collegiate Strength and Conditioning Coaches Association CSSS Certification as well as being a certified strength and conditioning specialist by the NSCA. Marandino also holds the Master Strength Coach Distinction, which he was honored with in May of 2012 from the Collegiate Strength and Conditioning Association. He has also been an NSCA National Conference speaker, giving 10 presentations at NSCA conferences.

A former drug-free power lifting competitor, Marandino has won three national championships.

Marandino and his wife, Caroline, have two daughters, Annabella and Susanna. He is a native of Vineland, N.J.

COACHING CAREER

1993-1995	Connecticut	Graduate Assistant Strength and Conditioning
1995-2011	Brown	Director of Strength and Conditioning
2011	Philadelphia Eagles	Assistant Strength and Conditioning
2012-2014	Indianapolis Colts	Strength and Conditioning



ALFREDO ROBERTS

Tight Ends Coach

Joined Colts:	2012
Years In NFL:	12 years
College:	Miami (Fla.)
Hometown:	Ft. Lauderdale, FL

Alfredo Roberts enters his third year as tight ends coach for the Indianapolis Colts. In his first two seasons, Roberts was tasked with grooming 2012 draft selections Coby Fleener (second round) and Dwayne Allen (third round).

In 2013, Fleener registered career highs in receptions (52), receiving yards (608) and touchdowns (four). He also posted his first career 100-yard receiving game in Week 10 at Tennessee after catching eight passes for 107 yards. Allen started only one game in 2013 before being placed on Injured Reserve on September 19. Jack Doyle and Weslye Saunders also made several starts throughout the season following Allen's injury.

In 2012, Colts tight ends combined to total 74 receptions for 825 yards and five touchdowns.

Allen started all 16 games in his first season and led NFL rookie tight ends with 45 receptions for 521 yards. His reception total also set a new franchise record for a Colts rookie tight end, topping Ken Dilger's previous high of 42 in 1995. Fleener competed in 12 games (10 starts) and compiled 26 receptions for 281 yards and two touchdowns. His reception and receiving totals were the fifth-most by a Colts rookie tight end in franchise history.

Prior to joining the Colts, Roberts spent the 2009-2011 seasons in the same position with the Tampa Bay Buccaneers.

In 2011, under Roberts' watch, tight end Kellen Winslow led the Buccaneers in receptions (75) and finished second on the team in receiving yards (763), while extending his streak of consecutive games with at least one reception to 92.

In his first season in Tampa Bay (2009), Roberts helped Winslow put together one of the best seasons by a tight end in team history. Winslow finished first on the team in receptions (77) and receiving yards (884), both setting single-season records for a tight end. He also led the team with five receiving touchdowns, matching his single-season career-high while tying for the fourth-most in a single season among Buccaneer tight ends.

Prior to joining the Buccaneers, Roberts spent two seasons with the Cleveland Browns (2007-08) coaching Steve Heiden and Winslow. Winslow recorded 125 receptions for 1,534 yards and eight touchdowns from 2007-08. In 2007, he was one of the most dominating tight ends in the game, setting a career-high with 1,106 yards and five touchdowns. Winslow was named to his first Pro Bowl that season and ranked third among NFL tight ends with his 82 receptions and 1,106 yards.



Roberts served as the tight ends coach for the Jacksonville Jaguars from 2003-06 and worked with veteran tight ends Kyle Brady, Brian Jones and Todd Yoder. He also tutored promising young tight ends George Wrihster (39 receptions for 353 yards in 2006) and the Jaguars first-round selection Mercedes Lewis (13 receptions for 126 yards in 2006).

Prior to joining the Jaguars staff, Roberts was a member of the inaugural coaching staff at Florida Atlantic University from 1999-2002. He served as wide receivers coach for his final two seasons at Florida Atlantic before leaving for the NFL.

Roberts graduated from the University of Miami (Fla.) (1983-87), where he was a member of two national championship teams. The first was under Howard Schnellenberger in 1983, which was the school's first championship, and the second came under Jimmy Johnson in 1987. Roberts played on five bowl teams for the Hurricanes, including two Orange Bowls, two Fiesta Bowls and one Sugar Bowl.

Roberts was an eighth-round pick by the Kansas City Chiefs in the 1988 NFL Draft and spent three seasons with the team. In 1991, he joined the Dallas Cowboys and was part of two Super Bowl championship teams under the guidance of Jimmy Johnson, in 1992 and 1993. Roberts played in every game for five consecutive seasons until his career ended in 1994 following foot and knee injuries.

Roberts and his wife, Angel, have twin sons, Avery and Austin, and one daughter, Alyssa.

COACHING CAREER

1999-2000	Florida Atlantic	Assistant Coach
2001-2002	Florida Atlantic	Wide Receivers
2003-2006	Jacksonville Jaguars	Tight Ends
2007-2008	Cleveland Browns	Tight Ends
2009-2011	Tampa Bay Buccaneers	Tight Ends
2012-2014	Indianapolis Colts	Tight Ends



DAVID WALKER

Running Backs Coach

Joined Colts:	2011
Years In NFL:	4 years
College:	Syracuse
Hometown:	Rochester, NY

David Walker enters his fourth season with the Colts as the team's running backs coach. Walker holds 20 years of coaching experience, including 16 years in the collegiate ranks.

In 2013, the Colts rushed for 1,743 yards, their highest total since 2006. Walker was tasked with leading four different starting running backs after Vick Ballard and Ahmad Bradshaw were both placed on Injured Reserve early in the year. After the Colts acquired Trent Richardson in a midseason trade with the Cleveland Browns, he finished the year with 458 rushing yards and three touchdowns to go along with 28 receptions for 265 yards and one touchdown. Donald Brown led the team with 102 rushing attempts for 537 yards and a career-high six touchdowns. His 5.3-yard rushing average was the highest mark for a Colts player since 1961. Brown also posted career highs with 27 receptions for 214 yards and two touchdowns.

In 2012, Walker headed a running back unit which averaged 27.5 rushing attempts and 104.4 rushing yards per game, the most for the team since the 2007 season. He also groomed Ballard, who ranked second in the AFC and fifth in the NFL among rookies in rushing yards (814) and ranked sixth in franchise history for the most rushing attempts (211) and rushing yards by a rookie. Ballard notched his first 100-yard rushing performance (105) in Week 15 at Houston, making him the first Colts player to rush for over 100 yards since Dec. 24, 2006. Walker also guided the likes of Brown, who totaled 108 carries for 417 yards and one touchdown before being placed on Injured Reserve, and Delone Carter, who tallied 32 carries for 122 yards and three touchdowns in his second season.



ADMINISTRATION

COACHING STAFF

FOOTBALL OPERATIONS

BUSINESS OPERATIONS

PLAYERS

2013 SEASON IN REVIEW

COLTS HISTORY

RECORDS

COLTS IN THE COMMUNITY

In 2011, Walker helped the Indianapolis backfield put together a solid campaign as the group gained 1,594 rushing yards, which was the most since 2007 prior to the team's total in 2012. On the season, the Colts averaged 4.17 yards per carry, the most for Indianapolis since 2004. Walker helped Brown set career highs in rushing yards (645) and rushing touchdowns (five). Brown also set his single-game career-high by gaining 161 rushing yards in a Week 15 meeting against Tennessee.

Prior to joining the Colts, Walker spent six seasons as the running backs coach at the University of Pittsburgh (2005-2010). In 2010, running backs Dion Lewis and Ray Graham combined for 1,983 rushing yards and 21 touchdowns and both finished in the top 60 among national rushing leaders. During the 2009 season, Walker tutored Lewis as he rushed for 1,799 yards and 17 touchdowns while earning Big East Offensive Player of the Year and Rookie of the Year honors. From 2007-08, Walker tutored future Philadelphia Eagles running back LeSean McCoy, who rushed for 2,816 yards and 36 touchdowns. McCoy was a unanimous All-Big East choice and was selected as Big East Offensive Player of the Year in 2008.

From 1995-2004, Walker served as the running backs coach at Syracuse University, where he oversaw a school-record four consecutive 1,000-yard rushers (2000-03). He coached three of Syracuse's top seven all-time leading rushers, including Walter Reyes (3,424 yards), the school's second all-time leading rusher.

In his collegiate coaching career, Walker worked with eight players who went on to play in the NFL. He started his coaching career in 1994 at Miami's Carol City High School.

Walker played running back at Syracuse, earning All-Big East honors twice. In 1992, he was a team captain as Syracuse finished sixth in the nation and beat Colorado in the Fiesta Bowl. He finished with 2,643 rushing yards, then the fourth-most in school history, ahead of former Heisman Trophy winner Ernie Davis and NFL Hall of Famer Jim Brown. Walker holds a bachelor's degree in physical education.

Walker was born in Rochester, N.Y. He and his wife, Marilyn, have two sons, Jalen and Jordan.

COACHING CAREER

1994	Carol City High School	Assistant Coach
1995-2004	Syracuse	Running Backs
2005-2010	University of Pittsburgh	Running Backs
2011-2014	Indianapolis Colts	Running Backs



BRAD WHITE

Assistant Linebackers Coach

Joined Colts: 2012
Years In NFL: 3 years
College: Wake Forest
Hometown: Portsmouth, RI

Brad White enters his third season with the Indianapolis Colts and first as assistant linebackers coach. He previously served two seasons (2012-13) as the defensive quality control coach.

In 2013, White helped coach a defense that ranked fourth in the AFC in points allowed (21.0), tied for fifth in sacks (42.0) and eighth in interceptions (15). Outside linebacker Robert Mathis led the NFL in sacks (19.5) and forced fumbles (eight), while inside linebacker Jerrell Freeman tied for third in the league with six forced fumbles. Cornerback Darius Butler posted a team-leading four interceptions for the second straight year and leads all AFC cornerbacks over the last two seasons (2012-13) with eight interceptions.

In 2012, White assisted a defense that registered 32.0 sacks, 12 interceptions and allowed a 38.1 third down conversion percentage, which ranked eighth in the AFC. The Colts defense returned four interceptions for touchdowns, which was tied for the most in a single season in franchise history.

White helped the development of 19 different starters on the defensive side of the ball, including Freeman who joined the team from the Canadian Football League during the offseason and set a franchise record for tackles in a season (203).



White joined the Colts after spending two seasons as the inside linebackers coach at the Air Force Academy (2010-11).

While at Air Force, White was instrumental in the development of linebackers Jordan Waiwai and Brady Amack, who were each first-year starters in 2010. Waiwai led the team in tackles with 96 in 2010, while Amack led the team with 136 in 2011.

Prior to coaching at the Air Force Academy, White spent the 2009 season as the safeties coach at Murray State University. He started his coaching career at Wake Forest University, where he was a defensive graduate assistant for the 2007-08 seasons.

A graduate of Wake Forest, White started at linebacker for the Demon Deacons from 2002-04. He finished his playing career with 227 tackles, 19.0 tackles for loss, 4.0 sacks and eight passes defended, while starting 34-of-35 games played. White was a three-time Academic All-Atlantic Coast Conference selection and was named to the 2004 CoSIDA Academic All-District III team. He graduated from Wake Forest with a bachelor's degree in analytical finance and a master's degree in accounting.

White and his wife, Kate, have two children, Julia and Lincoln.

COACHING CAREER

2007-2008	Wake Forest	Defensive Graduate Assistant
2009	Murray State	Safeties
2010-2011	Air Force Academy	Inside Linebackers
2012-2013	Indianapolis Colts	Defensive Quality Control
2014	Indianapolis Colts	Assistant Linebackers



CHARLIE WILLIAMS

Wide Receivers Coach

Joined Colts:	2012
Years In NFL:	9 years
College:	Colorado State
Hometown:	Long Beach, CA

Charlie Williams enters his 29th year of coaching and his third as the wide receivers coach of the Indianapolis Colts.

In 2013, Williams coached a group of receivers led by Reggie Wayne and T.Y. Hilton. Hilton led the Colts with 82 receptions for 1,083 yards and five touchdowns, claiming his first career 1,000-yard season. In the AFC Wild Card game against Kansas City, Hilton set a franchise record and tied for the second-most catches in a single game in NFL postseason history with 13, while his 224 receiving yards also set a team record and ranked as the third-most in NFL history. Wayne recorded 38 catches for 503 yards and two touchdowns for the year before suffering a season-ending injury in Week 7 against Denver.

Following Wayne's injury, wide receivers LaVon Brazill, Da'Rick Rogers and Griff Whalen were thrust into more prominent roles on the offense. Brazill and Rogers each scored two touchdowns in Week 14 at Cincinnati, while Brazill added an additional multi-touchdown game in the AFC Divisional playoff game at New England. Whalen capped the year with 24 receptions for 259 yards and two touchdowns, while adding seven catches for 93 yards in the postseason.

Williams' experience was imperative in guiding the 2012 Colts receivers who contributed with 231 receptions for 3,211 yards and 16 touchdowns. Wayne totaled 106 receptions for 1,355 yards, which were both the second-highest totals for a single season in his NFL career. He also added five touchdowns en route to his sixth career Pro Bowl selection. Wayne posted his sixth season with at least 1,200 receiving yards, which ties him for the third-most all-time as he became the third active player and 14th in NFL history to reach 13,000 receiving yards for his career. He registered a career-best 212 receiving yards in the team's Week 5 victory against Green Bay en route to his eighth 1,000-yard receiving season, which ties him with Marvin Harrison for the most in franchise history. Wayne became one-of-six players in NFL history to tally four 100-catch seasons as he set a



new NFL record for consecutive games with three-or-more receptions (64). Following the team's AFC Wild Card playoff loss to the Baltimore Ravens, Wayne moved into second place in NFL postseason history with 92 career receptions and fourth in postseason receiving yards with 1,242.

Williams also directed Donnie Avery in 2012, who set single-season career highs in receptions (60), receiving yards (781) and 100-yard games (two). Avery also tied a single-game career-high with two touchdowns in the team's Week 13 win at Detroit. Hilton ranked first among NFL rookies in receiving touchdowns (seven) and 100-yard games (five). He was also second in receiving yards (861) and tied for fourth in receptions (50). Hilton's five 100-yard receiving outings were the most by a Colts rookie in franchise history as he finished with the second-most receiving yards and tied for the third-most receiving touchdowns by a rookie in team history.

Williams came to Indianapolis after spending the previous five seasons (2007-2011) as the wide receivers coach at the University of North Carolina. While in Chapel Hill, Williams was responsible for the development of 2008 First Team All-Atlantic Coast Conference wide receiver Hakeem Nicks, who finished his three-year Carolina career with 14 school records. Nicks set school records for career and single-season receiving yardage and after a remarkable 217-yard performance in the Meineke Car Care Bowl, declared for the NFL Draft where he was selected in the first round (29th overall) by the New York Giants. In 2008, all three of Williams' starting wide receivers were selected in the NFL Draft, including Nicks, Brandon Tate and Brooks Foster.

Prior to North Carolina, Williams spent three seasons (2004-06) coaching wide receivers at the University of Arizona. With the Wildcats, Williams developed Syndric Steptoe into a big-play threat. Steptoe was the Wildcats' leading receiver in 2006 with 55 receptions for 568 yards. Mike Thomas, Arizona's second-leading receiver in 2006 with 50 catches, set the freshman school record with 52 receptions in 2005.

Williams also spent one season at the University of South Carolina (2003), where he helped develop Troy Williamson into a 2005 first-round NFL draft pick of the Minnesota Vikings.

Williams earned his first NFL coaching experience, guiding wide receivers for the Tampa Bay Buccaneers (1996-2001), under Head Coach Tony Dungy. He helped tutor receivers such as Keyshawn Johnson, Reidel Anthony and Jacques Green. Johnson was chosen to play in three Pro Bowls while Williams was his position coach. The 2000 and 2001 Tampa Bay offenses set several franchise offensive records and the team advanced to the playoffs four times during his tenure.

Prior to his first NFL stint, Williams was the wide receivers coach for three seasons at the University of Miami (Fla.) (1993-95). In 1993 and 1994, Williams coached Chris T. Jones, who led the Hurricanes in receiving both years and had a total of 90 catches for 1,462 yards. The 1993 Hurricanes (9-3) played Arizona in the Fiesta Bowl and Jones led Miami with six catches for 98 yards. Williams was part of the 1994 Miami staff that led the Hurricanes to a 10-2 finish and played Nebraska in the Orange Bowl.

A native of Long Beach, Calif., Williams began his coaching career at Long Beach City College in 1984. He worked two years at New Mexico State University (1986-87), four seasons at Texas Christian University (1988-1991) and one year at the University of Minnesota (1992) before joining the Miami program.

Williams played two years as a defensive back at Colorado State University (1978-79). He and his wife Lisa, have two daughters, Sydney and Jada, and a son, Gregory.

COACHING CAREER

1984	Long Beach City College	Defensive Backs
1986-1987	New Mexico State	Running Backs
1988-1991	TCU	Wide Receivers/Running Backs
1992	Minnesota	Wide Receivers
1993-1995	University of Miami (Fla.)	Wide Receivers
1996-2001	Tampa Bay Buccaneers	Wide Receivers
2003	South Carolina	Wide Receivers
2004-2006	Arizona	Wide Receivers
2007-2011	North Carolina	Wide Receivers
2012-2014	Indianapolis Colts	Wide Receivers



FOOTBALL OPERATIONS



JIMMY RAYE III

Vice President of Football Operations

Jimmy Raye III enters his second season as the team's vice president of football operations. The 2014 campaign will mark Raye's 20th season in the NFL, including 17 with the San Diego Chargers. He served as San Diego's director of player personnel from 2008-2012, overseeing the team's professional and college scouting departments while assisting on player personnel matters. Raye joined the Chargers in 1996 and spent four seasons (1996-99) as a scout. He was then elevated to the team's director of college scouting, spending eight seasons in that role (2000-07). Raye's NFL career started with the Kansas City Chiefs as the team's offensive quality control coach in 1995. Prior to his time in the NFL, Raye spent the 1994 season as a wide receivers coach at Irvine (Calif.) High School and worked for the Amsterdam Admirals of the World League in April of 1995. A former wide receiver at San Diego State (1986-1990), Raye earned a degree in public administration. He left the university tied for eighth on the school's all-time receiving list with 111 catches. In 1991, Raye signed with the Los Angeles Rams and spent the entire campaign on the team's roster. He then went on to training camps with the Chargers (1992) and Houston Oilers (1993).

Raye's success and emergence as a top football mind in the NFL has not gone unnoticed, as he has been recognized throughout his career by receiving invitations to attend the 2003 NFL Stanford Executive Education program in its inaugural year at Stanford Business School and again in 2013 at the NFL Career Symposium at Wharton Business School. Raye was also honored with the 2014 Fritz Pollard Alliance "Salute to Excellence" Award, recognizing those who display outstanding performance through the year on the field and in the front office of the National Football League.

Born in Fayetteville, N.C., Raye's family moved to Irvine, Calif. where he became an all-league quarterback and defensive back at Irvine High School. He also played basketball and ran track. Raye's father, Jimmy Raye II, played for the Philadelphia Eagles in 1969 and is currently a senior advisor to Troy Vincent who is the executive vice president of football operations for the NFL.



MIKE BLUEM

Director of Football Administration

Mike Bluem enters his third season with the Indianapolis Colts as the team's director of football administration and his 20th year in the NFL. Bluem's primary responsibilities include negotiating player contracts as well as managing the salary cap and player budgets. He is also responsible for keeping the club in compliance with the Collective Bargaining Agreement and NFL player personnel rules. He has been a member of the NFL Management Council Club Services Committee since 2004. Prior to joining the Colts, Bluem spent 17 seasons with the Denver Broncos beginning in 1994 as an intern in college scouting. He served as the college scouting assistant before being named coordinator of college scouting operations in 2000. Bluem took on additional responsibilities with the salary cap in 2001 when he was named coordinator of football administration, a position he held until 2005 when he was then promoted to director of football administration. A native of Lewisville, Texas, Bluem earned his bachelor's degree in sports management from Liberty University in 1995. He resides in Carmel, Ind. with his wife, Shelley, and their eight-year-old twins, Zackary and Kylie.

ADMINISTRATION

COACHING
STAFF

FOOTBALL
OPERATIONS

BUSINESS
OPERATIONS

PLAYERS

2013 SEASON
IN REVIEW

COLTS
HISTORY

RECORDS

COLTS IN THE
COMMUNITY



T.J. McCREIGHT

Director of College Scouting

T.J. McCreight enters his third season with the Colts as the team's director of college scouting. He joined the club in 2012 following three seasons (2009-2011) with the Arizona Cardinals where he served as the director of pro personnel. In addition to leading the pro personnel department, he assisted in pro scouting, advance scouting of opponents and unrestricted free agency. Prior to starting in Arizona in March of 2009, McCreight was with the Cleveland Browns for four years (2005-08), including the final two seasons as the director of player personnel. He started his scouting career with the Baltimore Ravens where he spent eight seasons (1997-2004) as the team's national scout (2003-04) and east coast area scout (1997-2002). McCreight graduated from Liberty University where he competed as a tight end. He began his coaching career as the receivers coach at Oberlin College in 1993 and then worked four seasons as the defensive line coach at Delaware State University. During the 2013 offseason, McCreight attended the NFL career symposium at Wharton Business School. T.J. and his wife, Linda, have one son, Matthew, and one daughter, Maggie.



KEVIN ROGERS

Director of Pro Personnel


Kevin Rogers is in his 14th season with the Colts and his first as director of pro personnel. Rogers was promoted to the position after serving as the associate director of pro personnel from 2010-13. He initially joined the Colts as an operations intern during the team's 2001 training camp. Rogers was a scouting assistant from 2001-05 and a pro scout from 2006-09. He graduated from Villanova University in 2001 with a bachelor's degree in finance and was a quarterback on the Wildcats football team. His father, Kevin Rogers Sr., is currently the offensive coordinator at the College of William & Mary. Rogers was born on February 3, 1979 in Columbus, Ohio and is married to the former Danielle Klinger of McVeytown, Pa. They reside in Carmel, Ind. with their children, Grady, Lucille and Nolan.



ANDREW BERRY

Pro Scouting Coordinator

Andrew Berry is in his sixth season with the Colts and his third as the team's pro scouting coordinator. He spent his first two years with the club as a scouting assistant before being elevated to pro scout in 2011. Berry was a four-year starter, a three-time First Team All-Ivy League selection and a two-time All-America choice at cornerback for Harvard University. He graduated Phi Beta Kappa and cum laude with a bachelor's degree in economics and a master's degree in computer science in four years. Berry resides with his wife, Brittan, in Carmel, Ind.



JON SHAW

Pro Scout/Special Projects

Jon Shaw enters his ninth season with the Colts and his third as a pro scout. He was promoted to the pro scout/special projects title following the 2013 campaign. In addition to his pro scouting responsibilities, Shaw will scout other professional football leagues and sports, both nationally and internationally. He spent six seasons (2006-2011) as the team's scouting assistant, prior to being elevated to his current role in May of 2012. In 2006, Shaw earned his start with the team as the football operations intern. In 2011, he also served as a defensive assistant along with his scouting responsibilities. Shaw was a four-year starter at defensive back for St. Lawrence University, lettered in lacrosse and graduated with a major in biology and a minor in sport studies. He is a native of Buffalo, N.Y. and resides in Carmel, Ind.

ADMINISTRATION

COACHING
STAFF

FOOTBALL
OPERATIONS

BUSINESS
OPERATIONS

PLAYERS

2013 SEASON
IN REVIEW

COLTS
HISTORY

RECORDS

COLTS IN THE
COMMUNITY



ADMINISTRATION

COACHING STAFF

FOOTBALL OPERATIONS

BUSINESS OPERATIONS

PLAYERS

2013 SEASON IN REVIEW

COLTS HISTORY

RECORDS

COLTS IN THE COMMUNITY



TODD VASVARI

Assistant Director of College Scouting

Todd Vasvari enters his 17th season with the Indianapolis Colts and his third as the club's assistant director of college scouting. In six previous seasons (2006-2011), Vasvari served as the team's eastern regional scout following a stint as the team's area scout. He worked as an area scout with the Carolina Panthers (1995-97) prior to joining the Colts and played tight end and earned a bachelor's degree in economics from Bloomsburg University in 1991. Vasvari worked three training camps (1989-1991) as an equipment assistant with the Buffalo Bills and then worked as a substitute teacher and assistant football coach at Phillipsburg (N.J.) High School from 1992-95. His father, Hal, was a scout with the Montreal Alouettes and coached at the United States Merchant Marine Academy. Vasvari is married to the former Jennifer DeFrain. They have two have sons, Bryce Daniel (13) and Brady Andrew (4), and reside in Zionsville, Ind.



MATT TERPENING

National Scout

Matt Terpening enters his 17th season in the Colts scouting department and his second as a national scout. Terpening will focus on the Midwest and top players across the country. He spent 13 previous years with the team as an area scout. Terpening graduated from Xavier University in 1998 with a bachelor's degree in sports management. He was a member of the Xavier basketball team that reached the NCAA tournament in 1997 and 1998. The Musketeers also captured the Atlantic-10 Conference Tournament championship in 1998. Terpening was a ball boy for the Colts in high school and served as a summer intern in the Colts public relations office in 1997. His father, Bob, is a former Colts executive vice president. Terpening is married to Coral Pyck and the two reside in Westfield, Ind. with their daughters, Stella and Gwenyth.



DAVE RAZZANO

Senior Scout

Dave Razzano enters his third season in the Indianapolis Colts scouting department and his second as the team's senior scout with a focus on Western United States. Razzano will also be utilized for special assignments and projects in both pro and college scouting. He holds 24 years of scouting experience, which also includes stints with the San Francisco 49ers (1988-1992), St. Louis Rams (1992-2006) and Arizona Cardinals (2006-09). He assisted in building teams that have won three Super Bowls and five NFC Championships while working with the likes of legendary head coaches Bill Walsh, George Seifert, Jon Gruden, Mike Holmgren, Chuck Knox and Dick Vermeil. Dave and his wife, Thu, reside in Roseville, Ca. with their children, Matt, Jay, Guy and Lily.



MIKE DERICE

Area Scout

Mike Derice enters his third season with the Colts and his second as an area scout with a focus on the Northeast region. He began his tenure in Indianapolis as a scouting assistant in 2012. Prior to joining the Colts, Derice served as the director of football operations (2009-2012) and special assistant to the athletics director (2008-09) at his alma mater, Stony Brook University. He competed as a cornerback with the Seawolves prior to graduating with a bachelor's degree in health care management. Derice is a native of Brooklyn, N.Y.



BYRON LUSBY

Area Scout


Byron Lusby enters his 18th season in the Colts scouting department and his 17th as an area scout with a focus on the Southwest region. Lusby joined the club's scouting department in 1997. He graduated from the University of Oklahoma in 1995 with a bachelor's degree in communication sciences and disorders. Lusby was born August 21, 1972, in Lawton, Okla. He is married to the former Tenika Green of Houston. Byron and Tenika reside with their daughter, Brynn Elizabeth, and son, Noah Miles, in Frisco, Texas.



JAMIE MOORE

Area Scout

Jamie Moore is in his ninth season in the Colts scouting department and his sixth as an area scout with a focus on the Southeast region. Moore served as a Colts scouting assistant from 2006-08. He previously spent time as a recruiting assistant at Ball State University from 2004-05. Moore was also a football operations/player personnel intern with the Buffalo Bills in the summer of 2005. He was a defensive back at Tiffin University where he graduated with a bachelor's degree in sport management. Moore was born September 20, 1981, in Tiffin, Ohio. He and his wife, Elizabeth, reside in Jacksonville, Fla.



AHMAD RUSSELL

Area Scout

Ahmad Russell enters his third season as an area scout for the Colts with a focus on the Mid-Atlantic region. Russell joined the team following seven seasons (2005-2011) as a member of the Philadelphia Eagles player personnel department. He spent the 2011 campaign as a pro scout for the Eagles, having previously spent five seasons as a college scout working primarily in the Northeast region. Russell interned with the Eagles personnel department in 2004 and was

then elevated as a college scouting assistant in 2005. He earned a bachelor's degree in Asian studies from Colgate University where he was also a four-year letterman at linebacker. Russell went on to earn his master's degree in sports management from the University of Massachusetts in 2004.



DAN PITCHER

Pro Scout

Dan Pitcher enters his third season with the Colts and his first as a pro scout after being promoted to the position following the 2013 season. Pitcher previously served as a scouting assistant for the team and coached wide receivers at his alma mater, Cortland State, in 2012. He graduated from Cortland State with a bachelor's degree in psychology in 2010 and a master's degree in sport management in 2011. Pitcher was a three-year starter at quarterback and was a finalist for the Gagliardi Trophy in 2011, presented to the most outstanding Division III football player.



ANTHONY FOYT, IV

Scouting Assistant

Anthony Foyt, IV is in his fifth season with the Colts as a scouting assistant. Foyt made the transition from the Indy Racing League, which he joined in 2003. He appeared in six Indianapolis 500 races. Foyt was born and raised in Hockley, Texas. He is married to Casey Irsay Foyt, and they reside in Indianapolis with their sons, Anthony Joseph Foyt, V and Lockey James.

ADMINISTRATION

COACHING
STAFF

FOOTBALL
OPERATIONS

BUSINESS
OPERATIONS

PLAYERS

2013 SEASON
IN REVIEW

COLTS
HISTORY

RECORDS

COLTS IN THE
COMMUNITY




JEFF BROWN

Manager of Operations

Jeff Brown enters his 16th season with the Colts and his fourth as a member of the football operations department. Following the 2011 campaign, Brown was promoted to his current role as manager of operations where he manages team logistics and serves as a player/coach liaison. He previously served as the team's football operations assistant, as well as an equipment and public relations intern. Brown is a graduate of Butler University with a degree in public relations and

advertising. He is married to the former Leah Olson of Traverse City, Mich. The two have one daughter, Marin, and reside in Indianapolis.



DAVID THORNTON

Director of Player Engagement

David Thornton enters his third season with the Indianapolis Colts as the club's director of player engagement. Thornton's primary charge is the personal and professional growth of each player during and beyond their NFL experience. He tailors specific programs involving professional development, career exposure, financial education and higher learning for members of the Colts. Thornton serves as the liaison between the team, club personnel and external resources. He

provides evaluations for prospective college and professional players as well as assisting with game day operations. Thornton also coordinates the Bill Walsh Minority Coaching Fellowship for the team. He spent nine years in the NFL, four of which with Indianapolis from 2002-05 and the last five with the Tennessee Titans from 2006-2010. In 121 career games (102 starts), Thornton totaled 730 tackles, 5.0 sacks, five interceptions, 10 forced fumbles, one fumble recovery and 25 passes defended. In 2007, with the Titans, he was named the team's Ed Block Courage Award recipient. The following season, Thornton was voted the club's Walter Payton Man of the Year, a distinction he also earned twice with the Colts. During his career, Thornton was also nominated for the NFLPA's highest honor, the Byron "Whizzer" White Award on four occasions while receiving the President's Volunteer Service Award in 2008. He served in a number of leadership roles while playing which included defensive captain, NFL Player Advisory Board member and NFLPA Player Representative.



ADMINISTRATION

COACHING STAFF

FOOTBALL OPERATIONS

BUSINESS OPERATIONS


PLAYERS

2013 SEASON IN REVIEW

COLTS HISTORY

RECORDS

COLTS IN THE COMMUNITY



DAVE HAMMER

Head Athletic Trainer

Dave Hammer is in his 31st season with the Colts and his sixth as head athletic trainer. Hammer spent the 2006-08 seasons in the associate head athletic trainer/team services position. He served 22 seasons as an assistant athletic trainer, having joined the club in July of 1984. From 1994-2005, Hammer served on the NATA Honors and Awards Sub-Committee. He also served on the Professional Football Athletic Trainers Society Executive Board from 1997-2002 and currently serves on the PFATS NFL Scouting Combine Committee. Hammer was a member of the undergraduate athletic training curriculum at West Virginia University from 1977-1982 and a graduate assistant at Syracuse University from 1982-84 while earning a master's degree. He spent the 1981 training camp as a member of the Colts summer staff, along with serving with the club during parts of the 1981-83 seasons. The Colts training staff was honored in 1990 as the Pro Football Athletic Training Staff of the Year by PFATS. Hammer was named the IATA Professional/Clinical Athletic Trainer of the Year in 2012 and was inducted as a member of the WVU Jasper N. Deahl Honors Society in 2013. He was born in Pittsburgh, Pa., on May 10, 1959. Hammer and his wife, Sharon, have two children, Christopher (25) and Ashlee (22), and reside in Brownsburg, Ind.



ERIN BARILL

Director of Rehabilitation

Erin Barill is in his 12th season with the Colts and his ninth as director of rehabilitation. Barill previously served as a physical therapist for the Colts from 2003-05. He earned his bachelor's degree in secondary education and athletic training from West Virginia University in 1992, and earned another bachelor's degree from WVU's School of Physical Therapy. Prior to working with the Colts, Barill spent 11 years as a physical therapist and athletic trainer at Methodist Sports Medicine Center, where he had both clinical and high school responsibilities. He is currently on the chair of the Special Interest Group for Professional and Intercollegiate Athletics in the Sports Physical Therapy Section of the American Physical Therapy Association. Barill is also the professional athletic trainer liaison for the Indiana Athletic Trainers Association. He was born on December 8, 1969 in Morgantown, W.Va. Barill and his wife, Shay, reside with their children, Rayne (7), Journey (5) and Briggs (3), in Brownsburg, Ind.



DAVE WALSTON

Assistant Athletic Trainer

Dave Walston is in his 22nd season with the Colts and his 18th as a full-time assistant athletic trainer. Walston earned a master's degree from West Virginia University and a bachelor's degree from Salisbury State College. He previously served as the head athletic trainer at Bowie State University (1988-1990) in Bowie, Md., and at Morningside College (1990-92) in Sioux City, Iowa. Walston was born on January 14, 1964, in Denton, Md. He resides with his wife, Steffani, and sons, Brayden (16) and Brooks (5), in Brownsburg, Ind.



KYLE DAVIS

Assistant Athletic Trainer

Kyle Davis is in his sixth year with the Colts and his fourth as a full-time assistant athletic trainer. Davis previously served as a seasonal intern with the Colts during the 2008 and 2009 seasons. He earned a bachelor's degree in athletic training from East Central University in 2006 and a master's degree in education from ECU in 2008. Davis was born in Pauls Valley, Okla. He resides in Brownsburg, Ind. with his wife, Betty.

ADMINISTRATION

COACHING STAFF

FOOTBALL OPERATIONS

BUSINESS OPERATIONS

PLAYERS

2013 SEASON IN REVIEW

COLTS HISTORY

RECORDS

COLTS IN THE COMMUNITY



KELLEN NORRIS

Assistant Athletic Trainer

Kellen Norris enters his first full-time season with the Colts as an assistant athletic trainer. Norris started with the team as a summer intern from 2007-09 before working as a seasonal intern from 2011-12. He then served as an assistant athletic trainer for the Indiana State University football team in 2013. Norris is originally from Casey, Ill. and graduated with a bachelor's degree in athletic training from Indiana State in 2009. He also earned his master's degree in athletic training from West Virginia University in 2011.

ADMINISTRATION

COACHING
STAFF

FOOTBALL
OPERATIONS

BUSINESS
OPERATIONS

PLAYERS

2013 SEASON
IN REVIEW

COLTS
HISTORY

RECORDS

COLTS IN THE
COMMUNITY






JON SCOTT

Vice President of Equipment Operations

Jon Scott is in his 33rd season with the Colts and his third as vice president of equipment operations. Scott originally joined the team in March of 1982. He started as an assistant equipment manager prior to being elevated to his previous role of equipment manager in November of 1982. Before joining Indianapolis on a full-time basis, Scott worked as an assistant equipment manager at Arizona State University for two years. His association with the Colts began when he worked as an assistant to the equipment manager during the club's 1979 and 1980 summer training camps. Scott received a bachelor's degree in physical education from Michigan State University in 1979, where he served as a student equipment manager from 1975-79. He was born on December 18, 1956, and is a native of East Lansing, Mich. Scott and his wife, Michelle, have three children, Amber, Brooke and Ian.



SEAN SULLIVAN

Equipment Manager

Sean Sullivan is in his 19th season with the Colts and his third as equipment manager. For 10 previous years (2002-2011), Sullivan served as the team's assistant equipment manager after being promoted from an assistant in March of 2002. Prior to joining Indianapolis, he worked as a football operations intern with the Carolina Panthers in the summer of 1995. Sullivan was born on July 7, 1971, in Northport, N.Y. He and his wife, Kelly, reside in Avon, Ind. with their four children, Ashly (25), Michael (23), April (22) and Jessica (20).



MIKE MAYS

Assistant Equipment Manager

Mike Mays is in his 25th season as the Colts assistant equipment manager. Mays joined the club full-time in June of 1991. His association with the Colts began in 1986 as a member of the team's summer training camp staff. Mays worked part-time as an equipment assistant during the 1989 and 1990 seasons. A native of Frankton, Ind., he was born on March 11, 1962, and attended Anderson University. Mays and his wife, Sherri, reside with their daughters, Josie (13) and Calista (11), in Pittsboro, Ind.



BRIAN SEABROOKS

Assistant Equipment Manager

Brian Seabrooks is in his 11th full-time season with the Colts and his 13th overall year in the equipment department. Seabrooks was promoted in February of 2004 after spending the 2002 and 2003 seasons as an intern. He also assisted the Amsterdam Admirals of NFL Europe in 2003. Seabrooks graduated from the University of South Carolina with a degree in sports administration in 2003. He was born on May 14, 1980, in Winnsboro, S.C., and currently resides in Indianapolis with his wife, Kellie, and son, Harrison.

ADMINISTRATION

COACHING
STAFF

FOOTBALL
OPERATIONS

BUSINESS
OPERATIONS

PLAYERS

2013 SEASON
IN REVIEW

COLTS
HISTORY

RECORDS

COLTS IN THE
COMMUNITY



ADMINISTRATION

STAFF

FOOTBALL OPERATIONS

BUSINESS OPERATIONS

PLAYERS

2013 SEASON IN REVIEW

COLTS HISTORY

RECORDS

COLTS IN THE COMMUNITY



ERIK KUNTU

Video Director


Erik Kunttu enters his fourth season with the Colts as the team's video director following 17 years at Syracuse University as the video coordinator. Kunttu was named the Big East Conference Video Coordinator of the Year six times and was the National Video Coordinator of the Year in 2005. Prior to his tenure at Syracuse, he was the assistant video director for the Buffalo Bills from 1991-94. Kunttu was a three-year football letterman at Canisius College, was the Special Teams Most Valuable Player and graduated with a degree in communications. He currently serves as Past-President for the Executive Board of the Collegiate Sports Video Association (CSVA) where he advises the current president. Kunttu was born on January 28, 1969, in Buffalo, N.Y. He and his wife, Kristen, have four children, Kaija, Mason, Davin and Jaxon.



JOHN STARLIPER

Assistant Video Director

John Starliper is in his 32nd season with the Colts video department. Starliper started with the club in 1983 and assists with video of games and practices. He has seen the evolution of the NFL working with 16mm film to video to digital video, which is now used by coaches, players and scouts. Starliper was born on March 17, 1958, in Harpers Ferry, W.Va. He and his wife, Jill, reside with their two children, Will (12) and Sarah (10), in Indianapolis.



BRANDON PROFFITT

Assistant to the Video Director

Brandon Proffitt enters his fifth season with the Colts and his second in the role of assistant to the video director. He joined the team in 2010, serving as an intern in the video department as well as handling day-to-day operations with the coaches and players for his first three seasons. Prior to joining the Colts, Proffitt was an undergraduate manager with the Indiana University men's basketball team where he developed his video experience. He graduated from Indiana with a major in general studies. Proffitt currently resides in Indianapolis.






RYAN FANNIN

Director of Football Information Systems

Ryan Fannin is in his 17th season with the Colts and his ninth as director of football information systems. Fannin previously served two seasons as manager of football information systems after serving five years as the network administrator. He worked from 1995-97 as an intern in the Colts operations department and was hired full-time by the team as a scouting assistant in 1998. Fannin is certified in Microsoft Professional Plus Internet and earned his Microsoft Systems Engineer certification. He has obtained CompTIA A+ certification and earned a degree in computer information systems. Fannin was born on July 23, 1976, in Greenfield, Ind. He resides in New Palestine, Ind. with his wife, Gina, and sons, Trevor (11) and Trenton (8).



JOSEPH McCURDY

Network Administrator

Joseph McCurdy is in his 12th season with the Indianapolis Colts. Prior to joining the organization, McCurdy worked as a network administrator for the Indiana BMT Corporation in Indianapolis from 2000-03. He was hired by the Colts in July of 2003. McCurdy graduated with a degree from IUPUI in 2002. He was born on April 6, 1976, in Pendleton, Ind. McCurdy and his wife, Robin, reside with their children in Indianapolis.



JOHN SPEER

Systems Analyst

John Speer is in his fourth season with the Indianapolis Colts and his third as the team's systems analyst. Speer worked the 2011 season as an intern in the information systems department. He graduated from Ball State University in 2011 with a degree in information systems. Speer is originally from Indianapolis and currently resides in Zionsville, Ind.



ADMINISTRATION

COACHING
STAFF

FOOTBALL
OPERATIONS

BUSINESS
OPERATIONS

PLAYERS

2013 SEASON
IN REVIEW

COLTS
HISTORY

RECORDS

COLTS IN THE
COMMUNITY



ADMINISTRATION

COACHING
STAFF

FOOTBALL
OPERATIONS

BUSINESS
OPERATIONS

PLAYERS

2013 SEASON
IN REVIEW

COLTS
HISTORY

RECORDS

COLTS IN THE
COMMUNITY



AVIS ROPER

Senior Director of Communications

Avis Roper enters his fourth season with the Colts as the senior director of communications. In his previous role, Roper worked as the assistant director of communications with the New York Giants from 1999-2011. He has also worked in the communications departments of the Carolina Panthers (1996-97) and St. Louis Rams (1998). Roper was with the Giants during two of the team's Super Bowl appearances. The first was a Super Bowl XXV loss to Baltimore and the second was New York's XLII victory over the New England Patriots. He has worked on the NFL public relations staff at five Super Bowls and three NFC Championship games. In 2001, he was part of the Giants public relations crew that won the Pete Rozelle Award, honoring the league's best public relations department. A native of Charleston, S.C., Roper is an alumnus of South Carolina State University. He resides in Carmel, Ind. with his wife, Catherine, and two children, Grayson and Sydney.



MATT CONTI

Assistant Director of Communications

Matt Conti enters his fourth season with the Indianapolis Colts and his second as the team's assistant director of communications. Conti originally joined the team in 2011 as the football communications manager. He works closely with local and national media covering the Colts as well as assisting with team publications. Conti has worked on the NFL public relations staff for two AFC Championship games as well as Super Bowl XLVI. Prior to joining the Colts, he spent three years with the Atlanta Falcons public relations department (2007-09) and was with the Atlanta Thrashers of the NHL for one season (2010). Conti's professional experience also includes two years as the public relations intern with the Cleveland Browns following his graduation from Penn State University in 2005. Conti and his wife, Robin, live with their children, Olivia and Matthew in Carmel, Ind.



BRETT MAIKOWSKI

Communications Assistant

Brett Maikowski enters his third season with the Indianapolis Colts as the communications assistant. Prior to joining the Colts, Maikowski worked as the communications intern for the Houston Texans where he was part of the staff that earned the 2011 Pete Rozelle Award, given to the NFL's top public relations department. He also previously worked on the league's public relations staff at Super Bowl XLVI (2012), was the media services intern for the San Antonio Spurs (2010-11) and was a student assistant in the Southeast Missouri State University sports information department (2008-2010). Maikowski is originally from McKinney, Texas and graduated with a bachelor's degree in sport management from Southeast in 2010. He and his wife, Ashley, reside in Carmel, Ind.



PAMELA HUMPHREY

Public Relations Coordinator

Pamela Humphrey is in her 28th season with the Indianapolis Colts and her 27th in the public relations department. In 1996, the Colts won the Pete Rozelle Award, an annual honor from the Professional Football Writers Association to the NFL's top PR staff. Humphrey has spent some of her free time volunteering for the Dayspring Center, Children's Bureau of Indianapolis, and Ruth Lilly Hospice. She was a member the public relations staff of Super Bowl XLVI. In 2014, Humphrey was a co-recipient of the Bob Springer President's Award from the Indiana Football Coaches Association, recognizing her contributions to the IFCA and Indiana high school football. She holds a degree in business administration from Harrison College. Humphrey is a native and resident of Indianapolis.



BUSINESS OPERATIONS



ADMINISTRATION

COACHING STAFF

FOOTBALL OPERATIONS

BUSINESS OPERATIONS

PLAYERS

2013 SEASON IN REVIEW

COLTS HISTORY

RECORDS

COLTS IN THE COMMUNITY



MATT GODBOUT

Vice President of Sponsorship Sales

Matt Godbout is in his 13th season with the Colts and his third as vice president of sponsorship sales. Godbout served as the director of sponsorship sales from 2008-2011 and sponsorship sales account manager from 2002-07. He holds a bachelor's degree in sport management from Colby-Sawyer College and a master's degree in sport management/marketing from Indiana State University. Godbout has previously worked in sponsorship sales with the Indiana Pacers from 1998-2000 and the Indy Racing League in 2001. He currently serves on the boards of Special Olympics Indiana and the People's Burn Foundation. Godbout was born on July 19, 1973, in Merrimack, N.H. He and his wife, Denise, reside with their two children, Gabrielle and Andrew, in Carmel, Ind.



LARRY C. HALL

Vice President of Ticket Operations/Guest Services

Larry Hall is in his 31st season with the Colts (32nd in NFL) and his 15th as vice president of ticket operations/guest services. In 2008, Hall was also named Colts liaison to the NFL for fan conduct and security. Communication with Lucas Oil Stadium, NFL security, local public safety officials and Federal Homeland Security officials are a part of his expanded role. Hall was named director of ticket operations in 1997 after serving 13 seasons as ticket manager. He worked in the ticket office with the Cincinnati Bengals prior to becoming the Colts first ticket manager in 1984. With the Colts, Hall has overseen ticketing for the opening of two different stadiums: the RCA Dome in 1984 and the transition to Lucas Oil Stadium in 2008. He has created programs in the areas of guest relations, select-a-seat-days, seat improvement and additions processes, customer relationship representatives, on-line account managing, mobile ticketing, virtual venue and the gameday Colts guest relations staff. Hall also served on the NFL Flexible Scheduling Task Force. He holds a bachelor's degree in business-marketing from the University of Cincinnati. Hall was born on May 13, 1960, in Cincinnati, Ohio. He and his wife, Donna, reside in Carmel, Ind. and have two children, Adam (29) and Lauren (24).



KURT HUMPHREY

Vice President of Finance

Kurt Humphrey is in his 31st season with the Colts and his 16th as vice president of finance. Prior to his current role, Humphrey served 15 years as the team's controller. He oversees all daily financial business operations. Humphrey worked from 1979-1982 with Ernst & Young and from 1982-84 with Baldwin & Lyons prior to joining the Colts in 1984. He holds a bachelor's degree in accounting from Ball State University and is a Certified Public Accountant and a member of the American Institute of C.P.A.s. Humphrey has served on various Noble of Indiana Boards and Committees since 1986 and has participated in many charitable and relief efforts annually in the Philippines since 2010. He was born on August 19, 1957 and grew up in Muncie, Ind. Humphrey has three children, Rob (34), Breanne (32) and Abby (28), and resides in Avon, Ind.



GREG HYLTON

Vice President of Premium Seating and Ticket Sales

Greg Hylton is in his 18th season with the Colts and his ninth as vice president of premium seating and ticket sales. Hylton served as director of ticket sales and marketing from 2001-05, director of ticket sales from 1998-2000 and group sales manager from 1997-98. He holds a bachelor's degree in telecommunications and psychology from Indiana University. Hylton worked with the Indiana Pacers from 1990-91 and with the Indianapolis Ice from 1991-97. He was born on June 22, 1968, in Brownsburg, Ind. Hylton and his wife, Terri, reside with their daughters, Taylor (16) and Brynn (14), in Plainfield, Ind.



JAY SOUERS

Senior Vice President of Sponsorship Sales

Jay Souers is in his 18th season with the Colts and his third as senior vice president of sponsorship sales. Souers served as vice president of sponsorship sales from 2006-2011, as executive director of sponsorship sales from 2000-05, director of sponsorship sales in 1999 and account manager from 1997-98. He holds a bachelor's degree in marketing from Indiana University. Souers was born on April 9, 1955, in Bloomington, Ind. He and his wife, Julie, reside in Indianapolis and are the parents of 23-year-old triplets, Amy, Kol and Kody.



KIP BROWNFIELD

Senior Director of Ticket Sales

Kip Brownfield is in his 17th season with the Colts and his second as senior director of ticket sales. Brownfield spent the previous seven years as director of ticket sales. He was also a ticket sales account manager from 1998-2005 and events manager from 2000-04. Brownfield obtained a bachelor's degree in business administration from the University of Southern Indiana in 1990. He currently serves on the Franciscan Alliance Foundation Board, Rob Ray Foundation Board and is an NHJ Education Foundation Board Advisor. Brownfield was born on September 26, 1967, in Franklin, Ind. He resides with his wife, Tina, and their daughters, Malea (13) and Makayla (10), in Trafalgar, Ind.



STEPHANIE PEMBERTON

Senior Director of Marketing

Stephanie Pemberton enters her 11th season with the Indianapolis Colts and her second as the team's senior director of marketing. Pemberton served the previous eight years in the team's community relations department. After joining the Colts as a seasonal intern in 2004, she worked her way to the team's senior director of community relations following terms as the club's community relations assistant, community relations coordinator and director of community relations. Pemberton holds a bachelor's degree in communication and minor in business administration from Purdue University. She currently volunteers with School on Wheels, Teachers' Treasures and Indianapolis Downtown Inc. Pemberton was born March 3, 1983, in Cincinnati, Ohio. She resides in Westfield, Ind. with her husband, Keith.



STACY JOHNS

Controller

Stacy Johns enters her 10th season with the Colts as controller. Johns worked at public accounting firm Ernst & Young from 1998-2003 and worked as a financial analyst at Eli Lilly & Company from 2003-04. She received a degree in accounting from Butler University and has been a Certified Public Accountant since 2001. Johns was born on August 23, 1977, in Indianapolis. She lives in Greenwood, Ind. with her husband, Colin, and their children, Vivian, Camille and Charlie.

ADMINISTRATION

COACHING
STAFFFOOTBALL
OPERATIONSBUSINESS
OPERATIONS

PLAYERS

2013 SEASON
IN REVIEWCOLTS
HISTORY

RECORDS

COLTS IN THE
COMMUNITY



ADMINISTRATION

COACHING STAFF

FOOTBALL OPERATIONS

BUSINESS OPERATIONS

PLAYERS

2013 SEASON IN REVIEW

COLTS HISTORY

RECORDS

COLTS IN THE COMMUNITY



DAVE ATKINS

Director of Physical Plant

Dave Atkins is in his 13th season with the Colts and his fifth as director of physical plant. Atkins previously served as facility manager from 2002-08. Prior to joining the Colts, he owned and operated Dave Atkins Construction Company from 1978-2000. Atkins attended Long Beach City College. He and his wife, Donna, have two children, Shannon and Joseph, and four grandchildren, Skyler, Kiersten, Samuel and Veronica.



JOE FONDEROLI

Director of Special Events

Joe Fonderoli is in his ninth season with the Colts and his second as director of special events. Prior to being named to his current position, Fonderoli spent four seasons as the team's marketing manager. His affiliation with the team began in 2005 as a seasonal intern. Fonderoli holds a bachelor's degree in sports administration from Ball State University. He currently serves on the Young Professional Advisory Council for the Make-A-Wish Foundation. Fonderoli was born in Spring Valley, Ill. and he resides in Noblesville, Ind. with his wife, Kelly, and their two daughters, Mia and Lola.



CRAIG KELLEY

Director of Media Content

Craig Kelley is in his 30th season with the Colts and his fourth as director of media content. Kelley spent 12 seasons as vice president of public relations. He joined the Colts in January of 1985 as assistant director of public relations before being promoted to director of public relations in 1987. Kelley joined the Colts after working in 1982 and 1984 in public relations with the New Orleans Saints. He has worked on the NFL public relations staff at 16 Super Bowls and at the 1991 Pro Bowl. In 1996, the Colts won the Pete Rozelle Award, an annual honor from the Professional Football Writers Association to the NFL's top PR staff. A native of New Orleans, Kelley holds a bachelor's degree in journalism from Louisiana State University and a master's degree in sports administration from Ohio University. He and his wife, Katie, reside in Indianapolis.



BOB LAMEY

Voice of the Colts

Bob Lamey is in his 28th season as the club's radio play-by-play voice. Lamey's involvement with the team extends beyond the play-by-play booth to community/public relations, sales and marketing. This is his second stint as the team's play-by-play voice as his association began in the Colts inaugural season in Indianapolis from 1984-1991. He then resumed in 1995. Lamey's voice is well known in the region as the official play-by-play voice of the Indianapolis Racers from 1974-77 and the Indiana Pacers from 1977-1984. He worked 23 years for WIBC Radio in Indianapolis, the last 15 as sports director. Lamey was inducted to the Indiana Sports Broadcasters and Writers Hall of Fame in 2008. He obtained a bachelor's degree in radio and television from Texas Christian University in 1960 and has worked on his master's degree at Ohio University. Lamey was born on December 23, 1938, in Chester, Pa. He and his wife, Kimberly, reside in Indianapolis and they have five daughters, Becky (49), Gayle (46), Sheryl (43), Erin (37), Nicole (36) and one son, Eric (42). They also have 12 grandchildren.



BOB PARENTEAU

Director of Ticket Operations

Bob Parenteau is in his 18th season with the Colts and his sixth as director of ticket operations. Parenteau previously served as assistant director of ticket operations from 1997-2007. He earned his bachelor's and master's degrees in sport administration from Ball State University, where he was a four-year letterman and one-year captain on the swimming team. Parenteau was born in Acton, Mass. He and his wife, Andrea, reside with their three sons, Matt, Jack and Will, and

daughter, Ally, in Carmel, Ind.



DAN PLUMLEE

Director of Digital Media

Dan Plumlee is in his eighth season with the Colts and his fourth as director of digital media. Plumlee previously served four years with the information systems team. He graduated from Ivy Tech with a major in hardware/software and a minor in development. Plumlee is a certified .NET Developer and is versed in several development languages. He was born on May 2, 1978, in Noblesville, Ind. Plumlee and his wife, Sarah, reside with their children, Chyanna and Sean, in Lapel, Ind.



JOE STOLL

Director of Production

Joe Stoll enters his fifth season with the Colts and his second as the team's director of production. He previously served as the club's multimedia coordinator beginning in 2010. Stoll spent 16 years working at local CBS affiliate, WISH-TV, as a sports producer/videographer. He attended Vincennes University and earned a degree in broadcast production. A native of Princeton, Ind., Stoll and his wife, Cathy, reside in Brownsburg, Ind. with their son, Zach.

ADMINISTRATION

COACHING
STAFFFOOTBALL
OPERATIONSBUSINESS
OPERATIONS

PLAYERS

2013 SEASON
IN REVIEWCOLTS
HISTORY

RECORDS

COLTS IN THE
COMMUNITY



COLTS STAFF

ADMINISTRATION

COACHING STAFF

FOOTBALL OPERATIONS

BUSINESS OPERATIONS

PLAYERS

2013 SEASON IN REVIEW

COLTS HISTORY

RECORDS

COLTS IN THE COMMUNITY



Sherard Allen
Multi Media Graphic Designer



Thurman Alvey, DO
Physician



Chris Anderson
HVAC Specialist



Phil Andrews
Youth Football Assistant




Lisa Andrzejewski
Assistant to the General Manager



Joe Atkins
Building/Grounds Assistant



Brad Beery
Sponsorship Sales Account Manager



Joyce Bell
Community Relations/Donations Assistant



Mickey Berce
Scouting Assistant



Josh Bleill
Community Spokesperson



Blue
Team Mascot



Eric Boling
Building/Grounds Assistant



Casey Bolsega
Social Media Coordinator



Kevin Bowen
Colts.com Writer



Matt Bowen
Team Photographer



Jett Branham
Sales and Marketing Coordinator



Chris Buckley
Video Engineer



Stephanie Cassel
Community Relations Manager



Lindsay Catavolos
Account Coordinator



Cathy Catellier
Executive Assistant to the Owner



Darrell Chandler
Grounds and Maintenance



Janelle Christie
Account Coordinator



Mary Clugston
Accounting/Insurance Assistant



Amy Davis
Premium Seating Services Manager



Scott Davis
Pavilion Manager



Chelsea Durham
Marketing Assistant



Mark Feeser
Executive Assistant



Hank Feuer, MD
Neurosurgeon



Debbie Finn
Assistant to the Director of Player Personnel & Vice President and General Counsel



Troy Glendenning
Facilities Manager/Field Supervisor



COLTS STAFF



Lindsey Hammond
Staff Accountant



Brian Healey
Sponsorship Sales
Account Manager



Terry Horner, MD
Neurosurgeon



Sue Kelly
Receptionist



Anna King
Youth Cheer
Coordinator



Kevin Kirkhoff
Ticket Sales
Account Manager



Heidi Klene
Travel Consultant



Tom Klootwyk, MD
Orthopedic Surgeon



David Liptak
Executive Assistant



Ryan Lobsiger
Sponsorship Sales
Account Manager



Rob Louthain
Sponsorship Sales
Account Manager



Jim Matis
Sponsorship Sales
Account Manager



Marcus McCray
Team Chiropractor



Chris McGaha
Personnel Assistant



Tina McKnight
Accounting/Payroll
Assistant



Doug Melton
Office Assistant



Gary Misamore, MD
Orthopedic Surgeon



Trey Mock
Mascot Program
Coordinator



Traci Morgan
Assistant to the Chief
Operating Officer



Megan Oldham
Customer Relationship
Representative



Susie Peters
Assistant to the
Senior Vice President
of Sponsorship Sales



Julia Pohlman
Mascot Program
Assistant



Dave Porter, MD
Orthopedic Surgeon



Laura Porter
Account
Coordinator



Ashley Powell
Marketing
Coordinator



Mike Prior
Youth Football
Commissioner



Taylor Pulliam
Customer Relationship
Representative



Arthur C. Rettig, MD
Orthopedic Surgeon



Doug Robertson, MD
Physician



Pat Smith
Sponsorship Sales
Account Manager

ADMINISTRATION

COACHING
STAFF

FOOTBALL
OPERATIONS

BUSINESS
OPERATIONS

PLAYERS

2013 SEASON
IN REVIEW

COLTS
HISTORY

RECORDS

COLTS IN THE
COMMUNITY



COLTS STAFF

ADMINISTRATION

COACHING STAFF

FOOTBALL OPERATIONS

BUSINESS OPERATIONS

PLAYERS

2013 SEASON IN REVIEW

COLTS HISTORY

RECORDS

COLTS IN THE COMMUNITY



Jamil Stafford
Assistant Director of Ticket Operations



Andy Stayer
Production Manager



Mike Stevens
Video Production/Editor



Megan Swain
Customer Relationship Representative



Matt Taylor
Manager of Radio Production



Shawn Terlecky
Assistant to the Head Coach



Danny Thompson
Building/Grounds Assistant



Kelly Tilley
Cheerleader Manager



Amy Waymire
Community Relations Assistant



Abby Williams
Administrative Assistant



Daron Williams
Digital Communications Manager



Maureen Williams
Community Manager



Derek Wolfe
Video/Broadcast Graphic Designer



PLAYERS



JOHNNY ADAMS

Cornerback 5-11 177 Michigan State

NFL Exp: 1 (1st Year With Colts)

How Acquired: FA-2014

Born: 6/9/89

GP/GS (Postseason): 4/0 (0/0)



25

CAREER TRANSACTIONS:

- Signed by the Colts as a free agent on June 4, 2014.
- Released by the Oakland Raiders on May 19, 2014.
- Signed to the Raiders practice squad on December 17, 2013.
- Released from the Buffalo Bills practice squad on November 19, 2013.
- Signed to the Bills practice squad on October 10, 2013.
- Released by Buffalo on October 8, 2013.
- Elevated to the Bills 53-man roster from the practice squad on September 10, 2013.
- Signed to the Buffalo practice squad on September 2, 2013.
- Released by the Colts on August 25, 2013.
- Signed by the Colts as a free agent on August 13, 2013.
- Released by the Houston Texans on August 2, 2013.
- Signed by the Texans as an undrafted free agent on May 10, 2013.

ADAMS SINGLE-GAME HIGHS

Tackles:	0
Int:	0
PD:	0

2013 (BILLS/RAIDERS):

- Appeared in four games for the Bills primarily on special teams, but did not record a tackle.
- Made his NFL debut against Carolina (9/15).
- Spent two weeks on the Raiders practice squad.

COLLEGE:

- Started 39-of-54 career games at Michigan State, finishing with 157 tackles, 35 passes defended and 11 interceptions.
- Was a three-time All-Big Ten selection (2010-12).
- Ranked fourth in school history in interception return yards (230), fifth in passes defended (35) and 10th in interceptions (11).
- As a senior in 2012, was a First Team All-Big Ten selection by the league's coaches after starting 12 games, collecting 35 tackles and tying a team-high three interceptions and 10 passes defended.
- As a junior in 2011, was named First Team All-Big Ten by the league's coaches, finishing with a career-high 51 tackles, nine passes defended, three interceptions and 3.0 sacks.
- As a sophomore in 2010, earned Second Team All-Big Ten honors by the league's coaches after starting all 13 games and totaling 50 tackles, 10 passes defended and three interceptions.
- Saw action in 12 games (two starts) as a true freshman in 2008, collecting 21 tackles (15 solo), six passes defended and two interceptions.

PERSONAL:

- Was a four-year starter at Buchtel High School in Akron, Ohio.
- Earned all-city and team MVP honors as a senior after recording 115 tackles and three interceptions to go along with 1,800 all-purpose yards and 15 touchdowns.
- Earned all-district and all-city first-team honors after intercepting six passes, accounting for 2,200 all-purpose yards and 13 total touchdowns (three on returns).
- Returned nine punts for touchdowns as a sophomore, including three in a game against Central Hower.
- Also participated in basketball and track.
- Earned his bachelor's degree in sociology at Michigan State.
- A native of Akron, Ohio.

CAREER REGULAR SEASON STATISTICS

Year	GP/GS	Solo	Asst.	Total	Sacks	PD	FF	FR	INT	Yards	Avg.	LG	TD
2013 BUF/OAK	4/0	0	0	0	0.0	0	0	0	0	0	0.0	0	0
TOTAL	4/0	0	0	0	0.0	0	0	0	0	0	0.0	0	0



JOHNNY ADAMS QUICK HITS

Favorite musician and/or song: Jay-Z

Hobbies outside of football: Chess

Favorite vacation spot: The Bay Area

Favorite movie: *Bad Boys*

One thing you couldn't live without: Mike and Ikes



MIKE ADAMS

Safety 5-11 200 Delaware

NFL Exp: 11 (1st Year With Colts)

How Acquired: FA – 2014

Born: 3/24/81

GP/GS (Postseason): 146/73 (4/4)

42

CAREER TRANSACTIONS:

- Signed by the Colts as a free agent on June 12, 2014.
- Signed by the Denver Broncos as an unrestricted free agent on March 16, 2012.
- Signed by the Cleveland Browns as a free agent on April 2, 2007.
- Elevated to the San Francisco 49ers active roster on November 13, 2004.
- Signed to the 49ers practice squad on September 6, 2004.
- Waived by San Francisco on September 4, 2004.
- Signed by the 49ers as an undrafted free agent on April 28, 2004.

ADAMS SINGLE-GAME HIGHS

Tackles:	12 at NE (10/7/12)
Int:	2 vs. HOU (1/1/06)
PD:	3, three times (Last: vs. HOU 9/23/12)

PRO CAREER:

- In 10 seasons, has seen action in 146 career games with Denver (2012-13), Cleveland (2007-2011) and San Francisco (2004-06), combining for 73 starts at both safety and cornerback.
- Has totaled 488 tackles (368 solo) while adding 55 passes defended, 13 interceptions, including one returned for a touchdown, 5.0 sacks, four forced fumbles, seven fumble recoveries and two fumble recoveries on special teams.
- Owns 20 career takeaways in addition to contributing with 70 special teams tackles.
- Totalled career highs in tackles (80) and passes defended (11) in his first year with the Broncos in 2012, helping Denver rank second in the NFL in total defense (third in pass defense).
- Opened 16 games at free safety for Cleveland in 2011 as the Browns finished with the NFL's second-ranked pass defense (184.9 ypg.).
- Received the 2011 Dino Lucarelli Good Guy Award from the Cleveland Chapter of the Professional Football Writers' Association.

2013 (BRONCOS):

- Completed in all 16 games (seven starts) and posted 64 tackles (48 solo), one interception, one fumble recovery and six passes defended.
- Started all three of Denver's postseason games and totaled 12 tackles and one pass defended.
- Tied for the team lead with six tackles and broke up Alex Smith's fourth down pass in the end zone late in the fourth quarter to seal Denver's Week 13 win at Kansas City (12/1).
- Finished second on the team with five tackles and recovered a fumble against Tennessee (12/8).
- Posted a game-high nine tackles and one interception that led to a touchdown in Week 16 at Houston (12/22).
- Ranked third on the team with six tackles in Super Bowl XLVIII against Seattle (2/2).

2012 (BRONCOS):

- Started all 16 games and ranked second on team with 80 tackles (60 solo) and third on the club with 11 passes defended, both career highs.
- Added 1.0 sack, two forced fumbles and a team-best two fumble recoveries.
- Set a career high with 12 tackles and recovered a fumble at New England (10/7).
- Sacked Panthers quarterback Cam Newton in the end zone for his first career safety at Carolina (11/11).

- Made his playoff debut in Denver's Divisional Playoff game against Baltimore (1/12/13) and made two solo stops with one pass defended.

2011 (BROWNS):

- Started all 16 games for the first time in his career and totaled 61 tackles (41 solo), a team-high three interceptions, six passes defended, one forced fumble and one fumble recovery for the league's second-ranked pass defense.
- Recorded a takeaway (two interceptions and one fumble recovery) in three consecutive games from Weeks 3-5.
- Tied a career-high with 10 tackles (six solo) and added an interception against Pittsburgh (1/1/12).

2010 (BROWNS):

- Saw action in 15 games (two starts) for Cleveland and posted 34 tackles (31 solo), 1.0 sack, two interceptions and six passes defended to go along with 10 special-teams stops.
- Helped the Browns kickoff coverage unit lead the NFL by allowing just 17.8 yards per return.

2009 (BROWNS):

- Participated in 16 games (nine starts), including six at cornerback and three at safety, and totaled 61 tackles (52 solo), 1.0 sack, eight passes defended and one fumble recovery.
- Ranked fourth on the team with 10 special teams tackles.

2008 (BROWNS):

- Competed in 14 games (five starts) at strong safety and recorded 42 tackles (20 solo), two interceptions, two passes defended and one fumble recovery.
- Added four tackles on special teams.

2007 (BROWNS):

- Played in 15 games in his first season with the Browns and posted 11 tackles (nine solo) with 1.0 sack, two passes defended and one fumble recovery.
- Ranked second on the team with a career-high 18 special teams tackles.
- Placed on Injured Reserve after injuring his knee at Cincinnati (12/23).

2006 (49ERS):

- Appeared in all 16 games (eight starts) for the first time in his career and totaled 67 tackles (53 solo) and three passes defended.
- Posted 12 tackles on special teams.
- Recorded his first double-digit tackle output with 10 stops in the season opener at Arizona (9/10).

2005 (49ERS):

- Started 10-of-14 games and posted 68 tackles (55 solo), 1.0 sack, four interceptions, 10 passes defended, one forced fumble and one fumble recovery. Returned one interception 40 yards for a touchdown.
- His four interceptions tied for the team lead.
- Added three tackles on special teams.
- Made his first career start at Arizona (10/2) in Mexico City, Mexico.
- Recorded his first-career multiple-interception game in the season finale against Houston (1/1/06). Returned a pick 40 yards for a touchdown and added a takeaway in overtime to set up the team's game-winning field goal.

2004 (49ERS):

- Spent the first half of the season on the team's practice squad before being promoted to the active roster and playing in the final eight games.
- Totaled four tackles (two solo), one interception, one pass defended and one fumble recovery in addition to five special teams stops.
- Made his NFL debut against Carolina (11/14) and recovered a fumble on special teams.
- Registered his first career interception against Miami (11/28).

COLLEGE:

- Started 23-of-43 games at the University of Delaware, finishing with 213 tackles, 11 interceptions and 14 passes defended.
- Ranked 11th in school history with his 11 interceptions.
- Earned Second Team All-Atlantic 10 Conference honors as a senior team captain in 2003 while guiding the Blue Hens to the Division 1-AA National Championship.

**PERSONAL:**

- Attended Passaic Tech High School in Wayne, N.J., where he helped guide his team to the New Jersey Group 4 state title in 1998.
- Inducted into the Passaic Tech Hall of Fame in 2009 and had his jersey retired in 2010.
- A native of Paterson, N.J.

CAREER REGULAR SEASON STATISTICS

Year	GP/GS	Solo	Asst.	Total	Sacks	PD	FF	FR	INT	Yards	Avg.	LG	TD
2013 DEN	16/7	45	15	60	0.0	6	0	1	1	3	3.0	3	0
2012 DEN	16/16	60	20	80	1.0	11	2	2	0	0	0.0	0	0
2011 CLE	16/16	41	20	61	0.0	6	1	1	3	33	11.0	29	0
2010 CLE	15/2	31	3	34	1.0	6	0	0	2	51	25.5	26	0
2009 CLE	16/9	52	9	61	1.0	8	0	1	0	0	0.0	0	0
2008 CLE	14/5	20	22	42	0.0	2	0	1	2	18	9.0	18	0
2007 CLE	15/0	9	2	11	1.0	2	0	0	0	0	0.0	0	0
2006 SF	16/8	53	14	67	0.0	3	0	0	0	0	0.0	0	0
2005 SF	14/10	55	13	68	1.0	10	1	1	4	36	9.0	40t	1
2004 SF	8/0	2	2	4	0.0	1	0	0	1	0	0.0	0	0
TOTAL	146/73	368	120	488	5.0	55	4	7	13	141	10.8	40t	1

CAREER POSTSEASON STATISTICS

Year	GP/GS	Solo	Asst.	Total	Sacks	PD	FF	FR	INT	Yards	Avg.	LG	TD
2013 DEN	3/3	12	0	12	0.0	1	0	0	0	0	0.0	0	0
2012 DEN	1/1	2	0	2	0.0	1	0	0	0	0	0.0	0	0
TOTAL	4/4	14	0	14	0.0	2	0	0	0	0	0.0	0	0

SPECIAL TEAMS TACKLES: 70 (3 – 2013, 3 – 2011, 12 – 2010, 10 – 2009, 4 – 2008, 18 – 2007, 12 – 2006, 3 – 2005, 5 – 2004)

ADDITIONAL STATISTICS: Two special teams fumble recoveries (2004 and 2007) and one special teams forced fumble (2005).

MIKE ADAMS QUICK HITS

Favorite team and/or athlete: Jerry Rice

Favorite musician and/or song: Jadakiss and Jay-Z

Hobbies outside of football: Basketball and watching movies

Favorite food: Grilled chicken sandwich

Favorite vacation spot: Bahamas

Favorite movie: *Harlem Nights*

**DANIEL ADONGO**

Outside Linebacker 6-5 270 Pretoria (South Africa)

NFL Exp: 1 (1st Year with Colts)

How Acquired: FA – 2013

Born: 10/12/89

GP/GS (Postseason): 2/0 (0/0)

56

CAREER TRANSACTIONS:

- Signed to the Colts active roster from the practice squad on December 3, 2013.
- Signed to the Colts practice squad on September 1, 2013.
- Waived by the Colts on August 31, 2013.
- Signed by the Colts as a free agent on July 25, 2013.

ADONGO SINGLE-GAME HIGHS

Tackles: 0
Sacks: 0
FF: 0
FR: 0

ADMINISTRATION

COACHING
STAFFFOOTBALL
OPERATIONSBUSINESS
OPERATIONS

PLAYERS

2013 SEASON
IN REVIEWCOLTS
HISTORY

RECORDS

COLTS IN THE
COMMUNITY

2013 (COLTS):

- Spent the first 12 games of the season on the practice squad before being signed to the active roster and playing in two games on special teams.
- Competed in his first career NFL contest in a Week 14 loss at Cincinnati (12/8). Saw action on kickoff and punt coverage units and secured one kickoff for zero yards.
- Participated on special teams in the first half of a Colts Week 15 victory against Houston (12/15). Left the game at the start of the second half with a hamstring injury.
- Was inactive for the final two regular season games at Kansas City (12/22) and against Jacksonville (12/29).
- Listed as inactive for the team's Wild Card Playoff victory against Kansas City (1/4) and Divisional Playoff loss at New England (1/11).

PRO RUGBY CAREER:

- In 2013, played for the Southern Kings of Super 15 Rugby, the highest level of professional rugby in the world.
- Signed by the Vodacom Blue Bulls in 2011 and totaled five points in eight appearances.
- Joined the New Zealand ITM Cup team Counties Manukau Steelers six months later and made nine appearances for the team.

COLLEGE:

- Played in the 2012 Varsity Cup for the University of Pretoria Tuks.
- Attended the Sharks Academy, a rugby academy accredited by South African Rugby, and made his senior debut in the 2010 Vodacom Cup.
- Recorded 15 points in 10 appearances for the Sharks Academy.
- In 2007, attended the University of South Africa, the largest university on the African continent.

PERSONAL:

- Graduated from Strathmore High School (Nairobi, Kenya) in 2006.
- Played for the Kenya Harlequins junior team before going on to play for Kenya's U-18 and U-19 national teams.
- Was spotted by South African scouts at the 2006 Safari Sevens tournament, playing in the schools category.
- Has an older brother who plays for the Kenyan Rugby team.
- Participated in the NFL PLAY 60 Super School Visit and Challenge Launch Party.
- Was a speaker and coach for the Hispanic Heritage Month Football Camp.
- Served as a host for a holiday gift giving event assisting Trinity House.
- Born in Nairobi, Kenya.

CAREER REGULAR SEASON STATISTICS

Year	GP/GS	Solo	Asst.	Total	Sacks	PD	FF	FR	INT	Yds	Avg.	LG	TD
2013 IND	2/0	0	0	0	0.0	0	0	0	0	0	0.0	0	0
TOTAL	2/0	0	0	0	0.0	0	0	0	0	0	0.0	0	0

CAREER POSTSEASON STATISTICS

Year	GP/GS	Solo	Asst.	Total	Sacks	PD	FF	FR	INT	Yds	Avg.	LG	TD
2013 IND	0/0	0	0	0	0.0	0	0	0	0	0	0.0	0	0
TOTAL	0/0	0	0	0	0.0	0	0	0	0	0	0.0	0	0

ADDITIONAL STATISTICS: Returned a kick for no gain at CIN (12/8/13).

DID YOU KNOW: Outside linebacker Daniel Adongo became the first player born in the country of Kenya to play in an NFL game. Adongo made his debut against Cincinnati on December 8, 2013 and fielded one kickoff.



DWAYNE ALLEN

Tight End 6-3 265 Clemson

NFL Exp: 3 (3rd Year with Colts)

How Acquired: D3 – 2012 (64th overall)

Born: 2/24/90

GP/GS (Postseason): 17/17 (1/1)

83

CAREER TRANSACTIONS:

- Selected by the Colts in the third round (64th overall) of the 2012 NFL Draft.

PRO CAREER:

- Set a Colts rookie record for tight ends with 45 receptions, breaking Ken Dilger's mark of 42 set in 1995.
- Led all NFL rookie tight ends with 45 receptions for 521 yards in 2012.

2013 (COLTS):

- Started at tight end in the regular season opener against Oakland (9/8) and finished the game with a 20-yard touchdown reception. The score was the fourth of his career and gave the Colts a 14-0 lead in the second quarter.
- Listed as inactive for the team's Week 2 contest against Miami (9/15).
- Placed on Injured Reserve on September 19, 2013.

2012 (COLTS):

- Started all 16 games in his rookie campaign. Finished the year with 45 receptions for 521 yards and three touchdowns. Had three carries for five yards on the season.
- Recorded two special teams tackles.
- Led all NFL rookie tight ends in receptions and receiving yards.
- Started at tight end in his first career NFL contest at Chicago (9/9).
- Caught his first NFL reception against Minnesota (9/16), which went for a three-yard touchdown.
- Started at tight end and caught four passes for 38 yards (9.5 avg.) and one touchdown against Green Bay (10/7).
- Set season highs with six receptions for 75 yards against Miami (11/4).
- Caught six passes for 69 yards at New England (11/18) in his 10th start of the season. His 69 yards marked his second-highest receiving total of the season (Miami, 75 yards).
- Made a start at the flex position and contributed with two receptions for 50 yards at Detroit (12/2). Finished with his longest catch of the year, a 40-yard gain in the second quarter.
- Caught three passes for 36 yards and one touchdown at Houston (12/16), which was his third of the season.
- Totaled three catches for 18 yards against Kansas City (12/23). With three receptions, he set a record for the most receptions by a rookie tight end in franchise history, breaking Ken Dilger's mark of 42 set in 1995.
- In his playoff debut, started at the flex position and contributed with four catches for 51 yards, including a long of 22 yards at Baltimore (1/6/13). Also tallied one special teams tackle.

COLLEGE:

- Started 33-of-41 games at Clemson, recording 93 receptions for 1,079 yards and 12 touchdowns.
- Honored as Clemson's first recipient of the John Mackey Award, given to the nation's best tight end.
- Was a consensus NCAA All-America selection and was named All-America first-team by The Associated Press, ESPN.com, *Phil Steele*, Football Writers Association and *Sports Illustrated*, adding second-team accolades from *The NFL Draft Report* and *CBSSports.com* and honorable mention from *Pro Football Weekly*.
- Selected as a unanimous All-Atlantic Coast Conference first-team member in 2011 and second-team All-ACC in 2010.
- Collected 93 receptions over his career, tying him with John McMakin (1969-1971) for the most grabs by a tight end in Clemson history and placing him 18th in the school's overall career record book.
- Brought in 50 receptions in 2011 to break the school season record for tight ends, topping the previous mark of 43 catches by Michael Palmer in 2009.
- Joined John McMakin (1,255) as the only Clemson tight ends to gain over 1,000 receiving yards in a career.
- With 598 yards in 2011, broke the school season record of 507 yards by Michael Palmer in 2009 and ranked fifth on the Atlantic Coast Conference's annual record chart for tight ends.

ALLEN SINGLE-GAME HIGHS

Rec: 6, two times (Last: at NE 11/18/12)
Yards: 75 vs. MIA (11/04/12)
TDs: 1, four times (Last: vs. OAK 9/8/13)
LG: 40 at DET (12/2/12)

ADMINISTRATION

COACHING STAFF

FOOTBALL OPERATIONS

BUSINESS OPERATIONS

PLAYERS

2013 SEASON IN REVIEW

COLTS HISTORY

RECORDS

COLTS IN THE COMMUNITY



- Set the Clemson tight end career record for touchdown receptions (12), while also breaking the mark for most touchdowns by a tight end in a season (eight) in 2011.

PERSONAL:

- Attended Terry Sanford High School in Fayetteville, N.C.
- Regarded as the third-best tight end in the nation and the 83rd-best overall prospect by ESPN.
- A four-star prospect, *Rivals.com* had him placed third among all tight ends in the prep ranks.
- Finished his career with 68 receptions for 1,257 yards (18.5 ypc).
- Finished with 551 yards as a junior and 291 yards as a senior, earning All-Two Rivers Conference honors for each campaign.
- Lettered in basketball and earned team Most Improved Player honors as a senior.
- In 2013, was a speaker at the Veterans Day School visit and was a volunteer for the Million Meal Marathon.
- Read to children as part of the Colts Day in Schools event and Read Across America Week.
- Participated in the 2012 Colts Rookie Community Blitz at Concord Neighborhood Center, helping local children with reading, crafts and fitness activities.
- As a part of the Colts Community Ticket Block program, joined 2012 rookie teammates in donating 10 tickets per game to youth organizations.
- Serves as a co-spokesperson for the "COLTSTRONG, LIBRARYSTRONG" campaign for the Indianapolis Library.
- Visited Riley Hospital for Children to spread cheer during the holidays.
- Participated in the Colts annual Hometown Huddle event which created a new fitness room at the Kaleidoscope Youth Center.
- Participated in the Colts quarterback shopping event with Shepherd Community Center as a volunteer shopper.
- Assisted in the annual Colts Playground Build.
- Majored in biological/health sciences at Clemson.
- A native of Fayetteville, N.C.

CAREER REGULAR SEASON STATISTICS

Year	GP/GS	No.	Yards	RECEIVING			RUSHING				
				Avg.	LG	TD	No.	Yards	Avg.	LG	TD
2013 IND	1/1	1	20	20.0	20	1	0	0	0.0	0	0
2012 IND	16/16	45	521	11.6	40	3	3	5	1.7	3	0
TOTAL	17/17	46	541	11.8	40	4	3	5	1.7	3	0

CAREER POSTSEASON STATISTICS

Year	GP/GS	No.	Yards	RECEIVING			RUSHING				
				Avg.	LG	TD	No.	Yards	Avg.	LG	TD
2013 IND				INJURED RESERVE							
2012 IND	1/1	4	51	12.8	22	0	0	0	0.0	0	0
TOTAL	1/1	4	51	12.8	22	0	0	0	0.0	0	0

SPECIAL TEAMS TACKLES: 2 (2012 – 2)

DID YOU KNOW: Tight end Dwayne Allen is the youngest of seven children. As a 6-3 freshman at Sanford High School in Fayetteville, N.C. he had never played football until head coach Wayne Inman talked him into trying out for the team.



COLT ANDERSON

Safety 5-10 194 Montana

NFL Exp: 5 (1st Year with Colts)

How Acquired: FA – 2014

Born: 10/25/85

GP/GS (Postseason): 48/6 (2/0)

32

CAREER TRANSACTIONS:

- Signed by the Colts as an unrestricted free agent on April 23, 2014.
- Signed by the Philadelphia Eagles from the Minnesota Vikings practice squad on November 10, 2010.
- Signed to the Minnesota practice squad on September 5, 2010.
- Waived by the Vikings on September 4, 2010.
- Signed to the Minnesota practice squad on September 6, 2009.
- Originally signed by the Vikings as an undrafted free agent on May 4, 2009.

ANDERSON SINGLE-GAME HIGHS

Tackles:	11 vs. CIN (12/13/12)
Int:	1 vs. WAS (12/23/12)
PD:	1, four times (Last: at OAK 11/3/13)

2013 (EAGLES):

- Completed in 14 games and finished with two tackles and one pass defensed. Also led the team and established a career-high with 16 special teams stops.
- Finished with one tackle in a loss at Denver (9/29) and a win at Oakland (11/3).
- Participated in the team's NFC Wild Card Playoff loss against New Orleans (1/4/14), and notched three special teams tackles.

2012 (EAGLES):

- Participated in 14 games (four starts) and compiled a career-high 37 tackles (27 solo) while adding his first career interception, three passes defensed and six special teams stops.
- Voted the Eagles 2012 Ed Block Courage Award recipient and was voted by his teammates as the team's special teams MVP.
- Named to the *CBSSports.com* 2012 NFL All-Pro Team as a special teamer.
- Started his first career game at safety and produced eight tackles (five solo) in a victory at Tampa Bay (12/9).
- Established a career-high with 11 tackles (eight solo) while adding one pass defensed in a loss against Cincinnati (12/13).
- Finished with seven tackles (five solo) and intercepted Robert Griffin III for his first career pick in a loss against Washington (12/23). The interception led to a Philadelphia touchdown on the ensuing possession.
- Collared a team-high 10 tackles in a loss at the New York Giants (12/30).

2011 (EAGLES):

- Saw action in 12 games and totaled 12 special teams tackles and one blocked field goal recovery.
- Was voted by his teammates as the special teams MVP.
- Recovered a blocked field goal attempt by David Akers against San Francisco (10/2). The recovery led to an Eagles field goal.
- Was placed on Injured Reserve on December 5.

2010 (VIKINGS/EAGLES):

- Played in eight games (two starts) and tallied eight tackles (five solo). Tied for third on the Eagles with 12 special teams stops.
- Spent the first eight weeks of the season on the Vikings practice squad before being signed by Philadelphia on November 10.
- Finished with one tackle and five special teams stops in his first career NFL game at Washington (11/15).
- Started his first career game in a loss against Minnesota (12/28) and posted two solo stops.
- In his second start of the season, finished with a season-high four tackles (two solo).
- Competed in the team's NFC Wild Card Playoff loss against Green Bay (1/9/11), but did not record a tackle.

ADMINISTRATION

COACHING
STAFFFOOTBALL
OPERATIONSBUSINESS
OPERATIONS

PLAYERS

2013 SEASON
IN REVIEWCOLTS
HISTORY

RECORDS

COLTS IN THE
COMMUNITY

2009 (VIKINGS):

- Spent the entire season on the Vikings practice squad.

COLLEGE:

- Finished his career at Montana ranked fifth on the school's all-time list with 313 tackles. Also totaled eight interceptions, three fumble recoveries, three forced fumbles, 1.0 sack, 17 passes defended and 14.5 tackles for loss.
- Was named an FCS All-America selection in 2008 and earned All-America honorable mention honors from The Sports Network in 2007.
- Was an All-Big Sky honoree (2006-08) along with earning the Steve Carlson Award (2008), Golden Helmet Award (2007-08) and the Tony Barbour Award (2006, 2008).
- As a senior defensive captain in 2008 who started all 16 games while leading the team in tackles (129), which tied the school's single-season mark and ranked eighth in Big Sky Conference history.
- In 2008, tallied three interceptions, two fumble recoveries, one forced fumble, 1.0 sack, 6.5 tackles for loss and six passes defended.
- As a junior in 2007, started all 12 games while ranking first on the team in interceptions (four) and passes defended (nine). Also ranked fourth in tackles (85).
- Started 14 games as a sophomore in 2006 and finished the season ranked fourth on the team with 92 tackles. Also added one interception, one forced fumble, two passes defended and one tackle for loss.
- Played in five games and finished with seven tackles as a freshman in 2005.

PERSONAL:

- Attended Butte (Mont.) High School and was an offensive and defensive MVP as a senior.
- Finished his prep career with 310 tackles and nine interceptions. As a running back, totaled 850 rushing yards and 12 touchdowns.
- Participates in the Whitefish Winter Classic, an annual event held in Whitefish, Mont. that raises money for families in Northwest Montana with children facing hospitalization and the various expenses surrounding it.
- Earned a degree in business information systems, while also earning a teaching certificate in secondary education.
- Anderson and his wife, Keelie, have two sons, Cage and Krew.

CAREER REGULAR SEASON STATISTICS

Year	GP/GS	Solo	Asst.	Total	Sacks	PD	FF	FR	INT	Yds	Avg.	LG	TD
2013 PHI	14/0	1	1	2	0.0	1	0	0	0	0	0.0	0	0
2012 PHI	14/4	27	10	37	0.0	3	0	0	1	4	4.0	4	0
2011 PHI	12/0	0	0	0	0.0	0	0	0	0	0	0.0	0	0
2010 PHI	8/2	5	3	8	0.0	0	0	0	0	0	0.0	0	0
2009 MIN	PRACTICE SQUAD												
TOTAL	48/6	33	14	47	0.0	4	0	0	1	4	4.0	4	0

CAREER POSTSEASON STATISTICS

Year	GP/GS	Solo	Asst.	Total	Sacks	PD	FF	FR	INT	Yds	Avg.	LG	TD
2013 PHI	1/0	0	0	0	0.0	0	0	0	0	0	0.0	0	0
2010 PHI	1/0	0	0	0	0.0	0	0	0	0	0	0.0	0	0
TOTAL	2/0	0	0	0	0.0	0	0	0	0	0	0.0	0	0

SPECIAL TEAMS TACKLES: 46 (2013 - 16, 2012 - 6, 2011 - 12, 2010 - 12)

COLT ANDERSON QUICK HITS

Favorite team and/or athlete outside of football: Evel Knievel

Favorite music: Anything country

Hobbies outside of football: Art

Favorite food: Anything my mom cooks

Favorite vacation spot: Seeley Lake, MT

Favorite movie: *The Goonies*

What's the one thing you couldn't live without: My family



VICK BALLARD

Running Back 5-10 226 Mississippi State

NFL Exp: 3 (3rd Year with Colts)

How Acquired: D5 – 2012 (170th overall)

Born: 7/16/90

GP/GS (Postseason): 17/13 (1/1)

33

CAREER TRANSACTIONS:

- Selected by the Colts in the fifth round (170th overall) of the 2012 NFL Draft.

PRO CAREER:

- Started the final 12 games of his rookie season, leading the Colts with 211 carries for 814 rushing yards.
- His 19-yard touchdown reception in overtime at Tennessee (10/28/12) gave the Colts their first road win of the season. The touchdown was also the first of his NFL career.
- Had his first career 100-yard rushing game (105 yards) at Houston (12/16/12).
- Ranked second in the AFC and fifth in the NFL among rookies in rushing yards (814) in 2012.

2013 (COLTS):

- Started at running back in the regular season opener against Oakland (9/8) and finished with 13 carries for 63 yards (4.8 avg.). Also caught one pass for a loss of five yards.
- Placed on Injured Reserve on September 13, 2013.

2012 (COLTS):

- Played in all 16 games, starting the final 12 in his rookie season. Led the Colts with 211 carries for 814 rushing yards to go along with two touchdowns. Also added 17 catches for 152 receiving yards and a touchdown.
- Ranked second in the AFC and fifth in the NFL among rookies in rushing yards.
- Saw action in his first career NFL game against Chicago (9/9).
- Made his first career NFL start in Week 6 against the Jets (10/14) and contributed with eight carries for 25 yards and two receptions for 17 yards.
- Started at running back against Cleveland (10/21) and logged 84 rushing yards on 20 carries while adding one reception for 19 yards.
- Started at running back against Tennessee (10/28) and totaled 12 carries for 55 yards and contributed with the game-winning 16-yard touchdown reception in overtime to seal a 19-13 victory. Was part of a Colts rushing attack that generated a season-high 171 rushing yards.
- Recorded nine carries for 41 yards and one touchdown at Detroit (12/2). The rushing touchdown was the first of his career and his second score of the season.
- Started at running back against Tennessee (12/9) and led both teams in rushing while setting a then-season-high with 94 yards on 19 carries. Also caught one pass for 10 yards.
- Posted his first career 100-yard game and totaled 18 carries for 105 yards at Houston (12/16). It was the team's highest rushing total since Donald Brown posted 161 yards against Tennessee (12/18/11). Contributed with five carries for 60 yards on the team's second touchdown drive of the game.
- Finished the game with 27 carries for 78 yards and tallied a one-yard touchdown starting at running back against Houston (12/30).
- In his first career postseason game, started at running back at Baltimore (1/6/13) and led the team in rushing with 22 carries for 91 yards. It was the ninth-most rushing yards by a Colts running back in a single postseason game and the most since Dominic Rhodes totaled 113 yards against the Bears in Super Bowl XLI (2/4/07). Also added one catch for three yards.

COLLEGE:

- Started 23-of-25 games at Mississippi State, totaling 379 rushes for 2,157 yards (5.6 ypc.) and 29 touchdowns while adding 30 catches for 293 yards and two scores.
- Registered 2,450 all-purpose yards with an average of 98.0 yards per game.
- Prior to his arrival at MSU, performed in 23 games for Mississippi Gulf Coast College, where he racked up 2,283 yards and 34 touchdowns on 381 carries.

BALLARD SINGLE-GAME HIGHS

Att:	27 vs. HOU (12/30/12)
Yards:	105 at HOU (12/16/12)
TDs:	1, two times (Last: vs. HOU 12/30/12)
LG:	26 vs. CLE (10/21/12)

ADMINISTRATION

COACHING
STAFFFOOTBALL
OPERATIONSBUSINESS
OPERATIONS

PLAYERS

2013 SEASON
IN REVIEWCOLTS
HISTORY

RECORDS

COLTS IN THE
COMMUNITY

- His collegiate totals included 760 carries for 4,440 yards (5.8 ypc.) with 65 touchdowns and 35 receptions for 334 yards and four scores.
- His 186 points scored at Mississippi State rank fifth on the school's all-time records list while his 2,157 rushing yards rank 10th in school annals.

PERSONAL:

- Attended Pascagoula (Miss.) High School.
- Totaled 17 touchdowns while rushing for 940 yards and compiling 522 receiving yards as a senior.
- Played in the Max Emfinger All-America Game.
- Assisted with the "Saving Our Youth" Celebrity Basketball Tournament at the Indiana Black Expo in 2013.
- Was a drill leader for the Change the Play Kickoff event at Riley Hospital.
- Participated in the 2012 Colts Rookie Community Blitz at Concord Neighborhood Center, helping local children with reading, crafts and fitness activities.
- As a part of the Colts Community Ticket Block program, joined 2012 rookie teammates in donating 10 tickets per game to youth organizations.
- A native of Pascagoula, Miss.

CAREER REGULAR SEASON STATISTICS

Year	GP/GS	No.	Yards	RUSHING			RECEIVING				
				Avg.	LG	TD	No.	Yards	Avg.	LG	TD
2013 IND	1/1	13	63	4.8	12	0	1	-5	-5.0	-5	0
2012 IND	16/12	211	814	3.9	26	2	17	152	8.9	19	1
TOTAL	17/13	224	877	3.9	26	2	18	147	8.2	19	1

CAREER POSTSEASON STATISTICS

Year	GP/GS	No.	Yards	RUSHING			RECEIVING				
				Avg.	LG	TD	No.	Yards	Avg.	LG	TD
2013 IND							INJURED RESERVE				
2012 IND	1/1	22	91	4.1	24	0	1	3	3.0	3	0
TOTAL	1/1	22	91	4.1	24	0	1	3	3.0	3	0

VICK BALLARD QUICK HITS

Hobbies outside of football: Reading, model cars

Favorite food: BBQ

Favorite vacation spot: Bed

Favorite movie: *Harlem Nights*

What's the one thing you couldn't live without: My computer



AHMAD BRADSHAW

Running Back 5-10 217 Marshall

NFL Exp: 8 (2nd Year with Colts)

How Acquired: FA - 2013

Born: 3/19/86

GP/GS (Postseason): 87/35 (9/3)



44

CAREER TRANSACTIONS:

- Signed by the Colts as a free agent on June 11, 2013.
- Waived by the New York Giants on February 6, 2013.
- Selected by the Giants in the seventh round (250th overall) of the 2007 NFL Draft.

BRADSHAW SINGLE-GAME HIGHS

Att:	30 vs. CLE (10/7/12)
Yards:	200 vs. CLE (10/7/12)
TDs:	3 vs. BUF (10/16/11)
LG:	88t at BUF (12/23/07)

PRO CAREER:

- Ranks sixth in Giants history in rushing yards, seventh in rushing attempts and ninth in rushing touchdowns.
- Has returned 77 kickoffs for 1,788 yards, which ranks fourth in Giants history.
- Has recorded two 1,000-yard rushing seasons (2010 and 2012) and has rushed for over 100 yards in a game 12 times.



- Was a part of two Super Bowl Championships with the Giants (XLII and XLVI).
- Scored the game-winning touchdown in Super Bowl XLVI on a six-yard run with 57 seconds left in the game. It marked the fourth time in Super Bowl history the game-winning touchdown had been scored in the final minute. Bradshaw's score is the only rushing touchdown of the four.
- In nine career postseason games (three starts), has 111 carries for 480 yards and two touchdowns, to go along with 20 catches for 141 yards.
- Ranks second in Giants postseason history in rushing yards, fourth in rushing attempts and tied for fourth in rushing touchdowns.

2013 (COLTS):

- Competed in three games (two starts) and totaled 41 carries for 186 yards and two touchdowns while adding seven receptions for 42 yards.
- Made his Colts debut in the regular season opener against Oakland (9/8) and contributed with seven carries for 26 yards while adding one reception for seven yards.
- Started his first game as a member of the Colts against Miami (9/15) and led the team in rushing with 65 yards on 15 carries while adding three receptions for 19 yards. Notched his first touchdown on a one-yard run in the second quarter to give Indianapolis a 17-14 lead. His effort was part of a Colts rushing offense that generated 133 yards on 26 carries for a 5.1 average.
- Led both teams in rushing with 19 carries for 95 yards (5.0 avg.) and a touchdown in a Week 3 win at San Francisco (9/22). The score was his second as a member of the Colts. His 95 rushing yards marked his highest total dating back to December 30, 2012 against Philadelphia (10/7).
- Was listed as inactive for the team's Week 4 meeting at Jacksonville (9/29) and Week 5 contest against Seattle (10/6).
- Placed on Injured Reserve on October 9.

2012 (GIANTS):

- In 14 games (12 starts), recorded 221 rushing attempts for 1,015 yards and six touchdowns. Also caught 23 passes for 245 yards.
- Posted four 100-yard rushing games en route to his second career 1,000-yard rushing season.
- Rushed for 78 yards and a touchdown on 17 carries in the season opener against Dallas (9/5).
- Rushed 30 times for 200 yards (both career highs) and one touchdown against Cleveland (10/7) and caught four passes for 29 yards. His 229 yards from scrimmage were the most by a member of the Giants since 2005.
- Rushed 27 times for 116 yards and one touchdown at San Francisco (10/14), marking his second straight 100-yard rushing game.
- Caught a career-long 59-yard reception against Green Bay (11/25).
- Rushed 24 times for 103 yards and caught two passes for 13 yards at Washington (12/3).
- Totaled 107 yards and a touchdown on 16 carries against Philadelphia (12/30).

2011 (GIANTS):

- Played in 12 games (nine starts) and tallied 659 yards and a career-high nine touchdowns on 171 carries. Added 34 catches for 267 yards and two touchdowns.
- In four postseason games (three starts), rushed for 272 yards and a touchdown on 63 attempts. Also recorded 16 receptions for 114 yards.
- Rushed for a touchdown in the season-opener at Washington (9/11).
- Named NFC Offensive Player of the Week after rushing for a season-high 104 yards and a career-high three touchdowns against Buffalo (10/16).
- Rushed 15 times for 54 yards and two touchdowns in a victory at the New York Jets (12/24).
- Registered a rushing touchdown and a receiving touchdown against Dallas (1/1/12).
- In Super Bowl XLVI, recorded 72 rushing yards on 17 carries, including the game-winning six-yard touchdown with 57 seconds remaining. Became the first player to rush for a game-winning touchdown in the final minute of a Super Bowl.

2010 (GIANTS):

- Played in all 16 games (11 starts) and posted 276 carries for 1,235 yards (both career highs) and eight touchdowns. Also recorded career highs with 47 receptions for 314 yards.
- His 1,235 rushing yards were the seventh-highest single-season total in Giants history.
- Tallied four 100-yard rushing games, including a season-high 133 yards against Detroit (10/17).
- Named NFC Offensive Player of the Week after rushing for 129 yards and a touchdown on 23 carries against Chicago (10/3).
- Rushed for 126 yards on 24 carries at Dallas (10/25).
- Notched 103 yards and one touchdown on 11 rushing attempts (9.4 avg.) at Minnesota (12/13).

2009 (GIANTS):

- Played in 15 games (one start) and totaled 163 carries for 778 yards and seven touchdowns. Also caught 21 passes for 207 yards and returned six punts for 55 yards.
- Posted two 100-yard rushing games.
- Tallied 104 rushing yards on 14 carries at Tampa Bay (9/27).
- Rushed for 110 yards and two touchdowns on 11 carries against Oakland (10/11). Also recorded a 55-yard reception.
- Recorded 61 yards and two touchdowns on nine rushing attempts at Washington (12/21).

2008 (GIANTS):

- Played in 15 games, tallying 355 rushing yards and one touchdown on 67 carries. Added five receptions for 42 yards and one touchdown.
- Led the team with 39 kickoff returns for 867 yards (22.2 avg.). Returned one punt for six yards.
- Finished with five carries for 52 yards and a touchdown and one reception for 18 yards and a touchdown at St. Louis (9/14). Also returned four kickoffs for 93 yards. Became the first Giants player to score rushing and receiving touchdowns in the same regular season game since 2005.
- Finished with a season-high 11 carries for 65 yards, all in the fourth quarter, against Seattle (10/5).
- Returned five kickoffs for 109 yards against San Francisco (10/19).
- Rushed for a season-high 96 yards on nine carries against Baltimore (11/16). Had a season-long 77-yard run in the fourth quarter.
- Returned three kickoffs for 101 yards (33.7 avg.) at Minnesota (12/28).
- Returned six kickoffs for 180 yards, including a long of 65 yards in an NFC Divisional Playoff game against Philadelphia (1/11/09).

2007 (GIANTS):

- Played in 12 games and finished with 23 carries for 190 yards and one touchdown. Added two receptions for 12 yards. Also returned 38 kickoffs for 921 yards and one punt for one yard.
- In four postseason games, rushed for 208 yards and one touchdown on 48 carries. Caught four passes for 27 yards. Also had one kickoff return for 13 yards.
- Made his NFL debut at Dallas (9/9) and recorded seven kickoff returns for 193 yards.
- Contributed with a season-long 68-yard kickoff return at Detroit (11/18).
- Had a career-high eight kickoff returns for 176 yards against Minnesota (11/25).
- Registered four kickoff returns for 102 yards against Washington (12/16).
- Totaled season highs of 17 carries for 151 yards and one touchdown in the regular season finale at Buffalo (12/23). Added four kickoff returns for 99 yards.
- Rushed for 66 yards on 17 carries in an NFC Wild Card Playoff game at Tampa Bay (1/6/08).
- Ran for 34 yards on seven attempts in an NFC Divisional Playoff game at Dallas (1/13/08).
- Finished with 16 carries for 63 yards and a touchdown in the NFC Championship Game at Green Bay (1/20/08).
- Rushed for 45 yards on nine carries in Super Bowl XLII against New England (2/3/08).

COLLEGE:

- Played in 32 games (22 starts) in three seasons at Marshall.
- Rushed 552 times for 2,987 yards (5.4 avg.) and 31 touchdowns. Also caught 86 passes for 696 yards and five touchdowns.
- Added 118 yards on 11 punt returns and 225 yards on 10 kickoff returns.
- Became the 10th player in school history to gain more than 4,000 all-purpose yards in a career and the eighth player to gain over 1,000 yards rushing (1,523 in 2006) in a season.

PERSONAL:

- Attended Graham High School in Bluefield, Va. and recorded 5,265 rushing yards and 92 touchdowns for his career.
- As a senior, earned *SuperPrep* and *PrepStar* All-America honors after rushing for 2,557 rushing yards and 31 touchdowns.
- As a junior, tallied 2,282 yards and 27 touchdowns.
- Hosts an annual football camp in his hometown of Bluefield, Va.
- Majored in sports management and marketing at Marshall.



CAREER REGULAR SEASON STATISTICS

Year	GP/GS	No.	Yards	RUSHING			RECEIVING				
				Avg.	LG	TD	No.	Yards	Avg.	LG	TD
2013 IND	3/2	41	186	4.5	27	2	7	42	6.0	14	0
2012 NYG	14/12	221	1,015	4.6	37	6	23	245	10.7	59	0
2011 NYG	12/9	171	659	3.9	37	9	34	267	7.9	26	2
2010 NYG	16/11	276	1,235	4.5	48t	8	47	314	6.7	18	0
2009 NYG	15/1	163	778	4.8	38	7	21	207	9.9	55	0
2008 NYG	15/0	67	355	5.3	77	1	5	42	8.4	18t	1
2007 NYG	12/0	23	190	8.3	88t	1	2	12	6.0	11	0
TOTAL	87/35	962	4,418	4.6	88t	34	139	1,129	8.1	59	3

CAREER REGULAR SEASON RETURN STATISTICS

Year	GP/GS	PR	FC	Yards	Avg.	LG	TD	KR	Yards	Avg.	LG	TD
2009 NYG	15/1	6	1	55	9.2	20	0	0	0	0.0	0	0
2008 NYG	15/0	1	0	6	6.0	6	0	39	867	22.2	58	0
2007 NYG	12/0	1	0	1	1.0	1	0	38	921	24.2	68	0
TOTAL	42/1	8	1	62	7.8	20	0	77	1,788	23.2	68	0

CAREER POSTSEASON STATISTICS

Year	GP/GS	No.	Yards	RUSHING			RECEIVING					
				Avg.	LG	TD	No.	Yards	Avg.	LG	TD	
2013 IND				INJURED RESERVE								
2011 NYG	4/3	63	272	4.3	30	1	16	114	7.1	30	0	
2008 NYG	1/0	0	0	0.0	0	0	0	0	0.0	0	0	
2007 NYG	4/0	48	208	4.3	13	1	4	27	6.8	9	0	
TOTAL	9/3	111	480	4.3	30	2	20	141	7.1	30	0	

CAREER POSTSEASON RETURN STATISTICS

Year	GP/GS	PR	FC	Yards	Avg.	LG	TD	KR	Yards	Avg.	LG	TD
2011 NYG	4/3	0	0	0	0.0	0	0	0	0	0.0	0	0
2008 NYG	1/0	0	0	0	0.0	0	0	6	180	30.0	65	0
2007 NYG	4/0	0	0	0	0.0	0	0	1	13	13.0	13	0
TOTAL	9/3	0	0	0	0.0	0	0	7	193	27.6	65	0


AHMAD BRADSHAW QUICK HITS

Favorite team and/or athlete outside of football: Chicago Bulls

Hobbies outside of football: Video games

Favorite food: Seafood

What's the one thing you couldn't live without: Football



SERGIO BROWN

Safety 6-2 218 Notre Dame

NFL Exp: 5 (3rd Year with Colts)

How Acquired: W – 2012 (NE)

Born: 5/22/88

GP/GS (Postseason): 56/3 (7/0)

CAREER TRANSACTIONS:

- Claimed by the Colts off waivers (New England) on September 1, 2012.
- Waived by the New England Patriots on August 31, 2012.
- Elevated to the Patriots 53-man roster on October 23, 2010.
- Signed to the Patriots practice squad on September 6, 2010.

BROWN SINGLE-GAME HIGHS

Tackles:	8 vs. SD (9/18/11)
Int:	1 vs. SD (9/18/11)
PD:	1, 2 times (Last: vs. GB 10/7/12)

- Released by the Patriots on September 4, 2010.
- Signed by the Patriots as an undrafted free agent on April 29, 2010.

2013 (COLTS):

- Completed in 14 contests at safety and on special teams. Tallied one tackle on defense and ranked tied for third with nine special teams stops. Also contributed with one fumble recovery on special teams and a blocked field goal.
- In a Week 4 victory at Jacksonville (9/29), totaled one tackle and two special teams stops and was part of a secondary that limited the Jaguars to 165 net passing yards.
- In the team's Week 7 victory against Denver (10/20), logged two tackles and one fumble recovery on special teams and assisted punter Pat McAfee in setting a single-game franchise record by downing two of his six punts inside the 20-yard line, including one at the two-yard line late in the second quarter. Toward the end of the first quarter, fullback Stanley Havili forced a fumble on a Broncos punt, which was recovered by Brown. The turnover led to a Colts touchdown and an Indianapolis 10-7 lead.
- Finished with one special teams tackle and one blocked field goal in a Week 12 loss at Arizona (11/24). It was the team's second field goal block of the season and the first since a Week 5 meeting against Seattle.
- In a Week 13 victory against Tennessee (12/1), recovered a Colts muffed punt, which he returned six yards. Also added one tackle.
- In a Week 14 loss at Cincinnati (12/8), downed one punt at the Bengals one-yard line and saved another kick from entering the end zone which was then downed at the Cincinnati four-yard line.
- Saw action at safety and on special teams during a Wild Card Playoff victory against Kansas City (1/4). Finished the game with one special teams stop.
- In the team's Divisional Playoff loss at New England (1/11), competed at safety and on special teams, but did not record a tackle.

2012 (COLTS):

- Appeared in all 16 games and recorded two solo tackles, one pass defended and 10 special teams stops (nine solo).
- Saw action in his first contest as a member of the Colts at Chicago (9/9).
- Totaled one tackle in a Week 3 meeting against Jacksonville (9/23) and added a stop on special teams.
- Participated in the Colts secondary and on special teams against Green Bay (10/7) and totaled one tackle, one pass defended and three special teams stops.
- Saw action on special teams at Jacksonville (11/8) and pinned a punt at the Jaguars four-yard line.
- Completed in the secondary and on special teams at New England (11/18) and finished with three special teams tackles.
- Participated on special teams against Buffalo (11/25) and pinned a Pat McAfee punt at the one-yard line in the first quarter. Also added one special teams tackle.
- Contributed with one tackle on special teams in the team's 20-13 victory at Kansas City (12/23).
- Saw action on special teams against Houston (12/30) and downed a Pat McAfee punt at the three-yard line in the second quarter.
- Competed on special teams during the Colts AFC Wild Card loss to Baltimore (1/6) and contributed with one special teams stop.

2011 (PATRIOTS):

- Played in 15 games with three starts, contributing with 30 tackles, nine special teams tackles and one interception.
- Saw action on special teams in all three playoff games, making three special teams tackles.
- Recorded his first career interception against San Diego (9/18) in his first career start. Picked off Philip Rivers at the New England 17-yard line. Held Chargers tight end Antonio Gates without a reception and added eight tackles.
- Picked up two special teams tackles in the Divisional Playoffs against Denver (1/14/12).

2010 (PATRIOTS):

- Finished the season with nine total tackles, three special teams tackles and one special teams fumble recovery.
- Played in his first NFL game in a 23-20 win at San Diego (10/24), a day after being signed to the active roster. Finished the game with five tackles.
- Recovered a muffed punt return by C.J. Spiller at Buffalo (12/26) late in the fourth quarter for his first career fumble recovery in a 34-3 win.

**COLLEGE:**

- Played in 44 games with 18 starts and finished with 89 total tackles at Notre Dame.
- After participating primarily on special teams during his first two seasons, became a starter midway through his junior season in 2008.
- As a senior in 2009, started in 12 games and finished with 50 total tackles with 1.0 sack.
- As a junior in 2008, started in six-of-13 games and finished with 28 tackles and 1.0 sack.
- Played on special teams and as a reserve in the secondary as a freshman and sophomore.
- Saw action in 11-of-13 games as a true freshman in 2006.

PERSONAL:

- Accounted for 710 all-purpose yards and scored four touchdowns as a senior wide receiver at Proviso East High School in Maywood, Ill.
- Also had 41 tackles, 2.0 sacks and six interceptions as a senior safety.
- Was a speaker at the NFL PLAY 60 Super School Visit and participated in a Riley Hospital Visit.
- Helped fit 450 children with properly fitting shoes and hats for winter as part of the eighth annual Cold Feet, Warm Shoes event.
- Participated in the Colts annual Hometown Huddle event which created a new fitness room at the Kaleidoscope Youth Center.
- Majored in marketing.

CAREER REGULAR SEASON STATISTICS

Year	GP/GS	Solo	Asst.	Total	Sacks	PD	FF	FR	INT	Yds	Avg.	LG	TD
2013 IND	14/0	1	0	1	0.0	0	0	0	0	0	0.0	0	0
2012 IND	16/0	2	0	2	0.0	1	0	0	0	0	0.0	0	0
2011 NE	15/3	27	3	30	0.0	1	0	0	1	2	2.0	2	0
2010 NE	11/0	8	1	9	0.0	0	0	1	0	0	0.0	0	0
TOTAL	56/3	38	4	42	0.0	2	0	1	1	2	2.0	2	0

CAREER POSTSEASON STATISTICS

Year	GP/GS	Solo	Asst.	Total	Sacks	PD	FF	FR	INT	Yds	Avg.	LG	TD
2013 IND	2/0	0	0	0	0.0	0	0	0	0	0	0.0	0	0
2012 IND	1/0	0	0	0	0.0	0	0	0	0	0	0.0	0	0
2011 NE	3/0	0	0	0	0.0	0	0	0	0	0	0.0	0	0
2010 NE	1/0	0	0	0	0.0	0	0	0	0	0	0.0	0	0
TOTAL	7/0	0	0	0	0.0	0	0	0	0	0	0.0	0	0

SPECIAL TEAMS TACKLES: 31 (2013 - 9, 2012 - 10, 2011 - 9, 2010 - 3)

ADDITIONAL STATISTICS: Recovered three fumbles on special teams (at BUF 12/26/10, vs. DEN 10/20/13, vs. TEN 12/1/13) and blocked a field goal at Arizona (11/24/13).

POSTSEASON SPECIAL TEAMS TACKLES: 2013 - 1

SERGIO BROWN QUICK HITS

Favorite team and/or athlete outside of football: Michael Jordan

Favorite musician and/or song: Young Jeezy

Hobbies outside of football: Traveling and riding jet skis

What is something interesting about you that most people may not know: I have never had coffee before.


Favorite food: Tacos or jerk chicken

Favorite vacation spot: San Pedro, Belize

If you could have lunch with three people, living or dead, who would they be: Bob Marley, John F. Kennedy and Tupac Shakur

Favorite movie: *Paid in Full* and *The Sandlot*

What's the one thing you couldn't live without: Chocolate



MARCUS BURLEY

Cornerback 5-10 189 Delaware

NFL Exp: 1 (1st Year with Colts)

How Acquired: FA – 2014

Born: 7/16/90

GP/GS (Postseason): 0/0 (0/0)

29

CAREER TRANSACTIONS:

- Signed by the Colts to a reserve/future contract on January 13, 2014.
- Signed to the Colts practice squad on January 7, 2014.
- Signed to the St. Louis Rams practice squad on December 18, 2013.
- Released from the Philadelphia Eagles practice squad on November 14, 2013.
- Signed to the Eagles practice squad on October 10, 2013.
- Released from the Philadelphia practice squad on October 22, 2013.
- Signed to the Eagles practice squad on October 9, 2013.
- Released from the Jacksonville Jaguars practice squad on October 1, 2013.
- Signed to the Jaguars practice squad on September 17, 2013.
- Waived by Jacksonville on September 16, 2013.
- Elevated to the Jaguars active roster from the practice squad on September 14, 2013.
- Signed to the Jacksonville practice squad on September 1, 2013.
- Waived by the Jaguars on August 28, 2013.
- Signed by Jacksonville as an undrafted free agent on April 28, 2013.

BURLEY SINGLE-GAME HIGHS

Tackles:	N/A
Int:	N/A
PD:	N/A

2013 (JAGUARS/EAGLES/RAMS/COLTS):

- Spent the 2013 season as a member of the practice squad for the Jacksonville Jaguars, Philadelphia Eagles, St. Louis Rams and Colts.

COLLEGE:

- Was a four-year letterman at Delaware and appeared in 48 games (33 starts).
- His collegiate career totals included 169 tackles (119 solo), 18 passes defended, four interceptions, three tackles for a loss, three fumble recoveries and one forced fumble.
- As a senior, started all 11 games and recorded 27 tackles (19 solo), five passes defended and one fumble recovery.
- Earned Third Team All-CAA honors as a junior while starting all 11 games at cornerback.
- As a redshirt freshman in 2009, tallied a career-high 51 tackles (39 solo), including a single-game-high of nine tackles against William & Mary.

PERSONAL:

- Attended Highland Springs (Va.) High School and led team to a 10-0 record and a Capital District title in 2007.
- Majored in sport management and minored in leadership.

DID YOU KNOW: Cornerback Marcus Burley was one of eight former Delaware Blue Hens who appeared on an NFL regular season roster in 2013. Burley joined Joe Flacco (Ravens), Gino Gradkowski (Ravens), Paul Worrlow (Falcons), Anthony Walters (Bears), Pat Devlin (Dolphins), Ronald Talley (Cardinals) and current Colts teammate Mike Adams (Broncos).



BRANDON BURTON

Cornerback 6-0 185 Utah

NFL Exp: 4 (1st Year With Colts)

How Acquired: W – 2014 (Cincinnati)

Born: 7/31/89

GP/GS (Postseason): 19/1 (0/0)

37

CAREER TRANSACTIONS:

- Claimed by the Colts off waivers (Cincinnati) on June 12, 2014.
- Released by the Cincinnati Bengals on June 11, 2014.
- Signed by the Bengals as a free agent on December 30, 2013.
- Released by the Buffalo Bills on October 25, 2013.
- Claimed off waivers by the Bills (Minnesota) on September 1, 2013.
- Waived by the Minnesota Vikings on August 31, 2013.
- Originally selected by the Vikings in the fifth round (139th overall) of the 2011 NFL Draft.

2013 (BILLS):

- Appeared in five games for the Bills on special teams and defense.
- Recorded two assisted tackles and one pass defended in Week 4 against Baltimore (9/29).
- Was listed as inactive for Weeks 5 and 6 before being released.

2012 (VIKINGS):

- Played in four games for the Vikings primarily on special teams.
- Saw action on defense and special teams in season opener vs. Jacksonville (9/9).
- Played on kickoff return at Detroit (9/30) when Percy Harvin returned the opening kickoff 105 yards for a touchdown.

2011 (VIKINGS):

- Saw action in 10 games with one start as a rookie for the Vikings and was a regular on special teams.
- Made his NFL debut against Arizona (10/9), in the first win of the season for the Vikings.
- Started his first game as nickel back against New Orleans (12/18).

COLLEGE:

- Started 25-of-37 games at Utah, finishing with 101 tackles (71 solo), five tackles for loss, 1.0 sack, three interceptions, and 18 passes defended.
- Started all 13 games as a redshirt junior in 2010 at cornerback and earned Second Team All-Midwestern Conference honors after posting 51 tackles, one tackle for loss, two interceptions and eight passes defended.
- Started 12-of-13 games as a redshirt sophomore in 2009 and recorded 47 tackles, four tackles for loss, 1.0 sack, one interception and a team-high 10 passes defended, which also tied for second in the conference.
- Played in 11 games primarily on special teams as a redshirt freshman in 2008.
- Redshirted and made the Athletic Director's Honor Roll in 2007.

PERSONAL:

- Attended Clear Creek High School in League City, Texas.
- Voted a two-time team captain and earned all-district honors as a junior and senior after snagging 11 career interceptions.
- Named an all-district return specialist while totaling 10 returns for touchdowns in his high school career.
- Also lettered in track and qualified for the Junior Olympics in the 200 meters.
- A native of Houston.

CAREER REGULAR SEASON STATISTICS

Year	GP/GS	Solo	Asst.	Total	Sacks	PD	FF	FR	INT	Yards	Avg.	LG	TD
2013 BUF	5/0	0	2	2	0.0	1	0	0	0	0	0.0	0	0
2012 MIN	4/0	0	0	0	0.0	0	0	0	0	0	0.0	0	0
2011 MIN	10/1	3	0	3	0.0	0	0	0	0	0	0.0	0	0
TOTAL	19/1	3	2	5	0.0	1	0	0	0	0	0.0	0	0

BURTON SINGLE-GAME HIGHS

Tackles:	3 vs. NO (12/18/11)
Int:	0
PD:	1 vs. BAL (9/29/13)

ADMINISTRATION


COACHING
STAFFFOOTBALL
OPERATIONSBUSINESS
OPERATIONS

PLAYERS

2013 SEASON
IN REVIEWCOLTS
HISTORY

RECORDS

COLTS IN THE
COMMUNITY

**BRANDON BURTON QUICK HITS****Favorite team and/or athlete outside of football:** Houston Rockets and Usain Bolt**Hobbies outside of football:** Golf**What is something interesting about you that most people may not know:** I was born in Germany.**Favorite food:** Pasta**Favorite vacation spot:** U.S. Virgin Islands**If you could have lunch with three people, living or dead, who would they be:** Jesus Christ, Barack Obama and Usain Bolt**Favorite movie:** *The Wood***DARIUS BUTLER****Cornerback 5-10 188 Connecticut****NFL Exp:** 6 (3rd Year with Colts)**How Acquired:** FA – 2012**Born:** 3/18/86**GP/GS (Postseason):** 69/25 (5/1)**20****CAREER TRANSACTIONS:**

- Signed by the Colts as a free agent on September 25, 2012.
- Waived by the Carolina Panthers on August 31, 2012.
- Claimed off waivers by the Panthers on September 8, 2011.
- Waived by the New England Patriots on September 7, 2011.
- Originally selected by the Patriots in the second round (41st overall) of the 2009 NFL Draft.

BUTLER SINGLE-GAME HIGHS

Tackles:	8, four times (Last: vs. JAX 12/29/13)
Int:	2, two times (Last vs. HOU 12/15/13)
PD:	3, two times (Last vs. HOU 12/15/13)

2013 (COLTS):

- Played in 16 games (seven starts) and recorded 52 tackles (43 solo), four interceptions (one returned for a touchdown), one fumble recovery and 15 passes defended. Also contributed with five special teams tackles.
- Saw action in the secondary and on special teams during the team's Week 2 loss against Miami (9/15). Finished the game with one tackle, one pass defended, one special teams stop and contributed with his first career punt return of nine yards.
- Tallied two tackles and one pass defended in the team's Week 3 victory at San Francisco (9/22). Was part of a secondary that limited 49ers quarterback Colin Kaepernick to two completions in the first half and 139 total net passing yards.
- In a Week 4 victory against Jacksonville (9/29), intercepted a Blaine Gabbert pass and returned it 41 yards for a touchdown to give the Colts a 10-3 lead in the second quarter. It was the fourth interception return for a touchdown in his career and he now ranks tied for third in franchise history with three interception returns for touchdowns. For the second consecutive year, Butler returned an interception for a touchdown against the Jaguars in Jacksonville. Also contributed with four solo tackles and two special teams stops.
- In a Week 5 victory against Seattle (10/6), made his first start of the season at cornerback and intercepted a Russell Wilson pass on Seattle's final drive of the game to help seal the win. The interception was the ninth of his career and his second in as many games. Also contributed with two tackles and two passes defended.
- Contributed with five tackles and a career-high three passes defended in a Week 7 victory against Denver (10/20). Was part of a secondary that held the Broncos and quarterback Peyton Manning to 2013 single-game first half lows in net yards (134) and net passing yards (101).
- Compiled two tackles and one pass defended in the team's Week 11 victory at Tennessee (11/14). Made two crucial plays in the fourth quarter on Tennessee's second to last drive of the game. On second down, dove to deflect a pass, which prevented a first down. On the next play tracked down Titans wide receiver Kendall Wright following an 11-yard reception and stopped him short of a first down to force a punt.
- Started his first game of the season at left cornerback in the team's Week 13 win against Tennessee (12/1). Led the secondary and tied a career-high with eight tackles (six solo) while adding one pass defended. Also contributed with one special teams tackle.
- Made his second consecutive start at left cornerback in a Week 14 loss at Cincinnati (12/8). Finished with six tackles (four solo).



- Finished with one tackle, two interceptions and tied a career-high with three passes defended, starting at cornerback in a Week 15 victory against Houston (12/15). Intercepted his third pass of the season in the second quarter, which led to a Colts field goal and a 10-3 lead. His second interception of the game also came in the second quarter, marking his second career multiple-interception contest (Nov. 18, 2012 at Jacksonville).
- Started at left cornerback in a Week 16 win at Kansas City (12/22) and finished with five tackles (four solo). Was part of a secondary that held the Chiefs to 132 net passing yards. Also competed on special teams and finished with one tackle.
- Led the secondary and tied a career-high with eight tackles (six solo) while contributing with two passes defended and one fumble recovery starting at left cornerback in a Week 17 win against Jacksonville (12/29). The fumble recovery was his first of the season and the third of his career. It also led to a Colts touchdown on the ensuing offensive possession.
- Tallied five tackles (four solo) and one pass defended during the team's Wild Card Playoff win against Kansas City (1/4/14).
- Started his first career postseason contest during the team's Divisional Playoff loss at New England (1/11/14). Completed four tackles (three solo) and one pass defended.

2012 (COLTS):

- Signed by the Colts as a free agent on September 25 and totaled 30 tackles (23 solo), seven passes defended, four interceptions, including two returned for touchdowns, one forced fumble and one fumble recovery in 11 games played (four starts). Added five special teams stops.
- Saw significant time in the secondary during a Week 9 contest against Miami (11/4) and totaled two tackles and one pass defended. Also added two special teams stops.
- Made his first start as a member of the Colts at Jacksonville (11/8) and contributed with four tackles, two interceptions and one fumble recovery. On his first interception in the third quarter, he returned the pick 11 yards for a touchdown. The interceptions were the fourth and fifth of his career and his first since 2009. It was the first two-interception, pick-six performance for a member of the Colts since December 7, 2008 and the first three takeaway game since 1986. Was named AFC Defensive Player of the Week for his performance.
- Started at right cornerback at New England (11/18) and contributed with six tackles (four solo) and one forced fumble.
- Against Buffalo (11/25), started at right cornerback and finished with five tackles and one pass defended.
- At Detroit (12/2), finished with one tackle and two passes defended starting as the nickel.
- Notched an interception, two tackles and one pass defended against Tennessee (12/9). The interception led to an Adam Vinatieri 40-yard field goal and gave the Colts a 27-23 lead.
- Intercepted a Brady Quinn pass on the Chiefs first offensive possession of the game and returned it 32 yards for a touchdown and a Colts 7-0 lead at Kansas City (12/23). The pick was the team's fourth interception return for a touchdown, the fourth pick of the season for Butler and his second interception return for a touchdown. Butler's four interceptions set a new career-high (previous best was three in 2009). The team's four interception returns for a touchdown also tied a franchise best (1959, '65, '68, '75 and '96).
- Saw action in the team's Wild Card Playoff loss at Baltimore (1/6/13) and totaled four solo tackles.

2011 (PANTHERS):

- Played in 13 games with six starts after being claimed off waivers from New England in September.
- Registered 29 tackles (26 solo) and seven passes defended, while adding two special teams tackles.

2010 (PATRIOTS):

- Played in 15 games with three starts, recording 28 tackles (26 solo) and six passes defended.
- Also saw action in one postseason contest against the New York Jets (1/16/11), where he made one solo tackle.

2009 (PATRIOTS):

- Played in 14 games with five starts.
- Posted 33 tackles (29 solo), three interceptions, including one returned for a touchdown, and eight passes defended.
- Returned five kickoffs for 104 yards.
- Intercepted his first career pass when he picked off Kerry Collins in his first NFL start against Tennessee (10/18).
- At Houston (1/3/10), picked off a pass from quarterback Matt Schaub and returned it 91 yards for a touchdown. It was the fourth-longest interception return in New England Patriots history.
- Completed in the team's Wild Card Playoff contest against Baltimore (1/10/10).

COLLEGE:

- Started all 45 games he played in at Connecticut.
- Tallied 180 tackles, three forced fumbles, 10 interceptions, including two returned for touchdowns, and 26 passes defended.
- Averaged 25.6 yards on 35 kickoff returns with one touchdown.



- Earned First Team All-Big East Conference honors as a senior in 2008.
- Started 10 games and collected 40 tackles and four passes defended.
- Returned 20 kickoffs for 471 yards.
- Saw action on offense at wide receiver, scoring one receiving touchdown and one rushing touchdown.
- Started 13 games as a junior in 2007.
- Produced 54 tackles, two forced fumbles, two interceptions and seven passes defended.
- Tied for the team lead with four interceptions as a sophomore in 2006.
- As a freshman in 2005, ranked first on the team with four interceptions and eight passes defended.
- Returned an interception 86 yards for a touchdown and a kickoff 90 yards for a score to become the first Husky to have a defensive and special teams touchdown in the same season.
- Redshirted as a true freshman in 2004.

PERSONAL:

- Attended Coral Springs (Fla.) Charter School.
- Takes part in the Colts Community Ticket Block program and donated gameday experience packages as part of the Darius Butler Foundation.
- Majored in sociology at Connecticut.

CAREER REGULAR SEASON STATISTICS

Year	GP/GS	Solo	Asst.	Total	Sacks	PD	FF	FR	INT	Yds	Avg.	LG	TD
2013 IND	16/7	43	9	52	0.0	15	0	1	4	79	19.8	41t	1
2012 IND	11/4	23	7	30	0.0	7	1	1	4	101	25.3	51	2
2011 CAR	13/6	26	3	29	0.0	7	0	0	0	0	0.0	0	0
2010 NE	15/3	26	2	28	0.0	6	0	1	0	0	0.0	0	0
2009 NE	14/5	29	4	33	0.0	8	0	0	3	91	30.3	91t	1
TOTAL	69/25	147	25	172	0.0	43	1	3	11	271	24.6	91t	4

CAREER REGULAR SEASON RETURN STATISTICS

Year	GP/GS	PR	FC	Yards	Avg.	LG	TD	KR	Yards	Avg.	LG	TD
2013 IND	2/0	1	0	9	9.0	9	0	0	0	0.0	0	0
2009 NE	14/5	0	0	0	0.0	0	0	5	104	20.8	26	0
TOTAL	16/5	1	0	9	9.0	9	0	5	104	20.8	26	0

CAREER POSTSEASON STATISTICS

Year	GP/GS	Solo	Asst.	Total	Sacks	PD	FF	FR	INT	Yds	Avg.	LG	TD
2013 IND	2/1	7	2	9	0.0	2	0	0	0	0	0.0	0	0
2012 IND	1/0	4	0	4	0.0	0	0	0	0	0	0.0	0	0
2010 NE	1/0	1	0	1	0.0	0	0	0	0	0	0.0	0	0
2009 NE	1/0	1	0	1	0.0	0	0	0	0	0	0.0	0	0
TOTAL	5/1	13	2	15	0.0	2	0	0	0	0	0.0	0	0

SPECIAL TEAMS TACKLES: 12 (2013 - 5, 2012 - 5, 2011 - 2)

DARIUS BUTLER QUICK HITS

Favorite team and/or athlete outside of football: Miami Heat and LeBron James

Hobbies outside of football: Playing basketball and playing cards

What is something interesting about you that most people may not know: I speak four languages fluently.

Favorite food: Lasagna

Favorite vacation spot: Jamaica

If you could have lunch with three people, living or dead, who would they be: Barack Obama, Muhammad Ali and Bill Gates

Favorite movie: *Blow*

What's the one thing you couldn't live without: My kids



ANTHONY CASTONZO

Tackle 6-7 311 Boston College

NFL Exp: 4 (4th Year with Colts)

How Acquired: D1 – 2011 (22nd overall)

Born: 8/9/88

GP/GS (Postseason): 44/44 (3/3)

74

CAREER TRANSACTIONS:

- Selected by the Colts in the first round (22nd overall) of the 2011 NFL Draft.

PRO CAREER:

- Has started all 44 games he has played in during his NFL career.
- Blocked for quarterback Andrew Luck (2012-13) who threw for the most passing yards (8,196) in the first two seasons of a quarterback's career in NFL history.
- Part of an offensive line that assisted the Colts in averaging 27.5 rushing attempts and 104.4 rushing yards per game in 2012, the most for the team in five seasons.

2013 (COLTS):

- Started all 16 games at left tackle for the second consecutive year. Provided time for the Colts to average 341.8 net yards per game, which included a 108.9 rushing average, the team's highest mark since 2006.
- In the team's Week 3 win at San Francisco (9/22) blocked for Indianapolis' leading rusher, Ahmad Bradshaw (95 yards). Also provided time for quarterback Andrew Luck to throw for 159 yards on 17 completions.
- Blocked for a Colts rushing attack that totaled 157 net yards in a 37-3 victory at Jacksonville (9/29). It marked the fourth consecutive game the team topped the 100-yard rushing plateau. Also provided time for quarterback Andrew Luck to compile 257 passing yards on 21 completions.
- Blocked for a Colts offense that registered 317 net yards in a Week 5 victory against Seattle (10/6). Provided time for quarterback Andrew Luck to complete 16 passes for 229 yards and two touchdowns, including a 73-yard touchdown strike to wide receiver T.Y. Hilton.
- In a Week 7 victory against Denver (10/20), assisted quarterback Andrew Luck in throwing for 228 yards and three touchdowns while blocking for Luck's third quarter rushing touchdown. Also opened rushing lanes for the Colts to tally 121 yards as a team marking the sixth game of the season Indianapolis finished with 100-plus rushing yards.
- In a Week 10 loss against St. Louis (11/10), blocked for a Colts offense that totaled 406 net yards, including 353 passing yards from quarterback Andrew Luck.
- Opened rushing lanes for the Colts to record their seventh 100-plus rushing yard game (137) of the season in a win at Tennessee (11/14). Also assisted quarterback Andrew Luck in throwing for 232 yards en route to the team's 366 net yard performance.
- Blocked for a Colts offense that registered its eighth 100-yard rushing contest of the season in a 22-14 win against Tennessee (12/1). Also provided time for quarterback Andrew Luck to throw for 200 yards in the victory.
- Was part of an offensive line that did not allow a sack and blocked for quarterback Andrew Luck to throw for 326 yards and four touchdowns in a Week 14 loss at Cincinnati (12/8).
- In a Week 15 win against Houston, (12/15) blocked for the Colts to register 152 rushing yards, the team's ninth 100-plus-yard rushing performance of the season. Provided time for quarterback Andrew Luck to throw for 180 yards and two touchdowns in the win.
- In a Week 16 win at Kansas City, started at left tackle and opened rushing lanes for an offense that recorded 135 yards, which was the team's 10th 100-yard rushing performance this season. Also blocked for quarterback Andrew Luck to throw for 241 yards and one touchdown.
- Started at left tackle during the team's Wild Card Playoff win against Kansas City (1/4/14) and was part of an offensive line that allowed only 1.0 sack while assisting a Colts offense that recorded 536 total net yards, which set a franchise record for a postseason game and tied for the ninth-most in NFL postseason history. Also blocked for quarterback Andrew Luck who threw for 443 yards and four touchdowns, which were both the second-highest totals for a postseason game in team history.
- In the team's Divisional Playoff loss at New England (1/11/14), started at left tackle and provided time for a Colts offense that totaled 386 net yards as quarterback Andrew Luck threw for 331 yards and two touchdowns in the loss.

ADMINISTRATION

COACHING
STAFF

FOOTBALL
OPERATIONS

BUSINESS
OPERATIONS

PLAYERS

2013 SEASON
IN REVIEW

COLTS
HISTORY

RECORDS

COLTS IN THE
COMMUNITY

2012 (COLTS):

- Started all 16 games at left tackle.
- Blocked for quarterback Andrew Luck who set then-season highs in completions (31), attempts (55) and yards (362) against Green Bay (10/7).
- Blocked for a Colts rushing attack that totaled 148 yards against Cleveland (10/21).
- Paved the way for the Colts to generate a season-high 171 rushing yards en route to 457 net yards at Tennessee (10/28).
- Provided time for the Colts to total 516 net yards, including Andrew Luck's career-high 433 passing yards in a 23-20 Week 9 victory over Miami (11/4).
- Helped the Colts total 459 yards of net offense at Detroit (12/2). Provided time for quarterback Andrew Luck who threw for 391 yards and four touchdowns in the victory.
- Opened rushing lanes for running back Vick Ballard to post his first career 100-yard outing at Houston (12/16).
- Blocked for quarterback Andrew Luck to throw for 205 yards and set a new NFL single-season record for passing yards by a rookie quarterback in a playoff-clinching victory at Kansas City (12/23).
- Made a start at left tackle in his first career playoff game. Provided time for the Colts to generate 419 net yards, including 91 rushing yards by running back Vick Ballard at Baltimore (1/6/13).

2011 (COLTS):

- In his rookie season, started all 12 games he participated in at left tackle and was inactive for another four. Was not flagged for a single holding penalty during the season.
- Made his NFL debut at Houston (9/11).
- Opened holes for running backs Joseph Addai and Delone Carter to combine for 25 carries for 110 yards (4.4 avg.) against Cleveland (9/18).
- Blocked for running back Joseph Addai to rush 17 times for 86 yards against Pittsburgh (9/25). Was part of an offensive line that allowed only 1.0 sack.
- Provided time for quarterback Dan Orlovsky to set a career-high and Colts season-high with 353 passing yards at New England (12/4).
- Opened running lanes for the Colts to set a season-high in rushing yards (205) while running back Donald Brown set a career-high with 161 yards against Tennessee (12/18).

COLLEGE:

- Set a school record with 54 career starts on the offensive line at Boston College.
- Was a team captain as a senior and allowed only 1.0 sack during the season. Helped running back Montel Harris lead the conference in rushing while Boston College running backs totaled nine 100-plus yard outings.
- Was a third-team All-America selection by The Associated Press and an All-ACC first-team pick.
- As a junior, allowed only 1.0 sack and was an All-ACC first-team selection and *SI.com* honorable mention All-America choice.
- Was a Second Team All-ACC selection and All-Sophomore first-team choice by the *College Football News* in his second year.
- Started every game as a true freshman and was an All-ACC Freshman Team pick by *The Sporting News*.
- Holds a degree in biochemistry.
- Was a Rhodes Scholarship candidate, a National Football Foundation National Scholar-Athlete and a finalist for the William V. Campbell Trophy and Lowe's Senior CLASS Award.

PERSONAL:

- Attended Lake Zurich (Ill.) High School and competed at offensive tackle and defensive tackle while playing basketball and earning all-conference honors in discus.
- Was an Illinois State Athletic Scholar.
- His father, Bill, played football at Illinois and brother, Bill, Jr., played at Drake.
- Regularly supports Riley Hospital for Children through the Miracle Ride and visits to patients.
- Participated in the Colts annual playground build.
- Takes part as a Colts Community Ticket Block sponsor.
- Supports the Colts holiday shopping spree for low-income youth.
- Supports Kids' Voice of Indiana and was the host for the 2013 Golf Classic.
- Was a drill leader for the Riley Hospital Change the Play Kickoff event.
- Born in Hawthorn Woods, Ill.

**CAREER GP/GS (POSTSEASON):**

2013 IND: 16/16 (2/2)

2012 IND: 16/16 (1/1)

2011 IND: 12/12

TOTAL: 44/44 (3/3)

ADMINISTRATION

COACHING
STAFFFOOTBALL
OPERATIONSBUSINESS
OPERATIONS

PLAYERS

2013 SEASON
IN REVIEWCOLTS
HISTORY

RECORDS

COLTS IN THE
COMMUNITY**ANTHONY CASTONZO QUICK HITS****Favorite team and/or athlete outside of football:** Chicago Bulls**Favorite music:** Anything but country**Hobbies outside of football:** Cooking, eating and anything with food. Also movies.**Favorite food:** Mom's Sunday red gravy**Favorite movie:** *The Godfather: Part II***What's the one thing you couldn't live without:** Water**JOSH CHAPMAN****Nose Tackle 6-0 340 Alabama****NFL Exp:** 3 (3rd Year with Colts)**How Acquired:** D5 – 2012 (136th overall)**Born:** 6/10/90**GP/GS (Postseason):** 13/0 (2/1)**96****CAREER TRANSACTIONS:**

- Elevated to the active roster from the Reserve/Non-Football Injury List on November 12, 2012.
- Placed on the Reserve/Non-Football Injury List on August 27, 2012.
- Selected by the Colts in the fifth round (136th overall) of the 2012 NFL Draft.

CHAPMAN SINGLE-GAME HIGHS**Tackles:** 5 vs. JAX (12/29/13)**Sacks:** 0**FF:** 0**FR:** 0**2013 (COLTS):**

- Participated in 13 contests and finished the season with 18 tackles (11 solo). Added six tackles and one pass defended in the postseason.
- Saw his first action in a Colts uniform, participating in the regular season opener against Oakland (9/8). Contributed with one tackle in the victory.
- Saw extensive playing time at nose tackle in a Week 3 victory at San Francisco (9/22) and contributed with two tackles (one solo).
- Was part of a defensive line that held the Jaguars to 40 net rushing yards and three points in a victory at Jacksonville (9/29). Finished with three tackles (two solo) in the contest.
- In a Week 12 loss at Arizona (11/24), saw action at nose tackle and finished with three stops.
- Saw action on the defensive line and posted two tackles in a Week 14 loss at Cincinnati (12/8).
- In a Week 17 victory against Jacksonville (12/29), recorded a career-high five tackles (four solo) seeing action on the defensive line.
- Competed in his first career postseason contest during the team's Wild Card Playoff victory against Kansas City (1/4/14) and compiled three solo tackles.
- Started his first career playoff contest at defensive tackle in the team's Divisional Playoff loss at New England (1/11/14). Totaled three solo tackles and one pass defended.

2012 (COLTS):

- Was placed on the Reserve/Non-Football Injury List on August 27, 2012.
- Was inactive for two games after being elevated to the active roster on November 12, 2012.
- Placed on Injured Reserve on November 27, 2012.

COLLEGE:

- Produced 88 tackles (44 solo), 2.5 sacks, 13.5 tackles for loss and four passes defended during his 54-game collegiate career at Alabama.
- Part of two Crimson Tide National Championship teams in 2009 and 2011.

- Was part of a defensive unit that led the nation in rush defense (72.2 ypg.), total defense (183.6 ypg.) and scoring defense (8.2 ppg.) as a senior.
- Earned All-America honorable mention honors from *Pro Football Weekly*, adding All-SEC second-team accolades from the league's coaches and The Associated Press in 2012.

PERSONAL:

- Attended Hoover (Ala.) High School and was rated as the 12th-best prospect in the state by *Rivals.com*.
- As a junior, produced 65 tackles and 6.0 sacks.
- Helped his school to a 13-2 record in 2006 as Hoover ranked second in the state.
- Was a drill leader at the Riley Hospital Change the Play Kickoff event.
- Served as a reader for Read Across America Week.
- A native of Hoover, Ala.

CAREER REGULAR SEASON STATISTICS

Year	GP/GS	Solo	Asst.	Total	Sacks	PD	FF	FR	INT	Yds	Avg.	LG	TD
2013 IND	13/0	11	7	18	0.0	0	0	0	0	0	0.0	0	0
2012 IND					INJURED RESERVE								
TOTAL	13/0	11	7	18	0.0	0	0	0	0	0	0.0	0	0

CAREER POSTSEASON STATISTICS

Year	GP/GS	Solo	Asst.	Total	Sacks	PD	FF	FR	INT	Yds	Avg.	LG	TD
2013 IND	2/1	6	0	6	0.0	1	0	0	0	0	0.0	0	0
2012 IND					INJURED RESERVE								
TOTAL	2/1	6	0	6	0.0	1	0	0	0	0	0.0	0	0

JOSH CHAPMAN QUICK HITS

Favorite musician and/or song: Frankie Beverly & Maze

Hobbies outside of football: Grilling

What is something interesting about you that most people may not know: I love the Blues.

Favorite food: Steak and ribs

Favorite vacation spot: The country

If you could have lunch with three people, living or dead, who would they be: Martin Luther King, Jr., Shaquille O'Neal and God

Favorite movie: *Harlem Nights*



GOSDER CHERILUS

Tackle 6-7 316 Boston College

NFL Exp: 7 (2nd Year with Colts)

How Acquired: UFA – 2013 (DET)

Born: 6/28/84

GP/GS (Postseason): 91/87 (3/3)



78

CAREER TRANSACTIONS:

- Signed by the Colts as an unrestricted free agent on March 13, 2013.
- Selected by the Detroit Lions in the first round (17th overall) of the 2008 NFL Draft.

2013 (COLTS):

- Started all 16 games at right tackle in his first season with Indianapolis. Blocked for quarterback Andrew Luck to average 238.8 passing yards per game as the Colts totaled their highest rushing average (108.9) since 2006.
- Did not commit one holding penalty all season.
- Started his first contest in a Colts uniform at right tackle in the team's season opener against Oakland (9/8). Created time for quarterback Andrew Luck to complete 78.3 percent of his passes while throwing for two touchdowns and rushing for one in the victory.
- In the team's Week 3 victory against San Francisco (9/22), opened rushing lanes for the Colts to total 184 net yards. Blocked for quarterback Andrew Luck to throw for 159 yards on 17 completions while adding one



rushing touchdown.

- Was part of an offensive line that blocked for the Colts to rush for 157 net yards in a 37-3 victory at Jacksonville (9/29). It marked the fourth consecutive game the team rushed for 100-plus yards. Also provided time for quarterback Andrew Luck to throw for 257 yards and two touchdowns in the win.
- Provided time for quarterback Andrew Luck and the Colts offense to post 317 yards of net offense in a Week 5 victory against Seattle (10/6). Opened rushing lanes for Indianapolis to top 100 rushing yards as a team for the fifth consecutive week.
- Blocked for quarterback Andrew Luck to throw for 228 yards and tie his single-game career-high in touchdowns with four (three passing, one rushing) in a Week 7 win against Denver (10/20). Also provided rushing lanes for the Colts to total 121 rushing yards.
- In a Week 9 comeback victory at Houston (11/3), assisted Andrew Luck in throwing for 271 yards and three touchdowns, all of which to wide receiver T.Y. Hilton.
- Part of an offensive line that assisted the Colts in totaling 406 net yards in a Week 10 loss against St. Louis (11/10). Also blocked for quarterback Andrew Luck to throw for 353 yards.
- Opened rushing lanes for the team's seventh 100-plus yard game (137) this season in a win at Tennessee (11/14). Provided time for the Colts to generate 366 yards of net offense as quarterback Andrew Luck threw for 232 yards and rushed for one touchdown.
- Was part of an offensive line that blocked for a Colts rushing attack that totaled 104 yards in a win against Tennessee (12/1), the team's eighth 100-yard rushing performance this season. Made a start at right tackle and also provided time for quarterback Andrew Luck to throw for 200 yards in the win.
- In a Week 14 loss at Cincinnati (12/8), competed on an offensive line that did not allow a sack and assisted the Colts in totaling 389 net yards. Also blocked for quarterback Andrew Luck to throw for 326 yards and four touchdowns.
- Opened rushing lanes for the Colts to total 152 yards and blocked for quarterback Andrew Luck who threw for 180 yards and two touchdowns in a Week 15 win against Houston (12/15). Was part of an offensive line which allowed only 1.0 sack.
- In a Week 16 win at Kansas City (12/22), blocked for a Colts rushing attack that totaled 135 yards, the team's 10th 100-yard performance of the season. Also provided time for quarterback Andrew Luck to throw for 241 yards and one touchdown.
- Provided time for quarterback Andrew Luck to throw for 282 yards and one touchdown as the Colts registered 379 yards of net offense in a Week 17 victory against Jacksonville (12/29). Started every game at right tackle in the regular season.
- Started at right tackle during the team's Wild Card Playoff win against Kansas City (1/4/14) and was part of an offensive line that assisted a Colts offense that recorded 536 total net yards, which set a franchise record for a postseason game and tied for the ninth-most in NFL postseason history. The offensive line only allowed 1.0 sack in the contest. Also blocked for quarterback Andrew Luck who threw for 443 yards and four touchdowns, which were both the second-highest totals for a postseason game in team history.
- In the team's Divisional Playoff loss at New England (1/11/14), started at right tackle and provided time for the Colts offense to record 386 net yards as quarterback Andrew Luck totaled 331 passing yards and two touchdowns.

2012 (LIONS):

- Played and started in all 16 games and helped pave the way for 17 rushing touchdowns and 4,967 yards passing from quarterback Matthew Stafford.
- Part of a unit that ranked fourth in the NFL in sacks allowed per pass play.
- With the Lions starting lineup of Cherilus, LT-Jeff Backus, LG-Rob Sims, C-Dominic Raiola, and RG-Stephen Peterman in the team's season opener win against St. Louis (9/9), the offensive line became the unit that marked the first time a Lions team has started the same offensive line combination for three consecutive years since 1980-82 (LT-Karl Baldischeiler, LG-Homer Elias, C-Amos Fowler, RG-Russ Bolinger and RT-Keith Dorne). With starts by all five offensive linemen, they moved their collective total of regular season starts with the Lions to 494, the most starts by an offensive line unit with one team in the NFL.
- Part of the Lions offensive line effort in Week 3 at Tennessee (9/23) that helped Detroit's offense gain 583 yards against the Titans. Detroit set a new all-time team single-game record with 583 total yards, breaking the previous record of 582 against the New York Yanks on November 23, 1950. The offensive line opened holes and allowed the Lions to rush for 141 yards, which included 100 by running back Mikel Leshoure (first 100-yard game by a Lions player in an NFL debut since RB-Billy Sims in 1980). The Lions registered 11 first downs via the rush against Tennessee, tied for the most in a single game by Detroit since 2002.
- Was part of an offensive line that held the Eagles defense without a sack in the Lions comeback 26-23 overtime win at Philadelphia (10/14). The Lions also gained 138 yards on the ground and allowed just three tackles for loss on rushing plays for a total of four yards.

ADMINISTRATION

COACHING
STAFFFOOTBALL
OPERATIONSBUSINESS
OPERATIONS

PLAYERS

2013 SEASON
IN REVIEWCOLTS
HISTORY

RECORDS

COLTS IN THE
COMMUNITY



- The offensive line saw its best game of the season in Week 9 at Jacksonville (11/4), helping running backs Mikel Leshoure and Joique Bell combine for four rushing touchdowns against the Jaguars and 149 yards on the ground in a 31-14 win.
- Helped the Lions ground game to two rushing touchdowns from running backs Mikel Leshoure and Joique Bell in Week 12 against Houston on Thanksgiving Day (11/22).
- Contributed to an offensive line effort that allowed zero sacks against the Colts pass rush in Week 13 against Indianapolis (12/2).

2011 (LIONS):

- Started 15-of-16 games played at right tackle. The offense finished the season 10th in the NFL in sacks per pass play (5.1 pct.) yielding 36.0 sacks on 702 pass plays.
- The season opener at Tampa Bay (9/11) marked the first time since 1981-82 that the Lions had started the same offensive line (same personnel at same positions) in consecutive years on opening day.
- Helped anchor an offensive line that allowed the Lions to rush for 181 yards on 20 carries (9.1 avg.) and only 1.0 sack on 27 pass plays during a 24-13 win over Chicago (10/10).
- Helped pave the way for 104 yards rushing against Atlanta (10/23) against a defense that ranked sixth in the league in rushing yards per game. Maurice Morris finished with nine carries for 50 yards (5.6 avg.) and Keiland Williams finished with nine carries for 44 yards (4.9 avg.).
- Helped protect Matthew Stafford as he set a new franchise record with 63 passing attempts against Chicago (11/13).
- Started at right tackle in the team's Wild Card Playoff loss against New Orleans (1/7/12).

2010 (LIONS):

- Started all 12 games he appeared in at right tackle. Anchored the right side of the offensive line and helped the unit finish fifth in the NFL in sacks allowed per pass play (4.09 pct.), giving up just 27.0 sacks on 660 pass plays.
- Part of an offensive line against Philadelphia (9/19) that helped team gain 115 yards rushing, including 78 and two touchdowns from rookie running back Jahvid Best.
- Started at right tackle and was part of an offensive line that allowed just 1.0 sack on 33 pass plays in the Lions 44-6 win against St. Louis.
- In a 37-25 victory over Washington (10/31), started at right tackle for an offensive line that allowed 1.0 sack on 46 pass plays.
- Placed on Injured Reserve on December 15, 2010.

2009 (LIONS):

- Was the team's starting right tackle, starting in 15 games and was inactive for one contest.
- Started at right tackle in the season opener at New Orleans (9/13).
- Started at right tackle and helped the ground game produce 129 yards on 34 carries against Minnesota (9/20).
- Started at right tackle against Washington (9/27) and was part of an offensive line that allowed for 154 yards on the ground, including running back Kevin Smith's 101 rushing yards.

2008 (LIONS):

- Played in all 16 games with 13 starts.
- Saw the first game action of his professional career at Atlanta (9/7), and got playing time at right tackle in the home opener against Green Bay (9/14).
- The first start of his pro career occurred at San Francisco (9/21).
- Anchored the right side of an offensive line that led the way for the team's season-high 130 yards rushing on the ground and rookie running back Kevin Smith's first career 100-yard game (112 yards) at Carolina (11/16).
- Matched up through the game at Indianapolis (12/14) against defensive end Robert Mathis and helped the offensive line protect quarterback Dan Orlovsky as it allowed zero sacks on the day.

COLLEGE:

- After starting 37 consecutive games at right tackle for Boston College, Cherilus moved to the demanding left tackle position his senior year becoming an instrumental part of an offense that ranked seventh in the nation with an average of 323.9 aerial yards per game.
- As a senior in 2007, played one season with current Colts teammate Anthony Castonzo, who was a freshman at the time.
- As the recipient of the team's Unsung Hero Award in 2007, he also garnered All-Atlantic Coast Conference second-team honors and served as a team captain.
- Started all 13 games at right tackle as a sophomore and delivered 53 knockdown blocks and helped the Eagles lead the ACC in total offense, averaging 387.8 yards per game.



- Was the only redshirt freshman to start on Boston College's offensive line in 2004, helping the team average 385.4 yards per game in total offense.
- Closed out his career with 51 consecutive starts for the Eagles, setting a school record.

PERSONAL:

- Attended Somerville (Mass.) High School where he was a *Boston Globe* and *Boston Herald* All-Scholastic selection as a senior.
- Played tackle on both sides of the ball.
- Named to Tom Lemming's All-America team in 2002, the same season that he captured Massachusetts State Coaches Association All-State accolades.
- Excelled on Somerville's basketball team as a power forward and center.
- Performed in the shot put for the track team.
- A communications major, who graduated in the spring of 2007 from the College of Arts & Sciences.
- Came to the United States from Haiti at age 14 and became a U.S. citizen shortly thereafter.
- Took part as a Colts Community Ticket Block sponsor.
- Born Gosder Cherilus on June 28, 1984, in Haiti and resides in Somerville, Mass.

CAREER GP/GS (POSTSEASON):

2013 IND: 16/16 (2/2)

2012 DET: 16/16

2011 DET: 16/15 (1/1)

2010 DET: 12/12

2009 DET: 15/15

2008 DET: 16/13

TOTAL: 91/87 (3/3)

GOSDER CHERILUS QUICK HITS

Favorite team and/or athlete outside of football: Michael Jordan

Favorite music: Jazz and Hip-Hop

Hobbies outside of football: Fishing

What is something interesting about you that most people may not know: I love to cook.


Favorite food: Caribbean cuisine

Favorite vacation spot: St. Lucia, St. Maarten and Haiti

If you could have lunch with anybody, living or dead, who would they be: Nelson Mandela and Mahatma Gandhi

Favorite movie: *Gladiator*

What's the one thing you couldn't live without: Water



VONTAE DAVIS

Cornerback 5-11 207 Illinois

NFL Exp: 6 (3rd Year with Colts)

How Acquired: T – 2012 (Miami)

Born: 5/27/88

GP/GS (Postseason): 70/62 (3/2)

21

CAREER TRANSACTIONS:

- Acquired by the Colts in a trade with the Miami Dolphins in exchange for a second round pick and a conditional late-round pick in the 2013 NFL Draft.
- Originally selected by the Dolphins in the first round (25th overall) of the 2009 NFL Draft.

DAVIS SINGLE-GAME HIGHS

Tackles:	9 at HOU (12/16/12)
Int:	2, two times (Last: vs. HOU 12/30/12)
PD:	3 vs. HOU (12/30/12)

PRO CAREER:

- Named AFC Defensive Player of the Week after recording two interceptions against the Houston Texans (12/30/12).
- Led the Dolphins with four interceptions in 2009 and 2011.
- In 2009, became Miami's first rookie to lead the team in interceptions since safety Louis Oliver had four in

1989. Was one of only two rookie cornerbacks ever to lead the Dolphins in interceptions, along with Lloyd Mumphord, who had five in his rookie season in 1969.

2013 (COLTS):

- Started all 16 games at right cornerback and totaled 48 tackles (42 solo), one interception and 13 passes defended.
- In a Week 3 victory at San Francisco (9/22), started at right cornerback and finished with one tackle. Was part of a secondary that limited 49ers quarterback Colin Kaepernick to two completions in the first half and 139 total net passing yards.
- Totaled three tackles, one interception and two passes defended starting at cornerback in the team's Week 4 win at Jacksonville (9/29). The interception was his first of the season and the 13th of his career. Was part of a secondary that totaled three interceptions and held the Jaguars to 165 net passing yards.
- In a Week 5 win against Seattle (10/6), posted three tackles and one pass defended in the contest.
- Finished with seven tackles (five solo) in the team's Week 6 loss at San Diego (10/14).
- Turned in an impressive performance in a Week 7 victory against Denver (10/20). Recorded five tackles (four solo) and two passes defended. Was part of a secondary that held the Broncos and quarterback Peyton Manning to 2013 single-game first half lows in net yards (134) and net passing yards (101).
- Contributed with four solo tackles in the team's Week 11 victory at Tennessee (11/14).
- In a Week 12 loss at Arizona (11/24), finished with four tackles and one pass defended.
- Finished with four tackles (three solo) in the team's Week 13 win against Tennessee (12/1).
- In a Week 15 victory against Houston (12/15), compiled three solo tackles and one pass defended.
- In a Week 16 victory at Kansas City (12/22), finished with three solo tackles and two passes defended. Was part of a secondary that held the Chiefs to 132 net passing yards.
- Started at right cornerback during the team's Wild Card Playoff win against Kansas City (1/4/14) and posted three solo tackles.
- Finished with one tackle during the team's Divisional Playoff loss at New England (1/11/14).

2012 (COLTS):

- Started all 10 games he played in and compiled 53 tackles (40 solo), seven passes defended, three interceptions and 1.0 sack.
- Started his first game as a member of the Colts at left cornerback against Chicago (9/9). Finished the game with five tackles.
- Finished with seven tackles (five solo) against Minnesota (9/16).
- Recorded three tackles and one pass defended against Jacksonville (9/23).
- Returned from an ankle injury to start at right cornerback at Detroit (12/2) and finished the game with six solo tackles, one tackle for loss and one pass defended.
- Finished with eight tackles (seven solo), contributed with his first sack of the season and added one pass defended against Tennessee (12/9).
- Led the secondary with nine solo tackles at Houston (12/16). His nine tackles marked a season-high.
- Intercepted his first pass as a member of the Colts when he picked Brady Quinn in the end zone to stall a potential Chiefs touchdown at Kansas City (12/23). It was the second interception of the game for the Colts and the 10th of Davis' career. Finished the game with six tackles and two passes defended.
- Named AFC Defensive Player of the Week after tallying two interceptions against Houston (12/30). His first interception led to a Colts touchdown and his second allowed the Colts to run the clock out for the victory. Also contributed with five solo tackles and three passes defended.
- Started at right cornerback in his first career playoff game and contributed with one tackle and a team-high three passes defended at Baltimore (1/6/13).

2011 (DOLPHINS):

- Started all 12 games in which he played, finishing the season with 43 tackles (39 solo) and a team-leading four interceptions for 60 yards and nine passes defended.
- Also contributed with 1.0 sack.
- Finished tied for second on the team in tackles with six stops against Houston (9/18) despite missing some of the game with a hamstring injury.
- Finished tied for second on the team in tackles with six stops vs. the New York Jets (10/17).
- Had four tackles and one interception against Washington (11/13), picking off a Rex Grossman pass and returning it 28 yards.
- Finished second on the team in tackles with five stops and had one interception at Dallas (11/23), picking off a Tony Romo pass and returning it 25 yards.
- Had four tackles including his first career sack against Oakland (12/4), tackling Raiders quarterback Carson Palmer for a seven-yard loss.
- Had five tackles and two interceptions at Buffalo (12/18), picking off Bills quarterback Ryan Fitzpatrick twice for



a total of seven return yards, marking his first career game of two-or-more interceptions.

- Inactive four games, with three of those due to a hamstring injury.

2010 (DOLPHINS):

- Started 15-of-16 games, finishing the season with 51 tackles (43 solo), a team-leading 12 passes defended and one interception.
- Had six tackles and two passes defended at Minnesota (9/19), including an interception, picking off a Brett Favre pass.
- Matched against Patriots wide receiver Randy Moss the majority of the game against New England (10/4) and helped hold Moss without a catch for only the fifth time in his career.
- Had seven tackles and one pass defended at Baltimore (11/7).
- Competed against Titans wide receiver Randy Moss the majority of the game against Tennessee (11/14) and helped hold Moss to one catch for 26 yards.
- Finished tied for second on the team in tackles with four stops vs. Cleveland (12/5).

2009 (DOLPHINS):

- Started nine games and finished the season with 48 tackles (44 solo) to go along with 11 passes defended and a team-leading four interceptions that he returned for a total of 64 yards with one touchdown.
- Became the first Dolphins rookie to lead the team in interceptions since safety Louis Oliver had four in 1989.
- One of only two rookie cornerbacks ever to lead the Dolphins in interceptions, along with Lloyd Mumphord, who had five in his rookie season in 1969.
- His four interceptions rank tied for fifth all-time among Dolphins rookies.
- Made his Dolphins and NFL debut in a reserve role at Atlanta (9/13).
- Had two tackles and one interception against Buffalo (10/4), picking off a Trent Edwards pass and returning it 23 yards for a touchdown, marking both his first NFL interception and his first NFL touchdown.
- Made his first career NFL start and had six tackles and two passes defended against the New York Jets (11/1).
- Had six tackles and two passes defended at New England (11/8), including an interception, picking off a Tom Brady pass and returning it 15 yards.
- Had three tackles and one interception against New England (12/6), picking off a Tom Brady pass in the end zone for a touchback.
- Had three tackles, one pass defended and one interception at Tennessee (12/20), coming when he picked off a Vince Young pass in the first series of the game and returning it 26 yards.
- Finished second on the team in tackles with six stops and added two passes defended against Houston (12/27).

COLLEGE:

- Started 34-of-36 games played as a three-year starter at Illinois and posted career statistics of 206 tackles (139 solo), seven interceptions, three forced fumbles, two fumble recoveries and 22 passes defended.
- Added nine kickoff returns for 215 yards (23.9 avg.) and returned a blocked punt for a touchdown.
- Started 11-of-12 games as a junior in 2008 and was named a consensus All-Big Ten Conference first-team selection after he posted a career-high 78 tackles (53 solo) and tied for second in the conference with three forced fumbles to go along with two interceptions, eight passes defended and a fumble recovery.
- Started all 12 games as a sophomore in 2007 and was the only sophomore semifinalist for the Jim Thorpe Award.
- Selected All-Big Ten Conference first-team by the league's coaches and earned second-team honors from the media.
- Recorded 76 tackles (56 solo) and ranked sixth in the league with eight passes defended and four interceptions.
- Blocked two punts for 31 yards in returns, including a touchdown and added 116 yards on four kickoff returns (29.0 avg.).
- Started 11-of-12 games in which he played as a freshman in 2006 and was honored as a Freshman All-America selection by *The Sporting News*, *Scout.com* and *Rivals.com*.
- Earned honorable mention All-Big Ten Conference honors by both the coaches and the media.
- Named the team's Rookie of the Year.
- Recorded 52 tackles (30 solo), an interception, a fumble recovery and six passes defended.
- Majored in speech communications.

PERSONAL:

- Attended Dunbar Senior High School in Washington, D.C.
- Selected as a *PrepStar* All-America choice and Washington, D.C. Gatorade Player of the Year.
- Rated the top recruit in the Washington, D.C. area.
- Was named to the *Washington Post* All-Metro team, in addition to picking up DCIAA West first-team all-conference honors.

- Had eight interceptions and 38 solo tackles as a senior, while adding 25 receptions for 612 yards and recording over 1,000 all-purpose yards.
- Led Dunbar High to a 9-2 record and a win in the Turkey Bowl, the DCIAA city championship game.
- Also lettered in track.
- In 2012, supported Operation HOPE's Banking On Our Future (BOOF) and the Entrepreneurship Training Program at the HOPE Financial Dignity Center in Washington, D.C.
- Brother, Vernon, played tight end at Maryland and was the sixth overall pick in the 2006 NFL Draft by the San Francisco 49ers, making them the third set of brothers to both be first round NFL draft choices, joining Eli (2004, QB, 1st overall, San Diego/Traded to New York Giants) and Peyton Manning (1998, QB, 1st overall, Indianapolis) and Jerome (2003, DE, 15th overall, Philadelphia) and Stocker McDougle (2000, T, 20th overall, Detroit).
- Was a host for the Hands of Hope holiday shopping event, which benefitted foster children.
- Born in Washington, D.C.

CAREER REGULAR SEASON STATISTICS

Year	GP/GS	Solo	Asst.	Total	Sacks	PD	FF	FR	INT	Yds	Avg.	LG	TD
2013 IND	16/16	42	6	48	0.0	12	0	0	1	0	0.0	0	0
2012 IND	10/10	40	13	53	1.0	7	0	0	3	26	8.7	26	0
2011 MIA	12/12	39	4	43	1.0	9	0	0	4	60	15.0	28	0
2010 MIA	16/15	43	8	51	0.0	12	1	0	1	0	0.0	0	0
2009 MIA	16/9	44	4	48	0.0	11	0	0	4	64	16.0	26	1
TOTAL	70/62	208	35	243	2.0	51	1	0	13	150	11.5	28	1

CAREER POSTSEASON STATISTICS

Year	GP/GS	Solo	Asst.	Total	Sacks	PD	FF	FR	INT	Yds	Avg.	LG	TD
2013 IND	2/1	4	0	4	0.0	0	0	0	0	0	0.0	0	0
2012 IND	1/1	0	1	1	0.0	3	0	0	0	0	0.0	0	0
TOTAL	3/2	4	1	5	0.0	3	0	0	0	0	0.0	0	0

VONTAE DAVIS QUICK HITS

Favorite team and/or athlete outside of football: Michael Jordan

Favorite musician and/or song: "Closer" by Goapele

Hobbies outside of football: Basketball

Favorite food: Bison

Favorite vacation spot: Bahamas

If you could have lunch with three people, living or dead, who would they be: Warren Buffett, Warren Buffett, Warren Buffett

Favorite movie: *Lone Survivor*

What's the one thing you couldn't live without: Massage



JACK DOYLE

Tight End 6-6 267 Western Kentucky

NFL Exp: 2 (2nd Year with Colts)

How Acquired: W – 2013 (TEN)

Born: 5/5/90

GP/GS (Postseason): 15/4 (2/1)



84

CAREER TRANSACTIONS:

- Claimed off waivers (Tennessee) by the Colts on September 1, 2013.
- Signed by the Tennessee Titans as an undrafted free agent on May 10, 2013.

DOYLE SINGLE-GAME HIGHS

Rec:	1, five times (Last: vs. JAX 12/29/13)
Yards:	8 at CIN (12/8/13)
TDs:	0
LG:	8 at CIN (12/8/13)

2013 (COLTS):

- Competed in 15 games (four starts) and compiled five receptions for 19 yards while adding three special teams tackles.



- Was active for his first career NFL game in a Week 2 meeting against Miami (9/15), but did not make a catch.
- In a Week 7 win against Denver (10/20), made his first career NFL reception on a seven-yard pass from quarterback Andrew Luck in the third quarter. Also contributed with one tackle on special teams.
- Made his first career NFL start during the team's Week 9 win at Houston (11/3), but did not register a catch.
- Made a start at tight end during the team's Week 14 loss at Cincinnati (12/8). Finished the game with one reception for eight yards and one special teams tackle.
- In a Week 15 win against Houston (12/15), finished with one reception and contributed with one special teams stop.
- Caught one pass for six yards in a Week 16 victory at Kansas City (12/22).
- Posted one reception for two yards and assisted a Colts rushing attack that finished with 80 yards in a Week 17 win against Jacksonville (12/29).
- Competed in his first career playoff game during the team's Wild Card Playoff victory against Kansas City (1/4/14). Assisted the Colts in rushing for 100 total yards as running back Donald Brown led the team with 55 yards on 11 carries while adding a rushing and receiving touchdown.
- Started his first career postseason contest at tight end during the team's Divisional Playoff loss at New England (1/11/14). Finished with one reception for seven yards. Also participated on special teams and recorded two tackles.

COLLEGE:

- In four seasons at Western Kentucky University, totaled 162 receptions for 1,769 yards and eight touchdowns in 42 games played.
- Finished second on WKU's all-time career receptions list.
- As a senior in 2012, was named First Team All-Sun Belt Conference after setting career highs with 53 receptions and five touchdowns. Also posted 566 receiving yards.
- Led the team in receptions and receiving yards for the second consecutive season.
- Was one-of-eight semifinalists for the John Mackey Award, given annually to the nation's top tight end.
- Helped guide WKU to its first FBS bowl game in school history (Little Caesars Pizza Bowl against Central Michigan).
- As a junior in 2011, named a Second Team All-Sun Belt Conference performer after leading the team and setting career highs in receptions (52) and receiving yards (614) while playing in all 12 regular season games for the first time in his career.

PERSONAL:

- Earned three letters in football at Cathedral High School in Indianapolis.
- Earned Special Selection All-State, Associated Press Honorable Mention All-State, *Indianapolis Star* Honorable Mention All-City and First Team All-Catholic honors.
- Posted 21 receptions for 400 yards and four touchdowns during his senior season.
- Was a key member of the 2006 state championship team.
- Also lettered in rugby, winning a state title in 2008.
- Made a visit to Riley Hospital during the 2013 season.
- Majored in physical education.

CAREER REGULAR SEASON STATISTICS


Year	GP/GS	No.	Yards	RECEIVING			RUSHING				
				Avg.	LG	TD	No.	Yards	Avg.	LG	TD
2013 IND	15/4	5	19	3.8	8	0	0	0	0.0	0	0
TOTAL	15/4	5	19	3.8	8	0	0	0	0.0	0	0

CAREER POSTSEASON STATISTICS

Year	GP/GS	No.	Yards	RECEIVING			RUSHING				
				Avg.	LG	TD	No.	Yards	Avg.	LG	TD
2013 IND	2/1	1	7	7.0	7	0	0	0	0.0	0	0
TOTAL	2/1	1	7	7.0	7	0	0	0	0.0	0	0

SPECIAL TEAMS TACKLES: 3 (2013 - 3)

POSTSEASON SPECIAL TEAMS TACKLES: 2 (2013 - 2)

**JACK DOYLE QUICK HITS****Favorite team and/or athlete outside of football:** Indiana Pacers**Favorite musician and/or song:** Eric Church**Hobbies outside of football:** Hanging out with family and watching movies.**What is something interesting about you that most people may not know:** I grew up in Indianapolis my whole life. Most of my family still lives here.**Favorite food:** Pizza**Favorite vacation spot:** Anywhere warm with a beach.**If you could have lunch with three people, living or dead, who would they be:** I would choose four. All four of my grandparents.**Favorite movie:** *Forrest Gump***What's the one thing you couldn't live without:** Family**COBY FLEENER****Tight End 6-6 251 Stanford****NFL Exp:** 3 (3rd Year with Colts)**How Acquired:** D2 – 2012 (34th overall)**Born:** 9/20/88**GP/GS (Postseason):** 28/22 (3/3)**80****CAREER TRANSACTIONS:**

- Selected by the Colts in the second round (34th overall) of the 2012 NFL Draft.

PRO CAREER:

- Ranked second among NFL rookie tight ends with 26 receptions for 281 yards in 2012.
- Caught his first NFL touchdown on a 26-yard reception at Detroit (12/2/12).
- Posted his first career 100-yard receiving performance (107) in the team's victory at Tennessee on November 14, 2013.

FLEENER SINGLE-GAME HIGHS

Rec:	8 at TEN (11/14/13)
Yards:	107 at TEN (11/14/13)
TDs:	1, six times (Last: at ARZ 11/24/13)
LG:	44 at HOU (11/3/13)

2013 (COLTS):

- Started 12-of-16 games at tight end and caught 52 passes for 608 yards and four touchdowns.
- Started at tight end in the team's Week 2 loss against Miami (9/15) and contributed with four catches for 69 yards and one touchdown. Caught a long reception of 40 yards while the touchdown was the third of his career and the first since the 2012 regular season finale against the Houston Texans.
- In a Week 4 win at Jacksonville (9/29), finished the contest with five receptions for 77 yards and one touchdown. The touchdown was the fourth of his career and his second of the season.
- Tied the team lead with five receptions while adding 38 receiving yards and one touchdown in the team's Week 7 victory against Denver (10/20). Was on the receiving end of the team's third touchdown of the first half when quarterback Andrew Luck ran the two-minute drill and found him for an eight-yard touchdown and a 26-14 halftime lead.
- Finished second on the team with three catches for 64 yards starting at tight end in the team's Week 9 victory at Houston (11/3). Logged a career-long 44-yard reception in the first quarter and added a two-point conversion in the fourth quarter.
- Led the team in receiving and established career highs with eight receptions for 107 yards in a Week 11 win at Tennessee (11/14). The last Colts tight end to record 100-plus receiving yards in a game prior to Fleener was Jacob Tamme who finished with 108 yards at Philadelphia on Nov. 7, 2010. Finished the game with three receptions over 15 yards (39, 17 and 16).
- In a Week 12 loss at Arizona (11/24), started at tight end and caught four passes for 55 yards and one touchdown on a 17-yard catch.
- Started at tight end in the team's Week 13 victory against Tennessee (12/1). Led the team with 50 receiving yards on three receptions while adding a long gain of 21 yards in the first quarter.
- Started at tight end during the team's Wild Card Playoff victory against Kansas City (1/4/14). Caught five passes for 46 yards and notched his first career postseason touchdown in the third quarter to cut Kansas City's lead to 41-31.



- In the team's Divisional Playoff loss at New England (1/11/14), started at tight end and led the team with six receptions while adding 74 yards. Contributed with a long reception of 29 yards.

2012 (COLTS):

- Played in 12 games (10 starts) in his rookie season. Caught 26 passes for 281 yards and two touchdowns.
- In his first career NFL game, started at tight end against Chicago (9/9) and ranked second on the team in receiving with six receptions for 82 yards (13.7 avg.) and a long reception of 24 yards.
- Finished second on the team in receiving with five catches for 41 yards against Green Bay (10/7).
- Started at tight end and caught four passes for 42 yards against the New York Jets (10/14).
- Returned from a shoulder injury to start at tight end at Detroit (12/2). Caught his first career touchdown on a 26-yard toss from Andrew Luck in the second quarter. The catch was also his longest of the season.
- Caught one pass for a one-yard touchdown, his second of the season against Houston (12/30).
- Started at tight end and caught three passes for 25 yards in the team's AFC Wild Card Playoff loss at Baltimore (1/6/13).

COLLEGE:

- Appeared in 51 games (16 starts) with the Stanford Cardinal, amassing 1,543 yards and 18 touchdowns on 96 receptions. Also contributed with three solo tackles and two blocked kicks.
- Earned First Team All-America honors from *The Sporting News*, adding second-team accolades from *Yahoo! Sports* and third-team recognition from *The NFL Draft Report* following his senior season.
- Named a First Team All-Pac-12 Conference selection in 2011 and a Second Team All-Pac-10 Conference choice by the league's coaches and media in 2010.
- Recorded 10 touchdown grabs in 2011 to tie Troy Walters (1999) and Ken Margerum (1979) for third on the Cardinal season record list.
- Tied Tony Hill (1973-76) and Vincent White (1979-1982) for fifth on the school career record list with 18 touchdown receptions.
- Set the Stanford record for highest average per reception by a tight end (19.6) as a senior, ranking fifth on the school's overall annual record chart.

PERSONAL:

- Attended Joliet (Ill.) Catholic Academy and was regarded as one of the best tight ends in the state.
- Rated the state's 15th-best overall prospect and the 40th-best tight end in the nation by *Rivals.com*.
- Named all-conference, all-area, all-state and academic all-state, in addition to receiving All-East Suburban Catholic Football League accolades. Also added all-state recognition from *Tom Lemming's Prep Football Report* and All-Midwest honors from *PrepStar*.
- Finished his senior season with 34 receptions for 706 yards and eight touchdowns.
- Earned all-area honors for basketball.
- Was a volunteer for the Colts IndyHumane Visit and served as a reader for the Colts Day in Schools event.
- Serves as a co-spokesperson for "Find Your Favorite" Campaign encouraging youth to be healthy by eating fruits and vegetables.
- Participated in the Colts QB Shopping event with Shepherd Community Center as a volunteer shopper.
- Participated in the 2012 Colts Rookie Community Blitz at Concord Neighborhood Center, helping local children with reading, crafts and fitness activities.
- As a part of the Colts Community Ticket Block program, joined 2012 rookie teammates in donating 10 tickets per game to youth organizations.
- Majored in science, technology and society at Stanford and earned a master's degree in media studies.
- A native of Lemont, Ill.

CAREER REGULAR SEASON STATISTICS

Year	GP/GS	No.	Yards	RECEIVING			TD	No.	Yards	RUSHING		
				Avg.	LG	TD				Avg.	LG	TD
2013 IND	16/12	52	608	11.7	44	4	0	0	0.0	0	0	
2012 IND	12/10	26	281	10.8	26t	2	0	0	0.0	0	0	
TOTAL	28/22	78	889	11.4	44	6	0	0	0.0	0	0	

CAREER POSTSEASON STATISTICS

Year	GP/GS	No.	Yards	RECEIVING			TD	No.	Yards	RUSHING		
				Avg.	LG	TD				Avg.	LG	TD
2013 IND	2/2	11	120	10.9	29	1	0	0	0.0	0	0	
2012 IND	1/1	3	25	8.3	12	0	0	0	0.0	0	0	
TOTAL	3/3	14	145	10.4	29	1	0	0	0.0	0	0	

COBY FLEENER QUICK HITS

Hobbies outside of football: Sleeping
Favorite vacation spot: Home
Favorite movie: *The Shawshank Redemption*
What's the one thing you couldn't live without: Oxygen



JERRELL FREEMAN

Inside Linebacker 6-0 240 Mary Hardin-Baylor

NFL Exp: 3 (3rd Year with Colts)

How Acquired: FA – 2012

Born: 5/1/86

GP/GS (Postseason): 32/32 (3/2)



50

CAREER TRANSACTIONS:

- Signed by the Colts to a reserve/future contract on January 19, 2012.
- Signed by the Saskatchewan Roughriders of the Canadian Football League in 2009.
- Released by the Tennessee Titans prior to the start of the 2008 regular season.
- Originally signed by the Titans as an undrafted free agent in 2008.

FREEMAN SINGLE-GAME HIGHS

Tackles: 19 at NYJ (10/14/12)
Sacks: 2.0 vs. MIA (9/15/13)
FF: 2 vs. HOU (12/15/13)
FR: 1, two times (Last: at KC 12/22/13)

PRO CAREER:

- Set a franchise record and ranked fifth in the NFL for tackles in a season with 203 in 2012. Became only the second Colts defender in franchise history to top 200 tackles in a season (203 in 2012 and 169 in 2013).
- Has led the Colts in tackles in each of the last two seasons (2012-2013).
- Became the first undrafted NFL player to return an interception for a touchdown in his NFL debut since 1987. Was also the first Colts undrafted player to accomplish the feat in his NFL debut.
- Set a franchise record for the most forced fumbles by a Colts undrafted player in franchise history with six in 2013.
- Named AFC Defensive Player of the Week for the first time in his career following his performance at Kansas City on December 22, 2013.
- Was named to the 2013 *USA Today* All-Joe Team.

2013 (COLTS):

- Started all 16 games at WILL linebacker and led the Colts with 169 tackles (111 solo) while contributing with 5.5 sacks, six forced fumbles, two fumble recoveries, two interceptions and six passes defended. Added 24 tackles and one pass defended in two postseason contests.
- Against the Dolphins in Week 2 (9/15), posted the first multiple-sack game of his career while forcing a fumble on his first takedown in the third quarter. The turnover led to a Colts 38-yard field goal by Adam Vinatieri. Freeman added his second sack of the game in the third quarter, which led to a Dolphins punt. Also contributed with seven tackles (six solo).
- Led the Colts with nine tackles (seven solo) in the team's Week 3 victory at San Francisco (9/22). Notched a sack and forced fumble in the fourth quarter. The sack was his third of the season and the fifth of his career. The forced fumble was his second of the year and third of his career.
- In a Week 4 victory at Jacksonville (9/29), led the team with 10 tackles (five solo) and was part of a defense that limited the Jaguars to three points and 205 net yards.
- Led the team with 14 tackles (11 solo) and added one tackle for loss in the team's Week 5 victory against Seattle (10/6). Made a crucial tackle when he stopped Seahawks quarterback Russell Wilson on a third down rush in the fourth quarter, which led to a punt.
- In a Week 7 victory against Denver (10/20), led the team with 12 tackles (eight solo) while adding a half of a sack and one pass defended. Was part of a defense that limited the Broncos to 64 rushing yards while holding Denver to 2013 single-game first half lows in net yards (134) and net passing yards (101).
- Tied for the team lead with 12 tackles (eight solo) in a Week 10 loss against St. Louis (11/10).
- In a Week 11 victory at Tennessee (11/14), tied for the team lead with 10 tackles (six solo).
- In a Week 12 loss at Arizona (11/24), led the team with 13 tackles (eight solo) while adding one tackle for loss.



- Led the team with 13 tackles (nine solo), while contributing with one interception, one pass defended and one fumble recovery during the team's Week 13 win against Tennessee (12/1). The interception came on the Titans final possession of the game with 33 seconds remaining in the fourth quarter. It was his first of the season and the second of his career. Recovered his first career fumble off of a Robert Mathis sack-forced fumble.
- In a Week 15 victory against Houston (12/15), led the team with 10 tackles (seven solo) and a career-high two forced fumbles. Tied Tony Siragusa (five) for the most career forced fumbles by an undrafted Colts player. The two forced fumbles are the most for a Colts defensive player in a game dating back to Sept. 19, 2010 (Dwight Freeney against the New York Giants).
- Recorded a team-leading seven tackles (three solo), 1.0 sack, one interception, one forced fumble, one fumble recovery and two passes defended in a Week 16 win at Kansas City (12/22). With his sack, he tied Larry Chester (6.5) for the third-most career sacks by a Colts undrafted player. With his forced fumble, he set a franchise record for the most forced fumbles by a Colts undrafted player in franchise history, topping Tony Siragusa's previous record of five. His fumble recovery led to a Colts touchdown two plays later. Was named AFC Defensive Player of the Week for his performance.
- In a Week 17 victory against Jacksonville (12/29), led the team with 10 tackles (six solo). Also contributed with 1.0 sack, one forced fumble and two passes defended. The forced fumble led to a Colts touchdown. Passed Larry Chester (6.5) for sole possession of the third-most sacks by an undrafted player in Colts history.
- Started at WILL linebacker during the team's Wild Card Playoff victory against Kansas City (1/4/14) and recorded nine tackles (six solo), one tackle for loss and one pass defended.
- Led the team with 15 tackles (eight solo) in the team's Divisional Playoff loss at New England (1/11/14).

2012 (COLTS):

- Started at inside linebacker in all 16 games. Led the team with 203 tackles (116 solo), 2.0 sacks, one interception, three passes defended and one forced fumble.
- In his first career NFL start at Chicago (9/9), led the team with 13 tackles (six solo), one pass defended and one interception, which he returned four yards for a touchdown.
- Led the team in tackles (18) while contributing with his first career sack and forced fumble against Minnesota (9/16).
- Led the team in tackles for the fifth consecutive week with 19 (eight solo) against the New York Jets (10/14).
- Led the team in tackles for the ninth occasion of the season against Buffalo (11/25) with 18 (13 solo), which tied his second-highest single-game total. Added his second sack of the year when he brought down Bills quarterback Ryan Fitzpatrick in the first quarter.
- Recorded 15 stops (10 solo) in the team's playoff-clinching victory at Kansas City (12/23).
- Led the team in tackles (11) for the 13th game starting at WILL linebacker against Houston (12/30). With 11 tackles, he became the second Colts defender to top 200 tackles in a season and set a new franchise record while ranking fifth in the NFL for tackles in a season with 203, topping Jeff Herrod's mark of 200 in 1994.
- Started at WILL linebacker in his first career playoff game and contributed with six tackles (two solo) at Baltimore (1/6/13).

CFL CAREER:

- In three seasons with the Saskatchewan Roughriders of the CFL (2009-2011), totaled 144 tackles, 13.0 sacks, three interceptions, four fumble recoveries and one touchdown.
- Was a three-time CFL Defensive Player of the Week and 2011 CFL All-Star.
- Participated in two CFL Grey Cup games with the Roughriders.

COLLEGE:

- Finished his career at the University of Mary Hardin-Baylor (2004-07) as the school's all-time leader in tackles and became the first Cru player to go over 300 career tackles.
- Named *D3football.com* Defensive Player of the Year as a senior.
- Was a three-time First Team All-American Southwest Conference selection.
- Finished his senior season with 112 tackles, 18.5 tackles for loss, 6.0 sacks, three forced fumbles, seven passes defended and one blocked punt that he returned for a touchdown.

PERSONAL:

- Attended University High School in Waco, Texas where he grew up.
- Participated in numerous NFL PLAY 60 activities and events.
- Volunteered at the Indianapolis Humane Society.
- Served meals to homeless men at Wheeler Mission as part of the Safe Coverage Foundation visit.
- Assisted in the annual Colts Playground Build.
- Served as a host during the United Way Cold Feet Warm Shoes event.
- Took part as a Colts Community Ticket Block sponsor.
- Donated youth sports equipment for the Waco School Corporation's Explosion Disaster Relief.

CAREER REGULAR SEASON STATISTICS

Year	GP/GS	Solo	Asst.	Total	Sacks	PD	FF	FR	INT	Yds	Avg.	LG	TD
2013 IND	16/16	111	58	169	5.5	6	6	2	2	13	6.5	13	0
2012 IND	16/16	116	87	203	2.0	3	1	0	1	4	4.0	4t	1
TOTAL	32/32	227	145	372	7.5	9	7	2	3	17	5.7	13	1

CAREER POSTSEASON STATISTICS

Year	GP/GS	Solo	Asst.	Total	Sacks	PD	FF	FR	INT	Yds	Avg.	LG	TD
2013 IND	2/1	14	10	24	0.0	1	0	0	0	0	0.0	0	0
2012 IND	1/1	2	4	6	0.0	0	0	0	0	0	0.0	0	0
TOTAL	3/2	16	14	30	0.0	1	0	0	0	0	0.0	0	0

SPECIAL TEAMS TACKLES: 5 (2012 - 5)

JERRELL FREEMAN QUICK HITS
Favorite team and/or athlete outside of football: Dallas Mavericks and Dirk Nowitzki

Favorite musician and/or song: "Standing Ovation" by Young Jeezy

Hobbies outside of football: Sleeping

What is something interesting about you that most people may not know: I am extremely goofy and sarcastic.

Favorite food: Anything from Cold Stone.

Favorite vacation spot: My bed

Favorite movie: *Training Day*
What's the one thing you couldn't live without: Family


JOSH GORDY

Cornerback 5-11 195 Central Michigan
NFL Exp: 4 (3rd Year with Colts)

How Acquired: T – 2012 (St. Louis)

Born: 2/9/87

GP/GS (Postseason): 43/10 (3/0)


CAREER TRANSACTIONS:

- Acquired by the Colts in a trade with the St. Louis Rams in exchange for an undisclosed selection in the 2014 NFL Draft on August 21, 2012.
- Elevated to the Rams 53-man roster from the practice squad on September 21, 2011.
- Signed to the St. Louis practice squad on September 6, 2011.
- Released from the Green Bay Packers on September 3, 2011.
- Elevated to the Packers 53-man roster from the practice squad on December 1, 2010.
- Signed to Green Bay practice squad on September 15, 2010.
- Released by the Jacksonville Jaguars on August 31, 2010.
- Signed as an undrafted free agent by the Jaguars on April 26, 2010.

GORDY SINGLE-GAME HIGHS

Tackles:	5 at NE (11/18/11)
Int:	1, four times (Last: at JAX 9/29/13)
PD:	2 vs. CIN (12/18/11)

2013 (COLTS):

- Saw action in 12 games at cornerback and on special teams. Finished the season with nine tackles (eight solo), one interception and three passes defended. Also notched four special teams tackles.
- Saw action on special teams during the team's Week 3 victory at San Francisco (9/22) and contributed with two tackles.
- Posted two tackles, one interception and one pass defended in a 37-3 victory at Jacksonville (9/29). The interception was his first of the season and the fourth of his career. Was part of a secondary that held the Jaguars to 165 net passing yards.
- Tallied one tackle in the secondary and contributed on special teams during a Week 7 victory against Denver (10/20).
- In a Week 15 win against Houston (12/15), finished with one tackle, one pass defended and one special teams stop.



- Finished with four solo tackles and one pass defended in a Week 16 victory at Kansas City (12/22).
- In a Week 17 win against Jacksonville (12/29), finished with one tackle and one special teams stop.
- Saw extensive action in the secondary during the team's Wild Card Playoff victory against Kansas City (1/4/14) and registered five tackles (four solo) and one pass defended. Also added one tackle on special teams.
- Contributed with three solo tackles in the team's Divisional Playoff loss at New England (1/11/14).

2012 (COLTS):

- Finished the season with 15 tackles (12 solo), 1.0 sack and five special teams tackles (four solo) in 15 games played (one start).
- Saw action in his first game as a member of the Colts at Chicago (9/9).
- Competed on special teams in the team's Week 2 matchup against Minnesota (9/16) and notched one stop.
- Saw action against Green Bay (10/7) and finished with three tackles.
- Participated in the secondary as the team's nickel at Jacksonville (11/8) and finished the game with four solo tackles and 1.0 sack for a loss of 14 yards. The sack was the first of his career.
- Made his first start of the season as the team opened in the nickel package at New England (11/18) and posted four tackles (three solo). Also added one special teams tackle.
- Saw action on special teams in the Colts Wild Card Playoff loss at Baltimore (1/6/13) and posted one special teams stop.

2011 (RAMS):

- Played in 14 games (nine starts) with the Rams and totaled 53 tackles (36 solo), five passes defended, three interceptions and a fumble recovery.
- Recorded six tackles (three solo) at Dallas (10/23).
- Tallied an interception in his first career start when he picked off Drew Brees against New Orleans (10/30). Finished the game with a career-high seven solo tackles.
- Notched his second interception of the season when he picked off Andy Dalton and returned it 30 yards against Cincinnati (12/18).
- Recorded an interception in his second consecutive game after picking off Charlie Batch at Pittsburgh (12/24).

2010 (PACKERS):

- Appeared in two regular season games with the Packers.
- Made a special teams tackle in his NFL debut against San Francisco (12/5).
- Played in three preseason games with the Jaguars before being waived prior to the start of the regular season.

COLLEGE:

- Appeared in 47 games (45 starts) at Central Michigan, totaling 212 tackles (134 solo), 37 passes defended and 10 interceptions.
- Earned Second Team All-MAC honors as a senior after leading the team with 14 passes defended and three interceptions.
- Started 11 games and posted 47 tackles (30 solo), seven passes defended and an interception his junior season.
- Appeared in 10 games (eight starts) and posted a career-high four interceptions as a sophomore on his way to being named CMU's Most Valuable Defensive Back.
- As a freshman, started all 14 games and led the secondary with a career-high 66 tackles (41 solo).
- Named the MAC West Division Defensive Player of the Week after returning an interception 100 yards for a touchdown against Akron.

PERSONAL:

- Lettered three times in football and four times in track and was an all-state and all-area selection at Washington County High School in Warthen, Ga.
- Posted 69 tackles, six interceptions (two returned for touchdowns) and 2.0 sacks for his career.
- Returned an interception 101 yards for a touchdown in the state semifinals at the Georgia Dome as a senior.
- Member of the state champion 4x100 relay team in 2004 that set a school record of 41.45 seconds.
- Cousin, Robert Edwards, was a first-round draft choice of the New England Patriots in 1998.
- Volunteered with youth football camps in California and Georgia during the 2012 offseason.
- Hosts an annual charity walk/run in his hometown to benefit the Josh Gordy HOPE Foundation.
- Helped fit 450 children with properly fitting shoes and hats for winter as part of the eighth annual Cold Feet, Warm Shoes event.
- Was a volunteer for the Colts Horseshoe Helpings event.
- Served as a speaker during an NFL PLAY 60 Super School Visit.

- Participated in the team's IndyHumane Visit, Colts Day in Schools event and the Colts Pamper Her Pink Dinner.
- Born in Augusta, Ga.

CAREER REGULAR SEASON STATISTICS

Year	GP/GS	Solo	Asst.	Total	Sacks	PD	FF	FR	INT	Yds	Avg.	LG	TD
2013 IND	12/0	8	1	9	0.0	3	0	0	1	7	7.0	7	0
2012 IND	15/1	12	3	15	1.0	0	0	0	0	0	0.0	0	0
2011 STL	14/9	36	17	53	0.0	5	0	1	3	37	12.3	30	0
2010 GB	2/0	0	0	0	0.0	0	0	0	0	0	0.0	0	0
TOTAL	43/10	56	21	77	1.0	8	0	1	4	44	11.0	30	0

CAREER POSTSEASON STATISTICS

Year	GP/GS	Solo	Asst.	Total	Sacks	PD	FF	FR	INT	Yds	Avg.	LG	TD
2013 IND	2/0	7	1	8	0.0	1	0	0	0	0	0.0	0	0
2012 IND	1/0	0	0	0	0.0	0	0	0	0	0	0.0	0	0
TOTAL	3/0	7	1	8	0.0	1	0	0	0	0	0.0	0	0

SPECIAL TEAMS TACKLES: 9 (2013 - 4, 2012 - 5)

POSTSEASON SPECIAL TEAMS TACKLES: 1 (2013 - 1)

JOSH GORDY QUICK HITS

Favorite team and/or athlete outside of football: Little League Rams of McDonough, GA

Favorite musician and/or song: Anthony Hamilton

Hobbies outside of football: Cooking and watching documentaries


What is something interesting about you that most people may not know: I am a licensed barber in Georgia.

Favorite food: Fall-off-the-bone ribs

Favorite vacation spot: Anywhere there is sun and sand

Favorite movie: *Taken*

What's the one thing you couldn't live without: Family



CHANDLER HARNISH

Quarterback 6-2 222 Northern Illinois

NFL Exp: 1 (1st Year with Colts)

How Acquired: D7 – 2012 (253rd overall)

Born: 7/28/88

GP/GS (Postseason): 0/0 (0/0)


CAREER TRANSACTIONS:

- Signed by the Colts to a reserve/future contract January 13, 2014.
- Signed to the Colts practice squad on September 1, 2013.
- Waived by the Colts on August 31, 2013.
- Signed by the Colts to a reserve/future contract on January 7, 2013.
- Signed to the Colts practice squad on October 18, 2012.
- Waived by the Colts on October 16, 2012.
- Selected by the Colts in the seventh round (253rd overall) of the 2012 NFL Draft.

HARNISH SINGLE-GAME HIGHS

Att:	N/A
Comp:	N/A
Yards:	N/A
TDs:	N/A
LG:	N/A

2013 (COLTS):

- Spent the entire season on the Colts practice squad.

2012 (COLTS):

- Originally selected by the Colts with the "Mr. Irrelevant" pick in the seventh round (253rd overall) of the 2012 NFL Draft.



- Was inactive for the first five games before being signed to the practice squad on October 18, 2012.

COLLEGE:

- Started 45-of-47 games in four seasons with Northern Illinois, throwing for 8,944 yards on 687-of-1,110 passing with 26 interceptions and 68 touchdown passes. Also added 538 carries for 2,983 yards and 24 touchdowns.
- Earned the Vern Smith Leadership Award as MAC MVP from league coaches and was also named the MAC Offensive Player of the Year in 2011. Added *Sports Illustrated* All-America honorable mention accolades and was a semifinalist for the Walter Camp Player of the Year award.
- Named a two-time First Team All-MAC selection in 2010 and 2011 and garnered Academic All-MAC honors on three occasions.
- Was the first quarterback to lead NIU to four straight bowl games. Finished with a 2-2 bowl record with victories in the Humanitarian Bowl (2010) and GoDaddy.com Bowl (2011).
- Completed 11,927 yards of total offense to rank third all-time in Mid-American Conference annals.

PERSONAL:

- Attended Norwell High School in Ossian, Ind.
- Finished his high school career with 4,760 passing yards and 48 touchdowns and 2,343 rushing yards and 35 touchdowns on 354 carries. Also played safety and amassed 129 tackles, seven fumble recoveries, five interceptions and 13 passes defensed.
- Holds Norwell records for career passing touchdowns, passing yards, completions (300) and attempts (565). Also holds the record for all-purpose yards (7,103).
- Named an all-state honoree as a senior after earning honorable mention accolades his junior year.
- Earned the Northeast Hoosier Conference Player of the Year award in 2005 and was selected to first-team all-conference and all-area squads as a junior and senior.
- Honored as the *Ft. Wayne News Sentinel* Athlete of the Year as a senior and was selected to play in the Indiana North/South All-Star game.
- Received four varsity letters in football, basketball and track and field.
- Was a three-time state finalist in discus and placed sixth at the Indiana State Championships as a junior. Was a conference, sectional and regional discus champion.
- Majored in business management at Northern Illinois and is pursuing an MBA at Northern Illinois.
- Hosted an NFL Play 60 event at Lancaster Elementary in Bluffton, Ind.
- Hosts a kids football camp annually at Norwell High School in Ossian, Ind.
- Volunteered for the Colts Playground Build and was a speaker for the team's Hispanic Heritage Month Football Camp.
- Spoke to students at Lancaster Central Elementary School.
- A native of Bluffton, Ind.

CHANDLER HARNISH QUICK HITS

Favorite team and/or athlete outside of football: Matt Hasselbeck or Lance Stephenson

Favorite musician and/or song: Backstreet Boys

Hobbies outside of football: Beard sculpting, tanning

Favorite food: Chili cheese dogs with onions

Favorite vacation spot: Cancun, Mexico

Favorite movie: *Gladiator*

What's the one thing you couldn't live without: Harnish sweet corn



MARIO HARVEY


Fullback 6-0 264 Marshall

NFL Exp: 3 (3rd Year with Colts)

How Acquired: FA – 2012

Born: 8/10/87

GP/GS (Postseason): 25/0 (1/0)



CAREER TRANSACTIONS:

- Signed by the Colts to a reserve/future contract on January 20, 2012.
- Released by the Pittsburgh Steelers on September 2, 2011.
- Originally signed as an undrafted free agent by the Steelers on July 26, 2011.

HARVEY SINGLE-GAME HIGHS

Tackles:	8 at SD (10/14/13)
Sacks:	0
FF:	0
FR:	0

PRO CAREER:

- Is making the switch to the fullback position in 2014 after spending the first three years of his career as an inside linebacker.

2013 (COLTS):

- Participated in 12 games at linebacker and on special teams before being placed on Injured Reserve in early December. Finished the year with 11 tackles (10 solo) and eight special teams stops.
- In the regular season opener against Oakland (9/8), registered one tackle and two stops on special teams.
- Participated at linebacker and on special teams during the team's Week 2 loss against Miami (9/15) and notched one tackle.
- Competed at both linebacker and on special teams during the team's Week 3 victory at San Francisco (9/22). Notched two stops on special teams.
- Registered a career-high eight tackles in the team's Week 6 loss at San Diego (10/14). Also added one tackle for loss.
- Completed on special teams during a Week 7 victory against Denver (10/20) and posted one tackle.
- In a Week 10 loss against St. Louis (11/10), saw action at linebacker and on special teams and totaled one tackle.
- Saw action on special teams during a Week 11 win at Tennessee (11/14). Finished with one special teams stop.
- Competed on special teams during a Week 12 loss at Arizona (11/24) and posted one tackle.
- In a Week 13 win against Tennessee (12/1), participated at linebacker and on special teams and made one tackle.
- Placed on Injured Reserve on December 3.

2012 (COLTS):

- Compted in 13 contests and registered seven special teams tackles and four tackles on defense. Also served as a short-yardage blocking fullback.
- Participated on special teams against Green Bay (10/7) in a Week 5 meeting and posted two tackles.
- Saw action at the New York Jets (10/14) and finished with one tackle and one special teams stop.
- Tallied two tackles at linebacker in a Colts victory against Cleveland (10/21) in Week 7.
- Competed on special teams at Houston (12/16) and added two special teams tackles.
- Played on special teams in his first career playoff game and totaled one special teams stop at Baltimore (1/6/13).

2011:

- Signed by the Pittsburgh Steelers as an undrafted free agent, but was released prior to the start of the regular season.

COLLEGE:

- Played in 46 games (40 starts) at Marshall University and finished his collegiate career with 421 tackles, 21.0 sacks and one interception.
- Earned First Team All-Conference USA honors in 2009 and 2010.
- As a senior, started all 12 contests and finished the season with 144 tackles, 8.5 sacks and one forced fumble.
- During his junior season, was a candidate for the Bronko Nagurski Trophy and the Lombardi Award, leading the team with 117 tackles, 8.5 tackles for loss and 7.0 sacks.
- Was a preseason All-Conference USA selection and All-America candidate during his junior season.

ADMINISTRATION

COACHING STAFF

FOOTBALL OPERATIONS

BUSINESS OPERATIONS

PLAYERS

2013 SEASON IN REVIEW

COLTS HISTORY

RECORDS

COLTS IN THE COMMUNITY

**PERSONAL:**

- Attended Mary Persons High School in Forsyth, Ga.
- Rated as a top-30 prep player by *Rivals.com* in 2005.
- Visited 900 students at Weaver Middle School in his hometown to share words of encouragement.
- A native of Forsyth, Ga.

CAREER REGULAR SEASON STATISTICS

Year	GP/GS	Solo	Asst.	Total	Sacks	PD	FF	FR	INT	Yds	Avg.	LG	TD
2013 IND	12/0	10	1	11	0.0	0	0	0	0	0	0.0	0	0
2012 IND	13/0	3	1	4	0.0	0	0	0	0	0	0.0	0	0
TOTAL	25/0	13	2	15	0.0	0	0	0	0	0	0.0	0	0

CAREER POSTSEASON STATISTICS

Year	GP/GS	Solo	Asst.	Total	Sacks	PD	FF	FR	INT	Yds	Avg.	LG	TD
2013 IND													
INJURED RESERVE													
2012 IND	1/0	0	0	0	0.0	0	0	0	0	0	0.0	0	0
TOTAL	1/0	0	0	0	0.0	0	0	0	0	0	0.0	0	0

SPECIAL TEAMS TACKLES: 15 (2013 - 8, 2012 - 7)

MARIO HARVEY QUICK HITS

Favorite team and/or athlete outside of football: Los Angeles Lakers

Favorite vacation spot: Georgia

What's the one thing you couldn't live without: Food and Xbox

**MATT HASSELBECK**

Quarterback 6-4 235 Boston College

NFL Exp: 16 (2nd Year with Colts)

How Acquired: FA – 2013

Born: 9/25/75

GP/GS (Playoffs): 197/152 (11/11)

8

CAREER TRANSACTIONS:

- Signed by the Colts as a free agent on March 19, 2013.
- Released by the Tennessee Titans on March 18, 2013.
- Signed by the Titans as an unrestricted free agent on July 29, 2011.
- Acquired by the Seattle Seahawks in a trade with the Green Bay Packers on March 2, 2001. The Seahawks received Hasselbeck and the Packers 2001 first round pick (17th overall) in exchange for Seattle's 2001 first round pick (10th overall) and a 2001 third round choice.
- Released by the Packers on September 3, 1998 and signed to the team's practice squad two days later.
- Originally selected by the Packers in the sixth round (187th overall) of the 1998 NFL Draft.

HASSELBECK SINGLE-GAME HIGHS

Att:	55 at SF (12/1/02)
Comp:	39 vs. DET (11/8/09)
Yards:	449 at SD (12/29/02)
TDs:	5, two times (Last: vs. NYG 9/24/06)
LG:	87t vs. KC (11/28/10)

PRO CAREER:

- A three-time Pro Bowler, receiving the honor following the 2003, 2005 and 2007 seasons.
- Holds 22 career 300-yard passing performances in the regular season and two more in the postseason.
- Has executed 22 game-winning drives in the fourth quarter during his career, including two drives in 2012 against Pittsburgh (10/11) and at Buffalo (10/21).
- In his 16-year career, has connected with 41 different players for touchdowns.
- Has 50 career games with a passer rating of 95.0 or better and his teams are 40-10 in those games.
- Produced one of the best seasons of his career in 2011. His 518 attempts and 3,571 yards made up the fourth-highest single-season totals in Titans history, while his completions (319) ranked third in club annals. His 18 touchdown passes were the most since 2004 (Billy Volek), and with 28 completions of 25 yards-or-more, he had the highest big-play total since Steve McNair in 2001 (32).

- Started both postseason games in 2010 to become the Seahawks all-time leader in playoff games played and started. Also set a franchise postseason single-game record with four touchdown passes against New Orleans (1/8/11) in an NFC Wild Card victory.
- Became the Seahawks all-time franchise leader in career attempts, completions and passing yards in 2009, surpassing Dave Krieg in each category. Set a franchise single-game record against Detroit (11/8/09), completing 39 passes, including 15 consecutive, tied for second-most in club history.
- Earned his third Pro Bowl selection in 2007 after setting career highs for attempts (562), completions (352), passing yards (3,966) and touchdown passes (28).
- Was named the starter for the NFC Pro Bowl squad in 2005 after posting a career and NFC-best 98.2 passer rating, leading the Seahawks to an appearance in Super Bowl XL.
- Earned his first trip to the Pro Bowl in 2003 after guiding the Seahawks to their first-ever undefeated home record. Tied his own record for the most 300-yard games in a season (four) and recorded then-career-highs of 3,841 passing yards, 26 passing touchdowns and an 88.8 passer rating.
- His first NFL touchdown pass came on a fake field goal attempt at Minnesota (12/20/99) with a nine-yard toss to Jeff Thomason.

2013 (COLTS):

- Spent the season as the backup for quarterback Andrew Luck. Saw action in three games and completed 7-of-12 passes for 130 yards and one interception.
- Completed in his first career game as a member of the Colts during the team's Week 4 victory at Jacksonville (9/29). Entered the game in the fourth quarter and completed 2-of-3 passes for 37 yards.
- Saw action under center and completed 2-of-5 passes for 68 yards and one interception against St. Louis (11/10). Completed a season-long 57-yard pass to running back Daniel Herron in the fourth quarter.
- Saw action in a Week 17 victory against Jacksonville (12/29) and completed 3-of-4 passes for 25 yards.
- Served as the backup quarterback for the team's Wild Card Playoff victory against Kansas City (1/4/14) and Divisional Playoff loss at New England (1/11/14).

2012 (TITANS):

- Played in eight games with five starts and completed 138-of-221 passes for 1,367 yards, seven touchdowns and five interceptions for a passer rating of 81.0.
- Did not play in eight games and was listed as the backup quarterback.
- Executed two game-winning drives in the fourth quarter against Pittsburgh (10/11) and at Buffalo (10/21).
- At Houston (9/30), entered the game in the first quarter after Jake Locker left the contest with an injury. Completed 17-of-25 passes for 193 yards with two touchdowns and two interceptions.
- At Minnesota (10/7), started at quarterback and completed 26-of-43 passes for 200 yards, a touchdown and an interception. Rushed the ball twice for 10 yards.
- Against Pittsburgh (10/11), started at quarterback and connected on 25-of-44 passes for 290 yards with a touchdown and an interception. Tied the game at 23-23 with a five-yard touchdown pass to Kenny Britt with 4:19 left to play in the fourth quarter. Set up the Titans game-winning field goal with a 25-yard pass to Jared Cook to the Steelers 25-yard line with 32 seconds left to play in the game.
- At Buffalo (10/21), started at quarterback and completed 22-of-33 passes for 205 yards and one touchdown for a 93.6 passer rating. Gave the Titans a dramatic 35-34 lead with a 15-yard touchdown strike to Nate Washington on fourth-and-nine with 1:03 remaining in the game.
- Against Indianapolis (10/28), started at quarterback and completed 22-of-29 passes for 236 yards and a touchdown for a 110.7 passer rating.
- Against Chicago (11/4), started at quarterback and completed 20-of-35 passes for 200 yards with a touchdown and an interception. Rushed the ball twice for 18 yards.

2011 (TITANS):

- Started all 16 games for the fourth time in his career. Connected on 319-of-518 passes for 3,571 yards, 18 touchdowns and 14 interceptions for an 82.4 passer rating.
- His 518 attempts and 3,571 yards made up the fourth-highest single-season totals in team history, while his completions (319) ranked third in club annals. His 18 touchdown passes were the most since 2004 (Billy Volek), and with 28 completions of 25 yards-or-more, he had the highest big-play total since Steve McNair in 2001 (32).
- Finished fourth in the AFC with an 86.4 passer rating on third down.
- Surpassed the 3,500-yard passing mark for the third time in his 13-year career and became the only player in franchise history other than Hall of Famer Warren Moon to reach the 3,500-yard barrier.
- Posted 300-or-more passing yards three times: against Baltimore (9/18), against Denver (9/25) and against Jacksonville (12/24).
- Became the 33rd player in NFL history to amass 30,000 yards passing with an 11-yard pass to Nate Washington against Baltimore (9/18).



- Was voted a team captain for the 2011 season by his teammates.
- Passed for 932 yards in the first three games, the highest total of his career in the first three games of a season.
- His 621 passing yards were the most by a Titans/Oilers quarterback through a season's first two weeks since Warren Moon's 691 in 1992.
- At Jacksonville (9/11), completed 21-of-34 passes for 263 yards with two touchdowns and an interception. Scrambled out of the pocket and completed a shovel pass to Kenny Britt for an 80-yard touchdown in the third quarter.
- Against Baltimore (9/18), completed 30-of-42 passes for 358 yards, a touchdown and an interception.
- Against Denver (9/25), completed 27-of-36 passes for 311 yards and two touchdowns for a season-high 119.1 passer rating. Became the first Titans quarterback to pass for 300 yards in back-to-back games since Billy Volek in 2004. Found Craig Stevens over the middle for a 58-yard reception down to the Denver 25-yard line during the game-winning drive. Gave the Titans a 17-14 lead with a four-yard touchdown toss to Daniel Graham with 4:24 remaining in the fourth quarter.
- At Cleveland (10/2), connected on 10-of-20 passes for 220 yards and three touchdowns for a 108.3 passer rating.
- At Pittsburgh (10/9), completed 29-of-49 passes for 262 yards, one touchdown and one interception.
- Against Indianapolis (10/30), completed 23-of-33 passes for 224 yards and a touchdown for a 98.5 passer rating.
- Against Cincinnati (11/6), connected on 24-of-41 passes for 272 yards and two touchdowns.
- Against Tampa Bay (11/27), started at quarterback and completed 19-of-34 passes for 160 yards with a touchdown and two interceptions. Extended a fourth-and-two play and found Damian Williams in the back of the end zone for the game-winning two-yard touchdown pass with 3:01 remaining in the fourth quarter.
- Against Jacksonville (12/24), completed 24-of-40 passes for 350 yards, one touchdown and two interceptions. Gave the Titans a 10-0 lead with a 55-yard touchdown pass to Jared Cook over the deep middle with 4:39 left to play in the first stanza.
- At Houston (1/1/12), completed 22-of-35 passes for 297 yards and two touchdowns for a 108.9 passer rating. Gave the Titans a 23-16 lead with a 23-yard touchdown toss to Nate Washington with 4:31 remaining in the game.

2010 (SEAHAWKS):

- Started 14 games, was inactive for one and was active but did not play in another game.
- Completed 266-of-444 passes for 3,001 yards, 12 touchdowns and 17 interceptions for a 73.2 rating.
- Started both postseason games to become the Seahawks all-time leader in playoff games played and started. Also set a franchise postseason single-game record with four touchdown passes against New Orleans (1/8/11) in an NFC Wild Card victory.
- Against San Francisco (9/12), completed 18-of-23 passes for 170 yards with two touchdowns in the victory.
- At Arizona (11/14), notched a 106.6 passer rating by completing 22-of-34 passes for 333 yards and a touchdown.
- At New Orleans (11/21), posted a season-high 366 passing yards on 32-of-44 passing with a touchdown.
- In the NFC Wild Card game against New Orleans (1/8/11), completed 22-of-35 passes for 272 yards with a team-record four touchdowns in the victory.
- In the NFC Divisional Playoff game at Chicago (1/16/11), connected on 26-of-46 throws for 258 yards and three touchdown passes.

2009 (SEAHAWKS):

- Started 14 games and completed 293-of-488 passes for 3,029 yards, 17 touchdowns and 17 interceptions for a 75.1 passer rating. Was inactive for two games.
- Became the Seahawks all-time franchise leader in career attempts, completions and passing yards, surpassing Dave Krieg in each category. Also set a franchise single-game record against Detroit (11/8), completing 39 passes, including 15 consecutive, tied for second-most in club history.
- Threw for three touchdowns against St. Louis (9/13), connecting on 25-of-36 passes for 279 yards and a 96.9 passer rating.
- Against Jacksonville (10/11), connected on 18-of-30 passes for 241 yards and four touchdowns for a season-best 125.1 passer rating.
- Completed 26-of-52 passes for 315 yards and a touchdown at Arizona (11/15).
- Against San Francisco (12/6), posted a 107.2 passer rating and two touchdowns, while completing 25-of-34 passes for 198 yards.

2008 (SEAHAWKS):

- Started seven games and completed 109-of-209 passes for 1,216 yards, five touchdowns and 10 interceptions.
- Was inactive for nine games with a back injury.
- Against St. Louis (9/21), connected on 12-of-20 passes for 172 yards and a touchdown for a 104.6 passer rating.
- Recorded a season-high two touchdown passes against Washington (11/23), connecting on 12-of-24 attempts for 103 yards.
- Completed 22-of-38 passes for a season-high 287 yards at Dallas (11/27).

2007 (SEAHAWKS):

- Started all 16 games and two postseason contests. Earned his third Pro Bowl selection after setting career highs for attempts (562), completions (352), passing yards (3,966) and touchdown passes (28).
- Completed 27 passes at Carolina (12/16) on his way to setting the club's single-season record with 319.
- Set a career-high with his 26th and 27th touchdown passes versus Baltimore (12/23).
- Against Tampa Bay (9/9), connected on 17-of-24 passes for 222 yards and a touchdown in the season opener.
- Completed 26-of-43 passing attempts for a season-high 362 yards, two touchdowns and an interception for a 93.4 rating against New Orleans (10/14).
- At Cleveland (11/4), completed 30-of-47 passes for 318 yards, two touchdowns and an interception for an 88.8 rating.
- Threw for 337 yards and two touchdowns on 30-of-44 passing against Chicago (11/18).
- Against Arizona (12/9), registered a season-best 131.6 passer rating by connecting on 22-of-33 passes for 272 yards and four touchdowns.

2006 (SEAHAWKS):

- Started 12 games and completed 210-of-371 passes for 2,442 yards, 18 touchdowns and 15 interceptions for a 76.0 passer rating.
- Was inactive for four consecutive games from Week 8 to Week 11 with a knee injury.
- Threw for a career-high five touchdowns against the New York Giants (9/24), completing 24-of-33 passes for 227 yards.
- At St. Louis (10/15), connected on 19-of-34 passes for a season-high 268 yards and three touchdowns.
- At Arizona (12/10), notched a season-best 133.5 passer rating by completing 20-of-28 passes for 243 yards and three touchdowns.

2005 (SEAHAWKS):

- Started all 16 games for second time in his career and completed 294-of-449 passes for 3,459 yards, 24 touchdowns and nine interceptions for a 98.2 passer rating.
- In three postseason games, completed 62-of-103 passes for 707 yards, four touchdowns and one interception for an 89.7 passer rating.
- Was named the starter for the NFC Pro Bowl squad in 2005 after posting a career-and NFC-best 98.2 passer rating, leading the Seahawks to an appearance in Super Bowl XL. His passer rating was also a Seahawks single-season record.
- His touchdown total led the NFC while his completion percentage (65.5) ranked second.
- Eclipsed the 3,000-yard mark for the fourth straight year, breaking Jim Zorn's club record (three).
- Passed for at least one touchdown in a career-high 12 consecutive games.
- Had a December to remember posting the fourth-best passer rating in NFL history (135.5) during the month, tossing 10 touchdowns and one interception with a completion percentage of 76.1.
- Totaled a 103.0 passer rating in eight road games and did not throw an interception on the road in the final seven games (185 attempts) of the season.
- Set a club record for consecutive passes without an interception at 159 (Zorn, 153).
- Against San Francisco (12/11), completed 21-of-25 passes for 226 yards and four touchdowns for a 127.3 passer rating.
- At Tennessee (12/18), posted a career-high 147.7 passer rating by completing 21-of-27 passes for 285 yards and three touchdowns.
- In the NFC Divisional Playoffs against Carolina (1/22/06), completed 20-of-28 passes for 219 yards and two touchdowns for a 118.0 passer rating.
- In Super Bowl XL against Pittsburgh (2/5/06), connected on 26-of-49 passes for 273 yards with a touchdown and an interception.

2004 (SEAHAWKS):

- Started 14 games and connected on 279-of-474 passes for 3,382 yards with 22 touchdowns and 15 interceptions for an 83.1 passer rating.
- Joined Dave Krieg as only quarterbacks in club history to pass for 20-or-more touchdowns in consecutive seasons, while joining Jim Zorn as the franchise's only quarterbacks to eclipse 3,000 yards three consecutive seasons.
- Named NFC Offensive Player of the Month for December after passing for 1,140 yards, completing 94-of-131 attempts (71.8 percent), 10 touchdowns, and four interceptions, helping Seattle earn their first NFC West title.
- Was inactive in one game and was active but did not play in one game.
- At San Francisco (11/7), completed 17-of-28 passes for 285 yards and three touchdowns for a season-high 130.8 passer rating.
- Against Dallas (12/6), connected on 28-of-40 passes for 414 yards with three touchdowns.



- In an NFC Wild Card Playoff game against St. Louis (1/8/05), passed for 341 yards completing 27-of-43 attempts, two touchdowns and an interception. Joined Dan Fouts and Marc Bulger as the only players in NFL history to begin their postseason careers with two 300-plus passing games.

2003 (SEAHAWKS):

- Earned his first trip to the Pro Bowl after guiding the Seahawks to their first-ever undefeated home record.
- Tied his own record for the most 300-yard games in a season (four) and recorded then-career-highs of 3,841 passing yards, 26 passing touchdowns and an 88.8 passer rating.
- Became the team's first quarterback since Rick Mirer in 1993 to start all 16 games.
- Threw for a season-high 344 passing yards at Cincinnati (10/26), completing 26-of-43 passes for three touchdowns and three interceptions.
- Registered 333 passing yards on 23-of-41 passing with a career-best five touchdown tosses at Baltimore (11/23).
- Against Cleveland (11/30), completed 26-of-35 passes for 328 yards and three touchdowns.
- Completed 24-of-37 passes for 315 yards, two touchdowns and two interceptions at San Francisco (12/27).
- Connected on 25-of-45 passes for 305 yards and an interception in an NFC Wild Card Playoff game at Green Bay (1/4/04).

2002 (SEAHAWKS):

- Entered the season as the team's second-string quarterback behind Trent Dilfer. Started the season opener at Oakland (9/8) for Dilfer (knee) before taking over the remainder of the season after Dilfer suffered a season-ending Achilles injury at Dallas (10/27).
- In 16 games (10 starts), completed 267-of-419 passes for 3,075 yards, 15 touchdowns and 10 interceptions for an 87.8 passer rating.
- Passed for more than 300 yards four times and surpassed 400 yards twice, both club records for a single season.
- His completion percentage (63.7) was tops in the NFC (fifth in the NFL) and his passer rating ranked second in the NFC (sixth in the NFL).
- Led an offense that averaged an NFL-high 476.0 yards per game over the final six games, which included a franchise record three 500-yard games.
- At San Francisco (12/1), attempted a franchise record 55 passes with 30 completions for 427 yards with three touchdowns.
- At San Diego (12/29), set team marks for completions (36) and passing yards (449).

2001 (SEAHAWKS):

- In his first season with the Seahawks, appeared in 13 games with 12 starts and completed 176-of-321 passes for 2,023 yards, seven touchdowns and eight interceptions for a 70.9 passer rating.
- At Cleveland (9/9), made his first career start and completed 20-of-34 passes for 178 yards with two interceptions.
- Against Miami (10/28), connected on 16-of-28 passes for 230 yards and two touchdowns for a 107.7 passer rating.

2000 (PACKERS):

- Saw action in all 16 games primarily as the holder for the extra point and field goal units.
- Completed 10-of-19 passes for 104 yards and a touchdown in four games as a backup quarterback.
- At Tampa Bay (11/12), completed 9-of-18 passes for 93 yards and a touchdown.

1999 (PACKERS):

- Saw action in all 16 games primarily as the holder for the extra point and field goal units.
- Completed 3-of-10 passes for 41 yards and one touchdown in four games as a backup quarterback.
- At Minnesota (12/20), registered his first NFL touchdown pass with a nine-yard toss on a fake field goal attempt.

1998 (PACKERS):

- Spent his entire rookie campaign on the Packers practice squad.

COLLEGE:

- Was a four-year letterman and two-year starter at Boston College.
- Played in 37 career games with 21 starts and finished fifth on the Eagles career passing list with 4,548 yards, completing 390-of-701 passes for 22 touchdowns and 26 interceptions.
- Was named a co-winner of the Thomas F. Scanlon Award as the school's outstanding senior scholar-athlete.
- Completed 188-of-305 passes for 2,239 yards, 11 touchdowns and 10 interceptions in his final year.
- Threw for 277 yards in a 22-of-33 performance that included a school-record 14 consecutive completions against Notre Dame.



- Completed 31-of-46 attempts for a career-high 393 yards and three touchdowns in his final collegiate game in a victory over Army.
- As a junior, connected on 171-of-330 passes for 1,990 yards and nine touchdowns with nine interceptions.
- Came off the bench to lead the team to a come-from-behind victory over Hawaii in the season opener.
- Started the next 10 games before separating his right shoulder, causing him to miss the season finale against Miami (Fla.).
- Served as the Eagles backup quarterback as a sophomore. Played in 11 games with one start. Completed 27-of-60 passes for 280 yards, two touchdowns and seven interceptions.
- Saw action in five games as a redshirt freshman.

PERSONAL:

- Was an Honorable Mention All-America selection by *USA Today* as a senior at Xaverian Brothers High School in Westwood, Mass.
- Garnered All-East honors from *Blue Chip Illustrated* and All-New England honors from *SuperPrep*.
- As a two-year starter, completed 90-of-120 passes for 1,490 yards and seven touchdowns as a senior. Also ran for 400 yards and three touchdowns en route to capturing a conference title and finishing as a runner-up in the Massachusetts Division 1-A Super Bowl.
- Earned three letters in basketball and two in baseball.
- The Hasselbeck family has a rich tradition in pro football. Matt's father Don, played tight end in the NFL for nine seasons with the Patriots (1977-1983), Raiders (1983), Vikings (1984), and Giants (1985). His younger brother, Tim, was a starting quarterback for Boston College and played for the Philadelphia Eagles (2002), Washington Redskins (2003-04), New York Giants (2005-06) and Arizona Cardinals (2007). His youngest brother, Nathanael, also attended Boston College and played defensive back.
- He and his wife co-chaired Medical Teams International's Field of Dreams auction for three years and have been dedicated supporters of MTI for the past six years. The organization's mission is to serve people all over the world stricken by disaster, conflict and poverty.
- The Hasselbecks are supporters of charity: water, whose mission is to provide clean and safe drinking water to people in developing nations. They are part of the organization's membership group called The Well, which allows charity: water to direct 100 percent of public donations to fund water projects.
- Along with his wife, he co-chaired the International Justice Mission Nashville Benefit dinner in September 2012. International Justice Mission is a human rights organization that brings rescue to victims of slavery, sexual exploitation and other forms of violent oppression.
- Competed in CBS version of the "NFL Quarterback Challenge" over the 2003 offseason and finished in first place.
- During his time with the Seahawks, was involved and supported the local Boys and Girls Club, Seattle Children's Hospital, Childhaven, Pro Athletes Outreach, Young Life, Compassion International, World Vision, Band of Brothers, Rwanda Girls Initiative, Desire Street Ministries and Garth Brooks Teammates for Kids Foundation.
- Wife, Sarah, was very active with Seahawks Women's Association. She started a program called Funky Young Women, where the players' wives would take out 10-12 teenagers (and each could bring a guest) that were undergoing cancer treatment at Seattle Children's Hospital.
- He is married to his college sweetheart, Sarah, and they have two daughters, Annabelle and Mallory, and one son, Henry.
- Received a Bachelor's of Science in marketing from Boston College.
- Born Matthew Michael Hasselbeck on September 25, 1975, in Boulder, Colo.



CAREER REGULAR SEASON STATISTICS

Year	GP/GS	Att.	Comp.	Yards	PASSING					RUSHING				
					Pct.	Yds/Att.	TD	INT	LG	No.	Yards	Avg.	LG	TD
2013 IND	3/0	12	7	130	58.3%	10.8	0	1	57	2	-2	-1.0	-1	0
2012 TEN	8/5	221	138	1,367	62.4%	6.2	7	5	37	13	38	2.9	16	0
2011 TEN	16/16	518	319	3,571	61.6%	6.9	18	14	80t	20	52	2.6	21	0
2010 SEA	14/14	444	266	3,001	59.9%	6.8	12	17	87t	23	60	2.6	20t	3
2009 SEA	14/14	488	293	3,029	60.0%	6.2	17	17	53	26	119	4.6	23	0
2008 SEA	7/7	209	109	1,216	52.2%	5.8	5	10	34	11	69	6.3	15	0
2007 SEA	16/16	562	352	3,966	62.6%	7.1	28	12	65	39	89	2.3	12	0
2006 SEA	12/12	371	210	2,442	56.6%	6.6	18	15	72t	18	110	6.1	19	0
2005 SEA	16/16	449	294	3,459	65.5%	7.7	24	9	56	36	124	3.4	23	1
2004 SEA	14/14	474	279	3,382	58.9%	7.1	22	15	60	27	90	3.3	19	1
2003 SEA	16/16	513	313	3,841	61.0%	7.5	26	15	80t	36	125	3.5	18	2
2002 SEA	16/10	419	267	3,075	63.7%	7.3	15	10	49	40	202	5.1	21	1
2001 SEA	13/12	321	176	2,023	54.8%	6.3	7	8	64	40	141	3.5	17	0
2000 GB	16/0	19	10	104	52.6%	5.5	1	0	27t	4	-5	-1.3	-1	0
1999 GB	16/0	10	3	41	30.0%	4.1	1	0	19	6	15	2.5	13	0
1998 GB														
TOTAL	197/152	5,030	3,036	34,647	60.4%	6.9	201	148	87t	341	1,227	3.6	23	8

PRACTICE SQUAD

CAREER POSTSEASON STATISTICS

Year	GP/GS	Att.	Comp.	Yards	PASSING					RUSHING				
					Pct.	Yds/Att.	TD	INT	LG	No.	Yards	Avg.	LG	TD
2013 IND	0/0	0	0	0	0.0%	0.0	0	0	0	0	0	0.0	0	0
2010 SEA	2/2	81	48	530	59.3%	6.5	7	1	46t	2	-1	-0.5	0	0
2007 SEA	2/2	65	39	423	60.0%	6.5	2	2	35	3	0	0.0	1	0
2006 SEA	2/2	69	36	435	52.2%	6.3	3	3	37t	3	11	3.7	8	0
2005 SEA	3/3	103	62	707	60.2%	6.9	4	1	37	15	83	5.5	18	1
2004 SEA	1/1	43	27	341	62.8%	7.9	2	1	25	2	26	13.0	17	0
2003 SEA	1/1	45	25	305	55.6%	6.8	0	1	34	0	0	0.0	0	0
TOTAL	11/11	406	237	2,741	58.4%	6.8	18	9	46t	25	119	4.8	18	1

MATT HASSELBECK QUICK HITS

Favorite team and/or athlete outside of football: Anyone playing the Houston Dynamo.

Favorite musician and/or song: New Kids on the Block (went to my rival junior high and high school)

What is something interesting about you that most people may not know: I've been struck by lightning!

If you could have lunch with three people, living or dead, who would they be: Chandler Harnish, Andrew Luck and Clyde Christensen

Favorite movie: *Never Say Never*...but only in 3D

What's the one thing you couldn't live without: A balance between nitrogen and oxygen.



STANLEY HAVILI

Fullback 6-0 243 USC

NFL Exp: 3 (2nd Year with Colts)

How Acquired: T – 2013 (Philadelphia)

Born: 11/14/87

GP/GS (Postseason): 28/10 (2/0)



39

CAREER TRANSACTIONS:

- Acquired by the Colts in a trade with the Philadelphia Eagles in exchange for defensive end Clifton Geathers on March 28, 2013.
- Signed by the Eagles on January 2, 2012.
- Signed to the Philadelphia practice squad on September 4, 2011.
- Waived by the Eagles on September 2, 2011.
- Selected by Philadelphia in the seventh round (240th overall) of the 2011 NFL Draft.

HAVILI SINGLE-GAME HIGHS

Att:	3 at JAX (9/29/13)
Yards:	15 vs. NYG (9/30/12)
TDs:	1 vs. DAL (11/11/12)
LG:	8 vs. NYG (9/30/12)

2013 (COLTS):

- Played in 13 contests (eight starts) and tallied seven carries for seven yards while adding 18 receptions for 128 yards and one touchdown.
- Paved the way for the Colts to average 108.9 rushing yards per game, the team's highest average since 2006.
- Helped the Colts rush for 100-plus yards in 10 games, which is the most since 2006. Indianapolis rushed for over 100 yards in each of its first five games of the season, tying the team's longest streak since 1988.
- Started his first game in a Colts uniform at fullback in the team's regular season opener against Oakland (9/8). Assisted in opening rushing lanes for Indianapolis to total 127 rushing yards.
- Caught two passes for 12 yards, his first receptions as a member of the Colts, in the team's Week 2 loss against Miami (9/15). Also blocked for the team to record 133 rushing yards for a 5.1 average.
- Started a Week 3 meeting at San Francisco (9/22) at fullback and caught one pass for no gain. Provided rushing lanes for the Colts to generate 184 net yards, marking the team's third consecutive week with 100-plus rushing yards. Added one special teams tackle.
- Made a start at fullback in the team's Week 4 victory at Jacksonville (9/29). Totaled three rushes and caught two passes for one yard. Assisted a Colts rushing attack that generated 157 net yards, marking the team's fourth consecutive 100-yard rushing contest. Contributed with one tackle on special teams.
- In a Week 7 victory against Denver (10/20), logged one reception for a 20-yard touchdown in the second quarter and added one carry for two yards. Also contributed on special teams and finished with two tackles and a forced fumble, which was recovered by the Colts leading to a Darrius Heyward-Bey touchdown on the next play. The score marked Havili's first touchdown as a member of the Colts and the first receiving touchdown of his career. His forced fumble was also the first of his career.
- Established a single-game career-high in receptions (three) while adding 25 receiving yards and contributing with one rush for one yard in a Week 10 loss against St. Louis (11/10). Also added one special teams tackle.
- Contributed with one rush for four yards and one reception for nine yards, starting at fullback in the team's Week 11 victory at Tennessee (11/14). Also blocked for a Colts rushing attack that totaled 137 yards, the team's seventh 100-yard rushing performance of the season.
- In a Week 13 win against Tennessee (12/1), started at fullback and tied a career-best with three receptions and set a career-high with 29 receiving yards.
- In a Week 16 victory at Kansas City (12/22), totaled one rush and added one reception for one yard. Also assisted a rushing attack that finished with 135 yards. Participated on special teams and posted one tackle.
- Tallied two receptions for 18 yards and assisted a Colts rushing attack that generated 80 yards in a Week 17 victory against Jacksonville (12/29).
- Participated in his first career playoff game during the team's Wild Card victory against Kansas City (1/4/14) and opened rushing lanes for an Indianapolis offense that totaled 100 yards as running back Donald Brown led the team with 11 carries for 55 yards. Also contributed with one tackle on special teams.
- Caught one pass for four yards and assisted a Colts rushing attack that totaled 69 rushing yards during the team's Divisional Playoff loss at New England (1/11/14).

2012 (EAGLES):

- Played in 15 games (two starts) and was inactive for one game.
- Totaled six rushes for 22 yards and a touchdown while adding seven receptions for 43 yards.



- Ranked third on the team with 11 special teams tackles.
- Helped pave the way for five 100-yard rushing performances by running backs LeSean McCoy and Bryce Brown.
- Started in his first career NFL game at Cleveland (9/9).
- Scored his first career touchdown on a one-yard plunge in the fourth quarter against Dallas (11/11) and added three special teams tackles in the game.
- Blocked for Bryce Brown to run for a season-high 178 yards and two touchdowns on 19 carries against Carolina (11/26).
- The following week at Dallas (12/2), helped pave the way for Brown to rush for 169 yards and two touchdowns on 24 carries.

2011 (EAGLES):

- Spent the entire season on the Eagles practice squad.

COLLEGE:

- Played in 52 career games (48 starts) at USC and totaled 1,799 scrimmage yards (1,290 receiving, 509 rushing) and 15 total touchdowns (12 receiving, three rushing).
- Earned All-Pac 10 honorable mention accolades as a senior in 2010.
- Was a team captain who started in all 13 games and ranked third on the team with 32 receptions for 296 yards and two touchdowns while rushing for 166 yards and one touchdown.
- Named USC's Most Inspirational Player as a senior and shared the team's Co-Lifters Award with defensive tackle Christian Tupou.
- Started in 10-of-11 games as a junior in 2009, posting 22 receptions for 298 yards and two scores and adding 138 yards on the ground.
- Played in 12 games (11 starts) as a sophomore in 2008, catching 24 passes for 324 yards and three touchdowns while rushing for 71 yards.
- Started in all 13 games as a freshman in 2007 and notched 34 receptions for 248 yards and five scores, adding 134 rushing yards.

PERSONAL:

- Earned All-America honors as a senior at Cottonwood High School in Salt Lake City after accumulating 2,652 all-purpose yards, including over 1,500 yards rushing and 1,000 yards receiving, and 32 total touchdowns.
- Graduated with a degree in public policy, management and planning from USC and hopes to pursue a career in commercial real estate when his playing days are over.
- His parents, Tevita and Elva, were Tongan immigrants.
- His wife, Jocelyn, gave birth to their first child, Holiday, during the 2012 season.
- A native of Salt Lake City.

CAREER REGULAR SEASON STATISTICS

Year	GP/GS	No.	Yards	RUSHING				No.	Yards	RECEIVING		
				Avg.	LG	TD	Avg.			LG	TD	
2013 IND	13/8	7	7	1.0	4	0	18	128	7.1	20t	1	
2012 PHI	15/2	6	22	3.7	8	1	7	43	6.1	9	0	
2011 PHI							PRACTICE SQUAD					
TOTAL	28/10	13	29	2.2	8	1	25	171	6.8	20t	1	

CAREER POSTSEASON STATISTICS

Year	GP/GS	No.	Yards	RUSHING				No.	Yards	RECEIVING		
				Avg.	LG	TD	Avg.			LG	TD	
2013 IND	2/0	0	0	0.0	0	0	1	4	4.0	4	0	
TOTAL	2/0	0	0	0.0	0	0	1	4	4.0	4	0	

SPECIAL TEAMS TACKLES: 20 (2013 - 9, 2012 - 11)

POSTSEASON SPECIAL TEAMS TACKLES: 1 (2013 - 1)

ADDITIONAL STATISTICS: Forced a fumble on a kickoff return vs. Denver (10/20/13).

DID YOU KNOW: Fullback Stanley Havili graduated USC with 116 career receptions, the most ever by a fullback in school history. As a senior in 2010, he earned All-Pac 10 honorable mention accolades.



DANIEL HERRON


Running Back 5-10 212 Ohio State

NFL Exp: 2 (2nd Year with Colts)

How Acquired: FA – 2013

Born: 3/21/89

GP/GS (Postseason): 9/0 (0/0)



CAREER TRANSACTIONS:

- Signed by the Colts from the Cincinnati Bengals practice squad on October 9, 2013.
- Signed to the Bengals practice squad on September 1, 2013.
- Waived by Cincinnati on August 31, 2013.
- Elevated to the Bengals active roster on December 4, 2012.
- Signed to the Cincinnati practice squad on September 1, 2012.
- Waived by the Bengals on August 31, 2012.
- Selected by Cincinnati in the sixth round (191st overall) of the 2012 NFL Draft.

HERRON SINGLE-GAME HIGHS

Att:	4 at ARZ (11/24/13)
Yards:	33 at ARZ (11/24/13)
TDs:	0
LG:	22 at ARZ (11/24/13)

2013 (BENGALS/COLTS):

- Spent the first five weeks of the season on the Bengals practice squad before being signed to the Colts active roster on October 9, 2013.
- Saw action in six games with Indianapolis and recorded five carries for 33 yards and one reception for 57 yards. Also added two special teams tackles and recovered a fumble on a kickoff.
- Saw action in his first game as a member of the Colts on special teams during a Week 7 victory against Denver (10/20).
- Caught his first career pass in the fourth quarter and gained 57 yards in a Week 10 loss against St. Louis (11/10). Also returned his first career kickoff in the first quarter (13 yards).
- Participated on special teams during the team's Week 11 victory at Tennessee (11/14) and contributed with a fumble recovery on a Titans kickoff in the third quarter. The Colts scored a touchdown on the ensuing possession.
- Led the Colts in rushing with 33 yards on four carries in a Week 12 loss at Arizona (11/24).
- Placed on Injured Reserve on December 3.

2012 (BENGALS):

- Played in three games and recorded a blocked punt, four special teams tackles and four rushes for five yards.
- Made his NFL debut against Dallas (12/9) and partially blocked a Cowboys punt in the second quarter, with the ball traveling just 39 yards.
- Pushed Eagles wide receiver Marvin McNutt into the path of the punter, forcing a blocked punt that he recovered and returned three yards at Philadelphia (12/13). Also had three rushes for eight yards and logged two special teams tackles.
- Posted two special teams tackles against Baltimore (12/30).

COLLEGE:

- Played four seasons (2008-2011) at Ohio State, appearing in 41 career games with 22 starts.
- Rushed 592 times for 2,869 yards and 32 touchdowns to go along with 44 receptions for 309 yards and a touchdown.
- As a senior in 2011, rushed for 675 yards on 134 carries in seven games, averaging 96.4 yards per game and 5.0 yards per carry.
- As a junior in 2010, earned First Team All-Big Ten honors, rushing 216 times for 1,155 yards and 16 touchdowns. Also recorded career highs in receptions (19) and receiving yards (180).
- Helped the Buckeyes finish with the No. 5 national ranking after a 12-1 season that included a Sugar Bowl victory over Arkansas.
- His 175-yard rushing day against Michigan included an 89-yard touchdown run, which was the longest rush in school history.
- As a sophomore in 2009, totaled 153 rushing attempts for 600 yards and seven touchdowns as well as 11 receptions for 66 yards and a touchdown in 10 games played (four starts).
- As a freshman in 2008, compiled 439 yards and six touchdowns on 89 carries and six receptions for 29 yards in 11 games (two starts).

**PERSONAL:**

- Attended Warren G. Harding High School, where he earned all-state first-team honors as a senior, rushing for 1,434 yards and 18 touchdowns.
- Earned a degree from Ohio State in African-American Studies.
- Widely known by the nickname "Boom."
- Brother, David, was a linebacker at Michigan State and played in the NFL from 2007-2010.
- Participated in the Colts Hometown Huddle event.
- Originally from Warren, Ohio.

CAREER REGULAR SEASON STATISTICS

Year	GP/GS	No.	Yards	RUSHING			RECEIVING				
				Avg.	LG	TD	No.	Yards	Avg.	LG	TD
2013 IND	6/0	5	33	6.6	22	0	1	57	57.0	57	0
2012 CIN	3/0	4	5	1.3	6	0	0	0	0.0	0	0
TOTAL	9/0	9	38	4.2	22	0	1	57	57.0	57	0

SPECIAL TEAMS TACKLES: 6 (2013 - 2, 2012 - 4)

ADDITIONAL STATISTICS: Recovered his own blocked punt and returned it three yards at Philadelphia 12/13/12; Recovered a fumble on a kickoff at Tennessee 11/14/13.

DANIEL HERRON QUICK HITS

Favorite team and/or athlete outside of football: The Ohio State University and the Miami Heat

Hobbies outside of football: Watching movies and spending time with family.

What is something interesting about you that most people may not know: I can play the drums.

Favorite food: Chicken

Favorite movie: *Friday*

**T.Y. HILTON**

Wide Receiver 5-9 178 Florida International

NFL Exp: 3 (3rd Year with Colts)

How Acquired: D3 – 2012 (92nd overall)

Born: 11/14/89

GP/GS (Postseason): 31/11 (3/2)

13

CAREER TRANSACTIONS:

- Selected by the Colts in the third round (92nd overall) of the 2012 NFL Draft.

PRO CAREER:

- Set franchise postseason single-game records with 13 catches and 224 yards during the team's Wild Card victory against Kansas City on January 4, 2014. Became the second player in team postseason history to finish a game with 200-plus receiving yards. His 13 receptions tied for the second-most in a single game in NFL postseason history while his receiving yardage total ranks third.
- Registered a team record 327 receiving yards for a single postseason (2013, two games) while his 17 receptions ranked tied for fifth.
- Became the second player in Colts history to record two 100-yard receiving games in a single postseason in 2013.
- Established regular season career highs in receptions (11) and receiving yards (155) in a Week 17 meeting against Jacksonville on December 29, 2013.
- Tied a franchise record and set a career-high with three touchdowns in a win at Houston on November 3, 2013.
- Became the sixth player in NFL history to register 10 100-yard receiving games in the first two seasons of a career.
- Recorded five 100-yard receiving games in 2012, a Colts rookie record.
- Finished with the second-most receiving yards (861) by a rookie in franchise history.

HILTON SINGLE-GAME HIGHS

Rec:	11 vs. JAX (12/29/13)
Yards:	155 vs. JAX (12/29/13)
TDs:	3 at HOU (11/3/13)
LG:	73t vs. SEA (10/6/13)

- Ranked first among NFL rookies in receiving touchdowns (seven) in 2012.
- Became the first player in Colts history to score on a punt return and catch a pass for a touchdown when he accomplished the feat against Buffalo on November 26, 2012. Was named AFC Special Teams Player of the Week for his performance.
- Posted his first 1,000-yard receiving season in 2013.
- Set the franchise record for the most receiving yards (1,944) and 100-yard games (10) and ranks second for the most receptions (132) in a Colts player's first two seasons with the team.

2013 (COLTS):

- Competed in all 16 games (10 starts) and led the team with career highs in receptions (82) and yards (1,083) while adding five touchdowns.
- Registered a team record 327 receiving yards for a single postseason (2013, two games) while his 17 receptions ranked tied for fifth.
- Became the second player in Colts history to record two 100-yard receiving games in a single postseason.
- Became the sixth player in NFL history to register 10 100-yard receiving games in the first two seasons of a career.
- Set the franchise record for the most receiving yards (1,944) and 100-yard games (10) and ranks second for the most receptions (132) in a Colts player's first two seasons with the team.
- Finished a Week 2 contest against Miami (9/15) with 124 receiving yards while tying a then-career-high in receptions (six). Topped his previous career-high of 113 yards all in the first half. It was the highest first half receiving yardage total for the Colts dating back to December 6, 2009 when Pierre Garcon recorded 126 yards against Tennessee. With the 100-yard contest, tied Jim Mutscheller for 10th place in Colts history with his sixth career 100-yard game.
- In a Week 5 victory against Seattle (10/6), finished the game with five catches for 140 yards (28.0 avg.) and two touchdowns. Notched a 73-yard touchdown (career-long reception) on his first catch of the game in the first quarter to give the Colts their first points of the game. His second score came in the third quarter on a 29-yard reception. The first score marked his fourth career touchdown of 60 yards or more dating back to 2012. The only other player in the NFL with more in that span is Adrian Peterson (six). With 140 yards against Seattle, he tied Dallas Clark (seventh) for ninth in Colts history in career 100-plus-yard receiving performances. The multiple-touchdown performance was the second of his career.
- Recorded his eighth career 100-yard game after leading the team with seven receptions for 121 yards in a win at Houston (11/3). Established a career-high and tied a franchise record with three touchdowns. The second score came on a 58-yard pass from quarterback Andrew Luck in the fourth quarter, which marked the fifth connection the duo recorded of 50-plus yards since 2012. With 121 receiving yards, tied John Mackey (eight) for the eighth-most 100-yard games in Colts history. Returned a punt 34 yards in the second quarter, which was his longest of the season.
- In a Week 10 loss against St. Louis (11/10), posted seven receptions while totaling 130 yards. Recorded his ninth career 100-yard receiving contest and tied Bill Brooks for the seventh-most 100-plus-yard receiving performances in Colts history. His 130 receiving yards marked his second-best performance for a single game (140 vs. Seattle on Oct. 6, 2013). Connected with quarterback Andrew Luck on a 65-yard pass in the third quarter, which was the third-longest between the two dating back to 2012.
- Started at wide receiver in a Week 15 win against Houston (12/15) and tallied eight receptions for 78 receiving yards. Caught five receptions in the first quarter. With eight catches, passed Marshall Faulk (108) for the fifth-most receptions in a player's first two seasons in Colts history. With 78 yards, passed Marvin Harrison (1,702) for the second-most receiving yards in a player's first two seasons in team annals.
- In a Week 16 win at Kansas City (12/22), started at wide receiver and caught five passes for 52 yards with a long reception of 31 yards. With five receptions, passed Bill Brooks and Austin Collie for the third most catches in a player's first two seasons with the Colts.
- Started at wide receiver in a Week 17 victory against Jacksonville (12/29) and set regular season career highs with 11 receptions and 155 receiving yards. With his career-high sixth reception of the first quarter, reached the 1,000-yard receiving plateau for the first time in his career. With his ninth reception of the game in the second quarter, passed his previous career-high for receptions in a game of eight. His nine first half receptions are also the third-most for the team in a first half of play dating back to 1991 and the most for the Colts since Dallas Clark caught 11 passes against Houston in the first half on Nov. 8, 2009. Moved passed Bill Brooks (1,853) for the most receiving yards in a player's first two seasons in Colts history. Recorded his 10th 100-yard receiving performance, which ties Roger Carr for the fifth-most in Colts history. With 11 catches, passed Edgerrin James (125) for the second-most receptions in a player's first two seasons with the Colts.
- Started his first career playoff game at wide receiver during the team's Wild Card victory against Kansas City (1/4/14). Led the team in receiving and added his first career postseason 200-yard receiving performance with 13 catches for 224 yards and two touchdowns. His 13 catches tied for the second-most in NFL postseason history in a



single game and set a franchise postseason record. His 224 receiving yards ranked as the third-most for a single game in NFL postseason history and set a team postseason record. It was also the second 200-yard receiving game in Colts postseason history. His two receiving touchdowns tied a franchise record and marked the fourth time in team postseason history that a receiver caught two touchdowns in a single game. Recorded the game-winning 64-yard touchdown reception with 4:21 remaining in the fourth quarter to seal the victory.

- In the team's Divisional Playoff loss at New England (1/11/14), started at wide receiver and led the team in receiving, finishing with four catches for 103 yards. For the second consecutive week, topped the 100-yard receiving plateau while making long receptions of 40 and 46 yards. With four receptions, passed Brandon Stokley (22) for the seventh-most catches in Colts postseason history. With 103 receiving yards, passed Eddie Hinton (380) for the fourth-most yards in team postseason history.

2012 (COLTS):

- Played in 15 games (one start) and recorded 50 catches for 861 yards and had a team-high seven touchdowns. Carried the ball five times for 29 yards. Added 26 punt returns for 300 yards and one touchdown. Also, returned seven kickoffs for 118 yards.
- Led both teams in receiving against Jacksonville (9/23) with four receptions for 113 yards and one touchdown.
- Registered his second 100-yard performance of the season with six catches for 102 yards against Miami (11/4). Added a 36-yard touchdown, his second of the season, in the third quarter.
- Finished the game with six catches for 100 yards and two touchdowns at New England (11/18). His 100-yard outing tied him with Andre Rison (three) for the most 100-yard games in a season by a Colts rookie receiver. Became the team's first rookie receiver with two touchdowns in a game since wide receiver Blair White (two) on Nov. 21, 2010 at New England.
- Caught three passes for 33 yards and one touchdown and returned four punts for 111 yards, including a 75-yard score against Buffalo (11/25). Became the first player in Colts history with a punt return for a touchdown and a receiving touchdown in the same game. His punt return for a touchdown was the team's first since Dec. 16, 2007 when T.J. Rushing logged a 90-yard return for a score. Was named AFC Special Teams Player of the Week for his performance.
- Finished a Week 13 contest at Detroit (12/2) with a team-leading six receptions for 100 yards. With his total, he set a new club record for 100-yard receiving games by a rookie (four), topping Andre Rison's old record of three, which was set in 1989.
- Finished the game with three catches for 78 yards and one touchdown at Houston (12/16). His score came on a then-season-long 61-yard reception from Andrew Luck in the second quarter.
- Made his first start of the season at wide receiver at Kansas City (12/23) and caught two passes for 34 yards.
- Finished the game with four catches for 111 yards and one touchdown against Houston (12/30). Topped the 100-yard receiving plateau for the fifth time in 2012, improving his franchise rookie record for the most 100-yard games in a rookie season. Tied John Mackey and Austin Collie (seven) for the third-most touchdowns by a rookie in Colts history. The 70-yard catch was a season-long.
- Finished second on the team in receiving with eight catches for 66 yards in the Colts Wild Card Playoff loss at Baltimore (1/6/13). Caught a long pass of 25 yards.

COLLEGE:

- Started 37-of-50 games at Florida International, where he graduated with school career records for receptions (229), receiving yards (3,351) and touchdowns (24). Also contributed with 498 rushing yards and seven scores on 69 carries and completed two passes for 38 yards and a touchdown.
- Named a Third Team All-America selection as an all-purpose back by *The NFL Draft Report*, adding honorable mention honors from *Sports Illustrated* in 2011.
- Awarded Sun Belt Conference Player of the Year in 2010 and earned All-Sun Belt Conference first-team accolades in 2010 and 2011.
- Garnered Sun Belt Conference Freshman of the Year accolades from *The Sporting News* and *Rivals.com*, was named the Freshman of the Year by the Sun Belt Conference and was an All-Sun Belt Conference first-team choice as a kick return specialist and all-purpose player.
- Selected to the Freshman All-America team as a punt return specialist by the Football Writers Association of America and Freshman All-America kick returner by *The Sporting News*. Also received Honorable Mention All-America accolades from *Sports Illustrated*.
- Returned 49 punts for 614 yards and two touchdowns, as all three marks set school career records. His 97-yard scoring punt return against Florida Atlantic (11/12/11) set the FIU record and ranked as the second-longest in Sun Belt Conference history.
- Returned 105 kickoffs for 2,855 yards and four touchdowns, setting the school and Sun Belt career record for scoring returns and total runbacks.
- Graduated holding FIU and conference all-time records, in addition to ranking fifth in NCAA FBS history with 7,498 all-purpose yards (149.96 avg. per game).



- Found the end zone 37 times to set a school career record for touchdowns, while his 224 points rank second in school annals.
- Finished 10th among active NCAA Football Bowl Subdivision performers for receptions (229), sixth for receiving yards (3,351) and 14th for touchdown receptions (24).
- Established Sun Belt Conference all-time records for receiving yards (3,351) and touchdown grabs (24), while his receptions (229) rank second in league annals.
- Set FIU season records with 72 receptions for 1,038 yards in 2011.
- Returned 36 kickoffs as a freshman to set the school season record while his 841 yards on those runbacks rank second in single-season annals.

PERSONAL:

- Attended Miami Springs (Fla.) High School.
- Named the Dade County Athlete of the Year and added *Miami Herald* First Team All-Dade honors in football as a senior and in basketball as a junior.
- Garnered 6A second-team all-state honors from the Florida Sports Writers Association in 2007.
- As a senior, caught 42 passes for 785 yards and 16 touchdowns. Also scored four times on kick returns.
- Played wide receiver and defensive back as a sophomore, accumulating eight interceptions and 650 receiving yards.
- Assisted with the "Saving Our Youth" Celebrity Basketball Tournament at the Indiana Black Expo in 2013.
- Participated in the 2012 Colts Rookie Community Blitz at Concord Neighborhood Center, helping local children with reading, crafts and fitness activities.
- As a part of the Colts Community Ticket Block program, joined 2012 rookie teammates in donating 10 tickets per game to youth organizations.
- Participated in the Colts QB Shopping event with Shepherd Community Center as a volunteer shopper.
- Participated in the Colts Play 60 Super School visit.
- Majored in sports broadcasting at Florida International.
- A native of Miami.

CAREER REGULAR SEASON STATISTICS

Year	GP/GS	No.	RECEIVING				RUSHING				
			Yards	Avg.	LG	TD	No.	Yards	Avg.	LG	TD
2013 IND	16/10	82	1,083	13.2	73t	5	2	6	3.0	0	0
2012 IND	15/1	50	861	17.2	70t	7	5	29	5.8	19	0
TOTAL	31/11	132	1,944	14.7	73t	12	7	35	5.0	19	0

CAREER REGULAR SEASON RETURN STATISTICS

Year	GP/GS	PR	FC	Yards	Avg.	LG	TD	KR	Yards	Avg.	LG	TD
2013 IND	16/10	17	12	159	9.4	34	0	0	0	0.0	0	0
2012 IND	15/1	26	18	300	11.5	75t	1	7	118	16.9	26	0
TOTAL	31/11	43	30	459	10.7	75t	1	7	118	16.9	26	0

CAREER POSTSEASON STATISTICS

Year	GP/GS	No.	RECEIVING				RUSHING				
			Yards	Avg.	LG	TD	No.	Yards	Avg.	LG	TD
2013 IND	2/2	17	327	19.2	64t	2	0	0	0.0	0	0
2012 IND	1/0	8	66	8.3	25	0	0	0	0.0	0	0
TOTAL	3/2	25	393	15.7	64t	2	0	0	0.0	0	0

ADDITIONAL STATISTICS: Recorded one pass attempt at Kansas City (12/23/12).

T.Y. HILTON QUICK HITS

Favorite team and/or athlete outside of football: LeBron James

Favorite musician and/or song: "The World's Greatest" by R. Kelly

Hobbies outside of football: Basketball


Favorite food: Fast food

Favorite vacation spot: Orlando, FL

If you could have lunch with three people, living or dead, who would they be: LeBron James, Michael Jordan and Michael Jackson

Favorite movie: *The Sandlot*

What's the one thing you couldn't live without: My video games



KHALED HOLMES

Center/Guard 6-3 309 Southern California

NFL Exp: 2 (2nd Year with Colts)

How Acquired: D4 – 2013 (121st overall)

Born: 1/19/90

GP/GS (Postseason): 3/0 (0/0)

62

CAREER TRANSACTIONS:

- Selected by the Colts in the fourth round (121st overall) of the 2013 NFL Draft.

2013 (COLTS):

- In his rookie season with the Colts, competed in three games, was active but did not play in four contests and was inactive for nine games.
- Participated on special teams during a Week 15 win against Houston (12/15).
- Saw action on special teams in a Week 16 victory at Kansas City (12/22).
- Competed on special teams during a Week 17 win against Jacksonville (12/29).
- Listed as inactive for the team's Wild Card Playoff victory against Kansas City (1/4/14) and Divisional Playoff loss at New England (1/11/14).

COLLEGE:

- Appeared in 40 games for Southern California, starting in 37 contests (24 at center and 13 at right offensive guard).
- In three seasons as a starter, was credited with 227 knockdowns/key blocks and recorded 27 touchdown-resulting blocks.
- In two seasons at center, called blocking assignments for an offensive line that yielded only 25.0 quarterback sacks during that 24-game span.

PERSONAL:

- Attended Mater Dei High School in Santa Ana, Calif.
- Named to the 2005 Cal-Hi Sports All-State Sophomore first-team.
- In 2006, earned Cal-Hi Sports All-State second-team, Cal-Hi Sports All-State Underclass first-team, *Los Angeles Times* All-Star and All-Trinity league recognition.
- Received *PrepStar* and EA Sports All-America honors.
- Was a member of the ESPN 150 team and was also named to the *SuperPrep* All-Farwest, *PrepStar* All-West, *Long Beach Press-Telegram* Best in the West Best of the Rest and *Tacoma News Tribune* Western 100 Squads as a senior.
- Garnered Cal-Hi Sports All-State, All-CIF Pac-5 Division, *Los Angeles Times* All-Star, *Orange County Register* All-Orange County and All-Trinity League Co-Lineman of the Year honors.
- Served as a volunteer for the Million Meal Marathon and was a speaker at the team's Hispanic Heritage Month Football Camp.
- Was a participant at the Colts Rookie Community Blitz at the Chase Legacy Center.
- Received his bachelor's degree in communications at the University of Southern California in the spring of 2011 and is completing courses towards a master's degree in communication management.
- Father, Mike, was a defensive end that competed for the Michigan Wolverines from 1974-75.
- Brother, Alex, was a standout tight end at Southern California (2000-04) who had 82 career receptions and was a member of USC's 2003 and 2004 national championship squads before going on to play with the NFL's Miami Dolphins in 2005.
- Brother-in-law, Troy Polamalu, is former Trojan All-America selection (1999-2002) and current NFL All-Pro safety of the Pittsburgh Steelers.

CAREER GP/GS:

2013 IND: 3/0 (0/0)

TOTAL: 3/0 (0/0)

ADMINISTRATION

COACHING
STAFF

FOOTBALL
OPERATIONS

BUSINESS
OPERATIONS

PLAYERS

2013 SEASON
IN REVIEW

COLTS
HISTORY

RECORDS

COLTS IN THE
COMMUNITY

KHALED HOLMES QUICK HITS

Favorite team and/or athlete outside of football: Los Angeles Lakers

Favorite food: Whatever my mom cooks.

If you could have lunch with three people, living or dead, who would they be: Abraham Lincoln, Martin Luther King, Jr. and Jesus Christ

Favorite movie: *The Godfather* and *The Godfather: Part II*

What's the one thing you couldn't live without: Internet



DELANO HOWELL

Safety 5-11 197 Stanford

NFL Exp: 3 (3rd Year with Colts)

How Acquired: FA – 2012

Born: 11/17/89

GP/GS (Postseason): 12/3 (0/0)



26

CAREER TRANSACTIONS:

- Signed by the Colts from the Buffalo Bills practice squad on November 28, 2012.
- Signed to the Buffalo practice squad on November 12, 2012.
- Waived by the Bills on November 9, 2012.
- Signed by Buffalo on October 15, 2012.
- Waived by the Bills on October 13, 2012.
- Signed by Buffalo as an undrafted free agent on April 30, 2012.

HOWELL SINGLE-GAME HIGHS

Tackles:	11 at SD (10/14/13)
Int:	0
PD:	1 at SF (9/22/13)

2013 (COLTS):

- Completed in six games (three starts) and totaled 24 tackles (14 solo) and one pass defended prior to being placed on Injured Reserve.
- Made his first career NFL start at free safety in the team's Week 3 victory at San Francisco (9/22). Finished the contest ranked second on the defense with seven tackles (two solo) and one pass defended. Was part of a secondary that limited 49ers quarterback Colin Kaepernick to two completions in the first half.
- Started his second consecutive game at free safety in the team's Week 4 victory at Jacksonville (9/29). Finished the contest with three tackles and was part of a secondary that held the Jaguars to 165 net passing yards.
- In a Week 5 victory against Seattle (10/6), gave the Colts a 14-12 advantage when he returned a blocked field goal from Lawrence Guy 61 yards for a touchdown. It was the fourth blocked field goal return for a touchdown in franchise history and the first since December 5, 2004 when Rob Morris returned a block 68 yards for a score. The blocked field goal return was the third-longest in franchise history. Also participated in the secondary and compiled three tackles.
- Made a start at free safety in the team's Week 6 loss at San Diego (10/14). Finished with a career-best 11 tackles (eight solo) while adding one tackle for loss.
- Placed on Injured Reserve on November 26, 2013.

2012 (BILLS/COLTS):

- Registered one solo tackle in six games played between the Bills and Colts.
- Signed off the Bills practice squad by the Colts on November 28, 2012.
- With Buffalo, was inactive for six games and was signed to the practice squad on November 12. Played in one game, making one tackle at Cleveland (9/23).
- Competed in his first career game as a member of the Colts at Detroit (12/2), but did not record a tackle.
- Participated on special teams and contributed with one tackle in the team's victory against Houston (12/30).
- Was listed as inactive for the team's AFC Wild Card Playoff loss at Baltimore (1/6/13).

COLLEGE:

- Started 33-of-43 games played during his Stanford career and finished with 242 tackles (174 solo), seven interceptions and 19 passes defended.
- As a senior in 2011, was an All-Pac-12 Conference first-team selection after finishing with 52 tackles, four passes defended, a fumble recovery and a forced fumble.



- Named the recipient of the Jack Huston Award, awarded to the player who best exemplifies aggressiveness, exceptional performance and unheralded efforts.
- As a junior in 2010, was a Second Team All-Pac-10 selection after starting 12-of-13 games and finishing the season with 60 tackles (46 solo) and a team-high five interceptions.
- As a sophomore in 2009, earned Honorable Mention All-Pac-10 honors in his first season at the strong safety position.
- Started 11-of-12 games and finished the season as the team's second-leading tackler with 78 stops (52 solo), two interceptions, three passes defended and one fumble recovery.
- Transitioned into the secondary from running back in the spring of 2008.
- As a freshman in 2008, appeared in nine games.
- Made his collegiate debut against San Jose State and rushed nine times for 59 yards and one touchdown and caught nine passes for 94 yards. Also had 11 kickoff returns totaling 284 yards (25.8 avg.).
- Scored his first career rushing touchdown against Washington State.

PERSONAL:

- Graduated from Hart High School in Newhall, Calif.
- Also participated in track and field and was his team's athlete of the year as a senior in 2006-07.
- Named Most Valuable Runner in 2004-05 and 2005-06.
- Hosts the Delano Howell DB Football Camp.
- Majored in science, technology and society.

CAREER REGULAR SEASON STATISTICS

Year	GP/GS	Solo	Asst.	Total	Sacks	PD	FF	FR	INT	Yds	Avg.	LG	TD
2013 IND	6/3	14	10	24	0.0	1	0	0	0	0	0.0	0	0
2012 BUF/IND	6/0	1	0	1	0.0	0	0	0	0	0	0.0	0	0
TOTAL	12/3	15	10	25	0.0	1	0	0	0	0	0.0	0	0

CAREER POSTSEASON STATISTICS

Year	GP/GS	Solo	Asst.	Total	Sacks	PD	FF	FR	INT	Yds	Avg.	LG	TD
2013 IND													
TOTAL	0/0	0	0	0	0.0	0	0	0	0	0	0.0	0	0

SPECIAL TEAMS TACKLES: 2 (2013 - 1, 2012 - 1)

ADDITIONAL STATISTICS: Recovered a blocked field goal and returned it 61 yards for a touchdown vs. Seattle (10/6/13).

DELANO HOWELL QUICK HITS

Favorite team and/or athlete outside of football: Los Angeles Lakers

Hobbies outside of football: Bowling

Favorite food: Chicken enchiladas

Favorite vacation spot: Barbados

Favorite movie: *Man on Fire*



MONTORI HUGHES

Defensive Tackle 6-4 350 UT Martin

NFL Exp: 2 (2nd Year with Colts)

How Acquired: D5 – 2013 (139th overall)

Born: 8/25/90

GP/GS (Postseason): 4/0 (0/0)



94

CAREER TRANSACTIONS:

- Selected by the Colts in the fifth round (139th overall) of the 2013 NFL Draft.

2013 (COLTS):

- Saw action in four games during his rookie season and compiled seven tackles (four solo).
- Completed in his first career NFL game during a Week 9 victory at Houston (11/3) and finished with one tackle.
- Participated on the defensive line in a Week 10 loss against St. Louis (11/10) and registered two tackles.
- Saw action on the defensive line during a Week 14 loss at Cincinnati (12/8) and finished with two tackles.
- Finished with two tackles in a Week 15 victory against Houston (12/15).
- Placed on Injured Reserve on December 24.

HUGHES SINGLE-GAME HIGHS

Tackles:	2, three times (Last: vs. HOU 12/15/13)
Sacks:	0
FF:	0
FR:	0

COLLEGE:

- For his career, appeared in 47 games (23 starts) and recorded 109 tackles (46 solo) with 5.0 sacks, 18.0 stops for loss and 22 quarterback pressures.
- Deflected five passes, caused three fumbles and recovered one fumble.
- In two seasons at UT Martin, posted 72 tackles (29 solo), 5.0 sacks, 15.0 stops for loss and 16 pressures.
- During his two years with the University of Tennessee, totaled 37 tackles (17 solo), adding 3.0 stops behind the line of scrimmage and six pressures.

PERSONAL:

- Was a three-year starter at Siegel High School in Murfreesboro, Tenn.
- Selected as a team captain as a senior and responded with 106 tackles, 13.0 sacks and 25.0 tackles for loss.
- Named the team's MVP, adding Region 4-5A Defensive MVP, all-region, all-area and all-county accolades in 2007.
- Chosen as an all-mid-state second-team choice that was sponsored by *The Tennessean*.
- Participated in the Toyota East-West All-Star Classic.
- As a junior, was named all-region, all-area and all-county in 2006.
- Also excelled on the basketball court, lettering two years as a sophomore and junior.
- Was a participant at the Colts Rookie Community Blitz at the Chase Legacy Center.
- Majored in arts & sciences.
- A native of Murfreesboro, Tenn.

CAREER REGULAR SEASON STATISTICS

Year	GP/GS	Solo	Asst.	Total	Sacks	PD	FF	FR	INT	Yds	Avg.	LG	TD
2013 IND	4/0	4	3	7	0.0	0	0	0	0	0	0.0	0	0
TOTAL	4/0	4	3	7	0.0	0	0	0	0	0	0.0	0	0

CAREER POSTSEASON STATISTICS

Year	GP/GS	Solo	Asst.	Total	Sacks	PD	FF	FR	INT	Yds	Avg.	LG	TD
2013 IND	INJURED RESERVE												
TOTAL	0/0	0	0	0	0.0	0	0	0	0	0	0.0	0	0



MONTORI HUGHES QUICK HITS

Favorite team and/or athlete outside of football: Jon "Bones" Jones (UFC)

Favorite musician and/or song: Lil Boosie

Hobbies outside of football: Video games

Favorite food: Salmon

Favorite vacation spot: Wherever my family is.

If you could have lunch with anybody, living or dead, who would they be: My mother and grandmother

Favorite movie: *Friday*

What's the one thing you couldn't live without: Family



D'QWELL JACKSON

Inside Linebacker 6-0 240 Maryland

NFL Exp: 9 (1st Year with Colts)

How Acquired: FA – 2014

Born: 9/26/83

GP/GS (Postseason): 97/96 (0/0)

52

CAREER TRANSACTIONS:

- Signed by the Colts as a free agent on March 6, 2014.
- Selected by the Browns in the second round (34th overall) of the 2006 NFL Draft.

PRO CAREER:

- In eight seasons, has started 96-of-97 games (2006-2013) and enters the 2014 campaign with a streak of 48 consecutive starts.
- Has recorded six-career 100-tackle seasons while leading the Browns in stops from 2007-08, 2011-13.
- Started all 16 games for the fourth time in his career in 2013 and played in 1,149-of-1,150 (99.9%) defensive snaps.
- In 2012, earned AFC Defensive Player of the Week honors (Week 12). Was also named AFC Defensive Player of the Month in September of 2011.
- In 2012, earned the Browns Dino Lucarelli Good Guy Award.
- Was honored as the Browns recipient of the Ed Block Courage Award in 2011.

2013 (BROWNS):

- As a defensive captain, started all 16 games at inside linebacker and tallied a team-high 143 tackles (92 solo), 1.5 sacks, seven passes defended, one interception, one forced fumble and one fumble recovery.
- Played in 1,149-of-1,150 (99.9%) defensive snaps, missing only a Hail Mary attempt at the end of a game against Minnesota (9/22).
- Posted 10-plus tackles in seven games.
- Tied the team lead with 10 tackles while adding one pass defended that led to an interception in the season opener against Miami (9/8).
- Notched eight tackles and his lone fumble recovery of the season in a Week 2 loss at Baltimore (9/15).
- Tied his season-high with 11 tackles (eight solo) and added one forced fumble in a Week 3 win at Minnesota (9/22).
- Recorded 11 tackles (seven solo) for the second consecutive week and contributed with one pass defended in a Week 4 victory against Cincinnati (9/29).
- In Week 8, tied a team-high with 10 tackles (six solo) and registered his third-career multiple-sack game (1.5) at Kansas City (10/27). Both sacks forced Kansas City punts.
- Posted a team-leading nine tackles (seven solo) while adding one pass defended in a Week 9 victory against Baltimore (11/3).
- Tied for the team lead with 10 tackles (five solo) in a Week 11 loss at Cincinnati (11/17).
- Finished with nine tackles (eight solo), one interception and one pass defended in a Week 14 loss at New England (12/8). His first quarter interception set up a Browns field goal and ended Tom Brady's streak of 109 consecutive passes at Gillette Stadium without an interception.
- Led the team and posted his sixth game of the season with double-digit tackles (10) while contributing with one pass defended in a Week 16 loss at the New York Jets (12/22).

JACKSON SINGLE-GAME HIGHS

Tackles:	20 at TEN (12/7/08)
Sacks:	3.0 at CIN (9/16/12)
FF:	1, five times (Last: at MIN 9/22/13)
FR:	1, seven times (Last: at BAL 9/15/13)

ADMINISTRATION

COACHING
STAFFFOOTBALL
OPERATIONSBUSINESS
OPERATIONS

PLAYERS

2013 SEASON
IN REVIEWCOLTS
HISTORY

RECORDS

COLTS IN THE
COMMUNITY

2012 (BROWNS):

- Started all 16 games at inside linebacker and registered a team-high 119 tackles while adding 3.5 sacks, two interceptions, seven passes defended, two fumble recoveries and two forced fumbles.
- The season marked the fifth time in his career he reached the 100-tackle plateau and the second in-a-row.
- Became the first Browns player to have an interception in the first two games of a season since Anthony Henry in 2004 and the first Browns linebacker to have an interception in the first two games of a season since the NFL merger in 1970.
- Served as a defensive captain and was voted as a first alternate at middle linebacker for the AFC Pro Bowl squad.
- Earned the Browns Dino Lucarelli Good Guy Award.
- Picked off a Michael Vick pass in the fourth quarter against Philadelphia (9/9), and returned it 27 yards for his first career touchdown.
- Tallied a career-high 3.0 sacks at Cincinnati (9/16). Became the first Brown to have 3.0 sacks in a game since Kenard Lang had three against Baltimore on September 12, 2004 and the first Browns linebacker to have 3.0-or-more sacks in a game since Andre Davis had 4.0 at Kansas City on November 9, 2003.
- Led the team with nine tackles and added a fumble recovery and a forced fumble against Pittsburgh (11/25), which were two of eight turnovers forced by the Browns defense on the day. Named AFC Defensive Player of the Week for his performance.

2011 (BROWNS):

- Started all 16 games at middle linebacker and led the team with 158 tackles, a career-high 3.5 sacks, an interception, a forced fumble and three fumble recoveries.
- His tackle total was second in the NFL, trailing only Washington's London Fletcher (166).
- His three fumble recoveries led the team and tied for the most defensive recoveries in the AFC, along with Baltimore's Haloti Ngata, New England's Rob Ninkovich and Indianapolis' Robert Mathis.
- Cited as the NFL Comeback Player of the Year by Peter King of *Sports Illustrated*.
- Voted by the local media as the Browns 2011 Player of the Year and was the recipient of the team's Ed Block Courage Award.
- Named AFC Defensive Player of the Month for September after registering 30 tackles, 2.5 sacks, a fumble recovery, a forced fumble and a pass defended in three games as the Browns allowed just five touchdowns and went 2-1 in the month.
- Named to *USA Today's* All-Joe Team.
- Led the Browns in tackles 13 times and accounted for double digit tackle totals on eight occasions.
- Led the team with 10 tackles at San Francisco (10/30), including three tackles on the Browns' goal-line stand in the second quarter which ended with a stop on fourth-and-goal from the one.
- Totaled eight tackles and an interception which he returned for a career-long 24 yards at Houston (11/6).
- Notched a season-best 13 tackles, 1.0 sack and a fumble recovery at Pittsburgh (12/8).

2010 (BROWNS):

- Was inactive for the first two games of the season with a pectoral injury prior to being placed on Injured Reserve on September 25.

2009 (BROWNS):

- Started each of the first six games at inside linebacker and was voted a co-captain on defense.
- Finished the year with 57 tackles (44 solo), one forced fumble and two passes defended.
- Led the team in tackles in four of the six contests in which he appeared.
- Registered a season-high 14 tackles in addition to one pass defended and his first career forced fumble against Cincinnati (10/4).
- Sustained a pectoral injury at Pittsburgh (10/18) and was placed on Injured Reserve on October 20.

2008 (BROWNS):

- Started all 16 games and led the team with 188 tackles, 2.0 sacks, three interceptions and five passes defended.
- Intercepted Ravens quarterback Joe Flacco at Baltimore (9/21) while adding 12 tackles and one pass defended.
- Shared a sack with Santonio Thomas on a three-yard takedown of David Garrard at Jacksonville (10/26) while posting 14 tackles (eight solo).
- Recorded a six-yard sack of Joe Flacco against Baltimore (11/2).
- Registered a career-high 20 tackles and a career-best two interceptions and two passes defended at Tennessee (12/7). Both interceptions came off Kerry Collins, as Jackson became the first Browns linebacker to have two interceptions in a game since Eddie Johnson had a pair on October 14, 1984 against the New York Jets.



2007 (BROWNS):

- Started 13-of-14 games at linebacker and led the team with 111 tackles while adding 1.0 sack, one interception, one fumble recovery and three passes defended. Also contributed with one special teams tackle.
- Recorded his first career interception off Matt Schaub against Houston (11/25) while totaling 11 tackles (eight solo).
- Had a season-high 12 tackles at N.Y. Jets (12/9).
- Part of a defensive effort that gave the Browns their first shutout since 2005 (11/20/05 vs. Miami, 22-0 win) and held the Bills to 232 net yards of offense in an 8-0 win against Buffalo (12/16).
- Posted seven tackles and his lone fumble recovery of the season in a loss at Cincinnati (12/23).
- Tallied his first career sack to go along with nine tackles (eight solo) in the regular season finale win against San Francisco (12/30).

2006 (BROWNS):

- Started all 13 games he appeared in and ranked second on the club with 115 tackles and 11 special teams stops while adding one pass defended.
- Was credited with double-digit tackle totals on five occasions.
- Made his NFL debut and started at weakside linebacker compiling 10 tackles against New Orleans (9/10).
- Finished with 12 tackles against Miami (10/14) and at the New York Jets (12/9).
- Was placed on Injured Reserve on December 15.

COLLEGE:

- In 48 games at the University of Maryland (2002-05), started 34 contests and became the seventh player in school history to record more than 400 career tackles.
- His 447 tackles ranked fourth on the school's all-time record list.
- Finished his collegiate career with 10.5 sacks for 62 yards, four forced fumbles, one fumble recovery, six interceptions, eight passes defended and one blocked kick.
- In 2005, became only the second Maryland player to earn the ACC Defensive Player of the Year award, joining E.J. Henderson, who earned the award in 2001 and 2002.
- Became one of three players in school annals to lead the team in tackles in three consecutive seasons.

PERSONAL:

- Attended Seminole (Fla.) High School and lettered three times in football, competing as a fullback, linebacker, quarterback and punter.
- Played in the prestigious Florida-Georgia All-Star game.
- Seminole High went 23-4 in his last two years and made the regional finals both seasons.
- Embarked on a week-long visit to U.S. troops at military bases throughout Southwest Asia as part of the NFL-USO program during the 2013 offseason.
- Founded the "Read Hope, Real Dreams" season ticket program, which provided tickets, apparel and food for the East Cleveland Neighborhood organization.

CAREER REGULAR SEASON STATISTICS

Year	GP/GS	Solo	Asst.	Total	Sacks	PD	FF	FR	INT	Yds	Avg.	LG	TD
2013 CLE	16/16	92	50	143	1.5	7	1	1	1	0	0.0	0	0
2012 CLE	16/16	64	55	119	3.5	7	2	2	2	31	15.5	27t	1
2011 CLE	16/16	116	42	158	3.5	3	1	3	1	24	24.0	24	0
2010 CLE	INJURED RESERVE												
2009 CLE	6/6	44	13	57	0.0	2	1	0	0	0	0.0	0	0
2008 CLE	16/16	114	77	191	2.0	6	0	0	3	29.0	9.7	16	0
2007 CLE	14/13	78	33	111	1.0	3	0	1	1	1	1.0	1	0
2006 CLE	13/13	58	54	112	0.0	0	0	0	0	0	0.0	0	0
TOTAL	97/96	566	324	891	11.5	28	5	7	8	85	10.6	27t	1

D'QWELL JACKSON QUICK HITS

Hobbies outside of football: I enjoy traveling the world during the offseason.

Favorite food: Steak and vegetables

Favorite vacation spot: Italy

If you could have lunch with three people, living or dead, who would they be: Barack Obama, Michael Jordan and Magic Johnson

Favorite movie: *Men of Honor*



RICKY JEAN FRANCOIS


Defensive Tackle 6-3 297 LSU

NFL Exp: 6 (2nd Year with Colts)

How Acquired: UFA – 2013 (SF)

Born: 11/23/86

GP/GS (Postseason): 61/15 (7/2)



CAREER TRANSACTIONS:

- Signed by the Colts as an unrestricted free agent on March 14, 2013.
- Originally selected by the San Francisco 49ers in the seventh round (244th overall) of the 2009 NFL Draft.

JEAN FRANCOIS SINGLE-GAME HIGHS

Tackles:	10 at SEA (12/23/12)
Sacks:	2.0 at ARZ (11/24/13)
FF:	1 vs. OAK (10/17/10)
FR:	0

2013 (COLTS):

- Started all 10 games he participated in and finished the season with 23 tackles (19 solo), 2.5 sacks and two passes defended.
- Started his first game in a Colts uniform in the regular season opener against Oakland (9/8). Contributed with four solo tackles in the victory.
- Registered two tackles and one pass defended in the team's Week 2 loss against Miami (9/15).
- In a Week 6 loss at San Diego (10/14), finished with two solo stops and one tackle for loss.
- Notched three tackles and split a sack, which was his first as a member of the Colts during the team's Week 7 win against Denver (10/20).
- Compiled two tackles and one tackle for loss in a Week 11 victory at Tennessee (11/14).
- Contributed with his first career multiple-sack game when he brought down Cardinals quarterback Carson Palmer in the first and third quarters against Arizona (11/24). Also added five solo tackles and one pass defended. Earned his first full sack as a member of the Colts in the first quarter.
- Finished with three tackles during the team's Week 13 victory against Tennessee (12/1).
- Started his first career postseason game at defensive tackle during the team's Wild Card Playoff win against Kansas City (1/4/14). Compiled three tackles and recorded his first career postseason sack when he brought down Chiefs quarterback Alex Smith for a two-yard loss in the third quarter.
- Made a start at defensive tackle during the team's Divisional Playoff loss at New England (1/11/14) and finished with two tackles and one tackle for loss.

2012 (49ERS):

- Played in all 16 games for the third consecutive season, making three starts and totaling a career-high in tackles (51) while adding 2.0 sacks.
- Capped the regular season registering 21 tackles (13 solo) and 2.0 sacks in the final three games.
- Totaled five tackles (three solo) in three postseason games.
- Posted seven tackles (four solo) at Minnesota (9/23).
- In his first start of the season, was part of defense that held the New York Jets (9/30) to 145 total yards on offense and just 45 yards rushing in 34-0 road win.
- Logged five tackles (two solo) in a victory over Chicago (11/19).
- Notched his second career sack at New England (12/16), and his first since 10/17/10 against Oakland.
- Registered a career-high 10 tackles (six solo) at Seattle (12/23).
- Notched his second sack of the season against Arizona (12/30).
- Competed in an NFC Divisional Playoff game against Green Bay (1/12/13) and the NFC Championship game against Atlanta (1/20/13).
- Totaled two tackles in a Super Bowl XLVII loss against Baltimore (2/3/13).

2011 (49ERS):

- Appeared in all 16 games for the second consecutive season, making two starts and totaling 32 tackles (14 solo) and two passes defended.
- Made two tackles (one solo) and one pass defended in two postseason games.
- Made his first NFL career start against Tampa Bay (10/9) and posted six tackles.
- Tallied five tackles (two solo) at Washington (11/6).



- Helped limit the Rams to just 31 yards rushing without allowing a rushing first down against St. Louis (12/4). The game marked the first time the 49ers defense did not allow a rushing first down since Nov. 29, 2010 at Arizona.
- Set a then-career-high with eight tackles and one pass defended in the regular season finale at St. Louis (1/1/12).
- Put up two tackles (one solo) and a pass defended in the NFC Divisional Playoff game against New Orleans (1/14/12).

2010 (49ERS):

- Played in all 16 games and posted 23 tackles (13 solo), 1.0 sack and a forced fumble. Added one special teams tackle.
- Recorded four tackles (three solo) at Kansas City (9/26).
- Registered his first career sack and forced fumble on quarterback Jason Campbell against Oakland (10/17).
- Saw extended action at Green Bay (12/5) and tallied four tackles.
- Made four tackles (one solo) against Arizona (1/2/11).

2009 (49ERS):

- Appeared in three games, but did not record a tackle.
- Made his NFL debut at Philadelphia (12/20) on special teams.
- Saw his first action on defense against Detroit (12/27).

COLLEGE:

- Played in 25 games (nine starts) and posted 56 tackles, 5.5 sacks, three passes defended, three fumble recoveries and a forced fumble during his LSU career.
- As a junior in 2008, played in 11 games (six starts) at defensive tackle, recording 20 tackles, 2.0 sacks, two passes defended and a fumble recovery.
- As a sophomore in 2007, started two games and was named Defensive Most Outstanding Player in the BCS National Championship Game, registering six tackles, a half of a sack and a blocked field goal, in LSU's win over Ohio State.
- As a redshirt freshman in 2006, played in 12 games (one start) and tallied 27 tackles, 5.5 tackles for loss, 3.0 sacks, one pass defended, one forced fumble, and one fumble recovery.

PERSONAL:


- Was rated as the No.1 defensive line prospect in Florida while playing at Carol City Senior High School in Miami Gardens, Fla.
- As a senior, was named a first-team all-state choice with 93 tackles, 15.0 sacks, six forced fumbles, three fumble recoveries and three interceptions, while setting the Florida state record for sacks in a game (6.5).
- Won state championships in the shot put and discus as both a junior and senior. Recorded the nation's third-best toss in the shot put with a throw of 65-5 in 2005.
- Worked at Habitat for Humanity throughout college, helping in a variety of areas.
- Assisted his family and fellow countrymen following the earthquake that left nearly one million people homeless in Haiti. He first worked to obtain donations, getting GMC to donate 50 brand new 2010 trucks.
- Served as a host for a holiday gift giving event assisting Trinity House.
- Majored in general studies with an emphasis in communication studies and sports studies.
- Born Ricky Barkley Jean Francois.
- A native of Miami.

CAREER REGULAR SEASON STATISTICS

Year	GP/GS	Solo	Asst.	Total	Sacks	PD	FF	FR	INT	Yds	Avg.	LG	TD
2013 IND	10/10	19	4	23	2.5	2	0	0	0	0	0.0	0	0
2012 SF	16/3	27	24	51	2.0	0	0	0	0	0	0.0	0	0
2011 SF	16/2	14	18	32	0.0	2	0	0	0	0	0.0	0	0
2010 SF	16/0	13	10	23	1.0	0	1	0	0	0	0.0	0	0
2009 SF	3/0	0	0	0	0.0	0	0	0	0	0	0.0	0	0
TOTAL	61/15	73	56	129	5.5	4	1	0	0	0	0.0	0	0

CAREER POSTSEASON STATISTICS

Year	GP/GS	Solo	Asst.	Total	Sacks	PD	FF	FR	INT	Yds	Avg.	LG	TD
2013 IND	2/2	3	2	5	1.0	0	0	0	0	0	0.0	0	0
2012 SF	3/0	3	2	5	0.0	0	0	0	0	0	0.0	0	0
2011 SF	2/0	1	1	2	0.0	1	0	0	0	0	0.0	0	0
TOTAL	7/2	7	5	12	1.0	1	0	0	0	0	0.0	0	0

**RICKY JEAN FRANCOIS QUICK HITS****Hobbies outside of football:** Fixing cars**What is something interesting about you that most people may not know:** I like to draw and write.**If you could have lunch with three people, living or dead, who would they be:** Steve Jobs, Jay-Z and Michael Dell**Favorite movie:** *Rush Hour***What's the one thing you couldn't live without:** Music and family**CAM JOHNSON****Outside Linebacker 6-3 260 Virginia****NFL Exp:** 2 (2nd Year with Colts)**How Acquired:** T – 2013 (S.F.)**Born:** 5/24/90**GP/GS (Postseason):** 14/0 (2/0)**59****CAREER TRANSACTIONS:**

- Acquired by the Colts in a trade with the San Francisco 49ers in exchange for a conditional draft pick on September 2, 2013.
- Selected by the 49ers in the seventh round (237th overall) of the 2012 NFL Draft.

JOHNSON SINGLE-GAME HIGHS

Tackles:	1, two times (Last: vs. SEA 10/6/13)
Sacks:	0
FF:	0
FR:	0

2013 (COLTS):

- In 12 games, finished with two tackles and five stops on special teams.
- Saw action on special teams in the regular season opener against Oakland (9/8), his first game as a member of the Colts.
- Saw action at linebacker and on special teams during the team's Week 4 victory at Jacksonville (9/29). Finished with one tackle and one special teams stop.
- Participated at linebacker and on special teams during a Week 5 victory against Seattle (10/6). Finished with one tackle and one special teams stop in the contest.
- Participated in his first career postseason contest during the team's Wild Card win against Kansas City (1/4/14). Saw action on special teams and registered one tackle.
- In the team's Divisional Playoff loss at New England (1/11/14), saw action on special teams and totaled two stops.

2012 (49ERS):

- Spent the first 14 games of the season on the 49ers practice squad.
- Elevated to the active roster on December 22.
- Made his NFL debut at Seattle (12/23).

COLLEGE:

- Played in 42 games (34 starts) for the University of Virginia and registered 130 tackles, 32.5 tackles for loss, 12.5 sacks, seven passes defended, three forced fumbles and three fumble recoveries.
- As a senior, started all 12 games and led the team with 4.0 sacks and 11.0 tackles for loss. Also posted 30 tackles, two forced fumbles, one fumble recovery and one pass defended.
- In 2010, was an All-ACC third-team selection and was an all-state second-team choice by the *Roanoke Times*.
- Started all 12 games and registered a career-high 53 tackles, while leading the team in both sacks (6.5) and tackles for loss (14.5). Also added two fumble recoveries and four passes defended.
- As a sophomore, played in 12 games (10 starts) and recorded 40 tackles, 2.0 sacks, 5.0 tackles for loss, one forced fumble and one pass defended.
- In 2008, was one-of-five true freshmen to see playing time, notching seven tackles, 2.0 tackles for loss and one pass defended.

PERSONAL:

- Attended Gonzaga College (Washington D.C.) High School and earned Second Team All-Washington Catholic Football Conference honors as a receiver after catching 22 passes for 269 yards and two touchdowns as a senior.



- As a junior, registered 22 receptions for 358 yards and three touchdowns on offense and notched four interceptions and 85 tackles as a safety.
- Served as a volunteer for the United Way Cold Feet Warm Shoes event as well as the Colts Horseshoe Helpings event.
- Participated in a Meijer Thanksgiving shopping event sponsored by the Colts and Sheltering Wings.
- Graduated with a bachelor's degree in sociology from Virginia.

CAREER REGULAR SEASON STATISTICS

Year	GP/GS	Solo	Asst.	Total	Sacks	PD	FF	FR	INT	Yds	Avg.	LG	TD
2013 IND	12/0	1	1	2	0.0	0	0	0	0	0	0.0	0	0
2012 SF	2/0	0	0	0	0.0	0	0	0	0	0	0.0	0	0
TOTAL	14/0	1	1	2	0.0	0	0	0	0	0	0.0	0	0


CAREER POSTSEASON STATISTICS

Year	GP/GS	Solo	Asst.	Total	Sacks	PD	FF	FR	INT	Yds	Avg.	LG	TD
2013 IND	2/0	0	0	0	0.0	0	0	0	0	0	0.0	0	0
TOTAL	2/0	0	0	0	0.0	0	0	0	0	0	0.0	0	0

SPECIAL TEAMS TACKLES: 5 (2013 - 5)

POSTSEASON SPECIAL TEAMS TACKLES: 3 (2013 - 3)

DID YOU KNOW: Outside linebacker Cam Johnson lettered in basketball and earned all-conference honors as a junior and senior at Gonzaga College High School in Washington, D.C. His senior team went 25-1 and won conference and city titles.



ARTHUR JONES

Defensive End 6-3 337 Syracuse

NFL Exp: 5 (1st Year with Colts)

How Acquired: UFA – 2014 (BAL)

Born: 6/3/86

GP/GS (Postseason): 46/20 (6/2)

97

CAREER TRANSACTIONS:

- Signed by the Colts as an unrestricted free agent on March 13, 2014.
- Originally selected by the Baltimore Ravens in the fifth round (157th overall) of the 2010 NFL Draft.

JONES SINGLE-GAME HIGHS

Tackles:	8, two times (Last: vs. NE 12/22/13)
Sacks:	2.0 at SD (11/25/12)
FF:	1 at KC (10/7/12)
FR:	0

PRO CAREER:

- Established a career-high 53 tackles in 2013 and a career-best 4.5 sacks in 2012.
- Recorded a career-high 2.0 sacks in a 16-13 overtime victory at San Diego on November 25, 2012.
- Finished with 1.0 sack in the Super Bowl XLVII victory against San Francisco on February 3, 2013.

2013 (RAVENS):

- Started a career-best 13-of-14 games and totaled a career-high 53 tackles (27 solo) and 4.0 sacks.
- Notched three tackles and 1.0 sack for a defense that did not allow a touchdown in a Week 2 victory against Cleveland (9/15).
- Posted three stops and 1.0 sack as the Ravens did not allow a touchdown for the second consecutive week in a Week 3 win against Houston (9/22).
- Started and established career highs in tackles (eight) and solo stops (six) in Week 4 at Buffalo (9/29).
- Tallied three tackles and 1.0 sack against Green Bay (10/13) in Week 6.
- Started and posted four tackles and 1.0 sack in a 20-17 overtime victory against Cincinnati (11/10) in Week 10.
- Tied a career-high with eight tackles in Week 16 against New England (12/22).

2012 (RAVENS):

- Competed in all 16 games (six starts) and finished with 47 tackles (27 solo), a career-high 4.5 sacks and one forced fumble.
- Saw action in all four postseason games (two starts) and finished with nine tackles, 1.0 sack and a team-leading two fumble recoveries for a defense that forced 10 turnovers in four playoff contests.
- Posted three tackles and his first career forced fumble for a defense that forced four turnovers in Week 5 at Kansas City (10/7).
- Started and produced a then-career-high six tackles in Week 7 at Houston (10/21).
- Registered five tackles and his first career sack (finishing the game with a career-high 2.0 sacks) in a 16-13 overtime victory at San Diego (11/25) in Week 12.
- Notched four tackles and 1.5 sacks at Washington (12/9) in Week 14.
- Started and tallied two solo tackles, including a sack and added a fumble recovery, which led to a Ravens touchdown in a 34-31 Super Bowl XLVII win against San Francisco (2/3/13).

2011 (RAVENS):

- In 14 games (one start), tallied 18 tackles (12 solo) for a defense that ranked third in the NFL in yards per game allowed (288.9). The Ravens were also second against the run allowing 92.6 yards per game while ranking first in red zone defense.
- Played in both playoff games, netting one tackle for a team that forced seven turnovers during the postseason.
- Recorded his first career tackle, finishing the game with two stops in Week 2 at Tennessee (9/18).
- Registered one solo tackle for a defense that forced four turnovers and tied an NFL record with three defensive touchdowns in a 34-17 win in Week 4 against the New York Jets (10/2).
- Recorded two tackles for a defense that held the Jaguars to 205 total yards in Week 7 at Jacksonville (10/24).
- Produced four tackles (three solo) in Week 10 at Seattle (11/13).
- Started his first career game and had a solo tackle in Week 16 against Cleveland (12/24).

2010 (RAVENS):

- Played in two games on the defensive line and special teams.
- Saw action in his first career NFL game in a 17-10 win against Tampa Bay (11/28).

COLLEGE:

- Was a four-year letterman who started 32-of-44 career games at Syracuse and totaled 145 tackles (85 solo), 38.5 tackles for loss, 6.5 sacks and four fumble recoveries.
- His 38.5 career tackles for loss are the most in Syracuse history by an interior defensive lineman and rank third on the school's career record list.
- Was elected a team captain as a senior in 2009 and contributed with 19 tackles (12 solo), seven tackles for loss, 1.5 sacks and two fumble recoveries.
- Earned First Team All-Big East honors as a junior in 2008 and recorded 60 tackles, 3.5 sacks and one fumble recovery.
- As a sophomore in 2007, garnered ECAC All-Star honors and Second Team All-Big East accolades as he totaled SU's third-most tackles for loss (17.5) in a single season.
- Totaled 15 tackles and a half of a sack as a redshirt freshman in 2006.

PERSONAL:

- Attended Union Endicott (N.Y.) High School and was ranked as the No. 18 prospect in New York by *SuperPrep* his senior season.
- Played in the 2005 Governor's Bowl (N.Y. vs. N.J. All-Star game) after posting 64 tackles, 6.0 sacks and one fumble recovery as a senior.
- Was a heavyweight wrestler who won the New York State Championship in 2003 and 2005 and was the runner-up in 2004.
- Has two brothers, Chandler (who was selected in the first-round of the 2012 NFL Draft by New England) and Jon, a UFC Champion, whose nickname is "Bones."
- Supported Ravens players and team events, including the inaugural 2012 Ravens Beach Bash, Goodwill Gridiron Halloween Party (2011), Hispanic Heritage Month/Worldwide Day of Play football clinic and A Purple Evening, the annual women's event at M&T Bank Stadium.
- Supported troops at the Ft. Meade blood drive in September of 2011.
- In May of 2012, participated in the Fiesta 5K, a race supporting ALS research.
- During the holidays, Jones visited critically ill children in the hospital and led a toy drive to benefit St. Vincent's Villa, a home for children with severe emotional and behavioral difficulties.
- Earned his degree in communication and rhetorical studies from Syracuse in 2009.



CAREER REGULAR SEASON STATISTICS

Year	GP/GS	Solo	Asst.	Total	Sacks	PD	FF	FR	INT	Yds	Avg.	LG	TD
2013 BAL	14/13	27	26	53	4.0	0	0	0	0	0	0.0	0	0
2012 BAL	16/6	27	20	47	4.5	0	1	0	0	0	0.0	0	0
2011 BAL	14/1	12	6	18	0.0	0	0	0	0	0	0.0	0	0
2010 BAL	2/0	0	0	0	0.0	0	0	0	0	0	0.0	0	0
TOTAL	46/20	66	52	118	8.5	0	1	0	0	0	0.0	0	0

CAREER POSTSEASON STATISTICS

Year	GP/GS	Solo	Asst.	Total	Sacks	PD	FF	FR	INT	Yds	Avg.	LG	TD
2012 BAL	4/2	5	4	9	1.0	0	0	2	0	0	0.0	0	0
2011 BAL	2/0	0	1	1	0.0	0	0	0	0	0	0.0	0	0
2010 BAL	0/0	0	0	0	0.0	0	0	0	0	0	0.0	0	0
TOTAL	6/2	5	5	10	1.0	0	0	2	0	0	0.0	0	0

ARTHUR JONES QUICK HITS

Favorite team and/or athlete outside of football: Jon "Bones" Jones #TEAMJones

Hobbies outside of football: Fishing and hunting

What is something interesting about you that most people may not know: I have five Presa Canarios (dogs).

Favorite food: Everything

Favorite vacation spot: Las Vegas

If you could have lunch with three people, living or dead, who would they be: Bruce Lee, Michael Jordan and T.I.

Favorite movie: *Taken*

What's the one thing you couldn't live without: My kids



LARON LANDRY

Safety 6-0 226 LSU

NFL Exp: 8 (2nd Year with Colts)

How Acquired: UFA – 2013 (NYJ)

Born: 10/14/84

GP/GS (Postseason): 92/91 (3/3)

30

CAREER TRANSACTIONS:

- Signed by the Colts as an unrestricted free agent on March 13, 2013.
- Signed by the New York Jets as an unrestricted free agent on March 19, 2012.
- Originally selected by the Washington Redskins in the first round (sixth overall) of the 2007 NFL Draft.

LANDRY SINGLE-GAME HIGHS

Tackles: 18 vs. DAL (9/12/10)
Int: 1, six times (Last: vs. ARI 12/2/12)
PD: 3 vs. NO (12/6/09)

PRO CAREER:

- Earned his first career Pro Bowl selection in 2012 after recording career highs in tackles (113) and forced fumbles (four), while tying his personal best for interceptions (two).
- Named to the NFL All-Rookie Defensive Team in 2007.

2013 (COLTS):

- Started all 12 games he participated in at free safety and finished the year with 96 tackles (65 solo) and two passes defended.
- Made his first start as a member of the Colts at free safety in the team's regular season opener against Oakland (9/8). Led the team with 15 tackles (11 solo) while adding one pass defended.
- Led the team in tackles for the second consecutive week (tied with Pat Angerer) after logging 11 (seven solo) against Miami (9/15) in Week 2.
- In his first game back with the Colts in four weeks, compiled nine tackles (five solo) and was part of a secondary that held the Broncos and quarterback Peyton Manning to 2013 single-game first half lows in net yards (134) and net passing yards (101).

ADMINISTRATION

COACHING
STAFFFOOTBALL
OPERATIONSBUSINESS
OPERATIONS

PLAYERS

2013 SEASON
IN REVIEWCOLTS
HISTORY

RECORDS

COLTS IN THE
COMMUNITY

- Started in the team's Week 9 victory at Houston (11/3) and ranked second on the team with 11 tackles (six solo).
- Compiled six tackles (four solo) and one tackle for loss during a Week 13 victory against Tennessee (12/1).
- Finished third on the team in tackles with 10 (six solo) in a Week 14 loss at Cincinnati (12/8). Also contributed with one pass defended.
- Led the secondary with nine tackles (six solo) in a Week 15 win against Houston (12/15).
- In a Week 17 victory against Jacksonville (12/29), started at free safety and notched seven tackles (four solo).
- Started at free safety during the team's Wild Card Playoff victory against Kansas City (1/4/14) and posted six tackles (four solo) and one tackle for loss.
- Compiled seven tackles (five solo) in the team's Divisional Playoff loss at New England (1/11/14).

2012 (JETS):

- In 16 games (15 starts), recorded career highs in tackles (113) and forced fumbles (four), while tying his personal best for interceptions (two).
- Earned his first career Pro Bowl selection.
- Recorded a team-high nine tackles and forced a fumble that was recovered by teammate Jeremiah Bell against Buffalo (9/9).
- Intercepted a Ryan Tannehill pass and returned it 18 yards for a touchdown at Miami (9/23). The touchdown was the first of his career.
- Tallied 17 tackles (14 solo), the second-highest output of his career at New England (10/21).
- Recorded eight tackles and forced two fumbles at St. Louis (11/18).
- Forced a fumble for the second consecutive week against New England (11/22).
- Tied a career-high with his second interception of the season when he picked off a Ryan Lindley pass against Arizona (12/2).
- Played against his brother, safety Dawan Landry, for the first time at Jacksonville (12/9) and finished the game with 10 tackles, including nine solo stops.

2011 (REDSKINS):

- Started eight games and posted 56 tackles (40 solo) and matched his career-best with 1.5 sacks. Added one forced fumble and one fumble recovery.
- Tallied a season-high nine tackles (seven solo) against Philadelphia (10/16).
- Made five tackles (three solo) and a half of a sack at Carolina (10/23).
- Notched eight tackles in three consecutive weeks: at Buffalo (10/30), against San Francisco (11/6) and at Miami (11/13).
- Posted four tackles (two solo), 1.0 sack and one pass defended at Seattle (11/27).
- Placed on Injured Reserve on December 16.

2010 (REDSKINS):

- Collected a previous career-best 101 tackles, despite missing the final seven games of the season.
- Notched 1.0 sack, one interception and eight passes defended, while also recording a forced fumble and a fumble recovery.
- Recorded double-digit tackle performances in six-of-nine games played, including a career-best 18 tackles in the season opener against Dallas (9/12).
- Registered 11 tackles (eight solo), 1.0 sack and one pass defended against Houston (9/19).
- Logged 14 tackles (10 solo), his first interception and his first forced fumble of the season against Green Bay (10/10).
- The following week, posted 11 tackles (eight solo), one pass defended and his first fumble recovery of the season against Indianapolis (10/17).
- Tallied 13 tackles (10 solo) and two passes defended at Detroit (10/31).

2009 (REDSKINS):

- Started 15 games before missing the season finale.
- Logged a then-career-best 98 tackles, 1.0 sack, one interception, six passes defended and two forced fumbles.
- Put up eight solo tackles and one pass defended in the season opener at the New York Giants (9/13).
- Recorded eight tackles (six solo) and one forced fumble at Carolina (10/11).
- Posted a season-high 13 tackles (12 solo) to go along with three passes defended and 1.0 sack against New Orleans (12/6).
- Picked off a JaMarcus Russell pass at Oakland (12/13) and had two passes defended.
- Reached double-digit tackles for the second time in the season when he made 12 stops (nine solo) against Dallas (12/27).
- Was inactive for the first time at San Diego (1/3/10), snapping a streak of 47 consecutive games played to start his career.



2008 (REDSKINS):

- Registered 70 tackles, half of a sack, his first two career regular season interceptions, a career-best 11 passes defended, two forced fumbles and one fumble recovery as he started all 16 games for the second consecutive season.
- In the season opener at the New York Giants (9/4), made six solo tackles, one pass defended and half of a sack.
- Notched his only fumble recovery of the season against St. Louis (10/12).
- Put up a season-high eight tackles (five solo) against Dallas (11/16).
- Recorded his first career regular season interception at Seattle (11/23). Also added four solo tackles in the game.
- Intercepted a Joe Flacco pass at Baltimore (12/7) and forced a Willis McGahee fumble that was recovered by teammate DeAngelo Hall.

2007 (REDSKINS):

- Started all 16 games, becoming the first Washington rookie since Rod Gardner in 2001 to start every game as a rookie.
- Named to the NFL All-Rookie Defensive Team.
- Finished third on the team, but first among defensive backs, with 97 tackles. Posted a career-best 1.5 sacks and had seven passes defended and two fumble recoveries.
- Registered 11 special teams tackles.
- Made his NFL debut against Miami (9/9), posting four tackles (two solo).
- Tallied six tackles (four solo), one pass defended and half of a sack at Philadelphia (9/17).
- Posted his second-highest tackle total of the season when he made 11 stops (six solo) against the New York Giants (9/23).
- Notched a season-high 16 tackles (11 solo) at New England (10/28).
- Recovered two fumbles and logged the first full sack of his career at the New York Jets (11/4) as he dropped Kellen Clemens for an eight-yard loss.
- Registered the first two interceptions of his career in an NFC Wild Card Playoff game at Seattle (1/5/08), as he picked off Matt Hasselbeck twice in the fourth quarter.

COLLEGE:

- As a senior at LSU, started all 13 games earning All-America first-team honors by The Associated Press and the American Football Coaches Association.
- Was a First Team All-SEC pick and a semifinalist for the Jim Thorpe Award.
- Led the team with 74 tackles, one forced fumble, three interceptions and 1.0 sack.
- As a junior, started and played in 13 games at free safety earning All-SEC first-team honors by the league's coaches.
- Finished fourth on the Tiggers with 69 tackles, three interceptions and 1.0 sack.

PERSONAL:

- As a senior at Hahnville (La.) High School, earned First Team 5A All-State honors.
- As a quarterback, threw for 1,639 yards and 16 touchdowns and rushed for 693 yards and 12 scores while also intercepting eight passes on defense.
- Served as the host for the Forest Manor Multi-Service Center LaRon Landry Turkey Drive.
- Hosted the Hands of Hope holiday shopping event.
- Has a white-faced capuchin monkey, named Gucci.
- Brother, Dawan, was initially a fifth round draft pick of Baltimore, and played the first five years of his career with the Ravens (2006-2010). Played two years with Jacksonville (2011-12) and the 2013 campaign with the New York Jets.
- A native of Metairie, La.

CAREER REGULAR SEASON STATISTICS

Year	GP/GS	Solo	Asst.	Total	Sacks	PD	FF	FR	INT	Yds	Avg.	LG	TD
2013 IND	12/12	65	31	96	0.0	2	0	0	0	0	0.0	0	0
2012 NYJ	16/15	90	23	113	0.0	8	4	0	2	42	21.0	24	1
2011 WAS	8/8	40	16	56	1.5	0	1	1	0	0	0.0	0	0
2010 WAS	9/9	73	28	101	1.0	8	1	1	1	0	0.0	0	0
2009 WAS	15/15	81	16	97	1.0	6	2	0	1	12	12.0	13*	0
2008 WAS	16/16	50	19	69	0.5	11	2	1	2	18	9.0	13	0
2007 WAS	16/16	62	35	97	1.5	7	0	2	0	0	0.0	0	0
TOTAL	92/91	461	168	629	5.5	42	10	5	6	72	12.0	24	1

CAREER POSTSEASON STATISTICS

Year	GP/GS	Solo	Asst.	Total	Sacks	PD	FF	FR	INT	Yds	Avg.	LG	TD
2013 IND	2/2	9	4	13	0.0	0	0	0	0	0	0.0	0	0
2007 WAS	1/1	4	0	4	0.0	2	0	0	2	2	1.0	2	0
TOTAL	3/3	13	4	17	0.0	2	0	0	2	2	1.0	2	0

SPECIAL TEAMS TACKLES: 11 (2007 -11) **SPECIAL TEAMS FUMBLE RECOVERIES:** 1 (2007 - 1)

*Recorded one interception for -1 yard at Oakland (12/13/09). Received a lateral from a DeAngelo Hall interception and returned it 13 yards against Denver (11/15/09).

DID YOU KNOW: Safety LaRon Landry is the owner of a white-faced capuchin monkey named Gucci. He acquired the monkey during the 2009 NFL off-season.



JOSH LENZ

Wide Receiver 6-0 194 Iowa State

NFL Exp: 1 (1st Year with Colts)

How Acquired: FA – 2013

Born: 9/22/90

GP/GS (Postseason): 0/0 (0/0)


CAREER TRANSACTIONS:

- Signed to the Colts active roster from the practice squad on January 6, 2014.
- Signed to the Colts practice squad on November 11, 2013.
- Released from the Seattle Seahawks practice squad on November 5, 2013.
- Signed to the Seahawks practice squad on October 30, 2013.
- Released from Seattle's practice squad on October 22, 2013.
- Signed to the Seahawks practice squad on October 8, 2013.
- Waived by the Chicago Bears on August 30, 2013.
- Signed by the Bears as an undrafted free agent on April 28, 2013.

LENZ SINGLE-GAME HIGHS

Rec:	N/A
Yards:	N/A
TDs:	N/A
LG:	N/A

2013 (SEAHAWKS/COLTS):

- Spent three weeks on the Seattle practice squad prior to being signed by the Colts on November 11.
- Signed to the active roster on January 6, 2014.
- Listed as inactive for the team's Divisional Playoff loss at New England (1/11/14).

COLLEGE:

- In 47 games (19 starts) at Iowa State, totaled 96 catches for 1,213 yards and 10 touchdowns, which tied for eighth in school history.
- As a senior in 2012, started eight-of-10 games and accounted for 430 yards and six touchdowns on 29 receptions.
- As a junior in 2011, started eight-of-12 games and totaled 33 catches for 427 yards and two touchdowns.
- As a sophomore in 2010, recorded 14 receptions for 170 yards and two touchdowns in 12 games played.
- As a freshman in 2009, totaled 20 receptions for 186 yards in 13 games played (two starts).

PERSONAL:

- Was a three-time all-conference first-team selection out of Hempstead High School in Dubuque, Iowa.
- Rushed for over 1,900 yards and had 39 receptions for 524 yards in his prep career.
- On defense, made 229 tackles and had nine interceptions in three seasons.
- Named to *The Des Moines Register* Elite All-State team as a senior.
- Set school records with 1,378 rushing yards, 18 touchdowns and 372 kickoff return yards as a senior.
- Named to the Class 4A All-State basketball third-team as a junior and is the school's all-time leader in assists and steals.
- Placed third at the Iowa Boys State Track Meet in the 100-meter dash and in the 4x100 meter relay.
- Was a volunteer at the Colts Horseshoe Helpings event.
- A native of Dubuque, Iowa.



JOSH LENZ QUICK HITS

Favorite team and/or athlete outside of football: Chicago Cubs

Favorite musician and/or song: Justin Moore

Hobbies outside of football: Golfing, hanging out with friends, boating and fishing.

What is something interesting about you that most people may not know: I grew up on a farm until I was seven years old.

Favorite vacation spot: My lake house in Minnesota.

Favorite movie: *The Dark Knight*



LANCE LOUIS

Guard 6-3 330 San Diego State

NFL Exp: 5 (1st Year with Colts)

How Acquired: FA – 2014

Born: 4/24/85

GP/GS (Postseason): 41/28 (2/0)

60

CAREER TRANSACTIONS:

- Signed by the Colts to a reserve/future contract on January 15, 2014.
- Waived by the Miami Dolphins on August 27, 2013.
- Signed by the Dolphins as an unrestricted free agent on March 27, 2013.
- Selected by the Chicago Bears in the seventh round (246th overall) of the 2009 NFL Draft.

2013:

- Competed with the Miami Dolphins in the preseason prior to being waived on August 27.

2012 (BEARS):

- Played in and started 11 games at guard.
- Assisted a Bears rushing attack that averaged 123.1 yards per game, which ranked 10th in the NFL and sixth in the NFC.
- Blocked for quarterback Jay Cutler who averaged 202.2 passing yards per game while throwing for 19 touchdowns.
- Recorded one catch for four yards on a tipped pass against Tennessee (11/4).
- Suffered a torn ACL in his left knee against Minnesota (11/25) and was placed on Injured Reserve.

2011 (BEARS):

- Played in 14 games, starting 11 at right tackle and two at right guard.
- Helped Chicago's offense eclipse the 2,000-yard rushing mark (2,015) for second time in 21 years, while averaging 4.4 yards per carry, the highest team total since 1990.
- Opened the season at right guard before an ankle injury forced him to be inactive for a Week 2 contest at New Orleans (9/18).
- Made transition to right tackle where he started final 11 contests.

2010 (BEARS):

- Played in all 16 games during the 2010 season, including four starts.
- Made his NFL debut against Detroit (9/12), starting at right guard.
- Saw reserve action in two playoff games.

2009 (BEARS):

- Did not appear in a game as a rookie, but was active for three contests.

COLLEGE:

- Attended San Diego State University (2004-08) where he played in 39 games (19 starts).
- Began his collegiate career as a tight end, but moved to the offensive line prior to the start of his junior season. Played in 19 games at tight end and 20 games as an offensive lineman.
- Sat out the 2006 season to recover from a torn ACL.
- Posted 15 career catches for 195 yards (13.0 avg.) and one touchdown.
- As a senior, moved to right guard during fall camp prior to the season and started 11-of-12 games.

ADMINISTRATION

COACHING
STAFFFOOTBALL
OPERATIONSBUSINESS
OPERATIONS

PLAYERS

2013 SEASON
IN REVIEWCOLTS
HISTORY

RECORDS

COLTS IN THE
COMMUNITY

- Saw action in eight games on the offensive line as a junior, making his season debut at right guard in the opener against Washington State.
- Granted a medical redshirt between his sophomore and junior seasons and spent the year recovering from knee surgery.
- Appeared in eight games (four starts) at tight end as a sophomore, tallying nine receptions for 131 yards (14.6 avg.) and one touchdown despite missing four games due to injury.
- Hauled in his first career touchdown against San Jose State.
- As a freshman, played in 11 games (four starts), posting at least one catch in the final four games and finished with six receptions for 64 yards (10.7 avg.).

PERSONAL:

- Starred at Landry High School in New Orleans and was considered one of the Top-10 tight end prospects by *Rivals.com*. Was also an All-Southwest region honoree.
- Played on both sides of the ball, tallying 9.0 sacks.
- Also played basketball.
- Majored in social science at San Diego State.
- A native of New Orleans.

CAREER GP/GS (POSTSEASON):

2013: 0/0
 2012 CHI: 11/11
 2011 CHI: 14/13
 2010 CHI: 16/4 (2/0)
 2009 CHI: 0/0
TOTAL: 41/28 (2/0)

LANCE LOUIS QUICK HITS

Favorite team and/or athlete outside of football: Oklahoma City Thunder and Kevin Durant

Favorite musician and/or song: Rick Ross

Hobbies outside of football: Watching movies

What is something interesting about you that most people may not know: I'm goofy

Favorite food: Dirty rice

Favorite vacation spot: San Diego

Favorite movie: *Grandma's Boy*

What's the one thing you couldn't live without: Music



ANDREW LUCK

Quarterback 6-4 240 Stanford

NFL Exp: 3 (3rd Year with Colts)

How Acquired: D1 – 2012 (1st overall)

Born: 9/12/89

GP/GS (Postseason): 32/32 (3/3)



12

CAREER TRANSACTIONS:

- Selected by the Colts in the first round (first overall) of the 2012 NFL Draft.

PRO CAREER:

- Has been named to consecutive Pro Bowls (2013-2014).
- Surpassed Cam Newton (7,920) for the most passing yards by a quarterback in his first two NFL seasons and became the first quarterback in NFL history to throw for more than 8,000 yards in his first two seasons (8,196).
- Tied Ben Roethlisberger (22) for the second-most victories in a quarterback's first two seasons in the NFL since 1970. Also tied Matt Ryan for the second-most home wins (12) in a quarterback's first two seasons in the league.
- Totaled the second-most passing yards in franchise postseason history and the fifth-most in NFL postseason

LUCK SINGLE-GAME HIGHS

Att: 55 vs. GB (10/7/12)
Comp: 31 vs. GB (10/7/12)
Yards: 433 vs. MIA (11/4/12)
TDs: 4, two times (Last: at CIN 12/8/13)
LG: 73t vs. SEA (10/6/13)



history with 443 in a Wild Card victory against Kansas City on January 4, 2014. His four touchdown passes that game tied for the second-most in franchise postseason history. Led the Colts to the second-largest comeback in NFL postseason history after trailing by 28 points in the second half.

- Recorded the most passing yards (4,374), attempts (627) and 300-yard passing games (six) by a rookie in NFL history.
- Recorded the second-most completions (339) and third-most passing touchdowns (23) by a rookie in NFL history.
- Broke the NFL single-game rookie record for passing yards (433) against Miami (11/4/12).
- Became the first quarterback selected No. 1 overall in the NFL Draft to start a postseason game as a rookie.
- Led the Colts to the most wins (11) by a No. 1 overall draft pick in his rookie season in NFL history.
- Became one-of-five quarterbacks since 1966 to win 10-or-more games in his rookie season.
- Recorded the most passing attempts (54) and second-most passing yards (288) by a rookie in a playoff game in the Colts AFC Wild Card contest at Baltimore (1/6/13).
- Became the first NFL rookie to throw two game-winning touchdown passes inside the two-minute warning of the fourth quarter in a single season.
- Has led the Colts to 11 game-winning drives in the fourth quarter or overtime since entering the league as a rookie in 2012.
- Has been named AFC Offensive Player of the Week on two occasions (2012 Week 9 and 2013 Week 7).
- Earned FedEx Air NFL Player of the Week Honors following his 2012 Week 9 performance against Miami.
- Was named PEPSI MAX NFL Rookie of the Week on three occasions in 2012.

2013 (COLTS):

- Started all 16 games at quarterback and completed 343-of-570 passes for 3,822 yards (60.2 percent), 23 touchdowns and nine interceptions for an 87.0 passer rating. Also contributed with 63 rushes for 377 yards and four touchdowns.
- Was named to the Pro Bowl for the second consecutive year.
- Earned AFC Offensive Player of the Week honors after a Week 7 performance against Denver.
- Surpassed Cam Newton (7,920) for the most passing yards by a quarterback in his first two NFL seasons and became the first quarterback in NFL history to throw for more than 8,000 yards in his first two seasons (8,196).
- Tied Ben Roethlisberger (22) for the second-most victories in a quarterback's first two seasons in the NFL since 1970. Also tied Matt Ryan for the second-most home wins (12) in a quarterback's first two seasons in the league.
- Finished the regular season opener against Oakland (9/8) having completed 18-of-23 passes for 178 yards and two touchdowns for a 127.9 passer rating. Opened the contest with 11 consecutive completions. Registered a 19-yard touchdown run in the fourth quarter, which gave the Colts a 21-17 lead and proved to be the game-winner. The rushing touchdown was the sixth of his career.
- Completed 25-of-43 passes for 321 yards, one touchdown and one interception for a 79.7 quarterback rating against Miami in Week 2 (9/15). With 43 attempts, passed Earl Morrall for eighth place all-time on the Colts career passing attempts list. Tied Johnny Unitas, Bert Jones and Jeff George (eight) for 40-plus passing attempt games in franchise history. With 25 completions, also passed Morrall for eighth place in career completions (382) and tied George (seven) for the fourth-most 300-plus passing yardage games in team history. Threw for 242 yards in the first half of play, which is his second-highest total for a first half (273 yards against Miami on November 4, 2012) in his career. Attempted 165 passes dating back to last season before his first interception in the fourth quarter. It was the longest active streak in the NFL prior to the pick.
- Completed 17-of-26 passes for 159 yards while contributing with 24 rushing yards on four carries in a Week 3 victory at San Francisco (9/22). Without a touchdown pass against the 49ers, ended a streak of nine consecutive games with at least one touchdown pass. Finished the game having completed 7-of-7 passes on first downs. Posted his second rushing touchdown of the season when he found the end zone on a six-yard run in the fourth quarter. The rushing touchdown was the seventh of his career.
- Finished a Week 4 contest at Jacksonville (9/29) having completed 21-of-35 passes for 257 yards, two touchdowns and one interception for a 89.8 passer rating. Tied Pro Football Hall of Famer John Elway (14) for the most wins in his first 20 starts by a quarterback drafted No. 1 overall since the 1970 merger.
- In a Week 5 victory against Seattle (10/6), completed 16-of-29 passes for 229 yards and two touchdowns. The contest marked his ninth game-winning drive in the fourth quarter or overtime. Registered his 15th career game with 200-plus passing yards and his 11th career contest with multiple touchdown passes. Found wide receiver T.Y. Hilton for two touchdown receptions. The first came in the first quarter on a 73-yard connection, which was the longest pass and reception for both players in their careers. The second score came in the third quarter on a 29-yard catch. The 73-yard touchdown pass was the longest allowed by the Seahawks defense since Week 16 of the 2007 season. Led Indianapolis to 11 fourth-quarter points as the Colts came back from a 28-23 deficit. Became 15-6 as a starter and was the fastest quarterback drafted No. 1 overall since the 1970 merger to

reach 15 wins (21 starts). The game was the first in league history in which both starting quarterbacks (Russell Wilson, Seattle) were second-year quarterbacks who started a playoff game as a rookie in the previous season.

- Started under center in a Week 6 loss at San Diego (10/14) and completed 18-of-30 passes for 202 yards and one interception for a 66.2 passer rating. Completed a long pass of 35 yards to wide receiver Reggie Wayne on the first play of the game.
- In a Week 7 win against Denver (10/20), completed 21-of-38 passes for 228 yards and four total touchdowns (three passing, one rushing) for a 99.5 quarterback rating. Tied his single-game career-high with four touchdowns and his three touchdown passes are the most he has thrown in a first half of his career. His 199 passing yards marked his third-highest total for a first half in a single game. Was named AFC Offensive Player of the Week for his performance.
- Completed 18-of-40 passes for 271 yards, three touchdowns and no interceptions for a 92.8 passer rating in a Week 9 comeback victory at Houston (11/3). With 40 attempts, he tied Jack Trudeau (nine) for the second-most games reaching the plateau in Colts history. The contest marked his third career game with three-or-more touchdown passes. It was the first time in his career he reached the mark in consecutive games (Oct. 20 vs. Denver). The victory marked his 10th career game-winning drive in the fourth quarter or overtime and his third in 2013. It's the most by a quarterback in his first two years in the league dating back to the Super Bowl era. Luck and wide receiver T.Y. Hilton connected on three second half touchdowns en route to the victory. The first came on a 10-yard pass at the end of the third quarter to cut Houston's lead to 24-12 after a missed two-point conversion. The duo connected again for a 58-yard score in the fourth quarter followed by a nine-yard touchdown with four minutes remaining in the final stanza. The second touchdown pass marked the fifth connection of 50-plus yards between Luck and Hilton and the fourth touchdown connection of over 50 yards between the two.
- In a Week 10 loss against St. Louis (11/10), completed 29-of-47 passes for 353 yards, one touchdown and three interceptions for a 65.3 passer rating. Added four rushes for 17 yards. With 353 yards, tied Bert Jones (eight) for the third-most 300-plus passing yard games in Colts history. With 47 attempts, passed Jack Trudeau (nine) for the second-most games with 40-plus attempts in franchise history. Topped 94 career rushing attempts, which ranks seventh in franchise history among quarterbacks. With 17 rushing yards, passed Marty Domres (454) for the sixth-most career rushing yards by a quarterback in Colts history.
- Completed 23-of-36 passes for 232 yards and zero interceptions while adding nine carries for 31 yards and one touchdown in a Week 11 victory at Tennessee (11/14). Following a Daniel Herron fumble recovery on a Titans kickoff return in the third quarter, scrambled for an 11-yard touchdown to give the Colts a 20-17 advantage. The rushing touchdown is his fourth of the season and the ninth of his career. Improved the team's record to 7-0 when scoring a rushing touchdown. Completed at least one pass to eight different receivers and completed his first eight passes for 66 yards to start the second half. With nine rushing attempts, passed George Shaw (98) for the sixth-most career rushing attempts by a quarterback in franchise history.
- In a Week 12 loss at Arizona (11/24), completed 20-of-39 passes for 163 yards, one touchdown and one interception for a 60.1 passer rating. Finished the game with 31 rushing yards and posted his longest career run in the fourth quarter with a 28-yard gain. With 163 passing yards, passed Jeff Garcia (6,822) for sixth place in NFL history for the most passing yards by a quarterback in their first two seasons in the league.
- Completed 17-of-32 passes for 200 yards and one interception for a 59.4 passer rating in a Week 13 victory against Tennessee (12/1). Added five rushes for 42 yards (8.4 avg.). With 200 passing yards, passed Drew Bledsoe (7,049) and Andy Dalton (7,067) for the fourth-most passing yards by a quarterback in his first two NFL seasons.
- In a Week 14 loss at Cincinnati (12/8), completed 29-of-46 passes for 326 yards, four touchdowns and zero interceptions for a 113.1 passer rating. With 326 yards, passed Dan Marino (7,294) for the third-most passing yards by an NFL quarterback in his first two seasons in the league. Topped the 200-yard passing mark for the 22nd time in his career and the 300-yard plateau for the ninth time in his career. With 29 completions, passed Mike Pagel (587) for the seventh-most in team history. Also moved ahead of Mike Pagel (7,474) for the seventh-most passing yards in franchise history. Totaled his ninth 300-yard passing outing, which passed Bert Jones for the third-most in Colts history. Completed passes to seven different receivers in the first half of play and finished the game having completed passes to nine different players. In the third quarter, tallied a career-long 29-yard rush to give the Colts possession in the red zone. Indianapolis finished with a touchdown on the drive.
- Completed 19-of-32 passes for 180 yards, two touchdowns and one interception for an 82.8 passer rating in a Week 15 win against Houston (12/15). With the victory, tied Joe Flacco and Matt Ryan (20) for the fourth-most wins in a quarterback's first two seasons since 1970. Also became the sixth quarterback in the Super Bowl era to win at least 20 games in his first two years. Is the fifth quarterback in NFL history with at least 20 touchdown passes in each of his first two seasons.
- In a Week 16 victory at Kansas City (12/22), completed 26-of-37 passes for 241 yards and one touchdown for a 96.8 passer rating. Registered his fourth-highest first half passing total with 192 yards. With the victory, tied Dan Marino (21) for the third-most wins in a quarterback's first two NFL seasons since 1970. With 241 passing yards, passed Peyton Manning (7,874) for the second-most yards by a quarterback in his first two NFL seasons.



- Completed 26-of-37 passes for 282 yards and one touchdown for a 101.4 passer rating in a Week 17 victory against Jacksonville (12/29). With 282 yards, passed Cam Newton (7,920) for the most passing yards by a quarterback in his first two NFL seasons while becoming the first quarterback in NFL history to throw for more than 8,000 yards in his first two seasons in the league. With the victory, tied Ben Roethlisberger (22) for the second-most victories in a quarterback's first two seasons in the NFL since 1970.
- In his second career postseason start during the team's Wild Card victory against Kansas City (1/4/14), completed 29-of-45 passes for 443 yards, four touchdowns and three interceptions for a 98.7 passer rating. Led the Colts to the second-largest comeback in NFL postseason history after trailing by 28 points in the second half. Was part of an offense that recorded 536 total net yards, which set a franchise record for a postseason game and tied for the ninth-most in NFL postseason history. The team also netted 436 passing yards, which was the second-most for a postseason game in franchise history. His 443 passing yards marked the fifth-highest total in an NFL postseason game and the second-most in franchise history (Peyton Manning, 458 yards vs. Denver on Jan. 9, 2005). His four touchdown passes tied for the 11th-most in an NFL postseason contest and tied for the second-most in franchise history. It also marked the third time in team history that a quarterback threw for four or more touchdowns in a postseason game. With 45 passing attempts, passed Earl Morrall (79) for the fourth-most passing attempts in Colts postseason history. With 29 completions, passed Morrall (37) for the fourth-most completions in Colts postseason history. With 443 yards, passed Morrall (667) for the fourth-most passing yards in franchise postseason history. With four touchdowns, passed Morrall and Jack Trudeau (two) for the fourth-most touchdown passes in Colts postseason history. His 45 rushing yards were the second-most in a playoff game by a Colts quarterback (48, Jim Harbaugh on Jan. 7, 1996). Became the first player in NFL history to record a passing touchdown and a fumble recovery for a touchdown in the same game in postseason history. Including the playoffs, won seven career games after trailing by double-digits, the most such wins in the NFL since the start of the 2012 season.
- Completed 20-of-41 passes for 331 yards, two touchdowns and four interceptions for a 53.0 passer rating in the team's Divisional Playoff loss at New England (1/11/14). With 41 passing attempts, passed Jim Harbaugh (119) for the third-most attempts in Colts postseason history. Also passed Harbaugh (61) for the third-most completions in franchise postseason history and the third-most touchdowns in team postseason history.

2012 (COLTS):

- Started all 16 games in his rookie season. Was 339-of-627 passing for an NFL rookie record 4,374 yards, 23 touchdowns and 18 interceptions. Added 255 rushing yards on 62 carries and a club quarterback record five rushing touchdowns.
- In his first career NFL start at Chicago (9/9), completed 23-of-45 passes for 309 yards, one touchdown and three interceptions for a 52.9 quarterback rating. His 309 passing yards is the highest total by a Colts rookie quarterback in their franchise debut.
- Against the Vikings (9/16), completed 20-of-31 passes for 224 yards and two touchdowns for a 107.5 quarterback rating. Engineered two two-minute scoring drives. The first came at the end of the second quarter when he hit wide receiver Reggie Wayne for a 30-yard touchdown reception. The second came with 31 seconds remaining in the fourth quarter when he drove the team 40 yards to set up Adam Vinatieri's game-winning 53-yard field goal.
- Completed 22-of-46 passes for 313 yards, two touchdowns and one interception in the team's loss against Jacksonville (9/23).
- Set season highs in completions (31) and attempts (55) while throwing for 362 yards and three total touchdowns (two passing, one rushing) against Green Bay (10/7). Led the team back from an 18-point deficit to capture a 30-27 victory, becoming the first rookie quarterback to accomplish the feat since Detroit's Matthew Stafford in 2009. Became the Colts' first rookie quarterback since Bert Jones in 1973 to throw a touchdown pass in each of his first four career games. Became the first rookie in NFL history to pass for 1,200-plus yards (1,208) and record at least two wins in his team's first four games. Joined Carolina quarterback Cam Newton as the only players in NFL history to pass for at least 300 yards in three of their first four career games.
- Completed 22-of-44 passes for 280 yards and two interceptions in a loss at the New York Jets (10/14).
- Completed 16-of-29 passes for 186 yards and added two rushing touchdowns in a victory over Cleveland (10/21) in Week 7. Became the third quarterback in franchise history and the first since 1988 to rush for two touchdowns in a single game.
- Completed 26-of-38 passes for 297 yards, one touchdown and one interception for an 89.5 quarterback rating in a 19-13 overtime victory at Tennessee (10/28). Threw the game-winning 16-yard touchdown pass to running back Vick Ballard in overtime to seal the victory.
- Finished with a career day as he completed 30-of-48 passes for 433 yards and two touchdowns for a 105.6 quarterback rating against Miami (1/4). His 433 yards set a new NFL record for passing yards by a rookie quarterback in a single game and topped his rookie franchise record for single game passing yards (362 vs. Green Bay on Oct. 7, 2012). Became the second rookie in NFL history to record four 300-yard passing games



(Peyton Manning, 1998). His 433 passing yards mark the third-highest total in a single game in franchise history. His first half passing total of 273 yards was the fourth-highest total in franchise history for a first half (Peyton Manning, 324 vs. Buffalo on Sept. 23, 2001). Luck also became the second player in the NFL with 270-plus passing yards in the first half (Drew Brees, 314 in Week 7 vs. Tampa Bay) at that time in the season. He threw two touchdown passes, his first to Reggie Wayne (nine yards) in the first quarter and the second, a 36-yard touchdown to fellow rookie T.Y. Hilton in the third quarter.

- Threw for 227 yards on 18-of-26 passing in an NFL Network Thursday Night Football victory at Jacksonville (11/8).
- Completed 27-of-50 passes for 334 yards, two touchdowns and three interceptions at New England (11/18). With 334 yards, he became the first rookie quarterback in NFL history to register five 300-yard passing outings in his first season, topping Peyton Manning's record of four, which was set in 1998.
- Completed 20-of-37 passes for 240 yards, one touchdown and one interception for a 71.9 quarterback rating vs. Buffalo (11/25). With the win, he tied Sam Bradford for the most wins (seven) by a quarterback drafted No. 1 overall since 1970. Luck became the second rookie quarterback in Colts history to throw for 3,000-plus yards in their first season, and with 449 passing attempts, passed Jack Trudeau (417) for the second-most in a season by a rookie in team history.
- Finished the game having completed 24-of-54 passes for 391 yards, four touchdowns and three interceptions for a 70.8 passer rating at Detroit (12/2). With the win, he surpassed Sam Bradford (seven) to become the first rookie quarterback drafted No. 1 overall to record eight victories since 1966. With 3,596 passing yards, he has passed Andy Dalton (3,398 in 2011), Matt Ryan (3,440 in 2008) and Sam Bradford (3,512 in 2010) for the third-most passing yards by a rookie in NFL history. Luck also totaled his sixth 300-yard passing game of the season, which improved his current rookie record. Luck's four touchdown passes set a career-high. His passing attempt total was the second-highest in 2012 (55 vs. Green Bay, 10/7). Luck and Seattle quarterback Russell Wilson were the first pair of NFL rookie quarterbacks with a game-winning touchdown pass in the final minute of the fourth quarter or overtime on the same day. The two joined Tim Couch and Matthew Stafford as the only rookies to throw a game-winning touchdown pass with 0:00 on the clock since 1970.
- Finished the game having completed 16-of-34 passes for 196 yards and one touchdown against Tennessee (12/9). With 196 yards, he set a new franchise record (3,792) for passing yards by a rookie, topping Peyton Manning's mark of 3,739 yards. With the Colts victory, he got credit for his sixth fourth quarter/overtime game-winning drive for the Colts, which is the most by a rookie since the AFL/NFL merger. He surpassed Vince Young (2006 Titans) and Ben Roethlisberger (2004 Steelers) who each had five.
- Completed 13-of-27 passes for 186 yards and two touchdowns for a 95.6 passer rating at Houston (12/16). Found wide receiver T.Y. Hilton on a 61-yard touchdown in the second quarter for the team's first touchdown of the game. The score marked Luck's sixth touchdown pass of 30-or-more yards and fourth touchdown pass of 40 yards or more.
- Completed 17-of-35 passes for 205 yards and one touchdown in a victory over Kansas City (12/23). With 205 yards, he set a new NFL record for passing yards by a rookie quarterback, topping Cam Newton's mark (4,051), which was set in 2011. Notched his seventh game-winning drive in the fourth quarter or overtime, which tied an NFL record (previously done on six occasions). He also broke Chris Chandler's franchise rookie record for wins in a season (10). With 35 passing attempts, Luck set a new NFL record for passing attempts by a rookie quarterback (topping Sam Bradford's record of 590). He also passed Peyton Manning (575) for the most in a season by a rookie quarterback in Colts history. Pieced together the team's first touchdown drive of the game in the fourth quarter when the Colts drove 73 yards in 13 plays, capped by a Reggie Wayne seven-yard touchdown.
- Completed 14-of-28 passes for 191 yards and two touchdowns in the team's victory over the Texans (12/30). With his first two completions in the first quarter, Luck set a new franchise record for completions by a rookie quarterback (327), topping Peyton Manning's old mark of 326 in 1998. Found wide receiver T.Y. Hilton for a 70-yard touchdown reception in the fourth quarter. The pass and reception both marked career longs for Luck and Hilton. Luck finished the regular season with 23 touchdown passes and surpassed Charlie Conerly (22) for the third-most touchdown passes by a rookie quarterback in NFL history. Finished the season having won 11 games as a starter and joined Ben Roethlisberger (13), Joe Flacco (11), Matt Ryan (11) and Russell Wilson (11) as the only starting rookie quarterbacks in the Super Bowl era (since 1966) to win at least 11 games. Luck's 11 victories give him the most by a quarterback drafted No. 1 overall in his rookie season in NFL history. Sam Bradford held the previous record of seven wins in his rookie season with the St. Louis Rams in 2010.
- Completed 28-of-54 passes for 288 yards in the team's Wild Card Playoff loss at Baltimore (1/6/13) and became the first quarterback selected No. 1 overall to start a postseason game as a rookie. Compiled the second-most passing yards by a rookie quarterback in a playoff game, set an NFL record for passing attempts by a rookie quarterback in a single postseason game and set a franchise record for passing attempts by a quarterback in a postseason game.

COLLEGE:

- Started all 38 games he played in at Stanford, completing 713-of-1,064 passes (67.0 percent) for 9,430



yards, 82 touchdowns and 22 interceptions, as he set school career records for touchdown passes and pass completion percentage.

- Was a two-time Heisman Trophy finalist in 2010 and 2011.
- Named the Maxwell Award Winner for the National Collegiate Player of the Year, the Walter Camp Football Foundation Player of the Year and the Pac-12 Conference Player of the Year following the 2010 and 2011 seasons. Was also the recipient of the Johnny Unitas Golden Arm Trophy and named the Capital One Academic All-America of the Year by CoSIDA in 2011.
- Finished his collegiate career at Stanford with 31 victories as a starter, the most ever attained by a Cardinal quarterback. His winning percentage (81.5) is the best in school history.
- Helped lead Stanford to 29 consecutive weeks in The Associated Press Top 25 poll, including 22 consecutive weeks in the Top 10.
- Quarterbacked three of the most prolific offensive teams in school history, by helping Stanford amass 461 points in 2009 as a freshman, a school-record 524 points as a sophomore and 561 points as a junior, the seventh-highest total in the nation.
- With 82 career touchdown passes, left school ranked fourth in Pac-12 Conference history. His career-high 37 scoring strikes as a junior are surpassed by only Southern California's Matt Leinart (38 in 2003) for the Pac-12 Conference season record.
- Earned the top two spots on the Stanford season record chart with 37 touchdown passes in 2011 and 32 connections in 2010.
- Finished second in school annals behind Steve Stenstrom (10,531 yards; 1991-94) for the most passing yardage for a career, and his pass attempts (1,064) and completions (713) both placed fourth in school history.
- Holds the second and third positions in the Stanford season record book with passing yardage figures of 3,517 yards as a junior and 3,338 yards as a sophomore, topped by only Steve Stenstrom's 3,627 yards in 1993.
- Completed 288 attempts in 2011 to rank behind only Stenstrom's 1993 total of 300 while his 2010 figure of 263 completions rank fourth on the Cardinal annual record chart.
- The first Cardinal to amass over 10,000 yards in total offense (10,387), establishing a new Stanford record and finishing sixth in Pac-12 history.
- Accounted for 3,791 total yards in 2010 and 3,667 in 2011 to earn the top two positions on the Cardinal season record list.
- Threw for over 300 yards in eight contests during his collegiate career, the fourth-best total by a Stanford passer.
- Became the first Stanford player to throw for at least four scores more than twice in a season.
- Holds the school career record for quarterbacks with 957 rushing yards. Set the season rushing record for a quarterback in 2010 with 453 yards and also ranks third on the list with 354 yards on the ground in 2009.

PERSONAL:

- Attended Stratford High School in Houston.
- Finished his prep career with 7,139 yards and 53 touchdowns on 488-of-824 passing (.592) while also adding 2,085 rushing yards in three seasons.
- As a senior, completed 196-of-338 pass attempts for 2,684 yards and 19 touchdowns and rushed for 671 yards. Earned Second Team All-Texas honors for Class 5A.
- Was an All-America selection by *SuperPrep* and listed as the nation's seventh-best quarterback by the publication in 2007.
- Threw for 2,926 yards and 27 touchdowns on 176-of-257 passing and rushed for 714 yards in his junior season.
- Named the 19-5A District MVP and was a *Rivals.com* All-America pick in 2006.
- Totaled 1,529 yards and seven touchdowns through the air on 116-of-229 passing as a sophomore, adding 700 rushing yards.
- Served as the co-valedictorian of his high school's graduation class of 2008.
- Is the spokesperson for Riley Hospital Change the Play, which encourages kids to challenge themselves to make better choices when it comes to food and exercise.
- Serves as a board member for the Indy Public Safety Foundation.
- Serves as a co-spokesperson for the "COLTSTRONG, LIBRARYSTRONG" campaign for the Indianapolis Library.
- Hosted an NFL PLAY 60 event with Indianapolis Public School students.
- Co-hosted the 12th Man Leukemia Jam, an event to benefit the Leukemia and Lymphoma society.
- Donates tickets as a Colts Community Ticket Block Sponsor.
- At Stanford, carried a 3.48 cumulative grade point average as an architectural design major.
- Son of former Houston Oiler and West Virginia quarterback Oliver Luck.

ADMINISTRATION

COACHING
STAFFFOOTBALL
OPERATIONSBUSINESS
OPERATIONS

PLAYERS

2013 SEASON
IN REVIEWCOLTS
HISTORY

RECORDS

COLTS IN THE
COMMUNITY

CAREER REGULAR SEASON STATISTICS

Year	GP/GS	Att.	Comp.	Yards	PASSING					RUSHING				
					Pct.	Yds/Att.	TD	INT	LG	No.	Yards	Avg.	LG	TD
2013 IND	16/16	570	343	3,822	60.2%	6.7	23	9	73t	63	377	6.0	29	4
2012 IND	16/16	627	339	4,374	54.1%	7.0	23	18	70t	62	255	4.1	19	5
TOTAL	32/32	1,197	682	8,196	57.0%	6.8	46	27	73t	125	632	5.1	29	9

CAREER POSTSEASON STATISTICS

Year	GP/GS	Att.	Comp.	Yards	PASSING					RUSHING				
					Pct.	Yds/Att.	TD	INT	LG	No.	Yards	Avg.	LG	TD
2013 IND	2/2	86	49	774	57.0%	9.0	6	7	64t	8	50	6.3	21	0
2012 IND	1/1	54	28	288	51.9%	5.3	0	1	25	4	35	8.8	18	0
TOTAL	3/3	140	77	1,062	55.0%	7.6	6	8	64t	12	85	7.1	21	0

ANDREW LUCK QUICK HITS
Favorite team and/or athlete outside of football: USA Soccer

Favorite musician and/or song: AWOLNATION

Hobbies outside of football: Reading, ping pong and traveling

Favorite food: Indiana tomatoes

Favorite vacation spot: Europe


ROBERT MATHIS

Outside Linebacker 6-2 245 Alabama A&M
NFL Exp: 12 (12th Year with Colts)

How Acquired: D5 – 2003 (138th overall)

Born: 2/26/81

GP/GS (Postseason): 163/99 (18/11)


98
CAREER TRANSACTIONS:

- Selected by the Colts in the fifth round (138th overall) of the 2003 NFL Draft.

MATHIS SINGLE-GAME HIGHS

Tackles:	10 vs. WAS (10/22/06)
Sacks:	3.0, three times (Last: at JAX 9/29/13)
FF:	3 vs. HOU (11/14/04)
FR:	1, 14 times (Last: at JAX 1/1/12)

PRO CAREER:

- Named to six consecutive Pro Bowls (2008-2013).
- Voted a 2013 Associated Press and *Sporting News* First Team NFL All-Pro selection for the first time in his career.
- In 2013, won the Deacon Jones Award as the NFL's sack leader with 19.5. Became the second member in Colts history to lead the league in sacks (Dwight Freeney, 2004).
- Was named to the 2013 PFWA All-NFL and All-AFC teams.
- Named NFL 101 AFC Defensive Player of the Year in 2013.
- Became the franchise all-time sack leader and single season sack leader with his sack against Houston on Dec. 15, 2013. Following his multiple-sack game against Jacksonville on Dec. 29, 2013, set a team single-season record for sacks with 19.5.
- Named the team's recipient of the 2011 Ed Block Courage Award.
- Became the 30th player in NFL history to total 100.0 career sacks following a 2.0-sack performance in a victory against Seattle (Oct. 6, 2013).
- Established a new NFL record with his 40th career sack-forced fumble during a Week 12 meeting at Arizona on Nov. 24, 2013. Topped Jason Taylor's previous record of 39. Now has 43 career sack-forced fumbles.
- Has five career 10.0-plus sack seasons.
- Has compiled a franchise record 27 multiple-sack contests and three career 3.0-plus sack games.
- Set a franchise record for the most multiple-sack games in a single season with seven in 2013.
- Compiled a string of four-straight multiple-sack games in 2013 (vs. Miami (9/15, 2.0), at San Francisco (9/22, 1.5), at Jacksonville (9/29, 3.0) and vs. Seattle (10/6, 2.0).
- In 2005, set an NFL record with sacks in eight consecutive games to start a season. His streak of eight games ranks as the second-longest in club history (Dwight Freeney, nine).



- Also had a streak of eight consecutive games with a sack spanning the last two games of 2011 and the first six games of the 2012 season.
- Along with Dwight Freeney, became the first defensive end tandem since 1970 from the same team to be named to three consecutive Pro Bowls.
- Mathis and Freeney had 10.0-plus sacks each in 2004, 2005, 2008 and 2010, surpassing Reggie White and Clyde Simmons for the most seasons of 10.0-plus sacks each by teammates in NFL history.
- Mathis and Freeney combined for 21.0 sacks in 2010, the fifth time they have topped 20.0 sacks as a duo (26.5, 2004; 22.5, 2005; 22.0, 2008; 23.0, 2009).
- Named AFC Defensive Player of the Week on three occasions (2005, 2008, 2011) and AFC Defensive Player of the Month four times (November 2009, September 2010, October 2013 and December 2013).

2013 (COLTS):

- Voted a 2013 Associated Press and *Sporting News* First Team NFL All-Pro selection for the first time in his career.
- Won the Deacon Jones Award as the NFL's sack leader with 19.5. Became the second member in Colts history to lead the league in sacks (Dwight Freeney, 2004).
- Was named to the PFWA All-NFL and All-AFC teams.
- Named NFL 101 AFC Defensive Player of the Year.
- Earned his sixth consecutive Pro Bowl selection.
- Was named AFC Player of the Month on two occasions (October and December).
- Became the 30th player in NFL history to reach 100.0 career sacks while setting a franchise record for career sacks (111.0) and sacks for a single season (19.5).
- Started all 16 games at RUSH linebacker and recorded 65 tackles (54 solo), 19.5 sacks, eight forced fumbles and one pass defended. Also contributed with eight tackles (five solo), 2.0 sacks and two forced fumbles in two postseason contests.
- In the regular season opener against Oakland (9/8), finished the game with six tackles (four solo) and the team's lone sack of the game (16-yard loss), which came at a pivotal moment in the fourth quarter on the Raiders final possession of the game.
- Logged 2.0 sacks against Miami (9/15) and added a forced fumble on his first quarterback takedown in the third quarter. The sacks moved him past Henry Thomas for 37th place on the NFL's all-time sack list (94.5) as he registered his 21st career multiple-sack contest. Has also totaled sacks in three consecutive games against Miami dating back to 2009. The forced fumble for Mathis was the 41st of his career. Finished the game with seven solo tackles and topped 500 stops for his career.
- Finished a Week 3 meeting at San Francisco (9/22) with three tackles (two solo) and 1.5 sacks. The sacks marked the fourth time he opened a season with at least 1.0 sack in three consecutive games (2005, 2010, 2012, 2013). The first sack of Colin Kaepernick also marked the 50th different quarterback takedown in his career. Surpassed Robert Porcher (95.5) for 35th place on the league's all-time sack list.
- Finished with 3.0 sacks and six solo tackles in a 37-3 victory against Jacksonville (9/29). The sacks marked the 97th, 98th and 99th of his career, which moved him past Warren Sapp (96.5), Dexter Manley (97.5), Jacob Green (97.5), Simon Fletcher (97.5) and Joey Porter (98.0) for 30th place on the league's all-time sacks list. The performance marked his 23rd multiple-sack game and his third career 3.0-sack contest. It was the third time in his career that he recorded a quarterback takedown in each of the first four games to open a season (2005 and 2012). He posted at least 1.0 sack in five consecutive games against Jacksonville.
- In a Week 5 victory against Seattle (10/6), compiled four tackles, 2.0 sacks, one forced fumble and one pass defended. Became the 30th player in NFL history to record 100.0 career sacks. With 2.0 sacks, passed Charles Haley and Williams Fuller (100.5) for 27th place on the league's all-time sack list. Added his second sack of the game in the third quarter, which marked his 24th career multiple-sack contest. It also marked the first time in his career that he totaled multiple sacks in four consecutive games (9/15/13 - 10/6/13). Opened a season with at least 1.0 sack in each of the first five games for the third time in his career (2005 & 2012). With 9.5 sacks through five games, ranks first among Colts players in quarterback takedowns through the first five games of a regular season in franchise history dating back to 1982.
- Finished with five tackles, 2.0 sacks and one forced fumble in a win against Denver (10/20). Sacked Peyton Manning in the second quarter and forced a fumble on the play, which went out of the end zone for a safety. Manning became the 52nd different quarterback that he has sacked in his career. Regained the league lead in sacks with 11.5. Tied the franchise record for multiple-sack games in a single season with five (Chad Bratzke and Dwight Freeney). Passed Jim Jeffcoat (102.5) for 26th place on the NFL's all-time sack list. Dating back to 1982 when sacks became an official stat, leads the franchise for the most sacks through seven games in a single season.
- In a Week 10 loss against St. Louis (11/10), totaled five tackles, 2.0 sacks and three tackles for loss. With 2.0 sacks, set a new career-high for a single season with 13.5. On his second sack of the contest in the first quarter, set a franchise record for the most multiple-sack games in a career (26) and multiple-sack games in a

- single season (six). Recorded the most sacks by a Colts player through the first nine games of a regular season with 13.5. With 105.0 career sacks, passed Kevin Carter and Neil Smith (104.5) for 24th place in NFL history.
- In a Week 12 meeting at Arizona (11/24), contributed with three tackles, 1.0 sack and one forced fumble. With his sack-forced fumble of Cardinals quarterback Carson Palmer in the second quarter, set a new NFL record for career sack-forced fumbles with 40. Jason Taylor was the previous record holder with 39. Also tied the franchise record for the most games with at least 1.0 sack in franchise history (81). With 106.0 career sacks, he tied Trace Armstrong for 23rd place in NFL history. Recorded the most sacks by a Colts player through the first 11 games of a regular season (14.5).
 - Finished with two tackles, 1.0 sack and one forced fumble in a Week 13 victory against Tennessee (12/1). Sacked Titans quarterback Ryan Fitzpatrick in the third quarter and forced a fumble on the play, which was recovered by inside linebacker Jerrell Freeman. The sack-forced fumble was the 41st of his career, which adds to his current NFL record. On the takedown, set a new franchise record for games with at least half of a sack (82), topping Dwight Freeney's old record. Recorded the most sacks by a Colts player through the first 12 games of a regular season with 15.5.
 - In a Week 15 victory against Houston (12/15), compiled four solo tackles, 1.0 sack and one forced fumble. With his third quarter strip-sack of Texans quarterback Case Keenum, set a new career franchise record for sacks (108.0), which was previously held by Dwight Freeney (107.5) from 2002-2012. On the same play, established a new Colts record for sacks in a single season with 16.5, topping Freeney's mark of 16.0 in 2004. The strip-sack of Keenum resulted in a Colts safety and was the 42nd of his career, which improved his current NFL record. Passed Pat Swilling (107.5) for 22nd place on the NFL's all-time sack list and tied Freeney for 21st place.
 - Totaled five tackles (four solo), 1.0 sack, and two forced fumbles in a Week 16 win at Kansas City (12/22). His two forced fumbles tied his single season career-best (eight in 2005) and both led to Colts touchdowns on their ensuing offensive possessions. Surpassed Dwight Freeney for 21st place on the NFL's all-time sack list.
 - Started at RUSH linebacker in a Week 17 victory against Jacksonville and claimed the league's sack title following a 2.0-sack performance. Finished the season with a team single-season record 19.5 sacks. Also added seven tackles. With his first quarter sack, passed Greg Townsend for 20th place on the NFL's all-time sack list. Contributed with his second sack of the game in the third quarter when he brought down Chad Henne for a nine-yard loss. With the sack, he improved his current franchise record of career multiple-sack games to 27 as well as his single-season team record for multiple-sack contests to seven.
 - Contributed with three tackles, 1.0 sack and one forced fumble in a Wild Card Playoff victory against Kansas City (1/4/14). Tallied his lone sack of the game in the third quarter and forced a fumble on the play, which was recovered by Kelvin Sheppard. Moved into first place in franchise history with his third career postseason forced fumble, topping Dwight Freeney and Nick Harper (two) for the top spot. The turnover also led to a Colts touchdown. With 1.0 sack, moved within 3.5 sacks of Freeney's postseason franchise record (9.0). Also moved into a tie with Freeney for the fifth-most postseason games played in franchise history with 17.
 - In the team's AFC Divisional Playoff loss at New England (1/11/14), tallied five tackles (three solo), 1.0 sack and one forced fumble. The sack was his second of the postseason as he sits 2.5 sacks shy of Dwight Freeney's postseason franchise record. Moved into a tie with Justin Snow and Reggie Wayne for the third-most postseason games played in franchise history with 18.

2012 (COLTS):

- Started all 12 games he played in and registered 51 tackles (31 solo), 8.0 sacks, two passes defended, one forced fumble and his first career interception.
- Selected to his fifth consecutive Pro Bowl.
- Started at strongside linebacker in the team's season opener at Chicago (9/9) and posted eight tackles (six solo), 2.0 sacks and three tackles for loss. He sacked Jay Cutler on the first play of the game and added his second of the contest in the third quarter. The multi-sack performance by Mathis was the 20th of his career and the first since a December 22, 2011, meeting against Houston (2.0).
- Against the Vikings in Week 2 (9/16), compiled eight tackles (five solo) and 1.0 sack. His 3.0 sacks through the first two games of the season matched his career-best of 3.0 sacks which he totaled through Week 2 of the 2010 campaign.
- Compiled three tackles and recorded a sack and forced fumble when he brought down quarterback Blaine Gabbert against Jacksonville (9/23).
- Against Green Bay (10/7), finished with four tackles and 1.0 sack for a loss of six yards.
- In his first contest back from a three-game absence due to injury, recorded a sack of Dolphins quarterback Ryan Tannehill against Miami (11/4). With the sack, Mathis improved his consecutive games sack streak to eight, which tied a personal best. The streak dated back to a 2011 Week 15 meeting against Tennessee (12/18/11). In the eight-game sack streak, he totaled 10.0 sacks.
- Tallied three tackles and a sack against Buffalo (11/25). With the sack, Mathis topped 90.0 sacks for his career (90.5) and improved his season total to 7.0.
- Posted four tackles at Detroit (12/2), his first career interception and one pass defended in the team's victory.



- Recorded his team-leading eighth sack of the season when he dropped Texans quarterback Matt Schaub for an eight-yard loss at Houston (12/16). Also added five tackles (four solo).
- Finished with six tackles (four solo) and one tackle for loss against Houston (12/30).
- Started at strongside linebacker in the team's AFC Wild Card Playoff loss at Baltimore (1/6/13) and tallied seven tackles (four solo) and the team's lone sack of the game. The sack was his sixth in nine career games against Baltimore (including the postseason) and improved his career postseason total to 4.5. Mathis also moved into a tie for sixth place in franchise history for the most postseason games played (16).

2011 (COLTS):

- Competed in all 16 contests (15 starts) and totaled 45 tackles, a team-leading 9.5 sacks, three forced fumbles, three fumble recoveries and one pass defensed.
- Selected to his fourth consecutive Pro Bowl.
- Named AFC Defensive Player of the Week for his performance against Houston (12/22).
- Started in the season opener at Houston (9/11) and posted two tackles and the team's lone sack.
- Posted 1.0 sack, one forced fumble and one fumble recovery against Pittsburgh (9/25).
- Tallied four solo tackles and 1.0 sack at Tampa Bay (10/3).
- Led the defensive line with six tackles (two solo) while contributing with 1.0 sack against Jacksonville (11/13).
- Totaled four tackles and added 1.0 sack against Carolina (11/27).
- Notched two tackles and moved past the 80.0 career sack mark with his quarterback takedown of Matt Hasselbeck against Tennessee (12/18).
- Recorded 2.0 sacks and one fumble recovery against Houston (12/22), taking the team lead in sacks for the season. The game also marked his 19th career multiple-sack contest. For his efforts, he was named AFC Defensive Player of the Week.
- Logged 1.0 sack in the season finale at Jacksonville (1/1/12) and finished the season with a team-high 9.5.

2010 (COLTS):

- Started all 16 games at left defensive end and was only one-of-four defensive players to open every game.
- Earned his third consecutive Pro Bowl selection.
- Was named AFC Defensive Player of the Month for September with 11 tackles, 4.0 sacks and one forced fumble.
- Named to the PFW/PFWA All-AFC Team.
- Finished the season with 60 tackles (44 solo), 11.0 sacks, one forced fumble, one fumble recovery, one pass defensed and 19 quarterback pressures.
- Tallied his fourth season with 10.0-plus sacks.
- Registered five tackles and 1.0 sack at Houston (9/12).
- Collared four tackles, 2.0 sacks and one forced fumble against the New York Giants (9/19).
- Tied a season-high with six tackles against Kansas City (10/10).
- Totaled five tackles and 1.5 sacks at Washington (10/17).
- Notched five tackles and 1.0 sack against Cincinnati (11/14).
- Had six tackles, 1.5 sacks and four quarterback pressures at Oakland (12/26).
- Started at left defensive end in the team's Wild Card Playoff game against the New York Jets (1/8/11) and finished with two tackles.

2009 (COLTS):

- Played in 14 games (nine starts), was inactive for one contest and active, but did not play in another.
- Earned his second consecutive Pro Bowl selection.
- Was named AFC Defensive Player of the Month for November with 16 tackles, 4.5 sacks and two forced fumbles.
- Finished the season with 39 tackles (29 solo), 9.5 sacks, five forced fumbles (tied for third in the NFL), two passes defensed and 23 quarterback pressures.
- Totaled 1.0 sack and one forced fumble at Miami (9/21).
- Finished with four tackles, 1.0 sack and six quarterback pressures at Arizona (9/27).
- Had six tackles, 2.5 sacks and two forced fumbles against Seattle (10/4).
- Recorded four tackles, 2.0 sacks and one forced fumble against New England (11/15).
- Tallied four tackles against Baltimore (1/16/10) in the Divisional Playoffs.
- Contributed with four stops against the New York Jets (1/24/10) in the AFC Championship Game.
- Started at defensive end against New Orleans in Super Bowl XLIV (2/7/10).

2008 (COLTS):

- Competed in 15 games (two starts) at defensive end and finished the year with 56 tackles (42 solo), a team-leading 11.5 sacks, five forced fumbles, three fumble recoveries, three passes defensed and 16 quarterback pressures. Was inactive for one contest against Tennessee (12/28).
- Earned his first career Pro Bowl selection.

- Was named AFC Defensive Player of the Week for his performance against Cleveland (11/30).
- Was named to the PFW/PFWA All-AFC team.
- Totaled four multiple-sack games, including three consecutive at San Diego (11/23), at Cleveland (11/30) and against Cincinnati (12/7).
- His season sack total tied a career-high (2005) and was his third career 10.0-plus sack season (2004).
- Posted six tackles, 1.0 sack and one forced fumble against Chicago (9/7).
- Tallied one tackle, 1.0 sack, one forced fumble and one fumble recovery at Houston (10/5).
- Finished with nine tackles (eight solo), 3.0 sacks, one forced fumble and one fumble recovery against Baltimore (10/12).
- Had five solo tackles, 2.0 sacks and one forced fumble at San Diego (11/23).
- Registered 2.0 sacks and one fumble recovery, which was returned for a 37-yard touchdown at Cleveland (11/30). Passed Duane Bickett (50.0) for second place on the club's career sacks list and was named AFC Defensive Player of the Week for his efforts.
- Compiled nine tackles (six solo), 2.5 sacks and one forced fumble against Cincinnati (12/7).
- Was a reserve defensive end in the Wild Card Playoff game at San Diego (1/3/09) and totaled four tackles (three solo), 2.0 sacks and three quarterback pressures.

2007 (COLTS):

- Started in 12-of-13 games played at defensive end. Was inactive for the final three games of the season due to injury.
- Finished the year with 63 tackles (45 solo), 7.0 sacks, four forced fumbles, one fumble recovery and 17 quarterback pressures.
- Led the team in sacks and tied for the lead in forced fumbles while ranking second in pressures.
- Collared six tackles, 1.0 sack, one forced fumble and one fumble recovery against New Orleans (9/6).
- Tallied four tackles and 1.0 sack at Houston (9/23).
- Contributed with nine tackles (six solo) at Carolina (10/28).
- Recorded seven solo tackles and 2.0 sacks against New England (11/4).
- Totaled five tackles (four solo) and 1.0 sack at San Diego (11/11).
- Posted seven tackles (four solo), 1.0 sack and one forced fumble against Kansas City (11/18).
- Notched eight tackles (seven solo), 1.0 sack and one forced fumble against Jacksonville (12/2).
- Was a reserve defensive end against San Diego (1/13/08) in the Divisional Playoffs.

2006 (COLTS):

- Started all 16 games at left defensive end in his first full season as a starter. Finished the season with 90 tackles (76 solo), 9.5 sacks, four forced fumbles, two fumble recoveries, four passes defended and 22 quarterback pressures.
- Led the team in sacks while his tackle total ranked fourth and his solo stop total ranked second.
- Produced four multiple-sack games.
- Tallied five tackles and one fumble recovery at the New York Giants (9/10).
- Posted 10 tackles against Washington (10/22).
- Finished with three tackles and 2.0 sacks against Buffalo (11/12).
- Contributed with three tackles, 2.0 sacks, two forced fumbles and one fumble recovery against Philadelphia (11/26).
- Totaled four tackles, 0.5 sacks and one forced fumble against Kansas City (1/6/07) in the Wild Card Playoff game.
- Collared three tackles, 1.0 sack, one forced fumble and one fumble recovery at Baltimore (1/13/07) in the Divisional Playoffs.
- Notched four stops against New England (1/21/07) in the AFC Championship Game.
- Registered two tackles and one forced fumble vs. Chicago (2/4/07) in a Super Bowl XLI victory.

2005 (COLTS):

- Appeared in 13 games on the defensive line and special teams. Was inactive for the final three games of the season.
- Finished the year with 40 tackles (35 solo), 11.5 sacks, eight forced fumbles, 13 quarterback pressures, two passes defended and 29 special teams stops.
- Was named AFC Defensive Player of the Week for his performance at Houston (10/23).
- Led the team in sacks and forced fumbles.
- Opened the season with sacks in eight consecutive games, setting a then-club record, which also tied for the third-longest streak for consecutive games with a sack in NFL history (10, Simon Fletcher; nine, Bruce Smith; nine, Kevin Greene).
- Produced five solo tackles, 2.0 sacks and one forced fumble at San Francisco (10/9).
- Tallied 1.0 sack and a forced fumble at Baltimore (9/11) and against Jacksonville (9/18).
- Added 1.0 sack at Cincinnati (11/20) and against Tennessee (12/4).



- Saw action as a reserve defensive end and on special teams against Pittsburgh (1/15/06) in the Divisional Playoffs and finished with one tackle, one pass defended and two special teams stops.

2004 (COLTS):

- Played in 16 games (one start) and totaled 35 tackles (27 solo), 10.5 sacks, six forced fumbles, three fumble recoveries and 17 quarterback pressures while adding 18 special teams tackles.
- Contributed with sacks in eight games.
- Along with teammate Dwight Freeney (16.0), produced the ninth and 10th double-digit sack season in club history and as a tandem recorded a sack total of 26.5, which topped the NFL.
- Tallied 1.0 sack against Green Bay (9/26), at Jacksonville (10/3), against Jacksonville (10/24), at Chicago (11/21) and at Houston (12/12).
- Posted 2.0 sacks against Oakland (10/10).
- Had 3.0 sacks and three forced fumbles against Houston (11/14).
- Was a reserve defensive lineman and special teamer in the team's Wild Card Playoff game against Denver (1/9/05). Totaled two tackles and two special teams stops before leaving the game due to a knee injury.
- Was inactive for the Divisional Playoff game at New England (1/16/05).

2003 (COLTS):

- Played in 16 games as a reserve defensive end and special teamer. Finished the year with 11 tackles (seven solo), 3.5 sacks, three forced fumbles, one fumble recovery, two passes defended and nine quarterback pressures while adding 17 special teams tackles.
- Named to the PFW/PFWA NFL All-Rookie Team.
- Tallied two tackles, 2.0 sacks and one forced fumble against Tennessee (9/14).
- Contributed with half of a sack against the New York Jets (11/16).
- Recorded a forced fumble and a fumble recovery at Tennessee (12/7).
- Notched 1.0 sack against Atlanta (12/14).
- Totaled three tackles (two solo), five special teams stops and one pass defended in the playoffs.
- Was a reserve defensive end for the team's Wild Card Playoff game against Denver (1/4/04), the Divisional Playoffs at Kansas City (1/11/04) and the AFC Championship at New England (1/18/04).

COLLEGE:

- A four-year player who started 39 games at defensive end at Alabama A&M.
- Totaled 221 career tackles, 44.0 sacks, 20 forced fumbles, and five fumble recoveries.
- Started 12 games as a senior and registered an NCAA 1-AA record with 20.0 sacks. Also added 58 tackles, 10 forced fumbles, eight passes defended, 30 tackles for loss and seven quarterback pressures.
- Notched 5.0 sacks against Prairie View A&M.
- Was a preseason All-SWAC pick as a junior and led the conference with 9.0 sacks.
- Led the conference with 13.0 sacks as a sophomore.
- Holds a degree in physical education.

PERSONAL:

- Attended McNair High School in Gresham Park, Ga.
- Assisted the Indianapolis Public Schools Foundation with its annual "Food 4 Thought" fundraiser.
- Hosted a fundraiser for the Boys and Girls Club of Huntsville, Ala.
- Has contributed over \$7,000 to college and high school sports programs.
- Hosts an annual Celebrity Softball game at Victory Field to benefit the Indiana Children's Wish Fund.
- Sponsors a ticket block to provide Colts tickets to underserved youth.
- Assisted with Cory Redding's holiday shopping event in 2013.
- Member of Omega Psi Phi.
- Born in Atlanta.

CAREER REGULAR SEASON STATISTICS

Year	GP/GS	Solo	Asst.	Total	Sacks	PD	FF	FR	INT	Yds	Avg.	LG	TD
2013 IND	16/16	54	11	65	19.5	1	8	0	0	0	0.0	0	0
2012 IND	12/12	31	20	51	8.0	2	1	0	1	1	1.0	1	0
2011 IND	16/15	29	16	45	9.5	1	3	3	0	0	0.0	0	0
2010 IND	16/16	44	16	60	11.0	1	1	1	0	0	0.0	0	0
2009 IND	14/9	29	10	39	9.5	2	5	0	0	0	0.0	0	0
2008 IND	15/2	42	14	56	11.5	3	5	3	0	0	0.0	0	0
2007 IND	13/12	45	18	63	7.0	0	4	1	0	0	0.0	0	0
2006 IND	16/16	76	14	90	9.5	4	4	2	0	0	0.0	0	0
2005 IND	13/0	76	5	40	11.5	2	8	0	0	0	0.0	0	0
2004 IND	16/1	27	8	35	10.5	0	6	3	0	0	0.0	0	0
2003 IND	16/0	7	4	11	3.5	2	3	1	0	0	0.0	0	0
TOTAL	163/99	419	136	555	111.0	18	48	14	1	1	1.0	1	0

CAREER POSTSEASON STATISTICS

Year	GP/GS	Solo	Asst.	Total	Sacks	PD	FF	FR	INT	Yds	Avg.	LG	TD
2013 IND	2/2	5	3	8	2.0	0	2	0	0	0	0.0	0	0
2012 IND	1/1	4	3	7	1.0	0	0	0	0	0	0.0	0	0
2010 IND	1/1	2	0	2	0.0	0	0	0	0	0	0.0	0	0
2009 IND	3/3	5	3	8	0.0	0	0	0	0	0	0.0	0	0
2008 IND	1/0	3	1	4	2.0	0	0	0	0	0	0.0	0	0
2007 IND	1/0	0	0	0	0.0	0	0	0	0	0	0.0	0	0
2006 IND	4/4	8	5	13	1.5	0	3	1	0	0	0.0	0	0
2005 IND	1/0	1	0	1	0.0	1	0	0	0	0	0.0	0	0
2004 IND	1/0	2	0	2	0.0	0	0	0	0	0	0.0	0	0
2003 IND	3/0	2	1	3	0.0	1	0	0	0	0	0.0	0	0
TOTAL	18/11	32	16	48	6.5	2	5	1	0	0	0.0	0	0

SPECIAL TEAMS TACKLES: 15 (2006 - 6, 2005 - 2, 2004 - 2, 2003 - 5)

ROBERT MATHIS QUICK HITS
Favorite team and/or athlete outside of football: Atlanta Braves and Indiana Pacers

Favorite musician and/or song: Musician – Ron Isley, Song – “Motivation” by T.I.

What is something interesting about you that most people may not know: I am a jokester.

Favorite food: Soul food

Favorite vacation spot: Anywhere with a nice beach.

If you could have lunch with three people, living or dead, who would they be: My grandmother, my mom and Barack Obama

Favorite movie: *Life*
What's the one thing you couldn't live without: Family



PAT McAFEE

Punter 6-1 240 West Virginia

NFL Exp: 6 (6th Year with Colts)

How Acquired: D7 – 2009 (222nd overall)

Born: 5/2/87

GP/GS (Postseason): 79/0 (7/0)

1

CAREER TRANSACTIONS:

- Selected by the Colts in the seventh round (222nd overall) of the 2009 NFL Draft.

PRO CAREER:

- Holds Colts career records in kickoffs (387), kickoff touchbacks (164), punting gross average (45.6) and punting net average (38.4).
- Ranks fourth in franchise history in career punts (366) and punting yards (16,685) and third in punts inside the 20 (116).
- Set a franchise record with 27 punts pinned inside the 20-yard line in 2013.
- Tied the fifth-longest punt in Colts history with a 66-yard kick at Jacksonville on October 3, 2010.
- In 2012, set franchise single-season records for gross punting average (48.2), net punting average (40.3) and games averaging 50-plus gross yards per punt (five) while tying records for punts inside the 20 (26) and kickoff touchbacks (45).
- Named to the PFW/PFWA and *The Sporting News* NFL All-Rookie Teams in 2009.

2013 (COLTS):

- In 16 games, totaled 76 punts for 3,499 yards (46.0 avg.), a net average of 38.5, a long kick of 65 yards and a franchise seasonal record 27 punts pinned inside the 20-yard line. Also contributed with 41 touchbacks on 86 kickoffs and four special teams tackles.
- Notched four punts for a 51.5 average and a long kick of 60 yards against Miami (9/15) in Week 2. Also pinned one punt inside the 20-yard line. It marked his 10th career game averaging 50.0-plus gross yards per punt.
- In a Week 3 victory at San Francisco (9/22), totaled four punts for a 48.0 average while pinning three kicks inside the 20-yard line. Also added a long punt of 52 yards and contributed with three touchbacks on kickoffs.
- Compiled three punts for a 46.0 average and a long kick of 60 yards in Week 4 at Jacksonville (9/29). Added four touchbacks on eight kickoffs and was the holder for Adam Vinatieri's three field goals and four extra points.
- Totaled three punts for a 46.5 average and had one kick blocked in a Week 5 victory against Seattle (10/6). Added eight kickoffs, six of which went for touchbacks. Handled holding duties for kicker Adam Vinatieri to split the uprights on two field goals and two extra points.
- Finished a Week 7 victory against Denver (10/20) with nine punts for a 48.9 average and added four touchbacks on kickoffs. Set a franchise single-game record with six punts pinned inside the 20-yard line besting Rohn Stark's previous mark of five, which he set on November 11, 1990 at New England. Made a touchdown-saving tackle when he took down Broncos returner Trindon Holliday on a kickoff return in the first quarter.
- Logged six punts for a 49.7 average, including a long kick of 58 yards in a Week 10 loss against St. Louis (11/10). Also added two kickoffs, one of which went for a touchback.
- In a Week 13 win against Tennessee (12/1), tallied five punts for a 45.4 average, pinned one kick inside the 20-yard line and also added a 60-yard punt. Contributed with six kickoffs, which included three touchbacks and served as the holder for Adam Vinatieri's five field goals and one extra point.
- Registered seven punts for a 47.6 average, downed four kicks inside the 20-yard line and recorded a long punt of 55 yards in a Week 14 loss at Cincinnati (12/8). Also contributed with one touchback on a kickoff and one special teams tackle.
- Finished with four punts for a 50.3 average and one kick pinned inside the 20-yard line in a Week 16 win at Kansas City (12/22). Added five kickoffs and one touchback, while holding for kicker Adam Vinatieri to convert 3-of-4 field goal attempts and two PATs. Also tallied one special teams tackle.
- Tallied five punts for a 47.4 average while contributing with a long kick of 65 yards and three punts pinned inside the 20-yard line in a Week 17 win against Jacksonville (12/29). Set a franchise single season record with his 27th punt pinned inside the 20. His 65-yard kick was his longest dating back to a career-long 66-yard punt on Oct. 3, 2010. Also contributed with three touchbacks on six kickoffs.

McAFEE SINGLE-GAME HIGHS

Punts:	9, two times (Last: vs. DEN (10/20/13))
Avg:	55.4 (5 punts) vs. KC (10/9/11)
LG:	66 at JAX (10/3/10)
In20:	6 vs. DEN (10/20/13)

ADMINISTRATION

COACHING
STAFFFOOTBALL
OPERATIONSBUSINESS
OPERATIONS

PLAYERS

2013 SEASON
IN REVIEWCOLTS
HISTORY

RECORDS

COLTS IN THE
COMMUNITY

- In the team's Wild Card victory against Kansas City (1/4/14), notched one punt for 51 yards and added one touchback on seven kickoffs. Also held for kicker Adam Vinatieri to convert one field goal and six extra points.
- Recorded five punts for a 51.8 average and a long kick of 58 yards in the team's Divisional Playoff loss at New England (1/11/14). With five punts, passed Chris Gardocki (23) for the third-most punts in Colts postseason history. With five kickoffs, passed Adam Vinatieri (36) for the most kickoffs in Colts postseason history.

2012 (COLTS):

- Set franchise single-season records for gross punting average (48.2), net punting average (40.3) and games averaging 50-plus gross yards per punt (five) and tied the records for punts inside the 20 (26) and kickoff touchbacks (45).
- Tied for third on the team with nine special teams tackles (five solo).
- In a Week 1 meeting at Chicago (9/9), recorded a long punt of 63 yards, which marked the third-longest punt of his career and the longest since a 64-yard kick against Kansas City (10/9/11).
- Recorded 268 punt yards against Minnesota (9/16) and became the fifth Colts punter all-time with 10,000 punting yards. Registered a 64-yard punt, which tied the second-longest of his career (10/9/11 vs. Kansas City, 64).
- Totaled four punts for a 53.3-yard average and a net of 49.8 against Tennessee (12/9). He pinned two punts inside the 20 to pass Chris Gardocki (80) for the third-most in Colts history.
- Totaled five punts for 242 yards and a 48.4-yard average at Houston (12/16). Passed Chris Gardocki (277) for the fourth-most punts in Colts history and also passed Gardocki for the fourth-most punting yards in team history.
- Totaled five punts for 230 yards and a 46.0-yard average against Houston (12/30) while adding one touchback. Became the career franchise leader in punting average (45.5) and net average (38.3).
- Notched four punts for a 48.5 average and a long kick of 53 yards in the team's Wild Card Playoff loss at Baltimore (1/6/13). Also added one kickoff touchback.

2011 (COLTS):

- Set a then-franchise-record with a 46.6 gross punting average and logged the club's second-best net average for a single season with a 39.2 mark.
- Finished the year with 88 punts for a 46.6 average and 63 kickoffs, 41 of which went for touchbacks.
- Contributed with 21 punts inside the 20 and recorded a long kick of 64 yards.
- Ranked second in the NFL with a 68.3 touchback percentage.
- Totaled a season-best of five touchbacks and tied a single-game record on four occasions (vs. Pittsburgh, 9/25; vs. Kansas City, 10/9; vs. Tennessee, 12/18 and vs. Houston, 12/22).
- Tied for the team lead with eight special teams tackles.
- Posted six punts for a 46.8 average and a long kick of 57 yards in the season opener at Houston (9/11).
- Registered five touchbacks on kickoffs and seven punts for a 44.4 average against Pittsburgh (9/25).
- Totaled five punts for a 55.4 average, a net of 47.6, which included the second-longest punt of his career with a 64-yard kick against Kansas City (10/9). Also had five touchbacks on kickoffs.
- Netted six punts for a 44.8 average with two dropped inside the 20 at Tennessee (10/30). Recorded touchbacks on all three of his kickoffs and added one special teams tackle.
- Amassed seven punts for a 45.9 average and dropped one kick inside the 20 vs. Tennessee (12/18). Connected on a 60-yard punt, which tied for the fifth-longest of his career.

2010 (COLTS):

- Appeared in 15 games while handling punting, kickoff and holding duties. Was placed on the Reserve/Suspended List against Houston (11/1).
- Totaled 65 punts for a 42.0 average, a 35.4 net average and a 21:7 ratio of kicks inside the 20 to touchbacks.
- Finished with 16 touchbacks on kickoffs and four special teams tackles.
- Had eight games with a 40.0-plus average (min. three punts).
- Tallied five punts for a 41.0 average with three inside the 20 against the New York Giants (9/19) and had five touchbacks on kickoffs to tie teammate Adam Vinatieri for the most in team history in one game since 1970 (at Denver on 10/29/06).
- Recorded six punts for a 47.8 average and totaled six touchbacks on kickoffs, which set the club record for the most in a single game since 1970 at Denver (9/26).
- Contributed with two punts for a 55.5 average at Jacksonville (10/3), with a career-best 66-yarder.
- Posted seven kicks for a 41.3 average with three kicks inside the 20 against Cincinnati (11/14).
- Registered four punts for a 38.3 average with one inside the 20 in the team's Wild Card Playoff game against the New York Jets (1/8/11).

2009 (COLTS):

- Saw action in 16 games, while performing punting, kickoff and holding duties.



- For the season, recorded 64 punts for a 44.3 average with a 37.8 net average. Had a 21:6 ratio of kicks inside the 20 to touchbacks.
- Had four special teams tackles and 21 touchbacks.
- Was named to the PFW/PFWA and *The Sporting News* NFL All-Rookie Teams.
- His 2,837 punting yards was a rookie franchise record and his 64 punts ranked second by a rookie in club annals (72, Cotton Davidson in 1954). His 44.3 punt average marked the third-highest by a rookie in franchise history.
- Totaled 11 games with a 40.0-plus punt average, which ranked tied for eighth in club history for a single season (min. of three punts).
- Made his NFL debut against Jacksonville (9/13) and notched two punts for a 44.0 average, with both kicks landing inside the 10 and one being downed at the one-yard line.
- Contributed with seven punts for a 46.3 average and a career-long of 60 yards against San Francisco (11/1).
- Finished with seven punts for a 48.4 average and one inside the 20 against New England (11/15). His 339 punt yards ranked fifth by a rookie punter in club annals.
- Recorded two kicks for a 52.5 average, a long of 59 yards and one downed inside the 20 at Houston (11/29). Also added three touchbacks on kickoffs.
- Registered six punts for a 46.2 average with one downed inside the 20 against the New York Jets (12/27). Also had three touchbacks on kickoffs.
- Posted six punts for a 45.8 average with one downed inside the 20 against Baltimore (1/16/10) in the Divisional Playoffs.
- Had four punts for a 46.3 average with two downed inside the 20 against the New York Jets (1/24/10) in the AFC Championship Game.
- Totaled two punts for a 45.0 average against New Orleans (2/7/10) in Super Bowl XLIV.

COLLEGE:

- Four-year player who appeared in 51 career games for West Virginia. Totaled 126 career punts for a 43.7 average with a career-long kick of 75 yards.
- Tallied 35 punts of 50-plus yards and 46 kicks downed inside the 20.
- Converted 58-of-79 field goals (73.4 pct.) with a long of 52 yards while splitting the uprights on 210-of-212 extra points for 384 total points.
- Had 57 career touchbacks on kickoffs and set the school record for the most games played.
- Following graduation, was the school's all-time leading scorer, all-time scoring leader by a kicker and all-time extra points leader.
- Ranked second in career punting average and second in field goals made.
- Set the Big East record for the most extra points made and ranked second on the conference's all-time scoring list, second in punting average and third in field goals made.
- Appeared in 13 games as a senior and totaled 62 punts for a 44.7 average with a long of 65 yards and 25 kicks downed inside the 20.
- Converted 17-of-20 field goals with a long kick of 52 yards and 36 extra points for 87 total points.
- Was one-of-two players in the NCAA with multiple 50-plus-yard field goals.
- As a junior, was a second-team All-Big East choice and a Lou Groza Award semi-finalist.
- Majored in communications.

PERSONAL:

- Attended Plum (Pa.) High School.
- Was a first-team all-conference choice and was the No. 1 rated kicker in the nation by *Scout.com*.
- In 2003, was the punt, pass and kick champion.
- Was a three-year first-team All-WPIAL selection in soccer.
- Was an honor roll student.
- Established the Pat McAfee Foundation to provide scholarship assistance to the sons and daughters of U.S. Military Personnel. The foundation's website is www.thepatmcafeefoundation.org.
- Hosted the "Red, White and BOOMSTICK Cocktail Party" in June 2014, which benefitted the Pat McAfee Foundation.
- An Indianapolis Colts 2013 Salute to Service Award nominee.
- Serves as a spokesman for the Books for Youth program.
- Donated his hair to Locks of Love.
- Hosted a fundraiser for the Susan G. Komen Foundation and supported Breast Cancer Awareness Month by participating in the Colts Pamper Her Pink program.
- Participated in the Indiana Blood Center Bleed Blue Blood Drive.
- Is a Colts Community Ticket Block sponsor who donates tickets to Wish For Our Heroes.
- With teammate Coby Fleener, started the #Thankahero campaign.

- Honored a returning soldier and family with a surprise reunion and donated a new Toyota SUV to the family.
- Participates at Camp Atterbury to live as a soldier and participate in training, physical fitness and first aid.
- Supported The Relay For Life through the local Relay for Life of Brownsburg, Ind.
- Volunteered as a celebrity guest judge at the Indianapolis Zoo annual fundraiser, Zoobilation.
- Was a special guest at the Fire Department Instructional Conference in 2013.
- Born in Plum, Pa.

CAREER REGULAR SEASON STATISTICS

Year	GP/GS	No.	Yards	Avg.	Net	TB	In20	LG	Bik.
2013 IND	16/0	76	3,499	46.0	38.1	7	27	65	1
2012 IND	16/0	73	3,520	48.2	40.3	8	26	64	1
2011 IND	16/0	88	4,098	46.6	39.2	3	21	64	1
2010 IND	15/0	65	2,731	42.0	35.4	7	21	66	0
2009 IND	16/0	64	2,837	44.3	37.8	6	21	60	0
TOTAL	79/0	366	16,685	45.6	38.4	31	116	66	3

CAREER POSTSEASON STATISTICS

Year	GP/GS	No.	Yards	Avg.	Net	TB	In20	LG	Bik.
2013 IND	2/0	6	310	51.7	44.7	0	0	58	0
2012 IND	1/0	4	194	48.5	34.3	0	0	53	0
2010 IND	1/0	4	153	38.3	34.5	0	1	46	0
2009 IND	3/0	12	550	45.8	42.8	1	3	56	0
TOTAL	7/0	26	1,207	46.4	40.7	1	4	58	0

SPECIAL TEAMS TACKLES: 29 (2013 - 4, 2012 - 9, 2011 - 8, 2010 - 4, 2009 - 4)

PAT McAFEE QUICK HITS


Favorite team and/or athlete outside of football: The United States Military...every member current and former.

Hobbies outside of football: I enjoy plenty of things in life. From naps to eating delicious food. But my favorite hobby is hanging out with my dog.

What is something interesting about you that most people may not know: I thoroughly enjoy writing. Poetry, scripts, songs, haikus, you name it. I enjoy putting my thoughts into words.

Favorite food: I've been trying to eat healthy now that I'm getting older. But boy, a pepperoni pizza with ranch dressing is tough to beat.

If you could have lunch with three people, living or dead, who would they be: Steve Jobs, Martin Luther King, Jr. and Marcus Luttrell



BRANDON MCKINNEY

Nose Tackle 6-2 345 Michigan State

NFL Exp: 8 (2nd Year With Colts)

How Acquired: FA – 2014

Born: 8/24/83

GP/GS (Postseason): 61/6 (7/0)



68

CAREER TRANSACTIONS:

- Signed by the Colts as a free agent on June 19, 2014.
- Released by the Colts on August 7, 2013.
- Signed by the Colts as an unrestricted free agent on April 4, 2012.
- Acquired from waivers (San Diego) by the Baltimore Ravens on October 8, 2008.
- Released by the San Diego Chargers on October 5, 2008.
- Originally signed by the Chargers as an undrafted free agent on May 8, 2006.

MCKINNEY SINGLE-GAME HIGHS

Tackles:	6 at TEN (12/9/07)
Sacks:	0
FF:	0
FR:	1 vs. PIT (12/14/08)



2013:

- Spent time with the Colts in training camp prior to being released on August 7.

2012 (COLTS):

- Played in three preseason games before being placed on Injured Reserve on August 27.

2011 (RAVENS):

- Competed in 12 contests and totaled 14 tackles (eight solo) and one forced fumble.
- Part of a Ravens defense that boasted the NFL's No. 3 overall defense (288.9 yards per game), and also ranked third in the league in scoring defense (16.6 points per game).
- Totaled four tackles (three solo) and added one forced fumble at Jacksonville (10/24).
- Posted three tackles at Seattle (11/13).
- Finished with two solo stops against Cleveland (12/24).
- Saw action in the team's AFC Divisional Playoff contest against Houston (1/15) and logged three tackles.

2010 (RAVENS):

- Played in 11 contests (four starts) and totaled nine tackles (five solo) for a Baltimore defense that ranked No. 5 in the league against the run (93.9 yards per game).
- Started on the defensive line against Denver (10/10) and posted one tackle while helping to limit the Broncos to 39 net rushing yards.
- Saw action against Pittsburgh (12/5) and recorded two tackles.
- Competed in both playoff games, netting three tackles, one fumble recovery and one pass defended for a defense that forced seven turnovers.
- Posted one tackle and his first career postseason fumble recovery in the team's Wild Card Playoff game at Kansas City (1/9).
- Totaled two tackles and one pass defended in the AFC Divisional Playoff game at Pittsburgh (1/15).

2009 (RAVENS):

- Saw action in seven games and registered three tackles before being placed on Injured Reserve on December 19.
- Notched two tackles at Minnesota (10/18).
- Tallied one tackle in a 20-17 overtime victory against Pittsburgh (11/29).

2008 (RAVENS):

- In 11 games, netted 19 tackles (12 solo) as part of the NFL's second-ranked defense.
- Posted his first career fumble recovery against Pittsburgh (12/14).
- Logged three solo tackles in the regular season finale against Jacksonville (12/28).
- Finished with one tackle in the team's Wild Card victory at Miami (1/4).
- Totaled one stop in Baltimore's AFC Divisional Playoff contest at Tennessee (1/10).
- Notched one tackle in the team's AFC Championship Game loss to Pittsburgh (1/18).

2007 (CHARGERS):

- Competed in 14 games (two starts) for the Chargers and finished the season with a career-high 35 tackles (15 solo) and one pass defended.
- Tallied three tackles (two solo) in back-to-back weeks against Oakland (10/14) and Houston (10/28).
- Recorded a career-high six tackles at Tennessee (12/9).
- Started the final two contests of the season against Denver (12/24) and at Oakland (12/30) where he finished with one tackle in each game.

2006 (CHARGERS):

- Played in six games and the Chargers playoff contest and totaled two tackles and one pass defended.
- Spent the first eight weeks of the season on the team's practice squad.
- Signed to the active roster on November 1.
- Made his NFL debut at Cincinnati (11/12).
- Posted two solo tackles and one pass defended in the regular season finale against Arizona (12/31).
- Saw action in the team's AFC Divisional Playoff game against New England (1/14).

COLLEGE:

- Started his final two-and-a-half seasons at defensive tackle for Michigan State.
- Ended his Spartans career with 93 tackles, six tackles for loss and 2.5 sacks.

- Was the second-leading tackler along the defensive line as a junior with a career-high 42 stops.
- Earned a degree in social science.

PERSONAL:

- Attended Chaminade-Julienne High School in Dayton, Ohio.
- Was a two-time Associated Press All-State selection and earned *PrepStar* All-America honors.
- Established the BJ Kids 91 Foundation to provide programs and activities that cultivate to social and life skills, foster social responsibility, enhance academic enrichment and encourage health and well-being.

CAREER REGULAR SEASON STATISTICS

Year	GP/GS	Solo	Asst.	Total	Sacks	PD	FF	FR	INT	Yards	Avg.	LG	TD
2012 IND													
INJURED RESERVE													
2011 BAL	12/0	8	6	14	0.0	0	1	0	0	0	0.0	0	0
2010 BAL	11/4	5	4	9	0.0	0	0	0	0	0	0.0	0	0
2009 BAL	7/0	1	2	3	0.0	0	0	0	0	0	0.0	0	0
2008 BAL	11/0	12	7	19	0.0	0	0	1	0	0	0.0	0	0
2007 SD	14/2	15	20	35	0.0	1	0	0	0	0	0.0	0	0
2006 SD	6/0	1	1	2	0.0	1	0	0	0	0	0.0	0	0
TOTAL	61/6	42	40	82	0.0	2	1	1	0	0	0.0	0	0

CAREER POSTSEASON STATISTICS

Year	GP/GS	Solo	Asst.	Total	Sacks	PD	FF	FR	INT	Yards	Avg.	LG	TD
2012 IND													
INJURED RESERVE													
2011 BAL	1/0	1	2	3	0.0	0	0	0	0	0	0.0	0	0
2010 BAL	2/0	2	1	3	0.0	1	0	1	0	0	0.0	0	0
2009 BAL													
INJURED RESERVE													
2008 BAL	3/0	2	1	3	0.0	0	0	0	0	0	0.0	0	0
2006 SD	1/0	0	0	0	0.0	0	0	0	0	0	0.0	0	0
TOTAL	7/0	5	4	9	0.0	1	0	1	0	0	0.0	0	0

BRANDON MCKINNEY QUICK HITS

Hobbies outside of football: Spending time with family

What is something interesting about you that most people may not know: I'm a great cook and love grilling.

Favorite food: Chicken wings

If you could have lunch with three people, living or dead, who would they be: My grandmother, grandfather and mother

Favorite movie: *Harlem Nights*



JOSH McNARY

Inside Linebacker 6-0 251 Army

NFL Exp: 1 (1st Year with Colts)

How Acquired: FA – 2013

Born: 4/10/88

GP/GS (Postseason): 5/0 (2/0)


CAREER TRANSACTIONS:

- Signed from the Colts practice squad to the active roster on November 26, 2013.
- Signed to the Colts practice squad on September 1, 2013.
- Waived by the Colts on August 31, 2013.
- Signed by the Colts as a free agent on April 11, 2013.

McNARY SINGLE-GAME HIGHS

Tackles: 8 vs. JAX (12/29/13)
Sacks: 0
FF: 0
FR: 0

2013 (COLTS):

- Played in five games at inside linebacker and registered 16 tackles (13 solo).



- Saw action in his first career NFL game during a Week 13 victory at Tennessee (12/1). Contributed with a quarterback pressure, which forced a Titans incomplete pass on a third down.
- In a Week 14 loss at Cincinnati (12/8), participated at linebacker and notched his first career tackles (two).
- Participated at linebacker and on special teams in a Week 15 win against Houston (12/15). Finished with one tackle and one special teams stop.
- Saw extensive time at linebacker in a Week 16 victory at Kansas City and finished with five tackles (three solo).
- Established a career-high with eight tackles (seven solo) while adding one tackle on special teams in a Week 17 victory against Jacksonville (12/29).
- Participated in his first career postseason contest during the team's Wild Card Playoff victory against Kansas City (1/4/14) and finished with three solo tackles and four special teams stops.
- In the team's Divisional Playoff loss at New England (1/11/14), posted three tackles at linebacker and also saw action on special teams, finishing with two stops.

2011-2013:

- Upon graduation from West Point, fulfilled his active duty commitment in the Army.

COLLEGE:

- Totaled 195 tackles (117 solo), 49.0 tackles for loss, 28.0 sacks, nine passes defended, five forced fumbles and three fumble recoveries in 46 games played at Army.
- Graduated as Army's all-time career leader in sacks and tackles for loss.
- Is the only player in school history to record two double-digit sack seasons.
- Holds school records for the most sacks in a single game (4.0) and a single season (12.5).
- Honored with the 2011 East-West Shrine Game Pat Tillman Award, given to the player who best exemplifies character, intelligence, sportsmanship and service.
- As a senior in 2010, registered 46 tackles (28 solo), 12.5 tackles for loss, 10.0 sacks, three forced fumbles, three fumble recoveries and two passes defended.
- Selected to Phil Steele's 2010 First Team Preseason All-Independent squad.
- Selected as a Second Team Preseason All-America choice by *NationalChamps.net* and a Preseason Honorable Mention All-America selection by Consensus Draft Services.
- As a junior in 2009, established career highs in tackles for loss (22.5) and sacks (12.5), while adding 65 tackles (40 solo), two forced fumbles and two passes defended.
- Named to *Phil Steele's* College Football Preview first-team squad following his junior campaign.
- Also selected to the *CollegeFootballNews.com* third-team and was an honorable mention choice by *SI.com*.
- As a sophomore in 2008, posted a career-high 69 tackles (42 solo), to go along with 12.0 tackles for loss, 4.5 sacks and five passes defended.
- As a freshman in 2007, notched 15 tackles (seven solo) and 1.0 sack in 10 games played.

PERSONAL:

- Was an all-district selection at Clear Lake High School in Houston.
- Moved from strong safety to defensive tackle at the beginning of his senior year and led the team in sacks.
- Registered 11.0 sacks during a one-year stint at USMA Prep School after earning a spot on the roster as a walk-on.
- His father, George, retired from the U.S. Marine Corps with rank of captain.
- His paternal grandfather, George McNary, served in the U.S. Army during the Korean War.
- His maternal grandfather, Aaron Figgs, served in the U.S. Army during World War II.
- His uncle, Ron McNary, currently holds the rank of first sergeant while serving in the U.S. Army.
- Volunteered at several functions in 2013, including the United Way Cold Feet Warm Shoes event, Horseshoe Helpings, Million Meal Marathon and the team's annual playground build.
- Served as a speaker for the Hispanic Heritage Month Football camp.
- Majored in engineering management.
- A native of Houston.

CAREER REGULAR SEASON STATISTICS

Year	GP/GS	Solo	Asst.	Total	Sacks	PD	FF	FR	INT	Yds	Avg.	LG	TD
2013 IND	5/0	13	3	16	0.0	0	0	0	0	0	0.0	0	0
TOTAL	5/0	13	3	16	0.0	0	0	0	0	0	0.0	0	0

CAREER POSTSEASON STATISTICS

Year	GP/GS	Solo	Asst.	Total	Sacks	PD	FF	FR	INT	Yds	Avg.	LG	TD
2013 IND	2/0	3	3	6	0.0	0	0	0	0	0	0.0	0	0
TOTAL	2/0	3	3	6	0.0	0	0	0	0	0	0.0	0	0

ADMINISTRATION
COACHING STAFF
FOOTBALL OPERATIONS
BUSINESS OPERATIONS
PLAYERS
2013 SEASON IN REVIEW
COLTS HISTORY
RECORDS
COLTS IN THE COMMUNITY

SPECIAL TEAMS TACKLES: 2 (2013 - 2)

POSTSEASON SPECIAL TEAMS TACKLES: 6 (2013-6)


JOSH McNARY QUICK HITS
Favorite team and/or athlete outside of football: Ayrton Senna

Favorite musician and/or song: Curren\$y

Favorite food: Cajun seafood

Favorite vacation spot: Bahamas

If you could have lunch with three people, living or dead, who would they be: My great, great, great grandfather Americus McNary, Muhammad Ali and Louis C.K.

Favorite movie: *Inglourious Basterds*


FILI MOALA

Defensive End 6-4 308 USC
NFL Exp: 6 (6th Year with Colts)

How Acquired: D2 – 2009 (56th overall)

Born: 6/23/85

GP/GS (Postseason): 64/45 (1/1)


95
CAREER TRANSACTIONS:

- Placed on Injured Reserve on June 11, 2014.
- Originally selected by the Colts in the second round (56th overall) of the 2009 NFL Draft.

MOALA SINGLE-GAME HIGHS

Tackles:	5, three times (Last: vs. BUF 11/25/12)
Sacks:	1.0, three times (Last: vs. DEN 10/20/13)
FF:	0
FR:	1, two times (Last: at KC 12/22/13)

2013 (COLTS):

- Completed in all 16 games (six starts) and posted 26 tackles (14 solo), 1.5 sacks, one fumble recovery and one pass defended.
- Saw action on the defensive line in the regular season opener against Oakland (9/8). Provided pressure on Raiders quarterback Terrelle Pryor as he threw his second interception on the team's final drive in the fourth quarter.
- Totaled four tackles in a Week 2 contest against Miami (9/15), seeing action on the defensive line.
- Made his first start of the season at defensive tackle in a Week 4 victory at Jacksonville (9/29). Finished with one tackle and was part of a defense that limited the Jaguars to three points and 40 net rushing yards.
- In a Week 5 victory against Seattle (10/6), started at defensive tackle and finished with one tackle.
- Notched three solo tackles in a Week 6 loss at San Diego (10/14).
- In a Week 7 win against Denver (10/20), totaled two tackles and added his first sack of the season when he brought down Peyton Manning on the Broncos final offensive drive of the game. Was part of a defensive unit that allowed only 64 rushing yards.
- Tallied three tackles, half of a sack and one fumble recovery starting at defensive tackle in a Week 16 victory at Kansas City (12/22).
- Was inactive for the team's Wild Card victory against Kansas City (1/4/14).
- Placed on Injured Reserve on January 6.

2012 (COLTS):

- Started all eight games he appeared in and recorded 21 tackles (11 solo) and one pass defended.
- Started at defensive tackle in the season opener at Chicago (9/9) and tallied three tackles.
- Posted four tackles (three solo) in a Week 3 meeting against Jacksonville (9/23).
- Compiled three tackles in the team's 23-20 victory over Miami (11/4). Part of a defense that held the Dolphins to 84 net rushing yards.
- Started at defensive tackle at New England (11/18) and compiled three tackles in the loss.
- Against Buffalo (11/25), started at defensive tackle and contributed with four tackles and one pass defended.
- Placed on Injured Reserve on November 27, 2012.

2011 (COLTS):

- Started in all 14 contests he competed in and was inactive for another two.
- Totaled 22 tackles (13 solo) and 2.0 sacks.



- Recorded four tackles (three solo) starting at defensive tackle vs. Jacksonville (11/13).
- Registered his first career sack at New England (12/14) and contributed with three tackles (two solo).
- Posted four tackles (three solo) at Baltimore (12/11).
- Tallied his second sack of the season while adding two tackles against Houston (12/22).

2010 (COLTS):

- Started all 16 games, 12 at left defensive tackle and four at right defensive tackle. Was one of only four defensive players to open every game.
- Totaled a career-high 26 tackles (20 solo) while adding one fumble recovery and one pass defended.
- His fumble recovery was returned one yard for his first career touchdown against the New York Giants (9/19).
- Collared five tackles at Houston (9/12), four stops at Jacksonville (10/3) and three tackles at Philadelphia (11/7) and against Dallas (12/5).
- Started at right defensive tackle in the team's AFC Wild Card Playoff game against the New York Jets (1/8/11) and finished with two tackles.

2009 (COLTS):

- Appeared in 10 games (one start) and totaled 17 tackles (10 solo).
- Was inactive for the first five games of the season and against Houston (11/8).
- Recorded four tackles against Tennessee (12/6).
- Tallied a season-high five stops against the New York Jets (12/27).
- Made his first career NFL start at Buffalo (1/3).
- Was listed as inactive for the team's AFC Divisional Playoff game against Baltimore (1/16/10), AFC Championship game against the New York Jets (1/24/10) and Super Bowl XLIV against New Orleans (2/7/10).

COLLEGE:

- A four-year letterman and three-year starter at USC who completed in 52 games (38 starts). Started the final 33 games of his collegiate career.
- Totaled 90 tackles (46 solo), 23.5 tackles for loss, 9.5 sacks, two fumble recoveries, five passes defended and two blocked kicks.
- As a senior, started in 13 games and finished with 30 tackles, 10.0 tackles for loss, 4.5 sacks, one fumble recovery, one pass defended and two blocked kicks.
- Tied the school, conference and NCAA record with two blocked field goals in the same game (both in the third quarter) against Arizona State.
- Was listed as inactive for the team's AFC Divisional Playoff game against Baltimore (1/16/10), AFC Championship game against the New York Jets (1/24/10) and Super Bowl XLIV against New Orleans (2/7/10).
- Was listed as inactive for the team's AFC Divisional Playoff game against Baltimore (1/16/10), AFC Championship game against the New York Jets (1/24/10) and Super Bowl XLIV against New Orleans (2/7/10).

PERSONAL:

- Attended Western High School in Anaheim, Calif.
- Was an all-league selection as a junior.
- Read to elementary students as a part of the Colts Day in Schools event.
- Was a guest speaker at the Indiana Repertory Theater production, Jackie and Me, in honor of Black History Month.
- Was a volunteer for the team's annual playground build.
- Served as a host for a holiday gift giving event assisting Trinity House.
- Delivered baskets on a visit to Riley Hospital assisting the Basket of Hope organization.
- Is a cousin of Baltimore Ravens defensive tackle, Haloti Ngata.
- Full name is Fili Toutoupau'u Moala.
- Resides with his wife, Jordan, and their son, Litani, in Indianapolis.
- Holds a degree in sociology.
- Born in Buena Park, Calif.

CAREER REGULAR SEASON STATISTICS

Year	GPGS	Solo	Asst.	Total	Sacks	PD	FF	FR	INT	Yds	Avg.	LG	TD
2013 IND	16/6	14	12	26	1.5	1	0	1	0	0	0.0	0	0
2012 IND	8/8	11	10	21	0.0	1	0	0	0	0	0.0	0	0
2011 IND	14/14	13	9	22	2.0	0	0	0	0	0	0.0	0	0
2010 IND	16/16	20	6	26	0.0	1	0	1	0	0	0.0	0	0
2009 IND	10/1	10	7	17	0.0	0	0	0	0	0	0.0	0	0
TOTAL	64/45	68	44	112	3.5	3	0	2	0	0	0.0	0	0

CAREER POSTSEASON STATISTICS

Year	GP/GS	Solo	Asst.	Total	Sacks	PD	FF	FR	INT	Yds	Avg.	LG	TD
2013 IND	0/0	0	0	0	0.0	0	0	0	0	0	0.0	0	0
2010 IND	1/1	2	0	2	0.0	0	0	0	0	0	0.0	0	0
2009 IND	0/0	0	0	0	0.0	0	0	0	0	0	0.0	0	0
TOTAL	1/1	2	0	2	0.0	0	0	0	0	0	0.0	0	0

ADDITIONAL STATISTICS: One-yard fumble recovery for a touchdown vs. the New York Giants (9/19/10).

DID YOU KNOW: Defensive end Fili Moala is a cousin of Baltimore Ravens defensive tackle Haloti Ngata.



AARON MORGAN

Linebacker 6-4 250 Louisiana-Monroe

NFL Exp: 4 (1st Year with Colts)

How Acquired: FA – 2014

Born: 12/30/88

GP/GS (Postseason): 18/0 (0/0)

48

CAREER TRANSACTIONS:

- Signed by the Colts to a reserve/future contract on December 31, 2013.
- Waived by the Tampa Bay Buccaneers on September 5, 2013.
- Activated from the Tampa Bay practice squad on November 1, 2012.
- Signed to the Buccaneers practice squad on October 9, 2012.
- Released by the Jacksonville Jaguars on October 5, 2012.
- Signed by Jacksonville as an undrafted free agent on April 27, 2010.

MORGAN SINGLE-GAME HIGHS

Tackles:	1, four times (Last: at NO 12/16/12)
Sacks:	0
FF:	0
FR:	0

2013:

- Spent the 2013 preseason with the Tampa Bay Buccaneers, but was released prior to the start of the regular season.

2012 (JAGUARS/BUCCANEERS):

- Played the first four games of the season with Jacksonville and registered two tackles on defense and one on special teams.
- Was signed to the Buccaneers practice squad on October 9 and was elevated to the active roster on November 1.
- Made his Tampa Bay debut at Oakland (11/4).
- Notched one special teams tackle at Carolina (11/18).
- Posted one tackle at New Orleans (12/16).
- Was placed on Injured Reserve on December 22.

2011 (JAGUARS):

- Spent the 2011 season on Injured Reserve.

2010 (JAGUARS):

- Participated in seven contests and totaled two tackles.
- Appeared in his first career game against Denver (9/12), but did not record a tackle.
- Saw action at Dallas (10/31) and recorded his first career tackle.
- Recorded one solo tackle at Tennessee (12/5).

COLLEGE:

- Was a four-year letterman at Louisiana-Monroe (2006-09) and finished his career with 22.0 sacks, the most in school history and second-most in Sun Belt Conference history. Also totaled 39.5 tackles for loss.



- Made 138 tackles in his collegiate career along with one interception and eight passes defended.
- In his senior season, posted 9.0 sacks and 16.0 tackles for loss. The 9.0 sacks were the most in the Sun Belt Conference and ranked 23rd in the nation.
- Led team with 6.0 sacks as a junior and led all defensive linemen with 45 tackles and 13.0 tackles for loss.
- Was named a Second Team All-Sun Belt Conference choice as a junior.
- Started eight-of-11 games as sophomore and totaled 34 tackles, 3.0 sacks and 8.0 tackles for loss.
- Played in nine games as a freshman and compiled seven tackles and a team-high 4.0 sacks.
- Was credited with 2.0 sacks against Alcorn State in his first collegiate game.

PERSONAL:

- Attended Amite (Louisiana) High School.
- Purchased toys and hosted a surprise shopping spree for underprivileged families in the inaugural "D-Line Does Christmas" event in December of 2012 with Tampa Bay.
- Graduated with degree in criminal justice in 2011.
- Born in New Orleans.

CAREER REGULAR SEASON STATISTICS

Year	GP/GS	Solo	Asst.	Total	Sacks	PD	FF	FR	INT	Yds	Avg.	LG	TD
2012 JAX/TB	11/0	2	0	2	0.0	0	0	0	0	0.0	0.0	0	0
2010 TB													
2010 JAX	7/0	2	0	2	0.0	0	0	0	0	0	0.0	0	0
TOTAL	18/0	4	0	4	0.0	0	0	0	0	0	0.0	0	0

SPECIAL TEAMS TACKLES: 1 (2012 - 1)

AARON MORGAN QUICK HITS

Favorite team and/or athlete outside of football: LeBron James

Hobbies outside of football: Fishing, hunting and working out

Favorite food: Fried shrimp

Favorite vacation spot: New Orleans

Favorite movie: *Harlem Nights*

What's the one thing you couldn't live without: Family



HAKEEM NICKS

Wide Receiver 6-1 208 North Carolina

NFL Exp: 6 (1st Year with Colts)

How Acquired: UFA – 2014 (NYG)

Born: 1/14/88

GP/GS (Postseason): 70/59 (4/4)

14

CAREER TRANSACTIONS:

- Signed by the Colts as an unrestricted free agent on March 14, 2014.
- Selected by the New York Giants in the first round (29th overall) of the 2009 NFL Draft.

PRO CAREER:

- His 27 touchdown receptions place him in a five-way tie for 11th place in Giants history.
- Was named NFL Offensive Rookie of the Month for October of 2009.
- Has caught four postseason touchdowns, which ranks second in Giants history.
- Posted a career-high 11 touchdown receptions in 2010, which is fifth-best in Giants history.
- Tallied 444 postseason receiving yards en route to the Giants 2011 Super Bowl XLVI victory. The total is good for the second-most all-time.

2013 (GIANTS):

- Started all 15 games in which he participated, accumulating 896 yards on 56 receptions with a team-high average of 16.0 yards per reception.

NICKS SINGLE-GAME HIGHS

Rec: 12 at HOU (10/10/10)

Yards: 199 vs. TB (9/16/12)

TDs: 3 vs. CAR (9/12/10)

LG: 68t vs. PHI (12/13/09)

- Produced three 100-yard receiving games, giving him 16 total for his career.
- Recorded four catches for 114 yards, with a long of 57 yards in a Week 1 loss at Dallas (9/8). Was part of the first trio in Giants history to have more than 100 receiving yards (Victor Cruz 118, Nicks 114, Rueben Randle 101) in the same game.
- Tallied a season-high 142 yards on nine receptions against Philadelphia (10/6). Both totals were game-highs.
- Passed Bob Tucker for ninth on the Giants all-time receiving yards list with 4,380 total yards in a Week 12 win against Washington (12/1). Finished the game with two catches for 34 yards.
- Posted 135 yards on five receptions in a Week 13 loss to San Diego (12/8). Averaged a game-high 27.0 yards per reception.

2012 (GIANTS):

- Played in 13 games with 11 starts and caught 53 passes for 692 yards (13.1 avg.) a long reception of 50 yards and three touchdowns.
- Named NFC Offensive Player of the Week for his 10-catch 199-yard performance against Tampa Bay (9/16). Also caught one touchdown pass. The 199 yards were the sixth-highest total in franchise history and the most by a Giants receiver since Plaxico Burress had 204 yards in 2005.
- Caught nine passes for 75 yards at Cincinnati (11/11).
- Scored a touchdown against Green Bay (11/25) to go along with 77 yards on five receptions.
- Amassed 67 yards and a touchdown on four receptions against New Orleans (12/9).
- When he didn't catch a pass against Baltimore (12/23), it ended his streak of catching at least one pass in 53 consecutive games in which he had played.

2011 (GIANTS):

- Started all 15 regular season games and four postseason games in which he played.
- Finished second on the team with 76 catches for a career-high 1,192 yards while adding seven touchdowns. The 76 catches tied for the fifth-highest total in Giants history.
- Became third receiver in Giants history with at least two consecutive 1,000-yard seasons, joining Del Shofner (1961-63) and Amani Toomer (1999-2001).
- Teamed with Victor Cruz (1,536) to give Giants two 1,000-yard receivers for the first time in franchise history.
- Led the Giants in all three major receiving categories in the postseason, including catches (28), yards (444), and touchdowns (four). The 28 catches were the highest total by a Giant in a single postseason.
- Averaged 15.9 yards-per-catch in the postseason, the highest ever by a Giant with at least 15 receptions.
- Opened the season with seven catches for 122 yards at Washington (9/11).
- Scored his first touchdown of the season on a three-yard pass from Eli Manning against St. Louis (9/19).
- Caught 10 passes for 162 yards, including the game-winning 29-yard touchdown with 2:39 remaining at Arizona (10/2).
- Totaled two touchdown receptions to go along with 88 yards on seven catches against Green Bay (12/14).
- Reached a season-high 163 yards at Dallas (12/11) off of eight catches.
- Amassed 76 yards and a touchdown on five catches in the Giants NFC East-clinching victory over Dallas (11/12).
- Had six receptions for 115 yards, including touchdowns of four and 72 yards, in an NFC Wild Card Game against Atlanta (1/8/12). His 100-yard game was the first by a Giants receiver in the postseason since the 2007 NFC Championship Game when Plaxico Burress had 151 yards on 11 catches. The 72-yard touchdown reception is tied for the longest postseason play in Giants history.
- Caught seven passes for 175 yards and two touchdowns in the NFC Divisional Playoff Game at Green Bay (1/15/12). The 165 receiving yards are the second highest total by a Giant in a postseason game, trailing only Bob Schnelker with 175 yards in 1959. Averaged 23.5 yards-per-catch, which was the highest ever by a Giant with more than four receptions in a postseason game.
- Caught 10 passes for 109 yards against New England (2/5/12) in a Super Bowl XLVI victory. Both totals are Giants Super Bowl records.

2010 (GIANTS):

- Had team-high totals of 79 receptions and 1,052 yards. The 79 receptions were good enough for seventh in the NFC and 12th in the NFL. The totals are also good enough for third all-time in Giants history.
- Became the 10th player in Giants history with 1,000 receiving yards in a season.
- Totaled 11 touchdown receptions, tying Del Shofner (1961) for third-highest total in Giants history.
- Became the first Giants receiver to hit double-digit touchdown receptions since Plaxico Burress in 2007.
- Caught three touchdown passes in a Week 1 win over Carolina (9/12), the first multiple-touchdown game of his career. Finished with four catches for 75 yards.
- Caught a touchdown pass in loss to Indianapolis (9/19) to go with two catches for 38 yards.
- Recorded 12 receptions at Houston (10/10), which tied the Giants record for catches in a game by a wide receiver. He also caught two touchdown passes to go along with 130 yards.
- Returned a punt for the second time in his career with a 14-yard return against Green Bay (12/26).



2009 (GIANTS):

- Caught six touchdown passes, the most by a Giants rookie since Bobby Johnson in 1984.
- Amassed 790 yards on 47 catches, both good for the third highest totals from a Giants rookie.
- Was named NFL Offensive Rookie of the Month for October 2009.
- His 790 receiving yards tied for the most among NFL rookies.
- Scored a touchdown in four consecutive games, becoming the first Giants rookie to do so since Bob Gaiters in 1961, and the first NFL rookie to do so since Buffalo's Lee Evans in 2004.
- Recorded his first NFL catch against Washington (9/13) on an 11-yard screen pass. He finished the game with two receptions for 18 yards.
- Caught his first NFL touchdown against Kansas City (10/4). The touchdown came on 54-yard screen pass.
- Tallied the first 100-yard receiving game of his career against New Orleans (10/18). He finished the game with 114 yards on five receptions.
- Achieved his second 100-yard receiving game against Philadelphia (12/13). He finished the game with four receptions for 110 yards.

COLLEGE:

- Was a First Team All-ACC selection in 2008 as a junior at North Carolina.
- Caught at least one pass in 26-straight games. Finished his college career with a catch in 35-of-36 career games.
- Has the most career receptions (181) and the most touchdown receptions (21) in UNC school history. His 181 receptions are good enough for 13th all-time in Atlantic Coast Conference history.
- Started all 36 games he played for at UNC and led the team in receptions in each of his three seasons.
- Was the first UNC underclassman to declare for the NFL draft since defensive end Julius Peppers (2001).
- Was the first player in UNC history to gain over 1,000 receiving yards in a season with 1,222 yards on 68 catches in 2008.
- Had 217 receiving yards in the Meineke Car Care Bowl, good for the second-most all-time.

PERSONAL:

- Attended Independence High School in Charlotte, N.C. where he was ranked as the eighth-best player in North Carolina and the 22nd-best wide receiver in the country by *SuperPrep* as a senior.
- Named MVP of the Class 4-AA state championship game after leading Independence (15-0) to a 38-19 win over New Bern with eight catches for 205 yards and two touchdowns.
- Was undefeated throughout his high school career.
- Was the North Carolina AP All-State and *Charlotte Observer* Offensive Player of the Year.
- Rated as the fourth-best North Carolina prospect by *Rivals.com*.
- Played on North Carolina's Shrine Bowl team where he caught three passes for 42 yards and a touchdown.
- Named the 2013 Giants Hometown Hero by the United Way of New York City for his outstanding commitment to the community.
- Hosted a charity dinner benefiting Helping Hands charity.
- Majored in general studies.
- A native of Philadelphia.

CAREER REGULAR SEASON STATISTICS

Year	GP/GS	No.	RECEIVING				RUSHING				
			Yards	Avg.	LG	TD	No.	Yards	Avg.	LG	TD
2013 NYG	15/15	56	896	16.0	57	0	0	0	0.0	0	0
2012 NYG	13/11	53	692	13.1	50	3	0	0	0.0	0	0
2011 NYG	15/15	76	1,192	15.7	68	7	0	0	0.0	0	0
2010 NYG	13/12	79	1,052	13.3	46t	11	0	0	0.0	0	0
2009 NYG	14/6	47	790	16.8	68t	6	2	8	4.0	9	0
TOTAL	70/59	311	4,622	14.9	68t	27	2	8	4.0	9	0

CAREER POSTSEASON STATISTICS

Year	GP/GS	No.	RECEIVING				RUSHING				
			Yards	Avg.	LG	TD	No.	Yards	Avg.	LG	TD
2011 NYG	4/4	28	444	15.9	72t	4	0	0	0.0	0	0
TOTAL	4/4	28	444	15.9	72t	4	0	0	0.0	0	0

ADDITIONAL STATISTICS: Two kickoff returns for 30 yards (15.0 avg.) and a long return of 16 yards.

DID YOU KNOW: Wide receiver Hakeem Nicks set New York Giants Super Bowl records with 10 catches and 109 receiving yards in a Super Bowl XLVI victory against the New England Patriots.



XAVIER NIXON

Tackle 6-6 330 Florida

NFL Exp: 2 (2nd Year with Colts)

How Acquired: FA – 2013

Born: 9/17/90

GP/GS (Postseason): 4/1 (2/0)



71

CAREER TRANSACTIONS:

- Signed to the Colts active roster from the practice squad on December 3, 2013.
- Signed to the Colts practice squad on October 29, 2013.
- Waived by the Colts on October 28, 2013.
- Signed by the Colts from the Washington Redskins practice squad on September 24, 2013.
- Signed to the Redskins practice squad on September 1, 2013.
- Waived by Washington on August 31, 2013.
- Originally signed by the Redskins as an undrafted free agent on May 2, 2013.

2013 (REDSKINS/COLTS):

- Spent the first three weeks of the regular season on the Washington practice squad.
- Was signed by the Colts to the active roster from the Redskins practice squad on September 24, 2013.
- Competed on the offensive line in his first career NFL contest during a Week 14 loss at Cincinnati (12/8). Assisted the Colts offense in totaling 389 net yards and blocked for quarterback Andrew Luck who threw for 326 yards and four touchdowns.
- In a Week 15 victory against Houston (12/15), filled in at right guard for an injured Joe Reitz and was part of an offensive line that opened rushing lanes for the Colts to total 152 yards. Also provided time for quarterback Andrew Luck to throw for 180 yards and two touchdowns.
- Made his first career NFL start filling in for an injured Hugh Thornton at left guard in a Week 16 victory at Kansas City (12/22). Opened lanes for the Colts to total 135 rushing yards, the team's 10th 100-plus-yard performance of the season. Also blocked for quarterback Andrew Luck to throw for 241 yards and one touchdown.
- Was part of an offensive line that helped the Colts tally 379 yards of total net offense in a Week 17 victory against Jacksonville (12/29). Also saw action on special teams.
- Was active, but did not participate in the team's Wild Card Playoff win against Kansas City (1/4/14).
- Competed in his first career postseason contest, seeing action on special teams during the Colts' Divisional Playoff loss at New England (1/11/14).

COLLEGE:

- Appeared in 46 games (33 starts) on the offensive line at the University of Florida.
- As a senior in 2012, earned All-SEC honors after playing 11 games with eight consecutive starts at left tackle.
- In 2011, started nine games at left tackle and helped lead the Gators to a victory over Ohio State in the TaxSlayer.com Gator Bowl.
- In 2010, appeared in 12 games with eight starts at right tackle.
- In 2009, was a member of an offense that was ranked No. 3 in the nation in yards per carry (5.59), yards per play (6.97) and total yards (6,410).
- Earned freshman All-America recognition from *CollegeFootballNews.com* and a selection to the SEC All-Freshman team.
- Became the first true freshman to start at left tackle since Reggie Green in 1992 for Florida.

PERSONAL:

- Attended Jack Britt High School in Fayetteville, N.C. and helped lead his team to the Class 4-AA state championship game as a senior.
- Played on the offensive line and collected 50 tackles on defense.
- Was named the High School Maxwell Award winner among offensive linemen and earned all-state first-team honors.
- In 2008, was a First Team All-America choice by EA Sports and *Parade Magazine*.
- Was selected as the Cape Fear Region Player of the Year and was the North Carolina ESPN Rise Gatorade Football Player of the Year.
- Was named a four-star recruit, the No. 3 offensive lineman and the No. 2 player from North Carolina according to *Rivals.com*.



- Played in the U.S. Army All-American Bowl.
- In 2007 was an Associated Press All-State selection.
- Volunteered at the team's Million Meal Marathon.
- A native of Fayetteville, N.C.

CAREER GP/GS (POSTSEASON):

2013 WAS/IND: 4/1 (2/0)

TOTAL: 4/1 (2/0)

XAVIER NIXON QUICK HITS

Favorite team and/or athlete outside of football: Miami Heat and Dwyane Wade

Favorite musician and/or song: "Moment of Clarity" by Jay-Z

Hobbies outside of football: Basketball

Favorite food: Baked chicken

Favorite vacation spot: New Orleans

If you could have lunch with three people, living or dead, who would they be: Michael Jordan, Redd Foxx and Richard Pryor

Favorite movie: *Goodfellas*

What's the one thing you couldn't live without: Music


ADMINISTRATION

COACHING
STAFFFOOTBALL
OPERATIONSBUSINESS
OPERATIONS

PLAYERS

2013 SEASON
IN REVIEWCOLTS
HISTORY

RECORDS

COLTS IN THE
COMMUNITY

MATT OVERTON

Long Snapper 6-1 241 Western Washington

NFL Exp: 3 (3rd Year with Colts)

How Acquired: FA – 2012

Born: 7/6/85

GP/GS (Postseason): 32/0 (3/0)

45

CAREER TRANSACTIONS:

- Signed as a free agent by the Colts on April 2, 2012.
- Signed by the Omaha Nighthawks of the United Football League in 2010.
- Released by the Seattle Seahawks prior to the start of the 2010 regular season.
- Signed by Seattle as a free agent on February 10, 2010.
- Signed by the Florida Tuskers of the UFL in 2009.
- Signed by the Tri-Cities Fever of the af2 in 2008.
- Released by the Seahawks prior to the start of the 2007 regular season.
- Originally signed by Seattle as an undrafted free agent in 2007.

PRO CAREER:

- Was selected to his first Pro Bowl at the conclusion of the 2013 season.
- Has competed in all 32 games he has played in for the Colts.

2013 (COLTS):

- Competed in all 16 games and served as the long snapper for punter Pat McAfee who averaged 46.0 yards per punt and kicker Adam Vinatieri who converted 35-of-40 field goals and all 34 extra point attempts. Also added five special teams tackles.
- Named to the Pro Bowl for the first time in his career.
- Handled snapping duties for Colts kicker Adam Vinatieri to convert 2-of-3 field goal attempts and two extra points against Miami (9/15) in Week 2. Also snapped to punter Pat McAfee who totaled a 51.5 average and a long punt of 60 yards on four kicks.
- In a Week 3 victory at San Francisco (9/22), handled snapping duties for kicker Adam Vinatieri to convert 2-of-3 field goals (41 and 43 yards) while adding three extra points. Also snapped for punter Pat McAfee to average 48.0 yards per punt on four kicks while pinning three punts inside the 20-yard line.
- Snapped for kicker Adam Vinatieri who converted all three of his field goal attempts in a Week 6 loss at San Diego (10/14). Vinatieri split the uprights from 30, 50 and 51 yards. Also handled snapping duties for punter Pat McAfee to average 40.6 yards on five kicks, including two which were pinned inside the 20-yard line.



- Assisted punter Pat McAfee in setting a franchise record with six punts placed inside the 20-yard line while averaging 48.9 yards per kick in a Week 7 win against Denver (10/20). Also handled snapping duties for kicker Adam Vinatieri to split the uprights on all three of his field goals and all four extra points.
- Handled snapping duties for kicker Adam Vinatieri to split the uprights on all three field goals and all three extra points in a Week 11 victory at Tennessee (11/14). Also snapped for punter Pat McAfee who finished with three punts for a 37.0 average.
- In a Week 13 victory against Tennessee (12/1), handled long snapping duties for kicker Adam Vinatieri's five field goals and one extra point. Also snapped for punter Pat McAfee who netted five punts for a 45.4 average. Contributed with one special teams tackle.
- Handled snapping duties for kicker Adam Vinatieri to split the uprights on 3-of-4 field goal attempts and two extra points in a Week 16 victory at Kansas City (12/22). Also snapped for punter Pat McAfee who logged four kicks for a 50.3 average.
- In a Week 17 win against Jacksonville (12/29), snapped for kicker Adam Vinatieri who converted 3-of-3 field goals and three PATs for 12 points. Vinatieri surpassed 2,000 career points as well as moving into fifth place on the NFL's all-time scoring list. Also handled snapping duties for punter Pat McAfee who averaged 47.4 yards on five punts while setting a franchise record with his 27th punt pinned inside the 20-yard line.
- Handled snapping duties during the team's Wild Card victory against Kansas City (1/4/14). Snapped for kicker Adam Vinatieri to convert one field goal and six extra points. Also snapped for punter Pat McAfee to record one punt for 51 yards.
- During the team's Divisional Playoff loss at New England (1/11/14), handled snapping duties for kicker Adam Vinatieri to convert 2-of-2 field goals and two extra points. Also snapped for punter Pat McAfee, who logged a 51.8 average on five punts. Contributed with one tackle on special teams.

2012 (COLTS):

- Appeared in all 16 games and finished third on the team with nine special teams tackles (six solo).
- Snapped for kicker Adam Vinatieri to convert 26-of-33 field goals and all 37 extra point attempts.
- Snapped for punter Pat McAfee to set franchise single-season records in gross punting average (48.2), net punting average (40.3), punts inside the 20 (26) and 50.0-yard gross average games (five).
- In his first career playoff game, handled snapping duties for punter Pat McAfee to average 48.5 yards per punt, which included a long kick of 53 yards at Baltimore (1/6/13). Also snapped for kicker Adam Vinatieri to convert three-of-four field goals accounting for the team's nine points in the loss.

2010 (OMAHA NIGHTHAWKS, UFL):

- As a member of the Omaha Nighthawks, was named to the United Football League's top 10 players list in 2010 earning the recognition as the league's best long snapper.
- Helped the team win three of their first four games as an expansion team in 2010.

2009 (FLORIDA TUSKERS, UFL):

- With the Florida Tuskers, was part of a team that recorded a perfect 6-0 record while reaching the UFL Championship Game.

2008 (TRI-CITIES FEVER, IFL):

- Was part of a Tri-Cities Fever team that won four games and finished fifth in the NC West.

2007:

- Was signed by the Seattle Seahawks as an undrafted free agent, but was released prior to the start of the regular season.

COLLEGE:

- Was a team captain and two-year starter at defensive end and long snapper for Western Washington.
- Finished his collegiate career with 5.0 sacks, 7.5 tackles for loss, one interception, one forced fumble and seven passes defended.
- Attended Diablo Valley College from 2003-04 before transferring to Western Washington.

PERSONAL:

- Attended Tracy (Calif.) High School.
- Was an Honorable Mention San Joaquin Athletic Association All-Star as a senior.
- Started and lettered two years as an offensive guard while serving as a co-captain as a senior.
- Also lettered one year in golf and baseball.
- Founder/President of Pros 2 Youth, a non-profit organization based in his hometown of Tracy, Calif.



- Co-owner of Led By Pros Youth Football Academy in Omaha, Neb. with Maurice Clarett.
- Grandson of Washington State Hall of Fame Football Coach Paul Wallrof.
- Father, Tom Overton, played college football at Cal-State Hayward. Son of Lisa Blair and has two siblings, Stefan and Nicole Overton.
- Has volunteered at several functions, including the United Way Cold Feet Warm Shoes event, Horseshoe Helpings, Million Meal Marathon, Hometown Huddle, Pamper Her Pink Dinner and the Colts annual playground build.
- Makes several visits to patients at Riley Hospital and was a guest at the Race for Riley event.
- Provided a once in a lifetime experience for Riley Hospital children by supplying suite tickets and limo transportation to a Justin Bieber concert in Indianapolis.
- Served as the emcee for the Butler University Dance Marathon, benefitting Riley Hospital.
- Read to students at the Colts Day in Schools event and visited kids at Guion Creek Elementary School and Greenfield Central High School.
- Was a speaker at an NFL PLAY 60 Super School Visit at Brownsburg West Middle School.
- An advocate for the Taco Bell Foundation for teens.
- A morning show personality on 95.5 WFMS The Country Station.
- A native of Tracy, Calif.

CAREER GP/GS (POSTSEASON):

2013 IND: 16/0 (2/0)

2012 IND: 16/0 (1/0)

TOTAL: 32/0 (3/0)

SPECIAL TEAMS TACKLES: 14 (2013 – 5, 2012 – 9)

POSTSEASON SPECIAL TEAMS TACKLES: 1 (2013 – 1)

MATT OVERTON QUICK HITS

Favorite team and/or athlete outside of football: Tiger Woods

Favorite musician and/or song: Band – Florida Georgia Line. Song – “Bottoms Up” by Brantley Gilbert

Hobbies outside of football: Going to country concerts, rebuilding my 1972 Chevy C10 pickup, golf, traveling, doing awesome things for deserving people, being in the water and hanging out with my two dogs.

What is something interesting about you that most people may not know: I’m the best karaoke singer in the world.


Favorite food: Taco Bell

Favorite vacation spot: Lake Tahoe, CA

If you could have lunch with three people, living or dead, who would they be: Jesus Christ, Tiger Woods and Carrie Underwood

Favorite movie: *Heavy Weights*

What’s the one thing you couldn’t live without: Family



JERIS PENDLETON

Defensive Tackle 6-2 323 Ashland

NFL Exp: 2 (1st Year with Colts)

How Acquired: FA – 2013

Born: 11/7/83

GP/GS (Postseason): 5/0 (2/0)

61

CAREER TRANSACTIONS:

- Signed to the Colts active roster from the practice squad on December 26, 2013.
- Signed to the Colts practice squad on December 4, 2013.
- Released by the Dallas Cowboys on August 26, 2013.
- Signed by the Cowboys on June 12, 2013.
- Released by the Jacksonville Jaguars on May 22, 2013.
- Selected by the Jaguars in the seventh round (228th overall) of the 2012 NFL Draft.

PENDLETON SINGLE-GAME HIGHS

Tackles:	4 vs. JAX (12/29/13)
Sacks:	0.0
FF:	0
FR:	0

2013 (COLTS):

- Made four tackles (two solo) in one regular season game and saw action in both postseason contests, finishing with four tackles and one special teams stop.
- Competed in his first game as a member of the Colts in a Week 17 victory against Jacksonville (12/29). Finished with four tackles in the contest.
- Participated in his first career postseason contest during the team's Wild Card victory against Kansas City (1/4/14) and compiled two tackles.
- In the team's Divisional Playoff loss at New England (1/11/14), totaled two tackles and added one stop on special teams.

2012 (JAGUARS):

- Appeared in four games and made one solo tackle.
- Made his NFL debut against the New York Jets (12/9), but did not record any tackles.
- Made his first career tackle at Miami (12/16).

COLLEGE:

- Played two seasons at Ashland University, serving as a team captain, and totaled 84 tackles, 11 tackles for loss, 6.0 sacks and three forced fumbles, starting all 22 games.
- As a senior in 2011, earned All-Great Lakes Intercollegiate Athletic Conference first-team honors after tallying 49 tackles, 8.5 tackles for loss, 5.0 sacks and a forced fumble.
- In his first season at Ashland in 2010, started all 11 games and tied for the team lead with two forced fumbles to go along with 35 tackles and 1.0 sack.
- As a sophomore in 2009 at Joliet Junior College, started 10 games and earned All-North Central Community College Conference first-team honors and All-America second-team accolades.
- Was a walk-on at Joliet as a freshman in 2008 and tallied 44 tackles, five tackles for loss and 3.0 sacks.

PERSONAL:

- Played tight end and middle linebacker at Dunbar Vocational Career Academy in Chicago, Ill.
- Was inducted into Dunbar's Hall of Fame in 2011.
- He and his wife, Ashanti, have two sons, Jeris Jr. and Jamere.

CAREER REGULAR SEASON STATISTICS

Year	GP/GS	Solo	Asst.	Total	Sacks	PD	FF	FR	INT	Yds	Avg.	LG	TD
2013 IND	1/0	2	2	4	0.0	0	0	0	0	0	0.0	0	0
2012 JAC	4/0	1	0	1	0.0	0	0	0	0	0	0.0	0	0
TOTAL	5/0	3	2	5	0.0	0	0	0	0	0	0.0	0	0

CAREER POSTSEASON STATISTICS

Year	GP/GS	Solo	Asst.	Total	Sacks	PD	FF	FR	INT	Yds	Avg.	LG	TD
2013 IND	2/0	2	2	4	0.0	0	0	0	0	0	0.0	0	0
TOTAL	2/0	2	2	4	0.0	0	0	0	0	0	0.0	0	0

POSTSEASON SPECIAL TEAMS TACKLES: 1 (2013 – 1)

JERIS PENDLETON QUICK HITS
Favorite team and/or athlete outside of football: Michael Jordan

Hobbies outside of football: Fishing and fun events with my boys.

What is something interesting about you that most people may not know: I have two boys, ages 10 and seven. I took six years off before going back to college to play ball.

Favorite food: Steak

If you could have lunch with anybody, living or dead, who would they be: Grandfather (Aaron Walker), cousin (Lorenzo Beasley) and my parents (Jerise and Dennis Pendleton).

Favorite movie: *Lone Survivor*
What's the one thing you couldn't live without: My family



SHELDON PRICE

Cornerback 6-2 198 UCLA

NFL Exp: 1 (1st Year with Colts)

How Acquired: FA – 2013

Born: 3/26/91

GP/GS (Postseason): 0/0 (0/0)

40

CAREER TRANSACTIONS:

- Signed to the Colts active roster from the practice squad on December 26, 2013.
- Signed to the Colts practice squad on September 1, 2013.
- Waived by the Colts on August 31, 2013.
- Signed by the Colts as an undrafted free agent on April 30, 2013.

PRICE SINGLE-GAME HIGHS

Tackles: N/A
Int: N/A
PD: N/A

2013 (COLTS):

- Was listed as inactive for a Week 17 victory against Jacksonville (12/29).
- Listed as inactive for the team's Wild Card Playoff contest against Kansas City (1/4/14).
- Was inactive for the team's Divisional Playoff loss at New England (1/11/14).

COLLEGE:

- Completed in 47 collegiate games (45 starts) at UCLA and totaled 157 tackles (123 solo), five interceptions, two forced fumbles and 21 passes defended.
- Participated in the 2013 East-West Shrine Game.
- As a senior in 2012, tied for the team lead with four interceptions while contributing with 37 tackles and five passes defended.
- Tied the school record for interceptions in a game with three against Houston in 2012.
- As a junior, notched 47 tackles, one interception and two forced fumbles to go along with seven passes defended.
- In his first two seasons with the Bruins, combined to record 73 tackles and nine passes defended.

PERSONAL:

- Attended Bishop Amat High School in La Puente, Calif. and lettered three seasons as a cornerback.
- Was rated as the No. 21 California prospect by *Rivals.com*.
- Was a *PrepStar* All-America selection and was rated as the No. 24 cornerback nationally by Tom Lemming.
- As a senior, recorded 42 tackles, 12 passes defended and one interception in 11 games while returning a blocked field goal for a touchdown.
- Was named an All-Serra League first-team selection as well as garnering All-San Gabriel Valley and All-CIF honors as a senior.
- Earned four letters in track and field and won the 2009 CIF-SS Division III long jump.
- Volunteered at the NFL PLAY 60 Challenge Launch Party as well as the team's annual playground build.
- Served as a reader for the Colts Day in Schools event.
- Participated in the Colts Rookie Community Blitz at Chase Legacy Center.
- Father, Dennis, was a 1988 NFL Draft selection by the Los Angeles Raiders.
- Born in Long Beach, Calif.

CAREER REGULAR SEASON STATISTICS

Year	GP/GS	Solo	Asst.	Total	Sacks	PD	FF	FR	INT	Yds	Avg.	LG	TD
2013 IND	0/0	0	0	0	0.0	0	0	0	0	0	0.0	0	0
TOTAL	0/0	0	0	0	0.0	0	0	0	0	0	0.0	0	0

CAREER POSTSEASON STATISTICS

Year	GP/GS	Solo	Asst.	Total	Sacks	PD	FF	FR	INT	Yds	Avg.	LG	TD
2013 IND	0/0	0	0	0	0.0	0	0	0	0	0	0.0	0	0
TOTAL	0/0	0	0	0	0.0	0	0	0	0	0	0.0	0	0

Did You Know: Cornerback Sheldon Price shares a UCLA bond with many family members. His sister, Kylie, is an All-America long jumper on the Bruins women's track and field team. Both parents graduated from UCLA and his father, Dennis, played football (1984-87) and was selected in the fifth round of the 1988 NFL Draft by the Oakland Raiders. Sheldon's grandfather, Bill Ellis, played basketball for legendary head coach John Wooden.



CHRIS RAINEY

Running Back 5-9 181 Florida

NFL Exp: 3 (2nd Year with Colts)

How Acquired: FA – 2013

Born: 3/2/88

GP/GS (Postseason): 18/0 (0/0)



25

CAREER TRANSACTIONS:

- Signed by the Colts as a free agent on November 20, 2013.
- Waived by the Pittsburgh Steelers on January 10, 2013.
- Originally selected by the Steelers in the fifth round (159th overall) of the 2012 NFL Draft.

RAINEY SINGLE-GAME HIGHS

Att:	5 at CLE (11/25/12)
Yards:	26 vs. WAS (10/28/12)
TDs:	1, two times (Last: at CLE 11/25/12)
LG:	19 vs. WAS (10/28/12)

2013 (COLTS):

- In two games, returned four punts for 29 yards (7.3 avg.) and contributed with six kickoff returns for 131 yards (21.8 avg.).
- Saw action in his first game as a member of the Colts during a Week 13 win against Tennessee (12/1) and finished with three punt returns for 29 yards (9.7 avg.) and two kickoff returns for 45 yards (22.5 avg.). In the first quarter, returned his first punt 18 yards for a career-long. The Colts tallied a field goal on the ensuing offensive possession.
- Competed at running back and on special teams during a Week 14 loss at Cincinnati (12/8). Returned four kickoffs for 86 yards (21.5 avg.) and was back on punt return, but did not return any kicks.
- Placed on Injured Reserve on December 9, 2013.

2012 (STEELERS):

- Played in all 16 games, totaling 26 rushes for 102 yards and two touchdowns and 14 receptions for 60 yards.
- Returned 39 kickoffs for 1,035 yards (26.5 avg.) and three punts for 16 yards.
- His kickoff return average ranked fifth in the AFC and tied for seventh in the NFL.
- Recorded 97 kickoff return yards, including a 49-yard kickoff return to set up a drive that ended with a field goal at Tennessee (10/11). Also notched his first career special teams tackle.
- Posted his first career rushing touchdown and registered 122 kickoff return yards at Cincinnati (10/21).
- Totaled a career-high 173 yards on five kickoff returns at the New York Giants (11/4), marking the fifth-most kickoff return yards by a Steeler in a single game since 1941. Recorded a 50-yard kickoff return and a career-long 68-yard kickoff return.
- Scored a rushing touchdown at Cleveland (11/25).
- Registered 113 kickoff return yards against San Diego (12/9).

COLLEGE:

- Started 19-of-52 games at Florida and ranked ninth in school history with 2,464 yards rushing, carrying the ball 396 times for a 6.2-yard average and 13 touchdowns.
- Caught 69 passes for 795 yards and six touchdowns.
- Totaled 128 points and 21 touchdowns.
- Returned 26 punts for 235 yards (9.0 avg.) and two touchdowns.
- Tallied 454 yards on 18 kickoff returns (25.2 avg.).
- Set a school and Southeastern Conference record with six career blocked punts.
- Collected 3,948 all-purpose yards, an average of 75.9 yards per game.
- Became the first Florida player to record a rushing, receiving and return touchdown in a single game, accomplishing the feat against Florida Atlantic in the 2011 season opener.
- His 76-yard run from scrimmage against Charleston Southern in 2009 and 75-yarder against Arkansas in 2008 rank seventh and eighth, respectively, on the school's longest carries chart.
- His 83-yard reception against Tennessee in 2011 was the fifth-longest catch in Florida annals.
- As a senior in 2011, started 10-of-12 games he appeared in and led the team with a career-high 861 yards and two touchdowns on 171 carries. Also led the Gators with a career-best 31 receptions for 381 yards and two touchdowns.
- Returned 12 punts for 106 yards and one touchdown, adding 103 yards on four kickoff returns.



- Had a team-high 1,451 all-purpose yards, ranking third in the SEC with an average of 120.9 yards per game.
- Became the first Gator since 2003 to reel off three consecutive 100-yard rushing performances.
- As a junior in 2010, appeared in eight games, starting six contests.
- Ranked second on the team with 51 carries for 366 yards and two touchdowns and finished fourth on the team with 25 receptions for 216 yards and three touchdowns.
- Gained 67 yards on nine punt returns and 162 yards on seven kickoff returns. Also blocked two punts against Vanderbilt.
- As a sophomore in 2009, appeared in all 14 games (three starts) and ranked third on the team with 89 carries for 575 yards and five touchdowns.
- Caught 10 passes for 161 yards and a touchdown, adding 40 yards on four punt returns, 144 yards on five kickoff returns and 920 total all-purpose yards. Also blocked two punts.
- As a redshirt freshman in 2008, played in all 14 games, tallying 84 rushes for 652 yards and four touchdowns.
- Earned SEC All-Freshman and Freshman All-America honors from *College Football News*.
- As a true freshman in 2007, appeared in four games with one rush for 10 yards, one punt return for 22 yards and one kickoff return of 39 yards.
- Ran track and was an All-America selection on the Gators 4x100 relay team in 2008.
- In 2010, was part of a team that won the NCAA championship in the 4x100 relay, while earning All-America honors following the first place finish.

PERSONAL:

- Attended Lakeland (Fla.) High School.
- Helped lead the team to 45 consecutive victories, three straight Class 5A state championships and back-to-back *USA Today* national championships.
- Chosen as a U.S. Army All-America selection during his senior year, when he broke the school record with 32 touchdowns and 2,478 yards rushing. Of those 32 scores, 15 were of runs of 50 yards-or-more.
- Established another school mark with 326 yards in a single game and was the first player at Lakeland to rush for over 2,000 yards in a season.
- Named an all-state offensive player selection by the Florida Sports Writers Association, all-county by the *Lakeland Ledger*, in addition to garnering the Ledger's 2006 Offensive Player of the Year Award.
- Ended his senior year with career totals of more than 7,000 yards and 90 touchdowns.
- Majored in humanities and letters.
- A native of Lakeland, Fla.

CAREER REGULAR SEASON STATISTICS

Year	GP/GS	No.	Yards	RUSHING			No.	Yards	RECEIVING		
				Avg.	LG	TD			Avg.	LG	TD
2013 IND	2/0	0	0	0.0	0	0	0	0	0.0	0	0
2012 PIT	16/0	26	102	3.9	19	2	14	60	4.3	14	0
TOTAL	18/0	26	102	3.9	19	2	14	60	4.3	14	0

CAREER REGULAR SEASON RETURN STATISTICS

Year	GP/GS	PR	FC	Yards	Avg.	LG	TD	KR	Yards	Avg.	LG	TD
2013 IND	2/0	4	4	29	7.3	18	0	6	131	21.8	27	0
2012 PIT	16/0	3	0	16	5.3	13	0	39	1,035	26.5	68	0
TOTAL	18/0	7	4	45	6.4	18	0	45	1,166	25.9	68	0

CHRIS RAINEY QUICK HITS

Favorite team and/or athlete outside of football: LeBron James

Favorite musician and/or song: "One Way" by Cutie Pie

Hobbies outside of football: Sleeping and basketball

What is something interesting about you that most people may not know: I was born with 12 fingers.

Favorite food: Hamburger Helper

Favorite vacation spot: The couch

If you could have lunch with three people, living or dead, who would they be: Walter Payton, Michael Jordan and Jennifer Lopez

Favorite movie: *Planet of the Apes*

What's the one thing you couldn't live without: God and football



CORY REDDING

Defensive End 6-4 318 Texas

NFL Exp: 12 (3rd Year with Colts)

How Acquired: UFA – 2012 (BAL)

Born: 11/15/80

GP/GS (Postseason): 160/130 (7/6)



CAREER TRANSACTIONS:

- Signed by the Colts as an unrestricted free agent on March 14, 2012.
- Signed by the Baltimore Ravens as an unrestricted free agent on March 22, 2010.
- Traded to the Seattle Seahawks by Detroit along with a fifth round pick on March 14, 2009.
- Originally selected by the Detroit Lions in the third round (66th overall) of the 2003 NFL Draft.

REDDING SINGLE-GAME HIGHS

Tackles:	10, two times (Last: vs. NYG 11/18/07)
Sacks:	2.5 vs. SF (11/24/11)
FF:	1, four times (Last: at DAL 12/31/06)
FR:	1, 11 times (Last: at KC 12/22/13)

PRO CAREER:

- Was the recipient of Indianapolis' 2013 Ed Block Courage Award.
- Was named the Colts Man of the Year in 2012 for his leadership on and off the field.
- Compiled a string of 66 consecutive starts from 2004-08 with Detroit as well as being named a team captain for the Lions in 2006 and 2007.
- Secured a fumble recovery, which he returned 13 yards for a touchdown in Baltimore's Divisional Playoff game at Pittsburgh on January 15, 2011.

2013 (COLTS):

- Started all 15 games he participated in and recorded 39 tackles (27 solo), 4.5 sacks, one fumble recovery and two passes defended. His sack totaled tied for the second-highest total in a single season in his career.
- Was the recipient of the team's Ed Block Courage Award.
- In the regular season opener against Oakland (9/8), finished the game with four tackles (two solo).
- In the team's Week 3 win at San Francisco (9/22), posted four tackles (three solo), one pass defended and split the team's second sack of the game with Robert Mathis when the duo dropped Colin Kaepernick in the fourth quarter. The quarterback takedown marked his 28th career sack.
- In a Week 4 victory at Jacksonville (9/29), compiled four tackles (three solo) and 1.0 sack for a loss of three yards. Was part of a defense that held the Jaguars to three points and 40 net rushing yards.
- Finished with four tackles and 1.0 sack in a Week 6 loss at San Diego (10/14).
- Finished with 1.0 sack in a Week 11 victory at Tennessee (11/14). Sacked Titans quarterback Ryan Fitzpatrick on the first play of the game, which was number 3.5 for the season and the 31st of his career.
- Posted a season-high seven tackles (five solo) and one tackle for loss in the team's Week 13 victory against Tennessee (12/1).
- In a Week 16 victory at Kansas City (12/22), recovered his first fumble of the season and the 11th of his career while adding one tackle and 1.0 sack.
- Started at defensive end during the team's Wild Card Playoff win against Kansas City (1/4/14) and finished with four solo tackles. Contributed with a key tackle on the goal line during a third down, which forced a Chiefs field goal in the first quarter.
- Made one tackle starting at defensive end during the team's Divisional Playoff loss at New England (1/11/14).

2012 (COLTS):

- Started all 14 games he played in and was inactive for two games.
- Totaled 46 tackles (25 solo), four passes defended, 2.0 sacks and one fumble recovery.
- Earned the Colts Man of the Year award for his leadership on and off the field.
- Against Minnesota (9/16), totaled seven tackles, one pass defended and one fumble recovery, the 10th of his career. The recovery led to a 26-yard field goal.
- Against Green Bay (10/7) finished the game with his third career multiple-sack performance (2.0) as well as adding six tackles.
- In a 23-20 victory over Miami (11/4), and finished with six tackles. Part of a defensive line that limited the Dolphins to 84 net rushing yards.



- Collared four tackles and one pass defended at Jacksonville (11/8) while limiting the Jaguars to 37 rushing yards.
- Contributed with four tackles and one tackle for loss in the team's 35-33 win at Detroit (12/2).
- Finished with five tackles and one tackle for loss in the team's loss at Houston (12/16).
- Started at defensive end in the team's AFC Wild Card Playoff loss at Baltimore (1/6/13). Finished first on the defensive line with six tackles (four solo) while adding his first career postseason forced fumble.

2011 (RAVENS):

- In 15 games (11 starts) with the Ravens, tallied 43 tackles (29 solo), 4.5 sacks, one fumble recovery and two passes defended.
- His sack total was the second-highest for a single season behind his career-high of 8.0 set in 2006.
- Part of a Ravens defense that finished third in the league in total defense (288.9), second against the run (92.6) and fourth against the pass (196.3).
- Compiled two tackles, 1.0 sack and one pass defended at St. Louis (9/25).
- Totaled five tackles and a single-game career-high 2.5 sacks against San Francisco (11/24).
- Notched five tackles and 1.0 sack against Indianapolis (12/11).

2010 (RAVENS):

- Competed in 15 games (11 starts) with Baltimore and finished the season with 38 tackles (29 solo), 3.0 sacks, a career-high four passes defended and his first career interception.
- Recorded two solo tackles and 1.0 sack for a defense that allowed just 39 net rushing yards against Denver (10/10).
- Totaled two solo tackles, a career-high two passes defended and his first career interception against New Orleans (12/19). Was part of a defensive unit that held the Saints to 27 total rushing yards.
- Posted two tackles, half of a sack and a fumble recovery, which he returned 13 yards for a touchdown in the team's AFC Divisional Playoff game at Pittsburgh (1/15/11).

2009 (SEAHAWKS):

- With Seattle, saw action in 15 games with three starts and totaled 20 tackles (18 solo), 2.0 sacks and tied a career-high with two fumble recoveries.
- Registered two tackles and one fumble recovery against Jacksonville (10/11).
- Contributed with 1.0 sack and two solo stops at Minnesota (11/22).
- Notched two solo tackles and 1.0 sack at St. Louis (11/29).

2008 (LIONS):

- In his last season with Detroit, started 12-of-13 games and netted 66 tackles (42 solo) and 3.0 sacks before being placed on Injured Reserve with a knee injury on December 12.
- Recorded a season-high eight tackles (four solo) and half of a sack at Minnesota (10/12).
- Garnered six tackles (five solo) and 1.0 sack at Houston (10/19).
- Posted seven tackles (four solo) and half of a sack against Washington (10/26).

2007 (LIONS):

- Started all 16 games with the Lions and totaled a career-high 78 tackles (47 solo), 1.0 sack, one pass defended and two fumble recoveries.
- Established a career-high with 10 stops (eight solo) against Minnesota (9/16).
- Tied a career-high with 10 tackles (eight solo) vs. the New York Giants (11/18).
- Tallied seven tackles (five solo) and 1.0 sack against Kansas City (12/23).

2006 (LIONS):

- Started all 16 games with Detroit and recorded 70 tackles, a career-high 8.0 sacks, two forced fumbles, one fumble recovery and one pass defended.
- Finished with five tackles and 1.0 sack against Buffalo (10/15).
- Posted five tackles (three solo), a career-high 2.0 sacks and one forced fumble against San Francisco (11/12).
- Netted six tackles, 1.0 sack and one forced fumble in the season finale at Dallas (12/31).

2005 (LIONS):

- Started all 16 games and totaled 42 tackles (29 solo), 1.0 sack, one forced fumble and one fumble recovery.
- Collected four tackles (three solo) at Tampa Bay (10/2).
- Registered five solo stops and 1.0 sack against Chicago (10/30).
- Finished with four tackles (three solo) against Atlanta (11/24).

2004 (LIONS):

- Started all 16 games and collared 41 tackles (37 solo), 3.0 sacks and two fumble recoveries.
- Recorded one tackle and 1.0 sack at the New York Giants (10/24).
- Compiled five tackles (four solo) at Jacksonville (11/14).
- Posted two solo tackles and 1.0 sack against Minnesota (12/19).

2003 (LIONS):

- Competed in nine games during his rookie season and finished the year with nine tackles (eight solo) and one pass defended.
- Participated in his first career NFL game, posting one solo tackle against Minnesota (9/21).
- Netted two tackles at Seattle (11/16).
- Recorded a season-high four tackles (three solo) and his first career pass defended at Kansas City (12/14).

COLLEGE:

- A two-time First Team All-Big 12 Conference selection as a junior and senior (2001-02) at Texas.
- Competed in every game, including a string of 35 consecutive starts and finished his collegiate career with 201 tackles (123 solo), 21.0 sacks, 53 tackles for loss, one interception, six passes defended, six forced fumbles and three fumble recoveries.
- Was one-of-four finalists for the Lombardi Award and inaugural Hendricks Award. Was on the Nagurski Award watch list as a senior.
- Named an Honorable Mention All-Big 12 selection as a sophomore.

PERSONAL:

- Attended North Shore High School in Galena Park, Texas and was named *USA Today's* National Defensive Player of the Year and consensus All-America as a senior.
- In his final prep season, recorded 215 tackles (103 solo), 15.0 sacks, 22 tackles for loss, six forced fumbles, five fumble recoveries and four interceptions.
- Was named the nation's top linebacker by *Parade* and earned First Team Associated Press All-State and Texas Sports Writers Association honors.
- Named the Texas Class 5A Defensive Player of the Year.
- Won the state Class 5A title in discus as a junior and senior.
- The Cory Redding Foundation is a nonprofit organization dedicated to helping communities and individuals reach for and achieve success. The foundation's website is www.coryreddingfoundation.org.
- The Cory and Priscilla Redding Family Scholarship benefits in perpetuity the College of Education at the University of Texas at Austin.
- Annually hosts a non-contact football camp in Houston for 300-plus youth and, through sponsorship, is able to provide charitable grants to worthy nonprofit organizations.
- Was a volunteer at the team's Million Meal Marathon, the NFL PLAY 60 Challenge Launch Party and the team's annual playground build.
- Serves as a Colts Community Ticket Block Sponsor, donating tickets to the Indiana Lighthouse Charter School.
- Assisted Ronald McDonald House with the Redding Foundation Room Reveal.
- Was a celebrity putter at the Dayspring Center 5th Annual Mini-Golf Classic.
- Served as a host for a holiday gift giving event assisting Trinity House.
- Assisted Meals on Wheels as part of the Cory Redding Foundation.
- Was a guest speaker at the Indiana Repertory Theater in honor of Black History Month.
- Born in Houston.

CAREER REGULAR SEASON STATISTICS

Year	GP/GS	Solo	Asst.	Total	Sacks	PD	FF	FR	INT	Yds	Avg.	LG	TD
2013 IND	15/15	27	12	39	4.5	2	0	1	0	0	0.0	0	0
2012 IND	14/14	25	21	46	2.0	4	0	1	0	0	0.0	0	0
2011 BAL	15/11	29	14	43	4.5	2	0	1	0	0	0.0	0	0
2010 BAL	15/11	29	9	38	3.0	4	0	0	1	0	0.0	0	0
2009 SEA	15/3	18	2	20	2.0	0	0	2	0	0	0.0	10	0
2008 DET	13/12	42	24	66	3.0	0	0	0	0	0	0.0	0	0
2007 DET	16/16	47	31	78	1.0	1	0	2	0	0	0.0	0	0
2006 DET	16/16	40	30	70	8.0	0	2	1	0	0	0.0	0	0
2005 DET	16/16	29	13	42	1.0	4	1	1	0	0	0.0	0	0
2004 DET	16/16	37	4	41	3.0	0	1	2	0	0	0.0	0	0
2003 DET	9/0	8	1	9	0.0	1	0	0	0	0	0.0	0	0
TOTAL	160/130	331	161	492	32.0	18	4	11	1	0	0.0	10	0




CAREER POSTSEASON STATISTICS

Year	GP/GS	Solo	Asst.	Total	Sacks	PD	FF	FR	INT	Yds	Avg.	LG	TD
2013 IND	2/2	5	0	5	0.0	0	0	0	0	0	0.0	0	0
2012 IND	1/1	4	2	6	0.0	0	1	0	0	0	0.0	0	0
2011 BAL	2/1	3	2	5	0.0	1	0	0	0	0	0.0	0	0
2010 BAL	2/2	0	2	2	0.5	0	0	1	0	0	0.0	0	0
TOTAL	7/6	12	6	18	0.5	1	1	1	0	0	0.0	0	0

ADDITIONAL STATISTICS: Recorded a 13-yard fumble recovery for a touchdown at Pittsburgh in the Divisional Playoffs (1/15/11).

DID YOU KNOW: Along with earning several football accolades at North Shore High School in Galena Park, Texas, defensive end Cory Redding won the state Class 5A title in discus as a junior and senior.



JOE REITZ

Guard 6-7 325 Western Michigan

NFL Exp: 4 (4th Year with Colts)

How Acquired: FA – 2010

Born: 8/24/85

GP/GS (Postseason): 34/20 (0/0)

76

CAREER TRANSACTIONS:

- Elevated to the Colts 53-man roster from the practice squad on January 8, 2011.
- Signed to the Indianapolis practice squad on September 19, 2010.
- Claimed off waivers by the Colts from the Miami Dolphins on September 8, 2010 and was waived on September 15, 2010.
- Claimed off waivers by Miami on September 5, 2010 and was waived on September 7, 2010.
- Signed as a free agent with the Baltimore Ravens on January 19, 2010 and was waived on September 4, 2010.
- Signed to the Ravens practice squad on September 7, 2009.
- Signed as a free agent with Baltimore on January 20, 2009 and was waived on September 5, 2009.
- Signed to the Ravens practice squad on September 3, 2008 and was waived on October 1, 2008.
- Originally signed as an undrafted free agent by Baltimore on May 9, 2008 and was waived on September 2, 2008.

2013 (COLTS):

- Participated in 14 games (three starts) on the offensive line and assisted the Colts in averaging 108.9 rushing yards per game, the team's highest total since 2006.
- Earned a start against San Francisco (9/22) in Week 3 when the Colts opened in a tackle eligible set. Helped the Colts rush for 184 net yards while providing time for quarterback Andrew Luck to throw for 159 yards. Was part of an offensive line that allowed only 1.0 sack in the victory.
- Saw action on the offensive line in a Week 4 victory at Jacksonville (9/29). Assisted a Colts rushing attack that totaled 157 net yards while providing time for quarterback Andrew Luck to total 257 passing yards and two touchdowns.
- Was part of an offensive line that provided time for the Colts to register 317 total net yards in a victory against Seattle (10/6). Also blocked for a rushing attack that recorded 109 net yards, the team's fifth consecutive contest with 100-plus rushing yards.
- Was part of an offensive line that blocked for quarterback Andrew Luck to throw for 228 yards while recording four total touchdowns in the team's Week 7 win against Denver (10/20). Also blocked for a rushing attack that registered 121 yards.
- Participated on an offensive line that assisted the Colts in totaling 406 net yards in a Week 10 loss against St. Louis (11/10). Also blocked for quarterback Andrew Luck who threw for 353 yards.
- Opened rushing lanes for the Colts to generate 137 rushing yards in a win at Tennessee (11/14). Provided time for the Colts offense to record 366 net yards as quarterback Andrew Luck threw for 232 yards while rushing for one touchdown.
- Started at left guard in a Week 14 loss at Cincinnati (12/8). Was part of an offensive line that did not allow a sack and provided time for quarterback Andrew Luck to throw for 326 yards and four touchdowns.

- Made a start at right guard in a Week 15 victory against Houston (12/15), but left the game with a concussion following the opening offensive possession.
- Listed as inactive for the team's Wild Card Playoff victory against Kansas City (1/4/14).
- Was inactive for the team's Divisional Playoff loss at New England (1/11/14).

2012 (COLTS):

- Competed in nine games (eight starts) and was inactive for seven contests.
- Competed in his first game of the season as a reserve on the offensive line at Tennessee (10/28).
- Made his first start of the season at left guard against Miami (11/4) and provided time for quarterback Andrew Luck to set an NFL rookie record for passing yards in a single game (433).
- Started at left guard at New England (11/18) and blocked for a Colts offense to total 448 yards of net offense.
- Started at left guard and assisted the Colts in totaling 459 net yards at Detroit (12/2). Left the game in the second quarter with a head injury.
- Started at left guard and opened rushing lanes for running back Vick Ballard to total a season-high 105 yards in the team's loss at Houston (12/16).
- Blocked for quarterback Andrew Luck to throw for 205 yards and set a new NFL record for passing yards by a rookie in the team's victory at Kansas City (12/23) starting at left guard.
- Listed as inactive for the team's Wild Card Playoff loss at Baltimore (1/6/13).

2011 (COLTS):

- Competed in 11 games (nine starts) while being inactive for another five contests.
- Made his NFL debut at Houston (9/11), starting at left guard.
- Started against Cleveland (9/18) and provided rushing lanes for the Colts to total 110 yards.
- Provided time for quarterback Curtis Painter to establish career highs in passing yards (281), touchdowns (two) and passer rating (99.4) at Tampa Bay (10/3).
- Started at left guard against Tennessee (12/18) and helped open rushing lanes for running back Donald Brown to set a career-high with 161 rushing yards on 16 carries.

2010 (COLTS):

- Was inactive for the season opener at Houston (9/12) and spent the remainder of the regular season on the practice squad.
- Was elevated to the 53-man roster for the team's AFC Wild Card Playoff game against the New York Jets (1/8/11), but was inactive.

2009 (RAVENS):

- Spent the entire season on the Ravens practice squad.

2008 (RAVENS):

- Spent a portion of the season on the Ravens practice squad before being placed on Injured Reserve on October 1.

COLLEGE:

- Was offered a football scholarship, but decided to play basketball at Western Michigan.
- Started 126-of-128 career games and finished third in school history in scoring (1,713 points) and rebounding (939).
- Named a three-time All-MAC and two-time Academic All-America selection.
- Holds a degree in finance.

PERSONAL:

- Attended Hamilton Southeastern High School in Fishers, Ind.
- Was a three-year letterwinner in football and basketball.
- Was the first player in school history to be named an *Indianapolis Star* Indiana All-Star in basketball.
- Earned county player of the year honors and was an all-state choice as a senior.
- Visited Riley Hospital for Children to spread cheer during the holidays.
- Supported the NFL Charities Celebrity Bowling Classic as a part of Super Bowl XLVI.
- Read to students as part of the Colts Day in Schools event and was a reader for Read Across America Week.
- Serves as a Colts Community Ticket Block Sponsor.
- Was a guest speaker for All Pro Dad's Chapter Breakfast at Hazel Dell Elementary School.
- Active in Christian outreach efforts and Indianapolis CYO programs.
- Hosted a Tackling Homelessness Event for Horizon House with his wife, Jill.
- Reitz and his wife, Jill, have one daughter, Juliana, and one son, AJ. They reside in Zionsville, Ind.
- A native of Fishers, Ind.

**CAREER GP/GS (POSTSEASON):**

2013 IND: 14/3 (0/0)
 2012 IND: 9/8 (0/0)
 2011 IND: 11/9
 2010 IND: 0/0 (0/0)
 2009 BAL: 0/0
 2008 BAL: 0/0

TOTAL: 34/20 (0/0)

ADMINISTRATION

COACHING
STAFFFOOTBALL
OPERATIONSBUSINESS
OPERATIONS

PLAYERS

2013 SEASON
IN REVIEWCOLTS
HISTORY

RECORDS

COLTS IN THE
COMMUNITY**JOE REITZ QUICK HITS**

Favorite team and/or athlete outside of football: Cincinnati Reds and Indiana Pacers

Favorite musician and/or song: Anything country

What is something interesting about you that most people may not know: I finished Top 10 (ninth) in a statewide math contest in sixth grade.


Favorite food: Mexican

Favorite vacation spot: The beach

If you could have lunch with three people, living or dead, who would they be: Jesus Christ, George Washington and Julius Caesar

Favorite movie: *Hoosiers*

What's the one thing you couldn't live without: My wife and kids

**TRENT RICHARDSON**

Running Back 5-9 225 Alabama

NFL Exp: 3 (2nd Year with Colts)

How Acquired: T - 2013 (CLE)

Born: 7/10/90

GP/GS (Postseason): 31/25 (2/0)

CAREER TRANSACTIONS:

- Acquired by the Colts in a trade with the Cleveland Browns in exchange for the Colts first round selection in the 2014 NFL Draft on September 18, 2013.
- Selected by the Browns in the first round (third overall) of the 2012 NFL Draft.

RICHARDSON SINGLE-GAME HIGHS

Att:	29 vs. PIT (11/25/12)
Yards:	122 vs. SD (10/28/12)
TDs:	2, two times (Last: vs. WAS 12/16/12)
LG:	32t at CIN (9/16/12)

PRO CAREER:

- As a rookie in 2012, started all 15 games he played in and led the Browns with 950 yards rushing and 11 touchdowns on 267 carries. Also caught 51 passes for 367 yards and a touchdown.
- Set Browns rookie records in rushing yards (950), rushing touchdowns (11), scrimmage yards (1,317) and total touchdowns (12).
- Named to *USA Today's* All-Joe Team in 2012.

2013 (BROWNS/COLTS):

- Started 10-of-16 games he participated in and finished the season with 188 carries for 563 yards and three touchdowns to go along with 35 receptions for 316 yards and one score.
- Spent the first two weeks of the regular season with the Cleveland Browns before joining the Colts in a trade in the third week of the year.
- In the regular season opener against Miami (9/8), rushed for 47 yards on 13 carries and caught two passes for 30 yards.
- Rushed for 58 yards on 18 carries and caught five passes for 21 yards at Baltimore (9/15).
- In a Week 3 victory at San Francisco (9/22), logged 13 carries for 35 yards and one touchdown in his debut with the Colts. His first carry was a one-yard touchdown in the first quarter, which made him the first player in franchise history to score a touchdown on his first rushing attempt with the team since Gordon Brown on October 4, 1987.
- Made his first career start with Indianapolis and scored his second touchdown in as many games on a one-



yard carry in the second quarter at Jacksonville (9/29). The score gave Indianapolis a 17-3 advantage. Finished the game with 20 carries for 60 yards and one score while adding one reception for six yards.

- Led the Colts in rushing with 18 carries for 56 yards in the team's Week 5 victory against Seattle (10/6). Contributed with a long carry of 16 yards and tallied 20 yards on the team's second to last offensive possession to run out the clock in the fourth quarter.
- In a Week 11 victory at Tennessee (11/14), started at running back and registered eight carries for 22 yards while adding five catches for 31 yards. His five receptions tied for the fourth-most in a single game in his career.
- Tallied 20 rushing yards and finished second on the team in receiving with five catches for a career-high 68 yards, including a long reception of 22 yards in a Week 14 loss at Cincinnati (12/8).
- In a Week 15 victory against Houston (12/15), set a season-high and led the Colts in rushing yards (64). Also contributed with four receptions for 38 yards and one touchdown. The score was his first receiving touchdown of the season and the second of his career. Added his longest rush of the season with a 22-yard gain in the fourth quarter.
- In a Week 17 victory against Jacksonville (12/29), recorded eight carries for 25 yards and one touchdown while contributing with two receptions for 17 yards. The touchdown was the team's second in as many possessions to open the contest marking the first time since a Week 1 meeting against the Raiders that Indianapolis scored touchdowns on its opening two drives.
- Participated in his first career postseason game during the team's Wild Card Playoff victory against Kansas City (1/4/14). Totaled one carry for zero yards and a fumble. Also provided protection in the backfield for quarterback Andrew Luck to throw for 443 yards and four touchdowns.
- In the team's Divisional Playoff loss at New England (1/11/14), notched three carries for one yard.

2012 (BROWNS):

- Started all 15 games he played in and led the team with 950 yards rushing and 11 touchdowns on 267 carries. Also caught 51 passes for 367 yards and a touchdown.
- The rushing total ranked 10th in the AFC, topped all AFC rookies and was third among NFL rookies.
- The rushing total set a Browns rookie record, surpassing the previous mark of 942 yards by Jim Brown (1957).
- The reception total ranked second on the team, third among AFC running backs and seventh among NFL running backs.
- The reception total also ranked third among NFL rookies, trailing only Kendall Wright (64) and Justin Blackmon (64).
- Tallied a team-high 54 first downs (36 rushing, 18 receiving), which ranked fourth among all rookies.
- Amassed 1,317 yards from scrimmage, which ranked third among NFL rookies and set a Browns single-season rookie record.
- Tied for second among all NFL rookies in total touchdowns (12), along with Doug Martin, trailing only Alfred Morris (13).
- His 11 rushing touchdowns marked the most ever by a Browns rookie, surpassing the previous mark of nine by Jim Brown in 1957.
- His 12 total scores were the most by a Browns rookie, eclipsing the previous record of 10 set by both Jim Brown and Eric Metcalf (1989).
- His 72 points were the most-ever by a Browns rookie, surpassing the previous mark of 66 by kicker Jerry Kauric (1990).
- Had three 100-yard rushing games, which tied for the most by a Browns rookie, along with William Green (2002).
- Named to *USA Today's* All-Joe Team.
- Registered his first career 100-yard rushing performance and first career touchdowns at Cincinnati (9/16) after rushing for 109 yards and a touchdown and catching four passes for 36 yards and a score. It marked the first time a Browns rookie rushed for 100 yards since Lee Suggs ran for 186 yards against Cincinnati on December 28, 2003. Was voted the Pepsi MAX Rookie of the Week for his performance.
- Over the course of Weeks 2-5, became the first Brown to have a rushing touchdown in four straight games since Peyton Hillis in 2010 and was the first Browns rookie ever to do it.
- Rushed for a career-high 122 yards with a 26-yard touchdown against San Diego (10/28). The rushing total marked the most by a Browns rookie since Lee Suggs ran for 186 yards at Cincinnati on December 28, 2003
- Rushed for 105 yards on 25 attempts and caught a team-high six passes totaling 31 yards against Baltimore (11/4). Joined Jacksonville's Fred Taylor (128 on 9/20/98) as the only rookies to rush for 100 yards against the Ravens.
- Joined Earnest Byner (1984) and Bobby Mitchell (1958) as the only Browns rookies to register consecutive 100-yard rushing games.
- Totaled two rushing touchdowns against Kansas City (12/9) and against Washington (12/16).

COLLEGE:

- Started 15-of-38 career games at the University of Alabama (2009-2011).
- Totaled 3,130 career rushing yards on 540 attempts (5.8 avg.) with 35 rushing touchdowns.



- Added 68 receptions for 730 yards and seven touchdowns.
- Returned 28 kickoffs for 720 yards (25.7 avg.) and one touchdown.
- Ranks among the Crimson Tide career leaders in rushing yards per attempt (second), 100-yard rushing performances (second), rushing touchdowns (third) and rushing yards (fifth).
- Helped the school capture national championships in 2009 and 2011.
- As a junior in 2011, set Alabama single-season records for rushing yards (1,679), rushing touchdowns (21) and all-purpose yards (2,083), while tying a school-best with 144 points and 24 total touchdowns.
- Winner of the Doak Walker award for the nation's top running back and was a Heisman Trophy finalist.
- Named the Southeastern Conference Offensive Player of the Year and earned unanimous First Team All-SEC honors.
- Ranked third on the team with 29 receptions for 338 yards and three touchdowns.
- As a sophomore in 2010, totaled 112 rushing attempts for 700 yards with six touchdowns while adding 23 receptions for 266 yards and four touchdowns.
- As a freshman in 2009, recorded 751 rushing yards on 145 attempts with eight touchdowns and 16 receptions for 126 yards.

PERSONAL:

- Attended Escambia High School in Pensacola, Fla.
- Finished his senior season with 225 carries for 2,090 rushing yards and 26 touchdowns.
- Eclipsed the 400-yard single-game rushing plateau twice, including a school-record 419 yards on 26 carries.
- Also competed in track and captured the state's weightlifting championship (219-pound class).
- Has two daughters (Taliyah and Elevera).
- Majored in general studies.
- A native of Pensacola, Fla.

CAREER REGULAR SEASON STATISTICS

Year	GP/GS	No.	Yards	RUSHING			RECEIVING				
				Avg.	LG	TD	No.	Yards	Avg.	LG	TD
2013 CLE/IND	16/10	188	563	3.0	22	3	35	316	9.0	24	1
2012 CLE	15/15	267	950	3.6	32t	11	51	367	7.2	27	1
TOTAL	31/25	455	1,513	3.3	32t	14	86	683	7.9	27	2

CAREER POSTSEASON STATISTICS

Year	GP/GS	No.	Yards	RUSHING			RECEIVING				
				Avg.	LG	TD	No.	Yards	Avg.	LG	TD
2013 IND	2/0	4	1	0.3	2	0	0	0	0.0	0	0
TOTAL	2/0	4	1	0.3	2	0	0	0	0.0	0	0

DID YOU KNOW: In his first game as a member of the Colts in a 2013 Week 3 meeting at San Francisco, running back Trent Richardson scored a touchdown on his first carry, which made him the first player in franchise history to score on his first rushing attempt with the team since Gordon Brown on October 4, 1987.



DA'RICK ROGERS

Wide Receiver 6-3 215 Tennessee Tech

NFL Exp: 2 (2nd Year with Colts)

How Acquired: FA – 2013

Born: 6/18/91

GP/GS (Postseason): 5/3 (2/0)

16

CAREER TRANSACTIONS:

- Signed from the Colts practice squad to the active roster on November 11, 2013.
- Signed to the Colts practice squad on September 25, 2013.
- Waived by the Colts on September 24, 2013.
- Signed to the active roster from the practice squad on September 19, 2013.

ROGERS SINGLE-GAME HIGHS

Rec: 6 at CIN (12/8/13)
Yards: 107 at CIN (12/8/13)
TDs: 2 at CIN (12/8/13)
LG: 69t at CIN (12/8/13)

- Signed to the Colts practice squad on September 2, 2013.
- Waived by the Buffalo Bills on August 26, 2013.
- Signed by the Bills as an undrafted free agent on April 29, 2013.

2013 (COLTS):

- Competed in five games (three starts) and compiled 14 receptions for 192 yards (13.7 avg.) and two touchdowns. Also contributed with a long reception of 69 yards for a score.
- Competed in his first career NFL contest in a Week 13 meeting against Tennessee (12/1), but did not record a catch.
- In a Week 14 loss at Cincinnati (12/8), led the Colts in receiving with six catches for 107 yards and two touchdowns. Became the first Colts undrafted player to record 100-plus receiving yards and two receiving touchdowns in a single game. Also became the fourth rookie and the first undrafted rookie in the NFL in 2013 to record 100-plus receiving yards and two receiving touchdowns in a single game. Made his first career reception in the second quarter on a seven-yard gain from quarterback Andrew Luck. Scored his first career touchdown on a 69-yard slant pass from Luck in the third quarter to cut Cincinnati's lead to 21-7. Tallied his first career multiple-touchdown game following his two-yard score in the fourth quarter. Along with LaVon Brazill became the sixth Colts pair in franchise history to record two receiving touchdowns apiece in a single game and the first since Marvin Harrison and Brandon Stokley notched three touchdowns each at Detroit on November 25, 2004.
- Made his first career start at wide receiver during a Week 15 victory against Houston (12/15). Totaled two receptions for 23 yards and added one rush for no gain.
- Started his second career game at wide receiver in a Week 16 win at Kansas City (12/22). Caught four passes for 42 yards, including a long catch of 17 yards.
- Participated in his first career postseason contest in a Wild Card Playoff victory against Kansas City (1/4/14). Caught one pass for 46 yards in the third quarter. The catch led to a Colts touchdown on the next play.
- Saw action at wide receiver during the team's Divisional Playoff loss at New England (1/11/14), but did not finish with a catch.

COLLEGE:

- In three collegiate seasons, posted 139 receptions for 2,100 yards and 21 touchdowns in 36 games played.
- Played two seasons at the University of Tennessee (2010-11) before transferring to Tennessee Tech for one year (2012).
- As a junior in 2012, tied the Tennessee Tech single-season record for receiving touchdowns (10), while finishing third in receptions (61) and fourth in receiving yards (893).
- As a sophomore in 2011, started all 12 games and led the Southeastern Conference with 67 receptions for 1,040 yards and ranked second with nine receiving touchdowns.
- Became just the sixth player in Tennessee history to post a 1,000-yard receiving season en route to earning Associated Press First Team All-SEC honors.
- His 5.6 catches per game and 86.7 yards per game both ranked second in the SEC.
- His six 100-yard receiving games tied for the third-most in a single season in Tennessee history, while his 67 catches ranked sixth, 1,040 yards ranked fifth and nine touchdowns tied for seventh.
- Posted three games with multiple touchdowns and two games with career-high 10 catches.
- Had a touchdown catch in five consecutive games, one shy of the school record.
- In 2010, was one-of-seven true freshman on the team to play in all 13 games.
- Ranked fourth on the team with 582 all-purpose yards.
- Caught 11 passes for 167 yards and two touchdowns while rushing 16 times for 117 yards. Also returned 12 kickoffs for 298 yards (24.8 avg.).

PERSONAL:

- Initially attended Darlington School in Rome, Ga. before transferring to Calhoun (Ga.) High School.
- Helped Calhoun reach the Class AA state finals as a junior and senior.
- Became Georgia's all-time single-season receiving yardage leader after finishing with 1,647 yards as a senior.
- Was named to *MaxPreps.com's* Small Schools All-America Team as well as Georgia's "All-Decade Team" for the 2000s.
- Was ranked as the second-best wide receiver and ninth-best overall recruit by *Rivals.com* in 2010.
- Full Name is Da'Rick Jamal Rogers.
- Born in Atlanta.



CAREER REGULAR SEASON STATISTICS

Year	GP/GS	No.	Yards	RECEIVING			TD	RUSHING				
				Avg.	LG			No.	Yards	Avg.	LG	TD
2013 IND	5/3	14	192	13.7	69t		2	1	0	0.0	0	0
TOTAL	5/3	14	192	13.7	69t		2	1	0	0.0	0	0

CAREER POSTSEASON STATISTICS

Year	GP/GS	No.	Yards	RECEIVING			TD	RUSHING				
				Avg.	LG			No.	Yards	Avg.	LG	TD
2013 IND	2/0	1	46	46.0	46		0	0	0	0.0	0	0
TOTAL	2/0	1	46	46.0	46		0	0	0	0.0	0	0

DA'RIK ROGERS QUICK HITS

Favorite team and/or athlete: Matt Milton, wide receiver for the Louisville Cardinals

Favorite food: Steak and shrimp

Favorite movie: *Menace II Society*

What's the one thing you couldn't live without: Music



WESLYE SAUNDERS

Tight End 6-5 261 South Carolina

NFL Exp: 4 (3rd Year with Colts)

How Acquired: FA – 2012

Born: 1/16/89

GP/GS (Postseason): 33/11 (3/1)

47

CAREER TRANSACTIONS:

- Signed by the Colts as a free agent on October 29, 2013.
- Waived by the Colts on July 25, 2013.
- Signed by the Colts as a free agent on October 16, 2012.
- Waived by the Pittsburgh Steelers on October 12, 2012.
- Signed by the Steelers as an undrafted free agent on July 26, 2011.

SAUNDERS SINGLE-GAME HIGHS

Rec:	1, 10 times (Last: vs. JAX 12/29/13)
Yards:	18 vs. JAX (12/29/13)
TDs:	1 at KC (11/27/11)
LG:	18 vs. JAX (12/29/13)

2013 (COLTS):

- Participated in six games (one start) and caught four passes for 46 yards with a long reception of 18 yards. Also tallied one special teams tackle.
- Saw his first action of the season at tight end during the team's Week 11 victory at Tennessee (11/14). Caught one pass for 11 yards in the second quarter.
- Started his first game of the season at tight end in a Week 12 loss at Arizona (11/24). Was targeted twice, but did not finish with a catch.
- Saw action at tight end and caught one pass for 18 yards in a Week 17 victory against Jacksonville (12/29).
- Was listed as inactive for the team's Wild Card Playoff victory against Kansas City (1/4/14).
- Competed at tight end during the team's Divisional Playoff loss at New England (1/11/14), but did not record a catch.

2012 (COLTS):

- Played in 11 games (four starts) and recorded two receptions for 15 yards.
- Competed in his first career game as a member of the Colts against Cleveland (10/21).
- Caught his first pass as a member of the Colts, an 11-yard gain in the fourth quarter, at Tennessee (10/28).
- Started his first game as a member of the Colts at tight end against Miami (11/4).
- Saw action at tight end against Buffalo (11/25) and caught one pass for four yards in the victory.
- Saw action on offense during the team's AFC Wild Card Playoff loss at Baltimore (1/6/13), but did not record a catch.

2011 (STEELERS):

- Played in 16 games (six starts) and caught four passes for 29 yards and a touchdown.



- Caught his first career pass at Indianapolis (9/25).
- Blocked for Steelers rushers to gain 174 yards on the ground vs. Tennessee (10/9).
- Made his first career start at tight end and helped block for Steelers rushers to gain 185 yards on the ground, including running back Rashard Mendenhall's 146 yards and one touchdown against Jacksonville (10/16).
- Started and helped block for the Steelers offense to gain 445 total yards at Arizona (10/23).
- Scored his first career touchdown at Kansas City (11/27).
- Started at tight end in his first career postseason contest in an AFC Wild Card Playoff game at Denver (1/8/12).

COLLEGE:

- Played in 36 games (13 starts) at South Carolina and finished his career with 60 receptions for 718 yards and six touchdowns.
- As a junior in 2009, played in 12 games (10 starts) and was named to the Mackey Award preseason watch list.
- Named an All-SEC selection by Phil Steele.
- Ranked third on the squad with 32 receptions, while logging 353 yards receiving with three touchdowns.
- As a sophomore in 2008, appeared in all 13 games, making three starts. Caught 16 passes for 214 yards and three touchdowns.
- As a freshman in 2007, garnered Freshman All-SEC honors by the *The Sporting News*, was a *Sporting News* Honorable Mention Freshman All-America selection and was a *CollegeFootballNews.com* Third Team Freshman All-America choice.
- Played in 11 games and caught 12 passes for 151 yards.

PERSONAL:

- Played tight end and defensive end for Riverside High School in Durham, N.C.
- Helped the Pirates reach the 4-AA state championship game.
- Finished the season 11-5 after starting the year 3-4.
- Caught 58 passes for 718 yards with seven touchdowns. Also had 242 yards rushing with 10 scores on 32 carries.
- Logged 86 tackles and 8.0 sacks as a defensive end.
- Was a Shrine Bowl participant.
- Was an all-region and all-conference selection as a junior after recording 20 catches for 308 yards and six touchdowns at tight end and 52 tackles, 4.0 sacks, 14 tackles for loss and two forced fumbles at defensive end.
- Participated in the NFL PLAY 60 Super School Visit at Brownsburg West Middle School.
- Served as a reader for Read Across America Week.
- Son of Barry Saunders, a columnist for the *Raleigh News-Observer*.
- A native of Durham, N.C.

CAREER REGULAR SEASON STATISTICS

Year	GP/GS	No.	Yards	RECEIVING			TD	No.	Yards	RUSHING		
				Avg.	LG	TD				Avg.	LG	TD
2013 IND	6/1	4	46	11.5	18	0	0	0	0.0	0	0	
2012 IND	11/4	2	15	7.5	11	0	0	0	0.0	0	0	
2011 PIT	16/6	4	29	7.3	14	1	0	0	0.0	0	0	
TOTAL	33/11	10	90	9.0	18	1	0	0	0.0	0	0	

CAREER POSTSEASON STATISTICS

Year	GP/GS	No.	Yards	RECEIVING			TD	No.	Yards	RUSHING		
				Avg.	LG	TD				Avg.	LG	TD
2013 IND	1/0	0	0	0.0	0	0	0	0	0.0	0	0	
2012 IND	1/0	0	0	0.0	0	0	0	0	0.0	0	0	
2011 PIT	1/1	0	0	0.0	0	0	0	0	0.0	0	0	
TOTAL	3/1	0	0	0.0	0	0	0	0	0.0	0	0	

SPECIAL TEAMS TACKLES: 1 (2013 - 1)



WESLYE SAUNDERS QUICK HITS

Favorite team and/or athlete outside of football: Team - Indiana Pacers. Player – Reggie Miller

Favorite musician and/or song: "Closer To My Dreams" by Drake

Hobbies outside of football: Writing and keeping up with current events.

Favorite food: Eggs

Favorite vacation spot: Scottsdale, AZ

If you could have lunch with three people, living or dead, who would they be: Paul Robeson, John Mackey and Frederick Douglass

Favorite movie: *Sling Blade*

What's the one thing you couldn't live without: My faith



KELVIN SHEPPARD

Inside Linebacker 6-2 252 LSU

NFL Exp: 4 (2nd Year with Colts)

How Acquired: T – 2013 (BUF)

Born: 1/2/88

GP/GS (Postseason): 47/31 (2/2)

53

CAREER TRANSACTIONS:

- Acquired by the Colts in a trade with the Buffalo Bills in exchange for linebacker Jerry Hughes on April 29, 2013.
- Originally selected by the Bills in the third round (68th overall) of the 2011 NFL Draft.

SHEPPARD SINGLE-GAME HIGHS

Tackles:	14 at SD (12/11/11)
Sacks:	1.0, three times (Last: at SD 10/14/13)
FF:	0
FR:	1 at KC (9/11/11)

2013 (COLTS):

- Completed in 15 games (seven starts) and totaled 62 tackles (38 solo), 1.0 sack, one pass defended and three special teams stops.
- Made his first start in a Colts uniform at MIKE linebacker in the team's regular season opener against Oakland (9/8). Finished the game with nine tackles (four solo).
- In a Week 3 victory at San Francisco (9/22), finished with five tackles (two solo) and one pass defended.
- Filled in at linebacker for an injured Jerrell Freeman in a Week 6 loss at San Diego and tallied seven tackles and 1.0 sack. Brought down Philip Rivers in the fourth quarter to force a punt. The sack was his first of the season and the third of his career.
- In a Week 12 loss at Arizona (11/24), saw action at linebacker and finished with six tackles (four solo).
- Made a start at MIKE linebacker in a Week 13 victory against Tennessee (12/1) and finished with six tackles. Also saw action on special teams and logged one stop.
- Started at MIKE linebacker in a Week 14 loss at Cincinnati (12/8) and totaled eight tackles (six solo). Also competed on special teams and finished with one tackle.
- Started at MIKE linebacker in a Week 17 win against Jacksonville (12/29) and finished with eight tackles (five solo).
- Competed in his first career playoff game, starting at MIKE linebacker during the team's Wild Card Playoff win against Kansas City (1/4/14). Finished with six tackles (four solo) and one fumble recovery. The recovery came following a Robert Mathis sack-forced fumble and the Colts scored a touchdown on the ensuing offensive possession.
- Registered 13 tackles (nine solo) starting at MIKE linebacker during the team's Divisional Playoff loss at New England (1/11/14). Also contributed with one tackle on special teams.

2012 (BILLS):

- Played in all 16 games (15 starts) and recorded 77 tackles (53 solo), 2.0 sacks and one pass defended.
- Totaled eight tackles (five solo) at the New York Jets (9/9).
- Recorded his first NFL sack to go along with four solo tackles against Kansas City (9/16).
- Posted a team-high nine tackles (seven solo) at Arizona (10/14).
- Totaled eight tackles and a special teams tackle against Tennessee (10/21).
- Tied for a team-high with six tackles against Miami (11/15).



- Produced five tackles, a pass defended and one special teams tackle against St. Louis (12/9).
- Led all linebackers with seven tackles (six solo) and produced his second sack of the season against Seattle (12/16).
- Led Bills linebackers with six solo tackles at Miami (12/23).
- Totaled eight tackles (six solo) against the New York Jets (12/30).

2011 (BILLS):

- Appeared in all 16 games (nine starts) and totaled 61 tackles (42 solo) and one pass defended.
- Made his NFL debut at Kansas City (9/11) and recovered a fumble on the opening kickoff. Became the first Bills rookie with a fumble recovery on NFL Kickoff Weekend since 1976.
- Made his first career start against Washington (10/30).
- Recorded seven tackles against the New York Jets (11/6).
- Tallied seven tackles at Miami (11/20). Credited with a safety after tackling running back Daniel Thomas in the end zone.
- Established a career-high 14 tackles at San Diego (12/11).
- Produced seven tackles and one special teams stop against Denver (12/24).
- Posted three defensive tackles and three special teams tackles at New England (1/1/12).

COLLEGE:

- Was a three-year starter at linebacker, playing in 53 games (30 starts) for the LSU Tigers.
- Finished his collegiate career ranked ninth in school history with 311 tackles.
- Posted back-to-back 100-plus tackle campaigns in both his junior and senior years.
- As a senior in 2010, earned All-SEC first-team honors.
- Started all 13 games and led the Tigers for a second-straight year with an SEC third-best 116 tackles (46 solo). Also added 11.0 tackles for a loss, 4.0 sacks, two forced fumbles and a pair of fumble recoveries.
- Was a member of a defense that ranked among the top 12 in the nation in pass defense (10th, 169.8 yards per game), scoring defense (11th, 18.2 points per game) and total defense (12th, 307.2 yards per game).
- Registered double-digit tackles in six games.
- As a junior in 2009, started 12-of-13 games and led the team and ranked fourth in the SEC with 110 tackles. Also recorded 8.5 tackles for a loss, 1.0 sack and one interception.
- As a sophomore in 2008, made five starts in 13 games, finishing second on the team with 64 tackles to go along with 4.5 tackles for loss, a half of a sack, two passes defended and a forced fumble.
- Set a career-high with 17 tackles against Ole Miss.
- As a redshirt freshman in 2007, saw action in all 14 games, amassing 21 tackles, 2.0 tackles for loss, a pair of forced fumbles and a pass defended.

PERSONAL:

- Attended Stephenson High School in Stone Mountain, Ga.
- As a senior, helped lead his team to a 12-2 record as he posted 102 tackles, 10.0 sacks, one interception return for a touchdown, two forced fumbles and a fumble recovery.
- Ran the 200-meter dash and placed as a regional and county finalist in the shot put.
- Named to the *Atlanta Journal-Constitution* Georgia Top 50.
- Majored in general studies at LSU.
- A native of Stone Mountain, Ga.

CAREER REGULAR SEASON STATISTICS

Year	GP/GS	Solo	Asst.	Total	Sacks	PD	FF	FR	INT	Yds	Avg.	LG	TD
2013 IND	15/7	38	24	62	1.0	1	0	0	0	0	0.0	0	0
2012 BUF	16/15	53	24	77	2.0	1	0	0	0	0	0.0	0	0
2011 BUF	16/9	42	19	61	0.0	1	0	1	0	0	0.0	0	0
TOTAL	47/31	133	67	200	3.0	3	0	1	0	0	0.0	0	0

CAREER POSTSEASON STATISTICS

Year	GP/GS	Solo	Asst.	Total	Sacks	PD	FF	FR	INT	Yds	Avg.	LG	TD
2013 IND	2/2	13	6	19	0.0	0	0	1	0	0	0.0	0	0
TOTAL	2/2	13	6	19	0.0	0	0	1	0	0	0.0	0	0

SPECIAL TEAMS TACKLES: 15 (2013 - 3, 2012 - 3, 2011 - 9)

POSTSEASON SPECIAL TEAMS TACKLES: 1 (2013 - 1)



KELVIN SHEPPARD QUICK HITS

Favorite team and/or athlete outside of football: Kevin Durant

Hobbies outside of football: Traveling

Favorite food: Wings

Favorite vacation spot: Islands/Beach

If you could have lunch with three people, living or dead, who would they be: Barack Obama, Bob Marley and Martin Luther King, Jr.

Favorite movie: *Training Day*

What's the one thing you couldn't live without: Family/Football



DAVID SIMS

Safety 5-10 207 Iowa State

NFL Exp: 2 (1st Year with Colts)

How Acquired: FA – 2014

Born: 10/20/86

GP/GS (Postseason): 15/1 (0/0)

35

CAREER TRANSACTIONS:

- Signed by the Colts as a free agent on February 10, 2014.
- Released by the Philadelphia Eagles on August 31, 2013.
- Traded from the Cleveland Browns to the Eagles on August 31, 2012 in exchange for a 2013 conditional NFL Draft pick.
- Signed by the Browns to a reserve/future contract on January 3, 2012.
- Signed to the Cleveland practice squad on November 29, 2011.
- Released by the Tampa Bay Buccaneers on November 4, 2011.
- Signed by Tampa Bay as a free agent on November 1, 2011.
- Released by the New York Giants on September 3, 2011.
- Signed by the Giants as an undrafted free agent on July 28, 2011.

SIMS SINGLE-GAME HIGHS

Tackles:	8 at NO (11/5/12)
Int:	0
PD:	1 at NO (11/5/12)

2013:

- Spent the 2013 training camp with the Philadelphia Eagles, but was released prior to the start of the regular season.

2012 (EAGLES):

- Played in 15 games (one start) and finished the season with eight tackles (six solo) and one pass defended.
- Added six special teams tackles.
- Made his first career start at New Orleans (11/5) and compiled eight stops and one pass defended.

2011 (BUCCANEERS/BROWNS):

- Was signed by the Giants as an undrafted free agent on July 28, but was released prior to the start of the regular season.
- Was signed by Tampa Bay as a free agent on November 1, but was released three days later.
- Was signed to the Cleveland Browns practice squad on November 29 where he remained for the rest of the season.

COLLEGE:

- Was a two-year letterman at Iowa State, tallying 188 tackles and six interceptions in 24 games played.
- Was named the 2009 Big 12 Defensive Newcomer of the Year.
- Began his collegiate career as a running back at Butte Community College in Oroville, Calif. in 2007.

PERSONAL:

- Was a three-year letterman in track and field at Gainesville (Fla.) High School.
- Majored in liberal studies at Iowa State.
- A native of Gainesville, Fla.

ADMINISTRATION

COACHING
STAFFFOOTBALL
OPERATIONSBUSINESS
OPERATIONS

PLAYERS

2013 SEASON
IN REVIEWCOLTS
HISTORY

RECORDS

COLTS IN THE
COMMUNITY

CAREER REGULAR SEASON STATISTICS

Year	GP/GS	Solo	Asst.	Total	Sacks	PD	FF	FR	INT	Yds	Avg.	LG	TD
2012 PHI	15/1	6	2	8	0.0	1	0	0	0	0	0.0	0	0
2011 TB/CLE													
PRACTICE SQUAD													
TOTAL	15/1	6	2	8	0.0	1	0	0	0	0	0.0	0	0

SPECIAL TEAMS TACKLES: 6 (2012 - 6)

DAVID SIMS QUICK HITS
Favorite musician and/or song: "Same Ol' G" by Ginuwine

Favorite food: Hot wings

Favorite vacation spot: Bora Bora

If you could have lunch with three people, living or dead, who would they be: My great grandmother, grandfather and mother

Favorite movie: *Ironman*


ANDY STUDEBAKER

Outside Linebacker 6-3 255 Wheaton
NFL Exp: 7 (2nd Year with Colts)

How Acquired: FA – 2013

Born: 9/16/85

GP/GS (Postseason): 81/8 (3/0)


58
CAREER TRANSACTIONS:

- Signed by the Colts as a free agent on October 9, 2013.
- Released by the Jacksonville Jaguars on September 1, 2013.
- Signed by the Jaguars on August 13, 2013.
- Released by the Kansas City Chiefs on April 1, 2013.
- Signed by the Chiefs from the Philadelphia Eagles practice squad on November 19, 2008.
- Signed to the Eagles practice squad on September 1, 2008.
- Waived by Philadelphia on August 30, 2008.
- Selected by the Eagles in the sixth round (203rd overall) of the 2008 NFL Draft.

STUDEBAKER SINGLE-GAME HIGHS

Tackles:	5, two times (Last: at SD 11/29/09)
Sacks:	1.0, two times (Last: vs. TEN 12/26/10)
FF:	1 at DET (9/18/11)
FR:	1, two times (Last: vs. SD 10/31/11)

2013 (COLTS):

- Played in 11 contests and finished the season with six tackles (four solo) and one pass defended. Led the Colts with 18 special teams tackles and added five special teams stops and one forced fumble in two postseason games.
- In his first game as a member of the Colts, competed at linebacker and on special teams during the team's Week 6 loss at San Diego (10/14). Finished with one tackle.
- Saw action at linebacker and on special teams during a Week 12 loss at Arizona (11/24). Finished with one tackle and two special teams stops.
- Competed at linebacker and on special teams during a Week 14 loss at Cincinnati (12/8). Finished with one tackle, one pass defended and one special teams stop.
- Participated at linebacker and on special teams during a Week 15 victory against Houston (12/15). Finished with one quarterback hurry and five special teams tackles.
- Finished with two special teams tackles during the team's Wild Card Playoff victory against Kansas City (1/4/14).
- In the team's Divisional Playoff loss at New England (1/11/14), finished with one tackle and added three tackles and one forced fumble on special teams.

2012 (CHIEFS):

- Played in 16 games (one start), recording four tackles (three solo) and five special teams tackles.
- Started at right outside linebacker against Atlanta (9/9), recording two tackles (one solo) and one special teams tackle.
- Recorded one solo tackle and saw action on special teams at Cleveland (12/9).
- Recorded one solo tackle and played on special teams against Indianapolis (12/23).



2011 (CHIEFS):

- Played in 16 games with five starts, tallying 10 tackles (nine solo), including one for a loss, a fumble recovery, a forced fumble and seven special teams tackles.
- Posted three solo tackles, including one for a loss and a fumble recovery against San Diego (10/31).

2010 (CHIEFS):

- Played in 16 games and set or tied career highs with 18 tackles (13 solo), 2.5 sacks and two passes defended.
- Ranked second on the team with 17 special teams tackles.

2009 (CHIEFS):

- Appeared in 16 games (two starts) and made 17 tackles (13 solo), two interceptions, three passes defended, 13 special teams tackles and one kickoff return for eight yards.
- Finished second among all NFL linebackers with 96 interception return yards.
- Contributed with five tackles, two passes defended and the first two interceptions of his career when he picked off Ben Roethlisberger in his first career NFL start against Pittsburgh (11/22).
- Returned one of the interceptions 94 yards, marking the fifth-longest interception return in Chiefs history and the fourth-longest in the NFL in 2009.
- Recovered a fumbled punt snap in the end zone for his first career touchdown against Cleveland (12/20).

2008 (CHIEFS):

- Signed from Philadelphia's practice squad on November 19, 2008.
- Played in six games and registered two solo tackles and three special teams stops.
- Recorded two tackles in his first NFL game against Buffalo (11/23).

COLLEGE:

- Played in 28 games (23 starts) at Wheaton, registering 111 tackles (66 solo), 50.5 tackles for loss and 30.0 sacks.
- Also had 25 quarterback pressures, 14 passes defended, two forced fumbles, four fumble recoveries and added a blocked kick.
- As a senior in 2007, started five games before a foot injury curtailed his season. Finished the year with 12 tackles (10 solo), 6.5 tackles for loss and 5.0 sacks.
- As a junior in 2006, started all 12 games and posted 44 tackles (28 solo), 24.5 tackles for loss and a career-high 17.5 sacks. Also had 19 quarterback pressures, eight passes defended and two fumble recoveries.
- His 17.5 sacks were the highest for a single-season in Wheaton history while leading all of NCAA football.
- Garnered First Team Associated Press Little All-America honors.
- Earned All-America honors from *D3Football.com* and *Football Gazette*.
- Named the College Conference of Illinois & Wisconsin Defensive Player of the Year.
- As a sophomore in 2005, saw action in 10 games (six starts) and recorded 55 tackles (28 solo) with 19.5 tackles for loss and 7.5 sacks. Added three quarterback pressures, three passes defended, two fumble recoveries, a pair of forced fumbles and also blocked a kick.
- Named an all-conference first-team selection.

PERSONAL:

- Attended Eureka (Ill.) High School and was a four-year letterwinner in football.
- Was an all-conference first-team selection at tight end and a unanimous pick at defensive end in 2003.
- Was named to the *Peoria Journal Star* All-Area Team.
- Was also a member of the basketball and track teams.
- Was an all-state performer in basketball and in the high jump.
- Enrolled in an executive education program at the Kellogg School of Management at Northwestern University in 2009. Brother, Dan, played football at Wheaton.
- Is a descendant of the famed Studebaker family who developed one of the most popular and innovative American automotive lines of the 20th century.
- Married to wife, Mallory, with two daughters.
- Majored in applied health science with a minor in Spanish.
- Originally from Congerville, Ill.

CAREER REGULAR SEASON STATISTICS

Year	GP/GS	Solo	Asst.	Total	Sacks	PD	FF	FR	INT	Yds	Avg.	LG	TD
2013 IND	11/0	4	2	6	0.0	1	0	0	0	0	0.0	0	0
2012 KC	16/1	3	1	4	0.0	0	0	0	0	0	0.0	0	0
2011 KC	16/5	9	1	10	0.0	0	1	1	0	0	0.0	0	0
2010 KC	16/0	13	5	18	2.5	1	0	0	0	0	0.0	0	0
2009 KC	16/2	13	4	17	0.0	3	0	0	2	96	48.0	94	0
2008 KC	6/0	2	0	2	0.0	0	0	0	0	0	0.0	0	0
TOTAL	81/8	44	13	57	2.5	5	1	1	2	96	48.0	94	0

CAREER POSTSEASON STATISTICS

Year	GP/GS	Solo	Asst.	Total	Sacks	PD	FF	FR	INT	Yds	Avg.	LG	TD
2013 IND	2/0	1	0	1	0.0	0	0	0	0	0	0.0	0	0
2010 KC	1/0	0	0	0	0.0	0	0	0	0	0	0.0	0	0
TOTAL	3/0	1	0	1	0.0	0	0	0	0	0	0.0	0	0

SPECIAL TEAMS TACKLES: 63 (2013 - 18, 2012 - 5, 2011 - 7, 2010 - 17, 2009 - 13, 2008 - 3)

POSTSEASON SPECIAL TEAMS TACKLES: 5 (2013 - 5) and one forced fumble.

ADDITIONAL STATISTICS: Recovered a fumbled punt snap in the end zone for a TD vs. Cleveland (12/20/09). Returned one kickoff for eight yards at Baltimore (9/13/09).

ANDY STUDEBAKER QUICK HITS

Favorite team and/or athlete outside of football: Chicago Cubs, Chicago Bulls and Chicago Blackhawks

Favorite musician and/or song: Zac Brown Band


Hobbies outside of football: Shooting, boating and family time

Favorite food: BBQ

Favorite vacation spot: The Lake...any lake

Favorite movies: *The Bourne Trilogy*

What's the one thing you couldn't live without: My wife and kids



DONALD THOMAS

Guard 6-4 303 Connecticut

NFL Exp: 7 (2nd Year with Colts)

How Acquired: UFA – 2013 (NE)

Born: 9/25/85

GP/GS (Postseason): 45/23 (2/0)


CAREER TRANSACTIONS:

- Signed by the Colts as an unrestricted free agent on March 13, 2013.
- Signed by the New England Patriots on November 23, 2011.
- Released by the Patriots on November 21, 2011.
- Signed by New England as a free agent on September 14, 2011.
- Released by the Detroit Lions on September 3, 2011.
- Signed by the Lions as a free agent on November 23, 2010.
- Released by the Miami Dolphins on September 4, 2010.
- Selected by the Dolphins in the sixth round (195th overall) of the 2008 NFL Draft.

2013 (COLTS):

- Made his first start in a Colts uniform in the regular season opener against Oakland (9/8). Blocked for a Colts rushing attack that totaled 127 yards. Also provided time for quarterback Andrew Luck to complete 78.3 percent of his passes while throwing for 178 yards, two touchdowns and rushing for a score.
- Started a Week 2 contest against Miami (9/15) at left guard prior to leaving the game in the first quarter.
- Was placed on Injured Reserve on September 17, 2013.



2012 (PATRIOTS):

- Played in all 16 regular season games with seven starts, one at right guard and six at left guard. Also played on special teams and right guard in short-yardage situations.
- Appeared as a reserve offensive lineman in both postseason games.
- Made six starts at left guard at Buffalo (9/30), against the Jets (10/21), at St Louis (10/28), against Indianapolis (11/18), and at the New York Jets (11/22).
- Started one game at right guard against Arizona (9/16).
- Started at left guard on the line that paved the way for two 100-yard rushers and a win at Buffalo (9/30).

2011 (PATRIOTS):

- Appeared in 10 games with one start at left guard. Was inactive for three games and active but did not play in one game.
- Played mainly on special teams, also seeing time in short-yardage situations and at fullback.
- Inactive for all three Patriots postseason games.
- Released by the Patriots on November 21, but was signed back to the team two days later.
- Made his first start in a Patriots uniform at left guard against Miami (12/24).

2010 (LIONS):

- Went to training camp with Miami but was released on September 4 prior to the start of the regular season.
- Was signed by Detroit on November 23 and was inactive for the final six games of the season.

2009 (DOLPHINS):

- Played in all 16 games with 12 starts at right guard.
- Anchored an offensive line that led the way for 239 rushing yards against Indianapolis (9/21).
- Helped the Dolphins rush for 250 yards against Buffalo (10/4).

2008 (DOLPHINS):

- Earned the starting right guard position as a rookie out of training camp.
- Started the season opener against the New York Jets (9/7) at right guard before leaving the game with a foot injury.
- Was placed on Injured Reserve on September 9.

COLLEGE:

- Was a four-year letterman at the University of Connecticut.
- Started 13 games as a senior in 2007.
- Named a First Team All-Big East Conference selection.
- Played in 10 games with two starts as a junior in 2006.
- Began his junior season playing on special teams and at tight end before moving to guard.
- Originally joined the team as a walk-on, playing defensive tackle and end for the scout team in 2003.

PERSONAL:

- Earned a total of eight varsity letters at Hill Regional Career Magnet High School in New Haven, Conn., including four as a center in basketball and four more as a pitcher and first baseman in baseball.
- Member of the National Honor Society.
- Earned a degree in political science from UConn.
- Thomas found football while playing basketball. A former high school baseball and basketball player who had never played football at any level, Thomas arrived at the University of Connecticut. He was playing pick-up basketball with several members of the UConn football team who convinced him to join the team. After meeting with coaches, Thomas walked on to the team as a defensive lineman for the scout team in 2003. He redshirted a year before contributing on special teams. In 2007, he got his chance to play offensive guard.
- Serves as a Colts Community Ticket Block Sponsor.
- Donald and his wife have one son, Deegan Charles Thomas.
- Born Donald Grant Thomas in New Haven, Conn.

CAREER GP/GS (POSTSEASON):

2013 IND: 2/2 (0/0)

2012 NE: 16/7 (2/0)

2011 NE: 10/1 (0/0)

2010 DET: 0/0

2009 MIA: 16/12

2008 MIA: 1/1

TOTAL: 45/23 (2/0)

**DONALD THOMAS QUICK HITS****Favorite team and/or athlete outside of football:** New York Knicks**Favorite musician and/or song:** Jamie Foxx**Hobbies outside of football:** Spending time with my wife and family and playing Xbox.**Favorite food:** Okra**Favorite movie:** *The Shawshank Redemption*

HUGH THORNTON

Guard 6-3 336 Illinois**NFL Exp:** 2 (2nd Year with Colts)**How Acquired:** D3 – 2013 (86th overall)**Born:** 6/28/91**GP/GS (Postseason):** 14/12 (2/2)**69****CAREER TRANSACTIONS:**

- Selected by the Colts in the third round (86th overall) of the 2013 NFL Draft.

2013 (COLTS):

- Started 12-of-14 games he participated in as a rookie and blocked for a Colts rushing attack that generated an average of 108.9 yards per game. Also provided time for quarterback Andrew Luck who threw for 3,822 yards and 23 touchdowns.
- Participated on special teams in his first career NFL contest in the team's regular season opener against Oakland (9/8).
- In a Week 2 contest against Miami (9/15), filled in for an injured Donald Thomas in the first quarter and helped the Colts record 133 rushing yards and a 5.1 average. Also blocked for Andrew Luck to throw for 321 yards and one touchdown.
- Made the first start of his NFL career at left guard in the team's Week 3 contest at San Francisco (9/22). Blocked for a Colts rushing attack that posted 184 net rushing yards. Was part of an offensive line that allowed only 1.0 sack in the victory.
- Started at left guard in the team's Week 4 victory at Jacksonville (9/29). Opened rushing lanes for the Colts to tally 157 net rushing yards.
- Helped block for Andrew Luck to throw for 228 yards while tying his single-game career-high with four total touchdowns (three passing, one rushing). Also blocked for a Colts rushing attack that tallied 121 yards.
- Started at left guard and provided time for a Colts offense that compiled 406 yards of net offense in a Week 10 loss against St. Louis (11/10).
- Blocked for a Colts offense that totaled 366 net yards of offense, making a start at left guard in a Week 11 win at Tennessee (11/14). Was part of an offensive line that opened rushing lanes for Indianapolis to record 137 net yards.
- In a Week 15 victory against Houston (12/15), started at left guard and was part of an offensive line that allowed only 1.0 sack. Assisted a Colts rushing attack that totaled 152 yards, the team's ninth 100-plus-yard game of the season.
- Started at left guard and was part of an offensive line that allowed only 1.0 sack in a Week 17 win against Jacksonville (12/29). Also blocked for a Colts offense that totaled 379 yards of net offense as Andrew Luck threw for 282 yards and one touchdown.
- Started at left guard during the team's Wild Card Playoff win against Kansas City (1/4/14) and was part of an offensive line that allowed only 1.0 sack while assisting a Colts offense that recorded 536 total net yards, which set a franchise record for a postseason game and tied for the ninth-most in NFL postseason history. Also blocked for Andrew Luck who threw for 443 yards and four touchdowns, which were both the second-highest totals for a postseason game in team history.
- Provided time for a Colts offense that posted 386 total net yards making a start at left guard during the team's Divisional Playoff loss at New England (1/11/14).

COLLEGE:

- Played in the 2013 Senior Bowl.
- An All-Big Ten second-team choice by the league's coaches and an honorable mention selection by the media in 2012.



- Played in 42 career games, making 35 starts at both guard and tackle.
- Helped lead Illinois to back-to-back bowl victories in 2010 (Texas Bowl) and 2011 (Kraft Fight Hunger Bowl).
- Helped pave the way for the Big Ten's top rushing offense in 2010 (241.1 ypg). The Illini broke school records for points in a season (423) and points per game (32.5) that year.

PERSONAL:

- Earned first-team all-state honors as well as first-team all-conference and all-county accolades at Oberlin (Ohio) High School.
- Ranked as the No. 34 offensive tackle in the nation and No. 29 in the state of Ohio by *Rivals.com*.
- Was named the Lorain County Lineman of the Year.
- A one-time Idaho state heavyweight wrestling champion.
- Ranked third in the state of Ohio in wrestling as a heavyweight.
- Moved to Oberlin from Idaho for his senior year of high school.
- Participated in the NFL PLAY 60 Super School Visit at Brownsburg West Middle School.
- Served as a read for the Colts Day in Schools event.
- Participated in the Colts Rookie Community Blitz at Chase Legacy Center.
- Majored in sociology at Illinois.
- A native of Boise, Idaho.

CAREER GP/GS:

2013 IND: 14/12 (2/2)

TOTAL: 14/12 (2/2)

HUGH THORNTON QUICK HITS

Favorite team and/or athlete outside of football: Chicago Blackhawks

Favorite musician and/or song: Damian "Jr. Gong" Marley

Hobbies outside of football: Fishing, cooking and camping

Favorite vacation spot: Jamaica



GREG TOLER

Cornerback 6-0 190 St. Paul's

NFL Exp: 6 (2nd Year with Colts)

How Acquired: UFA – 2013 (ARI)

Born: 1/2/85

GP/GS (Postseason): 47/22 (3/1)

28

CAREER TRANSACTIONS:

- Signed by the Colts as an unrestricted free agent on March 13, 2013.
- Originally selected by the Arizona Cardinals in the fourth round (131st overall) of the 2009 NFL Draft.

TOLER SINGLE-GAME HIGHS

Tackles:	11 at STL (9/12/10)
Int:	1, six times (Last: vs. OAK 9/8/13)
PD:	3, two times (Last: vs. DET 12/16/12)

2013 (COLTS):

- Competed in nine games (seven starts) and posted 24 tackles (17 solo), one interception and seven passes defended.
- Made his first start as a member of the Colts at cornerback in the regular season opener against Oakland (9/8). Intercepted his first pass of the season in the first quarter and added a team-leading two passes defended and three solo tackles.
- Against Miami (9/15) in Week 2, finished with five tackles (four solo) and a team-leading two passes defended.
- In the team's Week 3 victory at San Francisco (9/22), notched three solo tackles. Was part of a secondary that limited 49ers quarterback Colin Kaepernick to two completions in the first half and 139 total net passing yards.
- Ranked third on the team with seven tackles (two solo) while adding two passes defended in the team's Week 5 victory against Seattle (10/6).
- In a Week 7 victory against Denver (10/20), was part of a secondary that held the Broncos and quarterback Peyton Manning to 2013 single-game first half lows in net yards (134) and net passing yards (101).

ADMINISTRATION

COACHING
STAFFFOOTBALL
OPERATIONSBUSINESS
OPERATIONS

PLAYERS

2013 SEASON
IN REVIEWCOLTS
HISTORY

RECORDS

COLTS IN THE
COMMUNITY

- Started his first career postseason contest at left cornerback during the team's Wild Card Playoff victory against Kansas City (1/4/14). Finished with two tackles prior to leaving the game with a groin injury.
- Placed on Injured Reserve on January 6.

2012 (CARDINALS):

- Played in 11 games (two starts), totaling 27 tackles (25 solo), eight passes defended and two interceptions, including one returned for a touchdown. Added one solo tackle on special teams.
- Notched seven solo tackles, two passes defended and his first interception of the season against Miami (9/30).
- Started at cornerback at Atlanta (11/18) and posted four tackles and one pass defended.
- Totaled two tackles and one pass defended in back-to-back games at the New York Jets (12/2) and at Seattle (12/9).
- In Week 15 against Detroit (12/16), intercepted a Matthew Stafford pass in the Arizona end zone and established a new franchise record when he returned it 102 yards for a touchdown. The return tied for the fourth-longest in NFL history and was the longest since safety Ed Reed returned an interception 107 yards for a touchdown on Nov. 23, 2008 against Philadelphia.

2011 (CARDINALS):

- Suffered a left knee injury during a preseason contest against San Diego (8/27) and missed the entire season after being placed on Injured Reserve on August 29.

2010 (CARDINALS):

- Started a career-best 13-of-14 games played, missing two games with a foot injury.
- Tallied 64 tackles (60 solo), nine passes defended, two interceptions, including one returned for a touchdown, two forced fumbles, one fumble recovery and 1.0 sack. Also added four special teams tackles.
- Made his first career start and registered a team-high 11 solo tackles and one forced fumble in the season opener at St. Louis (9/12).
- Recorded a team-high two special teams tackles to go with six solo tackles and his first career fumble recovery at Atlanta (9/19).
- Registered three tackles, two passes defended and tied for the team lead with two special teams tackles against Oakland (9/26).
- Tallied his first career sack as well as seven tackles, a team-high two passes defended and one forced fumble at San Diego (10/3). The fumble was returned 42 yards for a touchdown by safety Kerry Rhodes to tie the game at 7-7 in the second quarter.
- With Arizona up 23-13 in the fourth quarter against New Orleans (10/10), intercepted a Drew Brees pass at the Arizona 39-yard line. The interception marked the first fourth quarter interception by Brees in 26 games.
- Recorded six tackles and his first career touchdown on a 66-yard interception return against Dallas (12/25). The 66-yard interception return for a touchdown was Arizona's longest since Dominique Rodgers-Cromartie's 99-yard return on Dec. 7, 2008 against St. Louis.

2009 (CARDINALS):

- Saw action in 13 regular season games and was inactive for three contests.
- Totaled nine tackles (eight solo), two passes defended and one interception in the regular season. Added nine tackles (five solo) and one pass defended in two postseason games.
- Posted six special teams tackles.
- Played in his first career game at Jacksonville (9/20).
- Registered his first special teams tackle of his career against Indianapolis (9/27).
- Recorded two tackles and his first career interception against St. Louis (12/27).
- Notched seven tackles and one pass defended in the regular season finale against Green Bay (1/3/10).
- Played in his first career postseason game, but did not register any statistics in an NFC Wild Card Playoff contest against Green Bay (1/10/10).
- Led all Arizona defensive backs with nine tackles in an NFC Divisional Playoff game at New Orleans (1/16/10).

COLLEGE:

- Started 40 collegiate games and established school records with 16 interceptions and 38 passes defended at Saint Paul's.
- Was a three-time First Team All-CIAA selection earning the award as a freshman, sophomore and senior.
- Established school and CIAA records with eight blocked kicks during his career, returning a blocked field goal 82 yards for a touchdown.
- Earned First Team HBCU All-America honors as a senior in 2008 after establishing career highs with 51 tackles, six interceptions and 13 passes defended.
- Was named the Virginia Small School Defensive Player of the Year.



- As a senior, tied for ninth in the nation and second in the league with seven interceptions and set the school record with three blocked kicks, returning one blocked punt for a touchdown.
- Earned notice with his standout showings in the East Coast Bowl (two interceptions, seven tackles and a pass defended) and Cactus Bowl (interception returned 51 yards for a touchdown and eight tackles) All-Star Games, earning MVP honors in both.

PERSONAL:

- Attended Northwestern High School in Hyattsville, Md.
- Was a two-time all-metro choice as a cornerback, wide receiver and return specialist.
- After graduating from Northwestern High School, played semi-pro football for the D.C. Explosion before getting a chance to play at Saint Paul's.
- When Arizona drafted him out of Saint Paul's College, a Division II school outside Lawrenceville, Va., he became the first player from the school ever taken in the NFL Draft. He will remain the only player drafted from the school, as they discontinued their football program in July of 2011.
- Returned to St. Paul's in 2011 and graduated with a degree in criminal justice and a minor in sociology in May of 2012.
- A native of Washington, D.C.

CAREER REGULAR SEASON STATISTICS

Year	GP/GS	Solo	Asst.	Total	Sacks	PD	FF	FR	INT	Yds	Avg.	LG	TD
2013 IND	9/7	17	7	24	0.0	7	0	0	1	26	26.0	26	0
2012 ARI	11/2	25	2	27	0.0	8	0	0	2	102	51.0	102t	1
2011 ARI													
2010 ARI	14/13	60	4	64	1.0	9	2	1	2	66	33.0	66t	1
2009 ARI	13/0	8	1	9	0.0	2	0	0	1	0	0.0	0	0
TOTAL	47/22	110	14	124	1.0	26	2	1	6	194	32.3	102t	2

CAREER POSTSEASON STATISTICS

Year	GP/GS	Solo	Asst.	Total	Sacks	PD	FF	FR	INT	Yds	Avg.	LG	TD
2013 IND	1/1	2	0	2	0.0	0	0	0	0	0	0.0	0	0
2009 ARI	2/0	5	4	9	0.0	1	0	0	0	0	0.0	0	0
TOTAL	3/1	7	4	11	0.0	1	0	0	0	0	0.0	0	0

SPECIAL TEAMS TACKLES: 11 (2012 - 1, 2010 - 4, 2009 - 6)

GREG TOLER QUICK HITS

Favorite team and/or athlete outside of football: Team – Los Angeles Lakers. Player – Penny Toler (ex-Los Angeles Sparks player and first player to score a basket in the WNBA).

Favorite musician and/or song: "Never Would Have Made It" by Marvin Sapp

Hobbies outside of football: Movies, shopping, fishing and cooking

What is something interesting about you that most people may not know: I wear a new pair of shoes every day of the week.

Favorite food: Jamaican Oxtail (Caribbean dish)

Favorite vacation spot: Canada

If you could have lunch with three people, living or dead, who would they be: Tupac, Steve Jobs and Harriet Tubman

Favorite movie: *Paid in Full* and *Scarface*

What's the one thing you couldn't live without: My children



ADAM VINATIERI


Kicker 6-0 209 South Dakota State

NFL Exp: 19 (9th Year with Colts)

How Acquired: UFA – 2006 (NE)

Born: 12/28/72

GP/GS (Postseason): 274/0 (27/0)



CAREER TRANSACTIONS:

- Signed by the Colts as an unrestricted free agent on March 22, 2006.
- Signed as a free agent by the New England Patriots on June 28, 1996.
- Originally signed as a free agent with Amsterdam of the World League in 1996.

VINATIERI SINGLE-GAME HIGHS

FGA:	6 vs. JAX (9/22/96)
FGM:	5, three times (Last: vs. TEN 12/1/13)
LG:	57 at CHI (11/10/02)
Pts:	17 at BUF (11/14/04)

PRO CAREER:

- Selected to two Pro Bowls in 2002 and 2004.
- Has hit two last-minute game-winning field goals in the Super Bowl (Super Bowl XXXVI vs. St. Louis on February 3, 2002, and Super Bowl XXXVIII vs. Carolina on February 1, 2004) and has been part of four Super Bowl Championship teams including Super Bowl XXXVI, Super Bowl XXXVIII, Super Bowl XXXIX and Super Bowl XLI.
- Is the only kicker in NFL history to record successful field goals in four Super Bowls (XXXVI, XXXVIII, XXXIX and XLI) and is the only kicker in league history to have played in five Super Bowls.
- Became the seventh player in NFL history to reach 2,000 career points.
- Has converted 448-of-540 career field goals for an 83.0 percentage, which currently ranks 14th all-time in the NFL.
- Has totaled 2,006 career points (including one two-point conversion), which ranks fifth in league annals and first among active players in the AFC.
- Has totaled 16 100-plus point seasons (1996-2008, 2010, 2012-13), which is tied for an NFL record (Jason Elam).
- Led the NFL in field goal percentage and points scored in 2004 having converted 31-of-33 field goals (93.9%) and all 48 PATs for 141 points. His 31 field goals tied a career-high which he originally set in 1998. Also led the league in field goal percentage in 2010 (92.9).
- In his career, is responsible for 24 game-winning field goals in the final minute of the fourth quarter or overtime.
- Split the uprights on a career-best 57-yard field goal at Chicago on November 10, 2002.
- Holds NFL postseason records with 51 field goals made, 61 field goal attempts, 60 extra points, 213 career points, 27 consecutive games scoring, 49 seasonal points and is tied for the most field goals made in a postseason game with five (vs. Indianapolis, 1/18/04 and at Baltimore, 1/13/06).
- Has scored at least one point in 161 consecutive regular season games. The streak dates back to September 14, 2003 against Philadelphia.
- Converted 33 consecutive field goals in the regular season at Lucas Oil Stadium dating back to the 2009 season. The streak ended with his second quarter miss against Houston (12/22/11).
- Is one-of-two NFL players (Morten Andersen) with 800-plus points with two different teams.
- Against San Diego on October 14, 2013, converted two field goals of 50-plus yards (50 and 51) in a single game for the first time in his career.
- Tied an NFL record for successful field goals made from 40-49 yards in a single game during a Dec. 1, 2013 win against Tennessee.
- Has earned AFC Special Teams Player of the Week honors on 15 occasions, NFL Player of the Week honors one time (playoffs) and is a three-time AFC Special Teams Player of the Month candidate (2004, 1999, 1998).

2013 (COLTS):

- Converted 35-of-40 field goals and all 34 extra point attempts for 139 points. His field goal and field goal attempt totals established new career highs while his point total ranked as the second-highest for a single season (141 in 2004).
- Recorded his 16th 100-plus point season, which tied Jason Elam for the most in NFL history.
- Became the seventh player in NFL history to reach 2,000 career points.
- Moved into fifth place on the NFL's all-time scoring list at the conclusion of the regular season.



- Was named AFC Special Teams Player of the Week on two occasions (Weeks 11 and 17).
- In the regular season opener against Oakland (9/8), finished the game with three extra points and passed John Carney for eighth place all-time in league history. He also improved his streak of consecutive games scoring to 147 while tallying a point in his 100th consecutive game with the Colts.
- Against Miami (9/15) in Week 2, converted 2-of-3 field goal attempts while adding two PATs against the Dolphins for eight points. He passed Lou Michaels for the second-most extra points made in franchise history (264).
- Converted 2-of-3 field goals against San Francisco in Week 3 (9/22). His first kick (43 yards) gave the Colts a 10-7 lead in the second quarter and was his first field goal attempt at Candlestick Park. Added his second field goal (41 yards) in the third quarter to give Indianapolis a 13-7 advantage. With three extra points, moved past Lou Michael (270) for the second-most PAT attempts in Colts history.
- Converted 2-of-2 field goals and two PATs for eight points against the Seahawks (10/6) in Week 5. He split the uprights on his first attempt of 41 yards in the second quarter to cut Seattle's lead to 19-17 and added a 49-yard kick in the fourth quarter to seal a 34-28 victory. With his first extra point of the game in the first quarter, passed Norm Johnson (638) for seventh place on the league's all-time PAT list.
- Split the uprights on all three field goal attempts for nine points in a Week 6 loss at San Diego (10/14). Gave the Colts a 3-0 lead when he converted on a 30-yard attempt on the team's opening offensive possession of the game. The field goal marked the third time this season the Colts tallied points on their opening offensive drive. Notched his second successful kick at the end of the second quarter with a 50-yard conversion and added a 51-yard attempt in the fourth quarter. The two field goals of 50-plus yards gave him 10 total as a member of the Colts. It also marked the first time in his career that he converted two field goals of 50-plus yards in a single game.
- In a Week 7 victory against Denver (10/20), converted all three field goals and all four PATs for 13 points. Gave the Colts their first points of the game with a 27-yard field goal in the first quarter. Split the uprights on his second attempt of 52 yards in the fourth quarter, which gave the Colts a 36-17 lead. It was his third field goal of 50-plus yards in the season. His third kick of the night, a 42-yard conversion gave Indianapolis a two possession lead (39-30) with 5:57 remaining in the contest. With four PATs against the Broncos, he passed Lou Groza (641) for the sixth-most in NFL history.
- Converted 2-of-3 field goals and one PAT for seven points against Houston (11/3). With seven points, passed Marvin Harrison (778) for the third-most points in Colts history.
- In a Week 11 victory at Tennessee (11/14), converted 3-of-3 field goals and three PATs for 12 points. With his second field goal of the game (30 yards) as time expired in the second half, he passed Dean Biasucci (783) for the second-most points scored in Colts history. Split the uprights on his third field goal of the game (50 yards) to give the Colts a 23-17 lead in the third quarter. The kick tied his career-high for 50-yard field goals in a single season (four in 2012). The field goal also marked his 20th career conversion from 50-plus yards, which ranks tied for 21st in NFL history. With three extra point attempts, passed Lou Groza (657) for the sixth-most PAT attempts in NFL history. Earned AFC Special Teams Player of the Week accolades for his performance.
- In a Week 13 victory against Tennessee (12/1), converted 5-of-5 field goals and one PAT for 16 points. With his second kick from 48 yards, became the second player in NFL history to score 800 points with two different teams. Notched his third field goal in the second quarter (45 yards) to give the Colts a 9-7 lead. It was the second time in his career that he split the uprights on three field goals of 40-plus yards in a single contest. Added a 37-yard field goal as time expired in the second quarter and tied his career-high for field goals made in the first half of a single game (four). Also hit four first half field goals as a member of the Patriots on Sept. 11, 2000 against the New York Jets and Nov. 7, 2004 against the St. Louis Rams. Tied his career-high and a franchise record with his fifth field goal conversion (49 yards) in the third quarter. Recorded his 100th point of the season, which tied him with Jason Elam for the most 100-point seasons in NFL history (16). On the kick, tied an NFL record for successful field goals made from 40-49 yards (tied with nine other players) in a single game. With five field goals in the game, passed Jason Elam (436) for seventh place in NFL history in all-time field goals made. Also passed John Kasay (120) for fifth place in league history in successful kicks made between 40-49 yards.
- Split the uprights on four extra points in a Week 14 loss at Cincinnati (12/8). With four points, passed John Kasay (1,970) for eighth place on the NFL's all-time scoring list.
- Converted 3-of-3 field goals and two PATs for 11 points in a Week 15 victory against Houston (12/15). Logged a 37-yard field goal in the second quarter and passed Dean Biasucci (176) for the second-most field goals made in franchise history.
- In a Week 16 victory at Kansas City (12/22), split the uprights on 3-of-4 field goals and two PATs for a total of 11 points. Converted his first field goal of the game in the second quarter (46 yards) and passed Jason Elam (1,983) for sole possession of seventh place on the NFL's all-time scoring list. With his third successful kick of the game (30 yards), Vinatieri set a new single-season career-high for field goals made (32) topping his previous mark of 31 which was set in 1998 and 2004. He has also converted at least three field goals in a single game this season on seven occasions.
- Split the uprights on 3-of-3 field goals and three PATs for 12 points in a Week 17 win against Jacksonville

ADMINISTRATION

COACHING
STAFFFOOTBALL
OPERATIONSBUSINESS
OPERATIONS

PLAYERS

2013 SEASON
IN REVIEWCOLTS
HISTORY

RECORDS

COLTS IN THE
COMMUNITY



(12/29). With his 26-yard field goal as time expired in the second quarter, became the seventh player in NFL history to reach 2,000 career points. Passed George Blanda (2,002) and Matt Stover (2,004) for the fifth-most points scored in NFL history. Finished the season with 139 points, which is the third-highest point total by a member of the Colts in a single season, passing Cary Blanchard's 135 in 1996. The total also marked the second-highest single-season point total of his career (141 in 2004). With three field goals against Jacksonville, moved into sole possession of third place for the most field goals made in a single season in franchise history. His 35 field goals were a personal career best. Improved his streak of consecutive games having scored at least one point to 161. Was named AFC Special Teams Player of the Week for his performance for the second time in 2013.

- Played in his 26th career postseason game during the team's Wild Card Playoff victory against Kansas City (1/4/14), which ranks tied for fourth in the NFL. Converted one field goal and six PATs for a total of nine points. Split the uprights on a 37-yard field goal in the second quarter to cut the Chiefs lead to 24-10. His six extra points ranked as the second-most for a single-game in team postseason history. He also tied David Akers (58) for the most career PATs in NFL postseason history.
- During the team's Divisional Playoff loss at New England (1/11/14), converted 2-of-2 field goals and two PATs for eight points. Split the uprights on an extra point following the team's first touchdown of the game and took sole possession of first place on the NFL's all-time postseason extra point list, topping David Akers' old record of 58. His 36-yard field goal in the second quarter cut New England's lead to 21-10. Added his second field goal of the game (21 yards) on the team's first offensive drive in the third quarter to trim the Patriots' lead to 21-15. Played in his 27th career postseason game, which ranks tied for the second-most in NFL history with D.D. Lewis.

2012 (COLTS):

- In 16 games, converted 26-of-33 field goals (78.8%), including a long of 53 yards, and was successful on all 37 extra points for 115 total points.
- Ranked eighth among AFC kickers and 16th among NFL kickers in scoring.
- Topped 100 points for the season for the 15th time in his career, which ranks second behind Jason Elam's 16 seasons.
- Became the 11th player in NFL history with 600-plus career PAT attempts in the season opener at Chicago (9/9).
- Notched the game-winning 53-yard kick with eight seconds remaining in the fourth quarter against Minnesota (9/16), which was the longest game-winning field goal of his career.
- Became the eighth player in NFL history with 400 career field goals at Tennessee (10/28). He also exceeded 1,800 points for his NFL career. Following his PAT attempt after Delone Carter's game-tying touchdown, Vinatieri became the 10th player in NFL history with 600 extra points for a career. Vinatieri competed in his 250th NFL game, which ranked second among active players (Jason Hanson).
- With five points at Detroit (12/2), he passed Lenny Moore (678) for fourth place on the team's all-time scoring list.
- Tied his season-long field goal with a 53-yard kick in the fourth quarter to give the Colts a 24-23 advantage against Tennessee (12/9). The field goal moved him into third place in franchise history in 50-plus-yard field goals (eight), passing Raul Allegre and Cary Blanchard.
- Tallied four extra points against Houston (12/30) and passed Dean Biasucci (255) for third in Colts history in career PATs.
- Split the uprights on three-of-four field goal attempts in the team's AFC Wild Card Playoff loss at Baltimore (1/6/13). With the kicks, he recorded his 25th consecutive postseason game having scored at least one point, which is an NFL record. Improved his NFL record of field goals made in the postseason to 48. With his 52-yard field goal in the second quarter, has now converted four-of-five field goals from 50-plus yards in the postseason, which is a new NFL postseason record. The 52-yard kick was also the longest of his postseason career. Ended the game having converted 22-of-24 field goal attempts in the postseason as a member of the Colts. With nine points, he improved his current NFL postseason record to 196.

2011 (COLTS):

- In 16 games, converted 23-of-27 field goal attempts and all 24 extra points for 93 total points.
- Split the uprights on all four field goal attempts, including a 52-yarder against Cleveland (9/18). His 52-yard long was his longest field goal since 2008 when he converted from the same distance against New England (11/2/08).
- Connected on a 53-yard field goal against Kansas City (10/9), which was tied for the fourth-longest kick of his career (regular and postseason).
- Made his only field goal attempt at Tennessee (10/30), which moved him above the 1,700-point plateau and extended his streak of consecutive games scoring to 122.
- Split the uprights on field goals of 43 and 31 yards against Carolina (11/27) and moved past Nick Lowery (1,711) for ninth place on the NFL's all-time career points list.
- Remained perfect in field goal attempts in his career against Baltimore (10 kicks), having split the uprights on a 22-yard kick at the Ravens (12/11).



- Hit on field goals of 23, 32, 47 and 31 yards against Houston (12/22). With his 47-yard field goal in the third quarter, Vinatieri (385) surpassed Nick Lowery (383) for eighth place on the NFL's all-time field goals list. Missed a 42-yard attempt at the end of the first half, which ended his streak of 33 consecutive field goals made at Lucas Oil Stadium in the regular season.
- Scored the Colts first points of the game with a 48-yard field goal in the second quarter at Jacksonville (1/1/12), extending his consecutive games scoring streak to 130. Also connected on a 20-yard field goal in the third quarter.

2010 (COLTS):

- Appeared in all 16 games and converted 26-of-28 field goals and all 51 PATs for 129 points.
- Named AFC Special Teams Player of the Week for his performances against Cincinnati (11/14) and Tennessee (1/2).
- His point total marked the second-highest of his career (141 in 2004) and his extra point total set a career-best.
- Became the seventh NFL kicker in league history to record 500-plus points with two different teams.
- Split the uprights on two field goals and three PATs at Denver (9/26).
- Converted four field goals and one extra point against Kansas City (10/10).
- Made two field goals at Washington (10/17) and surpassed Al Del Greco (347) to move into 11th place in NFL history for most field goals made.
- Notched three field goals on three attempts and three PATs against Houston (11/1). Surpassed Al Del Greco (1,584) for the 13th most kicking points in NFL history.
- Surpassed Eddie Murray (1,594) for the 12th most kicking points in league history and tied Murray (352) for 11th in most field goals made with one field goal and three PATs at Philadelphia (11/7).
- Was named AFC Special Teams Player of the Week with three field goals and two PATs against Cincinnati (11/14). Became the 12th NFL kicker with 1,600-plus career points.
- Hit three field goals and three extra points at Tennessee (12/9) to surpass 100 points for the 14th time in his career.
- Was named AFC Special Teams Player of the Week after booting three field goals and two PATs against Tennessee (1/2/11), and his 43-yarder at the final gun was his 23rd career game-winning field goal.
- Split the uprights on three field goal attempts while adding one PAT in the Wild Card Playoffs against the New York Jets (1/8/11).

2009 (COLTS):

- Saw action in six games, appearing in the first five and was inactive for the remaining contests.
- Named to the NFL's All-Decade Team as well as The Sporting News and Sports Illustrated NFL All-Decade Team (2000-09).
- Converted seven-of-nine field goals and 17 PATs for 38 points.
- Split the uprights on two field goals and three PATs at Miami (9/21).
- Was two-of-two in field goal attempts with the addition of four extra points against Seattle (10/4).
- Was inactive for the postseason against Baltimore in the Divisional Playoffs (1/16/10), the New York Jets in the AFC Championship Game (1/24/10) and Super Bowl XLIV vs. New Orleans (2/7/10).

2008 (COLTS):

- Played in 16 games and was 20-of-25 in field goals while adding 43 PATs for 103 points, his 13th consecutive year topping 100-plus points.
- Earned AFC Special Teams Player of the Week honors for his performance against New England (11/2).
- Contributed with three special teams tackles (two solo).
- Hit a 47-yard game-winning field goal with three seconds remaining at Minnesota (9/14), which was the 21st game-winning kick of his career.
- Split the uprights on a 52-yard kick vs. New England (11/2) with 8:05 remaining for the deciding points in an 18-15 victory. Was named AFC Special Teams Player of the Week.
- Hit four-of-four field goals and three PATs against Houston (11/16).
- Notched three field goals, including a 51-yard game-winner with no time remaining in the fourth quarter at San Diego (11/23). The kick was the longest game-winning field goal of his career.
- Totaled one field goal and two PATs in the Wild Card Playoffs at San Diego (1/3/09).

2007 (COLTS):

- Appeared in 16 games and totaled 23-of-29 field goals and 49-of-51 PATs for 118 points.
- His 118 points marked his 12th consecutive 100-plus point season.
- Scored seven-plus points in 12 games, including his first eight games.
- Split the uprights on three-of-three field goals and three PATs for 12 points and his third consecutive double-digit scoring game at Houston (9/23).

- Kicked his 20th career game-winning field goal in the final minute of the fourth quarter or overtime with a 24-yarder with three seconds remaining against Kansas City (11/18).
- Totaled one field goal and three PATs for six points against San Diego (1/13/08) in the Divisional Playoffs.

2006 (COLTS):

- Saw action in 13 games in his first season with the Colts and was inactive for games 3-5 with an injury.
- Had played in 162 consecutive games before missing one against Jacksonville (9/24).
- Was named AFC Special Teams Player of the Week for his performance at the New York Giants (9/10) and at Denver (10/29).
- Totaled 25-of-28 field goals and 38 PATs for 113 points.
- Recorded four field goals on four attempts at the New York Giants (9/10) and was named AFC Special Teams Player of the Week for his performance.
- Hit four field goals and the game-winning 37-yard kick with two seconds left at Denver (10/29) and was named AFC Special Teams Player of the Week for his efforts.
- Appeared in four postseason games and tallied 14-of-15 field goals and seven PATs for an NFL single postseason record 49 points. Topped Terrell Davis' 48 points in 1997. Scored 10-plus points in every game.
- Converted three-of-three field goals and two PATs against Kansas City in the Wild Card Playoffs (1/6/07). Recorded his first career 50-plus yard postseason field goal.
- Split the uprights on five-of-five field goals for the team's 15 points in a 15-6 win at Baltimore in the Divisional Playoffs (1/13/07). Tied the record he already shared with six other kickers for the most field goals made in a postseason game.
- Tallied three field goals and three PATs against New England (1/21/07) in the AFC Championship Game.
- Hit three-of-four field goals and two PATs against Chicago (2/4/07) in Super Bowl XLI. Became the only kicker to hit a field goal in four Super Bowls and appear in five Super Bowls.

2005 (PATRIOTS):

- Appeared in 16 games for the 10th consecutive season for New England and converted 20-of-25 field goals and 40-of-41 PATs for 100 points.
- Named AFC Special Teams Player of the Week for his performance at Pittsburgh (9/25).
- Split the uprights on three-of-four field goals and two PATs at Pittsburgh (9/25) to earn AFC Special Teams Player of the Week honors. His 35-yard kick with one second remaining in the game was the difference in a 23-20 victory.
- Nailed a game-winning 29-yard field goal with 17 seconds remaining in a 31-28 win at Atlanta (10/9).
- Converted all four PATs and contributed with a 24-yard pooch punt downed at the four-yard line against Jacksonville (1/7/06) in the team's AFC Wild Card Playoff game.
- Split the uprights on two-of-three field goals and one PAT at Denver (1/14/06) in the Divisional Playoffs.

2004 (PATRIOTS):

- Logged one of the finest seasons in his career having converted 31-of-33 field goals (93.9 percent) and hitting all 48 PATs for a career-high and NFL-best 141 points.
- His 31 field goals tied a career-high set in 1998, while his percentage marked a career-best.
- Named to his second Pro Bowl.
- Selected as the AFC Special Teams Player of the Month for November.
- Earned AFC Special Teams Player of the Week honors for his efforts against St. Louis (11/7) and Pittsburgh in the postseason (1/23).
- Hit 23 consecutive field goals from October 10 to December 26 and hit 29 of his last 30 field goals, including the playoffs.
- Split the uprights on all four field goal attempts and four PATs at St. Louis (11/7). Also threw his first career touchdown pass (four yards) to Troy Brown on a fake field goal. His performance earned him AFC Special Teams Player of the Week honors.
- Tied a career-high with five field goals against Buffalo (11/14) and set a single-game career-high with 17 points.
- Tied a career-high with six PATs at Cleveland (12/5).
- Was three-of-four in field goal attempts at the New York Jets (12/26), snapping a string of 23 consecutive field goals.
- Was five-of-five in field goals and 10-of-10 in PATs for an NFL-leading 25 postseason points.
- Split the uprights on two field goals against Indianapolis (1/16/05) in the Divisional Playoffs.
- Converted both field goal attempts in the AFC Championship Game at Pittsburgh (1/23/05) to earn NFL Special Teams Player of the Week honors. His 48-yard field goal tied the New England postseason record and was the longest field goal in Heinz Field history.
- Hit his lone field goal attempt and three extra points against Philadelphia (2/6/05) in Super Bowl XXXIX. Gave the Patriots a 24-14 lead with a 22-yard field goal in the fourth quarter.



2003 (PATRIOTS):

- Was 25-of-34 in field goals while contributing with 37-of-38 PATs for 112 points.
- Hit a season-long 48-yard field goal and five PATs against Tennessee (10/5).
- Split the uprights on his 200th career field goal at Denver (11/3).
- Nailed three field goals, including the game-winning kick with 41 seconds remaining in overtime to give the club a 23-20 victory at Houston (11/23).
- Hit one-of-two field goals and two extra points against Tennessee (1/10/04), including the game-winning 46-yard field goal with 4:06 remaining for a 17-14 victory in the Divisional Playoffs.
- Tied an NFL playoff record with five field goals (31, 25, 27, 21, 34) in a 24-14 victory against Indianapolis (1/18/04) in the AFC Championship Game.
- Notched one-of-three field goals and three PATs against Carolina in Super Bowl XXXVIII (2/1/04). Hit the game-winning 41-yard field goal with four seconds remaining for a 32-29 victory, his second game-winning Super Bowl kick in three seasons.

2002 (PATRIOTS):

- Booted 27-of-30 field goals and 36-of-36 PATs for 117 points, the third-highest total of his career.
- Earned his first career Pro Bowl selection.
- Named AFC Special Teams Player of the Week for his performance against Miami (12/29).
- Was three-of-three in field goal attempts while adding five PATs for a seasonal-best 14 points at the New York Jets (9/15).
- Hit the game-winning 35-yard field goal in a 41-38 overtime victory against Kansas City (9/22).
- Was four-of-four in field goal attempts, including a career-best 57-yarder at Chicago (11/10).
- Was four-of-four in field goals, including the game-tying and game-winning field goals in a 27-24 overtime win vs. Miami (12/29). Was named AFC Special Teams Player of the Week for his performance.

2001 (PATRIOTS):

- Converted 24-of-30 field goals and 41-of-42 PATs for 113 points.
- Had five game-winning field goals, including two in the playoffs.
- Named AFC Special Teams Player of the Week for his efforts at Buffalo (12/16).
- Was three-of-three in field goals and five-of-five in PATs for a seasonal-best 14 points against Indianapolis (9/30).
- Split the uprights on three field goals and two PATs against San Diego (10/14). Hit the game-winning 44-yard field goal in a 29-26 overtime victory.
- Nailed a 54-yard field goal against Cleveland (12/9), the second-longest kick in his career. Had a 33-yard pooch punt in fourth quarter that was downed at the Cleveland two-yard line.
- Scored the entire club's points on four field goals, including a 23-yard game-winning field goal in a 12-9 win at Buffalo (12/16). Was named AFC Special Teams Player of the Week for his performance.
- Tallied six field goals on seven attempts and added six PATs for 24 postseason points.
- Was three-of-three in field goals while contributing with one PAT in a 16-13 overtime win against Oakland in the Divisional Playoffs (1/19/02). Hit a 45-yard game-tying kick in the snow with 32 seconds remaining and hit the game-winning 23-yard field goal in overtime for the victory.
- Contributed with one field goal and three PATs at Pittsburgh in the AFC Championship Game (1/27/02).
- Tallied the game-winning 48-yard field goal as time expired in a 20-17 victory vs. St. Louis in Super Bowl XXXVI (2/3/02). The kick marked the first time the Super Bowl had been decided on the final play of the game.

2000 (PATRIOTS):

- Converted 27-of-33 field goals and split the uprights on all 25 PATs for 106 points.
- Was three-of-three in field goals, including the game-winning 22-yard kick with three seconds remaining in a 16-13 victory against Cincinnati (11/19).
- Split the uprights on three-of-four field goals and three PATs for 12 points against Kansas City (12/4). Hit a 53-yard field goal, which was the longest outdoor kick in his career.
- Hit the game-winning 24-yard field goal with 19 seconds remaining in overtime for a 13-10 victory at Buffalo (12/17).

1999 (PATRIOTS):

- Was 26-of-33 in field goals while adding 29-of-30 PATs for 107 points.
- Was named AFC Special Teams Player of the Month for September after converting seven-of-seven field goal attempts, all eight PAT attempts and two game-winning field goals.
- Scored a seasonal-high 12 points (three-of-three field goals and three PATs), including the game-winning 23-yard field goal in a 30-28 victory at the New York Jets (9/12).
- Hit the game-winning 26-yard field goal against Indianapolis (9/19) in a 31-28 win.
- Had a New England franchise-record streak of PATs snapped at 117 with a blocked attempt at Arizona (10/31).

1998 (PATRIOTS):

- Split the uprights on 31-of-39 field goals and all 32 PATs for a then-career-best 127 points (also includes a two-point conversion).
- His 31 field goals were a then-career-best.
- Added nine special teams tackles.
- Named AFC Special Teams Player of the Week for his efforts at New Orleans (10/4) and vs. Miami (11/23) and earned Special Teams Player of the Month honors in October having converted 10-of-11 field goals and nine PATs for 39 points.
- Converted three-of-four field goals, including a 52-yarder vs. Indianapolis (9/13).
- Hit all three field goal attempts and three PATs at New Orleans (10/4), including a game-winning 27-yard kick in a 30-27 victory. Earned AFC Special Teams Player of the Week honors for his performance.
- Logged a career-high 16 points on four-of-four field goal attempts and four PATs against Kansas City (10/11).
- Nailed all four field goal attempts and two extra points against Miami (11/23) earning AFC Special Teams Player of the Week honors.
- Hit the game-winning 35-yard field goal with three seconds left in a 24-21 victory against San Francisco (12/20).

1997 (PATRIOTS):

- Was 25-of-29 in field goal attempts while contributing with 40 PATs for 115 points.
- Named AFC Special Teams Player of the Week for his performance against Buffalo (10/12).
- Hit the game-winning 34-yard field goal in a 27-24 overtime victory against the New York Jets (9/14).
- Converted four-of-four field goals and three PATs for 15 points against Buffalo (10/12). Hit a then-career-long 52 yard field goal and was named AFC Special Teams Player of the Week for his efforts.
- Scored all of the Patriots points with two field goals (31 and 46 yards) at Pittsburgh (1/3/98) in the Divisional Playoffs.

1996 (PATRIOTS):

- Converted 27-of-35 field goals and 39-of-42 PATs for 120 points, which ranked third in the AFC and fifth in the NFL.
- Was named AFC Special Teams Player of the Week for his performance against Jacksonville (9/22).
- His 120 points by a rookie ranked eighth in NFL history.
- Split the uprights on five-of-six field goals and one-of-two PATs for a season-high 16 points vs. Jacksonville (9/22) earning AFC Special Teams Player of the Week honors. Hit the game-winning 40-yard field goal in overtime in the 28-25 victory as his field goals made marked a then-career-best, while his attempts are a career-high.
- Tallied three field goals on three attempts while adding three PATs at Baltimore (10/6). Also contributed with a season-long 50-yard field goal.
- Contributed with four extra points in the team's 28-3 victory over the Pittsburgh Steelers (1/5/97) in the Divisional Playoffs.
- Converted two-of-three field goals and two PATs against Jacksonville (1/12/97) in the AFC Championship Game.
- Made three extra points in the team's Super Bowl XXXI loss to the Green Bay Packers (1/26/97).

COLLEGE:

- Four-year letterman who finished as South Dakota State's all-time leading scorer with 185 career points.
- Served as the school's placekicker and also handled punting duties in his final three seasons, earning first-team all-conference honors each year.
- Split the uprights on 27-of-53 career field goals with 104-of-114 PATs. Also added 144 career punts.
- Tallied 47 points as a senior and tied a career-long kick with a 51-yard field goal. Originally set the school record with a 51-yard field goal as a sophomore.
- Led the conference with a 43.5 punting average as a senior, which also ranked fourth in Division II. Contributed with a career-long 77-yard kick.
- Earned second-team all-conference honors as a junior.
- Holds a degree in fitness and wellness.

PERSONAL:

- Attended Rapid City (S.D.) Central High School and lettered in football, soccer, track and wrestling.
- Earned first-team all-state honors in 1991.
- Vinatieri and his wife, Valerie, reside with their sons, A.J. and Gabriel, and daughter, Allison.
- Born in Yankton, S.D.



CAREER REGULAR SEASON STATISTICS

Year	FGM	FGA	PCT	LG	BLK	PAT-M	PAT-A	PCT	BLK	PTS	1-19	20-29	30-39	40-49	50+
2013 IND	35	40	87.5%	52	1	34	34	100.0%	0	139	0-0	6-6	10-11	15-17	4-6
2012 IND	26	33	78.8%	53	0	37	37	100.0%	0	115	1-1	8-8	4-7	9-10	4-7
2011 IND	23	27	85.2%	53	1	24	24	100.0%	0	93	0-0	7-7	6-7	8-10	2-3
2010 IND	26	28	92.9%	48	1	51	51	100.0%	0	129	0-0	8-8	9-10	9-10	0-0
2009 IND	7	9	77.8%	48	0	17	18	94.4%	1	38	1-1	3-3	1-2	2-2	0-1
2008 IND	20	25	80.0%	52	1	43	43	100.0%	0	103	0-0	3-3	11-13	4-7	2-2
2007 IND	23	29	79.3%	39	1	49	51	96.1%	2	118	1-1	14-15	8-10	0-2	0-1
2006 IND	25	28	89.3%	48	0	38	38	100.0%	0	113	1-1	3-3	12-13	9-10	0-1
2005 NE	20	25	80.0%	49	0	40	41	97.6%	1	100	0-0	7-7	9-10	4-6	0-2
2004 NE	31	33	93.9%	48	0	48	48	100.0%	0	141	0-0	13-13	7-7	11-12	0-1
2003 NE	25	34	73.5%	48	1	37	38	97.4%	1	112	0-0	16-17	4-8	5-8	0-1
2002 NE	27	30	90.0%	57	0	36	36	100.0%	0	117	0-0	6-6	12-12	8-10	1-2
2001 NE	24	30	80.0%	54	0	41	42	97.6%	0	113	1-1	8-8	7-8	7-12	1-1
2000 NE	27	33	81.8%	53	0	25	25	100.0%	0	106	0-0	11-13	8-9	7-8	1-3
1999 NE	26	33	78.8%	51	0	29	30	96.7%	1	107	1-1	14-14	5-7	5-9	1-2
1998 NE	31	39	79.5%	55	1	32	32	100.0%	0	125	3-3	8-8	9-14	9-12	2-2
1997 NE	25	29	86.2%	52	0	40	40	100.0%	0	115	0-0	11-11	7-9	6-8	1-1
1996 NE	27	35	77.1%	50	1	39	42	92.9%	1	120	1-1	9-10	8-8	8-14	1-2
TOTAL	448	540	83.0%	57	8	660	670	98.5%	7	2,006	10-10	155-160	137-165	126-167	20-38

*Point total includes a two-point conversion run vs. Buffalo (11/29/98).

CAREER POSTSEASON STATISTICS

Year	FGM	FGA	PCT	LG	BLK	PAT-M	PAT-A	PCT	BLK	PTS	1-19	20-29	30-39	40-49	50+
2013 IND	3	3	100.0%	37	0	8	8	100.0%	0	17	0-0	1-1	2-2	0-0	0-0
2012 IND	3	4	75.0%	52	0	0	0	0.0%	0	9	0-0	1-1	0-0	1-2	1-1
2010 IND	3	3	100.0%	50	0	1	1	100.0%	0	10	0-0	0-0	1-1	1-1	1-1
2009 IND	0	0	0.0%	0	0	0	0	0.0%	0	0	0-0	0-0	0-0	0-0	0-0
2008 IND	1	1	100.0%	43	0	2	2	100.0%	0	5	0-0	0-0	0-0	1-1	0-0
2007 IND	1	1	100.0%	46	0	3	3	100.0%	0	6	0-0	0-0	0-0	1-1	0-0
2006 IND	14	15	93.3%	51	0	7	7	100.0%	0	49	1-1	5-5	2-3	4-4	2-2
2005 NE	2	3	66.7%	40	0	5	5	100.0%	0	11	0-0	0-0	1-1	1-2	0-0
2004 NE	5	5	100.0%	48	0	10	10	100.0%	0	25	0-0	2-2	2-2	1-1	0-0
2003 NE	7	10	70.0%	46	0	6	6	100.0%	0	27	0-0	3-3	2-4	2-3	0-0
2001 NE	6	7	85.7%	48	0	6	6	100.0%	0	24	0-0	2-2	1-1	3-3	0-1
1998 NE	1	1	100.0%	27	0	1	1	100.0%	0	4	0-0	1-1	0-0	0-0	0-0
1997 NE	3	5	60.0%	46	0	2	2	100.0%	0	11	0-0	1-1	1-1	1-3	0-0
1996 NE	2	3	66.7%	29	0	9	9	100.0%	0	15	0-0	2-2	0-0	0-1	0-0
TOTAL	51	61	83.6%	52	0	60	60	100.0%	0	213	1-1	18-18	12-15	16-22	4-5

ADDITIONAL STATISTICS:

PUNTING: CAREER: Two punts for 60 yards, with two inside 20. 1996: 1-27 12/8/96 vs. NYJ. 2001: 1-33 12/9/01 vs. Cleveland.

PASSING: 2004: 1-1-4, TD, 122.9 passer rating, 11/7/04 at St. Louis (Fake FG).

VINATIERI'S GAME-WINNING FIELD GOALS (24)

Opponent	Date	Yards	Time	Final Score
vs. Jacksonville	9/22/96	40	12:24	28-25 OT
vs. NY Jets	9/14/97	34	06:57	27-24 OT
at New Orleans	10/4/98	27	00:03	30-27
vs. San Francisco	12/20/98	35	00:03	24-21
at NY Jets	9/12/99	23	00:03	30-28
vs. Indianapolis	9/19/99	26	00:35	31-28
vs. Cincinnati	11/19/00	22	00:03	16-13
at Buffalo	12/17/00	24	00:19	13-10 OT
vs. San Diego	10/14/01	44	10:55	29-26 OT
at Buffalo	12/16/01	23	09:15	12-9 OT

VINATIERI'S GAME-WINNING FIELD GOALS (24) (CONT)

Opponent	Date	Yards	Time	Final Score
vs. Oakland	1/19/02	23	06:31	16-13 OT
vs. St. Louis	2/3/02	48	00:00	20-17+
vs. Kansas City	9/22/02	35	10:20	41-38 OT
vs. Miami	12/29/02	35	12:57	27-24 OT
at Houston	11/23/03	28	00:40	23-20 OT
vs. Carolina	2/1/04	41	00:04	32-29#
at Pittsburgh	9/25/05	43	00:01	23-20
vs. Atlanta	10/9/05	29	00:17	31-28
at Denver	10/29/06	37	00:02	34-31
vs. Kansas City	11/18/07	24	00:03	13-10
at Minnesota	9/14/08	47	00:03	18-15
at San Diego	11/23/08	51	00:00	23-20
vs. Tennessee	1/2/11	43	00:00	23-20
vs. Minnesota	9/16/12	53	00:08	23-20

*All FGs 1996-2005 came while with New England

+Super Bowl XXXVI

#Super Bowl XXXVIII

DID YOU KNOW: Adam Vinatieri has been part of four Super Bowl Championship teams and has hit two last-minute game-winning field goals in Super Bowl XXXVI vs. St. Louis and Super Bowl XXXVIII vs. Carolina. He is the only kicker in league history to record successful field goals in four Super Bowls and is the only kicker in NFL annals to have played in five Super Bowls.



ERIK WALDEN

Outside Linebacker 6-2 250 Middle Tennessee St.

NFL Exp: 7 (2nd Year with Colts)

How Acquired: UFA – 2013 (GB)

Born: 8/21/85

GP/GS (Postseason): 83/41 (9/6)

93

CAREER TRANSACTIONS:

- Signed by the Colts as an unrestricted free agent on March 13, 2013.
- Signed by the Green Bay Packers on October 27, 2010.
- Released by the Miami Dolphins on September 28, 2010.
- Signed by the Dolphins on September 13, 2010.
- Waived by Miami on September 4, 2010.
- Acquired from waivers (Kansas City) by the Dolphins on November 19, 2008.
- Released by the Kansas City Chiefs on November 18, 2008.
- Acquired from waivers by the Chiefs (Dallas) on August 31, 2008.
- Released by the Dallas Cowboys on August 30, 2008.
- Originally selected by the Cowboys in the sixth round (167th overall) of the 2008 NFL Draft.

WALDEN SINGLE-GAME HIGHS

Tackles: 16 vs. CHI (1/2/11)
Sacks: 3.0 vs. CHI (1/2/11)
FF: 1, two times (Last: vs. DEN 10/20/13)
FR: 1, two times (Last: vs. SEA 10/6/13)

PRO CAREER:

- Became a full-time starter for the first time in his career in 2011, opening the first 15 games at right outside linebacker and setting or tying his career highs in every major statistical category.
- Recovered his first career fumble and returned it five yards for his first career touchdown against the Oakland Raiders on December 11, 2011.
- Took advantage of his second career starting assignment, earning NFC Defensive Player of the Week honors for his Week 17 performance against Chicago in 2010 when he recorded a career-high 3.0 sacks and a career-best 16 tackles.



2013 (COLTS):

- Started all 15 games he competed in and registered 58 tackles (33 solo), 3.0 sacks, one fumble recovery, one forced fumble and three passes defended.
- Was suspended by the NFL for a Week 12 contest at Arizona (11/24).
- Started his first game in a Colts uniform at SLB in the regular season opener against Oakland (9/8). Finished the game with four tackles (one solo).
- In a Week 5 victory against Seattle (10/6), posted four tackles and one fumble recovery on Robert Mathis' sack-forced fumble. The recovery was the second of his career and the first since December 11, 2011 as a member of the Green Bay Packers.
- In a Week 7 victory against Denver (10/2), finished with three tackles, one pass defended and one forced fumble. Assisted in two Broncos turnovers in the fourth quarter when he tipped a Peyton Manning pass, which was intercepted by linebacker Pat Angerer. Also forced a fumble on the ensuing Denver possession at the Colts' two-yard line.
- Finished with six tackles, one pass defended and 1.0 sack in the team's comeback victory at Houston (11/3). Recorded his first quarterback sack as a member of the Colts when he brought down Texans quarterback Case Keenum for a 10-yard loss in the second quarter. The sack led to a Houston missed field goal. The sack was also the 10th of Walden's career.
- In a Week 11 victory at Tennessee (11/14), compiled four tackles (three solo), two tackles for loss and 1.0 sack. The sack, which was his second of the season, came in the third quarter and forced a Titans punt.
- In a Week 14 loss at Cincinnati (12/8), registered seven tackles (three solo).
- Tallied five tackles (four solo) and 1.0 sack in a Week 15 victory against Houston (12/15). Posted his third sack of the season in the fourth quarter, which led to a Houston punt. The sack was also the 12th of his career.
- Started at SLB during the team's Wild Card Playoff victory against Kansas City (1/4/14). Compiled seven tackles (two solo), one tackle for loss and one pass defended in the win.
- Finished with seven tackles (six solo), 1.0 sack and two tackles for loss starting at SLB during the team's Divisional Playoff loss at New England (1/11/14).

2012 (PACKERS):

- Appeared in 15 games with nine starts and registered 69 tackles (38 solo), a career-high-tying 3.0 sacks, his first two career interceptions and four passes defended.
- Made his season debut in Week 2 against Chicago (9/13) and finished with five tackles (three solo) and a half of a sack.
- Finished with seven tackles (four solo) at Seattle (9/24).
- Received his first start of the season, finishing with three tackles (two solo) and a career-high three passes defended at Indianapolis (10/7).
- Was the defense's game ball recipient at St. Louis (10/21) after leading the unit with 12 tackles (eight solo) and a half of a sack. The tackle total was the second highest of his career (16 in Week 17 of 2010).
- Tallied four tackles (two solo), four quarterback hits and his first career interception against Arizona (11/4).
- Finished with nine tackles (eight solo) and 2.0 sacks at Detroit (11/18), marking his first multi-sack outing since the regular season finale in 2010 when he posted 3.0 against Chicago.
- Finished with eight tackles (three solo) and two quarterback hits against Detroit (12/9).
- Collected his second interception of the season against Tennessee (12/23).
- Recorded seven tackles (two solo) and a quarterback hit at Minnesota (12/30).
- Registered four tackles (two solo), 1.0 sack, three pressures and three quarterback hits in an NFC Wild Card Playoff game against Minnesota (1/5/13).

2011 (PACKERS):

- Started the first 15 games and finished fifth on the team with a career-high 86 tackles (50 solo), 3.0 sacks, two passes defended and a fumble recovery that he returned for his first career touchdown.
- Also added a tackle and a forced fumble on special teams.
- Opened the regular season as a starter for the first time in his pro career and ended with six tackles (four solo), 1.0 sack and a pass defended against New Orleans (9/8).
- Finished with five tackles (three solo, two for loss), a team-leading six quarterback hits and a pass defended at San Diego (11/8). Picked up his second sack of the season when he dropped quarterback Philip Rivers for a one-yard loss in the third quarter.
- Led the defense with a season-high 11 tackles (six solo, one for loss) and his third sack of the season against Tampa Bay (11/20). The third sack of the season matched his career-high set in 2010.
- Finished as the team's leading tackler for the second consecutive week with 10 stops (seven solo), while adding three quarterback hits at Detroit (11/24).
- Finished with five tackles (three solo) and his first career fumble recovery that he returned five yards for a

touchdown against Oakland (12/11). Became the franchise-record 19th player on the Packers roster to score a touchdown in 2011, the fifth on defense.

- Recorded a forced fumble on his first special teams tackle of the season against Detroit (1/1/12).

2010 (DOLPHINS/PACKERS)

- Played in the final nine regular season games for Green Bay with a then-career-high two starts after joining the team as a free agent on October 27.
- Posted 31 tackles (19 solo), 3.0 sacks and a pass defended, while adding four tackles on special teams.
- Started the first three postseason contests before being sidelined with an ankle injury for Super Bowl XLV against Pittsburgh.
- Posted 15 tackles (nine solo), 1.0 sack and a forced fumble in the playoffs.
- Spent training camp with the Dolphins but was waived on September 4. Was re-signed on September 13 and played in two games.
- Registered two solo tackles at Detroit (12/12).
- Earned his first career start at New England (12/19) and led the team with nine tackles (four solo).
- Led the team with career highs in sacks (3.0) and tackles (16) on his way to earning NFC Defensive Player of the Week honors against Chicago (1/2/11). Became the first NFL player to have his first career sack come as part of a 3.0-sack game since Cleveland linebacker Andra Davis (4.0 sacks, at Kansas City, 11/9/03).
- Started and registered a team-high eight tackles (five solo), 1.0 sack and a forced fumble in an NFC Wild Card Playoff game at Philadelphia (1/9/11).
- Started and recorded four tackles (two solo), three quarterback hits and a pair of quarterback pressures in an NFC Divisional Playoff game at Atlanta (1/15/11).
- Got the start and registered three tackles (two solo) and two quarterback hits before leaving with an ankle injury in the third quarter of the NFC Championship game at Chicago (1/23/11).
- Was inactive in Super Bowl XLV against Pittsburgh (2/6/11).

2009 (DOLPHINS):

- Played in 11 games for the Dolphins and recorded eight special teams tackles.
- Was inactive for five contests.
- Registered a season-high three tackles on special teams against Buffalo (10/4).

2008 (CHIEFS/DOLPHINS):

- Joined the Cowboys as a sixth round draft pick in April but was released in the final roster reduction on August 30. Claimed off waivers the next day by Kansas City and played in nine games for the Chiefs.
- Recorded 10 special teams tackles in Kansas City, tied for second on the team at the time he was released on November 18. Was claimed off waivers by Miami the next day.
- Played in six games for the Dolphins and posted five special teams stops.
- Made his NFL playoff debut with the Dolphins in an AFC Wild Card Playoff game against Baltimore (1/4/09).

COLLEGE:

- A two-time All-Sun Belt Conference selection at defensive end at Middle Tennessee State who finished his career as the school's all-time sack leader with 22.5.
- Played in 44 games with 34 starts and posted 152 tackles, including 40 for loss, one interception, five forced fumbles, two fumble recoveries and four passes defended.
- Voted a First Team All-Sun Belt selection by the league's coaches and media as a senior.
- Played in 10 games with nine starts, missing two contests with a toe injury, and recorded 46 tackles, including 8.5 tackles for loss, 2.0 sacks, an interception, one forced fumble, two passes defended and a safety.
- Named First Team All-Sun Belt, starting 13 games and setting a single-season school record with 11.5 sacks as a junior. The sack total ranked No. 10 nationally.
- Totaled a career-high 48 tackles, including 14.5 for loss, plus three forced fumbles and a recovery.
- Played in 11 games with starts at two different positions (five at defensive end, three at linebacker) as a sophomore.
- Posted 33 tackles, including 8.5 tackles for loss, 3.0 sacks, two passes defended and a forced fumble.
- Played in 10 games with four starts, leading the team with 6.0 sacks and tying for the team lead with 8.5 tackles for loss as a freshman.
- Had 25 tackles and one forced fumble.

PERSONAL:

- Named an Associated Press first-team choice as a senior after leading Dublin (Ga.) High School to a 14-1 record in 2002 and a berth in the state title game.
- Was a *Macon Telegraph* First Team All-Middle Georgia selection and the *Courier-Herald* Heart of Georgia Defensive Player of the Year.



- Had 97 tackles and a school-record 19.0 sacks as a senior, plus 11 additional tackles for loss, two fumble recoveries and an interception.
- Also played running back, posting 837 yards of total offense, averaging 6.6 yards per carry and scoring 12 touchdowns (eight rushing, four receiving).
- Lettered in football, basketball and track, and was an all-state selection on the hardwood following both his junior and senior seasons.
- Participated in the Donald Driver Celebrity Softball Game and also attended the Edgar Bennett Bowl-A-Thon benefiting the Angel Fund in June of 2012.
- Volunteered at the team's Horseshoe Helpings event.
- Participated in a Meijer Thanksgiving shopping event sponsored by the Colts and Sheltering Wings.
- Was a host at the Second Annual Camp of Champions.
- Earned his degree in physical education.
- A native of Dublin, Ga.

CAREER REGULAR SEASON STATISTICS

Year	GP/GS	Solo	Asst.	Total	Sacks	PD	FF	FR	INT	Yds	Avg.	LG	TD
2013 IND	15/15	33	25	58	3.0	3	1	1	0	0	0.0	0	0
2012 GB	15/9	38	33	71	3.0	4	0	0	2	22	11.0	20	0
2011 GB	16/15	50	36	86	3.0	2	1	1	0	0	0.0	0	0
2010 MIA/GB	11/2	19	12	31	3.0	1	0	0	0	0	0.0	0	0
2009 MIA	11/0	0	0	0	0.0	0	0	0	0	0	0.0	0	0
2008 KC/MIA	15/0	0	0	0	0.0	0	0	0	0	0	0.0	0	0
TOTAL	83/41	140	106	246	12.0	10	2	2	2	22	11.0	20	0

CAREER POSTSEASON STATISTICS

Year	GP/GS	Solo	Asst.	Total	Sacks	PD	FF	FR	INT	Yds	Avg.	LG	TD
2013 IND	2/2	8	6	14	1.0	1	0	0	0	0	0.0	0	0
2012 GB	2/1	5	4	9	1.0	0	0	0	0	0	0.0	0	0
2011 GB	1/0	3	0	3	0.0	0	0	0	0	0	0.0	0	0
2010 GB	3/3	9	6	15	1.0	0	1	0	0	0	0.0	0	0
2008 MIA	1/0	0	0	0	0.0	0	0	0	0	0	0.0	0	0
TOTAL	9/6	25	16	41	3.0	1	1	0	0	0	0.0	0	0

SPECIAL TEAMS TACKLES: 28 (2011 - 1, 2010 - 4, 2009 - 8, 2008 - 15)

SPECIAL TEAMS FORCED FUMBLES: 1 (2011 - 1)

ERIK WALDEN QUICK HITS

Favorite team and/or athlete outside of football: Kobe Bryant

Favorite musician and/or song: Tupac

Hobbies outside of football: Basketball

Favorite food: Seafood

Favorite movie: *Coming to America*



REGGIE WAYNE

Wide Receiver 6-0 203 Miami (Fla.)

NFL Exp: 14 (14th Year with Colts)

How Acquired: D1 – 2001 (30th overall)

Born: 11/17/78

GP/GS (Postseason): 196/182 (18/18)

87

CAREER TRANSACTIONS:

- Selected by the Colts in the first round of the 2001 NFL Draft (30th overall).

PRO CAREER:

- Ranks second in Colts history in receptions (1,102, Marvin Harrison), receiving yards (14,580, Harrison), receiving touchdowns (128, Harrison), scrimmage yards (14,608, Harrison), 100-plus yard games (59, Harrison; 42, Wayne) and consecutive games with a reception (190, Harrison; 119, Wayne).
- Named to six career Pro Bowls (2006-2010, 2012).
- Was a First Team Associated Press NFL All-Pro in 2010.
- Played in all 16 games for the Colts for the 11th consecutive season in 2012.
- Led the team in receiving for the sixth consecutive year in 2012, surpassing Marvin Harrison for the most consecutive seasons in Colts history.
- Is the only active player in the NFL's top 10 in all-time receptions.
- Recorded his 1,000th career reception during the team's contest at San Diego on October 14, 2013. On his fifth catch of the game, passed Hines Ward for eighth place on the league's all-time receptions list as the Colts became the first team in NFL history to have two players with 1,000 catches each with the franchise (Marvin Harrison, 1,102). Became the third-fastest player to reach 1,000 catches.
- Is one-of-six players in NFL history to post four career 100-plus reception seasons (2007, 2009-2010, 2012) and became the 11th NFL player with back-to-back 100-plus reception seasons (2009-2010).
- Totaled seven consecutive 1,000-plus seasons (2004-2010), becoming the eighth player in NFL history to accomplish the feat.
- Set a club record with 15 receptions against Jacksonville on October 3, 2010.
- Established a career-high with 212 receiving yards in a victory against Green Bay on October 7, 2012.
- Increased his seasonal reception totals during the first seven seasons (2001-07) of his career, becoming the third player in NFL history to achieve the mark (Raymond Berry, 1955-1961; Shawn Jefferson, 1991-97).
- For his career, accumulated 15 double-digit reception outings, eight multiple-touchdown games and one three-plus touchdown game.
- Recorded 779 receptions for 10,602 yards and 67 touchdowns with quarterback Peyton Manning. The completion total ranks as the second most between a quarterback-receiver tandem (953, Manning-Harrison) in NFL history. Wayne also became only the second player in NFL history to surpass 10,000 yards receiving with one quarterback (12,776, Manning-Harrison). With 67 touchdowns between Manning and Wayne, the duo holds the record for the fourth most all-time in NFL history.
- Ranks as one-of-six Colts players with 100-plus consecutive career starts (208, QB-Peyton Manning; 146, Wayne; 115 C-Ken Mendenhall; 104, DE-Fred Cook; 102, DB-Jason Belsler; 101, OT-Tarik Glenn).
- One-of-14 Colts players to participate in 100-plus career wins and is tied for third in franchise history (141 games, QB-Peyton Manning; 132, QB-John Unitas; 132, C-Jeff Saturday; 132-Wayne).
- The Colts are 30-12 when he reaches the 100-yard receiving plateau.
- Prior to being placed on Injured Reserve on October 22, 2013, compiled a streak of 189 consecutive games played, which ranked first among all active wide receivers and second among active players (London Fletcher). Enters the 2014 season with his current NFL record of 71 consecutive games with three-or-more catches.
- In 18 career postseason outings, leads the franchise in postseason receptions (92), yards (1,242) and touchdowns (nine).
- Ranks second in franchise postseason points with 56 (96, Adam Vinatieri).
- Currently ranks second in NFL postseason history in receptions, fourth in receiving yards and tied for seventh in touchdown receptions. Is the only active player to rank in the top five in receiving yards.

WAYNE SINGLE-GAME HIGHS

Rec:	15 at JAX (10/3/10)
Yards:	212 vs. GB (10/7/12)
TDs:	3 at DEN (10/29/06)
LG:	71t at DEN (1/2/05)

ADMINISTRATION

COACHING STAFF

FOOTBALL OPERATIONS

BUSINESS OPERATIONS

PLAYERS

2013 SEASON IN REVIEW

COLTS HISTORY

RECORDS

COLTS IN THE COMMUNITY



2013 (COLTS):

- Started all seven games at wide receiver prior to being placed on Injured Reserve on October 22. Caught 38 passes for 503 yards (13.2 avg.) and two touchdowns. Also contributed with one rush for five yards.
- In the team's regular season opener against Oakland (9/8), led both teams in receiving with eight catches for 96 yards and one touchdown. Surpassed Steve Largent for 13th place on the league's all-time receiving yardage list. With the touchdown, moved into a tie with Harold Carmichael and Charley Taylor for 20th place all-time in NFL history for touchdowns by a wide receiver with 79. Has scored at least one touchdown in six of the last seven regular season openers dating back to 2007 (seven total). With eight receptions against the Raiders, improved his current NFL record of consecutive games with at least three catches to 65. The streak dates back to the first game of the 2009 season when he caught 10 passes for 162 yards against Jacksonville. Also improved his streak of consecutive regular season games with at least one catch to 113.
- Caught five passes for 46 yards against Miami (9/15). With his receiving yardage total, passed Andre Reed for 12th place on the league's all-time receiving yardage list (13,205). Also passed Marvin Harrison for the seventh-most games played in Colts history.
- Totaled four catches for 58 yards in the team's Week 3 victory at San Francisco (9/22) and added one rush for five yards. Played in his 185th consecutive game, which tied Justin Snow (193) for the sixth-most games played in Colts history. With his second reception of the contest in the second quarter, passed Randy Moss (982) for the ninth-most catches in NFL history.
- In a Week 4 victory at Jacksonville (9/29), caught five passes for 100 yards and one touchdown. With his touchdown reception, became the 11th player in NFL history with 13,000-plus career receiving yards and 80 touchdowns. Passed Charley Taylor and Harold Carmichael (79) for a tie of 22nd place in NFL history in touchdown receptions. His 100-yard performance was the 42nd of his career. Has 138 catches for 1,956 yards against Jacksonville, his most against any opponent.
- Finished with six receptions for 65 yards in a victory over Seattle (10/6). With 65 yards, passed Torry Holt (13,382) for 11th place on the NFL's all-time receiving yardage list.
- Caught five passes for 88 yards in a Week 6 loss at San Diego (10/14). On his fourth catch in the fourth quarter, became the ninth player in NFL history with 1,000 career receptions. The Colts also became the first team in NFL history to have two players with 1,000 catches each with the franchise (Marvin Harrison, 1,102). Playing in his 195th career game, became the NFL's third-fastest player to reach 1,000 catches. On his fifth catch of the game, passed Hines Ward for eighth place on the league's all-time receptions list.
- Registered five receptions for 50 yards, with a long catch of 14 yards in a Week 7 win against Denver (10/20). With five catches, he improved his current NFL record of consecutive games with three-or-more receptions to 71. He also improved his streak of consecutive games with at least one reception to 119, which ranks third among active players. Played in his 189th consecutive game, which ranked first among all active wide receivers and second among all active players (London Fletcher, 246). Left the game in the fourth quarter with a knee injury.
- Placed on Injured Reserve on October 22, 2013.

2012 (COLTS):

- Played in all 16 games (15 starts) and totaled 106 receptions for 1,355 yards and five touchdowns. His reception and receiving yardage totals were both the second-highest marks of his career.
- Surpassed Marvin Harrison for the most consecutive seasons leading the team in receiving yards with six. Also led the team in receptions (106) and tied Harrison (six) for the most consecutive seasons leading the team in catches.
- Earned his sixth career Pro Bowl selection.
- Ranked third in the AFC in receptions and receiving yards and ranked sixth in the NFL in receptions and seventh in receiving yards.
- Passed Jimmy Smith, Keenan McCardell, Torry Holt, Art Monk, Derrick Mason and Andre Reed for 10th place on the NFL's all-time receptions list. Also passed Don Maynard, Michael Irvin, Derrick Mason, Hines Ward, Charlie Joiner, Jimmy Smith, Art Monk and Irving Fryar for 14th place all-time in receiving yards.
- Recorded his sixth career 1,200-yard season, tying Marvin Harrison and Torry Holt for the third most in NFL history.
- Tallied his eighth 1,000-yard season, tying Marvin Harrison for the most in Colts history.
- Became one-of-six players in NFL history to record four-or-more 100-catch seasons.
- Passed Edgerrin James (12,065) for second place on the franchise's all-time scrimmage yards list.
- Broke Cris Carter's previous record of 59 straight games with three-or-more receptions. Wayne ended the season with his streak at 64 consecutive games.
- Became one-of-eight NFL receivers to total 100-plus career catches against three-or-more teams (Houston, Jacksonville and Tennessee).
- In the season opener at Chicago (9/9), finished the contest with nine catches for 135 yards, totaling over 100 yards in the season opener for the second-straight year.



- Against Jacksonville (9/23) in Week 3, finished the game with eight catches for 88 yards and became the 20th player in NFL history to reach 12,000 career receiving yards (12,002).
- Named AFC Offensive Player of the Week after setting a career-high with 212 receiving yards on 13 receptions against Green Bay (10/7) while adding the game-winning four-yard touchdown with 35 seconds remaining in the fourth quarter. His 212 receiving yards were the second-highest single-game total in franchise history (224 Raymond Berry at Washington, 11/10/57). His receiving total marked his 40th career 100-yard performance and second 200-yard game. Led the team with six receptions for 104 yards in the first half, which was the third-highest first-half receiving total of his career. Moved past former running back Edgerrin James (12,065) for second place on the franchise's all-time scrimmage yards list. Improved his streak of catching at least one pass to 100 consecutive games.
- Led both teams in receiving with five catches for 87 yards at the New York Jets (10/14) and became the 14th player in NFL history to reach 900 career receptions.
- Led both teams in receiving with seven receptions for 91 yards (13.0 avg.) at Tennessee (10/28) and surpassed Lenny Moore for second place on the Colts all-time all-purpose yardage list with 12,465.
- Totaled seven receptions for 78 yards and one touchdown against Miami (11/4). With his first quarter touchdown, surpassed Edgerrin James (75) for third place on the franchise's all-time touchdowns list. He also passed James (458) for seventh place on the team's all-time scoring list.
- Caught nine passes for 114 yards in the team's AFC Wild Card Playoff loss at Baltimore (1/6/13). With nine receptions, he has totaled 92 in his postseason career, which ranks second all-time to Jerry Rice (151). With 114 yards, he has also upped his career postseason total to 1,242, which ranks fourth in NFL history. His postseason reception and receiving yardage totals are also Colts franchise highs. Topped the 100-yard receiving plateau for the third time in his postseason career, which is tied with Dallas Clark for the most postseason 100-yard games in Colts history. Wayne also moved into a tie with Justin Snow for the third-most postseason games played in team history with 18.

2011 (COLTS):

- Started all 16 games at wide receiver for the ninth consecutive season.
- Ranked first on the team in receptions (75) and receiving yardage (960) and also added four touchdowns.
- Moved into a tie with Marvin Harrison (1999-2003) for the most consecutive seasons leading the team in receiving yardage with five (2007-2011).
- Extended his streak of consecutive regular season games with at least one reception to 96.
- Led the team with seven receptions for 106 yards and one touchdown in the season opener at Houston (9/11). The game marked the fifth consecutive season opener in which he caught a touchdown.
- Recorded his 800th career catch vs. Pittsburgh (9/25), finishing the season tied for 15th place on the NFL's all-time reception list with Jimmy Smith (862).
- Became the 24th player in NFL history to top 11,000 career receiving yards, finishing with four receptions for 59 receiving yards at Tampa Bay (10/3).
- In a Week 8 contest at Tennessee (10/30), totaled 61 receiving yards and moved past Lenny Moore (11,213) for third place on the franchise's all-time scrimmage yards list (11,708). Also moved past Marvin Harrison for the most catches by a Colts receiver against the Titans in franchise history (currently with 90).
- Surpassed Muhsin Muhammad for 22nd place on the NFL's all-time receiving yardage list in a Week 13 meeting in New England (12/4) when he caught five passes for 55 yards.
- Led the team with eight catches for 108 yards (13.3 avg.) and one touchdown against Houston (12/22). His one-yard touchdown with 19 seconds remaining in the game proved to be the game-winner. With his eight receptions, passed Rod Smith (849) and Irving Fryar (851) for 18th and 17th place on the NFL's all-time receptions list.
- Caught eight passes for 73 yards in the season finale at Jacksonville (1/1/12) and moved passed Muhsin Muhammad (860) for 16th place on the league's all-time receptions list.

2010 (COLTS):

- Started 16 games at wide receiver for the eighth consecutive season.
- Recorded a season-high and ranked third in club history in receptions with 111 for 1,355 yards and six touchdowns.
- Earned his fifth consecutive Pro Bowl bid and was named to The Associated Press NFL All-Pro first-team for the first time in career. Also garnered PFW/PFWA All-NFL Team and PFW/PFWA All-AFC Team honors.
- Became the eighth NFL player, and only active one, with seven consecutive 1,000-plus yard seasons, and the seventh NFL player with three career 100-plus reception seasons. Also became the 11th player with consecutive 100-plus receptions seasons.
- Ranked first in the AFC and second in the NFL in receptions and second in the AFC and third in the NFL in reception yards.



- Surpassed QB-Jim Kelly and WR-Andre Reed (9,538) for the second-most passing yards for a QB-WR tandem with Peyton Manning.
- Tallied 15 receptions for 196 yards at Jacksonville (10/3) to set a career-high for receptions and a franchise single-game record.
- A touchdown reception from Manning moved him into fifth place in NFL history and second in franchise history for the most passing touchdowns between a QB-WR tandem with four receptions for 39 yards and a touchdown against Houston (11/1).
- With eight receptions for 107 yards and a touchdown at New England (11/21), recorded his 65th touchdown reception from Manning, tying Kelly-Reed for fourth-most all-time.
- Against the Dallas Cowboys (12/5) had 14 receptions for 200 yards and one touchdown. The yardage was a career-high and was his 14th career 10-plus reception game, two shy of the club record (16, Harrison). The touchdown reception was the 68th of his career, tying Berry for second-most in club history.
- Had five receptions for 34 yards vs. Jacksonville (12/19) for the 78th consecutive game with a reception, surpassing Marshall Faulk for the second-longest streak in franchise history.
- Moved into second place over Raymond Berry in franchise history with 69 career touchdown receptions on nine receptions for 68 yards and one touchdown against Tennessee (1/2/11).
- Started at wide receiver in the Wild Card Playoffs vs. the New York Jets (1/8/11) and had one reception for one yard.

2009 (COLTS):

- Started 16 games at wide receiver.
- Finished the season with 100 receptions for 1,264 yards and 10 touchdowns to earn his fourth consecutive Pro Bowl bid. Also earned Associated Press NFL All-Pro second-team accolades.
- Ranked tied for fourth in the AFC and tied for fifth in the NFL in receptions and tied for third in the AFC and tied for fifth in the NFL in receiving yards.
- Recorded 12 receptions for 147 yards and one touchdown vs. San Francisco (11/1), catching the game-winning score from running back Joseph Addai. The touchdown reception also marked a career-best fifth straight game with a touchdown and his reception total tied a then-single-game career-best.
- Against the Houston Texans (11/8), surpassed Raymond Berry (631) for the second-most receptions in franchise history with eight catches for 64 yards.
- Moved past Raymond Berry (9,275) for the second-most receiving yards in franchise history at Jacksonville (12/17), recording five receptions for 132 yards.
- Totaled 16 receptions for 164 yards and one touchdown in the postseason.
- Recorded 63 yards and one touchdown on eight receptions in the Divisional Playoffs against Baltimore (1/16/10). Surpassed 1,000 career receiving yards in the playoffs, becoming first player in franchise history and the 11th player in NFL history to do so. Also moved into second place on the franchise career playoff scoring list (56 points).
- Contributed with three receptions for 55 yards against the New York Jets (1/23/10), moving into fourth place in career postseason receptions, surpassing running back Thurman Thomas (76). Also moved into eighth place in career postseason receiving yards.
- In Super Bowl XLIV against New Orleans (2/7/10) had five receptions for 46 yards. Moved into seventh place in NFL career postseason receiving yards (1,127), surpassing Paul Warfield (1,121).

2008 (COLTS):

- Started 16 games at wide receiver.
- Earned his third consecutive Pro Bowl selection after posting 82 receptions for 1,145 yards and six touchdowns.
- Totaled his fifth consecutive 1,000-plus yard season and surpassed 500 career receptions and 8,000 career yards. His 53 career touchdown receptions placed him third in club history.
- Recorded seven receptions for 97 yards and one touchdown at Houston (10/5) and caught the game-winning touchdown with 1:54 remaining to cap a 17-point comeback in the final 4:04 for a 31-27 victory.
- With eight receptions for 118 yards and one touchdown against Baltimore (10/12), surpassed wide receiver Jimmy Orr for third in franchise history with his 51st career touchdown reception, and 50th from Manning.
- Tallied his 24th career 100-plus receiving game at Pittsburgh (11/9) to move past Raymond Berry for second-most in club history.
- Started at wide receiver and had four receptions for 129 yards and one touchdown in the Wild Card Playoffs at San Diego (1/3/09).

2007 (COLTS):

- Started 16 games at wide receiver.
- Finished the season with 104 receptions for 1,510 yards and 10 touchdowns, reception and yardage totals were career-bests.

- Contributed with his fourth consecutive 1,000-plus yard season and second career 10-plus touchdown season.
- Was his first career 100-plus reception season and yardage total led the NFL on his way to being selected to his second career Pro Bowl and first as starter.
- Named to the *Sports Illustrated* NFL All-Pro Team and PFW/PFWA All-AFC Team and was a second-team Associated Press NFL All-Pro choice.
- Became the third receiver in NFL history to increase reception totals for the first seven seasons of a career (Berry, 1955-1961; Shawn Jefferson, 1991-1997).
- Tallied a career-best six 100-plus yard games and had four-plus receptions in 15 games.
- At Carolina (10/28) posted seven receptions for 168 yards and one touchdown, which was the second-highest yardage total of his career.
- Started at wide receiver against San Diego (1/13/08) in the Divisional Playoffs, totaling seven receptions for 76 yards and one touchdown.

2006 (COLTS):

- Started 16 games at wide receiver.
- Recorded 86 receptions for 1,310 yards and nine touchdowns.
- Earned Pro Bowl honors for the first time and was named to the *USA Today Sports Weekly* NFL All-Pro first-team.
- Caught the go-ahead touchdown with 9:50 left vs. Tennessee (10/8) to give Colts a 14-13 lead.
- Notched a season-best 10 receptions for 138 yards and three touchdowns in a 34-31 comeback victory at Denver (10/29).
- Was named by his teammates as the recipient of the Ed Block Courage Award.
- Started at wide receiver and had 17 receptions for 216 yards and two touchdowns in the postseason.
- Registered five receptions for 36 yards and a touchdown against Kansas City in the Wild Card Playoffs (1/6/07).
- Had five receptions for 51 yards at Baltimore in the Divisional Playoffs (1/13/07).
- Against New England in the AFC Championship Game (1/21/07), totaled 68 yards on five receptions.
- In a Super Bowl XLI victory over Chicago (2/4/07), grabbed two receptions for 61 yards and one touchdown (53 yards). Became the fifth wide receiver since the 1970 NFL merger with a touchdown reception in both the Super Bowl and Pro Bowl in the same season (Tony Hill, Dallas, 1978; Gary Clark, Washington, 1991; Michael Irvin, Dallas, 1992; Yancey Thigpen, Pittsburgh, 1995).

2005 (COLTS):

- Started 16 games at wide receiver.
- Finished the season with 83 receptions for 1,055 yards and five touchdowns.
- Had receptions in 15 games, missing against Arizona (1/1/06) to snap a streak of 32 consecutive games with a reception.
- Recorded a 66-yard touchdown pass from Peyton Manning at Cincinnati (11/20), the duo's longest connection at the time.
- Started at wide receiver against Pittsburgh (1/15/06) in the Divisional Playoffs, leading the team with nine receptions for 97 yards.

2004 (COLTS):

- Started 16 games at wide receiver.
- Set then career season-bests with 77 receptions for 1,210 yards and 12 touchdowns.
- Recorded his first career 1,000-plus yard season and 10-plus touchdown season.
- Along with Marvin Harrison (86 receptions, 1,113 yards, 15 touchdowns) and Brandon Stokley (68 receptions, 1,077 yards, 10 touchdowns), became first trio in NFL history with 10-plus seasonal touchdowns and placed the Colts as one of four teams in NFL history with three 1,000-plus yard seasonal receivers.
- Earned NFL Wild Card Weekend Offensive Player of the Week honors for his performance against Denver (1/9/05).
- Against the Green Bay Packers (9/26) finished with 184 yards and one touchdown on 11 receptions.
- Started at wide receiver and finished the playoffs with 13 receptions for 256 yards and two touchdowns.
- In the Wild Card Playoff matchup against Denver (1/9/05), finished with 10 receptions for 221 yards and two touchdowns. Was named Wild Card Weekend NFL Offensive Player of the Week after setting a club playoff record for reception yardage total and the third-highest total in NFL playoff history. The two touchdown receptions tied Marvin Harrison and Brandon Stokley for the most touchdown receptions in a playoff game in franchise history.
- Tallied three receptions for 35 yards against New England (1/16/05) in the Divisional Playoff round.

2003 (COLTS):

- Started 16 games at wide receiver for the first time in his career.



- Compiled 68 receptions for 838 yards and seven touchdowns with 15 multiple-reception games.
- Against Jacksonville (9/21), recorded 10 receptions for 141 yards and two touchdowns, tying a season-high for yardage and touchdowns.
- Started at wide receiver in all three rounds of the playoffs.
- Recorded 43 yards and one touchdown on five receptions against Denver (1/4/04) in the AFC Wild Card Playoff game.
- Contributed with six receptions for 83 yards and one touchdown at Kansas City (1/11/04) in the Divisional Playoffs.
- Talled four receptions for 46 yards at New England (1/18/04) in the AFC Championship Game.

2002 (COLTS):

- Started seven-of-16 contests at wide receiver with the majority of his starts coming in three-receiver sets after taking over for the injured Qadry Ismail late in the season.
- Finished the year with 49 receptions for 716 yards and four touchdowns.
- Had a reception in 14 outings and produced three 100-plus yardage outings.
- Earned his first career touchdown at Houston (9/22) on a 43-yard touchdown reception.
- Posted 121 yards and one touchdown on six receptions at Philadelphia (11/10).
- Started at wide receiver at the New York Jets (1/4/03) and had three receptions for 17 yards in the team's Wild Card Playoff game.

2001 (COLTS):

- Started nine-of-13 games at wide receiver in his rookie season and was inactive for another three contests.
- Produced 345 yards on 23 receptions.
- Suffered a high ankle sprain early in the season and a knee sprain later in the season.
- Registered multiple-reception games eight times with his top outing coming vs. Atlanta (12/16), five receptions for 78 yards.

COLLEGE:

- Four-year starter at the University of Miami, starting in 42 career games.
- Set the school all-time record for receptions (173), topping the previous mark set by Lamar Thomas (144).
- With 20 touchdowns, joined Thomas (23) and Michael Irvin (26) as the only players in school history to record 20-plus career touchdown receptions.
- Had at least one reception in 36 consecutive games.
- As a senior, started in 11 games and finished the season with 43 catches for 755 yards and 10 touchdowns. His 10 touchdowns were the second most for a single season in school history behind Michael Irvin (11).
- Earned All-Big East first-team honors and was awarded Miami's Strength Training Athlete of the Year by the coaching staff.
- Set the school's seasonal receptions mark (48) by freshman, topping Michael Irvin (46). Also ranked second behind Irvin (840) on the freshman receiving yardage list with 640 yards.
- Awarded All-Big East Rookie of the Year honors.
- Named to *The Sporting News* Freshman All-America first-team and the All-Big East second-team.

PERSONAL:

- Attended John Ehret High School in Marrero, La. and was a two-time all-state honoree.
- Totaled 50 receptions for 930 yards and 10 touchdowns as a senior.
- Competed in the 200-meter dash and various relays in track.
- Was the recipient of the 2011 Colts Man of the Year award.
- Hosts a Christmas adoption program to provide gifts for nearly 300 families.
- Gives away turkeys to more than 1,500 families each Thanksgiving.
- Donates tickets to local youth at each Colts game.
- Provides a safe trick or treat drive-through for 3,000 youth each year.
- Hosted a celebrity basketball game in New Orleans with proceeds benefiting his former high school.
- Assisted with the "Saving Our Youth" Celebrity Basketball Tournament at the Indiana Black Expo in 2013.
- Born in New Orleans.

CAREER REGULAR SEASON STATISTICS

Year	GP/GS	No.	RECEIVING				RUSHING				
			Yards	Avg.	LG	TD	No.	Yards	Avg.	LG	TD
2013 IND	7/7	38	503	13.2	35	2	1	5	5.0	5	0
2012 IND	16/15	106	1,355	12.8	33	5	1	-5	-5.0	-5	0
2011 IND	16/16	75	960	12.8	56t	4	0	0	0.0	0	0
2010 IND	16/16	111	1,355	12.2	50	6	0	0	0.0	0	0
2009 IND	16/16	100	1,264	12.6	65t	10	0	0	0.0	0	0
2008 IND	16/16	82	1,145	14.0	65t	6	0	0	0.0	0	0
2007 IND	16/16	104	1,510	14.5	64	10	1	4	4.0	4	0
2006 IND	16/16	86	1,310	15.2	51t	9	0	0	0.0	0	0
2005 IND	16/16	83	1,055	12.7	66t	5	0	0	0.0	0	0
2004 IND	16/16	77	1,210	15.7	71t	12	1	-4	-4.0	-4	0
2003 IND	16/16	68	838	12.3	57t	7	0	0	0.0	0	0
2002 IND	16/7	49	716	14.6	49	4	0	0	0.0	0	0
2001 IND	13/9	27	345	12.8	43t	0	0	0	0.0	0	0
TOTAL	196/182	1,006	13,566	13.5	71t	80	4	0	0.0	5	0


CAREER POSTSEASON STATISTICS

Year	GP/GS	No.	RECEIVING				RUSHING				
			Yards	Avg.	LG	TD	No.	Yards	Avg.	LG	TD
2013 IND											
2012 IND	1/1	9	114	12.7	20	0	0	0	0.0	0	0
2010 IND	1/1	1	1	1.0	1	0	0	0	0.0	0	0
2009 IND	3/3	16	164	10.3	25	1	0	0	0.0	0	0
2008 IND	1/1	4	129	32.3	72t	1	0	0	0.0	0	0
2007 IND	1/1	7	76	10.9	21	1	0	0	0.0	0	0
2006 IND	4/4	17	216	12.7	53t	2	0	0	0.0	0	0
2005 IND	1/1	7	97	13.9	24	0	0	0	0.0	0	0
2004 IND	2/2	13	256	19.7	49	2	0	0	0.0	0	0
2003 IND	3/3	15	172	11.5	20t	2	0	0	0.0	0	0
2002 IND	1/1	3	17	5.7	7	0	0	0	0.0	0	0
TOTAL	18/18	92	1,242	13.5	72t	9	0	0	0.0	0	0

ADDITIONAL STATISTICS:
PASSING: 0-1, INT (2009)

TWO-POINT CONVERSIONS: 2 (regular season), 1 (postseason)

DID YOU KNOW: Wide receiver Reggie Wayne enters the 2014 campaign 97 receptions, 1,015 receiving yards and 1,043 scrimmage yards shy of breaking franchise career receiving records, all currently held by Marvin Harrison.



BJOERN WERNER

Outside Linebacker 6-3 257 Florida State

NFL Exp: 2 (2nd Year with Colts)

How Acquired: D1 – 2013 (24th overall)

Born: 8/30/90

GP/GS (Postseason): 13/1 (2/0)

92

CAREER TRANSACTIONS:

- Selected by the Colts in the first round (24th overall) of the 2013 NFL Draft.

2013 (COLTS):

- Played in 13 games (one start) and totaled 15 tackles (13 solo), 2.5 sacks and three passes defended.
- Completed in his first career NFL contest at linebacker and on special teams in the Colts regular season opener against Oakland (9/8). Finished the contest with one special teams tackle.
- Against Miami (9/15) in Week 2, registered three tackles (two solo) and split the team's first sack of the game with Pat Angerer when the two brought down Ryan Tannehill for an eight-yard loss in the second quarter. The sack came on a third down and forced a Dolphins punt. The half sack for Werner was the first of his NFL career.
- Saw action at outside linebacker in a Week 10 loss against St. Louis (11/10) and posted two solo stops.
- In a Week 11 victory at Tennessee (11/14), saw action at outside linebacker, but did not record a tackle.
- Started his first career game at outside linebacker in a Week 12 loss at Arizona. Contributed with one tackle and one pass defended.
- Finished with three tackles in a Week 13 victory against Tennessee (12/1), seeing action at outside linebacker.
- Participated at linebacker and on special teams during a Week 14 loss at Cincinnati (12/8). Recorded one tackle and one pass defended while adding one special teams stop.
- In a Week 15 victory against Houston (12/15), recorded three tackles and added the team's fourth sack of the game which was also the first full sack of his career.
- Tallied one tackle and 1.0 sack in a Week 16 victory at Kansas City (12/22).
- Competed in his first career postseason contest during the team's Wild Card Playoff victory against Kansas City (1/4/14). Did not finish with a tackle in the game.
- During the team's Divisional Playoff loss at New England (1/11/14), finished with two solo tackles.

COLLEGE:

- Unanimous All-America first-team selection as a junior in 2012 (*The NFL Draft Report*, Walter Camp, Football Writers Association, The Associated Press, American Football Coaches Association, Florida Athletic Coaches Association, *Sporting News*, *CBS Sports*, *Athlon* and *Pro Football Weekly*).
- Named the ACC's Defensive Player of the Year and earned All-ACC first-team honors in 2012.
- Started each of his final 27 games at Florida State, appearing in a total of 41 contests.
- Recorded 99 tackles (63 solo), 23.5 sacks, 35.0 stops for loss, three forced fumbles and three fumble recoveries, including a 25-yard return for a touchdown. Also intercepted one pass and deflected 17 others.
- His 23.5 sacks ranked eighth among active NCAA Football Bowl Subdivision performers and tied Jamal Reynolds (1997-2000) for fourth on the school career-record chart behind Reinard Wilson (35.5; 1993-96), Peter Boulware (34.0; 1994-96) and Ron Simmons (25.0; 1977-1980).
- Finished ninth in school history with 35.0 tackles for loss.

PERSONAL:

- Was a German exchange student who played only two years of high school football in the United States, attending Salisbury (Conn.) High School.
- Rated a four-star prospect by *Scout.com* and received a three-star ranking from *Rivals.com*, which regarded him as the sixth-best overall prospect in the state of Connecticut.
- Rated the 24th-best defensive end prospect according to *ESPN.com*.
- As a sophomore, recorded 54 tackles, including 24 for loss, 12.0 sacks and two fumble recoveries in eight games.
- Returned to Germany and played at home for the Berlin Adler club team as a junior.
- Came back to Salisbury for his senior season as a tight end and defensive end and posted 57 tackles with 3.0 sacks, four forced fumbles, a fumble recovery, four passes defended and two blocked field goals.

WERNER SINGLE-GAME HIGHS

Tackles:	3, three times (Last: vs. HOU 12/15/13)
Sacks:	1.0, two times (Last: at KC 12/22/13)
FF:	0
FR:	0

ADMINISTRATION

COACHING
STAFFFOOTBALL
OPERATIONSBUSINESS
OPERATIONS

PLAYERS

2013 SEASON
IN REVIEWCOLTS
HISTORY

RECORDS

COLTS IN THE
COMMUNITY



- Also caught 10 passes for 98 yards from the tight end position in 2009.
- Volunteered at several functions, including the team's Cold Feet Warm Shoes event, Horseshoe Helpings and the IndyHumane Visit.
- Served as a host for a holiday gift giving event assisting Trinity House.
- Participated in the Colts Rookie Community Blitz at Chase Legacy Center.
- Majored in business at Florida State.
- Married to his wife, Denise.
- A native of Berlin, Germany.

CAREER REGULAR SEASON STATISTICS

Year	GP/GS	Solo	Asst.	Total	Sacks	PD	FF	FR	INT	Yds	Avg.	LG	TD
2013 IND	13/1	13	2	15	2.5	3	0	0	0	0	0.0	0	0
TOTAL	13/1	13	2	15	2.5	3	0	0	0	0	0.0	0	0

CAREER POSTSEASON STATISTICS

Year	GP/GS	Solo	Asst.	Total	Sacks	PD	FF	FR	INT	Yds	Avg.	LG	TD
2013 IND	2/0	2	0	2	0.0	0	0	0	0	0	0.0	0	0
TOTAL	2/0	2	0	2	0.0	0	0	0	0	0	0.0	0	0

SPECIAL TEAMS TACKLES: 3 (2013 – 3)**BJOERN WERNER QUICK HITS****Favorite team and/or athlete outside of football:** Germany National Team (soccer)**Hobbies outside of football:** Golf and playing FIFA**Favorite food:** Schnitzel**GRIFF WHALEN****Wide Receiver 5-11 190 Stanford****NFL Exp:** 3 (3rd Year with Colts)**How Acquired:** FA – 2012**Born:** 3/1/90**GP/GS (Postseason):** 9/3 (2/1)**17****CAREER TRANSACTIONS:**

- Signed to the Colts active roster from the practice squad on December 14, 2013.
- Signed to the Colts practice squad on November 20, 2013.
- Waived by the Colts on November 19, 2013.
- Signed to the Colts active roster from the practice squad on October 28, 2013.
- Signed to the Colts practice squad on October 1, 2013.
- Waived by the Colts on September 30, 2013.
- Signed by the Colts as an undrafted free agent on April 30, 2012.

WHALEN SINGLE-GAME HIGHS

Rec:	7 at KC (12/22/13)
Yards:	80 at KC (12/22/13)
TDs:	1, two times (Last: vs. JAX 12/29/13)
LG:	25 vs. STL (11/10/13)

2013 (COLTS):

- Participated in nine games (three starts) and compiled 24 receptions for 259 yards and two touchdowns. Also returned eight punts for 104 yards (13.0 avg.) and one kickoff for 22 yards.
- Played in his first career NFL contest in the team's regular season opener against Oakland (9/8). Did not record a reception, but participated on special teams.
- Caught his first two career passes for 28 yards, adding a long reception of 22 yards against Miami (9/15). Also participated on special teams and tallied one tackle.
- Saw action in his first contest since being signed from the practice squad on October 28 and recorded three receptions for 32 yards and a long catch of 17 yards in a win at Houston (11/3). Made a crucial reception on third down during the team's game-winning touchdown drive in the fourth quarter.
- In a Week 15 victory against Houston (12/15), started his first career game at wide receiver and made four



catches for 45 yards and one touchdown. His touchdown marked the team's first on the opening offensive drive of a game dating back to Week 3 at San Francisco. It was also the team's first touchdown in the opening half of play dating back to Week 7 against Denver. Also returned punts for the first time in his career and finished with three returns for a 22.3 average. Brought one punt back for 51 yards in the third quarter, which was the longest for the Colts during the season.

- Led the team in receiving and established new career highs in receptions (seven) and yards (80) in a Week 16 victory at Kansas City (12/22). Contributed with four punt returns for 32 yards.
- Started at wide receiver in a Week 17 victory against Jacksonville (12/29). Logged four receptions for 32 yards and one touchdown while contributing with one punt return for five yards. Notched the team's third touchdown of the game on the opening offensive possession of the third quarter to give the Colts a 27-3 lead.
- Started his first career postseason contest at wide receiver and finished with two catches for 26 yards in the Colts Wild Card Playoff victory against Kansas City (1/4/14). Also added two fair catches serving as the team's punt returner.
- Compiled five receptions for 67 yards in the team's Divisional Playoff loss at New England (1/11/14). Also contributed with two punt returns for six yards and one kickoff return for 16 yards.

2012 (COLTS):

- Played in two preseason games before being placed on Injured Reserve on August 27, 2012.

COLLEGE:

- Finished his Stanford career with 1,058 receiving yards (13.2 avg.) and five touchdowns.
- In 2011, led the Cardinal in receiving yardage (749) and recorded four touchdowns.
- Was a finalist for the Bursworth Trophy, awarded to the top player in college football who began his career as a walk-on.
- Established career highs with nine receptions and 107 yards in his 2011 performance against Oregon.
- Made the team as a walk-on and was one-of-eight true freshmen to see action in 2008.

PERSONAL:

- Attended Southview High School in Sylvania, Ohio, and was a three-year letterwinner.
- Earned All-State Division II honorable mention accolades as a senior.
- Was a First Team All-*Toledo Blade* choice as a defensive back in 2007 and landed second-team all-conference honors as a quarterback his junior and senior seasons.
- Finished his prep career with 97 tackles, 11 interceptions and three forced fumbles. Also threw for 1,381 yards and 32 touchdowns.
- Was a special guest at the United Cerebral Palsy Association of Greater Indiana Annual Golf Outing.
- Participated in the Colts Pamper Her Pink event by having lunch with breast cancer survivors and women currently battling the disease.
- Helped fit 450 children with properly fitting shoes and hats for winter as part of the Eighth annual Cold Feet, Warm Shoes event.
- Participated in the Colts QB Shopping event with Shepherd Community Center as a volunteer shopper.
- As a part of the Colts Community Ticket Block program, joined 2012 rookie teammates in donating 10 tickets per game to youth organizations.
- A native of Sylvania, Ohio.

CAREER REGULAR SEASON STATISTICS

Year	GP/GS	No.	Yards	RECEIVING			RUSHING				
				Avg.	LG	TD	No.	Yards	Avg.	LG	TD
2013 IND	9/3	24	259	10.8	25	2	0	0	0.0	0	0
2012 IND					INJURED RESERVE						
TOTAL	9/3	24	259	10.8	25	2	0	0	0.0	0	0

CAREER REGULAR SEASON RETURN STATISTICS

Year	GP/GS	PR	FC	Yards	Avg.	LG	TD	KR	Yards	Avg.	LG	TD
2013 IND	9/3	8	7	104	13.0	51	0	1	22	22.0	22	0
TOTAL	9/3	8	7	104	13.0	51	0	1	22	22.0	22	0

CAREER POSTSEASON STATISTICS

Year	GP/GS	No.	Yards	RECEIVING			RUSHING					
				Avg.	LG	TD	No.	Yards	Avg.	LG	TD	
2013 IND	2/1	7	93	13.3	22	0	0	0	0	0.0	0	0
2012 IND						INJURED RESERVE						
TOTAL	2/1	7	93	13.3	22	0	0	0	0	0.0	0	0

CAREER POSTSEASON RETURN STATISTICS

Year	GP/GS	PR	FC	Yards	Avg.	LG	TD	KR	Yards	Avg.	LG	TD
2013 IND	2/1	2	3	6	3.0	9	0	1	16	16.0	16	0
TOTAL	2/1	2	3	6	3.0	9	0	1	16	16.0	16	0

SPECIAL TEAMS TACKLES: 2 (2013 - 2)

GRIFF WHALEN QUICK HITS
Favorite team and/or athlete outside of football: Detroit Red Wings

Hobbies outside of football: Golfing and traveling

What is something interesting about you that most people may not know: I thought about playing lacrosse in college instead of football.

Favorite food: Indian

Favorite vacation spot: Europe

If you could have lunch with three people, living or dead, who would they be: Richard Branson, Thomas Jefferson and Michael Jordan



2014 DRAFT PICKS



(Bottom row from left to right: No. 54 Andrew Jackson, No. 10 Donthe Moncrief) (Top row from left to right: No. 91 Jonathan Newsome, Head Coach Chuck Pagano, Owner & CEO Jim Irsay, General Manager Ryan Grigson, No. 68 Ulrick John, No. 75 Jack Mewhort)

COLTS IN THE
COMMUNITY

RECORDS

COLTS
HISTORY

2013 SEASON
IN REVIEW

PLAYERS

BUSINESS
OPERATIONS

FOOTBALL
OPERATIONS

COACHING
STAFF

ADMINISTRATION



JACK MEWHORT

Tackle/Guard 6-6 308 Ohio State

NFL Exp: Rookie

How Acquired: D2 – 2014 (59th Overall)

Born: 9/30/91



75

COLLEGE HIGHLIGHTS:

- Competed in 49 career games with Ohio State and started 39 consecutive games to close his career.
- In his final 39 starts, lined up at left tackle for a combined 26 starts as a junior and senior while adding five starts at left guard and eight more at right guard during his sophomore season.
- A three-year starter on the offensive line and was part of a Buckeye team that set a school record with 24 consecutive victories spanning all of 2012 and 2013.
- Served as a team captain during his senior season.

2013:

- Was a finalist for the Senior CLASS Award and served as a team captain.
- Was a consensus All-America selection and added second-team accolades from Walter Camp, *The NFL Draft Report*, *The Associated Press*, *CBSSports.com*, *Sports Illustrated* and the Football Writers Association in addition to being a first-team choice by ESPN.
- Was a candidate for the Outland Trophy as part of Ohio State's prolific, record-setting offense, that set school records for the most points scored (637), rushing yards (4,321) and total touchdowns (83).
- Named a First Team All-Big Ten Conference choice after registering 115 knockdown blocks and a league-best 24 touchdown-resulting blocks.
- The Buckeyes offensive line assisted a rushing attack that ranked fifth nationally in yards per game (308.6).
- Ohio State averaged an all-time program-high 6.8 yards per carry and was fourth nationally in red zone percentage (.952).

2012:

- Took over left tackle duties, starting all 12 games for the Buckeyes.
- Was named an All-Big Ten Conference honorable mention selection by the league's coaches and was a Second Team All-Big Ten choice by *The NFL Draft Report*.
- Honored as Ohio State's co-Offensive Lineman of the Year and was on the watch list for the Outland Trophy.
- Recorded 13 touchdown-resulting blocks and 79 knockdown blocks.
- Assisted an OSU offense in averaging 242.2 rushing yards per game (10th nationally).
- Blocked for the offense to record a 34-year-high 37 rushing touchdowns.
- Also paved the way for Ohio State to score 446 points and total 5,085 yards in total offense, an average of 423.8 yards per game.

2011:

- Started the first five games of the season at left guard before shifting to right guard for the final eight contests.
- Was named an All-Big Ten Conference honorable mention selection during his first year as a starter, making the move inside from left tackle.

2010:

- During his first collegiate season, was the offensive line's "sixth man," as he filled in at both guard spots while appearing in 10 games.
- Saw increased time later in the season, splitting right guard duties.
- Was named to the Freshman All-Big Ten Conference team by *Rivals.com*.

2009:

- Enrolled in school in January, but was red-shirted for the season.

PERSONAL:

- Started all five offensive line positions during his prep career at St. John's Jesuit High School in Toledo, Ohio.

ADMINISTRATION

COACHING
STAFF

FOOTBALL
OPERATIONS

BUSINESS
OPERATIONS

PLAYERS

2013 SEASON
IN REVIEW

COLTS
HISTORY

RECORDS

COLTS IN THE
COMMUNITY



- Rated the second-best center in the nation by *Rivals.com* and was tabbed as the ninth-best player in the state of Ohio.
- Regarded as the 11th-best offensive tackle in high school by *Scout.com*.
- As a senior, received First Team All-Ohio, All-Toledo City League and All-*Toledo Blade* honors.
- Named to the *SuperPrep* Midwest Top 25 team and the *Detroit Free Press* Best of the Midwest squad.
- Concluded his prep career by playing in the Under Armour All-America game and was also a member of gold-medal winning Team USA at the 2009 Junior World Championships.
- Graduated from Ohio State with a degree in consumer and family resource financial services.
- A native of Toledo, Ohio.

CAREER COLLEGE GP/GS:

2013: 14/14

2012: 12/12

2011: 13/13

2010: 10/0

TOTAL: 49/39

JACK MEWHORT QUICK HITS

Hobbies outside of football: Watching movies

What is something interesting about you that most people may not know: I am a decent artist.

Favorite food: Lasagna

Favorite vacation spot: Captiva Island, FL

If you could have lunch with three people, living or dead, who would they be: George Washington, Christopher Columbus and Martin Luther King, Jr.

Favorite movie: *Gladiator*

What's the one thing you couldn't live without: Sleep



DONTE MONCRIEF

Wide Receiver 6-2 221 Mississippi

NFL Exp: Rookie

How Acquired: D3 – 2014 (90th Overall)

Born: 8/6/93

10

COLLEGE HIGHLIGHTS:

- Started in 37-of-38 games and finished his Ole Miss career ranked third in school history in receptions (156), receiving yards (2,371) and receiving touchdowns (20). Also ranked second in 100-yard games (nine).

2013:

- Started all 13 contests and totaled 59 receptions for 938 yards (15.9 avg.) and six touchdowns.
- Earned All-America honorable mention and All-SEC second-team accolades from *The NFL Draft Report*.
- Received National Wide Receiver of the Week honorable mention honors from College Football Performance Awards after catching six passes for 122 yards and two touchdowns against Auburn.
- Ranked second on the team with 59 catches and led Ole Miss with 938 receiving yards, the fourth-best total on the school annual record chart.
- Posted at least five catches in eight different contests and set the school record for 100-yard receiving performances with five.
- Established a season-high 149 receiving yards on seven catches and hauled in a 52-yard touchdown against Arkansas.
- Finished with 113 yards and one touchdown against Georgia Tech in the Music City Bowl.

2012:

- Started 12 games and led the team with a career-high 66 receptions, which ranked sixth in the conference, along with placing fourth in the school season-record book.
- Finished with 979 receiving yards, the second-best total in a single-season by a Rebel and compiled a 75.3 receiving yards per game average, which was fifth-best in the SEC.

ADMINISTRATION

COACHING
STAFF

FOOTBALL
OPERATIONS

BUSINESS
OPERATIONS

PLAYERS

2013 SEASON
IN REVIEW

COLTS
HISTORY

RECORDS

COLTS IN THE
COMMUNITY

- Tied the school single-season record with 10 touchdown receptions.
- Received All-SEC second-team honors and was named to the Biletnikoff Award Watch List. Also earned *College Football News* Sophomore All-America second-team accolades.
- Converted eight third down throws and one on fourth down among his 36 first down catches, as 15 of his receptions were for 20 yards or longer.
- Tallied seven catches for 144 yards and a 75-yard score against Texas.
- Posted six receptions for 161 yards and two touchdowns, including a 56-yarder against Louisiana State.
- Followed with 173 yards on seven receptions, tying the school single-game record with three touchdowns in a defeat of Mississippi State in the season finale. One of the scores went for a career-long 77 yards.
- Caught six passes for 31 yards against Pittsburgh in the BBVA Compass Bowl.

2011:

- Started 12 games as a true freshman and led the Rebels with 31 catches for 454 yards and four touchdowns.
- Was named a Freshman All-America second team choice by The NFL Draft Report and honorable mention by *College Football News*.
- Scored his first career touchdown on a 47-yard catch against Vanderbilt.
- Posted two touchdowns on five receptions for 73 yards against Arkansas.

PERSONAL:

- Attended Raleigh (Miss.) High School and was named a *SuperPrep* and *PrepStar* All-America selection as a senior after totaling 21 catches for 441 yards and nine touchdowns.
- Threw for 365 yards and two touchdowns while gaining 144 yards on 12 carries.
- On defense, recorded 48 tackles, four tackles for loss and four interceptions.
- Was rated the second-best player in Mississippi by *SuperPrep* and was a member of the *Clarion-Ledger's* Dozen squad.
- Was the 17th-best receiver in the nation and the third-best receiver in the state according to *Rivals.com*.
- Played in the Alabama-Mississippi All-Star Classic and the Bernard Blackwell Mississippi All-Star Classic as a senior.
- Was named MVP of the school's basketball team and was a two-time Class 3A state champion in the long jump.
- A native of Raleigh, Miss.

CAREER COLLEGE STATISTICS

Year	GP/GS	NO	YDS	AVG.	TD	LG
2013	13/13	59	938	15.9	6	67
2012	13/12	66	979	14.8	10	77
2011	12/12	31	454	14.7	4	57
TOTAL	38/37	156	2,371	15.2	20	77

DID YOU KNOW: Wide receiver Donte Moncrief is the highest-drafted Ole Miss player since John Jerry was selected by the Miami Dolphins in the third round (73rd overall) of the 2010 NFL Draft.



JONATHAN NEWSOME

Defensive End 6-3 251 Ball State

NFL Exp: Rookie

How Acquired: D5 – 2014 (166th Overall)

Born: 1/22/91



91

COLLEGE HIGHLIGHTS:

- In two seasons at Ball State, competed in 23 games and totaled 116 tackles, 16.5 sacks, 24.0 tackles for loss, one interception, two forced fumbles and three passes defended.
- Spent the 2009 and 2010 seasons at Ohio State and participated in 18 games, playing primarily on special teams.
- In 2013, was an All-Mid-American Conference first-team choice, a three-time MAC West Division Defensive Player of the Week and was named to the Rotary Lombardi Award and Ted Hendricks Award Preseason Watch Lists.
- Earned 2012 All-MAC Conference second-team accolades.

**2013:**

- Started all 12 games and totaled 64 tackles, 8.0 sacks, 11.5 tackles for loss, one interception, two forced fumbles and two passes defended.
- Managed three tackles, 1.0 sack and one tackle for loss against Illinois State.
- Posted three tackles and his first career interception at Eastern Michigan.
- Contributed with four tackles, a career-high-tying 2.0 sacks and 2.5 tackles for loss at Virginia.
- Tied his career-high with 2.0 sacks against Central Michigan while adding seven tackles.
- Notched eight tackles, a career-high three tackles for loss and 2.0 sacks against Miami University.

2012:

- Started 10-of-11 games, including the Beef 'O' Brady's Bowl and finished the season with 52 tackles, 8.5 sacks, 12.5 tackles for loss and one pass defended.
- Ranked third in the MAC and tied for 36th nationally for tackles for loss per game average. Also ranked second in the conference and 20th in the country in sacks per game average.
- Posted a career-high eight tackles against Northern Illinois and tied the mark against Army and Ohio.
- Tallied six tackles and a career-high 2.0 sacks, including the first of his career at Indiana.
- Credited with six tackles and 1.0 sack against South Florida.
- Recorded three tackles and a career-high-tying 2.0 sacks at Kent State.
- Registered four tackles, a half-sack, 1.5 tackles for loss and one pass defended against Western Michigan.

2011:

- Redshirted as a transfer from Ohio State.

2010:

- Saw action in all 13 games at Ohio State, playing mainly on special teams.
- Finished with 15 tackles (seven solo).
- Earned his first collegiate start against Minnesota.

2009:

- Played in five games for the Buckeyes mainly on special teams.
- Netted five tackles (two solo).

PERSONAL:

- Attended Glenville High School in Cleveland and totaled 101 tackles and 17.0 sacks as a senior.
- Was a team captain as a senior and was named an All-Ohio second-team choice.
- A native of Cleveland.

CAREER COLLEGE STATISTICS

Year	GP/GS	Solo	Asst.	Total	Sacks	PD	FF	FR	INT	Yards	Avg.	LG	TD
2013	12/12	24	40	64	8.0	2	2	0	1	0	0.0	0	0
2012	11/10	25	27	52	8.5	1	0	0	0	0	0.0	0	0
2010	13/1	7	8	15	0.0	0	0	0	0	0	0.0	0	0
2009	5/0	2	3	5	0.0	0	0	0	0	0	0.0	0	0
Total	41/23	58	78	136	16.5	3	2	0	1	0	0.0	0	0

JONATHAN NEWSOME QUICK HITS

Favorite team and/or athlete outside of football: Cleveland Cavaliers and LeBron James

Favorite musician and/or song: Jay-Z

Hobbies outside of football: Spending time with friends and family. Making and producing music.

What is something interesting about you that most people may not know: I have never been fishing.

Favorite food: Chicken, steak, burgers (3-way tie), or anything my mom cooks.

Favorite vacation spot: Atlanta

If you could have lunch with three people, living or dead, who would they be: Martin Luther King, Jr., Nelson Mandela and Barack Obama

Favorite movie: *Set It Off*

What's the one thing you couldn't live without: My mom, sister and football



ANDREW JACKSON

Inside Linebacker 6-1 254 Western Kentucky

NFL Exp: Rookie

How Acquired: D6 – 2014 (203rd Overall)

Born: 3/16/92

54

COLLEGE HIGHLIGHTS:

- Became the 10th player in Western Kentucky history to record at least 300 career tackles, finishing with 326.
- Among active NCAA Football Subdivision players, his 326 tackles rank 14th and his 24.0 assisted tackles for loss is fourth best in the group.
- Earned All-Sun Belt Conference first-team honors in two consecutive seasons (2011 and 2012).
- Competed in the 2014 East-West Shrine Game.
- Appeared in 37 games (33 starts) and recorded 326 tackles (174 solo), 6.5 sacks, 43.0 tackles for loss, one interception, five forced fumbles, one fumble recovery and four passes defended.
- In 2012, tallied 78 solo tackles, which ranks first for a WKU player during the FBS era.

2013:

- Competed in 11 games (nine starts) and ranked second on the team with 95 tackles, 1.0 sack, 8.5 tackles for loss and two passes defended.
- Was an All-Sun Belt Conference second-team choice.
- Produced 17 tackles inside the red zone, including nine on goal line stands.
- Totaled eight tackles, one tackle for loss and one pass defended in the season opener against Kentucky.
- Collared 10 tackles and 1.5 tackles for loss against Louisiana-Lafayette.
- Delivered a season-high 15 tackles (nine solo) against Army.
- Finished with 10 tackles, 1.0 sack, two tackles for loss and one pass defended against Texas State.

2012:

- Started 12-of-13 games and compiled 122 tackles, 2.0 sacks, 17.5 tackles for loss, four forced fumbles and one pass defended.
- Was an All-Sun Belt Conference first-team choice.
- His tackle total was the most by a Hilltopper since the team joined the FBS ranks in 2009.
- Recorded 18 tackles on goal line stands.
- In the season opener against Austin Peay, produced six tackles, 1.0 sack, 2.5 tackles for loss and one forced fumble.
- Generated a team-high seven tackles at No. 1 Alabama, including 1.5 tackles for loss.
- Tallied 12 tackles against Arkansas State and against Troy in a nationally televised win.
- Notched 13 tackles and one forced fumble against Middle Tennessee State.
- Racked up career highs in tackles (19) and tackles for loss (4.5) against Florida Atlantic.
- Finished with six tackles in WKU's first FBS bowl appearance against Central Michigan in the Little Caesars Bowl.

2011:

- Started all 12 games and registered 109 tackles, 3.5 sacks, 17.0 tackles for loss, one interception, one forced fumble, one fumble recovery and one pass defended.
- Was an All-Sun Belt Conference first-team choice.
- Led the team in tackles in eight different games and tallied double-digit tackle totals in five different games.
- Led the team with 12 tackles in the season opener against Kentucky, including two tackles for loss.
- Posted 13 tackles and one tackle for loss against Arkansas State.
- Intercepted his first career pass in the team's first win of the season against Middle Tennessee. Also made a tackle for loss, which resulted in a safety.
- Made 11 tackles and recovered a fumble that eventually led to a WKU touchdown in its first home win of the season.

**2010:**

- Saw action in one game against Middle Tennessee, but did not record a tackle.

2009:

- Redshirted as a freshman.


PERSONAL:

- Attended Kathleen High School in Lakeland, Fla. where he recorded 100 tackles (65 solo) as an inside linebacker.
- Also collected 3.0 sacks and three interceptions while adding one touchdown.
- Was the team's Defensive Player of the Year and the Florida Athletic Coaches Association Defensive Player of the Year.
- Earned all-county and all-state first-team honors.
- A native of Lakeland, Fla.

CAREER COLLEGE STATISTICS

Year	GP/GS	Solo	Asst.	Total	Sacks	PD	FF	FR	INT	Yards	Avg.	LG	TD
2013	11/9	55	40	95	1.0	2	0	0	0	0	0.0	0	0
2012	13/12	78	44	122	2.0	1	4	0	0	0	0.0	0	0
2011	12/12	41	68	109	3.5	1	1	1	1	18	18.0	18	0
2010	1/0	0	0	0	0.0	0	0	0	0	0	0.0	0	0
Total	37/33	174	152	326	6.5	4	5	1	1	18	18.0	18	0

DID YOU KNOW: Inside linebacker Andrew Jackson was selected by the Colts in the sixth round of the 2014 NFL Draft giving Western Kentucky draft selections in consecutive years for the first time since 2002 and the first time since the school moved up to the FBS level in 2008. Jackson reunites with former Hilltopper teammate and current Colts teammate, tight end Jack Doyle.



ULRICK JOHN

Tackle 6-5 300 Georgia State

NFL Exp: Rookie

How Acquired: D7 – 2014 (232nd Overall)

Born: 5/20/92

68

COLLEGE HIGHLIGHTS:

- Competed in 36 collegiate contests (25 starts) and was Georgia State's top lineman over the last two seasons.
- Was a two-year starter at left tackle, but also logged starts at center and guard earlier in his career with the Panthers.

2013:

- Started 11 games at left tackle and was named an All-Sun Belt Conference honorable mention selection.
- Had a five-yard reception on a tackle-eligible play against South Alabama in his final contest.
- Missed the Texas State game due to injury.
- Paved the way for a Georgia State offense to average 102.2 rushing yards per game while averaging 18.8 points per game.

2012:

- Started 10-of-11 games at left tackle.
- Blocked for a Panthers offense that registered 110.5 rushing yards per game.
- Provided time for quarterback Ben McLane to complete 139-of-274 passes for 1,592 yards and 10 touchdowns.

2011:

- Played in 10 games (four starts) and started at left tackle, center and left guard.
- Helped the Georgia State offense average 353.3 yards per game and 22.6 points per game.

**2010:**

- Working at left tackle behind Clyde Yandell, played in four games off the bench during GSU's inaugural season, seeing action against Morehead State, Savannah State, Lamar and Alabama.

PERSONAL:

- Attended Bradwell Institute High School in Hinesville, Ga. and was a First Team All-Savannah selection by the *Savannah Morning News*.
- Played at center, defensive end and long snapper.
- Was a two-time first-team all-region choice in 3-AAAAA.
- Anchored an offensive line that paved the way for 2,000 rushing yards.
- On offense, had 32 knockdown blocks as a senior and 90 for his career. Recorded 26 tackles with nine tackles for loss on defense while returning two fumbles for touchdowns.
- Also played basketball and baseball.
- A native of Hinesville, Ga.

CAREER COLLEGE GP/GS:

2013: 11/11

2012: 11/10

2011: 10/4

2010: 4/0

TOTAL: 36/25**ULRICK JOHN QUICK HITS****Favorite team and/or athlete outside of football:** Lionel Messi**Favorite musician and/or song:** Bring me the Horizon**Hobbies outside of football:** Going to the movies**Favorite food:** Fried pork chops**If you could have lunch with three people, living or dead, who would they be:** Martin Luther King, Jr., Abraham Lincoln and Dwayne "The Rock" Johnson**Favorite movie:** *Jurassic Park***What's the one thing you couldn't live without:** My family



2014 UNDRAFTED FREE AGENTS

JACK BRECKNER

Tackle 6-9 328 Gustavus Adolphus

NFL Exp: Rookie

How Acquired: FA – 2014

Born: 5/13/88

73



CAREER TRANSACTIONS:

- Signed by the Colts as a free agent on February 5, 2014.

UIFL/IFL/AFL CAREER:

- Signed with the Iowa Barnstormers of the AFL in 2013, appearing in two games before suffering a foot injury.
- Competed with the Chicago Slaughter of the IFL in 2012.
- In 2012, Chicago finished third in the regular season with an 8-6 record and lost in the first round of the playoffs.
- Played for one year with the Kentucky Drillers of the UIFL in 2011.

COLLEGE:

- Was a two-year starter at Gustavus Adolphus College in Minnesota.
- In 2009, was a First Team All-MIAC selection after starting every game for an offensive line that helped the Gusties average 301.5 yards of total offense per game.
- Led an offensive line that helped the Gusties rush for over 100 yards in the team's final six games in 2009.

PERSONAL:

- A native of Wayzata Minn. and attended Wayzata High School.
- Majored in financial economics.

GANNON CONWAY

Defensive End 6-4 280 Arizona State

NFL Exp: Rookie

How Acquired: FA-2014

Born: 6/4/1989

65



CAREER TRANSACTIONS:

- Signed by the Colts as a free agent on June 11, 2014.
- Released by the Miami Dolphins on May 16, 2014.
- Signed by Miami as an undrafted free agent on May 13, 2014.

COLLEGE:

- In 30 career games (14 starts) at Arizona State, recorded 51 tackles (33 solo), nine tackles for loss, 5.5 sacks and two passes defended.
- As a senior in 2013, earned Honorable Mention All-Pac-12 recognition after starting all 14 games and posting 38 tackles (24 solo), seven tackles for loss, 3.5 sacks and two passes defended.
- Presented with the Admiral U.S. Grant Sharp Trophy prior to the 2013 National University Holiday Bowl.
- In 2012, totaled nine tackles (six solo) and 1.0 sack in 10 games played.
- Recipient of the NFF Valley of the Sun Chapter College Scholar Athlete Postgraduate Scholarship.
- Nominated for the Burlsworth Trophy, given to the most outstanding collegiate football player who began his career as a walk-on.
- Enrolled at ASU as a walk-on prior to the 2010 season and was awarded a scholarship in Spring 2011.
- Played at Mesa Community College from August 2008 to December 2008 and played a pivotal role in helping his team become Valley of the Sun Bowl Champions.

ADMINISTRATION

COACHING
STAFFFOOTBALL
OPERATIONSBUSINESS
OPERATIONS

PLAYERS

2013 SEASON
IN REVIEWCOLTS
HISTORY

RECORDS

COLTS IN THE
COMMUNITY

PERSONAL:

- Attended Higley High School in Gilbert, Arz. and earned both First Team All-State Offense and First Team All-Region Defense in 2006.
- Helped the Knights reach the football state championship game in 2006.
- Was named the team's Most Valuable Player in football and wrestling.
- Took second in state in wrestling in 2007.
- Is fluent in Spanish after living in the Dominican Republic for two years (2008-2010).
- A native of Higley, Ariz.



QUIA COX

Cornerback 6-0 185 Jackson State
NFL Exp: Rookie

How Acquired: FA-2014

Born: 4/28/91


46
CAREER TRANSACTIONS:

- Signed by the Colts as an undrafted free agent on May 13, 2014.

COLLEGE:

- Finished his senior season at Jackson State with 32 tackles and 12 passes defended.
- Was named to the Sports Network Buchanan Award watch list.
- As a junior in 2012, led the SWAC with five interceptions and was third in the conference with 13 passes defended. Also finished fifth on the team in tackles (50), while contributing with five tackles for loss and 2.0 sacks.
- As a sophomore, started all 11 games and led the team with three interceptions to go along with 35 tackles.

PERSONAL:

- Attended Booker T. Washington High School in Tuskegee, Ala.
- His older brother, James Patrick, spent three seasons in the NFL, two with the Tampa Bay Buccaneers (2005-06) and one with the New England Patriots (2007).
- A native of Tuskegee, Ala.



JONOTTHAN HARRISON

Center 6-4 308 Florida
NFL Exp: Rookie

How Acquired: FA-2014

Born: 8/25/91


72
CAREER TRANSACTIONS:


- Signed by the Colts as an undrafted free agent on May 12, 2014.

COLLEGE:

- Appeared in 51 games and made 39 starts in four seasons at Florida.
- As a senior in 2013, started all 12 games at center and was voted a team captain for the year by his teammates.
- Was the only offensive lineman on the team to start at the same position in all 12 games and was named to the 2013 Rimington Award watch list.
- As a junior in 2012, started at center in all 13 games and earned Phil Steele Midseason All-SEC third-team honors.

**PERSONAL:**

- Attended South Lake High School in Groveland, Fla. and participated in the Offense/Defense All-American Bowl.
- Was selected as the Offense/Defense All-American Bowl Offensive Lineman of the Year.
- Selected to the *Orlando Sentinel's* All-Central Florida first-team list.
- Rated as a four-star offensive guard prospect by *Rivals.com*.
- Was selected as the team's MVP and Offensive Player of the Year as a senior.
- Graduated with a bachelor's degree in criminology and anthropology.
- A native of Groveland, Fla.



TYLER HOOVER

Defensive End 6-7 297 Michigan State

NFL Exp: Rookie

How Acquired: FA-2014

Born: 1/28/90

63

CAREER TRANSACTIONS:

- Signed by the Colts as an undrafted free agent on May 13, 2014.

COLLEGE:

- Played in 48 career games (23 starts) at Michigan State and recorded 93 tackles, nine tackles for loss, 7.5 sacks, six passes defended, three forced fumbles and one fumble recovery.
- As a senior in 2013, started 11 games and posted career highs in tackles for loss (4.5) and sacks (4.0).
- Was also named Michigan State's Big Ten Sportsmanship Award recipient.
- As a sophomore in 2010, appeared in all 13 games (nine starts) and tallied a career-high 36 tackles, including 3.0 sacks.
- Was presented with the Danziger Award as the team's outstanding Detroit-area player.

PERSONAL:

- Attended Novi (Mich.) High School and was rated among the nation's top strongside defensive ends by *Rivals.com* (No. 19).
- Was a Tom Lemming's Prep Football Report All-America selection.
- Named to the *SuperPrep* and *PrepStar* All-Midwest Teams.
- Named to The *Detroit News* and *Detroit Free Press* Dream Teams and was selected to the *Detroit News* All-North and All-Metro Teams.
- Was a three-year starter at defensive end and also started at offensive tackle.
- Recorded 109 tackles as a senior as well as 12 tackles for loss, 8.0 sacks, five forced fumbles and three passes defended.
- Was a three-year letterman in basketball and was named the Kensington Valley Conference Defensive Player of the Year as a junior.
- Graduated with a degree in studio art and is pursuing a master's degree in advertising.
- A native of Novi, Mich.



KAMERON JACKSON

Cornerback 5-9 175 California

NFL Exp: Rookie

How Acquired: FA-2014

Born: 10/31/93

23

CAREER TRANSACTIONS:

- Signed by the Colts as an undrafted free agent on May 16, 2014.

ADMINISTRATION

COACHING
STAFFFOOTBALL
OPERATIONSBUSINESS
OPERATIONS

PLAYERS

2013 SEASON
IN REVIEWCOLTS
HISTORY

RECORDS


COLTS IN THE
COMMUNITY

COLLEGE:

- Played in 30 games (14 starts) over three seasons (2011-13) with Cal, posting career totals of 75 tackles, nine passes defended, four interceptions, two tackles for loss and one fumble recovery.
- Became the first Bear to record a three-interception game in over 10 years.
- As a junior in 2013, played in all 12 games (11 starts) and totaled career highs of 42 tackles, six passes defended and two tackles for loss, to go along with one interception.
- Was named Cal's Defensive Player of the Week in its win over Portland State in 2013.

PERSONAL:

- Attended Long Beach (Calif.) Poly High School and combined for nine interceptions over his last two prep seasons as a junior and senior in 2009 and 2010.
- Earned *SuperPrep* and *PrepStar* All-Region honors, was an All-CIF Southern Section choice and was named the Moore League Defensive Player of the Year.
- As a senior, compiled five interceptions returned for 115 yards while recording 45 tackles and a fumble recovery. Also added six kickoff returns for 109 yards.
- Helped his team to a league title with a perfect conference mark (6-0).
- A native of Long Beach, Calif.

**ZACH KERR****Nose Tackle 6-2 335 Delaware****NFL Exp:** Rookie**How Acquired:** FA-2014**Born:** 8/29/90**64****CAREER TRANSACTIONS:**

- Signed by the Colts as an undrafted free agent on May 16, 2014.

COLLEGE:

- Finished his senior season at Delaware with 57 tackles, 5.5 tackles for loss, 3.5 sacks, four passes defended and two forced fumbles.
- Earned Second Team All-Colonial Athletic Association (CAA) honors as a junior after starting all 11 games and leading a defensive front that ranked second in the conference in rushing defense (134.2 yards per game).
- Finished his junior season with 27 tackles, 4.5 tackles for loss and 1.0 sack.
- As a sophomore, started all 11 games and led the team with three interceptions to go along with 35 tackles.

PERSONAL:

- Played one season at Fork Union Military Academy prep school in Fork Union, Va. and was ranked No. 42 nationally among prep school recruits by *Rivals.com*.
- Attended Quince Orchard High School in Gaithersburg, Md. and was named the 11th-ranked player in the state of Maryland by *Rivals.com*.
- Earned All-Met, all-county, and all-state honors in both 2006 and 2007.
- A native of Virginia Beach, Va.



RYAN LANKFORD

Wide Receiver 5-11 163 Illinois

NFL Exp: Rookie

How Acquired: FA-2014

Born: 12/9/91

85

CAREER TRANSACTIONS:

- Signed by the Colts as a free agent on May 18, 2014.
- Waived by the Miami Dolphins on May 15, 2014.
- Signed by the Dolphins as an undrafted free agent on May 11, 2014.

COLLEGE:

- Completed his collegiate career at Illinois with 70 receptions for 1,014 yards and seven touchdowns in 43 games played.
- As a junior in 2012, led the team in receiving yards (469), receiving touchdowns (five) and total points scored (30), while finishing second in receptions (37).
- Earned the Illinois Point Award as the top offensive skill player on the team.
- In 2011, competed in all 13 games (five starts) and totaled 12 catches for 108 yards.
- Also saw time as a punter, averaging 39.4 yards on 19 punts, and as a punt returner, returning 19 punts for 33 yards.

PERSONAL:

- Attended Paxon High School in Jacksonville, Fla. and played wide receiver, defensive back, kicker and punter and also served as a kickoff and punt returner.
- Was a three-star recruit by *Rivals.com* and was named a *SuperPrep* All-Southeast Region as a senior, finishing the year with 17 touchdowns.
- Named to the *Florida Times Union's* Super 24 team.
- Also lettered in track and field.
- His father, Paul, was a defensive back for the Miami Dolphins.
- A native of Jacksonville, Fla.



FN LUTZ III

Center 6-3 290 Indiana State

NFL Exp: Rookie

How Acquired: FA-2014

Born: 5/24/91

67

CAREER TRANSACTIONS:

- Signed by the Colts as an undrafted free agent on June 4, 2014.

COLLEGE:

- Started 42-of-44 career games at Indiana State.
- Started all 12 games at center as a redshirt senior in 2013 and all 11 games as a junior in 2011.
- As a sophomore, started all 11 games and anchored an offense that averaged 411.8 total yards per game, which ranked fourth in the Missouri Valley Football Conference and 17th in the nation.
- In 2010, the Sycamores broke a school record by scoring 351 points for the season, averaging 31.9 points per game, which ranked second in the MVFC and 15th nationally.

PERSONAL:

- Attended Harrison High School in West Lafayette, Ind. and lettered in both football and wrestling.

ADMINISTRATION

COACHING
STAFF

FOOTBALL
OPERATIONS

BUSINESS
OPERATIONS

PLAYERS

2013 SEASON
IN REVIEW

COLTS
HISTORY

RECORDS

COLTS IN THE
COMMUNITY

- Earned all-state honors and the team's Most Valuable Lineman Award as a senior.
- Named an all-area honorable mention selection as a junior.
- Was a two-time all-conference first-team selection.
- Posted his team's highest blocking average in 2007 and 2008.
- A native of West Lafayette, Ind.



DEWEY McDONALD

Safety 6-0 220 California (PA)

NFL Exp: Rookie
How Acquired: FA-2014
Born: 6/10/90



31

CAREER TRANSACTIONS:

- Signed by the Colts as an undrafted free agent on May 12, 2014.

COLLEGE:

- Transferred to California University of Pennsylvania from Fairmont State.
- As senior captain with the Vulcans, tallied a career-best 89 tackles, 6.0 tackles for loss, three interceptions (all returned for touchdowns) and eight passes defended.
- His three interception returns for touchdowns made him the first PSAC player to accomplish that feat in over 10 years.
- Named a Don Hansen All-America third-team choice, a *D2football.com* All-America honorable mention selection, a Don Hansen First Team All-Super Region One choice, a First Team All-Daktronics Super Region One selection and a First Team PSAC West choice.
- Finished his career with the second-most career interceptions return yards (475) among active Division II players.
- Corralled 12 career interceptions, including his five as a freshman at FSU.

PERSONAL:

- Attended Jefferson High School in Shenandoah Junction, W. Va. where he was a three-time all-conference and all-area pick.
- Named the *Martinsburg Journal* Defensive Player of the Year as a junior.
- Recorded 17 interceptions and over 1,500 yards and 22 touchdowns during his high school career.
- Won state championships in the high jump, long jump and as a member of the 4x100 relay team.
- A native of Ranson, W. Va.



GREG MOORE

Wide Receiver 6-4 197 Lane College

NFL Exp: Rookie
How Acquired: FA-2014
Born: 12/12/90



9

CAREER TRANSACTIONS:

- Signed by the Colts as a free agent on June 10, 2014.
- Waived by the Colts on May 18, 2014.
- Signed by the Colts as an undrafted free agent on May 13, 2014.

COLLEGE:

- Finished the 2013 season at Lane College with a SIAC-leading 59 catches for 910 yards and 11 touchdowns, including three 100-yard receiving contests.



- Earned All-SIAC accolades in 2013.
- Selected to the Heritage Sports Radio Network All-America team.
- Started 10 games as a freshman in junior college at Mesabi Range before transferring to Lane and starting nine contests as a sophomore.

PERSONAL:

- Attended Cordova (Tenn.) High School where he earned all-region first-team accolades as a senior in 2007.
- Also selected to the AutoZone/Liberty Bowl High School All Star team.
- A native of Memphis, Tenn.



HENOC MUAMBA

Linebacker 6-0 242 St. Francis Xavier

NFL Exp: Rookie

How Acquired: FA – 2014

Born: 2/23/89

51

CAREER TRANSACTIONS:

- Signed by the Colts as a free agent on February 6, 2014.

CFL CAREER:

- In three seasons with the Winnipeg Blue Bombers (2011-13), totaled 171 tackles, 53 special teams stops, 4.0 sacks, one interception and one fumble recovery returned for a touchdown.
- Was selected with the first overall pick in the 2011 CFL Draft.
- In 2013, was named a CFL All-Star and earned the Lew Hayman Trophy, given to the best Canadian player in the East Division.
- Was the recipient of the 2013 Ed Kotowich 'Good Guy' Award, which recognizes a Blue Bomber player for their excellence in combining football ability, team camaraderie and extraordinary effort in the community.
- In 2013, appeared in all 18 games and totaled 106 tackles, 18 special teams stops, 1.0 sack and one interception. His 106 tackles ranked second overall in the CFL.
- In 2012, appeared in all 18 games and ranked second on the team with 65 tackles, while recording a team-high 20 special teams stops and a career-high 3.0 sacks.
- Led the league with five forced fumbles in 2012 and was named the CFL's Canadian Player of the Week twice.
- Recorded 15 special teams tackles and one fumble recovery in 2011.
- Against the Montreal Alouettes on Sept. 30, recovered a blocked punt and returned it 52 yards for his first career touchdown.

COLLEGE:

- Played four years (2007-2010) at St. Francis Xavier University in Antigonish, Nova Scotia.
- Is the school's all-time career leader in tackles (149.5) and ranks fourth overall on the Atlantic University Sport (AUS) conference's all-time career list.
- As a senior in 2010, recorded 63 total tackles, 11 tackles for loss, 3.5 sacks, one interception, one forced fumble and one fumble recovery.
- Was named the AUS Defensive Player of the Year in both 2008 and 2010 and was honored with the President's Trophy in 2010 for the top defensive player in Canadian Interuniversity Sport (CIS).
- Was a three-time CIS All-Canadian and AUS Defensive All-Star.
- Participated in the 2010 East-West Bowl, which features the top CFL prospects each year.

PERSONAL:

- Spent his high school years at Father Michael Goetz Secondary School in Mississauga, Ontario.
- Is a native of Zaire, which is now known as the Democratic Republic of the Congo, but grew up in Mississauga, Ontario.
- His brother, Cauchy Muamba, is a safety for the Winnipeg Blue Bombers.

ADMINISTRATION

COACHING
STAFF

FOOTBALL
OPERATIONS

BUSINESS
OPERATIONS

PLAYERS

2013 SEASON
IN REVIEW

COLTS
HISTORY

RECORDS

COLTS IN THE
COMMUNITY



NNAMDI OBUKWELU

Defensive End 6-3 303 Harvard

NFL Exp: Rookie

How Acquired: FA-2014

Born: 4/13/91

67

CAREER TRANSACTIONS:

- Signed by the Colts as an undrafted free agent on May 13, 2014.

COLLEGE:

- Played in 39 career games at Harvard and registered 109 tackles, 21 tackles for loss, 9.0 sacks, one forced fumble and one fumble recovery.
- As a senior in 2013, played in nine games and recorded 31 tackles, 6.5 tackled for loss, a career-high 4.5 sacks, one forced fumble and one fumble recovery.
- Was tabbed the winner of the George "Bulger" Lowe Award as the New England Defensive Player of the Year.
- Also named to the All-Ivy first team and the College Sports Madness All-Ivy first-team in 2013.

PERSONAL:

- Attended Boston College High School in Boston where he was a two-time conference champion and part of the state championship team as a senior.
- Recorded 70 tackles, 13 tackles for loss and 9.0 sacks his senior year en route to being named the Catholic Conference Player of the Year while earning all-state accolades.
- Selected to the *Boston Globe*, *Boston Herald* and *Patriot-Ledger* All-Scholastic teams.
- A native of Brockton, Mass.



CODY PARKEY

Kicker 6-0 193 Auburn

NFL Exp: Rookie

How Acquired: FA-2014

Born: 2/19/92

2

CAREER TRANSACTIONS:


- Signed by the Colts as an undrafted free agent on May 13, 2014.

COLLEGE:

- Ranks in the top five in all Auburn kicking categories.
- Finished his senior season making 15-of-21 field goals, 62-of-63 PATs and ranked first in the nation with 69 touchbacks.
- Totaled an SEC-long streak of 90 consecutive PATs made throughout his career, which ranked seventh in the nation.
- As a junior in 2012, converted 11-of-14 field goals and 27-of-27 PATs for 60 total points.

PERSONAL:

- Attended Jupiter (Fla.) High School and was rated the No. 1 kicker in the nation by *ESPN.com* and *Scouts Inc.*
- Was selected to play in the 2010 Under Armour All-American game.
- Named to the *PrepStar* All-America team.
- Converted on 9-of-12 field goal attempts and 8-of-9 PATs in his senior season, leading to EA SPORTS All-America third-team honors in 2009.
- A native of Jupiter, Fla.



LOUCHEIZ PURIFOY

Cornerback 6-1 188 Florida

NFL Exp: Rookie

How Acquired: FA-2014

Born: 12/16/92

6

CAREER TRANSACTIONS:


- Signed by the Colts as an undrafted free agent on May 13, 2014.

COLLEGE:

- Played in 37 games (19 starts) for Florida and recorded 102 tackles (69 solo), 12 passes defended, five forced fumbles, 4.5 tackles for loss, two interceptions, 2.0 sacks and one fumble recovery.
- As a junior in 2013, was named Second Team All-Southeastern Conference by *Athlon Sports* after totaling 24 tackles (14 solo), seven passes defended, two interceptions, 2.0 sacks, one forced fumble and one fumble recovery in 11 games played (seven starts).
- As a sophomore in 2012, finished the season fourth on the team with 51 tackles and added five passes defended. Also played an instrumental role on special teams with three forced fumbles and two blocked kicks.
- Tallied a team-high 22 special teams tackles as a freshman in 2011.

PERSONAL:

- Attended Pine Forest High School in Pensacola, Fla. and was a four-star prospect and the No. 11 cornerback in the nation, according to *Rivals.com*.
- Helped Pine Forest to a 10-3 record and an appearance in the Class 4A regional semifinals.
- A native of Pensacola, Fla.



ERIK SWOOPE

Tight End 6-5 246 Miami (Fla.)

NFL Exp: Rookie

How Acquired: FA-2014

Born: 5/8/92

86

CAREER TRANSACTIONS:

- Signed by the Colts as an undrafted free agent on May 13, 2014.

COLLEGE:

- Was a four-year standout on the University of Miami basketball team.
- Has not played organized football at any level of his athletic career, but his athleticism gives him the chance to make the transition to football similar to the paths of former Colts tight end Marcus Pollard and San Diego Chargers tight end Antonio Gates.
- With the Hurricanes, started 27-of-110 games and totaled 291 career points, 186 rebounds, 37 steals, 31 assists and 25 blocks in 1,190 minutes.
- Connected on 51.9 percent from the field and 57.7 percent from the free throw line.

PERSONAL:

- Attended Harvard-Westlake High School in Studio City, Calif.
- Was named a Mission League Most Valuable Player by the *Los Angeles Daily News*. The paper also referred to him as the "most dominant boys' basketball player" in the San Fernando Valley.
- As a senior, averaged 21.8 points, 8.9 rebounds, 1.6 assists and 1.5 blocks per game, converting 71 percent from the foul line.

ADMINISTRATION

COACHING
STAFF

FOOTBALL
OPERATIONS

BUSINESS
OPERATIONS

PLAYERS


2013 SEASON
IN REVIEW

COLTS
HISTORY

RECORDS

COLTS IN THE
COMMUNITY

- Registered 16 games of 20-or-more points, including eight games with 30-plus points.
- Son of Gerald and Denise Swoope. Has an older brother, Devin.
- A native of Lake Elsinore, Calif.



ERIC THOMAS

Wide Receiver 6-1 225 Troy

NFL Exp: Rookie
How Acquired: FA-2014
Born: 11/11/91



81

CAREER TRANSACTIONS:


- Signed by the Colts as an undrafted free agent on May 12, 2014.

COLLEGE:

- Is the Sun Belt Conference's all-time leader with 29 touchdowns, surpassing T.Y. Hilton's previous record of 24 from his time at Florida International University.
- As a senior, caught 66 passes for 993 yards and finished the year ranked 10th nationally after catching 12 touchdowns.
- Led the country at one point during his senior campaign with a touchdown reception in eight consecutive games.
- Finished his Troy career ranked third all-time in school history with 197 receptions, third with 2,655 career receiving yards and second with 29 touchdown receptions.
- Named an All-Sun Belt first-team selection in 2013.
- Participated in the Senior Bowl, NFL Players Association Collegiate Bowl and the Medal of Honor Bowl.
- As a junior, was named an All-Sun Belt honorable mention selection after catching 55 passes for 667 yards and a team-leading seven touchdowns.

PERSONAL:

- Attended Evangel Christian Academy in Shreveport, La. where he earned all-state first-team honors his senior year.
- As a senior, caught 105 passes for 1,553 yards and 28 touchdowns as a member of the 2009 Louisiana 5A State championship squad.
- Named a *MaxPreps.com* First Team All-America choice, was selected as the Offensive MVP by the *Shreveport Times* and was rated a three-star recruit by ESPN and *Rivals.com*.
- Caught 74 passes for 1,110 yards and 22 touchdowns as a junior.
- A native of Shreveport, La.



ZURLON TIPTON

Running Back 6-0 231 Central Michigan

NFL Exp: Rookie
How Acquired: FA-2014
Born: 4/27/90



37

CAREER TRANSACTIONS:

- Signed by the Colts as an undrafted free agent on May 13, 2014.

COLLEGE:

- Ranks fourth in Central Michigan history with 34 career rushing touchdowns.
- As a senior, was named to the Doak Walker Award Watch List while earning the 2013 CMU Gridiron Gladiator Award.
- As a team captain last season, rushed for 398 yards on 74 attempts while leading the team with a 5.4 yards per rush average and eight touchdowns.



- In a Senior Day victory over Eastern Michigan, rushed for 216 yards on 20 carries while adding four touchdowns and a career-long 86-yard score.
- In 2012, was named a Second Team All-MAC recipient while being selected as the CMU Most Valuable Player.
- His 1,492 rushing yards in 2012 ranked fourth in Central Michigan history while his 19 rushing and 20 total touchdowns tied for the second-most ever by a Chippewa.
- Finished the regular season having recorded seven-straight 100-yard games.

PERSONAL:

- Attended Parkway Christian High School in Sterling Heights, Mich. and was a four-year letterman in three sports – football, basketball and track and field.
- Was the captain of his team in 2008.
- Ranks in the top 20 in state history in eight categories, including single-season rushing yards (1,607) and rushing touchdowns (25) and career rushing yards (5,115) and rushing touchdowns (76).
- Was a four-time all-conference selection and three-time conference MVP. Also earned all-state honors from the *Detroit Free Press* and *Detroit News* in 2008.
- Was a two-time Associated Press All-State choice and was selected to play in the 2009 Michigan High School Football Coaches Association All-Star Game.
- A native of Detroit.



JOSH WALKER

Guard 6-5 328 Middle Tennessee State

NFL Exp: Rookie

How Acquired: FA-2014

Born: 6/2/91

79

CAREER TRANSACTIONS:

- Signed by the Colts as an undrafted free agent on May 12, 2014.

COLLEGE:

- Was an All-Conference USA selection in 2013 at Middle Tennessee State and never missed a game throughout his collegiate career.
- As a junior in 2012, earned All-Sun Belt Conference (SBC) honorable mention accolades and was named a Third Team All-SBC choice by *CollegeSportsMadness.com*. Was also a Second Team All-SBC selection by Phil Steele.
- For the year, started all 12 games and was part of a line that ranked second in the nation in fewest sacks allowed, while also paving the way for three different 100-yard rushers.

PERSONAL:

- Attended Rhea County High School in Evensville, Tenn. and was a two-star recruit by *Rivals.com*.
- Named to the *Tennessean's* 2008 Dream Team and the Best of Preps.
- Was a three-year starter and graded out at 90 percent with 41 knockdown blocks as a senior, helping his team to a 10-3 record.
- Also played some snaps at the tackle position.
- A native of Spring City, Tenn.

ADMINISTRATION


COACHING
STAFFFOOTBALL
OPERATIONSBUSINESS
OPERATIONS

PLAYERS

2013 SEASON
IN REVIEWCOLTS
HISTORY

RECORDS

COLTS IN THE
COMMUNITY



TONY WASHINGTON

Wide Receiver 5-11 198 Appalachian State

NFL Exp: Rookie

How Acquired: FA-2014

Born: 10/18/90



7

CAREER TRANSACTIONS:

- Signed by the Colts as an undrafted free agent on May 13, 2014.

COLLEGE:

- Completed in 49 collegiate games at Appalachian State and totaled 139 receptions for 1,837 yards and 10 touchdowns. Also contributed with 13 carries for 90 yards and two scores.
- Ranks eighth in Appalachian State history in both receptions (139) and receiving yards (1,837).
- Enjoyed a breakout season as a senior in 2013, when he led the SoCon with 939 receiving yards and ranked second with 64 receptions, en route to all-conference first-team recognition.
- Earned all-conference accolades as a return specialist after ranking 11th in NCAA Division I FCS with a 27.3-yard kickoff return average and 21st nationally with a 9.0-yard punt return average as a junior in 2012.
- His 23.4-yard career kickoff return average ranks fifth in Appalachian State history.

PERSONAL:

- Attended T.W. Andrews High School in High Point, N.C. and amassed over 1,000 all-purpose yards as a senior, including 43 receptions for 600 yards and 350 rushing yards.
- As a senior, tallied 16 total touchdowns in 12 games (eight receiving, five rushing, three kickoff returns).
- Helped lead his team to an 8-4 overall record and playoff appearance in 2008.
- Earned Piedmont 3-A All-Conference recognition and was a *Greensboro News and Record* All-Area honorable mention choice.
- Is also one of only 16 nationwide recipients of the National Football Foundation's 2013 National Scholar-Athlete Award, graduating from Appalachian State with a 3.80 cumulative grade point average.
- Was the University's Most Outstanding Architectural Design Student in 2012-13 and was the winner of the architectural design department's spring 2013 portfolio competition.
- A native of High Point, N.C.



CAMERON WHITE

Fullback 6-2 252 Hillsdale College

NFL Exp: Rookie

How Acquired: FA-2014

Born: 7/15/90



43

CAREER TRANSACTIONS:

- Signed by the Colts as a free agent on April 17, 2014.

COLLEGE:

- In four seasons (2009-2012) at Hillsdale College (Mich.), totaled 94 receptions for 1,145 yards and 12 touchdowns.
- In his collegiate career, also tallied six rushing touchdowns and 17 tackles on special teams.
- As a senior in 2012, started eight games and caught 38 passes for 443 yards and five touchdowns.
- Earned All-America honors and All-Great Lakes Intercollegiate Athletic Conference (GLIAC) first-team accolades as a junior and senior.



PERSONAL:

- Attended Forest Hills Central High School in Grand Rapids, Mich. and earned six varsity letters.
- Was named all-conference and all-state honorable mention in football.
- In two seasons playing with the varsity squad, caught 56 passes for 770 yards and 11 touchdowns.
- Named all-conference honorable mention twice in baseball.
- Attended the 2014 Chicago NFL Regional Combine in addition to the Super Regional Combine in Detroit.
- Son of Michael and Tammy White. Has two siblings, Cole and Credence White.
- A marketing management major.

ADMINISTRATION

COACHING
STAFFFOOTBALL
OPERATIONSBUSINESS
OPERATIONS

PLAYERS

2013 SEASON
IN REVIEWCOLTS
HISTORY

RECORDS

COLTS IN THE
COMMUNITY

2014 INDIANAPOLIS COLTS ALPHABETICAL ROSTER

	NO	NAME	POS	HT	WT	DOB	AGE	EXP	COLLEGE	HOMETOWN	HOW ACQ.
ADMINISTRATION	25	Adams, Johnny	CB	5-11	177	6/9/1989	25	1	Michigan State	Akron, OH	FA-14
	42	Adams, Mike	S	5-11	200	3/24/1981	33	11	Delaware	Pateron, N.J.	FA-14
	56	Adongo, Daniel	OLB	6-5	270	10/12/1989	24	1	Pretoria (South Africa)	Pretoria, Kenya	FA-13
	83	Allen, Dwayne	TE	6-3	265	2/24/1990	24	3	Clemson	Fayetteville, NC	D3-12
	32	Anderson, Colt	S	5-10	194	10/25/1985	28	5	Montana	Butte, MT	FA-14
	33	Ballard, Vick	RB	5-10	226	7/16/1990	23	3	Mississippi State	Pascagoula, MS	D5-12
	44	Bradshaw, Ahmad	RB	5-10	217	3/19/1986	28	8	Marshall	Bluefield, VA	FA-13
	73	Breckner, Jack	T	6-9	328	5/13/1988	26	R	Gustavus Adolphus	Wayzata, MN	FA-14
	38	Brown, Sergio	S	6-2	218	5/22/1988	26	5	Notre Dame	Maywood, IL	W-12 (NE)
	29	Burley, Marcus	CB	5-10	189	7/16/1990	23	1	Delaware	Richmond, VA	FA-14
COACHING STAFF	37	Burton, Brandon	CB	6-0	185	7/31/1989	24	4	Utah	Houston, TX	W-14 (CIN)
	20	Butler, Darius	CB	5-10	188	3/18/1988	26	6	Connecticut	Tamarac, FL	FA-12
	74	Castanzo, Anthony	T	6-7	311	8/9/1988	25	4	Boston College	Hawthorn Woods, IL	F1-11
	96	Chapman, Josh	NT	6-0	340	6/10/1990	24	3	Alabama	Hoover, AL	D5-12
	78	Cherilus, Gosder	T	6-7	316	6/28/1984	30	7	Boston College	Somerville, MA	UFA-13 (DET)
	65	Conway, Gannon	DE	6-4	280	6/4/1989	25	R	Arizona State	Higley, AZ	FA-14
	46	Cox, Qua	CB	6-0	185	4/28/1991	23	R	Jackson State	Tuskegee, AL	FA-14
	21	Davis, Vontae	CB	5-11	207	5/27/1988	26	6	Illinois	Washington, DC	T-12 (MIA)
	84	Doyle, Jack	TE	6-6	267	5/5/1990	24	2	Western Kentucky	Indianapolis, IN	W-13 (TEN)
	80	Fleener, Coby	TE	6-6	251	9/20/1988	25	3	Stanford	Lemont, IL	D2-12
FOOTBALL OPERATIONS	50	Freeman, Jerrell	ILB	6-0	240	5/1/1986	28	3	Mary Hardin-Baylor	Waco, TX	FA-12
	27	Gordy, Josh	CB	5-11	195	2/9/1987	27	4	Central Michigan	Warren, GA	T-12 (STL)
	5	Harnish, Chandler	QB	6-2	222	7/28/1988	25	1	Northern Illinois	Bluffton, IN	D7-12
	72	Harrison, Jonothan	C	6-4	308	8/25/1991	22	R	Florida	Groveland, FL	FA-14
	49	Harvey, Mario	FB	6-0	264	8/10/1987	26	3	Marshall	Forsyth, GA	FA-12
	8	Hasselbeck, Matt	QB	6-4	235	9/25/1975	38	16	Boston College	Norfolk, MA	FA-13
	39	Havili, Stanley	FB	6-0	243	11/4/1987	26	3	USC	Salt Lake City, UT	T-13 (PHI)
	36	Herron, Daniel	RB	5-10	212	3/21/1989	25	2	Ohio State	Warren, OH	FA-13
	13	Hilton, T.Y.	WR	5-9	178	11/4/1989	24	3	Florida International	Miami, FL	D3-12
	62	Holmes, Khaled	C/G	6-3	309	11/19/1990	24	2	USC	Santa Ana, CA	D4-13
BUSINESS OPERATIONS	63	Hoover, Tyler	DE	6-7	297	1/28/1990	24	R	Michigan State	Novi, MI	FA-14
	26	Howell, Delano	S	5-11	197	11/17/1989	24	3	Stanford	Newhall, CA	FA-12
	94	Hughes, Montori	DT	6-4	350	8/25/1990	23	2	Tennessee-Martin	Murfreesboro, TN	D5-13
	54	Jackson, Andrew	ILB	6-1	254	3/16/1992	22	R	Western Kentucky	Lakeland, FL	D6-14
	52	Jackson, D'Owell	ILB	6-0	240	9/26/1983	30	9	Maryland	Largo, FL	FA-14
	23	Jackson, Kameron	CB	5-9	175	10/31/1993	20	R	California	Long Beach, CA	FA-14
	99	Jean Francois, Ricky	DT	6-3	297	11/23/1986	27	6	LSU	Miami, FL	UFA-13 (SF)
	68	John, Urick	T	6-5	300	5/20/1992	22	R	Georgia State	Hinesville, GA	D7-14
	59	Johnson, Cam	OLB	6-3	260	5/24/1990	24	2	Virginia	Washington, DC	T-13 (SF)
	97	Jones, Arthur	DE	6-3	337	6/3/1986	28	5	Syracuse	Rochester, NY	UFA-14 (BAL)
PLAYERS	64	Kerr, Zach	NT	6-2	335	6/29/1990	23	R	Delaware	Gaithersburg, MD	FA-14
	30	Landry, LaRon	S	6-0	226	10/14/1984	29	8	LSU	Mettairie, LA	UFA-13 (NYJ)
	85	Lankford, Ryan	WR	5-11	163	12/9/1991	22	R	Illinois	Jacksonville, FL	FA-14
	11	Lenz, Josh	WR	6-0	194	9/22/1990	23	1	Iowa State	Dubuque, IA	FA-13
	60	Louis, Lance	G	6-3	330	4/24/1985	28	5	San Diego State	New Orleans, LA	FA-14
	12	Luck, Andrew	QB	6-4	240	9/12/1989	24	3	Stanford	Houston, TX	D1-12
	67	Lutz, FN	C	6-3	290	5/24/1991	23	R	Indiana State	West Lafayette, IN	FA-14
	38	Mathis, Robert	OLB	6-2	245	2/26/1981	33	12	Alabama A&M	Atlanta, GA	D5-03
	1	McAfee, Pat	P	6-1	240	5/2/1987	27	6	West Virginia	Plum, PA	D7-09
	31	McDonald, Dewey	S	6-0	220	6/10/1990	24	R	California (PA)	Ranson, WV	FA-14
2013 SEASON IN REVIEW	68	McKinney, Brandon	NT	6-2	345	8/24/1983	30	8	Michigan State	Dayton, OH	FA-14
	57	McNary, Josh	ILB	6-0	251	4/10/1988	26	1	Army	Houston, TX	FA-13
	75	Mewhort, Jack	T/G	6-6	308	9/30/1991	22	R	Ohio State	Toledo, OH	D2-14
	95	Moala, Fili	DE	6-4	308	6/23/1985	29	6	USC	Buena Park, CA	D3-09
	10	Moncrief, Donte	WR	6-2	221	8/6/1993	20	R	Mississippi	Raleigh, MS	D2-14
	9	Moore, Greg	WR	6-4	197	12/12/1990	23	R	Lane College	Memphis, TN	FA-14
	48	Morgan, Aaron	LB	6-4	250	12/30/1988	25	4	Louisiana-Monroe	New Orleans, LA	FA-14
	51	Muamba, Henoc	LB	6-0	242	2/23/1989	25	R	St. Francis Xavier	Kinshasa, Dem. Rep. of the Congo	FA-14
	91	Newsome, Jonathan	DE	6-3	251	1/22/1991	23	R	Ball State	Cleveland, OH	D5-14
	14	Nicks, Hakeem	WR	6-1	208	1/14/1988	26	6	North Carolina	Philadelphia, PA	UFA-14 (NYG)
COLTS HISTORY	71	Nixon, Xavier	T	6-6	330	9/17/1990	23	2	Florida	Fayetteville, NC	FA-13
	67	Obukwelu, Nnamdi	DE	6-3	303	4/13/1991	23	R	Harvard	Brockton, MA	FA-14
	45	Overson, Matt	LS	6-1	241	7/6/1985	28	3	Western Washington	Tracy, CA	FA-12
	2	Parkey, Cody	K	6-0	193	2/19/1992	22	R	Auburn	Jupiter, FL	FA-14
	61	Pendleton, Jeris	DT	6-2	323	11/7/1983	30	2	Ashland	Chicago, IL	FA-13
	40	Price, Sheldon	CB	6-2	198	3/22/1991	23	1	UCLA	Chino Hills, CA	FA-13
	6	Purfoy, Louchéiz	CB	6-1	188	12/16/1992	21	R	Florida	Pensacola, FL	FA-14
	25	Rainey, Chris	RB	5-9	181	3/2/1988	26	3	Florida	Lakeland, FL	FA-13
	90	Redding, Cory	DE	6-4	318	11/15/1980	33	12	Texas	Houston, TX	UFA-12 (BAL)
	76	Reitz, Joe	G	6-7	325	8/24/1985	28	4	Western Michigan	Fishers, IN	FA-10
RECORDS	34	Richardson, Trent	RB	5-9	225	7/10/1990	23	3	Alabama	Pensacola, FL	T-13 (CLE)
	16	Rogers, Da'Rick	WR	6-3	215	6/18/1991	23	2	Tennessee Tech	Atlanta, GA	FA-13
	47	Saunders, Wesley	TE	6-5	261	1/16/1989	25	4	South Carolina	Durham, NC	FA-13
	53	Sheppard, Kelvin	ILB	6-2	252	1/2/1988	26	4	LSU	Stone Mountain, GA	T-13 (BUF)
	35	Sims, David	S	5-10	207	10/20/1986	27	2	Iowa State	Gainesville, FL	FA-14
	58	Studebaker, Andy	OLB	6-3	255	9/16/1985	28	7	Wheaton	Congerville, IL	FA-13
	86	Swoope, Erik	TE	6-5	246	5/8/1992	22	R	Miami (FL)	Lake Elnorine, CA	FA-14
	66	Thomas, Donald	G	6-4	303	9/25/1985	28	7	Connecticut	West Haven, CT	UFA-13 (NE)
	81	Thomas, Eric	WR	6-1	225	11/1/1991	22	R	Troy	Shreveport, LA	FA-14
	69	Thomton, Hugh	G	6-3	336	6/28/1991	23	2	Illinois	Oberlin, OH	D3-13
COLTS IN THE COMMUNITY	37	Tipton, Zurlon	RB	6-0	231	4/27/1990	24	R	Central Michigan	Detroit, MI	FA-14
	28	Toler, Greg	CB	6-0	190	1/2/1985	29	6	St. Paul's	Washington, DC	UFA-13 (ARI)
	4	Vinatieri, Adam	K	6-0	209	12/28/1972	41	19	South Dakota State	Rapid City, SD	UFA-06 (NE)
	93	Walden, Erik	OLB	6-2	250	8/21/1985	28	7	Middle Tennessee St.	Dublin, GA	UFA-13 (GB)
	79	Walker, Josh	G	6-5	328	6/2/1991	23	R	Middle Tennessee St.	Spring City, TN	FA-14
	7	Washington, Tony	WR	5-11	198	10/18/1990	23	R	Appalachian State	High Point, NC	FA-14
	87	Wayne, Reggie	WR	6-0	203	11/17/1978	35	14	Miami (FL)	New Orleans, LA	D1-01
	92	Werner, Bjorn	OLB	6-3	257	8/30/1990	23	2	Florida State	Berlin, Germany	D1-13
	17	Whalen, Griff	WR	5-11	190	3/1/1990	24	3	Stanford	Sylvania, OH	FA-12
	43	White, Cameron	FB	6-2	252	7/15/1990	23	R	Hillsdale College	Grand Rapids, MI	FA-14

2014 INDIANAPOLIS COLTS NUMERICAL ROSTER

NO	NAME	POS	HT	WT	DOB	AGE	EXP	COLLEGE	HOMETOWN	HOW ACQ.
1	Pat McAfee	P	6-1	240	5/2/1987	27	6	West Virginia	Plum, PA	DT-09
2	Cody Parkey	K	6-0	193	2/19/1992	22	R	Auburn	Jupiter, FL	FA-14
4	Adam Vinatieri	K	6-0	209	12/28/1972	41	19	South Dakota State	Rapid City, SD	UFA-06 (NE)
5	Chandler Harnish	QB	6-2	222	7/28/1988	24	1	Northern Illinois	Bluffton, IN	DT-12
6	Loucheiz Purifoy	CB	6-1	188	12/16/1992	21	R	Florida	Pensacola, FL	FA-14
7	Tony Washington	WR	5-11	198	10/18/1990	23	R	Appalachian State	High Point, NC	FA-14
8	Matt Hasselbeck	QB	6-4	235	9/25/1975	37	16	Boston College	Norfolk, MA	FA-13
9	Greg Moore	WR	6-4	197	12/12/1990	23	R	Lane College	Memphis, TN	FA-14
10	Donte Moncrief	WR	6-2	221	8/6/1993	20	R	Mississippi	Raleigh, MS	D3-14
11	Josh Lenz	WR	6-0	194	9/22/1990	23	1	Iowa State	Dubuque, IA	FA-13
12	Andrew Luck	QB	6-4	240	9/12/1989	24	3	Stanford	Houston, TX	D1-12
13	T.Y. Hilton	WR	5-9	178	11/14/1989	24	3	Florida International	Miami, FL	D3-12
14	Hakeem Nicks	WR	6-1	208	1/14/1988	26	6	North Carolina	Philadelphia, PA	UFA-14 (NYG)
16	Da Rick Rogers	WR	6-3	215	6/18/1991	23	2	Tennessee Tech	Atlanta, GA	FA-13
17	Griff Whalen	WR	5-11	190	3/1/1990	24	3	Stanford	Sylvania, OH	FA-12
20	Darius Butler	CB	5-10	188	3/18/1986	28	6	Connecticut	Tamarac, FL	FA-12
21	Vontae Davis	CB	5-11	207	5/27/1988	26	6	Illinois	Washington, DC	T-12 (MIA)
23	Kameron Jackson	CB	5-9	175	10/31/1993	20	R	California	Long Beach, CA	FA-14
25	Johnny Adams	CB	5-11	177	6/9/1989	25	3	Michigan State	Akron, OH	FA-14
25	Chris Rainey	RB	5-9	181	3/2/1988	26	3	Florida	Lakeland, FL	FA-13
26	Delano Howell	S	5-11	197	11/17/1989	24	3	Stanford	Newhall, CA	FA-12
27	Josh Gordy	CB	5-11	195	2/9/1987	27	4	Central Michigan	Warthen, GA	T-12 (STL)
28	Greg Toler	CB	6-0	190	1/2/1985	29	6	St. Paul's	Washington, DC	UFA-13 (ARI)
29	Marcus Burley	CB	5-10	189	7/16/1990	23	1	Delaware	Richmond, VA	FA-14
30	LaRon Landry	S	6-0	226	10/14/1984	28	8	LSU	Mettairie, LA	UFA-13 (NYJ)
31	Dewey McDonald	S	6-0	220	6/10/1990	24	R	California (PA)	Ranson, WV	FA-14
32	Colt Anderson	S	5-10	194	10/25/1985	28	5	Montana	Butte, MT	FA-14
33	Vick Ballard	RB	5-10	226	7/16/1990	23	3	Mississippi State	Pascagoula, MS	D5-12
34	Trent Richardson	RB	5-9	225	7/10/1990	23	3	Alabama	Pensacola, FL	T-13 (CLE)
35	David Sims	S	5-10	207	10/20/1986	27	2	Iowa State	Gainesville, FL	FA-14
36	Daniel Herron	RB	5-10	212	3/21/1989	25	2	Ohio State	Warren, OH	FA-13
37	Brandon Burton	CB	6-0	185	7/31/1989	24	4	Utah	Houston, TX	W-14 (CIN)
37	Zurion Tipton	RB	6-0	231	4/27/1990	24	R	Central Michigan	Detroit, MI	FA-14
38	Sergio Brown	S	6-2	218	5/22/1988	26	5	Notre Dame	Maywood, IL	W-12 (NE)
39	Stanley Havili	FB	6-0	243	11/14/1987	25	3	USC	Salt Lake City, UT	T-13 (PHI)
40	Sheldon Price	CB	6-2	198	3/26/1991	23	1	UCLA	Chino Hills, CA	FA-13
42	Mike Adams	S	5-11	200	3/24/1981	33	11	Delaware	Paterson, N.J.	FA-14
43	Cameron White	FB	6-2	252	7/15/1990	23	R	Hillsdale College	Grand Rapids, MI	FA-14
44	Ahmad Bradshaw	RB	5-10	217	3/19/1986	27	8	Marshall	Bluefield, VA	FA-13
45	Matt Overton	LS	6-1	241	7/6/1985	28	3	Western Washington	Tracy, CA	FA-12
46	Qua Cox	CB	6-0	185	4/28/1991	23	R	Jackson State	Tuskegee, AL	FA-14
47	Weslye Saunders	TE	6-5	261	1/16/1989	25	4	South Carolina	Durham, NC	FA-13
48	Aaron Morgan	LB	6-4	250	12/30/1988	25	4	Louisiana-Monroe	New Orleans, LA	FA-14
49	Mario Harvey	FB	6-0	264	8/10/1987	26	3	Marshall	Forsyth, GA	FA-12
50	Jerrrell Freeman	ILB	6-0	240	5/1/1986	28	3	Mary Hardin-Baylor	Waco, TX	FA-12
51	Henoc Muamba	LB	6-0	242	2/23/1989	25	R	St. Francis Xavier	Kinshasa, Dem. Rep. of the Congo	FA-14
52	D'Owell Jackson	ILB	6-0	240	9/26/1983	30	9	Maryland	Largo, FL	FA-14
53	Kelvin Sheppard	ILB	6-2	252	1/2/1988	26	4	LSU	Stone Mountain, GA	T-13 (BUF)
54	Andrew Jackson	ILB	6-1	254	3/16/1992	22	R	Western Kentucky	Lakeland, FL	D6-14
56	Daniel Adonoy	OLB	6-5	270	10/12/1989	24	1	Pretoria (South Africa)	Nairobi, Kenya	FA-13
57	Josh McNary	ILB	6-0	251	4/10/1988	26	1	Army	Houston, TX	FA-13
58	Andy Studebaker	OLB	6-3	255	9/16/1985	28	7	Wheaton	Congerville, IL	FA-13
59	Cam Johnson	OLB	6-3	260	5/24/1990	24	2	Virginia	Washington, DC	T-13 (SF)
60	Lance Louis	G	6-3	330	4/24/1985	28	5	San Diego State	New Orleans, LA	FA-14
61	Jeris Pendleton	DT	6-2	323	11/7/1983	30	2	Ashland	Chicago, IL	FA-13
62	Khaled Holmes	C/G	6-3	309	1/19/1990	23	2	USC	Santa Ana, CA	D4-13
63	Tyler Hoover	DE	6-7	297	1/28/1990	24	R	Michigan State	Novi, MI	FA-14
64	Zach Kerr	NT	6-2	335	8/29/1990	23	R	Delaware	Gaithersburg, MD	FA-14
65	Gannon Conway	DE	6-4	280	6/4/1989	25	R	Arizona State	Higley, AZ	FA-14
66	Donald Thomas	G	6-4	303	9/25/1985	28	7	Connecticut	West Haven, CT	UFA-13 (NE)
67	FN Lutz	C	6-3	290	5/24/1991	23	R	Indiana State	West Lafayette, IN	FA-14
67	Nnamdi Okwukwu	DE	6-3	303	4/13/1991	23	R	Harvard	Brockton, MA	FA-14
68	Ulrick John	T	6-5	300	5/20/1992	22	R	Georgia State	Hinesville, GA	D7-14
68	Brandon McKinney	NT	6-2	345	8/24/1983	30	8	Michigan State	Dayton, OH	FA-14
69	Brad Thornton	G	6-3	336	6/28/1991	21	2	Illinois	Oberlin, OH	D3-13
71	Xavier Nixon	T	6-6	330	9/17/1990	23	2	Florida	Fayetteville, NC	FA-14
72	Jonathan Harrison	C	6-4	308	8/25/1991	22	R	Florida	Groveland, FL	FA-14
73	Jack Brockner	T	6-9	328	5/13/1988	26	R	Gustavus Adolphus	Wayzata, MN	FA-14
74	Anthony Costanzo	T	6-7	311	8/9/1988	25	4	Boston College	Harthorn Woods, IL	D1-11
75	Jack Mewhort	T/G	6-6	308	9/30/1992	22	R	Ohio State	Toledo, OH	D2-14
76	Joe Retz	G	6-7	325	8/24/1985	28	4	Western Michigan	Fishers, IN	FA-10
77	Gosder Cherilus	T	6-7	316	6/28/1984	30	7	Boston College	Somerville, MA	UFA-13 (DET)
79	Josh Walker	G	6-5	328	6/2/1991	23	R	Middle Tennessee St.	Spring City, TN	FA-14
80	Coby Fleener	TE	6-6	251	9/20/1988	25	3	Stanford	Lemont, IL	D2-12
81	Eric Thomas	WR	6-1	225	11/11/1991	22	R	Troy	Shreveport, LA	FA-14
83	Dwayne Allen	TE	6-3	265	2/24/1990	24	3	Clemson	Fayetteville, NC	D3-12
84	Jack Doyle	TE	6-6	267	5/5/1990	24	2	Western Kentucky	Indianapolis, IN	W-13 (TEN)
85	Ryan Lankford	WR	5-11	163	12/9/1991	22	R	Illinois	Jacksonville, FL	FA-14
86	Erik Swoope	TE	6-5	246	5/8/1992	22	R	Miami (FL)	Lake Elnora, CA	FA-14
87	Reggie Wayne	WR	6-0	203	11/17/1978	35	14	Miami (FL)	New Orleans, LA	D1-01
90	Cory Redding	DE	6-4	318	11/15/1980	33	12	Texas	Houston, TX	UFA-12 (BAL)
91	Jonathan Newsome	DE	6-3	251	1/22/1991	23	R	Ball State	Cleveland, OH	D5-14
92	Bjoern Werner	OLB	6-3	257	8/30/1990	22	2	Florida State	Berlin, Germany	D1-13
93	Erik Walden	OLB	6-2	250	8/21/1985	28	7	Florida State	Dublin, GA	UFA-13 (GB)
94	Montori Hughes	DT	6-4	350	8/25/1990	22	2	Tennessee-Martin	Murfreesboro, TN	D5-13
95	Fili Moala	DE	6-4	308	6/23/1985	29	6	USC	Buena Park, CA	D2-09
96	Josh Chapman	NT	6-0	340	6/10/1990	24	3	Alabama	Hoover, AL	D8-12
97	Arthur Jones	DE	6-3	337	6/3/1986	28	5	Syracuse	Rochester, NY	UFA-14 (BAL)
98	Robert Mathis	OLB	6-2	245	2/26/1981	33	12	Alabama A&M	Atlanta, GA	D5-03
99	Ricky Jean Francois	DT	6-3	297	11/23/1986	26	6	LSU	Miami, FL	UFA-13 (SF)

ADMINISTRATION
COACHING STAFF
FOOTBALL OPERATIONS
BUSINESS OPERATIONS
PLAYERS
2013 SEASON IN REVIEW
COLTS HISTORY
RECORDS
COLTS IN THE COMMUNITY





2013 SEASON IN REVIEW



2013

RECORD: 11-5 COACH: CHUCK PAGANO

FIRST – AFC SOUTH DIVISION

HOME: 6-2 ROAD: 5-3

DIV: 6-0 CONF: 9-3 NCONF: 2-2

ADMINISTRATION

COACHING STAFF

FOOTBALL OPERATIONS

BUSINESS OPERATIONS

PLAYERS

2013 SEASON IN REVIEW

COLTS HISTORY

RECORDS

COLTS IN THE COMMUNITY

*Sellout	*Roof/Window Open	#Roof Open/Window Closed	#Roof Closed/Window Open	SCORING	TDR	TDP	TDRT	PAT	FG	2P	S	TP	INTERCEPTIONS	NO.	YDS.	AVG.	LG	TD	
9/8 W	21-17	Oakland	*65,412	A.Vinatieri				34/34	35/40			139	Butler	4	79	19.8	411	1	
9/15 L	20-24	Miami	*65,406	D.Brown	6	2						48	Vaughn	3	9	3.0	8	0	
9/22 W	27-7	@ San Francisco	*69,732	C.Fleener	4					2		28	Betha	2	48	24.0	46	0	
9/29 W	37-3	@ Jacksonville	59,695	A.Luck	4							24	Freeman	2	13	6.5	13	0	
10/6 W	34-28	Seattle	*66,608	T.Richardson	3	1						24	Toler	1	26	26.0	26	0	
10/14 L	9-19	@ San Diego	*57,954	R.Wayne	2					1		14	Gordy	1	7	7.0	7	0	
10/20 W	39-33	Denver	*67,196	A.Bradshaw	2							12	Angerer	1	4	4.0	4	0	
11/3 W	27-24	@ Houston	*71,778	G.Whalen	2							12	Davis	1	0	0.0	0	0	
11/10 L	8-38	St. Louis	*66,004	L.Brazill	2							12	COLTS	15	186	12.4	46	1	
11/14 L	30-27	@ Tennessee	*69,143	D.Heyward-Bey	1						1	8	OPPONENTS	10	91	9.1	32	1	
11/24 W	11-40	@ Arizona	*60,882	D.Allen	1		1					6							
12/1 W	22-14	Tennessee	*65,502	D.Butler								6							
12/8 L	28-42	@ Cincinnati	*62,507	S.Havili	1							6							
12/15 W	25-3	Houston	*65,470	D.Howell			1					6							
12/22 W	23-7	@ Kansas City	*75,396	C.Redding							1	2							
12/29 W	30-10	Jacksonville	*66,008	R.Mathis							1	2							
1/4 W	45-44	Kansas City	*63,551	COLTS	15	23	2	34/34	35/40	4	2	391	PUNTING NO.	76	3499	46.0	7	27	65
1/11 L	22-43	New England	*68,756	OPPONENTS	14	21	3	37/37	23/30	0	1	336	COLTS	75	3499	45.4	7	27	65

TEAM STATISTICS	COLTS	OPP
TOTAL FIRST DOWNS	318	319
Rushing	88	101
Passing	191	191
Penalty	39	27
3rd Down: M/A/Pct.	80/213 37.6	79/210/37.6
4th Down: M/A/Pct.	3/10 30.0	10/19/52.6
TOTAL NET YARDS	5468	5713
Avg. Per Game	341.8	357.1
Total Plays	1023	1026
Avg. Per Play	5.3	5.6
NET YARDS RUSHING	1743	2002
Avg. Per Game	108.9	125.1
Total Rushes	409	448
NET YARDS PASSING	3725	3711
Avg. Per Game	232.8	231.9
Tackled/Yards Lost	32/227	42/248
Gross Yards	3952	3959
Att./Completions	582/350	536/324
Completion Pct.	60.1	60.4
Had Intercepted	10	15
PUNTS/AVERAGE	77/45.4	75/45.6
NET PUNTING AVG.	38.0	39.7
PENALTIES/YARDS	66/576	112/990
FUMBLES/BALL LOST	14/4	26/12
TOUCHDOWNS	40	38
Rushing	15	14
Passing	23	21
Defense/Kicking	1/1	2/1
TIME OF POSSESSION	29:41	30:19

COLTS	OPPONENTS
COLTS	OPPONENTS
0/0	0/0
6/6	3/4
10/11	9/9
15/17	7/12
4/6	4/5

OPPONENTS	COLTS
0/0	0/0
6/6	3/4
10/11	9/9
15/17	7/12
4/6	4/5

OPPONENTS	COLTS
0/0	0/0
6/6	3/4
10/11	9/9
15/17	7/12
4/6	4/5

OPPONENTS	COLTS
0/0	0/0
6/6	3/4
10/11	9/9
15/17	7/12
4/6	4/5

OPPONENTS	COLTS
0/0	0/0
6/6	3/4
10/11	9/9
15/17	7/12
4/6	4/5

OPPONENTS	COLTS
0/0	0/0
6/6	3/4
10/11	9/9
15/17	7/12
4/6	4/5

PUNTING NO.	YDS.	AVG.	TB	INTO	LG	BLK.
McAfee	76	3499	46.0	7	27	65
COLTS	75	3499	45.4	7	27	65
OPPONENTS	75	3423	45.6	6	24	70

PUNT RETURNS	NO.	FC	YDS.	AVG.	LG	TD
Hilton	17	12	159	9.4	34	0
Whalen	8	7	104	13.0	51	0
Rainey	4	4	29	7.3	18	0
Brazill	3	2	25	8.3	17	0
Butler	1	0	9	9.0	9	0
COLTS	33	25	326	9.9	51	0
OPPONENTS	29	17	396	13.7	98	1

KICKOFF RETURNS	NO.	YDS.	AVG.	LG	TD
Reed	24	590	24.6	39	0
Rainey	6	131	21.8	27	0
Vaughn	5	142	28.4	33	0
Brazill	3	57	19.0	21	0
Williams	1	28	28.0	28	0
Choice	1	28	28.0	28	0
Whalen	1	22	22.0	22	0
Herron	1	13	13.0	13	0
Adongo	1	0	0.0	0	0
COLTS	43	1011	23.5	39	0
OPPONENTS	43	1085	25.2	56	0

SACKS: Colts 42.0, Opponents 32.0; Mathis 19.5-120.5; Freeman 5.5-22.5; Redding 4.5-14.5; Walden 3.0-23.0; Jean Francois 2.5-19.5; Werner 2.5-15.0; Moala 1.5-4.0; Betha 1.0-12.0; Sheppard 1.0-9.0; Angerer 0.5-4.0; Mathews 0.5-4.0

USUAL STARTERS

PRO BOWLERS IN BOLDFACE

OFFENSE	DEFENSE
WR T.Y. Hilton	DE Cory Redding
LT Anthony Costanzo	NT Aubrayo Franklin
LG Hugh Thornton	DT Ricky Jean Francois
C Samson Satele	SLB Erik Walden
RG Mike McIlynn	MIKE Pat Angerer
RT Gosder Cherilus	WILL Jerrrell Freeman
TE Coby Fleener	RUSH Robert Mathis
WR Dariusz Heyward-Bey	LCB Greg Toler
QB Andrew Luck	RCB Vontae Davis
FB Stanley Havili	SS Antoine Betha
RB Trent Richardson	FS LaRon Landry
LS Matt Overton	

PASSING	ATT.	COMP.	YDS.	PCT.	AVG./ATT.	TD	TD%	INT.	INT.%	LG	SACKED	RATING
Luck	570	343	3822	60.2	6.7	23	4.0	9	1.6	73t	32/227	87.0
Hasselbeck	12	7	130	58.3	10.8	0	0.0	1	8.3	57	0/0	61.1
COLTS	582	350	3952	60.1	6.8	23	4.0	10	1.7	73t	32/227	86.5
OPPONENTS	536	324	3959	60.4	7.4	21	3.9	15	2.8	81t	42/248	86.6



2013 COLTS DEFENSIVE STATS

PLAYER	DEFENSIVE TACKLES			QUARTERBACK			PASSES			SPECIAL TEAMS					
	SOLO	AST	TOTAL	SACK	YDS	INT	YDS.	PD	FF	FR	TACKLES SOLO	AST	FF	FR	BLK
Jerrell Freeman	111	58	169	5.5	22.5	2	13	6	6	2	0	0	0	0	0
Antoine Bethea	86	35	121	1.0	12	2	48	6	0	1	0	0	0	0	0
Pat Angerer	48	39	87	0.5	4	1	4	4	0	0	0	0	0	0	0
LaRon Landry	59	28	87	0.0	0	0	0	2	0	0	0	0	0	0	0
Robert Mathis	54	11	65	19.5	120.5	0	0	2	8	0	0	0	0	0	0
Kelvin Sheppard	38	24	62	1.0	9	0	0	1	0	0	3	0	0	0	0
Erik Walden	33	25	58	3.0	23	0	0	3	1	1	0	0	0	0	0
Darius Butler	43	9	52	0.0	0	4	79	15	0	1	5	0	0	0	0
Vontae Davis	42	6	48	0.0	0	1	0	13	0	0	0	0	0	0	0
Cory Redding	27	12	39	4.5	14.5	0	0	2	0	1	0	0	0	0	0
Aubrayo Franklin	19	10	29	0.0	0	0	0	1	0	0	0	0	0	0	0
Cassius Vaughn	25	3	28	0.0	0	3	9	6	0	1	1	0	1	0	0
Fill Moala	14	12	26	1.5	4	0	0	1	0	1	0	0	0	0	0
Greg Toler	17	7	24	0.0	0	1	26	7	0	0	0	0	0	0	0
Delano Howell	14	10	24	0.0	0	0	0	2	0	0	0	1	0	0	0
Ricky Jean Francois	19	4	23	2.5	19.5	0	0	2	0	0	0	0	0	0	0
Ricardo Mathews	11	7	18	0.5	4	0	0	1	0	0	0	0	0	0	0
Josh Chapman	11	7	18	0.0	0	0	0	0	0	0	0	0	0	0	0
Josh McNary	13	3	16	0.0	0	0	0	0	0	0	2	0	0	0	0
Bjoern Werner	13	2	15	2.5	15	0	0	3	0	0	2	1	0	0	0
Kavell Conner	14	1	15	0.0	0	0	0	1	0	1	7	6	0	0	0
Mario Harvey	10	1	11	0.0	0	0	0	0	0	0	6	2	0	0	0
Josh Gordy	8	1	9	0.0	0	1	7	3	0	0	2	2	0	0	0
Andy Studebaker	4	2	6	0.0	0	0	0	1	0	0	7	11	0	0	0
Lawrence Guy	1	3	4	0.0	0	0	0	1	0	0	0	0	0	0	1
Jaris Pendelton	2	2	4	0.0	0	0	0	0	0	0	0	0	0	0	0
Jailil Brown	2	0	2	0.0	0	0	0	0	0	0	0	1	0	0	0
Cam Johnson	1	1	2	0.0	0	0	0	0	0	0	2	3	0	0	0
Sergio Brown	1	0	1	0.0	0	0	0	0	0	0	7	2	0	2	1
Joe Lefeged	1	0	0	0.0	0	0	0	0	0	1	0	0	0	0	0
Montori Hughes	4	3	0	0.0	0	0	0	0	0	0	0	0	0	0	0
Donald Brown	0	0	0	0.0	0	0	0	0	0	0	1	1	0	0	0
Griff Whalen	0	0	0	0.0	0	0	0	0	0	0	1	1	0	0	0
Jack Doyle	0	0	0	0.0	0	0	0	0	0	0	3	0	0	0	0
Stanley Havili	0	0	0	0.0	0	0	0	0	0	0	7	2	1	0	0
David Reed	0	0	0	0.0	0	0	0	0	0	0	2	0	1	0	0
LaVon Brazill	0	0	0	0.0	0	0	0	0	0	0	2	1	1	0	0
T.Y. Hilton	0	0	0	0.0	0	0	0	0	0	0	0	0	0	1	0
Pat McAfee	0	0	0	0.0	0	0	0	0	0	0	4	0	0	0	0
Daniel Herron	0	0	0	0.0	0	0	0	0	0	0	2	0	0	1	0
Corey Lynch	0	0	0	0.0	0	0	0	0	0	0	4	2	0	0	0
Westye Saunders	0	0	0	0.0	0	0	0	0	0	0	0	1	0	0	0
Darnius Heyward-Bey	0	0	0	0.0	0	0	0	0	0	0	1	2	0	0	0
Matt Overton	0	0	0	0.0	0	0	0	0	0	0	2	3	0	0	0
Team Totals	745	326	1,063	42.0	248	15	186	83	15	10	73	42	4	4	2

ADMINISTRATION

COACHING STAFF

FOOTBALL OPERATIONS

BUSINESS OPERATIONS

PLAYERS

2013 SEASON IN REVIEW

COLTS HISTORY

RECORDS

COLTS IN THE COMMUNITY



Linebacker Jerrell Freeman led the team in tackles for the second straight season (169). He added 5.5 sacks, six forced fumbles, two fumble recoveries and two interceptions. Freeman was voted AFC Defensive Player of the Week (16) and was named to the 2013 USA Today All-Joe Team.



Linebacker Darius Butler led the Colts with four interceptions and 15 passes defensed in 2013. Butler returned his first interception of the season for a 41-yard touchdown in Week 4 at Jacksonville and also contributed with two interceptions in a Week 15 contest at Kansas City.



Linebacker Robert Mathis led the NFL and set a franchise record with 19.5 sacks while contributing with 65 tackles and eight forced fumbles. He was selected to his sixth consecutive Pro Bowl and was named a 2013 Associated Press First Team NFL All-Pro.

**Game 1**

September 8, 2013

Lucas Oil Stadium, Indianapolis, IN



The Colts won their first regular season opener dating back to 2009 with a 21-17 defeat over the Oakland Raiders. Indianapolis posted touchdowns on its first two offensive drives when quarterback Andrew Luck found wide receiver Reggie Wayne for a 12-yard score in the first quarter and followed with a 20-yard touchdown to tight end Dwayne Allen in the second quarter. Wayne led both teams in receiving with eight catches for 96 yards. The Raiders responded with 17 consecutive points led by quarterback Terrelle Pryor who finished the game with 112 rushing yards and one touchdown pass. Pryor's rushing yardage total was the most by an opposing quarterback against the Colts in franchise history. Following Oakland's last touchdown, Luck drove the team 80 yards in 11 plays and capped the possession with the game-winning 19-yard rushing touchdown. It marked Luck's eighth career game-winning drive in the fourth quarter or overtime, which is the most through the first 17 games of a career since the 1970 merger. Defensively, Indianapolis posted two interceptions, including one from safety Antoine Bethea who picked off Pryor with 31 seconds remaining in the game to seal the victory.

SCORING SUMMARY

	1	2	3	4	OT	Total
RAIDERS	0	7	3	7	0	17
COLTS	7	7	0	7	0	21

SCORING DRIVES

Team	Qtr	Time	Scoring Play	OAK	IND
Colts	1	2:47	Wayne 12 yd. pass from Luck (Vinatieri kick)	0	7
Colts	2	10:47	Allen 20 yd. pass from Luck (Vinatieri kick)	0	14
Raiders	2	4:53	McFadden 1 yd. run (Janikowski kick)	7	14
Raiders	3	5:42	Janikowski 38 yd. field goal	10	14
Raiders	4	11:09	Moore 5 yd. pass from Pryor (Janikowski kick)	17	14
Colts	4	5:20	Luck 19 yd. run (Vinatieri kick)	17	21

TEAM STATISTICS

	Raiders	Colts
Total Net Yards	372	274
Net Yards Rushing	171	127
Net Yards Passing	201	147
Total First Downs	20	18
Third Down Efficiency	7-13-54%	6-10-60%
Penalties	8-51	3-31
Fumbles (Number and Lost)	0-0	0-0
Touchdowns	2	3
Field Goals (Made and Attempted)	1-2	0-0
Red Zone Efficiency	2-3-67%	2-2-100%
Time of Possession	32:47	27:13

INDIVIDUAL STATISTICS

RUSHING: Ind. – Ballard 13-63, Luck 6-38-1, Bradshaw 7-26. Oak – Pryor 13-112, McFadden 17-48-1, Streater 1-9, Jennings 2-2.

PASSING: Ind. – Luck 18-23-178, 2 TD. Oak – Pryor 19-29-217, 1 TD, 2 INT.

RECEIVING: Ind. – Wayne 8-96-1, Heyward-Bey 3-33, Hilton 3-20, Allen 1-20-1, Fleener 1-7, Bradshaw 1-7, Ballard 1 -5. Oak – Streater 5-70, Moore 5-43-1, McFadden 3-18, Rivera 2-26, Mastrud 1-41, Reece 1-9, Butler 1-8, Ford 1-2.



Wide receiver Reggie Wayne led the team with eight catches for 96 yards and one touchdown in a season-opening victory against Oakland.

Game 2

September 15, 2013

Lucas Oil Stadium, Indianapolis, IN



Indianapolis dropped a Week 2 home meeting against Miami with a 24-20 loss. After falling behind 14-3 in the first quarter, the Colts tallied two touchdowns in the second stanza behind scores from tight end Coby Fleener and Ahmad Bradshaw. On Miami's first possession of the third quarter, linebacker Jerrell Freeman sacked Dolphins quarterback Ryan Tannehill and forced a fumble which was recovered by Joe Lefeged. The Colts moved the ball 19 yards on the ensuing possession to set up kicker Adam Vinatieri's 38-yard field goal, giving Indianapolis a 20-17 lead. Miami was able to respond later in the quarter when Charles Clay found the end zone on a one-yard run. Clay (109) and Dolphins wide receiver Mike Wallace (115) each contributed with 100-yard receiving performances. Down four points in the fourth quarter, Andrew Luck and the Colts made a late push before their final drive stalled at the Dolphins 23-yard line. Indianapolis wide receiver T.Y. Hilton contributed with a then-career-high 124 receiving yards while Freeman and Robert Mathis each finished with 2.0-sack performances in the loss.

SCORING SUMMARY

	1	2	3	4	OT	Total
DOLPHINS	14	3	7	0	0	24
COLTS	3	14	3	0	0	20

SCORING DRIVES

Team	Qtr	Time	Scoring Play	MIA	IND
Dolphins	1	9:43	Wallace 18 yd. pass from Tannehill (Sturgis kick)	7	0
Colts	1	4:07	Vinatieri 30 yd. field goal	7	3
Dolphins	1	2:54	Miller 10 yd. run (Sturgis kick)	14	3
Colts	2	13:01	Fleener 3 yd. pass from Luck (Vinatieri kick)	14	10
Colts	2	1:26	Bradshaw 1 yd. run (Vinatieri kick)	14	17
Dolphins	2	0:00	Sturgis 54 yd. field goal	17	17
Colts	3	11:35	Vinatieri 38 yd. field goal	17	20
Dolphins	3	4:40	Clay 1 yd. run (Sturgis kick)	24	20

TEAM STATISTICS

	Dolphins	Colts
Total Net Yards	398	448
Net Yards Rushing	101	133
Net Yards Passing	297	315
Total First Downs	21	23
Third Down Efficiency	6-14-43%	7-15-47%
Penalties	0-0	3-13
Fumbles (Number and Lost)	3-1	1-0
Touchdowns	3	2
Field Goals (Made and Attempted)	1-1	2-3
Red Zone Efficiency	3-3-100%	2-4-50%
Time of Possession	29:26	30:34

INDIVIDUAL STATISTICS

RUSHING: Ind. – Bradshaw 15-65-1, Luck 4-38, D. Brown 7-30. Mia. – Miller 14-69-1, Thomas 8-30, Tannehill 4-1, Clay 1-1-1.

PASSING: Ind. – Luck 25-43-321, 1 TD, 1 INT. Mia. – Tannehill 23-34-319, 1 TD.

RECEIVING: Ind. – Hilton 6-124, Wayne 5-46, Fleener 4-69-1, Bradshaw 3-19, Whalen 2-28, Havili 2-12, Heyward-Bey 2-10, Jones 1-13. Mia. – Wallace 9-115-1, Clay 5-109, Hartline 5-68, Miller 2-6, Gibson 1-11, Thomas 1-10.



Inside linebacker Jerrell Freeman contributed with his first career multiple-sack contest (2.0) while forcing a fumble on his first quarterback takedown in the third quarter against Miami.



Game 3

September 22, 2013

Candlestick Park, San Francisco, CA



27-7

The Colts earned their first road victory of the season, defeating the San Francisco 49ers 27-7 at Candlestick Park. The 20-point victory was the largest for the Colts on the road dating back to October 25, 2009 (at St. Louis). The Colts took a 7-0 lead on their first offensive possession of the game when running back Trent Richardson scored a one-yard touchdown on his first carry as a member of the Colts. The 49ers tied the contest in the first quarter when running back Kendall Hunter scored on a 13-yard run. The Colts defense stiffened after the 49ers touchdown. San Francisco quarterback Colin Kaepernick was held to two completions in the first half and the 49ers were held scoreless for the remainder of the contest. Indianapolis split the uprights from 43 and 41 yards and quarterback Andrew Luck scored on a six-yard carry. It was Luck's seventh career rushing touchdown. Running back Ahmad Bradshaw logged his second touchdown as a member of the Colts in the fourth quarter to cap the scoring at 27-7. Defensively for the Colts, Robert Mathis finished with 1.5 sacks while Jerrell Freeman contributed with a sack and a forced fumble.

SCORING SUMMARY

	1	2	3	4	OT	Total
COLTS	7	3	3	14	0	27
49ERS	7	0	0	0	0	7

SCORING DRIVES

Team	Qtr	Time	Scoring Play	IND	SF
Colts	1	11:20	Richardson 1 yd. run (Vinatieri kick)	7	0
49ers	1	4:13	Hunter 13 yd. run (Dawson kick)	7	7
Colts	2	7:00	Vinatieri 43 yd. field goal	10	7
Colts	3	6:46	Vinatieri 41 yd. field goal	13	7
Colts	4	4:13	Luck 6 yd. run (Vinatieri kick)	20	7
Colts	4	2:55	Bradshaw 1 yd. run (Vinatieri kick)	27	7

TEAM STATISTICS

	Colts	49ers
Total Net Yards	336	254
Net Yards Rushing	184	115
Net Yards Passing	152	139
Total First Downs	23	14
Third Down Efficiency	5-12-42%	3-12-25%
Penalties	1-10	6-48
Fumbles (Number and Lost)	0-0	1-1
Touchdowns	3	1
Field Goals (Made and Attempted)	2-3	0-0
Red Zone Efficiency	3-4-75%	1-1-100%
Time of Possession	36:25	23:35

INDIVIDUAL STATISTICS

RUSHING: Ind. – Bradshaw 19-95-1, Richardson 13-35-1, D. Brown 3-25, Luck 4-24-1, Wayne 1-5. S.F. – Gore 11-82, Kaepernick 7-20, Hunter 4-14-1, Dixon 1 -1.

PASSING: Ind. – Luck 17-26-159. S.F. – Kaepernick 13-27-150, 1 INT.

RECEIVING: Ind. – Heyward-Bey 5-59, Wayne 4-58, Bradshaw 3-16, Hilton 2-13, Fleener 2-13, Havili 1-0. S.F. – Boldin 5-67, Gore 2-21, Williams 2-12, Celek 1-30, Miller 1-10, McDonald 1-6, Hunter 1-4.



Quarterback Andrew Luck threw for 159 yards and added 24 rushing yards and one rushing touchdown in a Week 3 win at San Francisco.

Game 4

September 29, 2013

EverBank Field, Jacksonville, FL



37-3

The Colts improved to 3-1 on the season after defeating Jacksonville by a 37-3 margin. The 34-point margin of victory was the team's highest since October 25, 2009. Indianapolis totaled 154 rushing yards, marking the fourth consecutive game the team eclipsed the 100-yard plateau. Following a Jacksonville 53-yard field goal, the Colts scored 37 unanswered points, which included four touchdowns and three Adam Vinatieri field goals. Indianapolis cornerback Darius Butler recorded the team's first touchdown with a 41-yard interception return for a touchdown in the second quarter. It was the second consecutive year Butler registered a pick-six in Jacksonville. Running back Trent Richardson logged his second touchdown in as many games with the Colts and tight end Coby Fleener and wide receiver Reggie Wayne were on the receiving end of Andrew Luck's two touchdown passes. Wayne finished the game with five catches for 100 yards and became the 11th player in NFL history to record 13,000-plus career receiving yards and 80 touchdowns. Defensively, outside linebacker Robert Mathis posted 3.0 sacks.

SCORING SUMMARY

	1	2	3	4	OT	Total
COLTS	0	20	14	3	0	37
JAGUARS	3	0	0	0	0	3

SCORING DRIVES

Team	Qtr	Time	Scoring Play	IND	JAX
Jaguars	1	8:14	Scobee 53 yd. field goal	0	3
Colts	2	14:43	Vinatieri 22 yd. field goal	3	3
Colts	2	11:48	Butler 41 yd. interception return (Vinatieri kick)	10	3
Colts	2	5:54	Richardson 1 yd. run (Vinatieri kick)	17	3
Colts	2	1:34	Vinatieri 46 yd. field goal	20	3
Colts	3	12:15	Fleener 31 yd. pass from Luck (Vinatieri kick)	27	3
Colts	3	1:22	Wayne 5 yd. pass from Luck (Vinatieri kick)	34	3
Colts	4	1:53	Vinatieri 28 yd. field goal	37	3

TEAM STATISTICS

	Colts	Jaguars
Total Net Yards	437	205
Net Yards Rushing	154	40
Net Yards Passing	283	165
Total First Downs	26	14
Third Down Efficiency	6-13-46%	2-11-18%
Penalties	7-58	9-65
Fumbles (Number and Lost)	1-0	0-0
Touchdowns	4	0
Field Goals (Made and Attempted)	3-3	1-1
Red Zone Efficiency	2-5-40%	0-1-0%
Time of Possession	36:38	23:22

INDIVIDUAL STATISTICS

RUSHING: Ind. – D. Brown 3-65, Richardson 20-60-1, Luck 2-26, Hilton 2-6, Havili 3-0. Jax. – Jones-Drew 13-23, Gabbert 2-10, Todman 2-4, Forsett 1-3.

PASSING: Ind. – Luck 21-35-257, 2 TD, 1 INT, Hasselbeck 2-3-37. Jax. – Gabbert 17-32-179, 3 INT.

RECEIVING: Ind. – Wayne 5-100-1, Fleener 5-77-1, Hilton 4-45, Heyward-Bey 3-33, D. Brown 2-11, Havili 2-1, Jones 1-21, Richardson 1-6. Jax. – Shorts 7-61, Sanders 4-59, Harbor 2-39, Forsett 2-10, Ebert 1-5, Jones-Drew 1-5.



Running back Trent Richardson posted his second touchdown in as many games and finished the contest with 60 rushing yards.

ADMINISTRATION

COACHING STAFF

FOOTBALL OPERATIONS

BUSINESS OPERATIONS

PLAYERS

2013 SEASON IN REVIEW

COLTS HISTORY

RECORDS

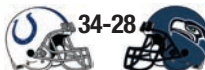
COLTS IN THE COMMUNITY



Game 5

October 6, 2013

Lucas Oil Stadium, Indianapolis, IN



34-28

The Colts improved to 4-1 and 2-0 against the NFC West with a 34-28 victory over Seattle. The record marked the team's best start to a regular season since 2009. Indianapolis fell behind early in the contest after the Seahawks notched a field goal, touchdown, and a safety off a blocked punt to take a 12-0 lead. The Colts responded when Andrew Luck found T.Y. Hilton for a 73-yard touchdown, which is the longest pass and reception for both players. The Colts took their first lead of the game in the second quarter when Delano Howell returned a blocked field goal 61 yards for a touchdown. Seahawks quarterback Russell Wilson added his second touchdown pass of the game in the second quarter en route to a Seattle 19-17 halftime advantage. Seahawks kicker Steven Hauschka then notched three field goals in the third stanza, but the Colts remained in the game when Luck and Hilton connected on their second touchdown (29 yards). Donald Brown scored on a three-yard rush and Adam Vinatieri added a 49-yard field goal to solidify the team's six-point victory. Hilton finished with a then-career-high 140 receiving yards and two scores. Defensively, Robert Mathis tallied his 100th career sack and finished with 2.0 on the day.

SCORING SUMMARY

	1	2	3	4	OT	Total
SEAHAWKS	12	7	9	0	0	28
COLTS	7	10	6	11	0	34

SCORING DRIVES

Team	Qtr	Time	Scoring Play	SEA	IND
Seahawks	1	11:40	Hauschka 42 yd. field goal	3	0
Seahawks	1	6:14	Tate 10 yd. pass from Wilson (Hauschka kick)	10	0
Seahawks	1	4:53	Punt blocked by Kearse out of bounds in end zone for a safety	12	0
Colts	1	1:04	Hilton 73 yd. pass from Luck (Vinatieri kick)	12	7
Colts	2	13:06	Howell 61 yd. return of blocked field goal (Vinatieri kick)	12	14
Seahawks	2	5:57	Kearse 28 yd. pass from Wilson (Hauschka kick)	19	14
Colts	2	0:58	Vinatieri 41 yd. field goal	19	17
Seahawks	3	11:18	Hauschka 36 yd. field goal	22	17
Seahawks	3	8:12	Hauschka 41 yd. field goal	25	17
Colts	3	4:16	Hilton 29 yd. pass from Luck (two-point conversion failed)	25	23
Seahawks	3	0:35	Hauschka 46 yd. field goal	28	23
Colts	4	8:55	Brown 3 yd. run (Luck-Wayne two-point pass)	28	31
Colts	4	1:55	Vinatieri 49 yd. field goal	28	34

TEAM STATISTICS

	Seahawks	Colts
Total Net Yards	423	317
Net Yards Rushing	218	109
Net Yards Passing	205	208
Total First Downs	21	20
Third Down Efficiency	2-12-17%	7-12-58%
Penalties	7-85	3-35
Fumbles (Number and Lost)	2-1	2-2
Touchdowns	2	4
Field Goals (Made and Attempted)	4-5	2-2
Red Zone Efficiency	1-2-50%	1-1-100%
Time of Possession	31:22	28:38

INDIVIDUAL STATISTICS

RUSHING: Ind. – Richardson 18-56, D. Brown 6-37-1, Luck 4-9, Heyward-Bey 1-7, Sea. – Lynch 17-102, Wilson 13-102, Turbin 4-14.
PASSING: Ind. – Luck 16-29-229, 2 TD, Sea. – Wilson 15-31-210, 2 TD, 1 INT.
RECEIVING: Ind. – Wayne 6-65, Hilton 5-140-2, Fleener 2-15, D. Brown 2-3, Hughes 1-6, Sea. – Baldwin 5-80, Tate 5-61-1, Wilson 2-28, Kearse 1-28-1, Rice 1-8, Lynch 1-5.

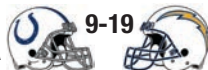


Wide receiver T.Y. Hilton caught five passes for 140 yards and two touchdowns in a victory against Seattle. He established a career-long reception with a 73-yard touchdown in the first quarter.

Game 6

October 14, 2013

Qualcomm Stadium, San Diego, CA



9-19

Indianapolis dropped to 4-2 after falling to the San Diego Chargers, 19-9, on Monday Night Football. The Colts opened the contest with an eight-play scoring drive, which resulted in an Adam Vinatieri 30-yard field goal. The Chargers took a 7-3 lead when quarterback Philip Rivers found wide receiver Keenan Allen for a 22-yard touchdown in the second quarter. Both teams traded field goals in the quarter and San Diego entered the break with a 10-6 lead. The Colts offense failed to gain momentum in the second half and was limited to a Vinatieri 51-yard field goal in the fourth quarter. Chargers kicker Nick Novak converted on three field goal attempts in the second half, including a 50-yard kick with 1:55 remaining in the fourth quarter to seal a two-possession victory. Offensively for the Colts, wide receiver Reggie Wayne led the team with five receptions for 88 yards and grabbed his 1,000th career catch in the fourth quarter. Running back Trent Richardson led the team in rushing with 40 yards. Defensively, the Colts witnessed sacks coming from defensive end Cory Redding and linebacker Kelvin Sheppard. Linebacker Mario Harvey recorded a career-high eight tackles while safety Delano Howell contributed with a career-best 11 stops.

SCORING SUMMARY

	1	2	3	4	OT	Total
COLTS	3	3	0	3	0	9
CHARGERS	0	10	3	6	0	19

SCORING DRIVES

Team	Qtr	Time	Scoring Play	IND	SD
Colts	1	11:27	Vinatieri 30 yd. field goal	3	0
Chargers	2	12:02	Allen 22 yd. pass from Rivers (Novak kick)	3	7
Chargers	2	1:41	Novak 31 yd. field goal	3	10
Colts	2	0:00	Vinatieri 50 yd. field goal	6	10
Chargers	3	9:05	Novak 33 yd. field goal	6	13
Chargers	4	9:43	Novak 34 yd. field goal	6	16
Colts	4	7:21	Vinatieri 51 yd. field goal	9	16
Chargers	4	1:55	Novak 50 yd. field goal	9	19

TEAM STATISTICS

	Colts	Chargers
Total Net Yards	267	374
Net Yards Rushing	74	147
Net Yards Passing	193	227
Total First Downs	12	24
Third Down Efficiency	2-10-20%	7-14-50%
Penalties	5-28	5-25
Fumbles (Number and Lost)	0-0	0-0
Touchdowns	0	0
Field Goals (Made and Attempted)	3-3	4-4
Red Zone Efficiency	0-0-0%	0-1-0%
Time of Possession	21:29	38:31

INDIVIDUAL STATISTICS

RUSHING: Ind. – Richardson 10-40, Luck 4-19, D. Brown 3-15. S.D. – Mathews 22-102, Woodhead 9-36, Royal 1-4, Brown 2-3, McClain 2-3, Rivers 1- -1.
PASSING: Ind. – Luck 18-30-202, 1 INT. S.D. – Rivers 22-33-237, 1 TD.
RECEIVING: Ind. – Wayne 5-88, Hilton 5-43, Fleener 3-16, Brown 2-19, Richardson 1-13, Havilli 1-12, Heyward-Bey 1-11. S.D. – Allen 9-107-1, Woodhead 5-47, Gates 4-28, Brown 2-31, Green 1-25, McClain 1- -1.



Kicker Adam Vinatieri converted all three of his field goal attempts (30, 50, 51) against San Diego. For the first time in his career, he split the uprights on two field goals of 50-plus yards in a single game.

ADMINISTRATION

COACHING STAFF

FOOTBALL OPERATIONS

BUSINESS OPERATIONS

PLAYERS

2013 SEASON IN REVIEW

COLTS HISTORY

RECORDS

COLTS IN THE COMMUNITY



Game 7

October 20, 2013

Lucas Oil Stadium, Indianapolis, IN



39-33

Indianapolis pieced together an impressive victory over the undefeated Denver Broncos to improve to 5-2 on the season. On the offensive side the ball, quarterback Andrew Luck completed 21-of-38 passes for 228 yards and tied his single-game high with four total touchdowns (one rushing). Indianapolis took a 26-14 lead into halftime following three touchdown passes from Luck to Dariusz Heyward-Bey, Stanley Havili and Coby Fleener. Havili also made a standout play on special teams when he stripped Broncos returner Trindon Holliday on a punt return, which set up Heyward-Bey's touchdown. The Colts defense held Peyton Manning to 134 net yards and 101 net passing yards in the first half, both of which were season lows. Denver played its way back into the game in the second half, which included 16 points in the fourth quarter. But two crucial takeaways, an interception from Colts linebacker Pat Angerer and a fumble recovery from safety Antoine Bethea stalled the Broncos' momentum and led to kicker Adam Vinatieri's third field goal of the contest, which created a two-possession game (39-30). Defensively, outside linebacker Robert Mathis generated five tackles and 2.0 sacks. He forced a fumble on a Manning sack, which led to a safety. The Colts also scored a touchdown on their ensuing drive.

SCORING SUMMARY

	1	2	3	4	OT	Total
BRONCOS	7	7	3	16	0	33
COLTS	10	16	7	6	0	39

SCORING DRIVES

Team	Qtr	Time	Scoring Play	DEN	IND
Broncos	1	8:16	Decker 17 yd. pass from Manning (Prater kick)	7	0
Colts	1	4:05	Vinatieri 27 yd. field goal	7	3
Colts	1	1:20	Heyward-Bey 11 yd. pass from Luck (Vinatieri kick)	7	10
Broncos	2	11:56	Thomas 12 yd. pass from Manning (Prater kick)	14	10
Colts	2	8:52	Manning fumble forced by Mathis out of bounds in end zone for safety	14	12
Colts	2	5:50	Havili 20 yd. pass from Luck (Vinatieri kick)	14	19
Colts	2	0:10	Fleener 8 yd. pass from Luck (Vinatieri kick)	14	26
Colts	3	5:00	Luck 10 yd. run (Vinatieri kick)	14	33
Broncos	3	0:42	Prater 31 yd. field goal	17	33
Colts	4	12:59	Vinatieri 52 yd. field goal	17	36
Broncos	4	12:11	Thomas 31 yd. pass from Manning (pass failed)	23	36
Broncos	4	8:44	Moreno 1 yd. run (Prater kick)	30	36
Colts	4	5:57	Vinatieri 42 yd. field goal	30	39
Broncos	4	0:12	Prater 47 yd. field goal	33	39

TEAM STATISTICS

	Broncos	Colts
Total Net Yards	429	334
Net Yards Rushing	64	121
Net Yards Passing	365	213
Total First Downs	23	19
Third Down Efficiency	5-16-31%	5-17-29%
Penalties	12-103	6-52
Fumbles (Number and Lost)	4-2	1-1
Touchdowns	4	4
Field Goals (Made and Attempted)	2-2	3-3
Red Zone Efficiency	3-5-60%	3-4-75%
Time of Possession	28:13	31:47

INDIVIDUAL STATISTICS

RUSHING: Ind. - Richardson 14-37, Heyward-Bey 1-30, Luck 4-29-1, D. Brown 11-23, Havili 1-2. Den. - Moreno 15-40-1, Hillman 4-25, Manning 1-1.

PASSING: Ind. - Luck 21-38-228, 3 TD. Den. - Manning 29-49-386, 3 TD, 1 INT.

RECEIVING: Ind. - Wayne 5-50, Fleener 5-38-1, Heyward-Bey 4-44-1, D. Brown 3-42, Hilton 2-27, Havili 1-20-1, Doyle 1-7. Den. - Decker 8-150-1, Welker 7-96, J. Thomas 5-41-1, D. Thomas 4-82-1, Moreno 3-9, Tamme 1-7, Hillman 1-1.



In a Week 7 win against Denver, outside linebacker Robert Mathis posted 2.0 sacks and one forced fumble, which resulted in a safety.

Game 8

November 3, 2013

Reliant Stadium, Houston, TX



27-24

The Colts tied their sixth-largest comeback in franchise history after overcoming an 18-point deficit in the third quarter and defeating the Houston Texans by a 27-24 margin. The Texans took an early lead in the first half when Houston quarterback Case Keenum found wide receiver Andre Johnson for three touchdown receptions en route to a 21-3 halftime lead. The Colts responded with points in each of their first four possessions of the second half. Adam Vinatieri notched his second field goal of the game (35 yards) prior to quarterback Andrew Luck finding wide receiver T.Y. Hilton for a career-high three touchdowns of his own to take a three-point lead. The Texans had two chances to take the lead or tie the game, but the Colts defense held Houston to a punt followed by a missed 55-yard field goal as time ran out. Luck completed 18-of-40 passes for 271 yards and three touchdowns as he logged his 10th career comeback in the fourth quarter or overtime. Hilton tallied his eighth career 100-yard performance as he led the team in receiving with seven receptions for 121 yards and three scores. The three touchdowns tied a franchise record for a single game, which was last recorded by Dallas Clark in December of 2009.

SCORING SUMMARY

	1	2	3	4	OT	Total
COLTS	0	3	9	15	0	27
TEXANS	14	7	3	0	0	24

SCORING DRIVES

Team	Qtr	Time	Scoring Play	IND	HOU
Texans	1	14:00	Johnson 62 yd. pass from Keenum (Bullock kick)	0	7
Texans	1	4:13	Johnson 41 yd. pass from Keenum (Bullock kick)	0	14
Colts	2	3:30	Vinatieri 30 yd. field goal	3	14
Texans	2	0:34	Johnson 5 yd. pass from Keenum (Bullock kick)	3	21
Colts	3	11:54	Vinatieri 35 yd. field goal	6	21
Texans	3	4:25	Bullock 43 yd. field goal	6	24
Colts	3	0:05	Hilton 10 yd. pass from Luck (Two-point pass failed)	12	24
Colts	4	9:46	Hilton 58 yd. pass from Luck (Vinatieri kick)	19	24
Colts	4	4:00	Hilton 9 yd. pass from Luck (Luck-Fleener two-point pass)	27	24

TEAM STATISTICS

	Colts	Texans
Total Net Yards	314	483
Net Yards Rushing	69	143
Net Yards Passing	245	340
Total First Downs	17	22
Third Down Efficiency	4-13-31%	6-14-43%
Penalties	3-15	5-86
Fumbles (Number and Lost)	0-0	1-0
Touchdowns	3	3
Field Goals (Made and Attempted)	2-3	1-4
Red Zone Efficiency	2-4-50%	1-2-50%
Time of Possession	23:48	36:12

INDIVIDUAL STATISTICS

RUSHING: Ind. - D. Brown 6-49, Richardson 8-20. Hou. - Tate 22-81, Johnson 8-36, Keenum 3-26.

PASSING: Ind. - Luck 18-40-271, 3 TD. Hou. - Keenum 20-34-350, 3 TD.

RECEIVING: Ind. - Hilton 7-121-3, Fleener 3-64, Whalen 3-32, Richardson 2-33, Heyward-Bey 1-11, Brazill 1-9, Havili 1-1. Hou. - Johnson 9-229-3, Graham 4-46, Hopkins 3-54, Posey 3-23, Tate 1-1-2.



Wide receiver T.Y. Hilton tied a single-game franchise record with three receiving touchdowns in a Week 9 victory at Houston. Hilton led the team with seven catches for 121 yards.

ADMINISTRATION

COACHING STAFF

FOOTBALL OPERATIONS

BUSINESS OPERATIONS

PLAYERS

2013 SEASON IN REVIEW

COLTS HISTORY

RECORDS

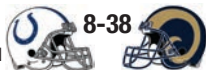
COLTS IN THE COMMUNITY



Game 9

November 10, 2013

Lucas Oil Stadium, Indianapolis, IN



8-38

The Colts fell to the St. Louis Rams by a 38-8 margin in a Week 10 contest at Lucas Oil Stadium. The Rams scored touchdowns in all three phases (offense, defense and special teams). St. Louis defensive end Chris Long opened the scoring with a fumble return for a touchdown following an Andrew Luck sack-fumble. St. Louis running back Zac Stacy then tallied a one-yard touchdown run prior to a Tavon Austin 98-yard punt return. Austin posted two other touchdowns on receptions of 57 and 81 yards. St. Louis notched 38 consecutive points before Indianapolis found the scoreboard on a Donald Brown 13-yard touchdown pass from Luck. It was Brown's first career receiving touchdown. Rams quarterback Kellen Clemens completed 9-of-16 passes for 247 yards and two touchdowns while Austin led the team in receiving with 138 yards and three total touchdowns. For the Colts, wide receiver T.Y. Hilton recorded his ninth career 100-plus-yard receiving contest (130 yards). Defensively, outside linebacker Robert Mathis totaled 2.0 sacks. He set a franchise record for career multiple-sack games and set a new team record for multiple-sack games in a single season. Mathis also established a new career-high in sacks for a single season.

SCORING SUMMARY

	1	2	3	4	OT	Total
RAMS	7	21	10	0	0	38
COLTS	0	0	8	0	0	8

SCORING DRIVES

Team	Qtr	Time	Scoring Play	STL	IND
Rams	1	12:12	Long 45 yd. fumble return (Zuerlein kick)	7	0
Rams	2	14:30	Stacy 1 yd. run (Zuerlein kick)	14	0
Rams	2	10:28	Austin 98 yd. punt return (Zuerlein kick)	21	0
Rams	2	6:58	Austin 57 yd. pass from Clemens (Zuerlein kick)	28	0
Rams	3	13:55	Austin 81 yd. pass from Clemens (Zuerlein kick)	35	0
Rams	3	5:15	Zuerlein 32 yd. field goal	38	0
Colts	3	1:35	Brown 13 yd. pass from Luck (Luck-Fleener two-point pass)	38	8

TEAM STATISTICS

	Rams	Colts
Total Net Yards	372	406
Net Yards Rushing	140	18
Net Yards Passing	232	368
Total First Downs	12	21
Third Down Efficiency	7-15-47%	2-12-17%
Penalties	8-46	2-20
Fumbles (Number and Lost)	2-1	1-1
Touchdowns	5	1
Field Goals (Made and Attempted)	1-1	0-0
Red Zone Efficiency	1-3-33%	1-5-20%
Time of Possession	30:38	29:22

INDIVIDUAL STATISTICS

RUSHING: Ind. – Luck 4-17, Richardson 5-2, Havili 1-1, Herron 1-0, D. Brown 2- -1, Hasselbeck 1- -1. Stl. – Cunningham 7-72, Stacy 26-62-1, Austin 1-4, Clemens 3-2.

PASSING: Ind. – Luck 29-47-353, 1 TD, 3 INT, Hasselbeck 2-5, 1 INT. Stl. – Clemens 9-16-247, 2 TD.

RECEIVING: Ind. – Hilton 7-130, D. Brown 5-64-1, Fleener 4-33, Whalen 3-36, Richardson 3-33, Heyward-Bey 3-30, Havili 3-25, Herron 1-57, Brazill 1-11, Reed 1-2. Stl. – Austin 2-138-2, Givens 2-54, Stacy 2-6, Cunningham 1-18, Cook 1-17, Harkey 1-14.



Outside linebacker Robert Mathis notched 2.0 sacks against St. Louis and set a franchise record for the most multiple-sack games in a career and a single season.

Game 10

November 14, 2013

LP Field, Nashville, TN



30-27

Following a slow start from Indianapolis in the first half of play, the Colts rallied to score 17 unanswered points in the third quarter en route to a 30-27 victory against the Tennessee Titans. After trailing 14-0 in the first quarter, Indianapolis kicker Adam Vinatieri split the uprights on field goals of 48 and 30 yards as the Titans entered the half with a 17-6 advantage. On Indy's first possession of the second half, quarterback Andrew Luck drove the Colts 74 yards in 11 plays, which was capped by a Donald Brown six-yard touchdown run. The Titans fumbled the ensuing kickoff and Luck's 11-yard touchdown run two plays later gave the Colts a three-point lead. The teams traded field goals before Indianapolis pieced together a methodical 74-yard drive resulting in Brown's second touchdown of the game at the 3:01 mark in the fourth quarter. The drive included 10 rushes and 43 yards from Brown. Tennessee's late touchdown could not make up the difference as the Colts claimed a 30-27 win. Brown led the team with 80 yards and his first career two-touchdown game. Luck completed 23-of-36 passes for 232 yards and one rushing score while tight end Coby Fleener set career highs in catches (eight) and yards (107).

SCORING SUMMARY

	1	2	3	4	OT	Total
COLTS	0	6	17	7	0	30
TITANS	14	3	0	10	0	27

SCORING DRIVES

Team	Qtr	Time	Scoring Play	IND	TEN
Titans	1	11:36	Johnson 30 yd. run (Bironas kick)	0	7
Titans	1	4:06	Johnson 7 yd. run (Bironas kick)	0	14
Colts	2	11:26	Vinatieri 48 yd. field goal	3	14
Titans	2	2:32	Bironas 25 yd. field goal	3	17
Colts	2	0:00	Vinatieri 30 yd. field goal	6	17
Colts	3	8:33	Brown 6 yd. run (Vinatieri kick)	13	17
Colts	3	7:36	Luck 11 yd. run (Vinatieri kick)	20	17
Colts	3	1:27	Vinatieri 50 yd. field goal	23	17
Titans	4	11:39	Bironas 38 yd. field goal	23	20
Colts	4	3:01	Brown 11 yd. run (Vinatieri kick)	30	20
Titans	4	1:54	Walker 19 yd. pass from Fitzpatrick (Bironas kick)	30	27

TEAM STATISTICS

	Colts	Titans
Total Net Yards	366	340
Net Yards Rushing	137	122
Net Yards Passing	229	218
Total First Downs	24	20
Third Down Efficiency	6-13-46%	6-11-55%
Penalties	5-51	4-34
Fumbles (Number and Lost)	0-0	1-1
Touchdowns	3	3
Field Goals (Made and Attempted)	3-3	2-2
Red Zone Efficiency	3-4-75%	2-3-67%
Time of Possession	32:23	27:37

INDIVIDUAL STATISTICS

RUSHING: Ind. – D. Brown 14-80-2, Luck 9-31-1, Richardson 8-22, Havili 1-4. Ten. – Johnson 17-86-2, Fitzpatrick 4-26, Greene 3-10.

PASSING: Ind. – Luck 23-36-232. Ten. – Fitzpatrick 22-28-222, 1 TD.

RECEIVING: Ind. – Fleener 8-107, Hilton 5-44, Richardson 5-31, D. Brown 1-14, Saunders 1-11, Heyward-Bey 1-10, Havili 1-9, Whalen 1-6. Ten. – Walker 10-91-1, Wright 9-80, Washington 2-53, Johnson 1- -2.



Running back Donald Brown recorded his first career multiple-rushing-touchdown game (two) while leading the Colts with 80 yards in a Week 11 victory against Tennessee.

ADMINISTRATION

COACHING STAFF

FOOTBALL OPERATIONS

BUSINESS OPERATIONS

PLAYERS

2013 SEASON IN REVIEW

COLTS HISTORY

RECORDS

COLTS IN THE COMMUNITY



Game 11

November 24, 2013

University of Phoenix Stadium, Glendale, AZ



Indianapolis surrendered 27 first half points and could not mount a comeback as the Colts fell to the Arizona Cardinals by a 40-11 margin. Cardinals wide receiver Larry Fitzgerald caught two first half touchdowns and Karlos Dansby contributed with an interception return for a score as Arizona jumped out to a 27-3 advantage at halftime. Indianapolis' lone touchdown came in the fourth quarter when quarterback Andrew Luck found tight end Cody Fleener for a 17-yard score. Wide receiver Darius Heyward-Bey added the two-point conversion. Luck completed 20-of-39 passes for 163 yards, one touchdown and one interception. He also posted a career-long 28-yard rush in the fourth quarter. Wide receiver T.Y. Hilton led the team with five catches while Fleener tallied a team-leading 55 receiving yards. Defensively, Ricky Jean Francois totaled his first career multiple-sack game (2.0), while outside linebacker Robert Mathis set a new NFL record for career sack-forced fumbles after bringing down Cardinals quarterback Carson Palmer in the second quarter. Arizona generated 410 net yards to Indianapolis' 239, led by Palmer who completed 26-of-37 passes for 314 yards and two touchdowns.

SCORING SUMMARY

	1	2	3	4	OT	Total
COLTS	3	0	0	8	0	11
CARDINALS	7	20	7	6	0	40

SCORING DRIVES

Team	Qtr	Time	Scoring Play	IND	ARZ
Cardinals	1	10:02	Fitzgerald 4 yd. pass from Palmer (Feely kick)	0	7
Colts	1	1:15	Vinatieri 27 yd. field goal	3	7
Cardinals	2	13:29	Fitzgerald 26 yd. pass from Palmer	3	14
Cardinals	2	8:15	Fitzgerald 48 yd. field goal	3	17
Cardinals	2	7:58	Dansby 22 yd. interception return (Feely kick)	3	24
Cardinals	2	0:00	Feely 50 yd. field goal	3	27
Cardinals	3	5:57	Mendenhall 5 yd. run (Feely kick)	3	34
Colts	4	10:26	Fleener 17 yd. pass from Luck (Luck-Heyward-Bey two-point pass)	11	34
Cardinals	4	7:20	Feely 21 yd. field goal	11	37
Cardinals	4	2:17	Feely 25 yd. field goal	11	40

TEAM STATISTICS

	Colts	Cardinals
Total Net Yards	239	410
Net Yards Rushing	80	120
Net Yards Passing	159	290
Total First Downs	15	27
Third Down Efficiency	5-13-38%	7-14-50%
Penalties	6-89	9-84
Fumbles (Number and Lost)	0-0	1-0
Touchdowns	1	4
Field Goals (Made and Attempted)	1-2	2-5
Red Zone Efficiency	0-1-0%	2-3-67%
Time of Possession	23:11	36:49

INDIVIDUAL STATISTICS

RUSHING: Ind. – Herron 4-33, Luck 2-31, Richardson 7-15, D. Brown 2-1. Arz. – Mendenhall 13-54-1, Ellington 10-50, Taylor 5-10, Fitzgerald 1-4, Peterson 1-2.

PASSING: Ind. – Luck 20-39-163, 1 TD, 1 INT. Arz. – Palmer 26-37-314, 2 TD, Fitzgerald 0-1-0.

RECEIVING: Ind. – Hilton 5-38, Fleener 4-55-1, Brazill 3-35, Heyward-Bey 3-22, Richardson 2-11, Cunningham 1-4, Satele 1-0, D. Brown 1-2, Arz. – Floyd 7-104, Fitzgerald 5-52-2, Housler 4-51, Roberts 3-43, Ellington 2-21, Mendenhall 1-24, Brown 1-16, Smith 1-6, Taylor 1-1, Peterson 1-4.



Against Arizona, defensive tackle Ricky Jean Francois totaled his first career multiple-sack game (2.0), which included his first full sack as a member of the Colts.

Game 12

December 1, 2013

Lucas Oil Stadium, Indianapolis, IN



The Indianapolis Colts improved to 8-4 following a 22-14 victory against the Tennessee Titans at Lucas Oil Stadium. The Colts relied heavily on the foot of kicker Adam Vinatieri who converted all five field goal attempts of 47, 48, 45, 37 and 49 yards. Vinatieri tied his career-high and a franchise record with five field goals made in a single game while tying Jason Elam's NFL record with his 16th 100-point season. Indianapolis jumped out to a 6-0 first quarter lead prior to a one-yard touchdown run from Titans quarterback Ryan Fitzpatrick. Vinatieri notched his third kick of the game from 45 yards and following a Tennessee personal foul penalty, split the uprights from 37 yards as time expired in the second quarter to give the Colts a 12-7 halftime lead. The Titans regained the lead on their first offensive drive of the second half when Fitzpatrick found running back Chris Johnson for a one-yard touchdown. Vinatieri's fifth kick from 49 yards gave Indianapolis a 15-14 lead entering the fourth quarter. Each team had the ball for three possessions in the final stanza, but it was the Colts that capitalized on their second drive. Indianapolis moved the ball 97 yards in 11 plays, which included 78 rushing yards. Running back Donald Brown sealed the victory with a four-yard touchdown rush with 1:56 remaining in the game.

SCORING SUMMARY

	1	2	3	4	OT	Total
TITANS	0	7	7	0	0	14
COLTS	6	6	3	7	0	22

SCORING DRIVES

Team	Qtr	Time	Scoring Play	TEN	IND
Colts	1	6:09	Vinatieri 47 yd. field goal	0	3
Colts	1	2:33	Vinatieri 48 yd. field goal	0	6
Titans	2	13:13	Fitzpatrick 1 yd. run (Bironas kick)	7	6
Colts	2	10:26	Vinatieri 45 yd. field goal	7	9
Colts	2	0:00	Vinatieri 37 yd. field goal	7	12
Titans	3	7:29	Johnson 1 yd. pass from Fitzpatrick	14	12
Colts	3	2:33	Vinatieri 49 yd. field goal	14	15
Colts	4	1:56	Brown 4 yd. run (Vinatieri kick)	14	22

TEAM STATISTICS

	Titans	Colts
Total Net Yards	347	264
Net Yards Rushing	162	104
Net Yards Passing	185	160
Total First Downs	24	18
Third Down Efficiency	6-15-40%	3-14-21%
Penalties	6-74	7-50
Fumbles (Number and Lost)	1-1	3-0
Touchdowns	2	1
Field Goals (Made and Attempted)	0-0	5-5
Red Zone Efficiency	2-2-100%	1-2-50%
Time of Possession	33:55	26:05

INDIVIDUAL STATISTICS

RUSHING: Ind. – D. Brown 14-54-1, Luck 5-42, Richardson 5-19, Heyward-Bey 1-11. Ten. – Johnson 18-69, Fitzpatrick 8-54-1, Greene 10-39.

PASSING: Ind. – Luck 17-32-200, 1 INT. Ten. – Fitzpatrick 21-37-201, 1 TD, 3 INT.

RECEIVING: Ind. – Hilton 5-46, Fleener 3-50, Brazill 3-42, Havili 3-29, D. Brown 2-10, Heyward-Bey 1-23. Ten. – Wright 6-77, Johnson 6-32-1, Washington 5-81, Hunter 1-9, Walker 1-5, Greene 1-1, Mooney 1-4.



Kicker Adam Vinatieri tied his career-high and the single-game franchise record with five field goals in a win against Tennessee. He also tied the NFL record for the most 100-point seasons in a career (16).

ADMINISTRATION

COACHING STAFF

FOOTBALL OPERATIONS

BUSINESS OPERATIONS

PLAYERS

2013 SEASON IN REVIEW

COLTS HISTORY

RECORDS

COLTS IN THE COMMUNITY



Game 13

December 8, 2013

Paul Brown Stadium, Cincinnati, OH



Indianapolis fell to 8-5 on the season following a Week 14 loss against the Cincinnati Bengals, 42-28, at Paul Brown Stadium. After falling behind 21-0 in the third quarter, the Colts responded with touchdown receptions from wide receivers DaRick Rogers and LaVon Brazill to make it a one-possession game. Cincinnati countered with two consecutive scoring passes from quarterback Andy Dalton as part of his 275-yard, three-touchdown performance. Rogers and Brazill each added touchdown receptions again for Indianapolis in the fourth quarter, but the Colts could not make up the 21-point second half difference. With a Tennessee Titans loss at Denver, Indianapolis still clinched its first AFC South Division Championship since 2010. Colts quarterback Andrew Luck completed 29-of-46 passes for 326 yards and tied a career-high with four touchdown passes. Rogers led the team in receiving with 107 yards and two scores and along with teammate LaVon Brazill, became the sixth Colts pair in franchise history to record two receiving touchdowns apiece in a single game and the first since 2004. Rogers also became the first Indianapolis undrafted player to record 100-plus yards and two touchdowns in a single game.

SCORING SUMMARY

	1	2	3	4	OT	Total
COLTS	0	0	14	14	0	28
BENGALS	7	7	14	14	0	42

SCORING DRIVES

Team	Qtr	Time	Scoring Play	IND	CIN
Bengals	1	8:03	Jones 29 yd. pass from Dalton (Nugent kick)	0	7
Bengals	2	1:06	Green-Ellis 1 yd. run (Nugent kick)	0	14
Bengals	3	10:41	Green-Ellis 1 yd. run (Nugent kick)	0	21
Colts	3	9:57	Rogers 69-yd. pass from Luck (Vinatieri kick)	14	21
Colts	3	6:20	Brazill 19 yd. pass from Luck (Vinatieri kick)	14	21
Bengals	3	3:05	Gresham 1 yd. pass from Dalton (Nugent kick)	14	28
Bengals	4	13:25	Green 9 yd. pass from Dalton (Nugent kick)	14	35
Colts	4	9:48	Brazill 29 yd. pass from Luck (Vinatieri kick)	21	35
Bengals	4	4:03	Dalton 8 yd. run (Nugent kick)	21	42
Colts	4	1:20	Rogers 2 yd. pass from Luck (Vinatieri kick)	28	42

TEAM STATISTICS

	Colts	Bengals
Total Net Yards	389	430
Net Yards Rushing	63	155
Net Yards Passing	326	275
Total First Downs	21	28
Third Down Efficiency	2-10-20%	6-12-50%
Penalties	6-47	7-60
Fumbles (Number and Lost)	1-0	0-0
Touchdowns	4	6
Field Goals (Made and Attempted)	0-1	0-0
Red Zone Efficiency	2-2-100%	5-5-100%
Time of Possession	22:15	37:45

INDIVIDUAL STATISTICS

RUSHING: Ind. — Luck 2-32, Richardson 6-20, D. Brown 4-11, Cin. — Bernard 12-99, Green-Ellis 17-48-2, Dalton 5-11-1, Jones 1-3.

PASSING: Ind. — Luck 29-46-326, 4 TD. Cin. — Dalton 24-35-275, 3 TD.

RECEIVING: Ind. — Rogers 6-107-2, Richardson 5-68, Fleener 5-31, D. Brown 4-18, Brazill 3-53-2, Heyward-Bey 2-23, Hilton 2-7, Saunders 1-11, Doyle 1-8, Cin. — Green 6-72-1, Gresham 5-41-1, Bernard 4-49, Jones 3-60-1, Eifert 3-20, Sanu 2-26, Hawkins 1-7.



In his second career NFL contest, wide receiver DaRick Rogers led the Colts with six catches for 107 yards and two touchdowns. He became the first Colts undrafted player to record 100-plus yards and two receiving touchdowns in a single game.

Game 14

December 15, 2013

Lucas Oil Stadium, Indianapolis, IN



Indianapolis defeated the Houston Texans, 25-3, and tied a season-best in points allowed (Week 4 at Jacksonville). The Colts scored 20 first half points, which included a 14-yard touchdown reception from wide receiver Griff Whalen on the team's first drive of the game. It was Indianapolis' first touchdown on an opening possession dating back to a Week 3 contest at San Francisco. Running back Trent Richardson also contributed with a nine-yard touchdown reception in the second quarter en route to 102 scrimmage yards against the Texans. Defensively, outside linebacker Robert Mathis logged a strip-sack when he brought down Houston quarterback Case Keenum in the third quarter. The play resulted in a Colts safety and a 25-3 advantage. On the sack, Mathis became the all-time sack leader in franchise history in addition to setting a new single-season record for sacks. The Colts limited the Texans to 239 net yards, which was the second-best total in 2013 (205 yards allowed in Week 4 at Jacksonville).

SCORING SUMMARY

	1	2	3	4	OT	Total
TEXANS	3	0	0	0	0	3
COLTS	7	13	5	0	0	25

SCORING DRIVES

Team	Qtr	Time	Scoring Play	HOU	IND
Colts	1	9:31	Whalen 14 yd. pass from Luck (Vinatieri kick)	0	7
Texans	1	1:46	Bullock 49 yd. field goal	3	7
Colts	2	12:00	Vinatieri 37 yd. field goal	3	10
Colts	2	7:03	Richardson 9 yd. pass from Luck (Vinatieri kick)	3	17
Colts	2	1:44	Vinatieri 43 yd. field goal	3	20
Colts	3	12:27	Vinatieri 40 yd. field goal	3	23
Colts	3	1:53	Brown tackled in end zone by Redding for safety	3	25

TEAM STATISTICS

	Texans	Colts
Total Net Yards	239	331
Net Yards Rushing	107	152
Net Yards Passing	132	179
Total First Downs	12	19
Third Down Efficiency	5-15-33%	5-15-33%
Penalties	14-114	4-36
Fumbles (Number and Lost)	3-0	1-0
Touchdowns	0	2
Field Goals (Made and Attempted)	1-1	3-3
Red Zone Efficiency	0-0-0%	2-3-67%
Time of Possession	26:49	33:11

INDIVIDUAL STATISTICS

RUSHING: Ind. — Richardson 19-64, D. Brown 5-38, Luck 5-29, Choice 5-18, Lynch 1-3, Rogers 1-0. Hou. — Tate 16-72, Karim 4-21, Johnson 4-12, Keenum 1-2.

PASSING: Ind. — Luck 19-32-180, 2 TD, 1 INT. Hou. — Keenum 18-34-168, 2 INT.

RECEIVING: Ind. — Hilton 8-78, Whalen 4-45-1, Richardson 4-38-1, Rogers 2-23, Doyle 1-4. Hou. — Griffin 6-62, Johnson 4-18, Hopkins 3-52, Tate 3-20, Martin 1-13, Johnson 1-3.



In a victory against Houston, outside linebacker Robert Mathis compiled four tackles, 1.0 sack and one forced fumble, which resulted in a safety. With his sack, Mathis set a new franchise record for career sacks and established a new club record for sacks in a single season.



Game 15

December 22, 2013

Arrowhead Stadium, Kansas City, MO



The Colts posted their second straight 10-win season following a 23-7 victory against the Kansas City Chiefs at Arrowhead Stadium. The Chiefs found the scoreboard first with a Jamaal Charles 31-yard touchdown run on their opening offensive drive. Indianapolis' defense would not allow another point as the group finished with four takeaways and 4.0 sacks while holding Kansas City to 132 net passing yards. The Colts scored both of their touchdowns following turnovers. Running back Donald Brown found the end zone on both occasions with a 33-yard touchdown reception in the second quarter and a 51-yard scoring rush in the third quarter. Kicker Adam Vinatieri finished with 11 points (three field goals, two extra points) while quarterback Andrew Luck threw for 241 yards, 80 of which went to wide receiver Griff Whalen who led the team with a new career-high. Defensively, inside linebacker Jerrell Freeman finished with 1.0 sack, one interception, one forced fumble, one fumble recovery and two passes defended in the victory.

SCORING SUMMARY

	1	2	3	4	OT	Total
COLTS	0	13	10	0	0	23
CHIEFS	7	0	0	0	0	7

SCORING DRIVES

Team	Qtr	Time	Scoring Play	IND	KC
Chiefs	1	11:05	Charles 31 yd. run (Succop kick)	0	7
Colts	2	11:40	Vinatieri 46 yd. field goal	3	7
Colts	2	9:23	Brown 33 yd. pass from Luck (Vinatieri kick)	10	7
Colts	2	1:54	Vinatieri 45 yd. field goal	13	7
Colts	3	12:55	Brown 51 yd. run (Vinatieri kick)	20	7
Colts	3	2:47	Vinatieri 30 yd. field goal	23	7

TEAM STATISTICS

	Colts	Chiefs
Total Net Yards	367	287
Net Yards Rushing	135	155
Net Yards Passing	232	132
Total First Downs	19	18
Third Down Efficiency	7-18-39%	1-8-13%
Penalties	3-31	7-65
Fumbles (Number and Lost)	1-0	5-2
Touchdowns	2	1
Field Goals (Made and Attempted)	3-4	0-1
Red Zone Efficiency	0-2-0%	0-1-0%
Time of Possession	38:20	21:40

INDIVIDUAL STATISTICS

RUSHING: Ind. – D. Brown 10-79-1, Richardson 16-43, Choice 1-8, Luck 6-5, Havili 1-0. K.C. – Charles 13-106-1, Smith 6-47, Davis 1-2.

PASSING: Ind. – Luck 26-37-241, 1 TD. K.C. – Smith 16-28-153, 1 INT.

RECEIVING: Ind. – Whalen 7-80, Hilton 5-52, Rogers 4-42, Richardson 3-15, D. Brown 2-31-1, Fleener 2-8, Saunders 1-6, Doyle 1-6, Havili 1-1. K.C. – Bowe 5-46, Charles 5-38, Avery 3-32, Fasano 1-19, McCluster 1-11, Gray 1-7.



Inside linebacker Jerrell Freeman registered seven tackles, 1.0 sack, one interception, one forced fumble, one fumble recovery and two passes defended in a Week 16 win at Kansas City.

Game 16

December 29, 2013

Lucas Oil Stadium, Indianapolis, IN



In the 2013 regular season finale, the Indianapolis Colts defeated Jacksonville, 30-10. With the win, the Colts recorded an 11-5 record for the second straight season while finishing the year 6-0 against AFC South foes for the first time since 2009. The Colts capitalized on a Jacksonville turnover, marching 37 yards in eight plays ending in a Donald Brown touchdown run. On the ensuing offensive possession, the Colts drove 54 yards in seven plays and took a 14-0 lead on a Trent Richardson touchdown run. For the game, quarterback Andrew Luck completed 26-of-37 passes for 282 yards and a touchdown in the victory. Wide Receiver T.Y. Hilton set career highs in receptions (11) and yards (155). Defensively, outside linebacker Robert Mathis notched 2.0 sacks, bringing his season total to a career-best 19.5, which led the league. Safety Antoine Bethea contributed with an interception that led to an Adam Vinatieri 26-yard field goal and a 20-3 halftime lead for the Colts. Vinatieri's three field goals helped him become the seventh player in NFL history to reach the 2,000-point mark.

SCORING SUMMARY

	1	2	3	4	OT	Total
JAGUARS	0	3	0	7	0	10
COLTS	17	3	7	3	0	30

SCORING DRIVES

Team	Qtr	Time	Scoring Play	JAX	IND
Colts	1	10:45	Brown 1 yd. run (Vinatieri kick)	0	7
Colts	1	7:30	Richardson 2 yd. run (Vinatieri kick)	0	14
Colts	1	1:22	Vinatieri 23 yd. field goal	0	17
Jaguars	2	11:55	Scobee 37 yd. field goal	3	17
Colts	2	0:00	Vinatieri 26 yd. field goal	3	20
Colts	2	10:39	Whalen 7 yd. pass from Luck (Vinatieri kick)	3	27
Colts	4	8:00	Vinatieri 39 yd. field goal	3	30
Jaguars	4	0:16	Taylor 14 yd. pass Henne (Scobee kick)	10	30

TEAM STATISTICS

	Jaguars	Colts
Total Net Yards	350	379
Net Yards Rushing	42	80
Net Yards Passing	308	299
Total First Downs	19	23
Third Down Efficiency	3-14-21%	8-16-50%
Penalties	5-50	2-10
Fumbles (Number and Lost)	1-1	2-0
Touchdowns	1	3
Field Goals (Made and Attempted)	1-1	3-3
Red Zone Efficiency	1-2-50%	3-5-60%
Time of Possession	26:20	33:40

INDIVIDUAL STATISTICS

RUSHING: Ind. – D. Brown 12-31-1, Richardson 8-25-1, Choice 5-18, Luck 2-7, Hasselbeck 1- -1. Jax. – Jones-Drew 13-39, Todman 2-3, Henne 1-0.

PASSING: Ind. – Luck 26-37-282, 1 TD, Hasselbeck 3-4-25. Jax. – Henne 30-51-331, 1 TD, 1 INT.

RECEIVING: Ind. – Hilton 11-155, Whalen 4-32-1, D. Brown 3-4, Rogers 2-20, Havili 2-18, Richardson 2-17, Fleener 1-25, Saunders 1-18, Brazill 1-11, Choice 1-5, Doyle 1-2. Jax. – Taylor 8-75-1, Sanders 6-50, Jones-Drew 5-51, Lewis 3-70, Brown 3-43, Harbor 2-11, Thomas 1-18, Todman 1-12, Noble 1-1.



Wide receiver T.Y. Hilton set career highs with 11 receptions and 155 receiving yards in the regular season finale win against Jacksonville. He reached the 1,000-yard plateau for the first time in his career.

ADMINISTRATION

COACHING STAFF

FOOTBALL OPERATIONS

BUSINESS OPERATIONS

PLAYERS

2013 SEASON IN REVIEW

COLTS HISTORY

RECORDS

COLTS IN THE COMMUNITY



AFC Wild Card Playoff

January 4, 2014

Lucas Oil Stadium, Indianapolis, IN



45-44

After falling behind by 28 points in the second half of play, the Colts recorded the second-largest comeback in NFL postseason history, completing a 45-44 victory against Kansas City in a Wild Card meeting. The two teams combined for 1,049 net yards, which set a new NFL postseason mark while the 536 net yards from the Colts set a franchise postseason record. Quarterback Andrew Luck threw for 443 yards and four touchdowns in the win. Down 28 points, Luck rallied Indianapolis to three touchdowns in a nine-minute span in the third quarter to bring the team within 10 points of the Chiefs lead. Luck then recovered a fumble for a five-yard touchdown run prior to finding wide receiver T.Y. Hilton for the 64-yard game-winning touchdown with 4:21 remaining in the fourth quarter. Luck's passing and touchdown total both rank as the second-highest marks in franchise postseason history. Wide receiver T.Y. Hilton tallied a career-day with 13 catches for 224 yards and two touchdowns. His 13 catches tied the second-most in an NFL postseason game and his 224 yards ranked as the third-most in league postseason annals. Running back Donald Brown contributed with a rushing and receiving touchdown and became the first Colts player with a rushing and receiving score in a playoff game in the Super Bowl era. Defensively, Robert Mathis contributed with a sack-forced fumble to go along with three tackles.

SCORING SUMMARY

	1	2	3	4	OT	Total
CHIEFS	10	21	10	3	0	44
COLTS	7	3	21	14	0	45

Team	Qtr	Time	SCORING DRIVES	
			Scoring Play	IND KC
Chiefs	1	8:11	Bowe 6 yd. pass from Smith (Succop kick)	0 7
Colts	1	4:34	Hilton 10 yd. pass from Luck (Vinatieri kick)	7 7
Chiefs	1	0:53	Succop 19 yd. field goal	7 10
Chiefs	2	14:39	Avery 79 yd. pass from Smith (Succop kick)	7 17
Chiefs	2	13:05	Sherman 5 yd. pass from Smith (Succop kick)	7 24
Colts	2	9:14	Vinatieri 37 yd. field goal	10 24
Chiefs	2	1:51	Davis 4 yd. run (Succop kick)	10 31
Chiefs	3	13:39	Davis 10 yd. pass from Smith (Succop kick)	10 38
Colts	3	11:47	Brown 10 yd. run (Vinatieri kick)	17 38
Colts	3	7:32	Brown 3 yd. pass from Luck (Vinatieri kick)	24 38
Chiefs	3	4:12	Succop 42 yd. field goal	24 41
Colts	3	2:31	Fleener 12 yd. pass from Luck (Vinatieri kick)	31 41
Colts	4	10:38	Luck 5 yd. fumble recovery (Vinatieri kick)	38 41
Chiefs	4	5:36	Succop 43 yd. field goal	38 44
Colts	4	4:21	Hilton 64 yd. pass from Luck (Vinatieri kick)	45 44

TEAM STATISTICS

	Chiefs	Colts
Total Net Yards	513	536
Net Yards Rushing	150	100
Net Yards Passing	363	436
Total First Downs	30	28
Third Down Efficiency	9-16-56%	4-8-50%
Penalties	2-15	4-19
Fumbles (Number and Lost)	1-1	2-1
Touchdowns	5	6
Field Goals (Made and Attempted)	3-3	1-1
Red Zone Efficiency	4-5-80%	5-6-83%
Time of Possession	37:33	22:27

INDIVIDUAL STATISTICS

RUSHING: Ind. — D. Brown 11-55-1, Luck 7-45, Richardson 1-0. K.C. — Davis 18-67-1, Smith 8-57, Charles 3-18, Gray 2-5, McCluster 1-3.

PASSING: Ind. — Luck 29-45-443, 4 TD, 3 INT. K.C. — Smith 30-46-378, 4 TD.

RECEIVING: Ind. — Hilton 13-224-2, Fleener 5-46-1, Brazill 4-54, D. Brown 4-47-1, Whalen 2-26, Rogers 1-46. K.C. — Bowe 8-150-1, McCluster 7-52, Davis 7-33-1, Hemingway 2-30, Fasano 2-6, Sherman 2-1-1, Avery 1-79-1, Jenkins 1-27.

AFC Divisional Playoff

January 11, 2014

Gillette Stadium, Foxborough, MA



22-43

Indianapolis' 2013 season came to a close after the Colts fell to the New England Patriots in an AFC Divisional Playoff meeting, 43-22. The Patriots jumped out to an early 14-0 lead after LeGarrette Blount found the end zone on back-to-back drives. Blount led both teams in rushing with 166 yards and four touchdowns. The Colts found the scoreboard in the first quarter when wide receiver LaVon Brazill hauled in his first of two touchdowns from quarterback Andrew Luck. Following Blount's third score of the game in the second quarter, Indianapolis tallied eight unanswered points on two Adam Vinatieri field goals and a safety. The 21-15 deficit was as close as the Colts would get as Patriots running back Stevan Ridley tallied two rushing touchdowns and Blount added his fourth score of the contest in the second half en route to a 21-point victory. Luck completed 20-of-41 passes for 331 yards, two touchdowns and four interceptions for a 53.0 passer rating. Wide receiver T.Y. Hilton led the team in receiving with four catches for 103 yards, his second consecutive 100-plus-yard performance in the playoffs. Brazil finished with two receptions for 73 yards and two touchdowns.

SCORING SUMMARY

	1	2	3	4	OT	Total
COLTS	7	5	10	0	0	22
PATRIOTS	14	7	8	14	0	43

SCORING DRIVES

Team	Qtr	Time	Scoring Play	
			IND	NE
Patriots	1	13:41	Blount 2 yd. run (Gostkowski kick)	0 7
Patriots	1	7:17	Blount 2 yd. run (Gostkowski kick)	0 14
Colts	1	4:35	Brazill 38 yd. pass from Luck (Vinatieri kick)	7 14
Patriots	2	10:54	Blount 2 yd. run (Gostkowski kick)	7 21
Colts	2	5:35	Vinatieri 36 yd. field goal	10 21
Colts	2	2:18	Allen fumble in end zone for safety	12 21
Colts	3	10:03	Vinatieri 21 yd. field goal	15 21
Patriots	3	6:18	Ridley 3 yd. run (Ridley two-point run)	15 29
Colts	3	5:01	Brazill 35 yd. pass from Luck (Vinatieri kick)	22 29
Patriots	4	12:55	Blount 73 yd. run (Gostkowski kick)	22 36
Patriots	4	11:12	Ridley 1 yd. run (Gostkowski kick)	22 43

TEAM STATISTICS

	Colts	Patriots
Total Net Yards	386	419
Net Yards Rushing	69	234
Net Yards Passing	317	185
Total First Downs	16	23
Third Down Efficiency	6-15-40%	11-18-61%
Penalties	4-32	4-35
Fumbles (Number and Lost)	0-0	3-0
Touchdowns	2	6
Field Goals (Made and Attempted)	2-2	0-0
Red Zone Efficiency	0-2-0%	5-6-83%
Time of Possession	25:00	35:00

INDIVIDUAL STATISTICS

RUSHING: Ind. — D. Brown 17-63, Luck 1-5, Richardson 1-3. N.E. — Blount 24-166-4, Ridley 14-52-2, Vereen 5-17, Allen 1-0, Develin 1-0, Brady 1-1.

PASSING: Ind. — Luck 20-41-331, 2 TD, 4 INT. N.E. — Brady 13-25-198.

RECEIVING: Ind. — Fleener 6-74, Whalen 5-67, Hilton 4-103, Brazill 2-73-2, Doyle 1-7, Havili 1-4, D. Brown 1-3. N.E. — Edelman 6-84, Amendola 3-77, Vereen 2-16, Collie 1-15, Hoomanawanui 1-6.



Wide receiver T.Y. Hilton finished with four receptions for 103 yards. It was his second consecutive postseason contest with 100-plus receiving yards.



INDIANAPOLIS COLTS

GAME-BY-GAME STARTERS

(REGULAR SEASON)

OFFENSE

	WR	LT	LG	C	RG	RT	TE	WR	QB	FB	RB
9/8 OAKLAND	R. Wayne	A. Castonzo	D. Thomas	S. Satele	M. McGlynn	G. Cherilus	D. Allen	D. Heyward-Bey	A. Luck	S. Havili	V. Ballard
9/15 MIAMI	R. Wayne	A. Castonzo	D. Thomas	S. Satele	M. McGlynn	G. Cherilus	C. Fleener	D. Heyward-Bey	A. Luck	D. Jones (TE)	A. Bradshaw
9/22 @ San Francisco	R. Wayne	A. Castonzo	H. Thornton	M. McGlynn	J. Linkenbach	G. Cherilus	J. Reitz (G)	D. Heyward-Bey	A. Luck	S. Havili	A. Bradshaw
9/29 @ Jacksonville	R. Wayne	A. Castonzo	H. Thornton	M. McGlynn	J. Linkenbach	G. Cherilus	T. Hilton (WR)	D. Heyward-Bey	A. Luck	S. Havili	T. Richardson
10/6 SEATTLE	R. Wayne	A. Castonzo	H. Thornton	S. Satele	M. McGlynn	G. Cherilus	C. Fleener	D. Heyward-Bey	A. Luck	D. Jones	T. Richardson
10/14 @ San Diego	R. Wayne	A. Castonzo	H. Thornton	S. Satele	M. McGlynn	G. Cherilus	C. Fleener	D. Heyward-Bey	A. Luck	S. Havili	T. Richardson
10/20 DENVER	R. Wayne	A. Castonzo	H. Thornton	S. Satele	M. McGlynn	G. Cherilus	C. Fleener	D. Heyward-Bey	A. Luck	T. Hilton (WR)	T. Richardson
11/3 @ Houston	J. Doyle (TE)	A. Castonzo	H. Thornton	S. Satele	M. McGlynn	G. Cherilus	C. Fleener	D. Heyward-Bey	A. Luck	S. Havili	T. Richardson
11/10 ST. LOUIS	T. Hilton	A. Castonzo	H. Thornton	S. Satele	M. McGlynn	G. Cherilus	C. Fleener	D. Heyward-Bey	A. Luck	J. Doyle (TE)	T. Richardson
11/14 @ Tennessee	T. Hilton	A. Castonzo	H. Thornton	S. Satele	M. McGlynn	G. Cherilus	J. Linkenbach (I)	D. Heyward-Bey	A. Luck	S. Havili	T. Richardson
11/24 @ Arizona	T. Hilton	A. Castonzo	H. Thornton	S. Satele	M. McGlynn	G. Cherilus	C. Fleener	W. Saunders (TE)	A. Luck	J. Doyle (TE)	T. Richardson
12/1 TENNESSEE	T. Hilton	A. Castonzo	H. Thornton	S. Satele	J. Linkenbach	G. Cherilus	C. Fleener	D. Heyward-Bey	A. Luck	S. Havili	D. Brown
12/8 @ Cincinnati	T. Hilton	A. Castonzo	J. Reitz	S. Satele	M. McGlynn	G. Cherilus	C. Fleener	J. Doyle (TE)	A. Luck	S. Havili	D. Brown
12/15 HOUSTON	T. Hilton	A. Castonzo	H. Thornton	M. McGlynn	J. Reitz	G. Cherilus	C. Fleener	D. Rogers	A. Luck	G. Whalen (WR)	D. Brown
12/22 @ Kansas City	T. Hilton	A. Castonzo	X. Nixon	S. Satele	M. McGlynn	G. Cherilus	C. Fleener	D. Rogers	A. Luck	G. Whalen (WR)	D. Brown
12/29 JACKSONVILLE	T. Hilton	A. Castonzo	H. Thornton	S. Satele	J. Linkenbach	G. Cherilus	C. Fleener	D. Rogers	A. Luck	G. Whalen (WR)	D. Brown

DEFENSE

	DE	NT	DT	SLB	MIKE	WILL	RUSH	LCB	RCB	SS	FS
9/8 OAKLAND	C. Redding	A. Franklin	R. Jean Francois	E. Walden	K. Sheppard	J. Freeman	R. Mathis	G. Toler	V. Davis	A. Betha	L. Landry
9/15 MIAMI	C. Redding	A. Franklin	R. Jean Francois	E. Walden	P. Angerer	J. Freeman	R. Mathis	G. Toler	V. Davis	A. Betha	L. Landry
9/22 @ San Francisco	C. Redding	A. Franklin	R. Jean Francois	E. Walden	K. Sheppard	J. Freeman	R. Mathis	G. Toler	V. Davis	A. Betha	D. Howell
9/29 @ Jacksonville	C. Redding	A. Franklin	F. Moala	E. Walden	P. Angerer	J. Freeman	R. Mathis	G. Toler	V. Davis	A. Betha	D. Howell
10/6 SEATTLE	C. Redding	A. Franklin	R. Jean Francois	E. Walden	P. Angerer	J. Freeman	R. Mathis	G. Toler	V. Davis	A. Betha	D. Butler (CB)
10/14 @ San Diego	C. Redding	A. Franklin	R. Jean Francois	E. Walden	P. Angerer	J. Freeman	R. Mathis	G. Toler	V. Davis	A. Betha	D. Howell
10/20 DENVER	C. Redding	D. Butler (CB)	R. Jean Francois	E. Walden	P. Angerer	J. Freeman	R. Mathis	G. Toler	V. Davis	A. Betha	L. Landry
11/3 @ Houston	C. Redding	A. Franklin	R. Jean Francois	E. Walden	P. Angerer	J. Freeman	R. Mathis	C. Vaughn	V. Davis	A. Betha	L. Landry
11/10 ST. LOUIS	C. Redding	A. Franklin	R. Jean Francois	E. Walden	P. Angerer	J. Freeman	R. Mathis	C. Vaughn	V. Davis	A. Betha	L. Landry
11/14 @ Tennessee	C. Redding	A. Franklin	R. Jean Francois	E. Walden	P. Angerer	J. Freeman	R. Mathis	C. Vaughn	V. Davis	A. Betha	L. Landry
11/24 @ Arizona	C. Redding	A. Franklin	R. Jean Francois	B. Werner	P. Angerer	J. Freeman	R. Mathis	C. Vaughn	V. Davis	A. Betha	L. Landry
12/1 TENNESSEE	C. Redding	A. Franklin	R. Jean Francois	E. Walden	K. Sheppard	J. Freeman	R. Mathis	D. Butler	V. Davis	A. Betha	L. Landry
12/8 @ Cincinnati	C. Redding	A. Franklin	F. Moala	E. Walden	K. Sheppard	J. Freeman	R. Mathis	D. Butler	V. Davis	A. Betha	L. Landry
12/15 HOUSTON	C. Redding	A. Franklin	F. Moala	E. Walden	K. Sheppard	J. Freeman	R. Mathis	D. Butler	V. Davis	A. Betha	L. Landry
12/22 @ Kansas City	C. Redding	A. Franklin	F. Moala	E. Walden	K. Sheppard	J. Freeman	R. Mathis	D. Butler	V. Davis	A. Betha	L. Landry
12/29 JACKSONVILLE	R. Mathews	A. Franklin	F. Moala	E. Walden	K. Sheppard	J. Freeman	R. Mathis	D. Butler	V. Davis	A. Betha	L. Landry

INDIANAPOLIS COLTS

GAME-BY-GAME STARTERS

(POSTSEASON)

OFFENSE

	WR	LT	LG	C	RG	RT	TE	WR	QB	FB	RB
1/4 KANSAS CITY	T. Hilton	A. Castonzo	H. Thornton	S. Satele	M. McGlynn	G. Cherilus	C. Fleener	L. Brazill	A. Luck	G. Whalen (WR)	D. Brown
1/11 @ New England	T. Hilton	A. Castonzo	H. Thornton	S. Satele	M. McGlynn	G. Cherilus	C. Fleener	L. Brazill	A. Luck	J. Doyle (TE)	D. Brown

DEFENSE

	DE	NT	DT	SLB	MIKE	WILL	RUSH	LCB	RCB	SS	FS
1/4 KANSAS CITY	C. Redding	A. Franklin	R. Jean Francois	E. Walden	K. Sheppard	J. Freeman	R. Mathis	G. Toler	V. Davis	A. Betha	L. Landry
1/11 @ New England	C. Redding	A. Franklin	R. Jean Francois	E. Walden	K. Sheppard	K. Conner	R. Mathis	D. Butler	J. Chapman (DT)	A. Betha	L. Landry



INDIANAPOLIS COLTS TEAM STATS (REGULAR SEASON)

COLTS

	FIRST DOWNS			TOTAL OFF.		RUSHING		PASSING		INT BY IND		PUNTS		PUNT RETURNS		KO RETURNS		PEN.		FUM.		SCORING		T.O.P.										
	T	R	Pa	Yds	Plays	Yds	Att	Yds	Sk/Yd	Att/Comp	Int	Yds	No	Yds	No	Yds	No	Yds	No	No/Lt	TD	Yds	TD	Yds	FG									
9/8 OAKLAND	18	7	2	147	4-31	4-31	2	28	0	0	0	0	0	0	0	0	0	0	0	0/0	1	2	1	0	3-3	0-0	27:13							
9/15 MIAMI	23	9	14	326	137-26	137	26	315	3-6	43-25	1	0	0	0	0	0	0	0	0	0	0	0	0	0	0	0	0	30:34						
9/22 @ San Francisco	23	9	5	336	67	184	40	152	1-7	26-17	0	1	0	4-48	0	0	0	0	0	0	0	0	0	0	0	0	36:25							
9/29 @ Jacksonville	26	8	16	2	437	70	157	30	280	2-14	3	48	1	3-46	0	2	45	0	0	0	0	0	0	0	0	0	36:38							
10/6 SEATTLE	20	6	12	317	60	109	29	188	2-21	29	16	0	0	2-46	0	0	0	0	0	0	0	0	0	0	0	0	28:38							
10/14 @ San Diego	12	3	0	267	47	17	193	1-9	30	18	0	0	0	5-40	0	0	0	0	0	0	0	0	0	0	0	0	31:47							
10/20 DENVER	19	5	11	334	71	121	31	213	2-15	38	21	0	0	9-44	3	35	3	0	0	0	0	0	0	0	0	0	33:23							
11/3 @ Houston	17	3	13	314	58	69	14	246	4-26	40	18	0	0	5-44	4	104	0	0	0	0	0	0	0	0	0	0	33:48							
11/10 @ St. Louis	21	0	18	3	314	58	69	14	388	3-33	52	31	4	6-49	3	25	0	0	0	0	0	0	0	0	0	0	29:22							
11/17 @ Tennessee	24	10	12	366	69	137	32	229	1-3	36	23	0	0	3-37	0	4	76	0	0	0	0	0	0	0	0	0	32:23							
11/24 @ Arizona	15	4	9	239	55	80	15	159	1-4	39	20	0	0	5-44	0	0	0	0	0	0	0	0	0	0	0	0	29:22							
12/1 TENNESSEE	18	7	3	264	62	104	25	160	5-40	32	17	1	0	4-45	0	0	0	0	0	0	0	0	0	0	0	0	23:11							
12/8 @ Cincinnati	15	4	2	389	58	63	22	326	0	46	29	0	0	0	0	0	0	0	0	0	0	0	0	0	0	0	22:15							
12/15 HOUSTON	19	6	4	351	79	131	32	267	1-1	42	19	0	0	6-45	0	0	0	0	0	0	0	0	0	0	0	0	38:11							
12/22 @ Jacksonville	19	6	4	351	79	131	32	267	1-1	42	19	0	0	6-45	0	0	0	0	0	0	0	0	0	0	0	0	38:11							
12/29 JACKSONVILLE	23	4	17	2	379	70	80	28	239	1-8	41	23	0	1	5	3	0	0	0	0	0	0	0	0	0	0	35:40							
2013 Totals	318	88	191	39	5468	1023	1,743	409	3,725	32-227	592	350	10	15	186	1	77-464	33	326	25	0	43	1,011	0	66-576	144	40	15	23	2	34-34	4-6	35-40	2841
3rd Down Efficiency	9/8 OAKLAND	9/15 MIAMI	9/22 @ San Francisco	9/29 @ Jacksonville	10/6 SEATTLE	10/14 @ San Diego	10/20 DENVER	11/3 @ Houston	11/10 SEATTLE	11/14 @ San Diego	11/17 @ Tennessee	11/24 @ Arizona	12/1 TENNESSEE	12/8 @ St. Louis	12/15 HOUSTON	12/22 @ Jacksonville	12/29 JACKSONVILLE	12/8 Cincinnati	12/15 HOUSTON	12/22 @ Kansas City	12/29 JACKSONVILLE	12/8 Cincinnati	12/15 HOUSTON	12/22 @ Kansas City	12/29 JACKSONVILLE	2-10-20%	5-15-33%	7-18-39%	8-16-50%					

OPPONENTS

	FIRST DOWNS			TOTAL OFF.		RUSHING		PASSING		INT BY OPP.		PUNTS		PUNT RETURNS		KO RETURNS		PEN.		FUM.		SCORING		T.O.P.										
	T	R	Pa	Yds	Plays	Yds	Att	Yds	Sk/Yd	Att/Comp	Int	Yds	No	Yds	No	Yds	No	Yds	No	No/Lt	TD	Yds	TD	Yds	FG									
9/8 OAKLAND	20	9	10	372	63	171	33	201	1-16	29	19	2	0	2-50	1	5	1	0	0	0	0	0	0	0	0	0	32:47							
9/15 MIAMI	21	7	14	0	308	66	101	27	207	5-22	34	13	0	7-43	0	0	0	0	0	0	0	0	0	0	0	0	25:26							
9/22 @ San Francisco	14	6	8	0	254	53	115	23	139	3-11	27	13	1	6-48	3	36	0	0	0	0	0	0	0	0	0	0	23:22							
9/29 @ Jacksonville	14	0	10	4	205	54	18	165	4-14	32	17	3	0	6-48	1	14	0	0	0	0	0	0	0	0	0	0	31:22							
10/6 SEATTLE	21	11	10	423	67	218	34	205	2-5	31	15	1	0	2-38	1	14	0	0	0	0	0	0	0	0	0	0	36:31							
10/14 @ San Diego	24	3	19	374	72	64	20	227	2-7	33	22	0	0	3-48	0	0	0	0	0	0	0	0	0	0	0	0	31:22							
10/20 DENVER	23	2	13	429	73	147	37	247	4-21	49	29	1	0	7-47	4	16	2	0	0	0	0	0	0	0	0	0	28:13							
11/3 @ Houston	22	5	7	0	483	68	143	33	340	1-10	34	20	0	4-41	0	0	0	0	0	0	0	0	0	0	0	0	30:38							
11/10 @ St. Louis	22	6	10	372	55	140	30	242	2-15	16	9	0	0	5-48	4	145	2	1	0	0	0	0	0	0	0	0	36:12							
11/17 @ Tennessee	20	7	10	340	54	122	24	218	2-4	28	22	0	0	3-39	0	4	0	0	0	0	0	0	0	0	0	0	30:38							
11/24 @ Arizona	27	5	18	410	71	220	30	290	3-24	38	26	0	0	2-36	0	4	0	0	0	0	0	0	0	0	0	0	27:37							
12/1 TENNESSEE	24	10	11	340	74	162	36	185	1-16	37	21	0	0	6-37	0	23	0	0	0	0	0	0	0	0	0	0	33:55							
12/8 @ Cincinnati	28	9	14	5	430	70	25	275	0	35	24	0	0	5-50	4	73	0	0	0	0	0	0	0	0	0	0	37:45							
12/15 HOUSTON	12	6	8	0	239	63	107	25	132	4-36	24	18	2	1	1	0	0	0	0	0	0	0	0	0	0	0	26:49							
12/22 @ Kansas City	18	8	2	287	53	155	20	132	5-21	28	16	1	0	5-54	0	23	0	0	0	0	0	0	0	0	0	0	21:40							
12/29 JACKSONVILLE	19	2	17	0	350	70	148	308	3-23	51	30	1	0	5-46	0	2	0	0	0	0	0	0	0	0	0	0	26:20							
2013 Totals	319	101	191	27	5,713	1,026	2,002	448	3,711	42-248	536	324	15	10	91	1	75-462	29	396	17	0	43	1,085	0	112-990	26/12	38	14	21	3	37-37	0-1	23-30	30/19
3rd Down Efficiency	9/8 OAKLAND	9/15 MIAMI	9/22 @ San Francisco	9/29 @ Jacksonville	10/6 SEATTLE	10/14 @ San Diego	10/20 DENVER	11/3 @ Houston	11/10 SEATTLE	11/14 @ San Diego	11/17 @ Tennessee	11/24 @ Arizona	12/1 TENNESSEE	12/8 @ St. Louis	12/15 HOUSTON	12/22 @ Kansas City	12/29 JACKSONVILLE	11/10 Cincinnati	11/14 @ Tennessee	11/24 @ Arizona	12/1 TENNESSEE	12/8 Cincinnati	12/15 HOUSTON	12/22 @ Kansas City	12/29 JACKSONVILLE	6-12-50%	5-15-33%	7-18-39%	8-16-50%					

* Punt number and average does not reflect blocks

2013 SEASON IN REVIEW

COLTS HISTORY

RECORDS

COMMUNITY

PLAYERS

BUSINESS OPERATIONS

FOOTBALL OPERATIONS

COACHING STAFF

ADMINISTRATION



INDIANAPOLIS COLTS TEAM STATS (POSTSEASON)

	FIRST DOWNS T R Pa Pe	TOTAL OFF. YDS PLYS	RUSHING YDS ATT	PASSING YDS SK/YD ATT/COM I	INT BY OPP. NO YDS TD	PUNTS NO-AVG	PUNT RETURNS NO YDS FC TD	KO RETURNS NO YDS TD	PEN. NO-YDS TD	FUM. NO/LT	TD TDr TDp TdPt PAT	2-PT FG	T.O.P.
1/4 KANSAS CITY	28 5 23 0	536 65	100 19	436 1-7 45 29 3	0 0 0	1-51.0	0 0 2 0	3 90 0	4 19 0	2/1	6 1 4	6-6 0-0 1-1	22:27
1/11 @ New England	16 3 13 0	386 65	69 21	317 3-14 41 20 4	0 0 0	5-51.8	3 5 1 0	1 16 0	4 42 0	0/0	2 0 2	2-2 0-0 2-2	25:00
2013 Postseason Totals	44 8 36 0	922 130	169 40	753 4-21 86 49 7	0 0 0	6-51.7	3 5 3 0	4 106 0	8 61 0	2/1	8 1 6	8-8 0-0 3-3	23:44
3rd DOWN EFFICIENCY	1/4 @ Kansas City 1/11 @ New England	4-8-50% 6-15-61%											

OPPONENTS

	FIRST DOWNS T R Pa Pe	TOTAL OFF. YDS PLYS	RUSHING YDS ATT	PASSING YDS SK/YD ATT/COM I	INT BY OPP. NO YDS TD	PUNTS NO-AVG	PUNT RETURNS NO YDS FC TD	KO RETURNS NO YDS TD	PEN. NO-YDS TD	FUM. NO/LT	TD TDr TDp TdPt PAT	2-PT FG	T.O.P.
1/4 KANSAS CITY	30 11 16 3	513 80	150 32	363 2-15 46 30 0	3 22 0	2-39.0	1 6 0 0	7 187 0	2 15 0	1/1	5 1 4	5-5 0-0 3-3	37:33
1/11 @ New England	23 13 9 1	419 73	234 46	185 2-13 25 13 0	4 50 0	6-44.0	5 36 0 0	2 37 0	4 35 0	3/0	6 6 0	5-5 1-1 0-0	35:00
2013 Postseason Totals	53 24 25 4	932 153	384 78	548 4-28 71 43 0	7 72 0	8-42.8	6 42 0 0	9 224 0	6 50 0	4/1	11 7 4	10-10 1-1 3-3	36:16
3rd DOWN EFFICIENCY	1/4 @ Kansas City 1/11 @ New England	9-16-56% 11-18-61%											

* Punt number and average does not reflect blocks



INDIVIDUAL PASSING GAME-BY-GAME

12 ANDREW LUCK

Date	Opponent	Att	Cmp	Yds	Cmp%	Yds/Att	TD	TD%	INT	INT%	LG	Sack/Lost	Rating
9/8	Oakland	23	18	178	78.3	7.74	2	8.7	0	0.0	25	4/31	127.9
9/15	Miami	43	25	321	58.1	7.47	1	2.3	1	2.3	47	3/6	79.7
9/22	@ San Francisco	26	17	159	65.4	6.12	0	0.0	0	0.0	25	1/7	82.1
9/29	@ Jacksonville	35	21	257	60.0	7.34	2	5.7	1	2.9	31t	2/14	89.8
10/6	Seattle	29	16	229	55.2	7.90	2	6.9	0	0.0	73t	2/21	104.0
10/14	@ San Diego	30	18	202	60.0	6.73	0	0.0	1	3.3	35	1/9	66.2
10/20	Denver	38	21	228	55.3	6.00	3	7.9	0	0.0	28	2/15	99.5
11/3	@ Houston	40	18	271	45.0	6.78	3	7.5	0	0.0	58t	4/26	92.8
11/10	St. Louis	47	29	353	61.7	7.51	1	2.1	3	6.4	65	3/33	65.3
11/14	@ Tennessee	36	23	232	63.9	6.44	0	0.0	0	0.0	39	1/3	82.2
11/24	@ Arizona	39	20	163	51.3	4.18	1	2.6	1	2.6	17t	1/4	60.1
12/1	Tennessee	32	17	200	53.1	6.25	0	0.0	1	3.1	23	5/40	59.4
12/8	@ Cincinnati	46	29	326	63.0	7.09	4	8.7	0	0.0	69t	0/0	113.1
12/15	Houston	32	19	180	59.4	5.63	2	6.3	1	3.1	41	1/1	82.8
12/22	@ Kansas City	37	26	241	70.3	6.51	1	2.7	0	0.0	33t	1/9	96.8
12/29	Jacksonville	37	26	282	70.3	7.62	1	2.7	0	0.0	41	1/8	101.4
TOTALS		570	343	3,822	60.2	6.71	23	4.0	9	1.6	73t	32/227	87.0

8 MATT HASSELBECK

Date	Opponent	Att	Cmp	Yds	Cmp%	Yds/Att	TD	TD%	INT	INT%	LG	Sack/Lost	Rating
9/8	Oakland												
9/15	Miami												
9/22	@ San Francisco												
9/29	@ Jacksonville	3	2	37	66.7	12.3	0	0.0	0	0.0	21	0/0	109.0
10/6	Seattle												
10/14	@ San Diego												
10/20	Denver												
11/3	@ Houston												
11/10	St. Louis	5	2	68	40.0	13.6	0	0.0	1	20.0	57	0/0	47.9
11/14	@ Tennessee												
11/24	@ Arizona												
12/1	Tennessee												
12/8	@ Cincinnati												
12/15	Houston												
12/22	@ Kansas City												
12/29	Jacksonville	4	3	25	75.0	6.25	0	0.0	0	0.0	10	0/0	90.6
TOTALS		12	7	130	58.3	10.8	0	0.0	1	8.3	57	0/0	61.1

INDIVIDUAL RUSHING GAME-BY-GAME

31 DONALD BROWN

Date	Opponent	No	Yds	Avg	LG	TD
9/8	Oakland	0	0	0.0	0	0
9/15	Miami	7	30	4.3	11	0
9/22	@ San Francisco	3	25	8.3	16	0
9/29	@ Jacksonville	3	65	21.7	50	0
10/6	Seattle	6	37	6.2	16	1
10/14	@ San Diego	3	15	5.0	8	0
10/20	Denver	11	23	2.1	7	0
11/3	@ Houston	6	49	8.2	24	0
11/10	St. Louis	2	-1	-0.5	1	0
11/14	@ Tennessee	14	80	5.7	17	2
11/24	@ Arizona	2	1	0.5	1	0
12/1	Tennessee	14	54	3.9	14	1
12/8	@ Cincinnati	4	11	2.8	5	0
12/15	Houston	5	38	7.6	26	0
12/22	@ Kansas City	10	79	7.9	51t	1
12/29	Jacksonville	12	31	2.6	7	1
TOTALS		102	537	5.3	51t	6

34 TRENT RICHARDSON

Date	Opponent	No	Yds	Avg	LG	TD
9/8	Oakland					
9/15	Miami					
9/22	@ San Francisco	13	35	2.7	7	1
9/29	@ Jacksonville	20	60	3.0	12	1
10/6	Seattle	18	56	3.1	16	0
10/14	@ San Diego	10	40	4.0	12	0
10/20	Denver	14	37	2.6	8	0
11/3	@ Houston	8	20	2.5	7	0
11/10	St. Louis	5	2	0.4	5	0
11/14	@ Tennessee	8	22	2.8	7	0
11/24	@ Arizona	7	15	2.1	8	0
12/1	Tennessee	5	19	3.8	11	0
12/8	@ Cincinnati	6	20	3.3	8	0
12/15	Houston	19	64	3.4	22	0
12/22	@ Kansas City	16	43	2.7	6	0
12/29	Jacksonville	8	25	3.1	9	1
TOTALS		157	458	2.9	22	3

ADMINISTRATION

COACHING STAFF

FOOTBALL OPERATIONS

BUSINESS OPERATIONS

PLAYERS

2013 SEASON IN REVIEW

COLTS HISTORY

RECORDS

COLTS IN THE COMMUNITY



INDIVIDUAL RUSHING GAME-BY-GAME (CONT)

ADMINISTRATION

STAFF

FOOTBALL OPERATIONS

BUSINESS OPERATIONS

PLAYERS

2013 SEASON IN REVIEW

COLTS HISTORY

RECORDS

COLTS IN THE COMMUNITY

12 ANDREW LUCK

Date	Opponent	No	Yds	Avg	LG	TD
9/8	Oakland	6	38	6.3	19t	1
9/15	Miami	4	38	9.5	14	0
9/22	@ San Francisco	4	24	6.0	15	1
9/29	@ Jacksonville	2	26	13.0	17	0
10/6	Seattle	4	9	2.3	6	0
10/14	@ San Diego	4	19	4.8	6	0
10/20	Denver	4	29	7.3	11	1
11/3	@ Houston	0	0	0.0	0	0
11/10	St. Louis	4	17	4.3	7	0
11/14	@ Tennessee	9	31	3.4	13	1
11/24	@ Arizona	2	31	15.5	28	0
12/1	Tennessee	5	42	8.4	24	0
12/8	@ Cincinnati	2	32	16.0	29	0
12/15	Houston	5	29	5.8	11	0
12/22	@ Kansas City	6	5	0.8	4	0
12/29	Jacksonville	2	7	3.5	4	0
TOTALS		63	377	6.0	29	4

33 VICK BALLARD

Date	Opponent	No	Yds	Avg	LG	TD
9/8	Oakland	13	63	4.8	12	0
9/15	Miami					
9/22	@ San Francisco					
9/29	@ Jacksonville					
10/6	Seattle					
10/14	@ San Diego					
10/20	Denver					
11/3	@ Houston					
11/10	St. Louis					
11/14	@ Tennessee					
11/24	@ Arizona					
12/1	Tennessee					
12/8	@ Cincinnati					
12/15	Houston					
12/22	@ Kansas City					
12/29	Jacksonville					
TOTALS		13	63	4.8	12	0

36 DANIEL HERRON

Date	Opponent	No	Yds	Avg	LG	TD
9/8	Oakland					
9/15	Miami					
9/22	@ San Francisco					
9/29	@ Jacksonville					
10/6	Seattle					
10/14	@ San Diego					
10/20	Denver	0	0	0.0	0	0
11/3	@ Houston	0	0	0.0	0	0
11/10	St. Louis	1	0	0.0	0	0
11/14	@ Tennessee	0	0	0.0	0	0
11/24	@ Arizona	4	33	8.3	22	0
12/1	Tennessee	0	0	0.0	0	0
12/8	@ Cincinnati					
12/15	Houston					
12/22	@ Kansas City					
12/29	Jacksonville					
TOTALS		5	33	6.6	22	0

44 AHMAD BRADSHAW

Date	Opponent	No	Yds	Avg	LG	TD
9/8	Oakland	7	26	3.7	13	0
9/15	Miami	15	65	4.3	9	1
9/22	@ San Francisco	19	95	5.0	27	1
9/29	@ Jacksonville					
10/6	Seattle					
10/14	@ San Diego					
10/20	Denver					
11/3	@ Houston					
11/10	St. Louis					
11/14	@ Tennessee					
11/24	@ Arizona					
12/1	Tennessee					
12/8	@ Cincinnati					
12/15	Houston					
12/22	@ Kansas City					
12/29	Jacksonville					
TOTALS		41	186	4.5	27	2

43 TASHARD CHOICE

Date	Opponent	No	Yds	Avg	LG	TD
9/8	Oakland					
9/15	Miami					
9/22	@ San Francisco					
9/29	@ Jacksonville					
10/6	Seattle					
10/14	@ San Diego					
10/20	Denver					
11/3	@ Houston					
11/10	St. Louis					
11/14	@ Tennessee					
11/24	@ Arizona					
12/1	Tennessee					
12/8	@ Cincinnati					
12/15	Houston	5	18	3.6	6	0
12/22	@ Kansas City	1	8	8.0	8	0
12/29	Jacksonville	5	18	3.6	8	0
TOTALS		11	44	4.0	8	0

81 DARRIUS HEYWARD-BEY

Date	Opponent	No	Yds	Avg	LG	TD
9/8	Oakland	0	0	0.0	0	0
9/15	Miami	0	0	0.0	0	0
9/22	@ San Francisco	0	0	0.0	0	0
9/29	@ Jacksonville	0	0	0.0	0	0
10/6	Seattle	1	7	7.0	7	0
10/14	@ San Diego	0	0	0.0	0	0
10/20	Denver	1	30	30.0	30	0
11/3	@ Houston	0	0	0.0	0	0
11/10	St. Louis	0	0	0.0	0	0
11/14	@ Tennessee	0	0	0.0	0	0
11/24	@ Arizona	0	0	0.0	0	0
12/1	Tennessee	1	-11	-11.0	-11	0
12/8	@ Cincinnati	0	0	0.0	0	0
12/15	Houston	0	0	0.0	0	0
12/22	@ Kansas City	0	0	0.0	0	0
12/29	Jacksonville	0	0	0.0	0	0
TOTALS		3	26	8.7	30	0



INDIVIDUAL RUSHING GAME-BY-GAME (CONT)

39 STANLEY HAVILI

Date	Opponent	No	Yds	Avg	LG	TD
9/8	Oakland	0	0	0.0	0	0
9/15	Miami	0	0	0.0	0	0
9/22	@ San Francisco	0	0	0.0	0	0
9/29	@ Jacksonville	3	0	0.0	3	0
10/6	Seattle			INACTIVE		
10/14	@ San Diego	0	0	0.0	0	0
10/20	Denver	1	2	2.0	2	0
11/3	@ Houston	0	0	0.0	0	0
11/10	St. Louis	1	1	1.0	1	0
11/14	@ Tennessee	1	4	4.0	4	0
11/24	@ Arizona			INACTIVE		
12/1	Tennessee	0	0	0.0	0	0
12/8	@ Cincinnati	0	0	0.0	0	0
12/15	Houston			INACTIVE		
12/22	@ Kansas City	1	0	0.0	0	0
12/29	Jacksonville	0	0	0.0	0	0
TOTALS		7	7	1.0	4	0

87 REGGIE WAYNE

Date	Opponent	No	Yds	Avg	LG	TD
9/8	Oakland	0	0	0.0	0	0
9/15	Miami	0	0	0.0	0	0
9/22	@ San Francisco	1	5	5.0	5	0
9/29	@ Jacksonville	0	0	0.0	0	0
10/6	Seattle	0	0	0.0	0	0
10/14	@ San Diego	0	0	0.0	0	0
10/20	Denver	0	0	0.0	0	0
11/3	@ Houston			INJURED RESERVE		
11/10	St. Louis			INJURED RESERVE		
11/14	@ Tennessee			INJURED RESERVE		
11/24	@ Arizona			INJURED RESERVE		
12/1	Tennessee			INJURED RESERVE		
12/8	@ Cincinnati			INJURED RESERVE		
12/15	Houston			INJURED RESERVE		
12/22	@ Kansas City			INJURED RESERVE		
12/29	Jacksonville			INJURED RESERVE		
TOTALS		1	5	5.0	5	0

16 DA'RICK ROGERS

Date	Opponent	No	Yds	Avg	LG	TD
9/8	Oakland					
9/15	Miami					
9/22	@ San Francisco					
9/29	@ Jacksonville					
10/6	Seattle					
10/14	@ San Diego					
10/20	Denver					
11/3	@ Houston					
11/10	St. Louis					
11/14	@ Tennessee					
11/24	@ Arizona					
12/1	Tennessee	0	0	0.0	0	0
12/8	@ Cincinnati	0	0	0.0	0	0
12/15	Houston	1	0	0.0	0	0
12/22	@ Kansas City	0	0	0.0	0	0
12/29	Jacksonville	0	0	0.0	0	0
TOTALS		1	0	0.0	0	0

13 T.Y. HILTON

Date	Opponent	No	Yds	Avg	LG	TD
9/8	Oakland	0	0	0.0	0	0
9/15	Miami	0	0	0.0	0	0
9/22	@ San Francisco	0	0	0.0	0	0
9/29	@ Jacksonville	2	6	3.0	3	0
10/6	Seattle	0	0	0.0	0	0
10/14	@ San Diego	0	0	0.0	0	0
10/20	Denver	0	0	0.0	0	0
11/3	@ Houston	0	0	0.0	0	0
11/10	St. Louis	0	0	0.0	0	0
11/14	@ Tennessee	0	0	0.0	0	0
11/24	@ Arizona	0	0	0.0	0	0
12/1	Tennessee	0	0	0.0	0	0
12/8	@ Cincinnati	0	0	0.0	0	0
12/15	Houston	0	0	0.0	0	0
12/22	@ Kansas City	0	0	0.0	0	0
12/29	Jacksonville	0	0	0.0	0	0
TOTALS		2	6	3.0	3	0

42 COREY LYNCH

Date	Opponent	No	Yds	Avg	LG	TD
9/8	Oakland					
9/15	Miami					
9/22	@ San Francisco					
9/29	@ Jacksonville					
10/6	Seattle					
10/14	@ San Diego					
10/20	Denver					
11/3	@ Houston					
11/10	St. Louis					
11/14	@ Tennessee					
11/24	@ Arizona					
12/1	Tennessee	0	0	0.0	0	0
12/8	@ Cincinnati	0	0	0.0	0	0
12/15	Houston	1	3	3.0	3	0
12/22	@ Kansas City	0	0	0.0	0	0
12/29	Jacksonville	0	0	0.0	0	0
TOTALS		1	3	3.0	3	0

8 MATT HASSELBECK

Date	Opponent	No	Yds	Avg	LG	TD
9/8	Oakland					
9/15	Miami					
9/22	@ San Francisco					
9/29	@ Jacksonville	0	0	0.0	0	0
10/6	Seattle					
10/14	@ San Diego					
10/20	Denver					
11/3	@ Houston					
11/10	St. Louis	1	-1	-1.0	-1	0
11/14	@ Tennessee					
11/24	@ Arizona					
12/1	Tennessee					
12/8	@ Cincinnati					
12/15	Houston					
12/22	@ Kansas City					
12/29	Jacksonville	1	-1	-1.0	-1	0
TOTALS		2	-2	-1.0	-1	0

ADMINISTRATION

COACHING STAFF

FOOTBALL OPERATIONS

BUSINESS OPERATIONS

PLAYERS

2013 SEASON IN REVIEW

COLTS HISTORY

RECORDS

COLTS IN THE COMMUNITY



INDIVIDUAL RECEIVING GAME-BY-GAME

13 T.Y. HILTON

Date	Opponent	Rec	Yds.	Avg.	LG	TD
9/8	Oakland	3	20	6.7	12	0
9/15	Miami	6	124	20.7	47	0
9/22	@ San Francisco	2	13	6.5	8	0
9/29	@ Jacksonville	4	45	11.3	18	0
10/6	Seattle	5	140	28.0	73t	2
10/14	@ San Diego	5	43	8.6	11	0
10/20	Denver	2	27	13.5	19	0
11/3	@ Houston	7	121	17.3	58t	3
11/10	St. Louis	7	130	18.6	65	0
11/14	@ Tennessee	5	44	8.8	17	0
11/24	@ Arizona	5	38	7.6	12	0
12/1	Tennessee	5	46	9.2	20	0
12/8	@ Cincinnati	2	7	3.5	4	0
12/15	Houston	8	78	9.8	41	0
12/22	@ Kansas City	5	52	10.4	31	0
12/29	Jacksonville	11	155	14.1	41	0
TOTALS		82	1,083	13.2	73t	5

80 COBY FLEENER

Date	Opponent	Rec	Yds.	Avg.	LG	TD
9/8	Oakland	1	7	7.0	7	0
9/15	Miami	4	69	17.3	40	1
9/22	@ San Francisco	2	13	6.5	7	0
9/29	@ Jacksonville	5	77	15.4	31t	1
10/6	Seattle	2	15	7.5	11	0
10/14	@ San Diego	3	16	5.3	9	0
10/20	Denver	5	38	7.6	21	1
11/3	@ Houston	3	64	21.3	44	0
11/10	St. Louis	4	33	8.3	12	0
11/14	@ Tennessee	8	107	13.4	39	0
11/24	@ Arizona	4	55	13.8	17t	1
12/1	Tennessee	3	50	16.7	21	0
12/8	@ Cincinnati	5	31	6.2	13	0
12/15	Houston	0	0	0.0	0	0
12/22	@ Kansas City	2	8	4.0	6	0
12/29	Jacksonville	1	25	25.0	25	0
TOTALS		52	608	11.7	44	4

87 REGGIE WAYNE

Date	Opponent	Rec	Yds.	Avg.	LG	TD
9/8	Oakland	8	96	12.0	25	1
9/15	Miami	5	46	9.2	18	0
9/22	@ San Francisco	4	58	14.5	25	0
9/29	@ Jacksonville	5	100	20.0	31	1
10/6	Seattle	6	65	10.8	19	0
10/14	@ San Diego	5	88	17.6	35	0
10/20	Denver	5	50	10.0	14	0
11/3	@ Houston					
11/10	St. Louis					
11/14	@ Tennessee					
11/24	@ Arizona					
12/1	Tennessee					
12/8	@ Cincinnati					
12/15	Houston					
12/22	@ Kansas City					
12/29	Jacksonville					
TOTALS		38	503	13.2	35	2

81 DARRIUS HEYWARD-BEY

Date	Opponent	Rec	Yds.	Avg.	LG	TD
9/8	Oakland	3	33	11.0	16	0
9/15	Miami	2	10	5.0	6	0
9/22	@ San Francisco	5	59	11.8	19	0
9/29	@ Jacksonville	3	33	11.0	16	0
10/6	Seattle	0	0	0.0	0	0
10/14	@ San Diego	1	11	11.0	11	0
10/20	Denver	4	44	11.0	27	1
11/3	@ Houston	1	11	11.0	11	0
11/10	St. Louis	3	30	10.0	13	0
11/14	@ Tennessee	1	10	10.0	10	0
11/24	@ Arizona	3	22	7.3	10	0
12/1	Tennessee	1	23	23.0	23	0
12/8	@ Cincinnati	2	23	11.5	12	0
12/15	Houston	0	0	0.0	0	0
12/22	@ Kansas City	0	0	0.0	0	0
12/29	Jacksonville	0	0	0.0	0	0
TOTALS		29	309	10.7	27	1

34 TRENT RICHARDSON

Date	Opponent	Rec	Yds.	Avg.	LG	TD
9/8	Oakland					
9/15	Miami					
9/22	@ San Francisco	0	0	0.0	0	0
9/29	@ Jacksonville	1	6	6.0	6	0
10/6	Seattle	0	0	0.0	0	0
10/14	@ San Diego	1	13	13.0	13	0
10/20	Denver	0	0	0.0	0	0
11/3	@ Houston	2	33	16.5	24	0
11/10	St. Louis	3	33	11.0	20	0
11/14	@ Tennessee	5	31	6.2	14	0
11/24	@ Arizona	2	11	5.5	8	0
12/1	Tennessee	0	0	0.0	0	0
12/8	@ Cincinnati	5	68	13.6	22	0
12/15	Houston	4	38	9.5	18	1
12/22	@ Kansas City	3	15	5.0	9	0
12/29	Jacksonville	2	17	8.5	11	0
TOTALS		28	265	9.5	24	1

31 DONALD BROWN

Date	Opponent	Rec	Yds.	Avg.	LG	TD
9/8	Oakland	0	0	0.0	0	0
9/15	Miami	0	0	0.0	0	0
9/22	@ San Francisco	0	0	0.0	0	0
9/29	@ Jacksonville	2	11	5.5	9	0
10/6	Seattle	2	3	1.5	3	0
10/14	@ San Diego	2	19	9.5	14	0
10/20	Denver	3	42	14.0	28	0
11/3	@ Houston	0	0	0.0	0	0
11/10	St. Louis	5	64	12.8	26	1
11/14	@ Tennessee	1	14	14.0	14	0
11/24	@ Arizona	1	-2	-2.0	-2	0
12/1	Tennessee	2	10	5.0	7	0
12/8	@ Cincinnati	4	18	4.5	9	0
12/15	Houston	0	0	0.0	0	0
12/22	@ Kansas City	2	31	15.5	33t	1
12/29	Jacksonville	3	4	1.3	9	0
TOTALS		27	214	7.9	33t	2



INDIVIDUAL RECEIVING GAME-BY-GAME (CONT)

17 GRIFF WHALEN

Date	Opponent	Rec	Yds.	Avg.	LG	TD
9/8	Oakland	0	0	0.0	0	0
9/15	Miami	2	28	14.0	22	0
9/22	@ San Francisco	0	0	0.0	0	0
9/29	@ Jacksonville			INACTIVE		
10/6	Seattle			PRACTICE SQUAD		
10/14	@ San Diego			PRACTICE SQUAD		
10/20	Denver			PRACTICE SQUAD		
11/3	@ Houston	3	32	10.7	17	0
11/10	St. Louis	3	36	12.0	25	0
11/14	@ Tennessee	1	6	6.0	6	0
11/24	@ Arizona			PRACTICE SQUAD		
12/1	Tennessee			PRACTICE SQUAD		
12/8	@ Cincinnati			PRACTICE SQUAD		
12/15	Houston	4	45	11.3	18	1
12/22	@ Kansas City	7	80	11.4	21	0
12/29	Jacksonville	4	32	8.0	9	1
TOTALS		24	259	10.8	25	2

16 DA'RICK ROGERS

Date	Opponent	Rec	Yds.	Avg.	LG	TD
9/8	Oakland			PRACTICE SQUAD		
9/15	Miami			PRACTICE SQUAD		
9/22	@ San Francisco			INACTIVE		
9/29	@ Jacksonville			PRACTICE SQUAD		
10/6	Seattle			PRACTICE SQUAD		
10/14	@ San Diego			PRACTICE SQUAD		
10/20	Denver			PRACTICE SQUAD		
11/3	@ Houston			PRACTICE SQUAD		
11/10	St. Louis			PRACTICE SQUAD		
11/14	@ Tennessee			INACTIVE		
11/24	@ Arizona			INACTIVE		
12/1	Tennessee	0	0	0.0	0	0
12/8	@ Cincinnati	6	107	17.8	69t	2
12/15	Houston	2	23	11.5	12	0
12/22	@ Kansas City	4	42	10.5	17	0
12/29	Jacksonville	2	20	10.0	10	0
TOTALS		14	192	13.7	69t	2

44 AHMAD BRADSHAW

Date	Opponent	Rec	Yds.	Avg.	LG	TD
9/8	Oakland	1	7	7.0	7	0
9/15	Miami	3	19	6.3	14	0
9/22	@ San Francisco	3	16	5.3	7	0
9/29	@ Jacksonville			INACTIVE		
10/6	Seattle			INACTIVE		
10/14	@ San Diego			INJURED RESERVE		
10/20	Denver			INJURED RESERVE		
11/3	@ Houston			INJURED RESERVE		
11/10	St. Louis			INJURED RESERVE		
11/14	@ Tennessee			INJURED RESERVE		
11/24	@ Arizona			INJURED RESERVE		
12/1	Tennessee			INJURED RESERVE		
12/8	@ Cincinnati			INJURED RESERVE		
12/15	Houston			INJURED RESERVE		
12/22	@ Kansas City			INJURED RESERVE		
12/29	Jacksonville			INJURED RESERVE		
TOTALS		7	42	6.0	14	0

39 STANLEY HAVILI

Date	Opponent	Rec	Yds.	Avg.	LG	TD
9/8	Oakland	0	0	0.0	0	0
9/15	Miami	2	12	6.0	7	0
9/22	@ San Francisco	1	0	0.0	0	0
9/29	@ Jacksonville	2	1	0.5	3	0
10/6	Seattle			INACTIVE		
10/14	@ San Diego	1	12	12.0	12	0
10/20	Denver	1	20	20.0	20t	1
11/3	@ Houston	1	1	1.0	1	0
11/10	St. Louis	3	25	8.3	13	0
11/14	@ Tennessee	1	9	9.0	9	0
11/24	@ Arizona			INACTIVE		
12/1	Tennessee	3	29	9.7	19	0
12/8	@ Cincinnati	0	0	0.0	0	0
12/15	Houston			INACTIVE		
12/22	@ Kansas City	1	1	1.0	1	0
12/29	Jacksonville	2	18	9.0	15	0
TOTALS		18	128	7.1	20t	1

15 LAVON BRAZILL

Date	Opponent	Rec	Yds.	Avg.	LG	TD
9/8	Oakland			RESERVE/SUSPENDED		
9/15	Miami			RESERVE/SUSPENDED		
9/22	@ San Francisco			RESERVE/SUSPENDED		
9/29	@ Jacksonville			RESERVE/SUSPENDED		
10/6	Seattle			EXEMPT		
10/14	@ San Diego	0	0	0.0	0	0
10/20	Denver	0	0	0.0	0	0
11/3	@ Houston	1	9	9.0	9	0
11/10	St. Louis	1	11	11.0	11	0
11/14	@ Tennessee	0	0	0.0	0	0
11/24	@ Arizona	3	35	11.7	14	0
12/1	Tennessee	3	42	14.0	17	0
12/8	@ Cincinnati	3	53	17.7	29t	2
12/15	Houston			INACTIVE		
12/22	@ Kansas City	0	0	0.0	0	0
12/29	Jacksonville	1	11	11.0	11	0
TOTALS		12	161	13.4	29t	2

84 JACK DOYLE

Date	Opponent	Rec	Yds.	Avg.	LG	TD
9/8	Oakland			INACTIVE		
9/15	Miami	0	0	0.0	0	0
9/22	@ San Francisco	0	0	0.0	0	0
9/29	@ Jacksonville	0	0	0.0	0	0
10/6	Seattle	0	0	0.0	0	0
10/14	@ San Diego	0	0	0.0	0	0
10/20	Denver	1	7	7.0	7	0
11/3	@ Houston	0	0	0.0	0	0
11/10	St. Louis	0	0	0.0	0	0
11/14	@ Tennessee	0	0	0.0	0	0
11/24	@ Arizona	0	0	0.0	0	0
12/1	Tennessee	0	0	0.0	0	0
12/8	@ Cincinnati	1	8	8.0	8	0
12/15	Houston	1	-4	-4.0	-4	0
12/22	@ Kansas City	1	6	6.0	6	0
12/29	Jacksonville	1	2	2.0	2	0
TOTALS		5	19	3.8	8	0

ADMINISTRATION

COACHING STAFF

FOOTBALL OPERATIONS

BUSINESS OPERATIONS

PLAYERS

2013 SEASON IN REVIEW

COLTS HISTORY

RECORDS

COLTS IN THE COMMUNITY



INDIVIDUAL RECEIVING GAME-BY-GAME (CONT)

47 WESLYE SAUNDERS

Date	Opponent	Rec	Yds.	Avg.	LG	TD
9/8	Oakland			NOT ON TEAM		
9/15	Miami			NOT ON TEAM		
9/22	@ San Francisco			NOT ON TEAM		
9/29	@ Jacksonville			NOT ON TEAM		
10/6	Seattle			NOT ON TEAM		
10/14	@ San Diego			NOT ON TEAM		
10/20	Denver			NOT ON TEAM		
11/3	@ Houston			INACTIVE		
11/10	St. Louis			INACTIVE		
11/14	@ Tennessee	1	11	11.0	11	0
11/24	@ Arizona	0	0	0.0	0	0
12/1	Tennessee			INACTIVE		
12/8	@ Cincinnati	1	11	11.0	11	0
12/15	Houston	0	0	0.0	0	0
12/22	@ Kansas City	1	6	6.0	6	0
12/29	Jacksonville	1	18	18.0	18	0
TOTALS		4	46	11.5	18	0

46 DOMINIQUE JONES

Date	Opponent	Rec	Yds.	Avg.	LG	TD
9/8	Oakland	0	0	0.0	0	0
9/15	Miami	1	13	13.0	13	0
9/22	@ San Francisco	0	0	0.0	0	0
9/29	@ Jacksonville	1	21	21.0	21	0
10/6	Seattle	0	0	0.0	0	0
10/14	@ San Diego	0	0	0.0	0	0
10/20	Denver			INACTIVE		
11/3	@ Houston			NOT ON TEAM		
11/10	St. Louis			NOT ON TEAM		
11/14	@ Tennessee			NOT ON TEAM		
11/24	@ Arizona			NOT ON TEAM		
12/1	Tennessee			NOT ON TEAM		
12/8	@ Cincinnati			NOT ON TEAM		
12/15	Houston			NOT ON TEAM		
12/22	@ Kansas City			NOT ON TEAM		
12/29	Jacksonville			NOT ON TEAM		
TOTALS		2	34	17.0	21	0

83 DWAYNE ALLEN

Date	Opponent	Rec	Yds.	Avg.	LG	TD
9/8	Oakland	1	20	20.0	20	1
9/15	Miami			INACTIVE		
9/22	@ San Francisco			INJURED RESERVE		
9/29	@ Jacksonville			INJURED RESERVE		
10/6	Seattle			INJURED RESERVE		
10/14	@ San Diego			INJURED RESERVE		
10/20	Denver			INJURED RESERVE		
11/3	@ Houston			INJURED RESERVE		
11/10	St. Louis			INJURED RESERVE		
11/14	@ Tennessee			INJURED RESERVE		
11/24	@ Arizona			INJURED RESERVE		
12/1	Tennessee			INJURED RESERVE		
12/8	@ Cincinnati			INJURED RESERVE		
12/15	Houston			INJURED RESERVE		
12/22	@ Kansas City			INJURED RESERVE		
12/29	Jacksonville			INJURED RESERVE		
TOTALS		1	20	20.0	20	1

36 DANIEL HERRON

Date	Opponent	Rec	Yds.	Avg.	LG	TD
9/8	Oakland			NOT ON TEAM		
9/15	Miami			NOT ON TEAM		
9/22	@ San Francisco			NOT ON TEAM		
9/29	@ Jacksonville			NOT ON TEAM		
10/6	Seattle			NOT ON TEAM		
10/14	@ San Diego			INACTIVE		
10/20	Denver	0	0	0.0	0	0
11/3	@ Houston	0	0	0.0	0	0
11/10	St. Louis	1	57	57.0	57	0
11/14	@ Tennessee	0	0	0.0	0	0
11/24	@ Arizona	0	0	0.0	0	0
12/1	Tennessee	0	0	0.0	0	0
12/8	@ Cincinnati			INJURED RESERVE		
12/15	Houston			INJURED RESERVE		
12/22	@ Kansas City			INJURED RESERVE		
12/29	Jacksonville			INJURED RESERVE		
TOTALS		1	57	57.0	57	0

85 DAVID REED

Date	Opponent	Rec	Yds.	Avg.	LG	TD
9/8	Oakland			INACTIVE		
9/15	Miami			INACTIVE		
9/22	@ San Francisco			INACTIVE		
9/29	@ Jacksonville	0	0	0.0	0	0
10/6	Seattle	0	0	0.0	0	0
10/14	@ San Diego	0	0	0.0	0	0
10/20	Denver			INACTIVE		
11/3	@ Houston	0	0	0.0	0	0
11/10	St. Louis	1	2	2.0	2	0
11/14	@ Tennessee	0	0	0.0	0	0
11/24	@ Arizona	0	0	0.0	0	0
12/1	Tennessee			NOT ON TEAM		
12/8	@ Cincinnati			NOT ON TEAM		
12/15	Houston			NOT ON TEAM		
12/22	@ Kansas City			NOT ON TEAM		
12/29	Jacksonville			NOT ON TEAM		
TOTALS		1	2	2.0	2	0

86 JUSTICE CUNNINGHAM

Date	Opponent	Rec	Yds.	Avg.	LG	TD
9/8	Oakland			PRACTICE SQUAD		
9/15	Miami			PRACTICE SQUAD		
9/22	@ San Francisco			PRACTICE SQUAD		
9/29	@ Jacksonville			PRACTICE SQUAD		
10/6	Seattle			PRACTICE SQUAD		
10/14	@ San Diego			PRACTICE SQUAD		
10/20	Denver			PRACTICE SQUAD		
11/3	@ Houston			PRACTICE SQUAD		
11/10	St. Louis			PRACTICE SQUAD		
11/14	@ Tennessee			PRACTICE SQUAD		
11/24	@ Arizona	1	4	4.0	4	0
12/1	Tennessee			NOT ON TEAM		
12/8	@ Cincinnati			NOT ON TEAM		
12/15	Houston			NOT ON TEAM		
12/22	@ Kansas City			NOT ON TEAM		
12/29	Jacksonville			NOT ON TEAM		
TOTALS		1	4	4.0	4	0



INDIVIDUAL RECEIVING GAME-BY-GAME (CONT)

29 ROBERT HUGHES

Date	Opponent	Rec	Yds.	Avg.	LG	TD
9/8	Oakland			NOT ON TEAM		
9/15	Miami			NOT ON TEAM		
9/22	@ San Francisco			NOT ON TEAM		
9/29	@ Jacksonville			NOT ON TEAM		
10/6	Seattle	1	6	6.0	6	0
10/14	@ San Diego			PRACTICE SQUAD		
10/20	Denver			PRACTICE SQUAD		
11/3	@ Houston			NOT ON TEAM		
11/10	St. Louis			NOT ON TEAM		
11/14	@ Tennessee			NOT ON TEAM		
11/24	@ Arizona			NOT ON TEAM		
12/1	Tennessee			NOT ON TEAM		
12/8	@ Cincinnati			PRACTICE SQUAD		
12/15	Houston			PRACTICE SQUAD		
12/22	@ Kansas City			NOT ON TEAM		
12/29	Jacksonville			NOT ON TEAM		
TOTALS		1	6	6.0	6	0

64 SAMSON SATELE

Date	Opponent	Rec	Yds.	Avg.	LG	TD
9/8	Oakland	0	0	0.0	0	0
9/15	Miami	0	0	0.0	0	0
9/22	@ San Francisco			INACTIVE		
9/29	@ Jacksonville			INACTIVE		
10/6	Seattle	0	0	0.0	0	0
10/14	@ San Diego	0	0	0.0	0	0
10/20	Denver	0	0	0.0	0	0
11/3	@ Houston	0	0	0.0	0	0
11/10	St. Louis	0	0	0.0	0	0
11/14	@ Tennessee	0	0	0.0	0	0
11/24	@ Arizona	1	0	0.0	0	0
12/1	Tennessee	0	0	0.0	0	0
12/8	@ Cincinnati	0	0	0.0	0	0
12/15	Houston			INACTIVE		
12/22	@ Kansas City	0	0	0.0	0	0
12/29	Jacksonville	0	0	0.0	0	0
TOTALS		1	0	0.0	0	0

43 TASHARD CHOICE

Date	Opponent	Rec	Yds.	Avg.	LG	TD
9/8	Oakland			NOT ON TEAM		
9/15	Miami			NOT ON TEAM		
9/22	@ San Francisco			NOT ON TEAM		
9/29	@ Jacksonville			NOT ON TEAM		
10/6	Seattle			NOT ON TEAM		
10/14	@ San Diego			NOT ON TEAM		
10/20	Denver			NOT ON TEAM		
11/3	@ Houston			NOT ON TEAM		
11/10	St. Louis			NOT ON TEAM		
11/14	@ Tennessee			NOT ON TEAM		
11/24	@ Arizona			NOT ON TEAM		
12/1	Tennessee			NOT ON TEAM		
12/8	@ Cincinnati			NOT ON TEAM		
12/15	Houston	0	0	0.0	0	0
12/22	@ Kansas City	0	0	0.0	0	0
12/29	Jacksonville	1	5	5.0	5	0
TOTALS		1	5	5.0	5	0

33 VICK BALLARD

Date	Opponent	Rec	Yds.	Avg.	LG	TD
9/8	Oakland	1	-5	-5.0	-5	0
9/15	Miami			INJURED RESERVE		
9/22	@ San Francisco			INJURED RESERVE		
9/29	@ Jacksonville			INJURED RESERVE		
10/6	Seattle			INJURED RESERVE		
10/14	@ San Diego			INJURED RESERVE		
10/20	Denver			INJURED RESERVE		
11/3	@ Houston			INJURED RESERVE		
11/10	St. Louis			INJURED RESERVE		
11/14	@ Tennessee			INJURED RESERVE		
11/24	@ Arizona			INJURED RESERVE		
12/1	Tennessee			INJURED RESERVE		
12/8	@ Cincinnati			INJURED RESERVE		
12/15	Houston			INJURED RESERVE		
12/22	@ Kansas City			INJURED RESERVE		
12/29	Jacksonville			INJURED RESERVE		
TOTALS		1	-5	-5.0	-5	0

25 CHRIS RAINEY

Date	Opponent	Rec	Yds.	Avg.	LG	TD
9/8	Oakland			NOT ON TEAM		
9/15	Miami			NOT ON TEAM		
9/22	@ San Francisco			NOT ON TEAM		
9/29	@ Jacksonville			NOT ON TEAM		
10/6	Seattle			NOT ON TEAM		
10/14	@ San Diego			NOT ON TEAM		
10/20	Denver			NOT ON TEAM		
11/3	@ Houston			NOT ON TEAM		
11/10	St. Louis			NOT ON TEAM		
11/14	@ Tennessee			NOT ON TEAM		
11/24	@ Arizona			INACTIVE		
12/1	Tennessee	0	0	0.0	0	0
12/8	@ Cincinnati	0	0	0.0	0	0
12/15	Houston			INJURED RESERVE		
12/22	@ Kansas City			INJURED RESERVE		
12/29	Jacksonville			INJURED RESERVE		
TOTALS		0	0	0.0	0	0

ADMINISTRATION
COACHING STAFF
FOOTBALL OPERATIONS
BUSINESS OPERATIONS
PLAYERS
2013 SEASON IN REVIEW
COLTS HISTORY
RECORDS
COLTS IN THE COMMUNITY



FINAL 2013 REGULAR SEASON STANDINGS

AMERICAN FOOTBALL CONFERENCE

AFC East	W	L	T	Pct	PF	PA
z- New England	12	4	0	.750	444	338
NY Jets	8	8	0	.500	290	387
Miami	8	8	0	.500	317	335
Buffalo	6	10	0	.375	339	388

AFC North	W	L	T	Pct	PF	PA
z- Cincinnati	11	5	0	.688	430	305
Pittsburgh	8	8	0	.500	379	370
Baltimore	8	8	0	.500	320	352
Cleveland	4	12	0	.250	308	406

AFC South	W	L	T	Pct	PF	PA
z- Indianapolis	11	5	0	.688	391	336
Tennessee	7	9	0	.438	362	381
Jacksonville	4	12	0	.250	247	449
Houston	2	14	0	.125	276	428

AFC West	W	L	T	Pct	PF	PA
*- Denver	13	3	0	.813	606	399
y- Kansas City	11	5	0	.688	430	305
y- San Diego	9	7	0	.563	396	348
Oakland	4	12	0	.250	322	453

NATIONAL FOOTBALL CONFERENCE

NFC East	W	L	T	Pct	PF	PA
z- Philadelphia	10	6	0	.625	442	382
Dallas	8	8	0	.500	439	432
NY Giants	7	9	0	.438	294	383
Washington	3	13	0	.188	334	478

NFC North	W	L	T	Pct	PF	PA
z- Green Bay	8	7	1	.531	417	428
Chicago	8	8	0	.500	445	478
Detroit	7	9	0	.438	395	376
Minnesota	5	10	1	.344	391	480

NFC South	W	L	T	Pct	PF	PA
z- Carolina	12	4	0	.750	366	241
y- New Orleans	11	5	0	.688	414	304
Atlanta	4	12	0	.250	353	443
Tampa Bay	4	12	0	.250	288	389

NFC West	W	L	T	Pct	PF	PA
*- Seattle	13	3	0	.813	417	231
y- San Francisco	12	4	0	.750	406	272
Arizona	10	6	0	.625	379	324
St. Louis	7	9	0	.438	348	364

y - Clinched Wild Card

z - Clinched Division

* - Clinched Division and Homefield Advantage



COLTS HISTORY



HISTORY OF THE COLTS

1940

The roots of the franchise go back to December 28, 1946, when the bankrupt Miami Seahawks of the All-America Football Conference were purchased and relocated to Baltimore by a group headed by Bob Rodenberg. As the result of a contest in Baltimore, won by Charles Evans of Middle River, Md., the team was renamed the "Colts."

On September 7, 1947, wearing green and silver uniforms, the Colts, under Head Coach Cecil Isbell, won their initial AAFC game, 16-7, over the Brooklyn Dodgers. The team concluded its inaugural season before a record Baltimore crowd of 51,583 by losing to the New York Yankees, 21-7. The Colts finished with a 2-11-1 record, good for a fourth-place finish in the Eastern Division.

The Colts completed the 1948 season with a 7-8 record, tying the Buffalo Bills for the division title.

The Colts compiled a 1-11 mark in 1949.

1950

The AAFC and NFL merged in 1950, and the Colts joined the NFL.

After posting a 1-11 record for the second consecutive year, the franchise was dissolved by the league on January 18, 1951, because of its failing financial condition.

After two seasons without professional football, NFL Commissioner Bert Bell challenged the franchise in December of 1952 to sell 15,000 season tickets within six weeks in order to re-enter the NFL. That 15,000-ticket quota was reached in four weeks and three days.

On January 23, 1953, under the principal ownership of Carroll Rosenbloom, the NFL's Dallas Texans franchise was moved to Baltimore where, keeping the "Colts" nickname, the Texans team colors of blue and white were inherited.



Don Shula



Weeb Ewbank

Before their first NFL season, the "new" Baltimore Colts engineered one of the biggest trades in sports history. In a deal with Cleveland involving 15 players, Baltimore received 10 Browns in exchange for five Colts. Among the players traded to Baltimore were Don Shula, Bert Rechichar, Carl Taseff and Art Spinney. These players helped the Colts open 1953 with a 13-9 upset of Chicago in a game where Rechichar booted a then-NFL record 56-yard field goal.

In 1954, the Colts hired Weeb Ewbank as head coach. Ewbank guided the Colts for nine seasons (the longest tenure of any Colts head coach) and won two conference and NFL championships.

On November 30, 1958, the Colts clinched their first Western Conference title with a 35-27 win over San Francisco before a record home sellout crowd of 57,557. Four weeks later, Baltimore won its first NFL title, downing the New York Giants, 23-17, in the fabled "sudden-death" overtime contest at Yankee Stadium.

The Colts repeated as champion in 1959, clinching their second conference crown and defeating the Giants, 31-16, in Baltimore for the NFL Championship.

1960



John Unitas

In 1963, Shula replaced Ewbank as the team's third head coach since 1953. During 1963, QB-John Unitas led the Colts offense to eight team records and set a then-NFL seasonal mark of 237 completions.

The Colts won a then-club record 11 consecutive games in 1964, en route to clinching their third conference title. That season, WR-Raymond Berry caught his 506th career pass and RB-Lenny Moore scored 20 touchdowns, then both NFL records.



Lenny Moore

In 1965, Baltimore tied Green Bay for the conference title. With HB-Tom Matte quarterbacking the club because of injuries to Unitas and Gary Cuozzo, the Colts lost a controversial 13-10 "sudden-death" playoff contest to the Packers.



The Colts defeated the Cleveland Browns, 34-0, in the 1968 Western Conference Championship Game.

Under Shula, Baltimore made its first Super Bowl appearance in 1968. The club won the Coastal Division with a 13-1 mark, then defeated Minnesota, 24-14, in the Western Conference Championship game and blanked Cleveland, 34-0, for the NFL Championship. The team faced the American Football League Champion New York Jets in Super Bowl III, losing a 16-7 upset.

In May of 1969, the NFL merged with the AFL and Baltimore, Pittsburgh and Cleveland joined the old AFL teams to form the American Football Conference of the NFL.



Tom Nowatzke scored a touchdown in the Colts first Super Bowl victory.

1970

As members of the AFC Eastern Division, the Colts won their first AFC game, 16-14, over San Diego on September 20, 1970. After clinching the division title, the Colts topped Cincinnati, 17-0, and Oakland, 27-17, to win the AFC Championship. On January 17, 1971, the Colts defeated Dallas in Super Bowl V, 16-13, on K-Jim O'Brien's 32-yard field goal with five seconds remaining in the game.



Robert Irsay

In July, 1972, the Colts came under new ownership as Robert Irsay acquired the club from Rosenbloom in exchange for the Los Angeles Rams.

In 1974, two Colts set NFL records as RB-Lydel Mitchell rushed 40 times at the New York Jets and QB-Bert Jones completed 17 consecutive passes versus the Jets. Mitchell led the NFL with 72 receptions. In 1975, Mitchell became the first Colts player with a 1,000-plus yard season, gaining 1,193 yards on 289 rushes.

After a 2-12 record in 1974, Baltimore's fortunes changed with the hiring of Ted Marchbroda as head coach in February, 1975. Marchbroda led the Colts to three consecutive division titles before posting consecutive 5-11 seasons in 1978 and 1979.

1980

Mike McCormack replaced Marchbroda as head coach in January, 1980. The Colts improved to 7-9 in 1980 before recording a 2-14 mark in 1981.

On December 21, 1981, Frank Kush succeeded McCormack as head coach.



Ted Marchbroda

After two weeks of action in 1982, a players' strike resulted in the cancellation of seven games, and the NFL played a nine-game schedule. The Colts finished with a record of 0-8-1. Indianapolis received the first pick of the 1983 NFL Draft and selected QB-John Elway. Six days later, the Colts traded Elway to Denver for OT-Chris Hinton, QB-Mark Herrmann and its first-round pick in 1984.

In 1983, the Colts finished 7-9, forging the biggest turnaround in NFL history for a team that had gone winless the previous season. Hinton started at right guard in the Pro Bowl. RBs-Curtis Dickey and Randy McMillan combined for nearly 2,000 rushing yards as the club led the AFC and ranked second in the NFL.

Professional football came to Indianapolis on March 28, 1984, when Robert Irsay moved the historic NFL franchise from Baltimore to Indianapolis.

Following the 1984 season, Robert Irsay and General Manager Jim Irsay appointed Rod Dowhower as head coach on January 28, 1985. Indianapolis earned a 5-11 mark with a club that rushed for a conference-leading 2,439 yards, fifth-best in the NFL. The team's 5.0 yards per carry rushing average marked the first time in a decade an AFC team achieved that feat.



Eric Dickerson & Jim Irsay

On December 1, 1986, Ron Meyer succeeded Dowhower as head coach. Meyer led the club to the division title in 1987, before falling in the divisional round at Cleveland, 38-21.

RB-Eric Dickerson, acquired in a blockbuster trade on October 31, 1987, won the NFL rushing title in 1988 with 1,659 yards.

Indianapolis earned a 9-7 record in 1988 and an 8-8 mark in 1989, but lost playoff positions on the last weekend of each season.

The Colts were 7-9 in 1990. Meyer earned a 36-35 regular-season record before being succeeded by Rick Venturi on October 1, 1991.

1990

Marchbroda returned as head coach on January 28, 1992. He led the Colts to a 9-7 record in 1992, the second time he guided the team to a then NFL-best eight-game one-season turnaround.

The Colts posted a 4-12 record in 1993 and an 8-8 mark in 1994.

The 1995 Colts earned a 9-7 record and gained playoff wins at San Diego and Kansas City before falling, 20-16, at Pittsburgh in the AFC Championship Game.

Marchbroda's tenure ended on February 9, 1996. His 73 career victories tied Shula for most in Colts history. Lindy Infante became head coach on February 15, 1996. The Colts were 9-7 in 1996, reaching the playoffs in consecutive seasons for the first time since 1975-77.

ADMINISTRATION

COACHING
STAFFFOOTBALL
OPERATIONSBUSINESS
OPERATIONS

PLAYERS

2013 SEASON
IN REVIEWCOLTS
HISTORY

RECORDS

COLTS IN THE
COMMUNITY



Jim Irsay became Owner and Chief Executive Officer in 1997, and Bill Polian was named president on December 22, 1997, one day after the club finished a 3-13 season.



Peyton Manning

Jim Mora succeeded Infante as head coach on January 12, 1998. The Colts were 3-13 in 1998. RB-Marshall Faulk's 2,227 scrimmage yards set a club seasonal mark, while QB-Peyton Manning (326-575-3,739, 26 TDs) set NFL rookie records in every passing category.

At 13-3 in 1999, the Colts produced a then-NFL record 10-game one-season turnaround. The club won 11 straight games, tying then the franchise record achieved in 1964 and 1975-76. Manning, RB-Edgerrin James and WR-Marvin Harrison earned Pro Bowl honors, while K-Mike Vanderjagt won the NFL scoring title. The club earned its first playoff game in Indianapolis, but fell to Tennessee, 19-16.

2000

The Colts were 10-6 in 2000, but lost in overtime at Miami, 23-17, in the Wild Card round. The back-to-back 10-plus-victory seasons were a first for the club since 1976-77. Manning (4,413) and James (1,709, 2,303) won the NFL passing, rushing and scrimmage yards titles.

The Colts were 6-10 in 2001, but Manning (4,131) and Harrison (109) had outstanding yardage and reception seasons. Tony Dungy succeeded Mora as head coach on January 22, 2002.

In 2002, Dungy led the Colts to a 10-6 record before losing in the Wild Card round at the New York Jets, 41-0. Manning became the first NFL player with four consecutive 4,000-plus passing yards seasons, while Harrison set the NFL seasonal record with 143 receptions and became the only NFL player with 100-plus receptions in four consecutive seasons.

In 2003, the Colts were 12-4, won the AFC South and advanced to the AFC Championship Game, falling at New England, 24-14. K-Mike Vanderjagt set an NFL record with 41 consecutive field goals, including all 37 attempts in 2003.



Edgerrin James

Dungy led the Colts to a 12-4 mark and the AFC South title in 2004. Manning set NFL seasonal records with 49 touchdown passes (since broken) and a 121.1 rating, while the club set seasonal-bests with 522 points and 6,475 net yards. The Colts topped Denver, 49-24, in the Wild Card Playoffs before losing at New England, 20-3.



Marvin Harrison

In 2005, Dungy directed the Colts to a 14-2 record, then the franchise record for seasonal wins. The club became then only the fourth in NFL history to earn a 13-0 start. The Colts fell in the Divisional Playoffs to Pittsburgh, 21-18. Dungy topped 100 career victories, while the Colts passed 400 wins in franchise history.

In 2006, the Colts were 12-4 and captured the fourth world championship in franchise history with a 29-17 win over Chicago in Super Bowl XLI in Miami Gardens, Fla. The club defeated Chicago after besting three prior playoffs foes, Kansas City (23-8), Baltimore (15-6) and New England (38-34).



In 2007, the Colts were 13-3, won a club-record fifth straight division title and became the first NFL team with five consecutive seasons with 12-plus victories. The club fell in the Divisional Playoffs to San Diego, 28-24.

In 2008, the Colts were 12-4, extending their league mark with six consecutive 12-plus-victory seasons. The club became the first in NFL history to win at least seven consecutive games in five consecutive seasons. Manning won his third AP NFL MVP award. Indianapolis fell in the Wild Card Playoffs in overtime at San Diego, 23-17.



Head Coach Tony Dungy celebrates following the Colts Super Bowl XLI championship.

Jim Caldwell succeeded Dungy as head coach on January 12, 2009. Dungy finished as the only coach in Colts history to post 10-plus wins and earn playoff appearances in seven straight seasons. In 2009, the club was 14-2 and became only the third team to start a season 14-0. The club extended its records to seven consecutive seasons with 12-plus victories and six years with a winning streak exceeding seven games. Caldwell tied the rookie mark for seasonal victories by an NFL head coach, and he earned the most consecutive wins to open a season and a career by a first-year head coach. Manning won an unprecedented fourth AP NFL MVP honor. The club set league marks for most consecutive regular season wins (23, 2008-09) and most regular season decade wins (115, 2000-09). Indianapolis defeated Baltimore, 20-3, and the New York Jets, 30-17, before falling to New Orleans, 31-17, in Super Bowl XLIV in Miami Gardens, Fla.

2010

The Colts were 10-6 in 2010, won the AFC South and tied the NFL mark with a ninth consecutive playoff appearance (Dallas, 1975-83). It was the club's ninth straight season with 10-plus victories. The club fell in the Wild Card Playoffs to the New York Jets, 17-16.

ADMINISTRATION

COACHING STAFF

FOOTBALL OPERATIONS

BUSINESS OPERATIONS

PLAYERS

2013 SEASON IN REVIEW

COLTS HISTORY

RECORDS

COLTS IN THE COMMUNITY



Pictured from left to right: Head Coach Chuck Pagano, Owner & CEO Jim Irsay and General Manager Ryan Grigson.

Following a 2-14 campaign in 2011, Vice Chairman Bill Polian, Vice President & General Manager Chris Polian and Head Coach Jim Caldwell were all relieved of their duties. Jim Irsay and the organization hired Ryan Grigson to serve as the team's new general manager and Chuck Pagano as the team's new head coach.

The 2012 Colts faced one of the most unique years in franchise history. The team quickly experienced adversity when their head coach, Chuck Pagano, was diagnosed with leukemia four weeks into the season. The Colts rallied around their ailing head coach and the "CHUCKSTRONG" campaign en route to accomplishing one of their main goals – extending the season for Pagano's return. Offensive Coordinator/Interim Head Coach Bruce Arians guided the team to a 9-3 record in Pagano's absence and clinched a playoff berth with the team's 20-13 victory at Kansas City. In the regular season finale, Pagano returned for the first time since his absence and capitalized on the team's goal, defeating the Houston Texans. Indianapolis fell short in an AFC Wild Card Playoff meeting at Baltimore, who won the ensuing Super Bowl. Although it was a difficult end to the season, the year was filled with highlights. The Colts finished with an 11-5 regular season record and tied the third-largest one-year turnaround in NFL history. Chuck Pagano and Bruce Arians earned dual Coach of the Year honors from several media outlets while General Manager Ryan Grigson was named the Executive of the Year from PFW/PFWA and The Sporting News. Three players represented the Colts in the Pro Bowl, including QB-Andrew Luck, OLB-Robert Mathis and WR-Reggie Wayne. In his rookie season, Luck led the Colts to the most wins by a No. 1 overall draft pick in NFL history while setting the most passing yards (4,374), attempts (627) and 300-yard passing games (six) by a rookie in NFL history.

Indianapolis concluded the 2013 campaign with an 11-5 regular season record, while earning its first AFC South Division title since 2010. The team also won its first playoff game since 2009 after defeating the Kansas City Chiefs in an AFC Wild Card meeting, 45-44, which was the second-largest comeback in NFL postseason history. The Colts tallied a perfect 6-0 division record and became the first NFL team to finish a season with the least amount of turnovers (14) and penalties (66) since 2002. Three players including outside linebacker Robert Mathis, quarterback Andrew Luck and long snapper Matt Overton were named to the Pro Bowl. Mathis led the NFL and set a career-high with 19.5 sacks, earning the inaugural Deacon Jones Award. He also became the franchise all-time sack leader (111.0) en route to Associated Press First Team NFL All-Pro honors.

In 60 years of National Football League competition, the Colts have achieved a 495-442-7 record, including four world championships and 20 conference or division titles.





ADMINISTRATION

COACHING
STAFF

FOOTBALL
OPERATIONS

BUSINESS
OPERATIONS

PLAYERS

2013 SEASON
IN REVIEW

COLTS
HISTORY

RECORDS

COLTS IN THE
COMMUNITY

In Memoriam



Robert Irsay

March 5, 1923 – January 14, 1997



Harriet P. Irsay

June 9, 1921 – July 11, 2008



HALL OF FAME COLTS

*Three or more seasons as a member of the Colts



ART DONOVAN

DT 6-3 265 Boston College
(Colts: 1953-1961, Inducted: 1968)

- First Colts Hall of Fame inductee who also played with Baltimore (1950), the New York Yanks (1951) and the Dallas Texans (1952).
- Was All-Pro from 1954-1957 and played in five Pro Bowls.
- Born on June 5, 1925, in the Bronx, N.Y.
- Jersey number 70 retired.



GINO MARCHETTI

DE 6-4 245 San Francisco
(Colts: 1953-1964, 1966,
Inducted: 1972)

- Acclaimed as greatest defensive end in pro football history during induction to NFL's 50th Anniversary Team in 1969 and named to 75th Anniversary Team.
- Tabbed All-Pro from 1956-1964.
- Pro Bowl selection from 1954-1964, missing only the 1959 Pro Bowl following an ankle injury from the 1958 NFL Championship win over the New York Giants.
- Retired initially prior to 1964 season, but returned in 1966.
- Born on January 2, 1927, in Smithers, W. Va.
- Jersey number 89 retired.



RAYMOND BERRY

WR 6-2 187 SMU
(Colts: 1955-1967, Inducted: 1973)

- Caught 631 passes for 9,275 yards and 68 touchdowns receiving for career and retired as NFL's all-time reception leader.
- Was an All-Pro selection, led NFL in receptions from 1958-1960 and played in five Pro Bowls.
- Caught 12 passes for 178 yards in 1958 NFL Championship win over the New York Giants.
- Member of NFL's 75th Anniversary Team.
- Born on February 27, 1933, in Corpus Christi, Texas.
- Jersey number 82 retired.



JIM PARKER

G/T 6-3 272 Ohio State
(Colts: 1957-1967, Inducted: 1973)

- Member of the Professional and National Football Foundation HOF.
- Named to modern all-time All-America collegiate team in 1969.
- Was All-Pro and played in Pro Bowl from 1958-1965 (eight consecutive years).
- Played in 139 consecutive games and into 1967 season before retiring.
- Named to NFL's 75th Anniversary Team.
- Born April 8, 1934, in Macon, Ga.
- Jersey number 77 retired.
- Passed away July 18, 2005.

ADMINISTRATION

COACHING
STAFFFOOTBALL
OPERATIONSBUSINESS
OPERATIONS

PLAYERS

2013 SEASON
IN REVIEWCOLTS
HISTORY

RECORDS

COLTS IN THE
COMMUNITY



HALL OF FAME COLTS (CONT)

ADMINISTRATION

COACHING
STAFFFOOTBALL
OPERATIONSBUSINESS
OPERATIONS

PLAYERS

2013 SEASON
IN REVIEWCOLTS
HISTORY

RECORDS

COLTS IN THE
COMMUNITY**LENNY MOORE**

RB/FL 6-1 190 Penn State
(Colts: 1956-1967, Inducted: 1975)

- Retired ninth all-time with 12,451 combined yards.
- Was club's career leading rusher with 1,069 carries for 5,174 yards and 63 touchdowns rushing.
- Totaled 363 catches for 6,039 yards and 48 touchdowns receiving in 143 career games.
- Had 678 career points on 113 touchdowns.
- Set NFL records with touchdowns in 18 consecutive games and 11 consecutive via the rush.
- Was 1956 Rookie of the Year and 1964 Comeback Player of the Year (20 touchdowns).
- Was All-Pro from 1958-1961, 1964 and played in six Pro Bowls.
- Born November 25, 1933, in Reading, Pa.
- Jersey number 24 retired.

**WEEB EWBANK**

Head Coach (Colts: 1954-1962,
Inducted: 1978)

- Led the Colts to World Championships in 1958 and 1959.
- Had 59-52-1 mark in club-record nine seasons as head coach.
- Led New York Jets to Super Bowl III win over Colts to become the only coach to post NFL and AFL Championships.
- Career mark was 130-129-7 during 20 seasons.
- Born on May 6, 1907, in Richmond, Ind.
- Passed away November 17, 1998.

**JOHN UNITAS**

QB 6-1 196 Louisville
(Colts: 1956-1972, Inducted: 1979)

- Ended 18-year career as NFL leader for passes attempted (5,186), completed (2,830), yards gained (40,239), most seasons with 3,000-plus yards (three), most games with 300-plus yards (26) and most touchdown passes (290).
- Had 62.9 postseason completion percentage and gained 1,177 yards in championship play.
- Only Colt to serve on 1958, 1959 and 1970 Championship teams.
- NFL records included most consecutive seasons leading NFL in touchdown passes (four) and most consecutive games with a scoring pass (47), one of sport's most remarkable feats.
- In 17 seasons with club, set 22 records.
- Was NFL MVP three times, played in 10 Pro Bowls (a Colt record) and was All-Pro from 1958-1959, 1964, 1965, 1967.
- Member of NFL's 75th Anniversary Team.
- Born on May 7, 1933, in Pittsburgh.
- Jersey number 19 retired.
- Passed away September 11, 2002.

**TED HENDRICKS**

LB 6-7 215 Miami
(Colts: 1969-1973, Inducted: 1990)

- Retired in 1983 as NFL leader with 215 consecutive games played (70 as Colt).
- Was four-time All-Pro pick who appeared in eight Pro Bowls.
- Was all-conference three times as Colt and eight times for career (1969-1983).
- Member of Colts' Super Bowl V squad.
- Member of NFL's 75th Anniversary Team.
- Had 25 career blocked kicks.
- Born on November 1, 1947, in Guatemala City, Guatemala.




HALL OF FAME COLTS (CONT)



JOHN MACKEY

TE 6-2 224 Syracuse
(Colts: 1963-1971, Inducted: 1992)

- Was the second Hall of Fame tight end inductee.
- Caught 331 passes for 5,236 yards and 38 touchdowns for Colts.
- Punishing blocker with speed.
- Was All-Pro from 1966-1968 and selected to five Pro Bowls, the first after his rookie season.
- Had 75-yard touchdown reception in Super Bowl V victory over Dallas.
- Member of NFL's 50th Anniversary Team.
- Born on September 21, 1941, in Queens borough of New York City.
- Passed away July 6, 2011.



DON SHULA

(Colts: 1953-1956, Head Coach: 1963-1969, Inducted: 1997)

- NFL's winningest head coach (328-156-6, regular season; 347-173-6, overall, 1963-95) stands tied as Colts' winningest head coach (71-23-4 regular season; 73-26-4, overall, 1963-1969).
- Only Colts Hall of Fame inductee to play and be head coach with club.
- Led Colts to winning records throughout tenure and to Super Bowl III.
- Joined Colts from Browns in historic 15-player trade in 1953.
- Born on January 4, 1930, in Painesville, Ohio.



ERIC DICKERSON

RB 6-3 220 SMU
(Colts: 1987-1991, Inducted: 1999)

- Totaled 1,258 carries for 5,194 yards and 32 touchdowns with Colts.
- Won NFL rushing title in 1988 with 1,659 yards.
- Had three 1,000-plus rushing seasons with Colts.
- Set NFL record with 2,105 rushing yards in 1984.
- Had 64 career 100-plus rushing games.
- Retired with 2,996 career rushes for 13,259 yards and 90 touchdowns in 146 games.
- Rushing yards were second in NFL history upon retirement.
- Was All-Pro 1983-1984, 1986-1988 and played in six Pro Bowls.
- Born September 2, 1960, in Sealy, Texas.




MARSHALL FAULK

RB 5-10 211 San Diego State
(Colts: 1994-1998, Inducted: 2011)

- Totaled 1,389 carries for 5,320 yards and 42 touchdowns rushing and 297 receptions for 2,804 yards and nine touchdowns receiving. Compiled 8,124 scrimmage yards with Colts.
- Had four 1,000-plus rushing seasons and one 2,000-plus scrimmage yards season with Colts.
- In his career, carried the ball 2,836 times for 12,279 yards and 100 touchdowns while adding 767 catches for 6,875 yards and 36 touchdowns receiving and 19,154 scrimmage yards in 176 career games.
- Was All-Pro 1994-1995, 1998-2001 and played in seven Pro Bowls (was rookie MVP).
- Born February 26, 1973, in New Orleans.

INDIANAPOLIS COLTS RING OF HONOR

ADMINISTRATION
STAFF
COACHING
FOOTBALL OPERATIONS
BUSINESS OPERATIONS
PLAYERS
2013 SEASON IN REVIEW
COLTS HISTORY
RECORDS
COLTS IN THE COMMUNITY



ROBERT IRSAY
Owner
(Colts: 1972-1997,
Inducted: 1996)

- First inductee into the Colts Ring of Honor.
- Purchased the Los Angeles Rams in 1972 and traded the franchise to Carroll Rosenbloom for the Baltimore Colts in July of that year.
- Moved the Colts to Indianapolis on March 28, 1984.
- Under Irsay's ownership, the Colts reached the playoffs six times and claimed four division titles.
- Born on March 5, 1923, in Chicago.
- Passed away January 14, 1997.



BILL BROOKS
WR 6-0 188 Boston
(Colts: 1986-1992,
Inducted: 1998)

- First player inducted into the Colts Ring of Honor.
- Caught 411 passes for 5,818 yards and 28 touchdowns during his time with the Colts.
- Was the team's top receiver in five of his seven seasons with the Colts.
- Tallied six straight seasons (1986-1991) with 50-plus receptions.
- Totaled 65 receptions for a career-high 1,131 yards and eight touchdowns his rookie season, which all remain Colts rookie records.
- Recorded an 84-yard touchdown reception, which stands as the second-longest rookie reception in franchise history.
- Worked in the Colts front office following the completion of his playing career.



TED MARCHIBRODA
Head Coach
(Colts: 1975-1979, 1992-1995, Inducted: 2000)

- First head coach inducted into the Colts Ring of Honor.
- Compiled a 71-67 (.514) record in nine years with the Colts.
- Clinched three AFC Eastern Division titles and four postseason appearances.
- Served as a radio color commentator for the Colts from 1999-2006.
- Born on March 15, 1931, in Franklin, Pa.



CHRIS HINTON
G 6-4 300 Northwestern
(Colts: 1983-1989,
Inducted: 2001)

- Second player inducted into the Colts Ring of Honor.
- Started 93-of-94 games during his seven seasons with the Colts.
- Earned six of his seven Pro Bowl selections as a member of the Colts.
- Helped block for four 1,000-yard Colts rushers.
- Born on July 31, 1961, in Chicago.



JIM HARBAUGH
QB 6-3 215 Michigan
(Colts: 1994-1997, Inducted: 2005)

- Third player inducted into the Colts Ring of Honor.
- In 53 games (46 starts), completed 746-of-1,230 passes (60.7%) for 8,705 yards, 49 touchdowns and 26 interceptions for an 86.6 passer rating.
- Completed 61-of-119 passes for 688 yards, five touchdowns and three interceptions in four postseason games.
- Achieved career highs in touchdown passes (17), completion percentage (63.7) and passer rating (100.7) in 1995, which earned him Pro Bowl, Comeback Player of the Year and AFC Player of the Year honors.

INDIANAPOLIS COLTS RING OF HONOR (CONT)



12TH MAN

Fans
(Colts: 1953-Present,
Inducted: 2007)

- The best and loudest fans in the NFL.
- Enter the 2014 campaign with 10-straight sellout seasons.



TONY DUNGY

Head Coach
(Colts: 2002-2008,
Inducted: 2010)

- Second head coach inducted into the Colts Ring of Honor.
- Winningest coach in Colts history with an 85-27 (.759) record over his seven seasons with the team.
- Led the Colts to victory in Super Bowl XLII, the team's second Super Bowl in franchise history.
- Finished with 10-or-more wins and made the playoffs every year with the team.
- Captured five AFC South Division titles.
- Born on October 6, 1955, in Jackson, Mich.



MARVIN HARRISON

WR 6-0 185 Syracuse
(Colts: 1996-2008,
Inducted: 2011)

- Fourth player inducted into the Colts Ring of Honor.
- Holds franchise career records for receptions (1,102), receiving yards (14,580), receiving touchdowns (128) and 100-yard receiving games (59).
- Also holds single-season club records for receptions (143 in 2002), receiving yards (1,722 in 2002), receiving touchdowns (15 in 2001 & 2004) and 100-yard receiving games (10 in 2002).
- Ranks third in NFL history in receiving touchdowns and sixth in receiving yards.
- Eight-time Pro Bowl and Associated Press All-Pro selection (1999-2006), two-time NFL receptions leader (2000, 2002) and receiving yards leader (1999, 2002).
- Member of the NFL All-Decade Team (2000-2009).
- Named AFC Offensive Player of the Month three times and AFC Offensive Player of the Week twice.



EDGERRIN JAMES

RB 6-0 219 Miami (Fla.)
(Colts: 1999-2005,
Inducted: 2012)

- Fifth player inducted into the Colts Ring of Honor.
- Holds franchise career records in rushing attempts (2,188), rushing yards (9,226), 100-yard rushing games (49) and rushing touchdowns (64).
- Also set club records for rushing yards in a season (1,709 in 2000) and in a game (219 on 10/15/00).
- Totaled 369 rushing attempts for 1,553 yards, 13 touchdowns and 10 100-yard rushing games his rookie season, which all remain Colts rookie records.
- Four-time Pro Bowl (1999-2000, 2004-2005) selection.
- Member of the NFL All-Decade Team (2000-2009).
- Named NFL Rookie of the Month twice, AFC Offensive Player of the Month three times and AFC Offensive Player of the Week six times.

INDIANAPOLIS COLTS RING OF HONOR (CONT)

ADMINISTRATION
 COACHING STAFF
 FOOTBALL OPERATIONS
 BUSINESS OPERATIONS
 PLAYERS
 2013 SEASON IN REVIEW
COLTS HISTORY
 RECORDS
 COLTS IN THE COMMUNITY



ERIC DICKERSON
RB 6-3 220
Southern Methodist
(Colts: 1987-1991,
Inducted: 2013)

- Sixth player inducted into the Colts Ring of Honor.
- Totaled 1,258 rushing attempts for 5,194 yards and 32 touchdowns while adding 138 receptions for 1,082 yards and three touchdowns during his career with the Colts.
- Posted three consecutive 1,000-yard rushing seasons in his first three years with the team.
- In 1988, won the NFL rushing title after recording 1,659 yards to go along with 14 touchdowns. Claimed four NFL rushing titles during his NFL career (1983-86, 1988).
- Set an NFL single-season record with 2,105 rushing yards in 1984.
- Earned three of his six career Pro Bowls (1987-89) and two of his five career All-Pro (1987-88) selections during his time with the Colts.
- Ranks second in Colts history in career 100-yard rushing games (24), fourth in rushing attempts and yards and eighth in rushing touchdowns.
- Is the NFL's seventh-leading rusher all-time and was inducted into the Pro Football Hall of Fame in 1999.



MARSHALL FAULK
RB 5-10 211
San Diego State
(Colts: 1994-1998,
Inducted: 2013)

- Seventh player inducted into the Colts Ring of Honor.
- During his five years with the Colts (1994-98), compiled 1,389 carries for 5,320 yards and 42 touchdowns while adding 297 catches for 2,804 yards and nine touchdowns.
- Totaled 8,124 scrimmage yards and 51 total touchdowns with the Colts.
- Posted four 1,000-yard rushing seasons (1994-95, 1997-98) with the Colts, including one season (1998) with over 2,000 scrimmage yards.
- Earned three of his seven career Pro Bowls (1994-95, 1998) and three of his six career All-Pro (1994-95, 1998) selections during his time with the Colts.
- Was named the NFL Offensive Rookie of the Year in 1994, was a three-time NFL Offensive Player of the Year (1999-2001) and was the NFL MVP in 2000.
- Ranks third in franchise history in career rushing attempts and yards and fourth in rushing touchdowns and 100-yard rushing performances (14).
- Is the first player in NFL history to gain 2,000 yards from scrimmage in four straight seasons (1998-2001) and the second to eclipse the 1,000-yard mark in both rushing and receiving in the same season (1999).
- Is the league's 10th-leading rusher all-time and was inducted into the Pro Football Hall of Fame in 2011.



COLTS POSTSEASON GAMES

NFL CHAMPIONSHIP – DEC. 28, 1958 YANKEE STADIUM

BALTIMORE 23, NEW YORK 17 – Quarterback Johnny Unitas took the Colts 80 yards in 13 plays, the last a one-yard carry by Alan Ameche through the right side of the Giant line at 8:15 of “sudden-death” overtime. The regulation game ended 17-17 when Baltimore’s Steve Myhra booted a 20-yard field goal seconds from the gun. It has been called “The Greatest Game Ever Played” and the 64,185 who watched it at Yankee Stadium agree.

	1	2	3	4	OT	F
Baltimore	0	14	0	3	6	23
New York	3	0	7	7	0	17



The Colts and Giants battle in “The Greatest Game Ever Played.”

NFL CHAMPIONSHIP – DEC. 27, 1959 BALTIMORE MEMORIAL STADIUM

BALTIMORE 31, NEW YORK 16 – The Giants led 9-7 after three periods by virtue of three field goals by Pat Summerall, but Baltimore’s crack defensive backfield took charge in the first quarter, three times making interceptions that resulted in scores. Colt quarterback Johnny Unitas scored one touchdown and passed for two before a home crowd of 57,545 in Memorial Stadium.

	1	2	3	4	F
New York	3	3	3	7	16
Baltimore	7	0	0	24	31

NFL CHAMPIONSHIP – DEC. 27, 1964 CLEVELAND STADIUM

CLEVELAND 27, BALTIMORE 0 – Both teams drew blanks in the first half, but the Browns nailed down the World Championship with a 17-point third quarter. Quarterback Frank Ryan and fullback Jim Brown made the Cleveland attack click, as it rolled up 20 first downs to Baltimore’s 11 and outgained the Colts, 339 to 181 yards. Ryan completed 11-of-18 passes for 206 yards and three touchdowns – all to end Gary Collins from distances of 18, 42 and 51 yards, while the brilliant Brown bulled for 114 yards on 27 shots as Cleveland controlled the ball. Attendance was 79,544.

	1	2	3	4	F
Baltimore	0	0	0	0	0
Cleveland	0	0	17	10	27

NFL WESTERN DIVISION PLAYOFF – DEC. 26, 1965 LAMBEAU FIELD

GREEN BAY 13, BALTIMORE 10 – A courageous effort by the undermanned Colts was doomed by a pair of Don Chandler field goals – one with 1:58 remaining from 22 yards to tie the score and a second of 25 yards to conclude 13:39 of “sudden-death” action. The Colts had jumped ahead 7-0, after 21 seconds of play when Don Shinnick scooped up Bill Anderson’s fumble and trudded 25 yards to the end zone. They protected their edge tenaciously until the finish as Tom Matte went the route at quarterback, rushing for 57 yards and passing for 40. Zeke Bratkowski, subbing for the injured Bart Starr, completed 22-of-39 aeriels for 248 yards. The Packers ran 81 plays to the Colts’ 59 and led in first downs, 23-9. Attendance was 50,484.

	1	2	3	4	OT	F
Baltimore	7	3	0	0	0	10
Green Bay	0	0	7	3	3	13

NFL PLAYOFF – DEC. 22, 1968 BALTIMORE MEMORIAL STADIUM

BALTIMORE 24, MINNESOTA 14 – It was a cold, rainy day when the Colts won the Western Conference Championship. The Vikings provided some uncomfortable moments after the Colts obtained a big lead. It was not until late in the first half that the Colts were able to nab a 7-0 lead on Earl Morrall’s pass to Tom Mitchell after Willie Richardson’s diving catch of a 33-yard aerial put the ball at the three. John Mackey’s touchdown reception and Mike Curtis’ 60-yard return of a fumble made it 21-0 after three quarters. Viking quarterback Joe Kapp fired touchdown passes to Bill Martin and Bill Brown before time expired. Attendance was 60,238.

	1	2	3	4	F
Minnesota	0	0	0	14	14
Baltimore	0	7	14	3	24

NFL CHAMPIONSHIP – DEC. 29, 1968 CLEVELAND STADIUM

BALTIMORE 34, CLEVELAND 0 – After a scoreless first period, Baltimore’s Tom Matte scored two of his record-tying three touchdowns in a 17-point Colts’ second quarter. Meanwhile, the capacity crowd of 80,628 saw the Browns held scoreless for only the second time in the club’s history as the Colts registered their fourth shutout of the season.

	1	2	3	4	F
Baltimore	0	17	7	10	34
Cleveland	0	0	0	0	0



RB-Tom Matte



SUPER BOWL III – JAN. 12, 1969

MIAMI ORANGE BOWL

NEW YORK JETS 16, BALTIMORE 7 – Attendance 75,337. Jets' quarterback Joe Namath "guaranteed" victory before the game, then led the AFL to its first Super Bowl victory over a Baltimore team that had lost one-of-16 games all season. Namath completed 17-of-28 passes for 206 yards and directed a steady attack that dominated the NFL champions after the Jets defense had intercepted Colts quarterback Earl Morrall three times in the first half. The Jets had 337 total yards, including 121 yards rushing by Matt Snell. Johnny Unitas, who had missed most of the season with a sore elbow, came off the bench and led Baltimore to its only touchdown late in the fourth quarter after New York led, 16-0.

	1	2	3	4	F
New York (AFL)	0	7	6	3	16
Baltimore (NFL)	0	0	0	7	7

AFC PLAYOFF – DEC. 26, 1970
BALTIMORE MEMORIAL STADIUM

BALTIMORE 17, CINCINNATI 0 – Attendance 51,127. Johnny Unitas connected with touchdown passes to Roy Jefferson and Ed Hinton and led the Colts into the AFC title game by defeating Cincinnati. The Baltimore defense came through on a cold, windy day and limited Cincinnati to 63 yards rushing and 76 yards passing. Norm Bulaich picked up 116 yards on 25 carries. Jim O'Brien connected with a 44-yard field goal and missed one from the same distance. A 49-yard field goal try by Horst Muhlmann was blocked by Ray May. Mike Curtis made the game's only interception, picking off one of Virgil Carter's fourth quarter passes, to set up an eventual final Colts score.

	1	2	3	4	F
Cincinnati	0	0	0	0	0
Baltimore	7	3	0	7	17

AFC CHAMPIONSHIP – JAN. 3, 1971
BALTIMORE MEMORIAL STADIUM

BALTIMORE 27, OAKLAND 17 – Attendance 56,368. Johnny Unitas' passing and play calling, and the running of rookie Norm Bulaich powered the Colts to the AFC Championship. Bulaich scored twice and Unitas picked up 245 yards on 11 completions, with his key one coming in the fourth quarter on a 68-yard touchdown reception by Ray Perkins out of a formation with four wide receivers. George Blanda threw touchdown passes to Fred Biletnikoff and Warren Wells but was intercepted three times. Ed Hinton caught five passes for 11 yards.

	1	2	3	4	F
Oakland	0	3	7	7	17
Baltimore	3	7	10	7	27



Jim O'Brien splits the uprights with five seconds remaining to seal the Colts first Super Bowl victory.

SUPER BOWL V – JAN. 17, 1971

MIAMI ORANGE BOWL

BALTIMORE 16, DALLAS 13 – Attendance 79,204. Colts rookie Jim O'Brien climaxed one of the zaniest professional football games ever played by lofting a 32-yard field goal through the uprights with five seconds left to give Baltimore a 16-13 Super Bowl win. The brutal defensive struggle resulted in 11 turnovers, which prevented a fluid, artistic performance but contributed to the drama of the contest. Dallas nearly put the game away early in the third period when, leading 13-6, the Cowboys recovered Jim Duncan's fumble on the second half kickoff and zipped to the Colts' two. Duane Thomas, however, fumbled on the next play. Rick Volk provided Baltimore with the opportunity to tie halfway through the fourth period when he intercepted Craig Morton on the Dallas 33 and returned it to the three. Tom Nowatzke scored and it was 13-13. Mike Curtis intercepted another Morton pass on the Dallas 41 in the final minute and ran it back to the 28. The Colts stopped the clock with nine seconds left and O'Brien made history. Morton's desperation pass on the final play of the game was intercepted by Jerry Logan.

	1	2	3	4	F
Baltimore (AFC)	0	6	0	10	16
Dallas (NFC)	3	10	0	0	13

AFC PLAYOFF – DEC. 26, 1971
CLEVELAND STADIUM

BALTIMORE 20, CLEVELAND 3 – Attendance 74,082. Don Nottingham, playing for the injured Norm Bulaich, scored two touchdowns and rushed for 92 yards, while Baltimore's strong defense dominated play in a 20-3 victory over the Browns. Jim O'Brien added two field goals for the Colts and Don Cockroft, who had two kicks blocked by Bubba Smith, produced Cleveland's only points. Rick Volk intercepted two of Bill Nelsen's passes and Charlie Stukes picked off a third. Johnny Unitas blended the strong running of Nottingham with passes to his favorite target, tight end Tom Mitchell, who caught five for 73 yards.

	1	2	3	4	F
Baltimore	0	14	3	3	20
Cleveland	0	0	3	0	3

AFC CHAMPIONSHIP – JAN. 2, 1972
MIAMI ORANGE BOWL

MIAMI 21, BALTIMORE 0 – Attendance 75,629. The Colts, despite playing without starting running backs Norm Bulaich and Tom Matte, compiled 302 yards to Miami's 286, but were damaged by the Dolphins' big plays – Bob Griese's 75-yard touchdown pass to Paul Warfield in the first period and Dick Anderson's 62-yard interception return for a touchdown in the third quarter. Larry Csonka carried five yards for a fourth quarter touchdown for Miami. Johnny Unitas completed 20-of-36 passes for 224 yards, but the Colts were shutout for the first time since Dec. 5, 1965.

	1	2	3	4	F
Baltimore	0	0	0	0	0
Miami	7	0	7	7	21

AFC PLAYOFF – DEC. 27, 1975
THREE RIVERS STADIUM

PITTSBURGH 28, BALTIMORE 10 – Attendance 49,053. The Colts kept the game close with the defending Super Bowl champions until the final period, even without the services of



starting quarterback Bert Jones. Jones sustained a severe bruise to his throwing arm on the first offensive series and was unable to return until the fourth quarter. Backup Marty Domres generated a second quarter score with a five-yard touchdown toss to Glenn Doughty. The Colts trailed 14-10 after three quarters before Pittsburgh's Terry Bradshaw scored on a two-yard run midway through the final period. Andy Russell iced the victory in the final two minutes when he returned a Jones fumble 93 yards.

	1	2	3	4	F
Baltimore	0	7	3	0	10
Pittsburgh	7	0	7	14	28

AFC PLAYOFF – DEC. 19, 1976 BALTIMORE MEMORIAL STADIUM

PITTSBURGH 40, BALTIMORE 14 – Attendance 60,020. The Colts were playing "catch-up" ball all afternoon as the Steelers struck early and often. On the third play of the game, Pittsburgh stunned the Colts defense with a 76-yard touchdown bomb from Terry Bradshaw to Frank Lewis. Baltimore countered with a first quarter Bert Jones touchdown pass to Roger Carr covering 17 yards, but it would be the Colts' only score until the final period. A 60-yard kickoff return by Theo Bell and a 50-yard Franco Harris run were key plays in building the Steelers' 26-7 halftime lead. The Pittsburgh offense amassed 526 total yards as Bradshaw threw for 264 and Harris picked up 132 on the ground.

	1	2	3	4	F
Pittsburgh	9	17	0	14	40
Baltimore	7	0	0	7	14

AFC PLAYOFF – DEC. 24, 1977 BALTIMORE MEMORIAL STADIUM

OAKLAND 37, BALTIMORE 31 – Attendance 60,763. In one of the longest football games ever played, the Colts and Raiders needed six quarters to decide their AFC playoff game. An Errol Mann 22-yard field goal with only 26 seconds left in regulation tied the game at 31. After a scoreless fifth quarter, Oakland ended the game when Ken Stabler hit Dave Casper for a 10-yard score. The lead changed hands nine times throughout the game. The Colts had some outstanding individual efforts in all facets of the game. Ron Lee came off the bench to rush for 46 yards and two touchdowns on 11 carries. Bruce Laird intercepted two passes and returned one 61 yards for a touchdown. Marshall Johnson raced 87 yards with a kickoff for a score.

	1	2	3	4	OT	OT	F
Oakland	7	0	14	10	0	6	37
Baltimore	0	10	7	14	0	0	31

AFC PLAYOFF – JAN. 9, 1988 CLEVELAND STADIUM

CLEVELAND 38, INDIANAPOLIS 21 – Attendance 79,838. In the franchise's first playoff game in Indianapolis, the Colts and Browns traded first half touchdowns before Cleveland seized control with 17 unanswered second-half points on the way to a 38-21 win. Cleveland held a slight edge (404-315) in net yards and held running back Eric Dickerson to 50 yards on 15 rushes. Bernie Kosar was 20-of-31 for 229 yards and three scores, while Jack Trudeau hit 21-of-33 tosses for 251 yards and two touchdowns.

	1	2	3	4	F
Indianapolis	7	7	0	7	21
Cleveland	7	7	7	17	38

AFC WILDCARD – DEC. 31, 1995 SAN DIEGO JACK MURPHY STADIUM

INDIANAPOLIS 35, SAN DIEGO 20 – Attendance 61,182. The Colts posted their first playoff win since 1971 as Jim Harbaugh tossed two scoring passes and ran for a touchdown, while rookie Zack Crockett set a club playoff rushing mark with 147 yards on 13 carries. The Colts made the sixth lead change of the game stand when Harbaugh hit Sean Dawkins on a 42-yard touchdown pass late in the third quarter. Crockett, who tallied a 33-yard touchdown first-half rush, burst for a 66-yard touchdown dash in the final quarter to decide the outcome. The Colts intercepted Stan Humphries four times. Crockett was one-of-12 Colts not born when the team last won a playoff game.

	1	2	3	4	F
Indianapolis	0	14	7	14	35
San Diego	3	7	7	3	20

AFC PLAYOFF – JAN. 7, 1996 ARROWHEAD STADIUM

INDIANAPOLIS 10, KANSAS CITY 7 – Attendance 77,594. The Colts topped the AFC top-seeded Chiefs, 10-7, when Lin Elliott's 42-yard field goal was wide left with :37 remaining. Jim Harbaugh guided the club on a marathon 18-play, 77-yard second-quarter march to tie the contest with a five-yard touchdown toss to Floyd Turner. The Colts pirated three Kansas City passes, one by Ashley Ambrose that set up a 30-yard Cary Blanchard third quarter field goal. Fourth-quarter interceptions by Quentin Coryatt and Eugene Daniel helped spoil the Chiefs' 8-0 home mark. The game was played in 11-degree weather with a wind chill of -9 degrees. The win tied Ted Marchibroda with Don Shula as the winningest head coach in club history.

	1	2	3	4	F
Indianapolis	0	7	3	0	10
Kansas City	7	0	0	0	7

AFC CHAMPIONSHIP - JAN. 14, 1996 THREE RIVERS STADIUM

PITTSBURGH 20, INDIANAPOLIS 16 – Attendance 61,062. In one of the most compelling AFC Championship Games, the Colts title bid ended when a Jim Harbaugh desperation end zone pass at the gun eluded the grasp of Aaron Bailey. The game stood 13-9 in Pittsburgh's favor in the final quarter when Harbaugh hit Floyd Turner on a 47-yard touchdown strike with 8:46 to go. Unable to run out the clock, the Colts punted to Pittsburgh with 3:03 remaining. Neil O'Donnell teamed with Ernie Mills on a 37-yard pass to the Colts one, where Bam Morris tallied with 1:34 left. Harbaugh marched the Colts from their 15 to the Steelers 29 with :05 left before his final pass fell incomplete.

	1	2	3	4	F
Indianapolis	3	3	3	7	16
Pittsburgh	3	7	3	7	20

AFC WILDCARD – DEC. 29, 1996 THREE RIVERS STADIUM

PITTSBURGH 42, INDIANAPOLIS 14 – Attendance 58,078. Pittsburgh rushed for 231 yards and five touchdowns to eliminate the Colts from the playoffs, 42-14. Eugene Daniel's 59-yard interception return for a touchdown and Aaron Bailey's nine-yard touchdown reception from Jim Harbaugh (12-32-134, 1 TD/INT) gave the Colts a 14-13 halftime lead. Pittsburgh exploited Indianapolis on the ground, rolling to a 190-yard advantage. The game turned in the third quarter with a 91-yard touchdown drive by Pittsburgh. The Steelers tallied 21 points in the final quarter. It was the first time the Colts made the playoffs in consecutive seasons since 1975-77.



	1	2	3	4	F
Indianapolis	0	14	0	0	14
Pittsburgh	10	3	8	21	42

AFC DIVISIONAL – JAN. 16, 2000 RCA DOME

TENNESSEE 19, INDIANAPOLIS 16 – Attendance 57,097. A 9-6 field goal struggle through 30 minutes turned to Tennessee's advantage early in the third period on Eddie George's (26-162, 1 TD) 68-yard touchdown rush. The Titans pushed the count to 19-9 on four AI Del Greco field goals, while the Colts were held in check on offense. Peyton Manning (19-43-227) scored on a 15-yard touchdown rush with 1:51 left, but the Colts could threaten no further. The Colts were out-rushed 197-78, and Manning was under pass rush pressure throughout the game. This was the club's first playoff game as hosts since 1977.

	1	2	3	4	F
Tennessee	0	6	7	6	19
Indianapolis	3	6	0	7	16

AFC WILDCARD – DEC. 30, 2000 PRO PLAYER STADIUM

MIAMI 23, INDIANAPOLIS 17 – Attendance 73,193. Indianapolis surrendered a 14-0 lead in dropping a 23-17 overtime decision at Miami. Mike Vanderjagt hit field goals of 32, 26 and 50 yards, but missed from 49 yards 5:44 into overtime. Peyton Manning was 17-32-194, 1 TD and Edgerrin James was 21-107 rushing, but the Colts defense yielded 258 rushing yards. Lamar Smith's (40-209, 2 TDs) 17-yard touchdown rush 11:26 into overtime decided the contest.

	1	2	3	4	OT	F
Indianapolis	3	11	0	3	0	17
Miami	0	0	7	10	6	23

AFC WILDCARD – JAN. 4, 2003 GIANTS STADIUM

NEW YORK JETS 41, INDIANAPOLIS 0 – Attendance 78,524. The Jets bolted to a 24-0 halftime lead and added 17 second half points to post a 41-0 win. Chad Pennington (19-25-222, 3 TDs) hit three scoring passes, while LaMont Jordan was 20-102, 2 TDs. Peyton Manning was 14-31-137, 2 INTs, while the Colts rushed 14-52. Marvin Harrison was 4-47 receiving.

	1	2	3	4	F
Indianapolis	0	0	0	0	0
New York	7	17	10	7	41

AFC WILDCARD – JAN. 4, 2004 RCA DOME

INDIANAPOLIS 41, DENVER 10 – Attendance 56,586. The Colts scored on their first seven possessions behind Peyton Manning (22-26-377, 5 TDs) to post the franchise's first home playoff win since 1971. Manning set the club playoff record for touchdown passes. He teamed with Marvin Harrison (46t, 23t) and Brandon Stokley (31t, 87t) on scoring plays. The Colts scored 31 first half points to spur the win.

	1	2	3	4	F
Denver	3	0	0	7	10
Indianapolis	14	17	10	0	41

AFC DIVISIONAL – JAN. 11, 2004 ARROWHEAD STADIUM

INDIANAPOLIS 38, KANSAS CITY 31 – Attendance 79,159. Indianapolis scored on six-of-eight possessions to defeat Kansas City. Peyton Manning was 22-30-304, 3 TDs, while Edgerrin James was 26-125, 2 TDs rushing (11t, 1t). The Colts led throughout the contest, amassing 31 of their points in the first three quarters. Indianapolis netted 434 yards and did not punt for the second consecutive playoff game. Marvin Harrison (6-98), Reggie Wayne (6-83, 1 TD; 19t) and Brandon Stokley (4-57, 1 TD; 29t) had big days. Priest Holmes rushed 24 times for 176 yards and two rushing touchdowns for the Chiefs.

	1	2	3	4	F
Indianapolis	14	7	10	7	38
Kansas City	3	7	14	7	31

AFC CHAMPIONSHIP – JAN. 18, 2004 GILLETTE STADIUM

NEW ENGLAND 24, INDIANAPOLIS 14 – Attendance 68,436. New England opened up a 15-0 halftime lead in topping the Colts in the conference title bout. Adam Vinatieri booted field goals of 31, 25, 27, 21 and 34 yards to help provide the difference. Edgerrin James' two-yard touchdown third quarter rush brought the Colts within eight points. Indianapolis scored on a seven-yard Marcus Pollard reception with 2:27 left, but one final Colts possession failed. New England sacked Peyton Manning four times and intercepted four passes in a contest played in snowy conditions and 32-degree weather.

	1	2	3	4	F
Indianapolis	0	0	7	7	14
New England	7	8	6	3	24

AFC WILDCARD – JAN. 9, 2005 RCA DOME

INDIANAPOLIS 49, DENVER 24 – Attendance 56,609. The Colts took a 35-3 halftime lead in beating Denver, 49-24. Peyton Manning (27-33-458, 4 TDs/1 INT.), passed for 361 yards and three scores in the first half, while Reggie Wayne (10-221, 2 TDs; 35t, 43t) set the club's single-game playoff mark for reception yards. Indianapolis produced 396 of its 530 net yards in the opening half. Manning and Edgerrin James (18-63, 1 TD) had two of the club's three rushing touchdowns. The Colts 49 points established a club playoff record.

	1	2	3	4	F
Denver	0	3	14	7	24
Indianapolis	14	21	0	14	49

AFC DIVISIONAL – JAN. 16, 2005 GILLETTE STADIUM

NEW ENGLAND 20, INDIANAPOLIS 3 – Attendance 68,756. Controlling the ball for 37:43 of the contest, including 21 of the game's final 30 minutes, New England posted a 20-3 victory over the Colts. The Patriots gained a 6-3 halftime lead as Adam Vinatieri (24, 31) and Mike Vanderjagt (23) had second quarter field goals. Tom Brady (18-27-144, 1 TD) later guided 87- and 94-yard touchdown drives, aided by Corey Dillon (23-144). The Patriots defense forced three turnovers and limited the Colts to 46 rushing yards. Peyton Manning was 27-42-238, 1 INT., but New England amassed 210 rushing yards.

	1	2	3	4	F
Indianapolis	0	3	0	0	3
New England	0	6	7	7	20



AFC DIVISIONAL— JAN. 15, 2006

RCA DOME

PITTSBURGH 21, INDIANAPOLIS 18 — Attendance 57,449. Pittsburgh assumed a 7-0 lead on its first possession and grew the lead to 21-3 entering the fourth quarter, then withstood a late Colts charge to win 21-18. Indianapolis overcame a sluggish start to have a final chance to force overtime as Peyton Manning (22-38-290, 1 TD) marched the Colts back into contention. Manning hit Dallas Clark on a 50-yard touchdown pass early in the final period, then Edgerrin James tallied on a three-yard touchdown rush with 4:24 left to mount the charge. Nick Harper returned a late fumble 35 yards to give the Colts one final chance. The club moved to the Pittsburgh 28, but Mike Vanderjagt was wide right with a 46-yard field goal with :17 remaining.

	1	2	3	4	F
Pittsburgh	14	0	7	0	21
Indianapolis	0	3	0	15	18

AFC WILDCARD — JAN. 6, 2007

RCA DOME

INDIANAPOLIS 23, KANSAS CITY 8 — Attendance 57,215. Indianapolis scored the initial 16 points and held Kansas City without a first down for the game's opening 42 minutes in posting a 23-8 win. Adam Vinatieri (48, 19, 50) hit three field goals and Joseph Addai (25-122, 1 TD) tallied on a six-yard touchdown burst before Peyton Manning (30-38-268, 1 TD/3 INTS.) hit Reggie Wayne on a five-yard touchdown strike early in the fourth quarter. Indianapolis produced four sacks and three takeaways, while allowing 44 yards on 17 rushes. Indianapolis out-gained Kansas City, 435-126, including 188-44 on the ground, marking the fewest net yards and rushing yards allowed in club playoff history.

	1	2	3	4	F
Kansas City	0	0	8	0	8
Indianapolis	6	3	7	7	23

AFC DIVISIONAL — JAN. 13, 2007

M&T BANK STADIUM

INDIANAPOLIS 15, BALTIMORE 6 — Attendance 71,162. Adam Vinatieri's five field goals (23, 42, 51, 38, 35) helped produce a 15-6 win at Baltimore. The Colts scored seven minutes into the game and moved to a 9-3 halftime lead in a contest they never trailed. Vinatieri's final field goal with :23 remaining sealed the win, set a club playoff record and tied the league mark he already shared with six other kickers. Peyton Manning was 15-30-170, 2 INTS. Indianapolis had 100 rushing yards, while the Ravens amassed 83. A resilient Colts defense produced two sacks and four takeaways.

	1	2	3	4	F
Indianapolis	6	3	3	3	15
Baltimore	0	3	0	3	6

AFC CHAMPIONSHIP — JAN. 21, 2007

RCA DOME

INDIANAPOLIS 38, NEW ENGLAND 34 — Attendance 57,433. Erasing an 18-point deficit with a 32-point second half flurry, the Colts captured the AFC Championship, 38-34, over New England. Peyton Manning (27-47-349, 1 TD/INT.) scored on a one-yard touchdown rush, tossed a one-yard touchdown pass and guided the club to 17 fourth quarter points. Indianapolis had 455 net yards, with second half scoring drives of 76, 76, 67, 59 and 80 yards. Joseph Addai's three-yard touchdown rush with 1:00 left was the winning score. Adam Vinatieri hit field goals of 42, 26 and 36 yards, while Jeff Saturday (fumble

recovery) and Dan Klecko (one-yard touchdown reception) scored touchdowns. New England bolted to a 21-3 lead before the Colts produced the largest championship game comeback in NFL Super Bowl-era history. Indianapolis knotted the contest at 21-21, 28-28 and 31-31 during the comeback.

	1	2	3	4	F
New England	7	14	7	6	34
Indianapolis	3	3	15	17	38

SUPER BOWL XLI — FEB. 4, 2007

DOLPHIN STADIUM

INDIANAPOLIS 29, CHICAGO 17 — Attendance 74,512. The Colts earned a fourth World Championship in besting Chicago in Super Bowl XLI, 29-17. The Colts overcame a 14-6 second quarter deficit. Led by Peyton Manning (25-38-247, 1 TD/INT.), a rushing attack that produced 191 yards and a defense that surrendered only 11 first downs and 265 net yards while helping produce five turnovers, the Colts out-scored the Bears 23-3 over the game's final 41 minutes. Manning hit Reggie Wayne (2-61, 1 TD; 53t) for the club's first score. Dominic Rhodes tallied on a one-yard touchdown rush in the second quarter, and Indianapolis did not relinquish the lead. Adam Vinatieri added field goals of 29, 24 and 20 yards, then Kelvin Hayden's 56-yard touchdown interception return early in the fourth quarter provided the final points. Manning earned Most Valuable Player honors, becoming the first Colts Super Bowl MVP. Addai (10-66) set a Super Bowl reception mark for a running back.

	1	2	3	4	F
Indianapolis	6	10	6	7	29
Chicago	14	0	3	0	17

AFC DIVISIONAL— JAN. 13, 2008

RCA DOME

SAN DIEGO 28, INDIANAPOLIS 24 — Attendance 56,950. In a contest featuring six lead changes, San Diego took a 28-24 Divisional Playoff victory over Indianapolis. The Chargers were directed by Philip Rivers (14-19-264, 3 TDs/1 INT.) for the first three quarters and by Billy Volek (3-4-48/3-(-1), 1 TD rushing) for the final quarter. Volek's score proved to be the decisive tally. Peyton Manning was 33-48-402, 3 TDs/2 INTS, teaming on scoring plays with Reggie Wayne (7-76, 1 TD; 9t), Anthony Gonzalez (4-79, 1 TD; 55t) and Dallas Clark (6-95, 1 TD; 25t). Indianapolis suffered turnovers at the San Diego 22-, 11- and two-yard lines, and failed to convert a possession inside the 10 in the final three minutes.

	1	2	3	4	F
San Diego	0	7	14	7	28
Indianapolis	7	3	7	7	24

AFC WILDCARD — JAN. 3, 2009

QUALCOMM STADIUM

SAN DIEGO 23, INDIANAPOLIS 17 — Attendance 68,082. San Diego tied the contest on a 26-yard field goal in the final minute of regulation, then scored on an overtime-opening possession to top Indianapolis, 23-17. Darren Sproles produced 328 total yards (23-105, 2 TDs rushing; 9t, 22t/5-45 receiving/4-106 KOR/3-72 PR), and his second rushing touchdown settled the outcome. Peyton Manning was 25-42-310, 1 TD, combining with Dallas Clark (7-33), Anthony Gonzalez (6-97) and Reggie Wayne (4-129, 1 TD; 72t) to help keep the Colts in the hunt. Mike Scifres was 6-52.7, (six inside the 20) for the Chargers. Two first-half boots pinned the Colts deep and resulted in short touchdown drives. His final kick to the Colts one in the last three minutes set the stage for the tying score. Manning joined quarterbacks Brett Favre, Dan Marino, John Elway and Joe



Montana as the only players with 40,000-plus regular-season and 4,000-plus playoff passing yards.

	1	2	3	4	OT	F
Indianapolis	7	3	7	0	0	17
San Diego	0	14	0	3	6	23

**AFC DIVISIONAL – JAN. 16, 2010
LUCAS OIL STADIUM**

INDIANAPOLIS 20, BALTIMORE 3 – Attendance 67,535. Breaking a 3-3 tie with 14 points in the final two minutes of the second quarter, Indianapolis produced a 20-3 victory over Baltimore. The Colts and Ravens traded field goals on their first possessions in a game where touchdowns were a premium. Peyton Manning was 30-44-246, 2 TDs/1 INT., teaming with Austin Collie (4-52, 1 TD; 10T) and Reggie Wayne (8-63, 1 TD; 3T) for the scores that gave the Colts a cushion. Collie's score broke the tie, while Wayne's scoring reception came with :03 left in the first half as the Colts built a 17-3 lead. Matt Stover opened the game with a 44-yard field goal, and his 33-yard boot early in the fourth quarter provided the final points. Indianapolis forced four takeaways in the second half to earn the win. Reggie Wayne became the 11th player with 1,000-plus playoff reception yards. Indianapolis limited the potent Baltimore rushing attack to 87 yards. The attendance of 67,535 set a franchise record.

	1	2	3	4	F
Baltimore	3	0	0	0	3
Indianapolis	3	14	0	3	20

**AFC CHAMPIONSHIP – JAN. 24, 2010
LUCAS OIL STADIUM**

INDIANAPOLIS 30, NEW YORK JETS 17 – Attendance 67,650. Erasing an 11-point second quarter deficit by scoring the game's final 24 points, Indianapolis earned a 30-17 victory over the New York Jets in the AFC Championship Game. The Jets bolted to a 17-6 lead, but the Colts cut it to 17-13 just prior to the half. Then Indianapolis tallied 17 second half points to produce the victory. Peyton Manning was 26-39-377, 3 TDs, teaming with Pierre Garcon (11-151, 1 TD; 4T) and Austin Collie (7-123, 1 TD; 16T) on the majority of his completions. Dallas Clark (4-35, 1 TD) tallied on a 15-yard touchdown pass midway through the fourth quarter to give the club a 10-point lead, and the final of three Matt Stover fields goals (25, 19, 21) with 2:29 to play marked the game's final points. Manning produced his seventh career 300-plus playoff game. This marked the fourth time the club had two 100-plus receivers in a playoff game. Jim Caldwell became the fifth rookie head coach to reach the Super Bowl. The attendance of 67,650 set a franchise record. The Colts qualified for their fourth Super Bowl (III, V, XLI, XLIV), with all four of those contests played in Miami.

	1	2	3	4	F
New York	0	17	0	0	17
Indianapolis	0	13	7	10	30

**SUPER BOWL XLIV – FEB. 7, 2010
SUN LIFE STADIUM**

NEW ORLEANS 31, INDIANAPOLIS 17 – Attendance 74,059. Scoring the first 10 points of the game and with a chance to tie matters in the waning minutes, Indianapolis fell to New Orleans in Super Bowl XLIV, 31-17, at Sun Life Stadium in Miami Gardens, Fla. The Colts bolted to a 10-0 first quarter advantage on 53- and 96-yard scoring drives, the second one ending on a 19-yard touchdown pass from Peyton Manning (31-45-333, 1 TD/INT), to Pierre Garcon (5-66, 1 TD). New Orleans cut the

halftime deficit with two second quarter field goals by Garrett Hartley (46, 44, 47), with the 44-yarder coming at the gun. After recovering a second half-opening onside kick, Drew Brees (32-39-288, 2 TDs) hit Pierre Thomas on a 16-yard touchdown pass for a 13-10 Saints lead. Joseph Addai (13-77, 1 TD) tallied on a four-yard touchdown rush as the Colts took a 17-13 lead midway through the third quarter. Hartley's third boot later in the quarter cut the margin to 17-16. Brees hit Jeremy Shockey on a two-yard touchdown pass, and his two-point pass to Lance Moore with 5:42 left in the game gave New Orleans a 24-17 lead. A final Colts chance to square the title contest ended with Tracey Porter's 74-yard interception return for a touchdown with 3:12 left. Manning recorded his eighth career 300-plus postseason game. Super Bowl XLIV generated an average of 106.5 million viewers to become the most watched program in United States history. The contest was seen in-all-or-part by an estimated 153.4 million viewers.

	1	2	3	4	F
New Orleans	0	6	10	15	31
Indianapolis	10	0	7	0	17

**AFC WILDCARD – JAN. 8, 2011
LUCAS OIL STADIUM**

NEW YORK JETS 17, INDIANAPOLIS 16 – Attendance 65,332. A low-scoring, see-saw battle was settled at the final gun as Nick Folk booted a 32-yard field goal as the New York Jets topped the Colts, 17-16. Indianapolis earned 7-0, 10-7 and 16-14 leads, with the final one coming with :53 remaining on Adam Vinatieri's 50-yard field goal. Peyton Manning was 18-26-225 passing, finding Pierre Garcon (5-112, 1 TD; 5T) for the first score. LaDainian Tomlinson (16-82, 2 TDs) had two second-half one-yard touchdown rushes, tying the contest, then giving New York a 14-10 lead with 9:59 left. Vinatieri hit two other field goals (47, 32) and cut the deficit to 14-13 with 4:37 to go. The Jets rushed 38-169, while the Colts were 27-93.

	1	2	3	4	F
New York	0	0	7	10	17
Indianapolis	0	7	3	6	16

**AFC WILDCARD – JAN. 6, 2013
M&T BANK STADIUM**

BALTIMORE 24, INDIANAPOLIS 9 – Attendance 71,379. The Colts fell to the Baltimore Ravens by a 24-9 margin in an AFC Wild Card Playoff meeting at M&T Bank Stadium. Andrew Luck completed 28-of-54 passes for 288 yards and became the first quarterback selected No. 1 overall to start a postseason game as a rookie. Luck compiled the second-most passing yards by a rookie quarterback in a playoff game and set an NFL record for passing attempts (54) by a rookie in a single postseason game. Reggie Wayne led the team in receiving with nine catches for 114 yards. With nine catches, he improved to second all-time in postseason career receptions (92) and fourth in postseason career receiving yards (1,242). The Colts kept the game close at halftime as two Adam Vinatieri field goals cut Baltimore's lead to 10-6. Big plays held the Ravens momentum in the second half, however, as Dennis Pitta and Anquan Boldin each recorded touchdown receptions for 20 and 18 yards, respectively. Boldin led both teams in receiving with 145 yards while Bernard Pierce logged 103 rushing yards. Defensively for the Colts, Robert Mathis notched sack number 4.5 in his postseason career, while contributing with seven tackles.

	1	2	3	4	F
Indianapolis	0	6	3	0	9
Baltimore	0	10	7	7	24

ADMINISTRATION

COACHING STAFF

FOOTBALL OPERATIONS

BUSINESS OPERATIONS

PLAYERS

2013 SEASON IN REVIEW

COLTS HISTORY

RECORDS

COLTS IN THE COMMUNITY



AFC WILDCARD – JAN. 4, 2014
LUCAS OIL STADIUM

INDIANAPOLIS 45, KANSAS CITY 44 – Attendance 63,551. After falling behind by 28 points in the second half of play, the Colts recorded the second-largest comeback in NFL postseason history, completing a 45-44 victory against Kansas City in a Wild Card meeting. The two teams combined for 1,049 net yards, which set a new NFL postseason mark while the 536 net yards from the Colts set a franchise postseason record. Quarterback Andrew Luck threw for 443 yards and four touchdowns in the win. Down 28 points, Luck rallied Indianapolis to three touchdowns in a nine-minute span in the third quarter to bring the team within 10 points of the Chiefs lead. Luck then recovered a fumble for a five-yard touchdown prior to finding wide receiver T.Y. Hilton for the 64-yard game-winning touchdown with 4:21 remaining in the fourth quarter. Luck's passing yardage and touchdown total both rank as the second-highest marks in franchise postseason history. Wide receiver T.Y. Hilton tallied a career-day with 13 catches for 224 yards and two touchdowns. His 13 catches tied for the second-most in an NFL postseason game and his 224 yards ranked as the third-most in league postseason annals. Running back Donald Brown contributed with a rushing and receiving touchdown and became the first Colts player with a rushing and receiving score in a playoff game in the Super Bowl era. Defensively, Robert Mathis contributed with a sack-forced fumble to go along with three tackles.

	<u>1</u>	<u>2</u>	<u>3</u>	<u>4</u>	<u>F</u>
Kansas City	10	21	10	3	44
Indianapolis	7	3	21	14	45



Quarterback Andrew Luck led the Colts to the second-largest comeback in NFL postseason history with a Wild Card victory against Kansas City.

AFC DIVISIONAL – JAN. 11, 2014
GILLETTE STADIUM

NEW ENGLAND 43, INDIANAPOLIS 22 – Attendance 68,756. Indianapolis' 2013 season came to a close after the Colts fell to the New England Patriots in an AFC Divisional Playoff meeting, 43-22. The Patriots jumped out to an early 14-0 lead after LeGarrette Blount found the end zone on back-to-back drives. Blount led both teams in rushing with 166 yards and four touchdowns. The Colts found the scoreboard in the first quarter when wide receiver LaVon Brazill hauled in his first of two touchdowns from quarterback Andrew Luck. Following Blount's third score of the game in the second quarter, Indianapolis tallied eight unanswered points on two Adam Vinatieri field goals and a safety. The 21-15 deficit was as close as the Colts would get as Patriots running back Stevan Ridley tallied two rushing touchdowns and Blount added his fourth score of the contest in the second half en route to a 21-point victory. Luck completed 20-of-41 passes for 331 yards, two touchdowns and four interceptions for a 53.0 passer rating. Wide receiver T.Y. Hilton led the team in receiving with four catches for 103 yards and Brazill finished with two receptions for 73 yards and two touchdowns.

	<u>1</u>	<u>2</u>	<u>3</u>	<u>4</u>	<u>F</u>
Indianapolis	7	5	10	0	22
New England	14	7	8	14	43



ALL-TIME HONORS

ALL-PRO AND ALL-NFL TEAMS

(BOLD designates first-team)

LEGEND:

AP-Associated Press CPFN-College and Pro Football Newsweekly FD-Football Digest FN-Football News
 HOF-Pro Football Hall of Fame NEA-Newspaper Enterprise Association NYN-New York (Daily) News PFW-Pro Football Weekly
 PFWA-Pro Football Writer's Assn. SI-Sports Illustrated SN-Sporting News UPI-United Press
 International USA-USA Today

1950

WR-Paul Salata AP
 HB-Billy Stone AP

1953

LB-Alex Agase AP, UPI
 OG-Dick Barwegen AP
 C-Brad Ecklund NYN
 HB-Tom Keane **AP, UPI, NYN**
 OG-Bill Lange NYN
 DB-Bert Rechichar UPI, NYN, AP
 RB-George Taliaferro AP

1954

DT-Art Donovan **AP, UPI, NYN, SN**
 HB-Tom Keane UPI
 DE-Gino Marchetti AP, UPI
 DB-Bert Rechichar UPI

1955

RB-Alan Ameche **AP, UPI, SN, NYN, NEA**
 LB-Joe Campanella AP
 DT-Art Donovan **AP, UPI, NEA, SN, NYN**
 DT-Tom Finnin AP
 DE-Gino Marchetti NEA, NYN, AP
 DB-Bert Rechichar **NEA, NYN, UPI, AP**
 QB-George Shaw AP
 C-Dick Szymanski UPI, NYN, AP

1956

RB-Alan Ameche AP, NYN, NEA
 DT-Art Donovan **AP, NEA, NYN, UPI**
 DE-Gino Marchetti **NEA, NYN, AP, UPI**
 RB-Lenny Moore NYN

1957

WR-Raymond Berry AP
 DB-Milt Davis **AP, UPI, NYN**
 DT-Art Donovan **AP, UPI, NEA, NYN**
 DE-Gino Marchetti **AP, NEA, UPI**
 RB-Lenny Moore UPI, NEA
 TE-Jim Mutscheller UPI, NEA, NYN
 OG-Art Spinney NYN
 QB-John Unitas **NEA, AP, UPI, NYN**

1958

RB-Alan Ameche AP, UPI, NYN, NEA
 WR-Raymond Berry **AP, UPI, NEA, NYN**
 DT-Art Donovan **NYN, UPI, AP, NEA**
 DT-Gene Lipscomb **AP, UPI, NEA, NYN**
 DE-Gino Marchetti **AP, NEA, UPI, NYN**
 RB-Lenny Moore **AP, UPI, NEA, NYN**
 DB-Andy Nelson **NYN, AP, UPI, NEA**
 OT-Jim Parker **AP, UPI, NEA, NYN**
 LB-Bill Pellington NEA
 OG-Alex Sandusky UPI
 OG-Art Spinney AP, UPI, NEA
 DB-Carl Taseff AP, UPI
 QB-John Unitas **NEA, AP, UPI, NYN**

1959

RB-Alan Ameche AP, NYN
 WR-Raymond Berry **AP, UPI, NEA, NYN**
 DB-Milt Davis UPI, NYN, NEA
 DT-Gene Lipscomb **AP, UPI, NYN, NEA**
 DE-Gino Marchetti **AP, NEA, UPI, NYN**
 RB-Lenny Moore **AP, NEA, NYN, UPI**
 DB-Andy Nelson **NYN, UPI**
 OT-Jim Parker **AP, UPI, NEA, NYN**
 LB-Bill Pellington NEA
 LB-Don Shinnick UPI
 OG-Art Spinney **UPI, NYN, AP, NEA**
 DB-Carl Taseff UPI
 QB-John Unitas **NEA, AP, UPI, NYN**

1960

WR-Raymond Berry **AP, UPI, NEA, NYN,**
 DE-Ordell Braase NYN, UPI
 DT-Art Donovan AP
 DT-Gene Lipscomb **NEA, NYN, UPI**
 DE-Gino Marchetti **AP, NEA, UPI, NYN**
 RB-Lenny Moore **AP, UPI, NEA, NYN**
 DB-Andy Nelson UPI, NEA
 C-Buzz Nutter UPI
 OT-Jim Parker **AP, UPI, NEA, NYN**
 LB-Bill Pellington NEA, UPI
 DB-John Sample NYN
 LB-Don Shinnick UPI
 OG-Art Spinney NEA, UPI
 QB-John Unitas UPI, NYN, NEA

1961

WR-Raymond Berry **NEA, UPI, NEA**
 DT-Gene Lipscomb **NEA**
 DE-Gino Marchetti **AP, NEA, UPI, NYN**
 RB-Lenny Moore **AP, UPI, NEA, NYN**
 OT-Jim Parker **AP, NEA, NYN, UPI**
 LB-Bill Pellington NEA

1962

DB-Bobby Boyd UPI, NEA
 DE-Gino Marchetti **AP, NEA, UPI, FN**
 DB-Andy Nelson UPI
 OT-Jim Parker **AP, NEA, FN, UPI**
 LB-Bill Pellington UPI, NEA
 LB-Don Shinnick UPI

1963

WR-Raymond Berry AP, UPI
 DB-Bobby Boyd AP
 TE-John Mackey UPI
 DE-Gino Marchetti **NEA, NYN, AP, UPI**
 OT-Jim Parker **AP, NEA, UPI, NYN**
 LB-Don Shinnick AP
 C-Dick Szymanski AP
 QB-John Unitas AP, UPI, NYN, NEA

1964

WR-Raymond Berry UPI
 DB-Bobby Boyd **AP, UPI, NEA, NYN, FN**
 DE-Ordell Braase UPI
 DB-Jerry Logan UPI
 DE-Gino Marchetti **AP, NEA, UPI, NYN, FN**

ADMINISTRATION

COACHING
STAFFFOOTBALL
OPERATIONSBUSINESS
OPERATIONS

PLAYERS

2013 SEASON
IN REVIEWCOLTS
HISTORY

RECORDS

COLTS IN THE
COMMUNITY



1964 (cont)	
RB-Lenny Moore	AP, UPI, NEA, NYN, FN
OT-Jim Parker	AP, UPI, NEA, NYN, FN
LB-Bill Pellington	NEA, AP, UPI
OT-George Preas	AP, UPI, NEA
OG-Alex Sandusky	AP, UPI, NEA, NYN
LB-Steve Stonebreaker	UPI, NYN
C-Dick Szymanski	AP, UPI
QB-John Unitas	NEA, AP, UPI, NYN, FN
OT-Bob Vogel	NEA, UPI

1965	
WR-Raymond Berry	NEA, AP, NYN
DB-Bobby Boyd	AP, UPI, NEA, NYN, FN
DE-Ordell Braase	NEA, NYN, UPI
LB-Dennis Gaubatz	FN, UPI
TE-John Mackey	AP, UPI
WR-Jimmy Orr	AP, NEA, UPI, NYN
OT-Jim Parker	AP, UPI, NEA, NYN, FN
OG-Alex Sandusky	UPI
LB-Steve Stonebreaker	NYN, UPI, NEA
C-Dick Szymanski	AP, UPI
QB-John Unitas	NEA, AP, UPI, NYN
OT-Bob Vogel	NEA, NYN, AP, UPI
WR-Raymond Berry	UPI
DB-Bobby Boyd	UPI, PFWA, AP, NYN
DE-Ordell Braase	NEA, AP, UPI
TE-John Mackey	AP, UPI, NEA, NYN, PFWA
OT-Jim Parker	NYN, UPI
OT-Bob Vogel	UPI

1967	
DB-Bobby Boyd	FN, UPI
DE-Ordell Braase	NYN, AP, UPI, NEA, FN
TE-John Mackey	AP, NEA, NYN, UPI, FN
DT-Fred Miller	NEA
WR-Willie Richardson	AP, UPI, NEA, NYN, NEA
C-Dick Szymanski	FN
QB-John Unitas	NEA, AP, UPI, NYN, FN
OT-Bob Vogel	NEA
DB-Rick Volk	FN

1968	
DB-Bobby Boyd	AP, UPI, NYN, FN, PFWA
LB-Mike Curtis	AP, UPI, NYN, FN, PFWA, PFW, NEA
DB-Jerry Logan	PFWA
TE-John Mackey	AP, UPI, NEA, NYN, PFWA, FN, PFW
DT-Fred Miller	UPI, NYN, PFWA
QB-Earl Morrall	AP, UPI, NEA, NYN, FN, PFWA
OG-Glenn Ressler	NYN, FN
WR-Willie Richardson	PFWA
DT-Billy Ray Smith	AP
DE-Bubba Smith	AP, UPI, NYN, PFWA
OT-Bob Vogel	NYN, UPI, FN, PFWA, AP, NEA
DB-Rick Volk	NEA, PFWA, UPI

1969	
C-Bill Curry	AP, UPI, PFW
LB-Mike Curtis	NEA, NYN
P-David Lee	HOF, PFWA, NEA, PFW
RB-Tom Matte	NEA, PFW
OT-Bob Vogel	UPI, NYN
DB-Rick Volk	NEA

1970	
P-David Lee	PFWA
DE-Bubba Smith	FN, PFWA

1971	
C-Bill Curry	NEA, FN, PFWA
LB-Mike Curtis	FN
LB-Ted Hendricks	AP, NEA, FN, PFWA, PFW
DE-Bubba Smith	FN, AP, NEA, PFWA, PFW
DB-Rick Volk	NEA, PFWA, AP

1972	
LB-Ted Hendricks	AP, NEA

1973	
LB-Ted Hendricks	NEA

1974	
LB-Mike Curtis	FN

1975	
DE-Fred Cook	NYN
DE-John Dutton	AP, FN, PFWA
OT-George Kunz	AP, FN, PFW, PFWA
RB-Lydell Mitchell	CPFN
LB-Stan White	FN

1976	
WR-Roger Carr	NYN, AP, PFWA, NEA
DE-John Dutton	AP, NYN, PFWA
DT-Joe Ehrmann	PFWA
QB-Bert Jones	AP, PFWA, NEA, FN, NYN
OT-George Kunz	PFWA, AP, NEA
K-Toni Linhart	NYN
RB-Lydell Mitchell	AP, NYN

1977	
DT-Mike Barnes	SN, NYN
DB-Lyle Blackwood	AP
QB-Bert Jones	AP, NEA
OT-George Kunz	AP, NEA
RB-Lydell Mitchell	AP
LB-Stan White	NYN

1983	
K-Raul Allegre	FD, NEA
P-Rohn Stark	AP, FD, NEA

1984	
LB-Vernon Maxwell	CPFN
P-Rohn Stark	NEA, CPFN

1985	
C-Ray Donaldson	AP
OT-Chris Hinton	NYN, AP, NEA, FD
P-Rohn Stark	NEA, AP

1986	
C-Ray Donaldson	AP
OT-Chris Hinton	AP
P-Rohn Stark	NEA, CPFN, AP

1987	
K-Dean Biasucci	USA, AP, NEA, CPFN, FD
LB-Duane Bickett	USA, AP, NEA
RB-Eric Dickerson	AP, PFWA, NEA, SN, CPFN, USA, FD, PFW

C-Ray Donaldson	AP, NEA, FD
OT-Chris Hinton	SN, FD, CPFN
LB-Cliff Odum	CPFN
OG-Ron Solt	NEA, CPFN, FD, AP

1988	
K-Dean Biasucci	SN, NYN, AP
LB-Duane Bickett	AP
RB-Eric Dickerson	AP, PFWA, NEA, SN, USA, FD, PFW, CPFN

C-Ray Donaldson	CPFN, NEA, AP
OT-Chris Hinton	NEA, AP

1989	
OT-Chris Hinton	AP, NEA

**1990**

LB-Jeff Herrod AP
 P-Rohn Stark NEA, AP
 PR-Clarence Verdin **PFW**, CPFN, AP

1992

LB-Jeff Herrod AP
 P-Rohn Stark **NEA**, **CPFN**, **SN**, **FD**, AP
 PR-Clarence Verdin AP

1994

DB-Ray Buchanan AP
 RB-Marshall Faulk **AP**, CPFN, FD

1993

P-Rohn Stark AP

1994

OT-Will Wolford AP

1995

RB-Marshall Faulk **AP**
 QB-Jim Harbaugh FD

1996

K-Cary Blanchard **AP**, **PFW/PFWA**, **SN**, **FD**, **CPFN**
 P-Chris Gardocki **AP**, **PFW/PFWA**, **SN**, FD

1998

RB-Marshall Faulk **AP**, SI, CPFN, FD
 P-Chris Gardocki CPFN

1999

TE-Ken Dilger FD
 OT-Tarik Glenn **CPFN**
 WR-Marvin Harrison **AP**, **CPFN**, **FD**, **PFW/PFWA**, **SI**, **SN**
 RB-Edgerrin James **AP**, **CPFN**, **FD**, **PFW/PFWA**, **SN**, **USA**
 QB-Peyton Manning AP, CPFN, FD
 ST-Ratcliff Thomas **SI**
 K-Mike Vanderjagt **SI**, AP, CPFN, FD

2000

WR-Marvin Harrison **CPFN**, **FD**, **PFW/PFWA**, **SI**, AP
 RB-Edgerrin James **FD**, **SN**, AP, CPFN
 QB-Peyton Manning AP

2001

WR-Marvin Harrison **CPFN**, AP

2002

WR-Marvin Harrison **AP**, **CPFN**, **FD**, **PFW/PFWA**, **SI**, **SN**

2003

DE-Dwight Freeney **FD**, AP
 WR-Marvin Harrison **SI**, **SN**, AP, FD
 QB-Peyton Manning **AP**, **SN**, **PFW/PFWA**, **FD**
 C-Jeff Saturday **FD**
 K-Mike Vanderjagt **AP**, **PFW/PFWA**, **SN**, **FD**, **SI**

2004

DE-Dwight Freeney **AP**, **PFW/PFWA**, **CPFN**, **SI**, **SN**, **FD**
 WR-Marvin Harrison **FD**, **SN**, AP, CPFN
 RB-Edgerrin James **FD**, **SI**, **SN**, AP, CPFN
 QB-Peyton Manning **AP**, **SN**, **PFW/PFWA**, **FD**, **SI**, **CPFN**
 C-Jeff Saturday FD

2005

DE-Dwight Freeney **AP**, **PFW/PFWA**, **SN**
 WR-Marvin Harrison AP
 LB-Cato June **PFW/PFWA**, AP
 OG-Ryan Lilja **SI**
 QB-Peyton Manning **AP**, **SN**, **PFW/PFWA**
 DB-Bob Sanders **AP**
 C-Jeff Saturday **AP**

2006

WR-Marvin Harrison **AP**, **PFW/PFWA**, **SI**, **SN**, **USA**
 QB-Peyton Manning **SI**, **USA**, AP
 C-Jeff Saturday **USA**, AP
 WR-Reggie Wayne **USA**

2007

DB-Bob Sanders **AP**, **PFW/PFWA**, **SI**, **USA**, **SN**
 C-Jeff Saturday **AP**, **PFW/PFWA**, **SI**, **USA**, AP
 WR-Reggie Wayne **SI**, AP

2008

TE-Dallas Clark **SI**
 QB-Peyton Manning **AP**, **PFW/PFWA**, **SI**

2009

TE-Dallas Clark **SI**, **AP**, **PFW/PFWA**, **SN**
 DE-Dwight Freeney **AP**, **PFW/PFWA**, **SI**, **SN**
 QB-Peyton Manning **AP**, **SN**, **PFW/PFWA**, **SI**
 WR-Reggie Wayne AP

2010

WR-Reggie Wayne **AP**, **PFW/PFWA**

2013

LB-Robert Mathis **AP**, **PFW/PFWA**, **SN**



ALL-CONFERENCE SELECTIONS

1956		1967	
RB-Alan Ameche	SN	DB-Bobby Boyd	SN
DT-Art Donovan	SN	TE-John Mackey	SN
DT-Gino Marchetti	SN	WR-Willie Richardson	SN
		QB-John Unitas	SN
		OT-Bob Vogel	SN
1957		1968	
WR-Raymond Berry	SN	DB-Bobby Boyd	SN
DB-Milt Davis	SN	TE-John Mackey	SN
DT-Art Donovan	SN	QB-Earl Morrall	SN
DT-Gino Marchetti	SN	OG-Dan Sullivan	SN
RB-Lenny Moore	SN	OT-Bob Vogel	SN
OT-Jim Parker	SN		
1958		1969	
WR-Raymond Berry	SN	LB-Mike Curtis	SN
DT-Gene Lipscomb	SN	P-David Lee	SN
DT-Gino Marchetti	SN	RB-Tom Matte	SN
RB-Lenny Moore	SN	OT-Bob Vogel	SN
LB-Andy Nelson	SN		
LB-Bill Pellington	SN	1970	
OG-Art Spinney	SN	RB-Norm Bulaich	UPI-2
QB-John Unitas	SN	C-Bill Curry	UPI-HM
		LB-Mike Curtis	UPI-2
		LB-Ted Hendricks	UPI-HM
		WR-Eddie Hinton	UPI-HM
		DB-Jerry Logan	AP-1, UPI-1
		TE-John Mackey	UPI-HM
		DE-Bubba Smith	SN, UPI-1
		QB-John Unitas	UPI-2
		OT-Bob Vogel	UPI-2
		DB-Rick Volk	SN, UPI-HM
1959		1971	
WR-Raymond Berry	SN	C-Bill Curry	AP, UPI, PFW, SN
DT-Gino Marchetti	SN	LB-Mike Curtis	UPI-2
RB-Lenny Moore	SN	LB-Ted Hendricks	AP-1, UPI-1, SN, PFW
LB-Andy Nelson	SN	DB-Jerry Logan	SN, UPI-2
OT-Jim Parker	SN	LB-Ray May	UPI-HM
QB-John Unitas	SN	DE-Bubba Smith	SN, UPI-1, AP-1, PFW
		DB-Charlie Stukes	UPI-HM
		OT-Bob Vogel	UPI-2, PFW
		DB-Rick Volk	AP-1, PFW, UPI-2
		OG-John Williams	UPI-HM
1960		1972	
WR-Raymond Berry	SN	C-Bill Curry	UPI-HM
DT-Gene Lipscomb	SN	LB-Ted Hendricks	AP-1, UPI-1
RB-Lenny Moore	SN		
LB-Andy Nelson	SN	1973	
OT-Jim Parker	SN	LB-Ted Hendricks	AP-1, UPI-2
QB-John Unitas	SN		
1961		1974	
DT-Gino Marchetti	SN	LB-Mike Curtis	UPI-2
RB-Lenny Moore	SN		
LB-Andy Nelson	SN	1975	
OT-Jim Parker	SN	TE-Raymond Chester	UPI-HM
		DE-Fred Cook	NYN
		DE-John Dutton	AP-1, UPI-2, SN
		DT-Joe Ehrmann	UPI-HM
		QB-Bert Jones	UPI-2
		OT-George Kunz	AP-1, UPI-1, SN, PFW, NYN
		RB-Lydeell Mitchell	UPI-2
1962		1976	
DT-Gino Marchetti	SN	WR-Roger Carr	AP-1, UPI-2, SN, PFW, NYN
OT-Jim Parker	SN	OG-Elmer Collett	UPI-HM
		DE-Fred Cook	UPI-2
		DE-John Dutton	AP-1, SN, UPI-1, PFW, NYN
		DT-Joe Ehrmann	UPI-1, NYN
		QB-Bert Jones	AP-1, UPI-1, NYN
		OT-George Kunz	AP-1, UPI-1, SN, PFW, NYN
		K-Toni Linhart	UPI-1, SN, PFW, NYN
		RB-Lydeell Mitchell	AP-1, UPI-1, SN, NYN
1963			
DT-Gino Marchetti	SN		
1964			
DT-Gino Marchetti	SN		
RB-Lenny Moore	SN		
OT-Jim Parker	SN		
LB-Bill Pellington	SN		
QB-John Unitas	SN		
1965			
WR-Jimmy Orr	SN		
OT-Jim Parker	SN		
LB-Steve Stonebreaker	SN		
OT-Bob Vogel	SN		
1966			
P-David Lee	SN		
TE-John Mackey	SN		
OT-Bob Vogel	SN		

ADMINISTRATION

COACHING
STAFFFOOTBALL
OPERATIONSBUSINESS
OPERATIONS

PLAYERS

2013 SEASON
IN REVIEWCOLTS
HISTORY

RECORDS

COLTS IN THE
COMMUNITY



1977	
DT-Mike Barnes	SN, UPI-2
DB-Lyle Blackwood	UPI-HM
DE-Fred Cook	UPI-2, SN
DE-John Dutton	UPI-1, PFW
DT-Joe Ehrmann	UPI-HM
OT-George Kunz	UPI-1, SN, PFW
K-Toni Linhart	UPI-2
RB-Lydell Mitchell	UPI-1, SN, PFW
LB-Stan White	UPI-2

1980	
DB-Bruce Laird	UPI-HM, PFW, NYN

1982	
P-Rohn Stark	UPI-2, NYN

1983	
K-Raul Allegre	UPI-2
OT-Chris Hinton	UPI-2, PFW
P-Rohn Stark	UPI-2

1984	
P-Rohn Stark	UPI-2

1985	
DB-Eugene Daniel	FN
OT-Chris Hinton	UPI-1
P-Rohn Stark	UPI-1, FN

1986	
C-Ray Donaldson	UPI-2
OT-Chris Hinton	PFW, UPI-1, FN
P-Rohn Stark	UPI-1, FN, PFW

1987	
K-Dean Biasucci	UPI-1, PFW, FN
LB-Duane Bickett	UPI-1, PFW, FN
RB-Eric Dickerson	UPI-1, PFW, FN
C-Ray Donaldson	UPI-2
OT-Chris Hinton	UPI-2, PFW
OG-Ron Solt	UPI-1, PFW, FN

1988	
LB-Duane Bickett	UPI-2
RB-Eric Dickerson	UPI-1, PFW, FN
C-Ray Donaldson	UPI-2, PFW, FN
OT-Chris Hinton	UPI-2

1989	
C-Ray Donaldson	UPI-2, FN
OT-Chris Hinton	PFW, UPI-1
P-Rohn Stark	FN
PR-Clarence Verdin	PFW

1990	
LB-Jeff Herrod	UPI-2, FN
P-Rohn Stark	UPI-1, PFW
PR-Clarence Verdin	PFW, UPI-1, FN

1992	
TE-Kerry Cash	FN
P-Rohn Stark	FN, PFW
PR-Clarence Verdin	PFW, UPI-1, FN

1994	
DB-Ray Buchanan	UPI-2
RB-Marshall Faulk	UPI-1, PFW, FN

1995	
RB-Marshall Faulk	UPI-2
QB-Jim Harbaugh	UPI-1, PFW, FN

1996	
K-Cary Blanchard	UPI-1, FN
P-Chris Gardocki	UPI-1, FN

1998	
RB-Marshall Faulk	PFW, FN

1999	
OT-Tarik Glenn	FN
WR-Marvin Harrison	FN, PFW/PFWA
RB-Edgerrin James	FN, PFW/PFWA
QB-Peyton Manning	FN, PFW/PFWA
K-Mike Vanderjagt	FN

2000	
WR-Marvin Harrison	FN, PFW/PFWA
RB-Edgerrin James	FN, PFW/PFWA

2001	
WR-Marvin Harrison	FN, PFW/PFWA

2002	
WR-Marvin Harrison	PFW/PFWA

2003	
DE-Dwight Freeney	PFW/PFWA
WR-Marvin Harrison	PFW/PFWA
QB-Peyton Manning	PFW/PFWA
K-Mike Vanderjagt	PFW/PFWA

2004	
DE-Dwight Freeney	PFW/PFWA
WR-Marvin Harrison	PFW/PFWA
QB-Peyton Manning	PFW/PFWA

2005	
DE-Dwight Freeney	PFW/PFWA
WR-Marvin Harrison	PFW/PFWA
RB-Edgerrin James	PFW/PFWA
LB-Cato June	PFW/PFWA
QB-Peyton Manning	PFW/PFWA
DB-Bob Sanders	PFW/PFWA
C-Jeff Saturday	PFW/PFWA

2006	
WR-Marvin Harrison	PFW/PFWA
QB-Peyton Manning	PFW/PFWA
C-Jeff Saturday	PFW/PFWA

2007	
DB-Bob Sanders	PFW/PFWA
C-Jeff Saturday	PFW/PFWA
WR-Reggie Wayne	PFW/PFWA

2008	
QB-Peyton Manning	PFW/PFWA
DE-Robert Mathis	PFW/PFWA

2009	
TE-Dallas Clark	PFW/PFWA
DE-Dwight Freeney	PFW/PFWA
QB-Peyton Manning	PFW/PFWA

2010	
DE-Dwight Freeney	PFW/PFWA
DE-Robert Mathis	PFW/PFWA
WR-Reggie Wayne	PFW/PFWA

2013	
LB-Robert Mathis	PFW/PFWA



NFL ALL-ROOKIE TEAMS

1972 - OT-Tom Drougas (PFW)	1993 - DB-Ray Buchanan (FN)
1974 - DE-John Dutton (PFWA, UPI, PFW, FD) DE-Fred Cook (UPI, FD)	1994 - RB-Marshall Faulk (PFWA, CPFN, FN)
1976 - DT-Ken Novak (PFWA)	1995 - TE-Ken Dilger (PFWA, FN)
1979 - DB-Larry Braziel (PFWA)	1996 - WR-Marvin Harrison (FN)
1980 - WR-Ray Butler (PFWA, UPI, PFW, FD)	1997 - OG-Tarik Glenn (CPFN, PFW/PFWA)
1981 - DT-Butba Green (PFW) DE-Donnell Thompson (PFWA, UPI, PFW)	1998 - DL-Larry Chester (PFW/PFWA) QB-Peyton Manning (CPFN, PFW/PFWA, FN, FD) OG-Steve McKinney (PFW/PFWA) WR-Jerome Pathon (CPFN, PFW/PFWA, FN, FD) K-Mike Vanderjagt (CPFN, PFW/PFWA, FD)
1982 - WR-Matt Bouza (FD) LB-Johnie Cooks (PFWA) DT-Leo Wisniewski (PFWA, PFW) P-Rohn Stark (PFWA, PFW, FD) DB-James Burroughs (FD) DE-Fletcher Jenkins (PFW)	1999 - RB-Edgerrin James (CPFN, FD, FN, PFW/PFWA) LB-Mike Peterson (FD, FN, PFW/PFWA) P-Hunter Smith (CPFN, PFW/PFWA) KR-Terrence Wilkins (FD, FN, PFW/PFWA)
1983 - OG-Chris Hinton (PFWA, UPI, FD) LB-Vernon Maxwell (PFWA, UPI, FD) OT-Jim Mills (UPI)	2001 - DB-Idrees Bashir (PFW/PFWA)
1984 - OG-Ron Solt (PFWA, UPI, PFW, FD) DE-BlaiseWinter (PFWA, UPI, PFW, FD)	2002 - DE-Dwight Freeney (PFW/PFWA)
1985 - LB-Duane Bickett (PFWA, UPI, FD) DB-Anthony Young (UPI)	2003 - TE-Dallas Clark (FD) DE-Robert Mathis (FD) OG-Steve Sciuillo (FD)
1986 - WR-Bill Brooks (PFWA, UPI, PFW, FD) DE-Jon Hand (PFW)	2004 - OG-Jake Scott (FD)
1987 - DB-Freddie Robinson (UPI, PFW, FD)	2007 - DT-Ed Johnson (PFW/PFWA) OT-Tony Ugoh (PFW/PFWA)
1988 - LB-O'Brien Alston (PFWA, UPI, PFW, FD) QB-Chris Chandler (PFWA, UPI, PFW, CPFN, FD)	2008 - OG-Mike Pollak (PFW/PFWA) C-Jamey Richard (PFW/PFWA)
1989 - WR-Andre Rison (PFWA, UPI, PFW, CPFN, FD)	2009 - WR-Austin Collie (PFW/PFWA, SN) DB-Jacob Lacey (PFW/PFWA, SN) P-Pat McAfee (PFW/PFWA, SN)
1990 - QB-Jeff George (PFWA, UPI, PFW, CPFN, FD, FN)	2010 - LB-Pat Angerer (PFW/PFWA, SN)
1992 - LB-Quentin Coryatt (PFWA) DE-Steve Emtman (PFWA, FN)	2012 - TE-Dwayne Allen (PFW/PFWA) WR/PR-T.Y. Hilton (PFW/PFWA)



ADMINISTRATION

COACHING
STAFFFOOTBALL
OPERATIONSBUSINESS
OPERATIONS

PLAYERS

2013 SEASON
IN REVIEWCOLTS
HISTORY

RECORDS

COLTS IN THE
COMMUNITY



PRO BOWL COLTS

(Selections by season; *MVP; #Did Not Play)

2013 SEASON IN REVIEW	PLAYERS	BUSINESS OPERATIONS	FOOTBALL OPERATIONS	COACHING STAFF	ADMINISTRATION	1953 - Dick Barwegen, Art Donovan, Tom Keane, George Tallaferro	1976 - Roger Carr, John Dutton (2), Bert Jones, George Kunz (2), Toni Linhart, Lydell Mitchell (2)
						1954 - Art Donovan (2), Gino Marchetti, Buddy Young	1977 - Mike Barnes, John Dutton (3), George Kunz (3), Toni Linhart (2), Lydell Mitchell (3)
						1955 - Alan Ameche, Art Donovan (3), Gino Marchetti (2), Bert Rechichar, Dick Szymanski	1979 - Joe Washington
						1956 - Alan Ameche (2), Art Donovan (4), Gino Marchetti (3), Lenny Moore, Bert Rechichar (2)	1983 - Chris Hinton
						1957 - Alan Ameche (3), Art Donovan (5), Gino Marchetti (4), Jim Mutscheller, Bert Rechichar (3*), John Unitas	1985 - Chris Hinton (2), Rohn Stark
						1958 - Alan Ameche (4), Raymond Berry, Don Joyce, Gene Lipscomb, Gino Marchetti (5#), Lenny Moore (2), Jim Parker, John Unitas (2)	1986 - Ray Donaldson, Chris Hinton (3), Rohn Stark (2)
						1959 - Raymond Berry (2), Gene Lipscomb (2*), Gino Marchetti (6), Lenny Moore (3), Jim Parker (2), Art Spinney, John Unitas (3*)	1987 - Dean Biasucci, Duane Bickett, Eric Dickerson, Ray Donaldson (2), Chris Hinton (4), Ron Solt
						1960 - Raymond Berry (3#), Gino Marchetti (7), Lenny Moore (4), Andy Nelson, Jim Parker (3), Art Spinney (2), John Unitas (4*)	1988 - Eric Dickerson (2), Ray Donaldson (3), Chris Hinton (5)
						1961 - Raymond Berry (4), Gino Marchetti (8), Lenny Moore (5), Jim Parker (4), John Unitas (5)	1989 - Eric Dickerson (3), Ray Donaldson (4), Chris Hinton (6)
						1962 - Gino Marchetti (9), Lenny Moore (6), Jim Parker (5), Dick Szymanski (2), John Unitas (6)	1990 - Rohn Stark (3), Clarence Verdin
						1963 - Raymond Berry (5), John Mackey, Gino Marchetti (10*), Jim Parker (6), John Unitas (7*)	1992 - Rohn Stark (4), Clarence Verdin (2)
						1964 - Raymond Berry (6), Bobby Boyd, Gino Marchetti (11), Lenny Moore (7), Jim Parker (7), Dick Szymanski (3), Bob Vogel, John Unitas (8)	1994 - Marshall Faulk (*)
						1965 - Jerry Logan, John Mackey (2), Jimmy Orr, Jim Parker (8), Bob Vogel (2)	1995 - Marshall Faulk (2), Jim Harbaugh, Will Wolford
						1966 - Orrell Braase, Lenny Lyles, John Mackey (3), John Unitas (9)	1996 - Cary Blanchard, Chris Gardocki
						1967 - Orrell Braase (2), John Mackey (4), Fred Miller, Willie Richardson, John Unitas (10), Bob Vogel (3), Rick Volk	1998 - Marshall Faulk (3)
						1968 - Bobby Boyd (2), Mike Curtis, John Mackey (5), Tom Matte, Fred Miller (2), Earl Morrall, Willie Richardson (2), Bob Vogel (4#)	1999 - Marvin Harrison, Edgerrin James, Peyton Manning
						1969 - Tom Matte (2), Fred Miller (3#), Rick Volk (2)	2000 - Marvin Harrison (2), Edgerrin James (2), Peyton Manning (2)
						1970 - Mike Curtis (2), Jerry Logan (2), Bubba Smith	2001 - Ken Dilger, Marvin Harrison (3)
						1971 - Norm Bulaich, Bill Curry, Mike Curtis (3), Ted Hendricks, Jerry Logan (3), Bubba Smith (2), Bob Vogel (5), Rick Volk (3)	2002 - Marvin Harrison (4), Peyton Manning (3)
						1972 - Bill Curry (2), Ted Hendricks (2), Bruce Laird	2003 - Dwight Freeney, Marvin Harrison (5), Peyton Manning (4), Mike Vanderjagt
						1973 - Ted Hendricks (3)	2004 - Dwight Freeney (2), Tarik Glenn, Marvin Harrison (6), Edgerrin James (3), Peyton Manning (5*)
						1974 - Mike Curtis (4)	2005 - Dwight Freeney (3), Tarik Glenn (2), Marvin Harrison (7), Edgerrin James (4), Cato June, Peyton Manning (6), Bob Sanders, Jeff Saturday
						1975 - John Dutton, George Kunz, Lydell Mitchell	2006 - Tarik Glenn (3), Marvin Harrison (8#), Peyton Manning (7), Jeff Saturday (2), Reggie Wayne

NFL MOST VALUABLE PLAYER AWARDS

QB-John Unitas	NEA (1957,67), UPI (1959,64,67), SN (1959,64,67), AP (1964,67), FN (1964)
QB-Peyton Manning	AP (2003-04,08-09), PFW/PFWA (2004,08-09)
DE-Gino Marchetti	AP (1958)
RB-Lenny Moore	NEA (1964)
QB-Earl Morrall	AP, UPI, NEA, SN (1968)
QB-Bert Jones	AP, NEA, PFWA, NYN (1976)

HOF NFL 50TH ANNIVERSARY TEAM

First - TE-John Mackey, DE-Gino Marchetti, QB-John Unitas
 Second - WR-Raymond Berry, DT-Art Donovan
 Third - RB-Lenny Moore

HOF NFL 75TH ANNIVERSARY TEAM

WR-Raymond Berry, LB-Ted Hendricks, DE-Gino Marchetti,
 OG-Jim Parker, QB-John Unitas

HOF NFL 1960-84 ALL-STAR TEAM

First-Team - WR-Raymond Berry, DE-Gino Marchetti, OG/T-Jim Parker, QB-John Unitas, HC-Don Shula (tie)
 Second-Team - LB-Ted Hendricks, TE-John Mackey



HOFF NFL TEAMS OF THE DECADES

1950s - RB-Alan Ameche, G-Dick Barwegen, WR-Raymond Berry, DT-Art Donovan, DE-Gino Marchetti, RB-Lenny Moore, OG/T- Jim Parker
 1960s - DB-Bobby Boyd, TE-John Mackey, QB-John Unitas
 1970s - LB-Ted Hendricks
 1980s - RB-Eric Dickerson

SUPER BOWL SILVER ANNIVERSARY TEAM

LB-Ted Hendricks

NFL EXECUTIVE OF THE YEAR

Joe Thomas - SN (1975), Bill Polian - FD (1999), PFW/PFWA (1999, 2005,09), SN (1999,09), Ryan Grigson - SN (2012), PFW/PFWA (2012)

NFL COACH OF THE YEAR

Weeb Ewbank AP, UPI (1958)
 Don Shula UPI (1964), SN (1964,68), AP (1964, 67-tied, 68), NYN (1964, 67, 68)
 Ted Marchibroda AP, PFW, SN, FD, NYN (1975)
 Ron Meyer PFWA (1987)
 Tony Dungy SN, SI (2005)
 Bruce Arians AP (2012)

NFL OFFENSIVE PLAYER OF THE YEAR

QB-Earl Morrall PFW (1968), QB-Bert Jones AP (1976)
 QB-Peyton Manning AP (2004), PFW/PFWA (2004,08-09)

NFL DEFENSIVE PLAYER OF THE YEAR

DB-Bob Sanders AP, PFW/PFWA (2007)

NFL ROOKIE OF THE YEAR

RB-Alan Ameche SN, UPI (1955)
 RB-Lenny Moore UPI (1956)
 WR-Jimmy Orr UPI (1958)
 RB-Marshall Faulk SN, PFWA, SI, FD, CPFN, NEA (1994)
 RB-Edgerrin James SN, SI (1999)

NFL OFFENSIVE ROOKIE OF THE YEAR

RB-Marshall Faulk - AP, PFW, FD (1994)
 RB-Edgerrin James - AP, CPFN, FD, FN, PFW, USA (1999)

NFL PLAYER OF THE YEAR

QB-Peyton Manning - SN (2003-04), FD (2003-04)

NFL COMEBACK PLAYER OF THE YEAR

K-Jim Martin AP (1963)
 RB-Lenny Moore AP (1964)
 QB-Jim Harbaugh PFW (1959)

NFL DEFENSIVE ROOKIE OF THE YEAR

LB-Vernon Maxwell AP, PFW (1983)
 LB-Duane Bickett AP (1985)

NATIONAL 100-YARD CLUB NFL OUTSTANDING BLOCKER

OG-Jim Parker - (1964)

NFL LINEBACKER OF THE YEAR

LB-Mike Curtis - FD (1974)

NFL MOST VALUABLE LINEMAN

DE-Gino Marchetti - AP (1958)

NFL KICKER OF THE YEAR

K-Cary Blanchard - PFW (1996)

NFL GOLDEN TOE AWARD

K-Toni Linhart - PFW (1976), K-Mike Vanderjagt - PFW/PFWA (2003)

AFC COACH OF THE YEAR

Ron Meyer UPI, FN (1987)
 Ted Marchibroda PFWA, NYN (1975), CPFN (1992)

AFC MOST VALUABLE PLAYER

QB-Bert Jones - NYN (1975,76)

AFC PLAYER OF THE YEAR

QB-Bert Jones UPI (1976)
 QB-Jim Harbaugh UPI (1995)
 QB-Peyton Manning FN (1999)

AFC ROOKIE OF THE YEAR

RB-Marshall Faulk - UPI (1994)

KANSAS CITY COMMITTEE OF 101 AWARDS

LB-Mike Curtis AFC Defensive MVP (1970)
 HC-Ted Marchibroda AFC Coach of the Year (1975)
 QB-Bert Jones AFC Offensive MVP (1976)
 HC-Ron Meyer AFC Coach of the Year (1987)
 QB-Jim Harbaugh AFC Offensive Player of the Year (1995)
 HC-Jim Mora AFC Coach of the Year (1999)
 QB-Peyton Manning AFC Offensive Player of the Year (1999, 2003-05,08-09)
 HC-Tony Dungy AFC Coach of the Year (2005)
 DE-Dwight Freeney AFC Defensive Player of the Year (2005)
 DB-Bob Sanders AFC Defensive Player of the Year (2007)
 HC-Chuck Pagano & Bruce Arians AFC Coach of the Year (2012)
 LB-Robert Mathis AFC Defensive Player of the Year (2013)

WASHINGTON DC TOUCHDOWN CLUB

QB-John Unitas NFL MVP (1957, 58-tied, 67)
 HC-Weeb Ewbank NFL Coach of the Year (1958)
 RB-Lenny Moore NFL MVP (1964)
 HC-Don Shula NFL Coach of the Year (1964,68)
 HC-Ted Marchibroda NFL Coach of the Year (1975)
 QB-Bert Jones AFC Offensive MVP (1976)

BYRON "WHIZZER" WHITE AWARD

QB-Peyton Manning (2004), OT-Tarik Glenn (2006)

PHILADELPHIA MAXWELL CLUB

QB-John Unitas - NFL MVP (1959,64,67)
 QB-Peyton Manning - Professional Player of the Year (2003-04)
 HC-Tony Dungy - Outstanding Professional Coach of the Year (2005)
 HC-Chuck Pagano and Bruce Arians - Greasy Neale Award Coach of the Year (2012)

GEORGE HALAS AWARD

QB-Bert Jones (1979), QB-Jim Harbaugh (1997), HC-Tony Dungy (2006), HC-Chuck Pagano (2013)

SPORTS ILLUSTRATED NFL PLAYER OF THE YEAR

RB-Marshall Faulk (1998), QB-Peyton Manning (2004,08-09)

WALTER PAYTON NFL MAN OF THE YEAR AWARD

QB-Peyton Manning (2005)

SUPER BOWL MOST VALUABLE PLAYER

QB-Peyton Manning (2006-Super Bowl XL)

DEACON JONES AWARD

LB-Robert Mathis (2013)

ADMINISTRATION

COACHING
STAFFFOOTBALL
OPERATIONSBUSINESS
OPERATIONS

PLAYERS

2013 SEASON
IN REVIEWCOLTS
HISTORY

RECORDS

COLTS IN THE
COMMUNITY



NFL ALL-DECADE TEAMS (2000-09)

NFL	Tony Dungy (Head Coach), DE-Dwight Freeney, WR-Marvin Harrison, RB-Edgerrin James, QB-Peyton Manning, K-Adam Vinatieri
Sporting News	* QB-Peyton Manning, C-Jeff Saturday, K-Adam Vinatieri
Sports Illustrated	* QB-Peyton Manning, Howard Mudd (Asst. Coach), ^Bill Polian (General Manager), K-Adam Vinatieri

*Denotes Player-of-the-Decade

^Denotes General Manager of the Decade

NFLPA MACKEY AWARDS

P-David Lee	1966,69 NFL Punting
QB-Earl Morrall	1968 NFL Passing
KR-Preston Pearson	1968 NFL Kick Returns
KR-Jim Duncan	1970 AFC Kick Returns
KR-Bruce Laird	1972 AFC Kick Returns
RB-Lydeell Mitchell	1974,75 (tie), 77 AFC Receiving
K-Toni Linhart	1976 AFC Kick-Scoring
DB-Lyle Blackwood	1977 AFC Interceptions
RB-Joe Washington	1979 AFC Receiving
P-Rohn Stark	1983,85,86,92 AFC Punting
DB-Mike Prior	1987 AFC Interceptions
RB-Eric Dickerson	1987,88 Rushing; 1988 TDs (tied)
KR-Clarence Verdin	1989,90 AFC Punt Returns
WR-Reggie Langhorne	1993 AFC Receptions
RB-Marshall Faulk	1995 AFC TDs (tied)
K-Cary Blanchard	1996 AFC Scoring
P-Chris Gardocki	1996 NFL Net Punting Average

AFC PLAYERS OF THE WEEK

1984	- QB-Mike Pagel (9/9 at Houston)
1985	- WR-Wayne Capers (10/27 vs. Green Bay) DB-Eugene Daniel (10/27 vs. Green Bay)
1986	- DB-Leonard Coleman (10/12 vs. New Orleans) DT-Harvey Armstrong (12/22 at LA Raiders)
1987	- QB-Gary Hogeboom (10/4 at Buffalo) LB-Duane Bickett (11/1 at NY Jets) LB-Cliff Odum (11/15 at Miami) RB-Eric Dickerson (12/27 vs. Tampa Bay)
1988	- RB-Eric Dickerson (10/23 at San Diego) LB-Duane Bickett (11/27 vs. New England)
1989	- DB-Keith Taylor (10/22 at Cincinnati) DB-Mike Prior (12/10 vs. Cleveland) QB-Jack Trudeau (12/17 vs. Miami)
1990	- QB-Jack Trudeau (9/30 at Philadelphia)
1991	- QB-Jeff George (11/10 at NY Jets)
1992	- LB-Chip Banks (9/6 vs. Cleveland) DE-Steve Emtman (10/25 at Miami)
1993	- LB-Duane Bickett (9/26 vs. Cleveland) K-Dean Biasucci (10/31 vs. New England) K-Dean Biasucci (12/5 at NY Jets)
1994	- DB-Ray Buchanan (12/4 at Seattle)
1995	- RB-Marshall Faulk (10/1 vs. St. Louis Rams) QB-Jim Harbaugh (10/8 at Miami) K-Cary Blanchard (10/15 vs. San Francisco) LB-Tony Bennett (11/26 vs. Miami)
1996	- PR-Marvin Harrison (9/8 at NY Jets) K-Cary Blanchard (9/15 at Dallas) K-Cary Blanchard (11/17 vs. NY Jets) DB-Jason Belser (12/5 vs. Philadelphia) WR-Marvin Harrison (12/15 at Kansas City)
1997	- QB-Paul Justin (11/16 vs. Green Bay) TE-Ken Dilger (12/14 vs. Miami)
1998	- QB-Peyton Manning (11/15 vs. NY Jets) RB-Marshall Faulk (12/13 vs. Cincinnati)

1999	- QB-Peyton Manning (9/26 at San Diego) RB-Edgerrin James (10/31 vs. Dallas) RB-Edgerrin James (11/21 at Philadelphia) K-Mike Vanderjagt (12/5 at Miami)
2000	- QB-Peyton Manning (9/25 vs. Jacksonville) K-Mike Vanderjagt (10/1 at Buffalo) RB-Edgerrin James (10/15 at Seattle) RB-Edgerrin James (12/11 vs. Buffalo) QB-Peyton Manning (12/24 vs. Minnesota)
2001	- QB-Peyton Manning (9/23 at Buffalo)
2002	- DE-Dwight Freeney (11/10 at Philadelphia) K-Mike Vanderjagt (11/24 at Denver) WR-Marvin Harrison (12/15 at Cleveland)
2003	- QB-Peyton Manning (9/28 at New Orleans) WR-Marvin Harrison (10/6 at Tampa Bay) DE-Dwight Freeney (11/2 at Miami) K-Mike Vanderjagt (12/7 at Tennessee) QB-Peyton Manning (12/14 vs. Atlanta)
2004	- RB-Edgerrin James (9/19 at Tennessee) QB-Peyton Manning (9/26 vs. Green Bay) QB-Peyton Manning (11/14 vs. Houston) RB-Edgerrin James (11/21 at Chicago) QB-Peyton Manning (11/25 at Detroit) QB-Peyton Manning (12/26 vs. San Diego)
2005	- LB-Gary Brackett (9/11 at Baltimore) P-Hunter Smith (9/18 vs. Jacksonville) DE-Robert Mathis (10/23 at Houston) QB-Peyton Manning (11/7 at New England)
2006	- K-Adam Vinatieri (9/10 at NY Giants) QB-Peyton Manning (9/17 vs. Houston) PR-Terrence Wilkins (9/24 vs. Jacksonville) QB-Peyton Manning (10/22 vs. Washington) K-Adam Vinatieri (10/29 at Denver) RB-Joseph Addai (11/26 vs. Philadelphia) DE-Dwight Freeney (12/18 vs. Cincinnati) QB-Peyton Manning (12/31 vs. Miami)
2007	- DB-Bob Sanders (9/16 at Tennessee) DE-Dwight Freeney (10/22 at Jacksonville) RB-Joseph Addai (10/28 at Carolina) QB-Peyton Manning (12/2 vs. Jacksonville) PR-T.J. Rushing (12/16 at Oakland) ST-Darrell Reid (12/23 vs. Houston)
2008	- LB-Gary Brackett (10/5 at Houston) QB-Peyton Manning (10/12 vs. Baltimore) K-Adam Vinatieri (11/2 vs. New England) QB-Peyton Manning (11/16 vs. Houston) DE-Robert Mathis (11/30 at Cleveland) QB-Peyton Manning (12/18 at Jacksonville)
2009	- TE-Dallas Clark (11/8 vs. Houston) QB-Peyton Manning (11/15 vs. New England)
2010	- DE-Dwight Freeney (11/1 vs. Houston) K-Adam Vinatieri (11/14 vs. Cincinnati) QB-Peyton Manning (12/9 at Tennessee) K-Adam Vinatieri (1/2 vs. Tennessee)
2011	- DE-Robert Mathis (12/22 vs. Houston)
2012	- WR-Reggie Wayne (10/7 vs. Green Bay) QB-Andrew Luck (11/11 vs. Miami) CB-Darius Butler (11/8 at Jacksonville) WR/PR-T.Y. Hilton (11/25 vs. Buffalo) CB-Cassius Vaughn (12/9 vs. Tennessee) CB-Vontae Davis (12/30 vs. Houston)
2013	- QB-Andrew Luck (10/20 vs. Denver) K-Adam Vinatieri (11/14 at Tennessee) LB-Jerrell Freeman (12/22 at Kansas City) K-Adam Vinatieri (12/29 vs. Jacksonville)

ADMINISTRATION

COACHING
STAFFFOOTBALL
OPERATIONSBUSINESS
OPERATIONS

PLAYERS

2013 SEASON
IN REVIEWCOLTS
HISTORY

RECORDS

COLTS IN THE
COMMUNITY



NFL OFFENSIVE PLAYER OF THE WEEK (PLAYOFFS)

2003 - QB-Peyton Manning (1/4/04 vs. Denver)
2004 - WR-Reggie Wayne (1/9/05 vs. Denver)

AFC PLAYERS OF THE MONTH

1988 - RB-Eric Dickerson (December)
1995 - QB-Jim Harbaugh (October)
1996 - K-Cary Blanchard (November)
1999 - WR-Marvin Harrison (September)
RB-Edgerrin James (November)
2000 - P-Hunter Smith (September)
RB-Edgerrin James (October)
2002 - WR-Marvin Harrison (November)
2003 - QB-Peyton Manning (September)
K-Mike Vanderjagt (October)
K-Mike Vanderjagt (November)
K-Mike Vanderjagt (December)
2004 - QB-Peyton Manning (November)
DE-Dwight Freeney (December/January)

2005 - DE-Dwight Freeney (September)
RB-Edgerrin James (October)
P-Hunter Smith (December/January)
2006 - QB-Peyton Manning (October)
WR-Marvin Harrison (December)
2008 - DE-Dwight Freeney (November)
2009 - QB-Peyton Manning (September)
DE-Robert Mathis (November)
2010 - DE-Robert Mathis (September)
2013 - LB-Robert Mathis (October)
LB-Robert Mathis (December)

NFL ROOKIE OF THE MONTH

1999 - RB-Edgerrin James (September)
RB-Edgerrin James (November)
2001 - RB-Dominic Rhodes (December)
2002 - DE-Dwight Freeney (November)
DE-Dwight Freeney (December)
2006 - RB-Joseph Addai (November)

ALUMNI

The following compilation of Colts alumni includes every player who has ever appeared in a Colts uniform during a regular season National Football League game since 1953. Asterisk (*) denotes players and coaches who were on Colts World Championship teams. The numbers following college listings are jersey numbers. The numbers at the end of the column are season played.

COACHES

Ahrens, Dave – Wisconsin.....	1991	Emanuel, Gary – Plymouth State.....	2012-13
Anderson, Roy – Howard.....	2012-13	*Ewbank, Weeb – Miami (O).....	1954-62
Arians, Bruce – Virginia Tech.....	1998-00, 12	Fangio, Vic – E. Stroudsburg St.....	1999-01
Arnsperger, Bill – Miami (O).....	1964-69	FitzGerald, Jeff – Oregon State.....	2012-13
*Ball, Herman-Davis – Elkins.....	1956-62	Fitzsimmons, Devin – Bucknell.....	2011
Batta, Tom – Kent State.....	1994-97	Foerster, Chris – Colorado State.....	2002-03
Baughan, Maxie – Georgia Tech.....	1975-79	Franklin, Bobby – Mississippi.....	1973
Becker, John – Cal State- Northridge.....	1985-88	*Frazier, Leslie – Alcorn State.....	2005-06
Berbenich, Tim – Hamilton.....	2013	Furness, Steve – Rhode Island.....	1991
Bettcher, James – U of St. Francis.....	2012	Geis, Wayne – Lock Haven.....	1996-97
*Bielski, Dick – Maryland.....	1964-72, 77-81	Gibbs, Alex – Davidson.....	1992
Blache, Greg – Notre Dame.....	1994-98	Gilbert, Joe – Hamilton College.....	2012-13
Blackledge, Ron – Bowling Green.....	1992-96	Gillhamer, Mike – Humboldt St.....	2012-13
Boutselis, George – North Carolina.....	1975-81	Giufre, Frank – Syracuse.....	2012-13
Boyd, Bob – Oklahoma.....	1969-72, 81	Goodwin, Harold – Michigan.....	2012
Boyer, Brant – Arizona.....	2012-13	Grantham, Todd – Va. Tech.....	1999-01
Bratkowski, Zeke – Georgia.....	1982-84	Hamilton, Pep – Howard.....	2013
Bresnahan, Chuck – Navy.....	1996-97	Hawkins, Ralph – Maryland.....	1978
*Bridgers, John – Auburn.....	1957-58	Hill, George – Denison.....	1985-88
Briner, Greg – Cal Western.....	1989	*Howell, Richard – Davidson.....	2000-2013
Bruneu, Fred – Ohio State.....	1993-96	Huey, Gene – Wyoming.....	1992-10
Bullough, Hank – Michigan State.....	1970-72	Hufnagel, John – Penn State.....	2001
Burnett, Leon – SW Kansas.....	1987-91	Hunter, Tom – Purdue.....	1955
*Caldwell, Jim – Iowa.....	2002-11	Hunter, Hal – Pittsburgh.....	1982-84
Callahan, Ray – Kentucky.....	1973	Hunter, Hal – Northwestern.....	2013
Carson, Bud – N. Carolina.....	1982	*Idzik, John – Maryland.....	1970-72, 80-81
Catsavolos, George – Purdue.....	1984-93, 98-01	Infante, Lindy – Florida.....	1995-97
*Christensen, Clyde – North Carolina.....	2002-13	Jackson, Milt – Tulsa.....	1989-91
Cooter, Jim Bob – Tennessee.....	2009-11	Johnson, Jim – Missouri.....	1994-97
Coyer, Larry – Marshall.....	2009-10	Kennan, Larry – LaVerne.....	1989-90
Croom, Sylvester – Alabama.....	1991	Khayat, Ed – Tulane.....	1977-81
Cumiskey, Frank – Ohio State.....	1954-56	Kuhlmann, Hank – Missouri.....	1994-97
Cunningham, Gunther – Oregon.....	1982-84	Kush, Frank – Michigan State.....	1982-84
Davis, Charles – UCLA.....	1996-97	Lauterbur, Frank – Mt. Union.....	1955-56, 74-77
Doll, Don – USC.....	1974	Lovat, Tom – Utah.....	1985-88
Douglas, Otis – William & Mary.....	1953	Maalouf, Marwan – Baldwin Wallace.....	2012
Dovell, Whitey – Maryland.....	1975-78	Mann, Richard – Arizona S.....	1982-84
Dowhower, Rod – San Diego State.....	1985-86	Manusky, Greg – Colgate.....	2012-13
*Dungy, Tony – Minnesota.....	2002-08	Marandino, Roger – Kean University.....	2012-13

ADMINISTRATION

COACHING
STAFFFOOTBALL
OPERATIONSBUSINESS
OPERATIONS

PLAYERS

2013 SEASON
IN REVIEWCOLTS
HISTORY

RECORDS

COLTS IN THE
COMMUNITY



ADMINISTRATION

COACHING STAFF

FOOTBALL OPERATIONS

BUSINESS OPERATIONS

PLAYERS

2013 SEASON IN REVIEW

COLTS HISTORY

RECORDS

COLTS IN THE COMMUNITY

Marchetti, Gino – USF.....	1963
Marciano, Tony – Indiana Univ. (Pa.).....	1998-01
Marchibroda, Ted – St. Bona.....	1975-79, 92-95
Marshall, John – Washington.....	1986-88
Matthews, Billie – Southern.....	1985-86
* McCafferty, Don – Ohio State.....	1959-72
McCormack, Mike – Kansas.....	1980-81
McCulley, Pete – Louisiana Tech.....	1973-76
McMahon, Tom – Carroll College.....	2013
* Meeks, Ron – Arkansas State.....	2002-08
* Metzelaars, Pete – Wabash.....	2004-11
Meyer, Ron – Purdue.....	1986-91
Miller, Red – Western Illinois.....	1971-72
Molesworth, Keith – Monmouth.....	1953
Mora, Jim – Occidental.....	1998-01
* Moore, Tom – Iowa.....	1998-10
* Muir, Howard – Hillsdale (Mich.) Col.....	1998-09
Burr, Bill – Susquehanna.....	1989-91
Murphy, Mike – Huron.....	1998-11
Murphy, Russ – Davidson.....	1954
Mutscheller, Jim – Notre Dame.....	1963
Myers, Chip – NW Oklahoma.....	1985-88
Nicolau, Nick – S. Connecticut.....	1992-94
Noll, Chuck – Dayton.....	1966-68
Norvell, Jay – Iowa.....	1998-01
Pagano, Chuck – Wyoming.....	2012-13
Pagano, John – Mesa State.....	1998-01
Painter, Dwain – Rutgers.....	1992-93
Peay, Francis – Missouri.....	1992-93
Pellington, Bill – Rutgers.....	1963
Perry, Rod – Colorado.....	2007-11
Powers, Clyde – Oklahoma.....	1980
Prince, Ron – Appalachian State.....	2010-11
Purnell, Russ – Whittier College.....	2002-08
Reich, Frank – Maryland.....	2008-11
Richards, Ray – Nebraska.....	1953
* Reynolds, Diron – Wake Forest.....	2002-06
Roberts, Alfredo – Miami.....	2012-13
Robertson, Jay – Northwestern.....	1992-93, 97
Robinson, Jimmy – Georgia Tech.....	1994-97
Rowen, Keith – Stanford.....	1985-88

Rychleski, Ray – Millersville State Coll.....	2009-11
* Rymkus, Lou – Notre Dame.....	1970
Sandusky, John – Villanova.....	1959-72
Scarnecchia, Dante – Cal Western.....	1989-90
Schnellenberger, Howard – Kentucky.....	1973-74
Seely, Brad – South Dakota State.....	1989-93
Sefcik, George – Notre Dame.....	1973
Shaw, Bob – Ohio State.....	1957-58
Shula, Don – John Carroll.....	1963-69
Sidwell, Steve – Colorado.....	1985
Smith, Jerry – Wisconsin.....	1974-76
Spencer, Kevin – Springfield (Mass.).....	1998-01
Symank, John – Florida.....	1979-81
Szymanski, Dick – Notre Dame.....	1974
Teerlinck, Bill – Chadron State.....	2007-11
* Teerlinck, John – Western Illinois.....	2002-11
Theder, Roger – W. Michigan.....	1982-84
Thomas, Joe – Ohio Northern.....	1954, 74
Thomas, Pat – Texas A&M.....	1994-97
Thomas, Ricky – Alabama.....	2002-11
Tillman, Rusty – Northern Arizona.....	1998
Tobin, Vince – Missouri.....	1994-95
Torine, Jon – Springfield (Mass.).....	1992-94
Turner, Ron – Pacific.....	2010-11
Valesante, Bob – Ithaca.....	1982-83
Venturi, Rick – Northwestern.....	1982-93
Vitt, Joe – Towson State.....	1979-81
Voris, Dick – San Jose State.....	1973
Walker, David – Syracuse.....	2011-13
Wasyluk, Nick – Ohio State.....	1953
Weber, Chuck – West Chester State.....	1980-81
Westhoff, Mike – Wichita State.....	1982-84
White, Brad – Wake Forest.....	2012-13
Wietecha, Ray – Northwestern.....	1980-81
* Williams, Alan – William & Mary.....	2002-11
Williams, Charlie – Colorado St.....	2012-13
* Winner, Charlie – Washington.....	1954-65
Woods, Carlos – Delaware State.....	2007-08
Young, George – Bucknell.....	1970, 73
Zupanic, Tom – Indiana Central.....	1984-98
Zwahlen, Ernie – Oregon St.....	1979

PLAYERS

Abramowitz, Sid (T) Tulsa.....	69/74.....	83/87
Achica, George (NT) USC.....	62.....	85
Adams, Kris (WR) UTEP.....	81.....	12
* Addai, Joseph (RB) LSU.....	29.....	06-11
Addison, Mario (DE) Troy.....	97.....	11-12
Adongo, Daniel (OLB) Pretoria (South Africa).....	56.....	13
Atafala, Al (DB) Oregon State.....	23.....	10
Agase, Alex (G) Illinois.....	62.....	53
Agee, Mel (DE) Illinois.....	90.....	91-92
Ahrens, Dave (LB) Wisconsin.....	57.....	85-87
Al-Jabbar, Abdul-Karim (RB) UCLA.....	33.....	00
Alberts, Trev (LB) Nebraska.....	51.....	94-96
Allegre, Raul (K) Texas.....	2.....	83-85
Allen, Brian (RB) Stanford.....	43.....	02-03
Allen, Dwayne (TE) Clemson.....	83.....	12-13
Allen, Gerald (B) Omaha.....	44.....	66
Alexander, Elijah (LB) Kansas St.....	50.....	96-98
Alexander, Rufus (LB) Oklahoma.....	59.....	08
Alley, Don (F) Adams St.....	29.....	67
Alston, Mack (TE) UMES.....	83.....	77-80
Alston, O'Brien (LB) Maryland.....	97.....	88-89
Ambrose, Ashley (DB) Ms. Val. St.....	33.....	92-95
* Ameche, Alan (B) Wisconsin.....	35.....	55-60
Amman Richard (DE) Florida St.....	73.....	72-73
Anderson, Don (DB) Purdue.....	36.....	85

Anderson, Jamaal (DE) Arkansas.....	90.....	11
Anderson, Kim (DB) Arizona St.....	26.....	80-84
Anderson, Larry (DB) La. Tech.....	30.....	82-84
Anderson, Willie (WR) UCLA.....	84.....	95
Andrews, John (TE) Indiana.....	36/88.....	73-74
Andrus, Shane (K) Murray State.....	8.....	09
Angerer, Pat (LB) Iowa.....	51.....	10-13
Arbuckle, Charles (TE) UCLA.....	81.....	92-95
Archer, Brandon (LB) Kansas St.....	53.....	07
Armour, Phillip (C) N. Texas State.....	54.....	00-85
Armstrong, Harvey (NT) SMU.....	79.....	86-90
Aromashodu, Devin (WR) Auburn.....	80.....	07
Asante, Larry (DB) Nebraska.....	25.....	13
Atkinson, Jess (K) Maryland.....	14.....	88
Austin, Billy (DB) New Mexico.....	47.....	98-00
Austin, Ocie (DB) Utah St.....	37.....	68-69
Austin, Thomas (C) Clemson.....	65.....	13
Auzenne, Troy (T) California.....	75.....	96
Averno, Sisto (G) Muhlenberg.....	60.....	53-54
Avery, Donnie (WR) Houston.....	11.....	12
Bacon, Waive (DB) Alabama.....	26.....	08-84
Bailey, Aaron (WR) Louisville.....	80.....	94-98
Bailey, Don (C) Miami.....	61.....	84-85
Bailey, Elmer (WR) Minnesota.....	87.....	82
Bailey, Jim (DT) Kansas.....	65/79.....	70-74



Baker, Jason (P) Iowa.....	9	04	*Braase, Ordell (DE) S. Dakota.....	81	57-68
Baker, Ron (G) Oklahoma St.....	60	78-79	Bracelin, Greg (LB) California.....	52	82-84
Baker, Shannon (WR) Florida St.....	84	93-94	*Brackett, Gary (LB) Rutgers.....	58	03-11
Baldinger, Brian (T) Duke.....	62	88-91	Bradshaw Ahmad (RB) Marshall.....	44	13
Baldinger, Gary (DL) Wake Forest.....	94	90	Brady, Jeff (LB) Kentucky.....	51	99
Baldischwiler, Karl (T) Oklahoma.....	72	83, 85-86	Brady, Kerry (K) Hawaii.....	9	88
Baldwin, Bob (B) Clemson.....	34	66-67	Bragg, Mike (P) Richmond.....	4	80
Baldwin, Ervin (DE) Michigan St.....	94	09	Brandes, John (TE) Cameron.....	88	87-89
Ball, Lance (RB) Maryland.....	27	08	Brandon, Michael (DE) Florida.....	99	93
Ball, Michael (DB) Southern.....	31	88-93	Bratzke, Chad (DE) E. Kentucky.....	92	99-03
*Ball, Sam (T) Kentucky.....	73	66-70	Brayton, Tyler (DE) Colorado.....	96	11
Ballage, Pat (S) Notre Dame.....	26/40	86-87	Braziel, Larry (DB) USC.....	47	79-81
Ballard, Quinton (NT) Elon.....	97	83	Brazil, LaVon (WR) Ohio.....	15	12-13
Ballard, Vick (RB) Mississippi St.....	33	12-13	Brethauer, Monte (E) Oregon.....	80/86/88	53-55
Banes, Joey (OL) Houston.....	65	90	Brewer, Dewell (RB) Oklahoma.....	26	94
Banks, Chip (LB) USC.....	51	89-92	Brien, Doug (K) California.....	10	01
Banks, Chuck (RB) WV Tech.....	37	87	*Brock, Raheem (DE) Temple.....	79	02-09
Banks, Roy (WR) E. Illinois.....	86	87-88	Bronson, Ben (WR) Baylor.....	18	95
Banta, Bradford (TE) USC.....	83	94-99	Brooks, Bill (WR) Boston U.....	80	86-92
Barber, Kantroy (RB) West Virginia.....	46	98	Brooks, Chris (WR) Nebraska.....	83	10-11
Barber, Michael (LB) Clemson.....	53	98-99	Brooks, Rodregis (DB) UAB.....	26	01-02
Barnes, Ernie (NT) Miss. St.....	95	83	Brotzki, Bob (T) Syracuse.....	74	86-88
Barnes, Lionel (DE) La.-Monroe.....	93	00-01	Broughton, Willie (RB) Miami.....	68	85-86
Barnes, Mike (DT) Miami (Fla.).....	63	73-81	Brown, Andre (RB) N. Carolina St.....	35	10
Barwegen, Dick (G) Purdue.....	61	53-54	Brown, Barry (E) Florida.....	36	66-67
Bashir, Idrees (DB) Memphis.....	28	01-04	Brown, Cornelius (DB) Texas-El Paso.....	39	10
Baskett, Hank (WR) New Mexico.....	81	09	Brown, Donald (RB) Connecticut.....	31	09-13
Baylor, John (DB) Sou. Miss.....	36	89-93	Brown, Ed (QB) USF.....	14	65
Baylor, Tim (DB) Morgan State.....	47	76-78	Brown, Gordon (RB) Tulsa.....	42	87
Beach, Pat (TE) Wash. St.....	81	82-83, 85-91	Brown, Jalil (DB) Colorado.....	21	13
Bell, Joique (RB) Wayne State.....	35	10	Brown, Jerry (OLB) Illinois.....	57	12
Bell, Kerwin (QB) Florida.....	12	96-97	*Brown, Ray (DB) Mississippi.....	17	58-60
Bell, Mark (DE) Colorado St.....	48/90	83-84	Brown, Sergio (S) Notre Dame.....	38	12-13
Bellini, Mark (WR) BYU.....	87	87-88	Brown, Stevie (DB) Michigan.....	28	11
Belsler, Jason (DB) Oklahoma.....	29	92-00	Brown, Timmy (RB) Ball State.....	2	68
Benhart, Eugene (QB) W. Illinois.....	18	90	Brown, Travis (QB) N.Arizona.....	5	04
Benjamin, Bill (LB) San Jose St.....	54	87	Bryan, Walter (B) Texas Tech.....	21	55
Bennett, Cornelius (LB) Alabama.....	97	99-00	Bryant, Matt (K) Baylor.....	1	04
Bennett, Tony (LB) Mississippi.....	56	94-97	Bryant, Steve (WR) Purdue.....	80	87
Benson, Mitchell (DL) TCU.....	95	89-90	Buchanan, Ray (DB) Louisville.....	34	93-96
Bentley, Albert (RB) Miami (Fla.).....	20	85-91	*Bulaich, Norm (RB) TCU.....	36	70-72
Bentley, Kevin (LB) Northwestern.....	57	11	Bullitt, Melvin (DB) Texas A&M.....	33	07-11
Berra, Tim (WR) Massachusetts.....	84	74	Bulluck, Brian (LB) NC State.....	57	87
Berry, Bertrand (LB) Notre Dame.....	57	97-99	Burke, Randy (WR) Kentucky.....	84	78-81
*Berry, Raymond (E) SMU.....	82	55-67	Burkett, Jack (LB) Auburn.....	55	61-66
Bertuca, Tony (LB) Cal-St. Chico.....	51	74	Burleson, Jason (TE) Texas.....	49	93
*Bethae, Antoine (DB) Howard.....	41	06-13	Burns, Vincent (DT) Kentucky.....	72	05
Beutler, Tom (LB) Toledo.....	53	71	Burris, Jeff (DB) Notre Dame.....	20	98-01
Biasucci, Dean (K) W. Carolina.....	4/5, 84	86-94	Burroughs, James (CB) Mich. St.....	45	82-84
Bickett, Duane (LB) USC.....	50	85-93	Burroughs, Sammie (LB) Port. St.....	53	96-97
Bielski, Dick (E) Maryland.....	31	62-63	Butcher, Paul (LB) Wayne St.....	53	93-94
Bighead, Jack (E) Pepperdine.....	80	54	Butler, Darius (CB) Connecticut.....	20	12-13
Bird, Cory (DB) Va. Tech.....	41	01-04	Butler, Ray (WR) USC.....	80	80-85
Blackman, Jon (OL) Purdue.....	71	98	Cable, Tom (OG) Idaho.....	63	87
Blackmon, Robert (DB) Baylor.....	25	97-98	Caldwell, David (DB) William & Mary.....	30	11
Blackwood, Lyle (S) TSU.....	44	77-80	*Call, Jack (B) Colgate.....	25	57-58
Blados, Brian (OL) N. Carolina.....	63	91	Call, Kevin (OT) Colorado St.....	71/72	84-93
Blanchard, Cary (K) Oklahoma St.....	14	95-97	Campanella, Joe (T) Ohio St.....	73	53-57
Blandin, Ernie (T) Tulane.....	41	53	Campbell, John (LB) Minnesota.....	55	69
Bleick, Tom (B) Georgia Tech.....	25	66	Cannida, James (DT) Nevada-Reno.....	97	02
Blevins, Tony (DB) Kansas.....	26	99-00	Cannon, Mark (C) Texas-Arlington.....	58	91
Blue, Forrest (C) Auburn.....	50	75-78	Carter, Delone (RB) Syracuse.....	34	11-12
Boggs, Mark (T) Ball State.....	60	87	Capers, Wayne (WR) Kansas.....	87	85-86
*Boiman, Rocky (LB) Notre Dame.....	50	06-07	Caron, Roger (T) Harvard.....	67/74	85-86
Bonham, Shane (DT) Tennessee.....	72	99	Carr, Roger (WR) Louisiana Tech.....	81	74-81
Boyd, Matt (WR) California.....	85/87	82-89	Carthens, Miit (T) Michigan.....	68	87
Bouza, Bob (DB) Oklahoma.....	40	60-68	Carthon, Maurice (RB) Ark. St.....	44	92
Boyer, Mark (TE) USC.....	84	85-89	*Carthon, Ran (RB) Florida.....	35	04-06

ADMINISTRATION

COACHING STAFF

FOOTBALL OPERATIONS

BUSINESS OPERATIONS

PLAYERS

2013 SEASON IN REVIEW

COLTS HISTORY

RECORDS

COLTS IN THE COMMUNITY



ADMINISTRATION

COACHING STAFF

FOOTBALL OPERATIONS

BUSINESS OPERATIONS

PLAYERS

2013 SEASON IN REVIEW

COLTS HISTORY

RECORDS

COLTS IN THE COMMUNITY

Carver, Melvin (RB) UNLV 30 87
 Cash, Kerry (TE) Texas 88 91-94
 Castonzo, Anthony (T) Boston Col 74 11-13
 Chandler, Chris (QB) Washington 17 88-89
 Chapman, Josh (DL) Alabama 96 12-13
 *Chapman, Kory (RB) Jacksonville St 31 05-06
 Charleston, Jeff (DE) Idaho State 60 07
 Chatman, Ricky (LB) LSU 52 87
 Cheatham, Ernie (T) Loyola LA 66 54
 Cherilus, Gosder (T) Boston College 78 13
 Cherry, Stan (LB) Morgan State 59 73
 Chester, Larry (DL) Temple 64 98-00
 Chester, Raymond (TE) Morgan St 87 73-77
 Cheyunski, Jim (LB) Syracuse 59 75-76
 Choice, Tashard (RB) Georgia Tech 43 13
 Chorak, Jason (LB) Washington 93 98
 Chorovich, Dick (T) Miami (O) 78 55-56
 Chung, Eugene (OL) Va. Tech 66 97
 Clancy, Sam (DL) Pittsburgh 76 89-93
 *Clark, Dallas (TE/FB) Iowa 44 03-11
 Clark, Ken (RB) Nebraska 32 90-92
 Clark, Rico (DB) Louisville 27 97-98
 Clarks, Conrad (DB) NE Louisiana 35 95
 Clemens, Bob (B) Pittsburgh 48 62
 Clinkscale, Dexter (S) S.C. State 47 86
 Clancy, Sam (DL) Pittsburgh 76 89-93
 Cloherty, Colin (TE) Brown 46 09
 Cofer, Mike (K) N.C. State 3 95
 Cogdill, Gail (E) Washington St 80 68
 Cole, Terry (RB) Indiana 34 68-69
 Coleman, Leonard (DB) Vanderbilt 31/47 85-87
 Coley, James (TE) Clemson 87 91
 Collett, Elmer (G) SF State 66 73-77
 Collie, Austin (WR) BYU 17 09-12
 *Collins, Jerome (TE) Notre Dame 47 06
 Collins, Kerry (QB) Penn State 5 11
 Colquitt, Craig (P) Tennessee 5 87
 Colteryan, Lloyd (E) Maryland 87 54-56
 Colvin, Jim (T) Houston 67/75 60-63
 Cordon, Brannon (DB) Troy 42 07
 Conjar, Larry (B) Notre Dame 48 69-70
 Conley, Steven (LB) Arkansas 59 98
 Conlin, Chris (OL) Penn State 66 90-91
 Conner, Kavell (LB) Clemson 53 10-13
 Cook, Fred (DE) So. Mississippi 72 74-80
 *Cooke, Ed (E) Maryland 85 59
 Cooks, Johnie (LB) Miss. St 98 82-88
 Cortez, Jose (K) Oregon State 6 05
 Coryatt, Quentin (LB) Texas A&M 55 92-97
 Cosby, Quan (WR) Texas 12 11
 Cota, Chad (DB) Oregon 37 99-01
 Coutre, Larry (B) Notre Dame 24 53
 Covington, John (DB) Notre Dame 39 94
 Cox, Aaron (WR) Arizona State 80 93
 Craddock, Nate (RB) Parsons 32 63
 Cribbs, Joe (RB) Auburn 30 88
 Criswell, Jeff (G) Graceland 62 87
 Crockett, Zack (RB) Florida State 32 95-98
 Crosby, Cleveland (DE) Arizona 73 82
 Crosby, Cliff (DB) Maryland 31 01-03
 Crouch, Terry (G) Oklahoma 75 82
 Culver, Rodney (RB) Notre Dame 35 92-93
 Cunningham, Justice (TE) South Carolina 86 13
 Cunningham, Pat (OL) Texas A&M 72 20
 Cuozzo, Gary (QB) Virginia 15 63-66
 *Curry, Bill (C) Georgia Tech 50 67-72
 Curry, Craig (DB) Texas 45 87
 Curry, Shane (DL) Miami 91 91

*Curtis, Mike (LB) Duke 32 65-75
 *Curtis, Tom (DB) Michigan 25 70-71
 Daniel, Eugene (CB) LSU 38 84-96
 Daniel, Kenny (S) San Jose St 23 86-87
 Darby, Byron (NT) USC 72 87-88
 Davenport, Joe Dean (TE) Ark 49/80 01-03
 Davenport, Najeh (RB) Miami 49 08
 *David, Jason (DB) Wash. St 42 04-06
 Davidson, Cotton (QB) Baylor 18/19/2 54, 57
 Davis, Buster (LB) Florida St 52 08
 Davis, Carey (RB) Illinois 44 04
 Davis, Lee (DB) Mississippi 28 87
 *Davis, Milt (DB) UCLA 20 57-60
 Davis, Norman (G) Grambling 63 67
 Davis, Preston (CB) Baylor 27 84-86
 Davis, Ted (LB) Georgia Tech 35 64-66
 Davis, Travis (NT) Michigan St 95 91
 Davis, Vontae (CB) Illinois 23 12-13
 Davis, Wendell (WR) LSU 10 95
 Dawkins, Sean (WR) California 87 93-97
 Dawson, Clifton (RB) Harvard 30 07-08
 Dawson, Keyunta (DL) Tex. Tech 96 07-10
 Dawson, Lake (WR) Notre Dame 87 99
 Dawson, JaJuan (WR) Tulane 11 03
 *DeCaro, Art (E) Georgia 21/23 57-60
 Dee, Donnie (TE) Tulsa 48 88-89
 Delaney, Jeff (S) Pittsburgh 34 82-83
 DeBello, Jack (B) Miami (Fla.) 12 53
 DeMulling, Rick (G) Idaho 64 01-04
 Denson, Atry (RB) Notre Dame 20 02
 Dent, Richard (DE) Tenn. State 96 96
 DeRoo, Brian (WR) Redlands U 87 79-81
 DeVan, Kyle (G) Oregon State 66 09-10
 Dickel, Dan (LB) Iowa 55 74-77
 Dickerson, Eric (RB) SMU 29 87-91
 Dickey, Curtis (RB) Tex. A&M 27/33 80-85
 Diehl, John (T) Virginia 78 61-64
 *Diem, Ryan (OT) N. Illinois 71 01-11
 Diles, Zac (LB) Kansas State 54 11
 Dilger, Ken (TE) Illinois 85 95-01
 Dills, Bucky (P) Georgia 10 79
 Dixon, Antonio (DT) Miami 97 12
 Dixon, Randy (G) Pittsburgh 69 87-95
 Dixon, Titus (WR) Troy State 87 89
 Dixon, Zachary (RB) Temple 31 80-82
 Doering, Chris (WR) Florida 15 96-97
 Doering, Jason (DB) Wisconsin 34 01-03
 Domes, Marty (QB) Columbia 14 72-75
 Donaldson, Ray (C) Georgia 53 80-92
 *Donovan, Art (DT) Boston Col 70 53-61
 *Dorsey, DeDe (RB) Lindenwood 30 06
 *Doss, Mike (DB) Ohio State 20 03-06
 Doyle, Jack (TE) Western Kentucky 84 13
 Doughty, Glenn (WR) Michigan 35 72-79
 Drougas, Tom (T) Oregon 74 72-73
 *Duncan, James (DB) Md. St 35 69-71
 Dunlap, Len (DB) N. Tex. St 46 71
 Dunn, Perry Lee (RB) Mississippi 31 69
 *Dupre, L.G. (RB) Baylor 45 55-59
 Durham, Steve (DE) Clemson 72 82
 Dutton, John (DE) Nebraska 78 74-78
 Echols, Mike (DB) Wisconsin 31 04
 Ecklund, Brad (C) Oregon 50 53
 Edds, A.J. (LB) Iowa 52 11
 Edmunds, Randy (LB) Ga. Tech 52 72
 Edwards, Dan (E) Georgia 82 53-54
 Eggers, Dough (LB) S. Dakota St 67 54-57
 Ehrmann, Joe (DT) Syracuse 76 73-80



Eisenhooth, Stan (OL) Towson St.....	67	89	Gibson, David (DE) USC.....	26	02
Ekern, Andy (T) Missouri.....	79	84	Giguere, Sam (WR) Sherbrooke.....	14	09
Eldridge, Brody (TE) Oklahoma.....	81	10-11	Gilbert, Ben (G) Ohio State.....	69	00-01
Elias, Keith (RB) Princeton.....	23	98-99	Gilburg, Tom (T) Syracuse.....	73	61-65
Elko, Bill (NT) LSU.....	96	87	Gill, John (DT) Northwestern.....	69	09
Embree, Mel (E) Pepperdine.....	85	53	Gill, Owen (RB) Iowa.....	44	85-86
Emtman, Steve (DT) Wash.....	79/90	92-94	Ginn, Hubert (RB) Florida A&M.....	27/39	73
Enke, Fred (QB) Arizona.....	17	53-54	*Giordano, Matt (DB) California.....	43	05-08
Erickson, Craig (QB) Miami.....	7	95	Glasgow, Nesby (DB) Washington.....	25	79-87
Essex, Trai (G) Northwestern.....	66	12	Glenn, Cody (LB) Nebraska.....	52	09-10
Etheredge, Carlos (TE) Miami.....	81	94	*Glenn, Tarik (OT) California.....	78	97-06
Evans, Darren (RB) Virginia Tech.....	32	11	Glick, Gary (B) Colo. A&M.....	47	61
Faulk, Marshall (RB) San Diego St.....	28	94-98	*Goddard, Johnathan (LB) Marshall.....	55/96	05-06
Faulkner, Jeff (DL) Southern.....	94	90	Golsteyn, Jerry (QB) N. Illinois.....	12/15	79
Favors, Greg (LB) Miss. State.....	51	02	Gonzalez, Anthony (WR) Ohio St.....	11	07-11
Fayson, Jarred (WR) Illinois.....	16	11	Gonzalez, Joaquin (OL) Miami.....	74	05
Feagin, Wiley (G) Houston.....	61	61-62	Goode, Chris (DB) Alabama.....	37	87-93
Feamster, Tom (T) Florida St.....	79	56	*Goode, Tom (C) Mississippi St.....	54	70
Feasel, Grant (C) Abilene Christian.....	50	83-84	Gordon, Lennox (RB) N. Mexico.....	30	00
*Fetcheikel, Dan (OT) Calgary.....	76	06-09	Gordy, Josh (CB) Central Michigan.....	27	12-13
Federspiel, Joe (LB) Kentucky.....	50	81	Graham, Nick (DB) Tulsa.....	42	08
Felton, Jerome (FB) Furman.....	42	11	*Gramatica, Martin (K) Kansas St.....	10	04,06
Felts, Bob (B) Florida A&M.....	47	65	Grant, Alan (DB) Stanford.....	26	90-91
Ferguson, Joe (QB) Arkansas.....	12	90	*Grant, Bob (LB) Wake Forest.....	51	68-70
Fernandes, Ron (DE) E. Michigan.....	73	76-79	Grant, Stephen (LB) W. Virginia.....	59	92-97
Fields, Greg (DE) Grambling.....	79	79-80	Graves, Marshane (T) Arizona.....	61	87
Fields, Jitter (DB) Texas.....	29	87	Gray, Carlton (DB) UCLA.....	26	97
Figaro, Cedric (LB) Notre Dame.....	58	91	Gray, Cecil (DL) North Carolina.....	75	93-94
Finn, Jim (RB) Penn.....	36	00-02	Gray, Derwin (DB) BYU.....	30	93-97
Finnin, Tom (DT) Detroit.....	77	53-56	Green, Anthony (DT) N. Carolina St.....	91	81
Fleener, Coby (TE) Stanford.....	80	12-13	Green, E.G. (WR) Florida State.....	84	98-00
*Fletcher, Bryan (TE) UCLA.....	81	05-07	Green, Marshay (CB) Mississippi.....	30	12
Flowers, Bernie (E) Purdue.....	81	56	Greene, Scott (RB) Mich. St.....	43	98-99
Flowers, Dick (B) Northwestern.....	18	53	Gregory, Ken (E) Whittier.....	88	61
Floyd, Anthony (DB) Louisville.....	39	03-04	Griffin, Wade (T) Mississippi.....	69	77-81
Foley, Tim (T) Notre Dame.....	78	81	Griggs, Perry (KR) Troy State.....	28	77
Fontenot, Al (DE) Baylor.....	99	97-98	Grimm, Dan (G) Colorado.....	67	69
Foote, Chris (C) USC.....	66	80-81	Grimsley, Ed (LB) Akron.....	56	87
Footman, Dan (DE) Florida St.....	98	97-98	Groce, Cliff (RB) Texas A&M.....	27/33	95-97
Forsett, Justin (RB) California.....	30	08	Gronkowski, Chris (FB) Arizona.....	49	11
Foster, Brandon (DB) Texas.....	39	08	Gross, Lee (C) Auburn.....	52	79
Foster, Eric (DT) Rutgers.....	68	08-11	Guy, Lawrence (DE) Arizona State.....	67	12-13
Fokou, Moise (LB) Maryland.....	58	12	Guzman, Ramon (LB) Buffalo.....	52	07
Francisco, Aaron (DB) BYU.....	43	09-10	Haddad, Drew (WR) Bufflao.....	84	01-02
Franklin, Aubrayo (DL) Tennessee.....	97	13	*Hagler, Tyjuan (LB) Cincinnati.....	56	05-10
Franklin, Cleveland (RB) Baylor.....	28	81-82	Haines, John (DL) Texas.....	90	86
Franklin, Willie (WR) Oklahoma.....	30	72	Hall, De'von (DB) Utah State.....	45	09
Frazier, Derrick (DB) Texas A&M.....	31	96	Hall, Randy (CB) Idaho.....	33	74,76
Freeman, Jerrell (LB) M.H.Baylor.....	50	12-13	Hall, Roy (WR) Ohio State.....	83	07-08
*Freney, Dwight (DE) Syracuse.....	93	02-12	Hall, Steven (DB) Kentucky.....	35	96
Freitas, Makoa (T) Arizona.....	76	03-04	Hamilton, Joe (QB) Georgia Tech.....	3	04
Fultz, Mike (DT) Nebraska.....	72/92	81	Hamlin, Ken (DB) Arkansas.....	35	10
Gagliano, Bob (QB) Utah State.....	11	88	Hamm, Bob (DE) Nev.-Reno.....	95	87
Gambol, Chris (T) Iowa.....	74	88	Hampton, Jermaine (DB) N. Ill.....	47	01-02
Ganas, Rusty (DT) S. Carolina.....	73	71	Hancock, Kevin (LB) Baylor.....	51	87
*Gandy, Dylan (G) Texas Tech.....	57	05-07	Hand, Jon (DE) Alabama.....	78	86-94
Garcon, Pierre (WR) Mt. Union.....	85	08-11	Harbaugh, Jim (QB) Michigan.....	4/12	94-97
*Gardin, Ron (DB) Arizona.....	30	70-71	Harbour, James (WR) Mississippi.....	87	86
Gardner, Ellis (OL) Georgia Tech.....	65	84	Hardeman, Don (RB) Texas A&I.....	36	78-79
*Gardner, Gilbert (LB) Purdue.....	51	04-06	Hardin, Steve (OL) Oregon.....	66	96
Gardecki, Chris (P) Clemson.....	17	95-98	Harness, Jim (B) Mississippi St.....	20/41	56
Garrett, Mike (P) Georgia.....	9	81	Harold, George (B) Allen.....	42	66-67
Garry, Ben (RB) So. Mississippi.....	29	79-80	*Harper, Nick (DB) Ft. Valley St.....	25	01-06
Gaubatz, Dennis (LB) LSU.....	53	65-69	Harper, Shawn (T) Indiana.....	75	95
Geathers, Clifton (DE) S. Carolina.....	66	12	Harris, Joe (LB) Georgia Tech.....	50	82
George, Ed (T) Wake Forest.....	73	75	Harris, Sean (LB) Arizona.....	55	01
George, Jeff (QB) Illinois.....	11	90-93	Harris, Walt (DB) Miss. State.....	21	02-03
Giannetti, Frank (DL) Penn State.....	65	91	Harris, Wendell (DB) LSU.....	26	62-65

ADMINISTRATION
COACHING STAFF
FOOTBALL OPERATIONS
BUSINESS OPERATIONS
PLAYERS
2013 SEASON IN REVIEW
COLTS HISTORY
RECORDS
COLTS IN THE COMMUNITY



ADMINISTRATION

COACHING STAFF

FOOTBALL OPERATIONS

BUSINESS OPERATIONS

PLAYERS

2013 SEASON IN REVIEW

COLTS HISTORY

RECORDS

COLTS IN THE COMMUNITY

Harrison, Bob (B) Ohio U.....	20	61	Hudson, Nat (G) Georgia.....	63	82
Harrison, Dwight (DB) Texas A&I.....	28	78-79	Huff, Ken (G) N. Carolina.....	62	75-82
*Harrison, Marvin (WR) Syracuse.....	88	96-08	Huffman, Darvell (WR) Boston U.....	85	91
Hart, Jeff (T) Oregon State.....	68	79-83	Hugasian, Harry (B) Stanford.....	31	55
Hart, Mike (RB) Michigan.....	32	08-10	Hughes, Dante (DB) California.....	20	07-08
*Hartssock, Ben (TE) Ohio State.....	80	04-06	Hughes, Jerry (DE) TCU.....	92	10-12
Harvey, Mario (LB) Marshall.....	54	12-13	Hughes, Montori (DL) Tennessee-Martin.....	94	13
Hasselbeck, Matt (QB) Boston College.....	8	13	Hughes, Robert (RB) Notre Dame.....	29	12-13
Hatchett, Derrick (CB) Texas.....	42	80-83	Humber, Ramon (LB) N.Dakota St.....	59	09-10
Hathaway, Steve (LB) W.Virginia.....	58	84	Humiston, Mike (LB) Weber St.....	57	82, 84
Hauck, Tim (DB) Montana.....	45	98	Humm, David (QB) Nebraska.....	10/11	81-82
Havili, Stanley (RB) USC.....	39	13	Humphrey, Ronald (RB) Ms. V. St.....	25	94-95
*Havrilak, Sam (B) Bucknell.....	17	69-73	Humphries, Leonard (DB) Penn St.....	23	94
*Hawkins, Alex (B) S. Carolina.....	25	59-65, 67-68	Hunley, James (NT) USC.....	56	85-86
Hawthorne, Greg (TE) Baylor.....	83	87	Hunt, George (K) Tennessee.....	10	73
*Hayden, Kelvin (DB) Illinois.....	26	05-10	Hunter, Ivy Joe (RB) Kentucky.....	45	89-90
Haymond, Alvin (DB) Southern U.....	30	64-67	Hunter, James (NT) USC.....	92	82
Heard, Kellen (DT) Memphis.....	65	12	Hutchins, Von (DB) Mississippi.....	27	04-05
Heffern, Shawn (OL) Notre Dame.....	79	87	Hutton, Trevor (G) Utah State.....	61	04
Heimkreiter, Steve (LB) Notre Dame.....	58	80	Huzvar, John (RB) Pittsburgh.....	30/38	53-54
Hemphill, Darryl (FS) W. Texas St.....	27	82	Hyde, Glenn (T) Pittsburgh.....	65	82
*Hendricks, Ted (LB) Miami (Fla.).....	83	69-73	Ijalana, Ben (G) Villanova.....	79	11
Henry, Bernard (WR) Arizona St.....	88	82-85	lorio, Joe (C) Penn State.....	60	04
Henry, Steve (DB) Emporia State.....	44	81	Insley, Trevor (WR) Nev.-Reno.....	83	01
Hepburn, Lonnie (CB) Texas So.....	43	71-72	Ismail, Qadry (WR) Syracuse.....	83	02
Hermann, John (B) UCLA.....	20	56	Jackson, Ken (G) Texas.....	74	53-57
Herosian, Brian (S) Connecticut.....	29	73	Jackson, Marcus (DL) Purdue.....	76	87
Herrmann, Mark (QB) Purdue.....	9	83-84, 90-92	Jackson, Mark (WR) Purdue.....	84	94
Herrond, Jeff (LB) Mississippi.....	54	88-96, 98	*Jackson, Marlin (DB) Michigan.....	28	05-09
Herron, Daniel (RB) Ohio State.....	36	13	Jackson, Victor (DB) Bowie State.....	39	86
Herzing, Adam (WR) Cal-Poly.....	15	02	Jackson, Wavery (OL) Va. Tech.....	74	98-02
Hester, Jessie (WR) Florida State.....	84	90-93	Jacquet, Nate (QB) San Diego St.....	18	97
Hetherington, Chris (RB) Yale.....	44	96-98	James, Brandon (WR) Florida.....	12	10
Heyward, Craig (RB) Pittsburgh.....	33	98	James, Edgerrin (RB) Miami.....	32	99-05
Heyward-Bey, Darrius (WR) Maryland.....	81	13	James, Javarris (RB) Miami.....	42	10
Hickman, Dallas (LB) California.....	57	81	James, June (LB) Texas.....	58	87
Hickman, Justin (OLB) UCLA.....	55	12	James, Tommy (B) Ohio St.....	42	56
Hicks, Brandon (DT) Bowling Green.....	72	03	Jarvis, Ralph (DL) Temple.....	93	90
Hicks, Dwight (S) Michigan.....	29	86	Jaworski, Matt (LB) Colgate.....	59	91
Hilger, Rust (QB) Oklahoma St.....	7/12	90-91	Jean Francois, Ricky (DL) LSU.....	99	13
Hill, Anthony (TE) NC State.....	83	11	Jefferson, Joseph (DB) W. Kentucky.....	29	02-05
*Hill, Jerry (RB) Wyoming.....	45/61	63-70	*Jefferson, Roy (WR) Utah.....	87	70
Hills, Tony (T) Texas.....	78	12	Jenkins, Fletcher (DE) Washington.....	94	82
Hilliard, Corey (T) Oklahoma St.....	72	07-08	*Jennings, Tim (DB) Georgia.....	23/27	06-09
*Hilton, Roy (DE) Jackson St.....	85	65-73	Johnson, Anthony (RB) Notre Dame.....	23	90-93
Hilton, T.Y. (WR) Florida Int.....	13	12-13	Johnson, Antonio (DT) Miss. St.....	99	08-12
Hines, Jermale (DB) Ohio State.....	26	11	Johnson, Cam (LB) Virginia.....	59	13
Hinton, Chris (G/T) Northwestern.....	75	83-89	*Johnson, Charlie (T) Okla. St.....	74	06-10
Hinton, Chuck (DT) N.Carolina Col.....	75	72	*Johnson, Cornelius (G) Va. Union.....	60	68-72
*Hinton, Ed (WR) Oklahoma.....	33	69-72	Johnson, Curtis (DE) Clark Atlanta Univ.....	94	08
Hoaglin, Fred (C) Pittsburgh.....	54	73	Johnson, Ed (DT) Penn State.....	92/99	07-09
Hobert, Billy Joe (QB) Washington.....	14	00	Johnson, Ellis (DT) Florida.....	62	95-01
Hogeboom, Gary (QB) C. Michigan.....	7	86-88	Johnson, Ezra (DE) Morris Brown.....	90	88-89
Holcomb, Kelly (QB) MTSU.....	13	96-00	Johnson, Gary Don (DT) Baylor.....	90	80
Hollier, Dwight (LB) N. Carolina.....	56	00	Johnson, Greg (DT) Florida State.....	79	77
Holloway, Cornell (DB) Pitt.....	25	90-92	Johnson, Jason (C) Kansas St.....	59/60	97-99
Holmberg, Rob (LB) Penn State.....	59	98	Johnson, Kelley (WR) Colorado.....	84	87
Holmes, Darick (RB) Portland State.....	44	99	Johnson, Marshall (WR) Hou.....	29/80	75-78
Holmes, Khaled (C/G) USC.....	62	13	Johnson, Terrence (DB) Cal (PA).....	23	11
Holmes, Mike (DB) Syracuse.....	20	11	Johnson, Wayne (DB) Georgia.....	18	89
Holsey, Bernard (DL) Duke.....	79	00	Jones, Bert (QB) LSU.....	7	73-81
Holt, John (CB) W. Texas State.....	21	86-88	Jones, Brian (LB) Texas.....	56	91
Horn, Dick (B) Stanford.....	18	58	Jones, Bryant (DB) Toledo.....	33	87
Houchin, Thomas (DE) Kansas St.....	67	04	Jones, Dominique (TE) Shepherd.....	46	12-13
Howard, Marcus (DE) Georgia.....	92	08	Jones, Isaac (WR) Purdue.....	15	99-00
Howe, Garry (DT) Colorado.....	72	94	Jones, Joe (TE) Va. Tech.....	81	87
Howell, Delano (S) Stanford.....	26	12-13	Jones, Mike (TE) Texas A&M.....	49	93
Huard, Brock (QB) Washington.....	7	02-03	Jones, Richard (DB) Texas A&I.....	39	96



Jones, Ricky (LB) Tuskegee.....	51	80-83	Lee, Ron (RB) West Virginia.....	34	76-78
Jordan, Antony (LB) Vanderbilt.....	91	98	Leeuwenburg, Jay (OG) Colorado.....	58	96-98
Jordan, Steve (K) USC.....	6	87	Lefeged, Joe (DB) Rutgers.....	35	11-13
Joseph, Vance (DB) Colorado.....	43	96	Leiding, Jeff (LB) Texas.....	92	86-87
* Joyce, Don (DE) Tulane.....	76/83	54-60	Leigeb, Brian (DB) Cen. Michigan.....	40	02
* June, Cato (LB) Michigan.....	59	03-06	Lesane, Jimmy (B) Virginia.....	31	54-55
Justice, Steve (C/G) Wake Forest.....	53	08	Lester, Keith (TE) Murray St.....	88	87
Justice, Winston (T) USC.....	69	59-12	* Lewis, Harold (B) Houston.....	43	59
Justin, Paul (QB) Arizona State.....	11	95-97	Lewis, Joe (T) Compton.....	72	61
Justin, Sid (CB) Long Beach St.....	44	82	* Lija, Ryan (G) Kansas State.....	65	04-09
Kaczmarek, Mike (LB) Southern Ill.....	52	73	Linhart, Toni (K) Austria Tech.....	2	74-79
Kafentzis, Mark (S) Hawaii.....	29	83-84	Linkenbach, Jeff (OT) Cincinnati.....	72	10-13
Kalmanir, Tom (B) Nevada.....	40	53	Linn, Jack (T) West Virginia.....	67	91
Kapinos, Jeremy (P) Penn State.....	3	10	Linne, Aubrey (E) TCU.....	87	61
Karim, Deji (RB) Southern Illinois.....	36	12	* Lipscomb, Gene (DT) Miller H.S.....	76	56-60
Keane, Tom (DB) W. Virginia.....	21	53-54	Little, Jack (T) Texas A&M.....	72	53-54
Kearse, Tim (WR) San Jose St.....	85	87	Lockett, J.W. (B) Okla. Central.....	35	63
* Keiaho, Freddy (LB) San Diego St.....	54	06-09	* Logan, Jerry (DB) W. Texas St.....	20	63-72
Keith, Kenton (RB) New Mexico St.....	36	07	Looney, Joe (DB) Oklahoma.....	32	64
Kellar, Scott (NT) N. Illinois.....	94	86-87	Lopienski, Tom (RB) Notre Dame.....	36	03-04
Kennedy, Jimmie (TE) Colorado St.....	85	75-77	Lorick, Tony (RB) Arizona St.....	33	64-67
Kent, Joey (WR) Tennessee.....	16	00	Lowdermilk, Kirk (C) Ohio State.....	63	93-96
Kerkorian, Gary (QB) Stanford.....	18	54-56, 58	Lowry, Orlando (LB) Ohio St.....	58/59	85-89
Kern, Rex (DB) Ohio State.....	44	71-73	Luce, Derrel (LB) Baylor.....	58	75-78
Keur, Josh (TE) Michigan State.....	83	00	Luck, Andrew (QB) Stanford.....	12	12-13
Kiel, Blair (QB) Notre Dame.....	5	86-87	Lush, Mike (DB) E. Stroudsburg St.....	28	86
Kight, Danny (K) Augusta State.....	7	99-00	Luther, Ed (QB) San Jose St.....	11	86
King, Brandon (DB) Purdue.....	37	10-11	Lutrus, Scott (LB) Connecticut.....	56	11
King, Justin (WR) Penn State.....	21	12	* Lyles, Lenny (DB) Louisville.....	26/43	58, 61-69
King, Mitch (DT) Iowa.....	75	10	Lynch, Corey (DB) Appalachian State.....	42	13
King, Shawn (DE) NE Louisiana.....	96	99	Mackey, Dee (E) E. Texas St.....	85	61-62
Kirchiro, Bill (G) Maryland.....	64	62	* Mackey, John (TE) Syracuse.....	88	63-71
Kirchner, Mark (T) Baylor.....	63	84, 86	Macklin, David (DB) Penn State.....	27	00-03
Kirkland, Mike (QB) Arkansas.....	15	76-78	MacLeod, Tom (LB) Minnesota.....	52	74-78
Kirouac, Lou (T) Boston College.....	61	64	Madison, Anthony (DB) Alabama.....	37	09
Kitchings, Desmond (WR) Furman.....	12	01	Mahaffey, Ryan (FB) Northern Iowa.....	47	11
* Klecko, Dan (DT) Temple.....	61/90/92	06-07	Mahlum, Eric (G) California.....	65	94-96
Klecko, Joe (NT) Temple.....	73	88	* Maitland, Jack (RB) Williams.....	23/40	70
Knight, Steve (OL) Tennessee.....	63/73	87-88	Majkowski, Don (QB) Virginia.....	7	93-94
Kofler, Matt (QB) San Diego State.....	12	85	Mallard, Josh (DT) Georgia.....	68	02
Koman, Bill (G) North Carolina.....	65	56	Mandarchi, Tony (T) Michigan St.....	79	96-98
Kostelnik, Ron (T) Cincinnati.....	65	69	* Manning, Peyton (QB) Tenn.....	18	98-11
Kovach, Ed (B) Cincinnati.....	43	60	Manoa, Tim (RB) Penn State.....	44	91
Krahl, Jim (DT) Texas Tech.....	90	79-80	Maples, Butch (C) Baylor.....	53	63
Krauss, Barry (LB) Alabama.....	55	79-88	* Marchetti, Gino (DE) USF.....	75/89	53-64, 66
* Krouse, Ray (DE) Maryland.....	78	58	Marshall, Greg (DT) Oregon St.....	66	78
Kunz, George (T) Notre Dame.....	75	75-77, 80	Martin, Jim (K) Notre Dame.....	47	63
Labinjo, Mike (LB) Michigan State.....	92	05	Martin, Robbie (WR) Cal Poly-SLO.....	31/88	85-86
* LaCasse, Ryan (DE) Syracuse.....	99	06	Martin, Sammy (WR) LSU.....	86	91
Lacey, Jacob (DB) Oklahoma St.....	27	09-11	Martin, Steve (DT) Missouri.....	90	96-98
La Fleur, Greg (TE) LSU.....	83	86	Mason, Lindsey (T) Kansas.....	79	83
Laird, Bruce (DB) American Intl.....	40	72-81	Mathews, Jason (T) Tex. A&M.....	67/74	94-97
Landry, Greg (QB) Massachusetts.....	11	79-81	Mathews, Ricardo (DT) Cincinnati.....	91	10-13
Landry, LaRon (DB) LSU.....	30	13	Mathias, Ric (DB) Wisc. LaCrosse.....	42	98
Langas, Bob (E) Wayne.....	83	54	Mathis, Dedic (DB) Houston.....	26	96-97
Lange, Bill (G) Dayton.....	66	53	* Mathis, Robert (DE) Alabama A&M.....	98	03-13
Langhorne, Reggie (WR) Elizabeth City St.....	85	92-93	Match, Trevor (OL) BYU.....	64	92-93
LaPointe, Ron (TE) Penn State.....	85	80	Matte, Tom (RB) Ohio St.....	27/41	61-72
Larson, Kurt (LB) Michigan State.....	59	89-90	Mattes, Ron (T) Virginia.....	75	92
* Larson, Lynn (T) Kansas State.....	67	71-72	Mattiace, Frank (DL) Holy Cross.....	97	87
Laskey, Bill (LB) Michigan.....	51	71-72	* Matuszak, Marv (B) Tulsa.....	64	59-61
Lattimore, Brian (RB) SE Mo. State.....	21	91	Mauck, Carl (LB) So. Illinois.....	65	69
Lawton, Luke (RB) McNeese State.....	45	07	* Maxwell, Tom (B) Texas A&M.....	42	69-70
Leaks, Roosevelt (RB) Texas.....	48	75-79	Maxwell, Vernon (LB) Arizona St.....	56	83-84
Leberman, Bob (B) Syracuse.....	40	54	* May, Ray (LB) USC.....	56	70-72
* Lee, David (P) Louisiana Tech.....	49	66-78	Mayo, Ron (TE) Morgan State.....	83	74
Lee, Keith (DB) Colorado State.....	42	85	McAfee, Pat (P) West Virginia.....	1	09-13
Lee, Monte (C) Texas.....	67	65	McCall, Reese (TE) Auburn.....	86	78-82

ADMINISTRATION

COACHING STAFF

FOOTBALL OPERATIONS

BUSINESS OPERATIONS

PLAYERS IN REVIEW

2013 SEASON

COLTS HISTORY

RECORDS

COLTS IN THE COMMUNITY



ADMINISTRATION
COACHING
STAFF

FOOTBALL
OPERATIONS

BUSINESS
OPERATIONS

PLAYERS

2013 SEASON
IN REVIEW

COLTS
HISTORY

RECORDS

COLTS IN THE
COMMUNITY

McCauley, Don (RB) N. Carolina.....	23	71-81	Morton, Mike (LB) N. Carolina.....	5101
McClendon, Jacques (OG) Tenn.....	65/8010	Mosier, John (TE) Kansas.....	8872
McClendon, Skip (DL) Arizona St.....	95	92-93	Moss, Roland (RB, TE) Toledo.....	4469
McCloskey, Mike (HB) Penn State.....	4987	Moss, Zeffross (T) Alabama St.....	73	89-94
McCloughan, Dave (DB) Colorado.....	4291	Moten, Adrian (LB) Maryland.....	5711
McCoy, Tony (NT) Florida.....	61/94	92-99	Mrosko, Bob (TE) Penn State.....	8891
McDaniel, Emmanuel (DB) E. Carolina.....	39	97-98	Muhammad, Mustafah (DB) Fres. St.....	21/31	99-00
McDonald, Devon (LB) Notre Dame.....	57	93-95	Muir, Dan (DT) Kent State.....	90	08-11
McDonald, Quintus (LB) Penn St.....	96	89-91	Mumphord, Lloyd (CB) Texas So.....	42	75-78
McDougal, Kevin (RB) Colo. St.....	43	00-01	*Mungro, James (RB) Syracuse.....	23	02-06
McElroy, Leeland (RB) Texas A&M.....	3499	Munsey, Nelson (CB) Wyoming.....	31	72-77
McElroy, Ray (DB) E. Illinois.....	40	95-98	Murphy, Rob (G) Ohio State.....	6102
*McFarland, Anthony (DT) LSU.....	92	06-07	Murray, Dan (LB) E. Stroudsburg St.....	5289
McGlynn, Mike (G/C) Pittsburgh.....	75	12-13	Murray, Walter (WR) Hawaii.....	86	86-87
McGregor, Keli (TE) Colorado St.....	8385	Murtha, Greg (T) Minnesota.....	7882
McGuire, Kaipo (WR) BYU.....	10/11	97-98	*Mutscheller, Jim (E) Notre Dame.....	84	54-61
McHan, Lamar (QB) Arkansas.....	14/17	61-63	Myers, Bob (T) Ohio St.....	7955
McKinney, Steve (G) Texas A&M.....	76	98-01	*Myhra, Steve (LB, K) N. Dakota.....	65	57-61
McLemore, Chris (RB) Arizona.....	3687	Myslinski, Tom (OL) Tennessee.....	6798
McLemore, Thomas (TE) Southern.....	8195	Nagle, Browning (DB) Louisville.....	1894
McMillan, Chuck (B) John Carroll.....	3154	Naposki, Eric (LB) Connecticut.....	5189
McMillan, Randy (RB) Pittsburgh.....	32	81-86	Neal, Dan (C) Kentucky.....	50	73-74
McNanie, Sean (DL) San Diego St.....	9090	Neal, Leon (RB) Washington.....	20	96-97
McNary, Josh (LB) Army.....	5713	*Nelson, Andy (DB) Memphis St.....	80	57-63
McNeill, Mike (TE) Nebraska.....	8011	*Nelson, Dennis (T) Illinois State.....	68	70-74
McPhail, Buck (RB) Oklahoma.....	3153	Nelson, Jim (LB) Penn State.....	57	03-04
McQuaid, Dan (OL) Nevadad-L.V.....	6088	Nettles, Doug (CB) Vanderbilt.....	30	74-79
Meadows, Adam (T) Georgia.....	73	97-03	Nevis, Drake (DT) LSU.....	94	11-12
Memmelaar, Dale (G) Wyoming.....	67	66-67	*Newsome, Billy (DE) Grambling.....	81	70-72
Mendenhall, Ken (C) Oklahoma.....	57	71-80	Newton, Jim (OT) Utah State.....	6903
Merritts, Jim (DL) West Virginia.....	6587	Newton, Mike (DB) Buffalo.....	3810
Metcalfe, Bo (FB) Baylor.....	2884	Nichols, Ricky (WR) East Carolina.....	8085
Michaels, Lou (DE, K) Kentucky.....	79	64-69	*Nichols, Robbie (LB) Tulsa.....	52	70-71
Mickens, Arnold (RB) Butler.....	2796	Nixon, Xavier (T) Florida.....	7113
Middleton, Frank (RB) Florida A&M.....	4384	Noble, James (WR) S.F. Austin.....	8787
Mike-Mayer, Steve (K) Maryland.....	.5	79-80	Noga, Al (DE) Hawaii.....	9994
Mildren, Jack (S) Oklahoma.....	11	72-73	Nottingham, Don (RB) Kent St.....	48	71-73
Miller, Brandon (DT) Georgia.....	6500	Novak, Ken (DT) Purdue.....	74	76-77
Miller, Chuckie (DB) UCLA.....	2888	*Nowatzke, Tom (RB) Indiana.....	34	70-72
Miller, Dan (K) Miami (Fla.).....	.182	Nugent, Terry (QB) Colo. State.....	1487
Miller, Eddie (WR) South Carolina.....	86	92-93	Nunn, Freddie (DE) Miss.....	93	94-96
*Miller, Fred (DT) LSU.....	76	63-72	Nussermeier, Doug (QB) Idaho.....	1098
Miller, Kyle (TE) Mount Union.....	8612	*Nutt, Buzz (C) VPI.....	50	54-60, 65
Miller, Prince (DB) Georgia.....	2611	Nwokorie, Chukie (DE) Purdue.....	91	99-02
Mills, Jim (T) Hawaii.....	76	83-84	Nyers, Dick (B) Indiana Central.....	21/80	56-57
Mioduszewski, Ed (B) Wm. & Mary.....	2653	Oatis, Victor (WR) N.W. Louisiana.....	8483
Miranda, Paul (DB) Central Florida.....	2199	*O'Brien, Jim (K, WR) Cincinnati.....	80	70-72
Mitchell, Lydell (RB) Penn State.....	26	72-77	O'Dell, Stu (LB) Indiana.....	5578
Mitchell, Pete (TE) Boston College.....	4903	Odom, Cliff (LB) Texas-Arlington.....	49/93	82-89
*Mitchell, Tom (TE) Bucknell.....	84	68-73	Ojinnaka, Quinn (T) Syracuse.....	6911
Moala, Fili (DT) USC.....	95	09-13	Oldham, Ray (S) Mid. Tenn. St.....	25	73-77
Montgomery, Monty (DB) Houston.....	34	97-99	Olds, Bill (RB) Nebraska.....	38	73-74
Mooney, Ed (LB) Texas Tech.....	58	72-73	Olive, Bobby (WR) Ohio State.....	16/18	95-96
Moore, Alvin (RB) Arizona State.....	23	83-84	Oliver, Hubert (FB) Arizona.....	3086
Moore, Devin (RB) Wyoming.....	4510	Olsen, Hans (DT) BYU.....	6701
Moore, Henry (B) Arkansas.....	2757	Olsen, Seth (G) Iowa.....	73	11-12
Moore, Jimmy (G) Ohio State.....	6581	O'Neal, Calvin (LB) Michigan.....	5178
Moore, Kenny (WR) Wake Forest.....	8010	O'Neal, Robert (DB) Clemson.....	32	93-94
Moore, Larry (OL) Michigan.....	50/72	98-01	*O'Neil, Keith (LB) N. Arizona.....	53	05-06
*Moore, Lenny (RB) Penn State.....	24	56-67	Ontko, Bob (LB) Penn State.....	5187
Moore, Mewelde (RB) Tulane.....	26/3712	Ordruna, Joe (RB) Nebraska.....	3774
*Moorehead, Aaron (WR) Illinois.....	85	03-07	Orlovsky, Dan (QB) Connecticut.....	.611
Morgan, DuJuan (DB) N. Car. St.....	3410	*Orr, Jimmy (E) Georgia.....	28	61-70
Morgan, Stanley (WR) Tenn.....	86/8890	Orvis, Herb (DT) Colorado.....	88	79-81
*Morrall, Earl (QB) Michigan St.....	15	68-71	O'Steen, Dwayne (DB) San Jose St.....	3582
*Morris, Rob (LB) Brigham Young.....	94	00-07	Ours, Wes (FB) W. Virginia.....	4401
Morrison, Don (T) Texas-Arl.....	7978	Overton, Matt (LS) W. Washington.....	45	12-13
Morrison, Steve (LB) Michigan.....	52/92	95-98	Owens, Luke (T) Kent St.....	7257



Owens, R.C. (E) Coll. Of Idaho	27	62-63	Radosevich, George (C) Pitt	52/72	54-56
Ozdowski, Mike (DE) Virginia	51/71	78-81	Raiff, Jim (G) Dayton	60	53
Padjen, Gary (LB) Arizona St.	60/90	82-84, 87	Rainey, Chris (RB) Florida	25	14
Pagel, Mike (QB) Arizona St.	18	82-85	Ramsey, LaJuan (DT) Southern Cal	99	08
Painter, Curtis (QB) Purdue	7	09-11	Ramsey, Tom (QB) UCLA	14	89
Palmer, Nathan (WR) N. Illinois	10	12	Randle, Tate (CB) Texas Tech	35	83-86
Pankey, Irv (T) Penn State	75	91-92	Randolph, Thomas (DB) Kansas St.	27	99
Paris, William (OL) Michigan	79	91	Ransdell, Bill (QB) Kentucky	9	88
Parker, Anthony (DB) Arizona St.	43	89	Ratigan, Brian (LB) Notre Dame	52	94
*Parker, Jim (T/G) Ohio State	77	57-67	Ratliff, Keiwan (DB) Florida	31/35	07-08
Parker, Steve (DE) E. Illinois	78	83-84	Ray, John (OL) West Virginia	68	93
Parrish, James (OL) Temple	75	93	Raymond, Gerry (G) Boston Col.	63	82
Patera, Jack (LB) Oregon	61	55-57	Rayner, Dave (K) Michigan State	16	05
Pathon, Jerome (WR) Wash.	86	98-01	*Reagor, Montae (DT) Texas Tech	90	03-06
Patrick, Garin (OL) Louisville	64/68	95-97	*Rechichar, Bert (DB, K) Tenn	44	53-59
Patten, Joel (T) Duke	65	87-88	Redd, Glen (LB) BYU	58	86
Pear, Dave (DT) Washington	65	75	Redding, Cory (DE) Texas	90	12-13
Pearson, Preston (RB) Illinois	26	67-69	Reece, Geoff (C) Washington St.	50	78
Peguesse, Willis (DE) Miami	96	92-93	Reed, David (WR) Utah	85	13
Peko, Tupe (C/G) Michigan State	56	02-04	Reed, Mark (QB) Moorhead St, Minn	8	83
*Pellington, Bill (LB) Rutgers	36/65	53-64	Reese, Guy (T) SMU	75	64-65
Pelton, Mike (DL) Auburn	99	95	*Reid, Darrell (DT) Minnesota	95	05-08
Pender, David (DB) Purdue	34	10	*Reid, Dexter (DB) N. Carolina	36	05-06
Pendleton, Jeris (DL) Ashland	61	13	Reid, Spencer (LB) BYU	56	99
Pepper, Gene (G) Mississippi	60	54	Reitz, Joe (G) W. Michigan	76	11-13
Perkins, Bruce (RB) Arizona State	34	91	Remo, Roger (LB) Syracuse	90	87
*Perkins, Ray (WR) Alabama	27	67-71	Renfro, Dean (B) N. Texas St.	20	55
Perry, Joe (RB) Compton	34	61-62	*Ressler, Glenn (G) Penn State	62	65-74
Perryman, Jim (DB) Millikin	43	87	Rhodes, Danny (LB) Arkansas	56	74
Peter, Christian (DT) Nebraska	97	01	*Rhodes, Dominic (RB) Midwest St.	30/33/38	01-06, 08, 10
Petersen, Ted (T) Eastern Illinois	71	84	Rice, Simeon (DE) Illinois	78	07
Peterson, Gerald (T) Texas	76	56	Richard, Jamey (C) Buffalo	61	08-11
Peterson, Mike (LB) Florida	52	99-02	*Richardson, Jerry (E) Wofford	87	59-60
Petrowski, Jamie (TE) Indiana St.	80	08	Richardson, Mike (DB) Notre Dame	37	10
Petties, Neal (E) San Diego St.	84	64-66	Richardson, Trent (RB) USC	34	13
Phillips, Ryan (LB) Idaho	56	01	Richardson, Willie (WR) Jackson St.	87	63-69, 71
Pinson, Pete (T) Washington	69	02	Ricketts, Tom (G) Pittsburgh	68	92
Pinkney, Reggie (DB) E. Carolina	37	79-81	Rideaux, Darrell (DB) USC	38	03
Pitcock, Quinn (DT) Ohio State	97	07	Ridder, Tim (T) Notre Dame	72	00-01
Pittman, Charlie (RB) Penn St.	42	71	Riley, Butch (LB) Texas A&I	54	69
Plantz, Ron (OL) Notre Dame	67	87	Riley, Eugene (TE) Ball State	87	90
Plummer, Bruce (DB) Miss. St.	23	89	Rison, Andre (WR) Michigan St.	85/87	89
Plummer, Chad (WR) Cincinnati	16/87	99-00	Roberg, Mike (TE) Idaho	85	02
*Plunkett, Sherm (T) Md. St.	79	58-60	Robinson, Charles (G) Morgan St.	66	54
Pollak, Mike (G) Arizona State	78	08-11	Robinson, Freddie (DB) Alabama	47	87-88
Pollard, Marcus (TE) Bradley	81	95-04	Robinson, Gijon (TE) Mo. West St.	47	08-10
Poole, Barney (E) Army, Miss.	83	53	Robinson, Glenn (DE) Oklahoma St.	71	75
Poole, Tyrone (DB) Fort Valley St.	38	98-00	Robinson, Roderick (QB) Ark.-PB	8	01
Pope, Kendall (LB) Florida State	55	04	Roby, Courtney (WR) Indiana	10	08
Porter, Ricky (RB) Slippery Rock, Pa.	20	83	Rogers, Da'Rick (WR) Tennessee Tech	16	13
Porter, Ron (LB) Idaho	55	67-69	Rogers, Nick (DE) Georgia Tech	97	04
Porter, Tracy (WR) LSU	87	83-84	Rogers, Ron (LB) Georgia Tech	51	98
Potts, Roosevelt (RB) NE Louisiana	35/42	93-97	Rowe, David (DT) Penn State	74	78
Powell, Carl (DL) Louisville	92	97	Royal, Andre (LB) Alabama	56	98
Powers, Jerraud (DB) Auburn	25	09-12	Rucker, Chris (DB) Michigan St.	36	11
Pratt, Robert (G) N. Carolina	61	74-81	Rudnick, Tim (DB) Notre Dame	43	74
*Preas, George (T) VPI	60	55-65	*Rushing, T.J. (DB) Stanford	20/34	06-09
*Pricer, Billy (RB) Oklahoma	31	57-60	Rypien, Mark (QB) Wash. State	16	01
Prior, Mike (DB) Illinois State	39	87-92	Saar, Brad (LB) Ball State	59	87
*Proehl, Ricky (WR) Wake Forest	11	06	Salisbury, Sean (QB) USC	8/13	87
Pruitt, James (WR) Cal. St.-Ful.	49/86	88-89	Sally, Jerome (NT) Missouri	76	87
Pugh, David (DT) Virginia Tech	95	02-03	Salter, Bryant (DB) Pittsburgh	46	76
Pyatt, Brad (WR) N. Colorado	84	03-04	*Sample, John (DB) Maryland St.	44/47	58-60
Pyle, Palmer (G) Michigan St.	62	60-63	*Sanders, Bob (DB) Iowa	21	04-10
Quinn, Mike (QB) S.F. Austin	11	98	Sanders, Glen (LB) Louisiana Tech	58	95
Raba, Bob (TE) Maryland	85	80	*Sandusky, Alex (G) Clarion	68	54-66
Radachowsky, George (DB) Boston Col.	21	84-85	*Sanford, Leo (C) Louisiana Tech	55	58
Radecic, Scott (LB) Penn St.	52/97	90-95	Santi, Tom (TE) Virginia	86	08-09

ADMINISTRATION

COACHING STAFF

FOOTBALL OPERATIONS

BUSINESS OPERATIONS

PLAYERS

2013 SEASON IN REVIEW

COLTS HISTORY

RECORDS

COLTS IN THE COMMUNITY



ADMINISTRATION
COACHING STAFF
FOOTBALL OPERATIONS
BUSINESS OPERATIONS
PLAYERS
2013 SEASON IN REVIEW
COLTS HISTORY
RECORDS
COLTS IN THE COMMUNITY

Sapp, Gerome (DB) Notre Dame	38	04-05	Smolinski, Mark (B) Wyoming	32	61-62
Satele, Samson (C) Hawaii	64	12-13	* Snow, Justin (TE) Baylor	48	00-11
Satterwhite, Howard (WR-KR) Sam Houston St.	28	77	Snyder, Pat (OL) Purdue	57	91
* Saturday, Jeff (C) North Carolina	63	99-11	Solt, Ron (G) Maryland	26	84-88, 92
Saul, Bill (LB) Penn State	50	62-63	* Sommer, Mike (RB) George Wash.	66	59-61
Saunders, Weslye (TE) S. Carolina	85	12-13	* Sorgi, Jim (QB) Wisconsin	12	04-09
Sauter, Cory (QB) Minnesota	11/16	02-03	Sowell, Bradley (T) Mississippi	60	12
Schlichter, Art (QB) Ohio State	10	82, 84-85	Speyrer, Cotton (WR) Texas	28	72-74
Schmiesing, Joe (DT-DE) N.M. St.	75	73	* Spinney, Art (G) Boston Col.	63/81	53-60
* Schobel, Bo (DE) TCU	64	06	Stablein, Brian (WR) Ohio St.	86	94-97
Schultz, William (OL) USC	74	90-93	Stanback, Harry (DE) N. Carolina	93	82
Scioli, Brad (DE) Penn State	99	99-04	* Standeford, John (WR) Purdue	84	06
Sciullo, Steve (G) Marshall	74	03	Stargell, Tony (DB) Tenn. State	45	92-93
Scott, Chris (DE) Purdue	95	84-85	Stark, Rohn (F) Florida State	3	82-94
Scott, Freddie (WR) Amherst	86	74-77	Staysniak, Joe (T) Ohio State	79	92-95
Scott, Freddie (WR) Penn State	15	98	Stevens, Howard (RB) Louisville	27	75-77
* Scott, Jake (G) Idaho	73	04-07	Steward, Jason (DT) Fresno St.	68	04-05
Senn, Jordan (LB) Portland State	51	08-09	Stith, Shyrone (RB) Va. Tech.	30	01-02
Session, Clint (LB) Pittsburgh	55	07-10	Stock, Mark (WR) VMI	10/15	96
Sharkey, Ed (G) Duke, Nevada	64	53	* Stokley, Brandon (WR) SW La.	83	03-06
* Shaw, George (QB) Oregon	14	55-58	Stone, Avatus (B) Syracuse	41	58
Shello, Kendel (DL) Southern	97	96-98	Stonebreaker, Steve (LB) Detroit	31	64-66
Sheppard, Kelvin (LB) LSU	52	13	Stover, Matt (K) Louisiana Tech.	3	09
* Sherer, Dave (E) SMU	86	59	Streeter, George (DB) Notre Dame	46	90
Sherwin, Tim (TE) Boston Col.	83	81-87	Strickland, Donald (DB) Colorado	30	03-05
Shields, Burrell (B) John Carroll	31	55	Strock, Don (QB) Virginia Tech.	12	89
Shields, Lebron (G) Tennessee	73	60	Strofolino, Mike (LB) Villanova	51	65
Shields, Paul (RB) Arizona	39	99-00	Studebaker, Andy (LB) Wheaton	58	13
Shinners, John (G) Xavier	64	72	* Stukes, Charles (DB) Md. St.	47	67-72
* Shinnick, Don (LB) UCLA	66	57-68	Stynchula, Andy (T) Penn State	83	66-67
Shipley, A.Q. (C) Penn State	62	12	* Sullivan, Dan (G,T) Boston Col.	71	62-72
Shiver, Sanders (LB) Carson-New	54	76-83	Swoope, Craig (DB) Illinois	26	87-88
Shlapak, Boris (K) Michigan State	2	72	Sword, Sam (LB) Michigan	98	00-02
Shoulders, Darin (T) Tulane	64	91	* Szymanski, Dick (C, LB) Notre Dame	52	55, 57-68
Shula, David (WR) Dartmouth	85	81	Tabor, Tom (DT) Baylor	76	82
Shula, Don (DB) John Carroll	25	53-56	Taliaferro, George (B) Indiana	20	53-54
Siani, Mike (WR) Villanova	45	78-80	Tamse, Jacob (TE) Kentucky	84	08-11
Silva, Jamie (DB) Boston College	40	08-09	* Taffel, Carl (B) John Carroll	23	53-61
Simmons, Dave (LB) N. Carolina	60/96	82	Tate, David (DB) Colorado	49	94-97
Simmons, John (CB) SMU	41	87	Taylor, David (T) Catawba	64	73-79
Simmons, Stacey (WR) Florida	85	90	Taylor, Hosea (DE) Houston	90	81, 83
Simmons, Tony (WR) Wisconsin	14	01	Taylor, Jim Bob (QB) Georgia Tech.	12	83
* Simon, Corey (DT) Florida State	97	05-06	Taylor, Keith (DB) Illinois	27	88-91
Simonini, Ed (LB) Texas A&M	56	76-81	Teichelman, Lance (DL) Texas A&M	99	94
Simonson, Dave (T) Minnesota	60	74	Tepper, Mike (G) California	67	11
Simpson, Chad (RB) Morgan St.	35	08-09	Tevese, Martin (NT) UNLV	68	12
* Simpson, Jack (B) Florida	41	58-60	Thomas, Donald (G) Connecticut	66	13
Sims, Ernie (LB) Florida State	35	11	Thomas, Jaimie (G) Maryland	73	10
Sims, Marvin (RB) Clemson	39	80-81	Thomas, Jesse (B) Mich. St.	40/41	55-57
Sims, Thomas (DL) Pittsburgh	92	93-94	* Thomas, Josh (DE) Syracuse	91	04-09
Sims, Tommy (S) Tennessee	45	86	Thomas, Kevin (DB) USC	21	11
Sinnot, John (T) Brown	79	82	Thomas, Mark (DL) N. Car. St.	75/90	98-01
Siragusa, Tony (NT) Pittsburgh	98	90-96	Thomas, Marquise (LB) Miss.	94	93
Slutzker, Scott (TE) Iowa	84	96-97	Thomas, Ratcliff (LB) Maryland	51/55	98-00
Small, Torrance (WR) Alcorn State	87	98	Thomas, Spencer (DB) Washburn	46	76
Smedley, Eric (DB) Indiana	40	99	Thompson, Arland (G) Baylor	67	82
* Smith, Billy Ray (T) Ark.	74/83	61-62, 64-70	Thompson, Audra (WR) E. TX. St.	21	83
* Smith, Bubba (DE) Michigan St.	78	67-71	Thompson, Don (DE) Richmond	83	62-63
Smith, Byron (DE) California	91	84-85	Thompson, Donnel (LB/FB) Wisc.	47/5	01-03
Smith, Ed (LB) Vanderbilt	52	80-81	Thompson, Donnell (DE) N.Carolina	99	81-91
Smith, Detron (RB) Texas A&M	39/42	02-03	Thompson, Norm (DB) Utah	43	77-79
Smith, Holderi (WR) California	84	82	Thompson, Ricky (WR) Baylor	88	76-77
* Smith, Hunter (P) Notre Dame	17	99-08	Thornton, David (LB) N. Carolina	50	02-05
Smith, Ollie (WR) Tennessee St.	80	73-74	Thornton, Hugh (G) Illinois	69	13
Smith, Phil (WR) San Diego St.	86	83-84	Thornton, Reggie (WR) Bowl. Green	86	91
Smith, Taj (WR) Syracuse	10	10	Thorp, Don (NT) Illinois	62/78/96	87-88
Smith, Thomas (DB) N. Carolina	21	01	Thorp, Crapponso (WR) Florida St.	15	07
Smith, Zeke (LB) Auburn	61	60	* Thurston, Fred (G) Valparaiso	64	58



Toler, Greg (DB) St. Paul's.....	28	13	Westerman, Jamaal (LB) Rutgers.....	97	12
Tomberlin, Pat (T) Florida St.....	68	89-90	Whalen, Griff (WR) Stanford.....	17	12-13
Toner, Ed (RB) Boston Col.....	28/44	92-94	Wheeler, Philip (LB) Ga. Tech.....	50	08-11
Tongue, Marco (CB) Bowie St.....	46	83	White, Blair (WR) Michigan St.....	15	10-11
Torretta, Gino (QB) Miami.....	2	97	White, Bob (B) Stanford.....	25	55
Toth, Zollie (RB) LSU.....	36	53-54	White, Brad (DT) Tennessee.....	92	84-85
Toudouze, Michael (T) TCU.....	75	07-11	White, Stan (LB) Ohio State.....	53/54	72-79
Townsend, Deshea (DB) Alabama.....	23	10	White, Will (DB) Florida.....	21	93
Trent, Morgan (DB) Michigan.....	26	11	Whiteside, Keyon (LB) Tenn.....	52	03-04
Triplet, Nate (LB) Minnesota.....	54	10-11	Whittington, Bernard (DE) Indiana.....	95	94-00
Triplet, Larry (DT) Washington.....	75	02-05	Widell, Doug (G) Boston College.....	64	96-97
Troup, Bill (QB) S. Carolina.....	12	74, 76-78	Wiegmann, Casey (OL) Iowa.....	68	96
Trudeau, Jack (QB) Illinois.....	10	86-93	Wiggins, Jermaine (TE) Georgia.....	85	02
Tryon, Justin (DB) Arizona St.....	20	10-11	Wilkinson, Daryl (DE) Houston.....	92	81-11
Tuinei, Van (DL) Arizona.....	96	98	*Wilkins, Terrence (WR) Virginia.....	10/80	99-01, 03, 06
Tullis, Willie (CB) Troy State.....	42	87-88	Williams, John (RB) Wisconsin.....	40	87
Tupa, Tom (QB) Ohio State.....	7	92	*Williams, John (G) Minnesota.....	75	68-71
Turner, Bake (E) Texas Tech.....	30	62	Williams, Josh (DT) Michigan.....	96	00-05
Turner, Floyd (WR) N.W. Lou.....	85/88	94-95	Williams, Kendall (CB) Arizona St.....	44	83
Turner, Ricky (QB) Wash. State.....	12	88	Williams, Kerwynn (RB) Utah State.....	37	13
Ugoh, Tony (T) Arkansas.....	67	07-09	Williams, Kevin (WR) USC.....	21	81
*Ulrich, Matt (G) Northwestern.....	69	05-06	Williams, Newton (RB) Arizona St.....	39	83
*Unitas, John (QB) Louisville.....	19	56-72	Williams, Oliver (WR) Illinois.....	86	85-86
*Utecht, Ben (TE) Minnesota.....	47/86	04-07	Williams, Payton (DB) Fresno St.....	28	00
Utt, Ben (G) Georgia Tech.....	64	82-89	Williams, Ricky (RB) Texas Tech.....	35	02-03
Van Diver, Randy (T) Washington.....	79	81	Williams, Sid (LB) Southern.....	64	68
Van Duyn, Bob (G) Idaho.....	67	74-80	Williams, Steve (DT) Western Car.....	74	74
Vance, Eric (DB) Vanderbilt.....	37	02	Williams, Teddy (CB) Texas-San Antonio.....	21	12
Vander Poel, Mark (T) Col.....	72/75	91-92	Williams, Vaughn (DB) Stanford.....	40	84
Vanderbeek, Matt (LB) Mich. St.....	58	90-92	Williams, Warren (RB) Miami.....	44	93
Vanderjagt, Mike (K) W. Va.....	12/13	98-05	Wily, Drew (QB) Buffalo.....	16	09
Varty, Mike (LB) Northwestern.....	51	75	Wilson, Abu (RB) Utah State.....	37	98
Vaughn, Cassius (CB) Mississippi.....	32	12-13	Wilson, Butch (E) Alabama.....	86	63-67
Vaughn, Chip (DB) Wake Forest.....	49	10	Wilson, Jamie (OL) Marshall.....	71	99
Venuto, Jay (DB) Wake Forest.....	14	81	Wilmot, Trevor (LB) Indiana.....	96	95
Venzke, Patrick (T) Idaho.....	65	04	Windauer, Bill (DT) Iowa.....	65	73-74
Verdin, Clarence (WR) SW Lou.....	83	88-93	Wingate, Elmer (E) Maryland.....	84/89	53
Vessels, Billy (RB) Oklahoma.....	21	56	Winkler, Jim (T) Texas A&M.....	76/79/84	53
Vickers, Kipp (OL) Miami.....	71	93-97	Winter, Blaise (DE) Syracuse.....	96	84
*Vinatieri, Adam (K) S. Dakota St.....	4	06-13	Wisniewski, Leo (NT) Penn St.....	69	82-84
Virkus, Scott (DE) San Fran. CC.....	94	84-85	Wolford, Will (T) Vanderbilt.....	67	93-95
*Vogel, Bob (T) Ohio St.....	72	63-72	Womble, Royce (RB) N. Texas St.....	26	54-57
Von der Ahe, Scott (LB) Arizona St.....	51	97	Wonsley, George (RB) Miss. St.....	34	84-88
*Volk, Rick (DB) Michigan.....	21	67-75	Wood, Mike (K) S.E. Missouri.....	16	81-82
Vollers, Kurt (T) Notre Dame.....	60	05	Woods, Mike (LB) Cincinnati.....	59	79-81
Waechter, Henry (DE) Nebraska.....	71	83-84	Wooten, Tito (DB) NE Louisiana.....	28	99
Walczak, Mark (TE) Arizona.....	83/84	87	Workman, Vince (RB) Ohio State.....	46	95-96
Walden, Erik (LB) Middle Tennessee State.....	93	13	Worsley, Victor (LB) North Carolina.....	51	07
Walker, Joe (DB) Nebraska.....	20	02	*Wright, George (DT) Houston.....	60/74	70-71
Walker, Tony (LB) SE Mo. St.....	92	90-93	Wright, Johnnie (RB) S.C.-Col.....	38	82
Wallace, Jackie (S) Arizona.....	20	75-76	Wright, Keith (DL) Missouri.....	97	04
Walls, Raymond (DB) So. Miss.....	42	01	Wright, Steve (T) Northern Iowa.....	73	83-84
Walsh, Steve (QB) Miami.....	4	99	Wright, Terry (DB) Temple.....	27/40	87-88
Walters, Troy (WR) Stanford.....	86	02-05	Yeboah-Kodie, Phil (LB) Penn St.....	57	96
Ward, Jim (QB) Gettysburg.....	16	67-69	Yohn, Dave (C) Gettysburg.....	51	62
Warren, Lamont (RB) Colorado.....	21	94-98	Young, Anthony (DB) Temple.....	37	85
Washington, Charles (DB) Cameron.....	46	89	Young, Buddy (B) Illinois.....	22	53-55
Washington, Joe (RB) Oklahoma.....	20	78-80	Young, Dave (TE) Purdue.....	81/86	83-84
Washington, Marcus (LB) Auburn.....	53	00-03	Young, Dick (B) Chattanooga.....	24/31	55-56
Washington, Ronnie (LB) NE Lou.....	57	89	Young, Fredd (LB) New Mex. St.....	56	88-90
Watts, Damon (DB) Indiana.....	36	94-97	Zabel, Steve (LB) Oklahoma.....	58	79
*Wayne, Reggie (WR) Miami.....	87	01-13	Zbikowski, Tom (S) Notre Dame.....	28	12
Weathers, Clarence (WR) Del. St.....	85	89	Zgonina, Jeff (DL) Purdue.....	90	98
Welch, Jim (B) SMU.....	46	60-67				
Wells, Mike (DT) Iowa.....	95	01				
Welsh, Jonathan (DE) Wisconsin.....	99	03				
Werner, Bjorn (LB) Florida State.....	92	15				
West, Derek (T) Colorado.....	72	95-97				

ADMINISTRATION

COACHING STAFF

FOOTBALL OPERATIONS

BUSINESS OPERATIONS

PLAYERS

2013 SEASON IN REVIEW

COLTS HISTORY

RECORDS

COLTS IN THE COMMUNITY



The following players and coaches were members of the Baltimore Colts teams that played in the All American Football Conference and then in the NFL during the 1947-1950 seasons.

COACHES

Table listing coaches and their years: Campofreda, Nick - W. Md. 1947; Edmonds, Don - Indiana 1947; Miner, Wayne - Notre Dame 1950; Conkright, Bill - Oklahoma 1949; Hewlett, Andy - Davidson 1947; O'Rourke, Chas. - Boston College 1949; Crow, Clem - Notre Dame 1950; Hunt, Joel - Texas A&M 1947; Pirro, Rocco - Catholic U. 1950; DeFilippo, Lou - Fordham 1948; Isbell, Cecil - Purdue 1947-49; Stidham, Tom - Haskell 1947-48; Driskill, Walter - Colorado 1949; Michalske, Mike - Penn State 1949; Taylor, John - Ohio State 1947

PLAYERS

Table listing players and their years: Akins, Frank (B) Washington St. 47; Leonard, Bill (E) Notre Dame 49; Artoe, Lee (T) Santa Clara, Calif. 44; Lio, Augie (G) Georgetown 37; Averno, Sisto (G) Muhlenberg 32; Livingstone, Bob (B) Notre Dame 86; Barwegen, Dick (G) Purdue 31; Madar, Elmer (E) Michigan 53; Baumgartner, Bill (E) Minnesota 29; Maggioni, Achille (B) Notre Dame 80; Bechtol, Hub (E) Texas 57; Marino, Vic (G) Ohio State 34; Beson, Warren (C) Minnesota 32; Maves, Earl (B) Wisconsin 48; Berezney, Pete (T) Notre Dame 47; Mayne, Lew (B) Texas 88; Black, John (B) Mississippi State 85; Mazzanti, Gino (B) Arkansas 83; Blanda, George (QB) Kentucky 64; McCormick, Len (C) Baylor 28; Blandin, Ernie (T) Tulane 41; Mellus, John (T) Villanova 48; Blount, Lamar (E) Mississippi St. 59; Mertes, Bus (B) Iowa 73; Brown, Hardy (LB) Tulsa 73; Meyer, Gil (E) Wake Forest 55; Buksar, George (B) Purdue, USF 77; Mobley, Rudy (B) Hardin-Simmons 81; Burk, Adrian (QB) Baylor 68; Murray, Earl (G) Purdue 30; Campbell, Leon (B) Arkansas 78; Mutryn, Chet (B) Xavier 81; Case, Ernie (B) UCLA 67; Nelson, Bob (C) Baylor 28; Castiglia, Jim (B) Georgetown 29; Nemeth, Steve (B) Notre Dame 48; Coleman, Herb (C) Notre Dame 22/29; Nolander, Don (C) Minnesota 22; Collins, Albin (B) LSU 88; North, John (E) Vanderbilt 55; Colo, Don (T) Brown 45; Nowaskey, Bob (DE) Washington 52; Cooper, Ken (C) Vanderbilt 33; Oristaglio, Bob (E) Penn. 57; Corley, Elbert (C) Mississippi State 22; O'Rourke, Chas. (B) Boston Col. 66; Cowan, Bob (C) Indiana 83; Owens, Jim (E) Oklahoma 59; Crisler, Hal (E) San Jose State 56; Page, Paul (B) SMU 88; Cure, Armand (B) Rhode Island 62; Perina, Bob (B) Princeton 84; Davis, Lamar (E) Ga. Tech 51; Perpich, George (T) Georgetown 48; Dellerba, Spiro (B) Ohio State 71/77; Pfohl, Bob (B) Purdue 85; Donovan, Art (DT) Boston Col. 49/70; Phillips, Mike (C) W. Maryland 21; Dudish, Andy (B) Georgia 88; Poole, Oliver (E) Mississippi 54; Fauce, Everett (B) Minnesota 89; Prewitt, Felto (C) Tulsa 20; Filchock, Frank (B) Indiana 64; Rich, Herb (B) Vanderbilt 87; Fletcher, Arthur (E) Washburn 53; Ruthstrom, Ralph (B) SMU 84; Fowler, Aubrey (B) Arkansas 80; Salata, Paul (E) USC 51; French, Barry (G) Purdue 35; Schweder, John (G) Penn 37/66; Galvin, John (B) Purdue 63; Schwenk, Bud (B) Wash. U. 40/64; Gambino, Lucien (B) Maryland 77/89; Sidorik, Alex (T) Miss. St 44; Garrett, Bill (G) Miss. St. 30; Sigurdson, Sig (E) Lutheran 56; Getchell, Gorham (E) Temple 59; Simmons, Jack (G) Detroit 32; Gillory, Byron (B) Texas 87; Sinkwich, Frank (B) Georgia 76; Grain, Ed (G) Penn 33/45; Smith, Joe (E) Texas Tech 56; Grossman, Rex (B) Indiana 74; Spaniel, Frank (B) Notre Dame 85; Groves, George (G) Marquette 37; Spavital, Jim (B) Okla. A&M 76; Handley, Dick (C) Fresno State 24; Spinney, Art (G) Boston College 53; Hekkers, George (T) Wisconsin 44; Sprull, Jim (T) Rice 46; Higgins, Luke (G) Notre Dame 31/32/38; Hillenbrand, Bill (B) Indiana 82; Stone, Bill (B) Bradley 82; Jagade, Harry (B) Indiana 76; Sylvester, John (B) Temple 83; Jenkins, Jon (T) Dartmouth 47; Terrell, Ray (B) Mississippi 83; Jensen, Bob (E) Iowa State 54; Tillman, Alonzo (C) Oklahoma 22; Jones, Ralph (E) Alabama 52; Tittle, Y.A. (QB) LSU 63; Kasap, Mike (T) Ill & Purdue 46; Trebotich, Ivan (B) St. Mary's 77; Kelly, Bob (B) Notre Dame 89; Vacanti, Sam (B) Nebraska 67/69; King, Ed (G) Boston College 34; Vardian, John (B) Ft. Pierce 87; Kingery, Wayne (B) LSU 80; Wedemeyer, Herman (B) St. Mary's 87; Kissell, Vito (B) Holy Cross 72; Williams, Joel (C) Texas 22; Klug, Al (T) Marquette 38/41; Williams, Windell (E) Rice 53; Kodba, Joe (C) Purdue 28; Wright, John (B) Maryland 71; Konetsky, Floyd (E) Florida 54; Yokas, Frank (G) Great Lakes NTS 30; Landrigan, Jim (T) Holy Cross-Dartmouth 59; Zalejski, Ernie (B) Notre Dame 89; Leicht, Jake (B) Oregon 81; Zorich, George (G) Northwestern 33

ADMINISTRATION, COACHING STAFF, FOOTBALL OPERATIONS, BUSINESS OPERATIONS, PLAYERS, 2013 SEASON IN REVIEW, COLTS HISTORY, RECORDS, COLTS IN THE COMMUNITY



COLTS DRAFT HISTORY

COLTS FIRST-ROUND DRAFT CHOICES

1953—Billy Vessels, HB, Oklahoma	1974—John Dutton, DE, Nebraska	1993—Sean Dawkins, WR, California
1954—Cotton Davidson, QB, Baylor	Roger Carr, WR, Louisiana Tech	1994—Marshall Faulk, RB, San Diego St.
1955—George Shaw, QB, Oregon (bonus)	1975—Ken Huff, G, North Carolina	Trev Alberts, LB, Nebraska
Alan Ameche, FB, Wisconsin	1976—Ken Novak, DT, Purdue	1995—Ellis Johnson, DE/T, Florida
1956—Lenny Moore, HB, Penn State	1977—Randy Burke, WR, Kentucky	1996—Marvin Harrison, WR, Syracuse
1957—Jim Parker, T, Ohio State	1978—Reese McCall, TE, Auburn	1997—Tarik Glenn, OT, California
1958—Lenny Lyles, HB, Louisville	1979—Barry Krauss, LB, Alabama	1998—Peyton Manning, QB, Tennessee
1959—Jackie Burkett, C-LB, Auburn	1980—Curtis Dickey, RB, Texas A&M	1999—Edgerrin James, RB, Miami
1960—Ron Mix, T, Southern Cal	Derrick Hatchett, DB, Texas	2000—Rob Morris, LB, Brigham Young
1961—Tom Matte, HB, Ohio State	1981—Randy McMillan, RB, Pittsburgh	2001—Reggie Wayne, WR, Miami
1962—Wendell Harris, HB, LSU	Donnell Thompson, DE, N. Carolina	2002—Dwight Freeney, DE, Syracuse
1963—Bob Vogel, T, Ohio State	1982—Johnnie Cooks, LB, Mississippi St.	2003—Dallas Clark, TE, Iowa
1964—Marv Woodson, HB, Indiana	Art Schlichter, QB, Ohio State	2004—No Selection
1965—Mike Curtis, FB-LB, Duke	1983—John Elway, QB, Stanford	2005—Marlin Jackson, DB, Michigan
1966—Sam Ball, T, Kentucky	1984—Leonard Coleman, CB, Vanderbilt	2006—Joseph Addai, RB, LSU
1967—Bubba Smith, T, Michigan State	Ron Solt, OG, Maryland	2007—Anthony Gonzalez, WR, Ohio State
Jim Detwiler, HB, Michigan	1985—Duane Bickett, LB, Southern Cal	2008—No Selection
1968—John Williams, G, Minnesota	1986—Jon Hand, DE, Alabama	2009—Donald Brown, RB, Connecticut
1969—Eddie Hinton, FL, Oklahoma	1987—Cornelius Bennett, LB, Alabama	2010—Jerry Hughes, DE, Texas Christian
1970—Norm Bulaich, RB, TCU	1988—No Selection	2011—Anthony Castonzo, OT, Boston College
1971—Don McCauley, RB, N. Carolina	1989—Andre Rison, WR, Michigan State	2012—Andrew Luck, QB, Stanford
Leonard Dunlap, DB, N. Texas St.	1990—Jeff George, QB, Illinois	2013—Bojoern Werner, OLB, Florida State
1972—Tom Drougas, T, Oregon	1991—No Selection	
1973—Bert Jones, QB, LSU	1992—Steve Emtman, DT, Washington	
Joe Ehrmann, DT, Syracuse	Quentin Coryatt, LB, Texas A&M	

COLTS DRAFT SELECTIONS BY YEAR

1947	1948	1949
SPECIAL - Arnold Tucker, B, West Point; Ernie Case, B, UCLA	1. Bobby Layne, B, Texas	*SECRET - Richard Harris, T, Texas Levi Jackson, B, Yale
REGULAR	2. William Garrett, T, Mississippi State	REGULAR
1. Elmer Madar, E, Michigan	3. Earl Cook, G, SMU	1. George Sims, B, Baylor
2. Hubert Bechtol, E, Texas	4. Dan Sandifer, B, LSU	2. Bob Gage, B, Clemson
3. Tommy Mont, B, Maryland	5. Joe Smith, E, Texas Tech	3. No Choice
4. Weldon Humble, G, Rice	6. Gene Ruzskowski, T, Ohio U.	4. Ralph Kohl, T, Michigan
5. Russ Deal, T, Indiana	7. Jim Batchelor, B, East Texas State	5. Wallace Jones, E, Kentucky
6. Don Malmberg, T, UCLA	8. Rex Olson, B, Brigham Young	6. Frank Pattee, B, Kansas
7. Vic Schwall, B, Northwestern	9. Aubrey Fowler, B, Arkansas	7. Fred Folger, B, Duke
8. Howard Turner, B, North Carolina State	10. Jack Fitch, B, North Carolina	8. Bob Prymuski, T, Illinois
9. Franklin Hubbell, E, Tennessee	11. Don Ettinger, T, Kansas	9. Everett Faunce, B, Minnesota
10. Gaston Burgeois, G, Tulane	12. Paul Redfield, T, Colgate	10. Kale Alexander, T, South Carolina
11. James Brieske, C, Michigan	13. Stan Magdziak, B, William & Mary	11. Paul Page, B, SMU
12. Rudy Mobby, B, Hardin-Simmons	14. Dick Deranek, B, Indiana	12. James Owens, E, Oklahoma
13. Gerald Doherty, B, Delaware	15. Robert Norman, B, Washington & Lee	13. Warren Beson, C, Minnesota
14. Bill Baumgartner, E, Minnesota	16. Charles Working, B, Washington & Lee	14. David Moon, B, SMU
15. Jim Kekeris, T, Missouri	17. George Sparter, C, North Carolina	15. Jon Jenkins, T, Dartmouth
SUPPLEMENTARY	18. Rollin Prather, E, Kansas State	16. John O'Quinn, E, Wake Forest
16. John North, E, Vanderbilt	19. Norman Mosely, B, Alabama	17. John Clyde Geary, T, Conn. Wesleyan
17. Jim Canady, B, Texas	20. Carmen Ragonese, B, New Hampshire	18. Albert Sanders, T, Miss. Southern
18. Howie Brown, G, Indiana	21. Bob Walker, B, Colorado Mines	19. Guy Sundheim, C, Northwestern
19. John Sims, B, Tulane	22. Ray Borneman, B, Texas	20. Memrie Lazier, B, Illinois
20. Bert Vander Clute, G, Wesleyan	23. Pete Tillman, C, Oklahoma	21. Harry Larche, T, Arkansas State
21. Tony Stalloni, T, Delaware	24. Robert Pfohl, B, Purdue	22. No Choice
22. Jean Lamoure, G, Fresno State	25. Lou Levanti, C, Illinois	23. No Choice
23. Leo Daniels, B, Texas A&M	26. Sam Zatkoff, E, Illinois	24. No Choice
24. M. "Tex" Reilly, B, Colorado	27. Harry Jagade, B, Indiana	25. Joe Grothous, G, Iowa
25. Jim Landrigan, T, Holy Cross	28. Ben Bendrick, B, Wisconsin	26. Byron Gillory, B, Texas
	29. Rex Grossman, B, Indiana	27. Bob Cox, E, North Carolina
	30. Dick Reinking, E, SMU	28. Bob DeMoss, B, Purdue
		29. George Pryor, B, Wake Forest

ADMINISTRATION

COACHING
STAFFFOOTBALL
OPERATIONSBUSINESS
OPERATIONS

PLAYERS

2013 SEASON
IN REVIEWCOLTS
HISTORY

RECORDS

COLTS IN THE
COMMUNITY



1950

- Adrian Burk, QB, Baylor
- Leon Campbell, B, Arkansas
- Don Colo, T, Brown
- Earl Murray, G, Purdue
- Jack Halliday, G, SMU
- Herb Rich, B, Vanderbilt
- Art Bok, B, Dayton
- Dick Harris, C, Texas
- Bill Bass, B, Arkansas
- Errol Fry, G, Texas
- Joe Romanosky, T, St. Bonaventure
- Bill Dey, B, Dartmouth
- Ray Stone, E, Texas
- Mitch Smiarowski, C, St. Bonaventure
- Art Spinney, E, Boston College
- Dave Fisher, B, SW Louisiana
- Ralph Murphy, G, Rice
- Charley Schoolmaster, C, Western Mich
- Bill Waddail, B, Auburn
- Sheldon Dunlap, G, Cincinnati
- Tom Phillips, B, Baldwin Wallace
- Chip Armstrong, C, Occidental
- Harry Wettlauser, E, Pennsylvania
- Bill Petroski, T, Holy Cross
- Jim Pepper, G, Syracuse
- Gino Mazzanti, B, Arkansas
- Mitford Johnson, B, Baylor
- John Adcock, T, Auburn
- Bob Graham, B, Pennsylvania
- Tom Blake, G, Cincinnati (NY Bulldogs)


ALLOCATION

- Chet Mutryn, B, Buffalo Bills
 Bob Livingstone, B, Buffalo Bills
 Albin Collins, E, Chicago Rockets
 Art Donovan, DT, Buffalo Bills

1953 (Pos: 1st)

- Billy Vessels, HB, Oklahoma
- Bernie Flowers, E, Purdue
- Buck McPhail, FB, Oklahoma
- Tom Catlin, C, Oklahoma
- Jack Little, T, Texas A&M
- Jim Sears, HB, USC
- Bill Athey, G, Baylor
- Jim Prewett, T, Tulsa
- Bob Blair, TE, TCU
- John Cole, HB, Arkansas
- Gene Rossi, HB, Cincinnati
- Kaye Vaughn, G, Tulsa
- Bobby Moorhead, HB, Georgia Tech
- Frank Continetti, G, George Wash.
- Buddy Sutton, HB, Arkansas
- Jim Curran, E, Dayton
- George Lambour, T, Dartmouth
- LeRoy Lamb, HB, LSU
- Bill Powell, HB, California
- Pete Russo, T, Indiana
- Frank Kirby, T, Bucknell
- Merlin Gish, C, Kansas
- Mike Houseplan, G, Tulane
- Monte Brethauer, E, Oregon
- Joe Szombathy, E, Syracuse

- Scott Prescott, C, Minnesota
- Ray Graves, HB, Texas A&M
- Joe Sabol, HB, UCLA
- Jack Alessandrini, G, Notre Dame
- Tom Roche, T, Northwestern



Bernie Flowers was selected by the Colts in the second round of the 1953 draft.

1954 (Pos: 4th)

- Cotton Davidson, QB, Baylor (4)
- Larry Grigg, B, Oklahoma (15)
- James Kincaid, B, South Carolina (28)
- Thomas Allman, B, West Virginia (39)
- Don Ellis, B, Texas A&M (52)
- To Cleveland for C-Tom Cosgrove
- Glenn Turner, B, Georgia Tech (76)
- Dennis McCotter, G, Detroit U (87)
- Robert Adams, G, Shippensburg St.(100)
- Robert Schoonmaker, B, Missouri (111)
- Robert Leberman, B, Syracuse (124)
- Donald Chelf, T, Iowa (135)
- Chuck McMillan, B, John Carroll (148)
- Ordell Braase, T, S. Dakota State (159)
- Joseph D'Agostino, G, Florida (172)
- Alex Sandusky, C, Clarion St. Tchrs. (183)
- Thomas Adkins, C, Kentucky (196)
- Richard Shinaut, B, Texas Western (207)
- Charles Wenzlau, C, Miami (Oh.) (220)
- Raymond Berry, E, SMU (231)
- Robert Lade, G, Nebraska St. Tchrs. (241)
- Robert Meyer, T, Ohio State (255)
- Leon Hardeman, B, Georgia Tech (268)
- Donald Kerlin, B, Concordia (279)
- Pepper Rodgers, B, Georgia Tech (292)
- Jesus Esparza, T, N. Mexico A&M (303)
- William Sennett, C, Georgia Tech (316)
- Raymond Ecstrom, C, Westminster (327)
- Claude Talliaferro, B, Illinois (340)
- Patrick Abbruzzi, B, Rhode Island (351)

1955 (Pos: 2nd)

- Bonus Pick - George Shaw, QB, Oregon
- Alan Ameche, B, Wisconsin (2)
 - Richard Szymanski, C, Notre Dame (15)
 - L.G. Dupre, B, Baylor (26)
 - Tom Feamster, E, Florida State (39)
 - Jack Patera, G, Oregon (43)
 - (Choice from New York)
 - George Preas, G, VPI (50)
 - Leo Lewis, B, Lincoln U. (Mo.) (63)
 - Frank McDonald, C, Miami (Fla.) (74)

- Dale Meinert, G, Oklahoma A&M (87)
- Al. Walter Bryan, B, Texas Tech (98)
- William Evans, G, Miami (Ohio) (103)
- (Choice from New York)
- Jesse Arnelte, E, Penn State (111)
- Emil Radik, B, Omaha (122)
- Dick Chorovich, T, Miami (Ohio) (135)
- Pat Abbruzzi, B, Rhode Island (146)
- John Lee, B, Georgia Tech (159)
- Gerald Peterson, T, Texas (170)
- Dick Laswell, T, TCU (183)
- Wesley Clark, T, Miss. Southern (194)
- Charles Shepard, B, N. Texas St. (207)
- James Cobb, T, Abilene Christian (218)
- Charles Cianciola, C, Lawrence Col. (231)
- Nick Manych, C, Mich. St. Normal (242)
- Jerry Welch, B, S. Dakota State (255)
- Dick McNamara, B, Minnesota (266)
- Alex Esquivel, B, Mex. City Col. (279)
- Richard Grann, T, Rhode Island (290)
- Marion Minker, T, Bucknell (303)
- James Locke, T, VPI (314)
- Robert Myers, T, Ohio State (327)
- Bill Waters, T, Austin College (338)

1956 (Pos: 8th)

- Lenny Moore, HB, Penn State (8)
- Dick Donlin, E, Hamline (20)
- Bob Pascal, HB, Duke (32)
- B.C. Inabinet, T, Clemson (42)
- Herb Gray, E, Texas (54)
- Don Schmidt, HB, Texas Tech (66)
- Bill Waters, T, Austin (78)
- Bill Koman, G, North Carolina (90)
- John Lewis, E, Michigan State (102)
- Gene Scott, HB, Centre (114)
- Dennis Shaw, E, North Texas St. (126)
- Steve Myhra, G, North Dakota (138)
- Jack Hill, HB, Utah State (150)
- Ted Schwanger, HB, Tenn. Poly (162)
- John Polzer, LB, Virginia (174)
- Gene Hendrix, HB, Drake (186)
- Bill Danenhauer, E, Emporia (198)
- Earl Looman, G, Stetson (210)
- Bob Fyvie, T, Lafayette (222)
- Bob Hill, FB, Jackson (234)
- Jim Harness, HB, Mississippi State (246)
- Pat Del Vicaro, G, Miss. Southern (258)
- Al Stephenson, T, Idaho State (270)
- Bobby Fox, HB, East Texas State (282)
- Bradley Mills, HB, Kentucky (294)
- Jim Lohr, G, Southeastern Missouri (306)
- Herb Hartwell, HB, Virginia (318)
- John Shearer, QB, Shepherd (330)
- Jim Rusher, E, Kansas State (342)
- Terry Sweeney, HB, M. Tenn. State (353)

1957 (Pos: 7th)

- Jim Parker, T, Ohio State (7)
- Don Shinnick, LB, UCLA (19)
- Luke Owens, T, Kent State (31)
- Jackie Simpson, HB, Florida (43)
- Ron Underwood, HB, Arkansas (53)
- Bill Pricer, FB, Oklahoma (64)

ADMINISTRATION
COACHING STAFF
FOOTBALL OPERATIONS
BUSINESS OPERATIONS
PLAYERS
2013 SEASON IN REVIEW
COLTS HISTORY
RECORDS
COLTS IN THE COMMUNITY



7. Reuben Saage, HB, Baylor (78)
8. Jack Harmon, HB, E. Oregon State (89)
9. Robert White, T, Otterbein (100)
10. Joe Grisham, E, Austin Peay (114)
11. Andy Nelson, QB, Memphis State (125)
12. Don Simonic, T, Tennessee Poly (136)
13. John Call, HB, Colgate (150)
14. Joe Guido, HB, Youngstown (161)
15. Hall Whitley, C, Texas A&I (172)
- 16A. Joe Cannavino, HB, Ohio State (184)
(From Pitt. for RB-Charles Shepard)
- 16B. Ed Prelock, T, Kansas (186)
17. Dan Wisniewski, G, Pittsburgh (197)
18. Jim Villa, HB, Allegheny (208)
19. Charles Froehle, T, St. John's Minn. (222)
20. Walt Livingston, HB, Heidelberg (233)
21. Owen Mulholland, HB, Houston (244)
22. Chet Van Atta, LB, Kansas (258)
23. Connie Baird, E, Hardin-Simmons (269)
24. Harwood Hoeft, E, S. Dakota State (280)
25. Harlon Geach, T, College of Idaho (294)
26. Joe Unitas, T, Louisville (305)
27. Len DeMalon, LB, St. Vincent's (Pa.) (316)
28. Walt Schneider, T, Colorado (330)
29. Bob Rasmussen, G, Minnesota (341)
30. Bob Bailey, E, Thiel (352)

1958 (Pos: 10th)

1. Leonard Lyles, HB, Louisville (10)
2. Bob Stransky, HB, Colorado (23)
3. Joe Nicely, G, West Virginia (34)
4. Les Walters, E, Penn State (47)
- 5A. Raymond Brown, QB-HB, Mississippi (49)
(From Chi. Card. for DT-Tom Finin)
- 5B. To New York for RB-Henry Moore (57)
6. Bob Taylor, E, Vanderbilt (68)
- 7A. John Sample, HB, Maryland State (78)
(From Pittsburgh for B-Dick Young)
- 7B. John Diehl, T, Virginia (81)
8. Floyd Peters, G, (92)
San Francisco State

9. Harold Bullard, FB, Lenoir-Rhyne (105)
10. Ray Schamber, HB, South Dakota (116)
11. Bobby Jordan, HB, VMI (129)
12. Tommy Addison, T, South Carolina (140)
13. Jerry Richardson, E, Wofford (153)
14. Ken Hall, HB-FB, Texas A&M (164)
15. Les Carney, HB, Ohio (177)
16. Arch Matsos, G-LB, (188)
Michigan State
17. James Reese, QB, Minnesota (201)
18. Dave Lloyd, C, Georgia (212)
19. Tim Murnen, G, Bowling Green (225)
20. Tom Forrestal, QB, Navy (236)
21. Jim Faulk, HB, Texas Christian (249)
22. Bob McKee, E, Monmouth (260)
23. Phil Parslow, HB, UCLA (273)
24. Bobby Sandlin, HB, Tennessee (284)
25. Jim Roundtree, HB, Florida (297)
26. Bob Grimes, G, Central Michigan (308)
27. George Dintman, HB, Lock Haven (321)
28. Jim Murphy, T, (332)
East Tennessee State

29. Doug Padgett, E, Duke (345)
30. Gary Lund, G, Utah State (356)

1959 (Pos: 12th)

1. Jackie Burkett, C, LB, Auburn (12)
2. Dave Sherer, E, SMU (24)
3. To Detroit for DE-Ray Krouse (36)
4. Zeke Smith, G-LB, Auburn (48)
5. Hanson Churchill, G-LB, Mississippi (60)
6. Palmer Pyle, T, Michigan State (72)
7. Harold Lewis, HB, Houston (84)
8. Tom Coffey, HB, West Texas State (96)
9. Tom Brown, G, Minnesota (108)
10. Don Stewart, E, SMU (120)
11. Tom Stephens, HB, Syracuse (132)
12. Richard Wood, QB, Auburn (144)
13. Rudy Smith, G-T, Mississippi (156)
14. Ferdie Burket, HB, SE Oklahoma (168)
15. Ted Foret, T, Auburn (180)
16. Morris Keller, T, Clemson (192)
17. Leroy Bergan, T, (204)
South Dakota State
18. Opie Bandy, E-LB, Tulsa (216)
19. Milton Crain, C-LB, Mississippi (228)
20. Paul Balonick, C-LB, NC State (240)
21. John Herrmstein, FB, Michigan (252)
22. Lonny Leatherman, T, TCU (264)
23. Bob Davis, HB, Houston (276)
24. Bob Novogratz, G-LB, Army (288)
25. Ed Kieffer, HB, Syracuse (300)
26. Rene Lorio, HB, (312)
Mississippi Southern
27. Thurman Terry, T, (324)
Rice University
28. Fred Long, FB, Iowa (336)
29. Perry McGriff, E, Florida (348)
30. Blair Weese, FB, (360)
West Virginia Tech

1960 (Pos: 10th)

1. Ron Mix, T, USC (10)
- 2A. Don Floyd, T, TCU (23)
- 2B. Marvin Terrell, G, Mississippi (24)
(From New York for QB-George Shaw)
3. Jim Welch, HB, SMU (34)
4. Gerhard Schwedes, HB, (47)
Syracuse
5. Marvin Lasater, HB, TCU (58)
6. Al Bansavage, G, USC (71)
7. Jerry Beabout, T, Purdue (82)
8. Jim Colvin, T, Houston (95)
- 9A. Bob Hall, T, Kent State (103)
- 9B. Don Perkins, HB, New Mexico (106)
(From Philadelphia for B-Jimmy Carr)
- 10A. Ernest Barnes, C, (112)
N. Carolina Col.
- 10B. Bobby Boyd, QB, Oklahoma (119)
(From Wash. for G-Hanson Churchill)
11. Bob Wehking, C, Florida (130)
12. Bill Bucek, HB, Rice (143)
13. Jim Nemeth, C, South Carolina (154)
14. Dale Johannsen, T, (167)
Augustana Col.

15. Larry Grantham, E, Mississippi (178)
16. George Boynton, HB, (191)
E. Texas State
17. Jim Beaver, T, Florida (202)
18. Dan Sheehan, T, Chattanooga (215)
19. Bill Carpenter, E, Army (226)
20. Bob Hogue, T, Shepherd (239)

1961 (Pos: 7th)

- 1A. Tom Matte, HB, Ohio State
- 1B. To San Francisco for E-Dee Mackey
2. Tom Gilburg, T, Syracuse
3. Jerry Hill, HB, Wyoming
4. Ken Gregory, E, Whittier
- 5A. Ron Osborne, T, Clemson
- 5B. Ed Dyas, FB, Auburn
(From Pittsburgh for DB-Bert Rechichar)
6. Don Kern, HB, VMI
7. Ike Grimsley, HB, Michigan State
8. Paul Terhes, QB, Bucknell
9. Pete Nicklas, T, Baylor
10. Bob Clemens, HB, Pitt
11. Ralph White, T, Bowling Green
12. Dick Reynolds, T, North Carolina State
13. Dallas Garber, FB, Marietta
14. Bob Hunt, T, SMU
15. E.A. Sims, E, New Mexico State
16. Tom Weisner, FB, Wisconsin
17. Steve Jastrzembski, E, Pittsburgh
18. Wilson Allison, T, Baylor
19. Joe Novsek, T, Tulsa
20. Al Kimbrough, HB, Northwestern



Tom Matte was the Colts first pick in the 1961 draft.

1962 (Pos: 9th)

1. Wendell Harris, HB, Louisiana State
2. Bill Saul, LB, Penn State
3. Dan Sullivan, T, Boston College
4. Jim Dillard, HB, Oklahoma State
- 5A. To Green Bay for QB-Lamar McHan
- 5B. Jerry Croft, G, Bowling Green
(Choice from Pittsburgh)
6. To Washington for DB-Gary Glick
7. Fred Miller, T, Louisiana State
8. Pete Brokaw, HB, Syracuse
- 9A. Roy Walker, FB, Purdue
(From Dallas for RB-Don Perkins)
- 9B. Walt Rappold, QB, Duke
10. Fred Moore, T, Memphis State
11. Scott Tyler, HB, Miami, Ohio



ADMINISTRATION

- 12. Bake Turner, HB, Texas Tech
- 13. Charles Holmes, FB, Maryland State
- 14. Stinson Jones, HB, VMI
- 15. Joe Monte, G, Furman
- 16. Ray Abruzzese, HB, Alabama
- 17. Bill Knocke, HB, Fresno State
- 18. Mel Rideout, QB, Richmond
- 19. Fred Gillett, HB, Los Angeles State
- 20. Herm McKee, HB, Washington State

1963 (Pos: 5th)

- 1. Bob Vogel, T, Ohio State
- 2A. John Mackey, E-HB, Syracuse
- 2B. Butch Wilson, FB, Alabama (From Pittsburgh for DB-John Sample)
- 3. To St. Louis for E-Dick Bielski
- 4A. Jerry Logan, HB, West Texas State
- 4B. Harlow Fullwood, T, Virginia Union (From Chicago for DB-Pete Manning)
- 5. Bill Ventura, E, Richmond
- 6. Jerry Cook, HB, Texas
- 7. Willie Richardson, E, Jackson State
- 8. Dave Hayes, FB, Penn State
- 9. Don Trull, QB, Baylor
- 10. Bill Siekierski, G, Missouri
- 11. Winston Hill, T, Texas Southern
- 12. Butch Maples, C, Baylor
- 13. Paul Watters, T, Miami (Ohio)
- 14. Neil Petties, E, San Diego State
- 15. Leon Mavity, HB, Colorado
- 16. Dick Quast, E, Memphis State
- 17. Kern Carson, HB, San Diego State
- 18. Luther Woodruff, T, North Carolina A&T
- 19. Steve Berzansky, FB, West Virginia
- 20. D.L. Hurd, E, San Francisco State

1964 (Pos: 8th)

- 1. Marv Woodson, HB, Indiana
- 2. Tony Loric, HB, Arizona State
- 3. To Dallas for RB-J.W. Lockett
- 4. Ted Davis, LB, Georgia Tech
- 5. Ed Lothamer, T, Michigan State
- 6. Jim Mazurek, T, Syracuse
- 7. Ken Sugarman, T, Whitworth
- 8. John Williamson, LB, Louisiana Tech
- 9. Vince Turner, HB, Missouri
- 10. To Detroit for K-Jim Martin
- 11. John Paglio, T, Syracuse
- 12. Ken Graham, HB, Washington State
- 13. Charlie Parker, T, Southern Mississippi
- 14. John Case, E, Clemson
- 15. Larry Kramer, T, Nebraska
- 16. Roger Lopes, FB, Michigan State
- 17. Don Green, HB, Susquehanna
- 18. Alvin Haymond, HB, Southern U
- 19. Owen Dejanovich, T, ASU (Flagstaff)
- 20. John Butler, FB, San Diego State

1965 (Pos: 14th)

- 1. Mike Curtis, FB-LB, Duke
- 2. Ralph Neely, T, Oklahoma
- 3A. To San Francisco for WR-Raymond Berry

COACHING STAFF

FOOTBALL OPERATIONS

BUSINESS OPERATIONS

PLAYERS

2013 SEASON IN REVIEW

COLTS HISTORY

RECORDS

COLTS IN THE COMMUNITY

- 3B. Glenn Ressler, G, Penn State (From Pittsburgh for HB-Marv Woodson, LB-Bill Saul)
- 4A. Dave Johnson, HB, San Jose State
- 4B. Martin Schottenheimer, LB, Pitt (From Washington for RB-J.W. Lockett)
- 5. John McGuire, E, Syracuse
- 6A. Al Atkinson, T, Villanova
- 6B. Bob Felts, HB, Florida A&M (From New York for DB-Andy Nelson, WR-R.C. Owens)
- 7. John Kolocek, T, Corpus Christi
- 8. Roosevelt Davis, T, Tennessee A&I
- 9. Tom Bleick, HB, Georgia Tech
- 10. George Harold, HB, Allen U
- 11. Lamar Richardson, E, Fisk U
- 12. Ted Radosovich, G, Cincinnati
- 13. Bruce Airheart, HB, North Dakota State
- 14. Jerry Fishman, LB, Maryland
- 15. Roy Hilton, E, Jackson State
- 16. Steve Tensi, QB, Florida State
- 17. Fred Reichardt, E, Wisconsin
- 18. Charley King, HB, Purdue
- 19. Barry Brown, E-LB, Florida
- 20A. George Haffner, QB, McNeese State
- 20B. Raymond Johnson, C, Prairie View (From Washington for K-Jim Martin)

1966 (Pos: 15th)

- 1. Sam Ball, T, Kentucky
- 2. Butch Allison, G, Missouri
- 3. Rick Kestner, E, Kentucky
- 4A. Rod Sherman, FL, Southern California (From Dallas for G/T-Ralph Neely)
- 4B. Hoyle Granger, FB, Mississippi State
- 5. Choice to Dallas
- 6. Stas Maliszewski, LB, Princeton
- 7A. Dave Ellis, T, North Carolina State (From San Francisco for DT-Dan La Rose)
- 7B. Ray Perkins, FL, Alabama
- 8A. Gerald Allen, HB, Omaha (From Minnesota for T-Larry Kramer)
- 8B. Jack White, QB, Penn State
- 9. Gerald Gross, HB, Auburn
- 10. Claude Brownlee, DE, Benedict
- 11. Eric Crabtree, HB, Pittsburgh
- 12. Jim Carter, G, Tennessee A&I
- 13. Bob Hadrick, E, Purdue
- 14. Jim Ward, QB, Gettysburg
- 15. Lee Garner, LB, Mississippi
- 16. Rod Stewart, E, Duke
- 17. Randy Matson, T, Texas A&M
- 18. Ed Toner, T, Massachusetts
- 19. Ken Duke, FB, Morgan State
- 20. Tom Carr, T, Morgan State

1967 (Pos: 20-18-19)

- 1A. Bubba Smith, DE, Michigan State (1) (From N.O. for QB-Gary Cuozzo, OL-Butch Allison & D17-67)
- 1B. Jim Detwiler, HB, Michigan (20)
- 2. Rick Volk, DB, Michigan (45)

- 3A. Norman Davis, G, Grambling (54) (From N.O. in QB-Gary Cuozzo trade)
- 3B. Leon Ward, LB, Oklahoma State (71)
- 4. Charles Stukes, DB, Maryland St. (100)
- 5. Ron Porter, LB, Idaho (126)
- 6A. Terry Southall, QB, Baylor (137) (From Atlanta for T-Lou Kiroauc)
- 6B. To Atlanta for G-Dale Memmelaar
- 7. Bo Rein, FL, Ohio State (179)
- 8A. Lee Anderson, DT, Bishop (202) (From St. L. for LB-Mike Strofolino)
- 8B. Cornelius Johnson, T, Va. Union (204)
- 9. Ron Kirkland, HB, Nebraska (229)
- 10. Leigh Gilbert, FB, Northern Illinois (258)
- 11. Herman Reid, T, St. Augustine's (290)
- 12A. Preston Pearson, DB, Illinois (298) (From Pittsburgh for G-Jim Carter)
- 12B. J.B. Christian, G, Oklahoma State (307)
- 13. Marc Allen, DT, West Texas State (335)
- 14. Pat Conley, LB, Purdue (359)
- 15. Bob Wade, DB, Morgan State (385)
- 16. Don Alley, FL, Adams State (413)
- 17. To N.O. in QB-Gary Cuozzo trade

1968 (Pos: 23-24)

- 1. John Williams, T, Minnesota (23)
- 2. Bob Grant, LB, Wake Forest (50)
- 3. Rich O'Hara, E, Northern Arizona (78)
- 4. James Duncan, DB, Maryland St. (107)
- 5A. Paul Elzey, LB, Toledo (126) (From N.Y. for DT-Bob Lurtsema)
- 5B. To Cleveland for P-David Lee
- 6. Choice to Atlanta
- 7. Anthony Andrews, HB, Hamp. Inst. (188)
- 8. Tommy Davis, DT, Tennessee A&I (216)
- 9. Terry Cole, FB, Indiana (242)
- 10A. Ocie Austin, DB, Utah State (257) (From Wash. for RB-Gerald Allen)
- 10B. Ed Tomlin, FB, Hampton Inst. (270)
- 11. Bill Pickens, G, Houston (296)
- 12. James Jackson, DT, Jackson St. (324)
- 13. Howie Tennebar, G, Kent State (350)
- 14. Charles Mitchell, TE, Alabama St. (378)
- 15. Jeff Beaver, QB, North Carolina (404)
- 16. Walt Blackledge, FL, San Jose St. (432)
- 17. Ray Pederson, G, St. Coll. of Iowa (458)

1969 (Pos: 25th)

- 1. Ed Hinton, FL, Oklahoma (25)
- 2A. Ted Hendricks, LB, Miami (33) (From N.O. for RB-Tony Loric)
- 2B. Tom Maxwell, DB, Texas A&M (51)
- 3. Dennis Nelson, T, Illinois State (77)
- 4A. Jackie Stewart, FB, Texas Tech (87) (From Wash. for RB-Gerald Allen)



- 4B. To Atlanta for G-Dan Grimm
- 5A. To Atlanta for G-Dan Grimm
- 5B. King Dunlap, DT, Tennessee A&I (129)
- 6. Bill Fortier, G, Louisiana State (154)
- 7A. Gary Fleming, LB, Stanford (163)
(From N.O. in QB-Gary Cuozzo trade)
- 7B. Roland Moss, RB, Toledo (181)
- 8. Sam Havrilak, DB, Bucknell (207)
- 9A. George Wright, DT, (210)
Sam Houston
(From Atlanta for C-Phil Sobocinski)
- 9B. Larry Good, QB, Georgia Tech (232)
- 10. Marion Griffin, TE, Purdue (259)
- 11. Ken Delaney, T, Akron (285)
- 12. Butch Riley, LB, Texas A&I (310)
- 13. Carl Mauck, LB, (337)
Southern Illinois
- 14. Dave Bartlett, LB, Colorado (363)
- 15. George Thompson, DB, (389)
Marquette
- 16. Jim McMillan, FL, The Citadel (415)
- 17. Joe Cowan, FL, Johns Hopkins (441)

1970 (Pos: 18th)

- 1. Norm Bulaich, RB, TCU (18)
- 2. Jim Bailey, DT, Kansas (44)
- 3A. Jim O'Brien, K-WR, Cincinnati (70)
- 3B. Ara Phelon, TE, Morgan State (74)
(From Phil. for LB-Ron Porter)
- 4A. Steve Smear, DT, Penn State (95)
(From Wash. for LB-Dennis Gaubatz)
- 4B. To Green Bay for T-Ron Kostelnik
- 5. Billy Newsome, DE, Grambling (122)
- 6. Ron Gardin, FL, Arizona (148)
- 7. Gordon Slade, QB, Davidson (174)
- 8. Bob Bouley, T, Boston College (199)
- 9. Barney Harris, CB, Texas A&M (226)
- 10. Dick Palmer, LB, Kentucky (252)
- 11. George Edwards, RB, (278)
Fairmont St.
- 12. Don Burrell, FL, Angelo State (304)
- 13. Dave Polak, LB, Bowling Green (330)
- 14. Tom Curtis, S, Michigan (356)
- 15. Philip Gary, DE, Kentucky State (382)
- 16. Jack Maitland, RB, Williams (408)
- 17. Alvin Pearman, RB, Colgate (434)

1971 (Pos: 26th)

- 1A. Don McCauley, RB, (22)
North Carolina
(From Miami for Don Shula)
- 1B. Leonard Dunlap, DB, (26)
N. Texas St.
- 2. Bill Atessis, DT, Texas (52)
- 3. Karl Douglas, QB, Texas A&I (78)
- 4. To Pittsburgh for WR-Roy Jefferson
- 5. John Andrews, TE, Indiana (130)
- 6. Ken Frith, DT, (156)
Northeast Louisiana
- 7. Gordon Bowdell, WR, Mich. St. (182)
- 8. Willie Bogan, DB, Dartmouth (207)
- 9. Bill Burnett, RB, Arkansas (234)
- 10. Rex Kern, QB, Ohio State (260)
- 11. Dave Jones, LB, Baylor (286)

- 12A. Bob Wuensch, T, Texas (294)
(From Pitt. for RB-Preston Pearson,
DB-Ocie Austin)
- 12B. Bill Triplett, WR, (312)
Michigan State
- 13. Tom Neville, LB, Yale (338)
- 14. Mike Mikolayunas, RB, Davidson (364)
- 15. Mike Hogan, LB, Michigan State (390)
- 16. Rich Harrington, DB, Houston (416)
- 17. Don Nottingham, RB, Kent State (441)

1972 (Pos: 22nd)

- 1. Tom Drougas, T, Oregon (22)
- 2A. Jack Mildren, S, Oklahoma (46)
(From Oak. for DB-Tom Maxwell,
D4 & D7-72)
- 2B. Glenn Doughty, WR, Michigan (47)
(From Wash. for LB-Bob Grant)
- 2C. Lydell Mitchell, RB, Penn State (48)
- 3. To Oakland for WR-Eldridge Dickey
- 4A. To Oak. for LB-Bill Laskey (104)
& D2-724B. Eric Allen, WR,
Michigan State
(From S.D. for DT-George Wright)
- 5A. Don Croft, DT, Texas El Paso (115)
(From New England for DB-Ron Gardin)
- 5B. To New Orleans for G-John Shinners
- 6. Bruce Laird, S, American Intl. (152)
- 7A. John Sykes, RB, Morgan State (169)
(From Wash. for LB-Bob Grant)
- 7B. To Oak. for LB-Bill Laskey & D2-72
- 8A. Al Qualls, LB, Oklahoma (191)
(From S.D. for DT-George Wright)
- 8B. Van Brownson, QB, Nebraska (204)
- 9A. Gary Hambell, DT, Dayton (215)
(From G.B. for DT-Jim DeLisle)
- 9B. To Cleveland for LB-Tom Beutler
- 10. Dave Schilling, RB, Oregon State (256)
- 11. Fred DeBernardi, DE, (282)
Tex. El Paso
- 12. Gary Theiler, TE, Tennessee (308)
- 13. Herb Washington, WR, Mich. St. (334)
- 14. John Morris, C, Missouri Valley (359)
- 15. Robin Parkhouse, LB, Alabama (386)
- 16. Gary Wichard, QB, C.W. Post (412)
- 17. Stan White, LB, Ohio State (438)

1973 (Pos: 10th)

- 1A. Bert Jones, QB, Louisiana State (2)
(From N.O. for DE-Billy Newsome
& D4-73)
- 1B. Joe Ehrmann, DT, Syracuse (10)
- 2. Mike Barnes, DE, Miami (35)
- 3A. Bill Olds, RB, Nebraska (61)
(From Houston for C-Bill Curry)
- 3B. Jamie Rotella, LB, Tennessee (62)
- 4A. Gery Palmer, T, Kansas (83)
(From Phil. for RB-Norm Bulaich)
- 4B. Ollie Smith, WR, Tennessee State (85)
(From S.D. for DB-Leonard Dunlap)
- 4C. To New Orleans for D1-73
- 5. David Taylor, G, Catawba (114)
- 6. To N.O. for G-John Shinners
- 7. To Denver for TE-John Mosier

- 8A. Ray Oldham, DB, (189)
Mid. Tennessee
(From San Diego for RB-Tom Matte)
- 8B. Bill Windauer, G, Iowa (191)
- 9. To Wash. for WR-Cotton
Speyrer & D1-73
- 10. To N.Y. Jets for DT-Chuck Hinton
- 11. Dan Neal, C, Kentucky (270)
- 12. Bernard Thomas, DE, (295)
W. Michigan
- 13. Tom Pierantozzi, QB, (322)
West Chester
- 14. Ed Williams, RB, West Virginia (347)
- 15. Jackie Brown, DB, (374)
South Carolina
- 16. Marty Januszkiewicz, RB, (399)
Syracuse
- 17. Guy Falkenhagen, T, (426)
N. Michigan



Bert Jones, the Colts' first pick in the 1973 draft, spent nine seasons with the team (1973-1981).

1974 (Pos: 5th)

- 1A. John Dutton, DE, Nebraska (5)
- 1B. Roger Carr, WR, Louisiana Tech (24)
(From L.A. for OG-John Williams)
- 2A. Fred Cook, DE, Sou. Mississippi (32)
- 2B. Ed Shuttlesworth, RB, Michigan (37)
(From Phil. for RB-Norm Bulaich)
- 3A. Glenn Robinson, LB, (57)
Oklahoma St.
- 3B. Robert Pratt, G, North Carolina (67)
(From Denver for LB-Ray May)
- 4. Tony Bell, DB, Bowling Green (84)
- 5A. To Detroit for LB-Ed Mooney
- 5B. Doug Nettles, DB, Vanderbilt (129)
(From Minn. for DB-Charlie Stukes)
- 6A. To Miami for RB-Hubert Ginn
- 6B. Danny Rhodes, LB, Arkansas (140)
(From N.E. for DB-Jack Mildren)
- 7A. Noah Jackson, G, Tampa (161)
- 7B. Dan Dickel, LB, Iowa (170)
(From Denver for LB-Bill Laskey)
- 7C. Freddie Scott, WR, Amherst (174)
(From Buffalo for TE-John Mosier)
- 8A. Gery Latta, TE, Morgan State (188)
- 8B. Paul Miles, RB, Bowling Green (198)
(From Denver for LB-Ray May)
- 9. To Wash. for WR-Cotton Speyrer
& D1-73
- 10A. Bob Van Duyn, G, Idaho (240)
- 10B. Glenn Ellis, DT, Elon (257)
(From L.A. for DB-Jerry Logan)
- 11. Tim Rudnick, DB, Notre Dame (265)

ADMINISTRATION
 COACHING STAFF
 FOOTBALL OPERATIONS
 BUSINESS OPERATIONS
 PLAYERS
 2013 SEASON IN REVIEW
 COLTS HISTORY
 RECORDS
 COMMUNITY



ADMINISTRATION

- 12A. Dave Simonson, T, Minnesota (292)
- 12B. Bob Bobrowski, QB, Purdue (307)
(From Wash. for LB-Ed Mooney)
- 13. Randy Hall, DB, Idaho (317)
- 14. Ed Collins, WR, Rice (344)
- 15. Pat Kelly, LB, Richmond (369)
- 16. Dave Margavage, T, Kentucky (396)
- 17A. Tim Berra, WR, Massachusetts (421)
- 17B. Buzzy Lewis, DB, Florida State (436)
(From Wash. for OG-Cornelius Johnson)

1975 (Pos: 1st)

- 1A. To Atl. for OT-George Kunz & D1-75
- 1B. Ken Huff, G, North Carolina (3)
(From Atl. in OT-George Kunz trade)
- 2. To G.B. for LB-Tom MacLeod & D8-75
- 3A. Mike Washington, DB, Alabama (53)
- 3B. Dave Pear, DT, Washington (56)
(From Chi. for rights to TE-Greg Latta)
- 4A. Marshall Johnson, RB, Houston (80)
- 4B. Paul Linford, DT, Brigham Young(93)
(From N.Y. Jets for DT-Jim Bailey)

COACHING STAFF

FOOTBALL OPERATIONS

BUSINESS OPERATIONS

PLAYERS

2013 SEASON IN REVIEW

COLTS HISTORY

RECORDS

COLTS IN THE COMMUNITY

- 5A. Sanders Shiver, LB, (134)
Car.-Newman
(From Chi. for rights to G-N. Jackson)
- 5B. Mike Kirkland, QB, Arkansas (143)
- 6. To Buffalo for LB-Jim Cheyunski
- 7. To Chicago for D7-75 & D5-76
- 8. Ricky Thompson, WR, Baylor (228)
- 9. Stu Leverick, T, Illinois (258)
- 10. Tim Baylor, DB, Morgan State (283)
- 11. Rick Gibney, DT, Georgia Tech (310)
- 12. Frank Stavroff, K, Indiana (339)
- 13. To Oakland for D16 & D17-75
- 14. Jeremiah Cummings, DE, (394)
Alb. (Ga.) St.
- 15. Gary Alexander, T, Clemson (424)
- 16A. Mike Fuhrman, TE, (449)
Memphis St. (From Wash. for WR-Cotton Speyer)
- 16B. Steve Ludwig, C, Miami (Fla.) (451)
- 17. To Oakland for D16 & D17-75

1977 (Pos: 26th)

- 1. Randy Burke, WR, Kentucky (26)
- 2. Mike Ozdowski, DE, Virginia (53)
- 3. To St. Louis for DB-Norm Thompson
- 4. To Washington for RB-Herb Mul-Key
- 5. To N.O. for RB-Howard Stevens
- 6. Calvin O'Neal, LB, Michigan (163)
- 7. Blanchard Carter, T, (193)
Nev.-Las Vegas
- 8. Kenneth Helms, T-C, Georgia (220)
- 9. Glen Capriola, RB, (247)
Boston College
- 10. Ron Baker, G, Oklahoma State (277)
- 11. Brian Ruff, LB, The Citadel (304)
- 12. Bill Deutsch, RB, North Dakota (331)

1978 (Pos: 25th)

- 1. Reese McCall, TE, Auburn (25)
- 2. Mike Woods, LB, Cincinnati (52)
- 3. To San Francisco for C-Forrest Blue
- 4. To Detroit for DT-Herb Orvis
- 5A. Frank Myers, OT, Texas A&M (117)
(From S.F. for QB-Marty Domres)
- 5B. To Kansas City for LB-Willie Lanier
- 6. Ben Garry, RB, S. Mississippi (161)
- 7. Jeff Logan, RB, Ohio State (191)
- 8. Monte Anthony, RB, Nebraska (218)
- 9. Dave Studdard, OT, Texas (245)
- 10. Dallas Owens, DB, Kentucky (275)
- 11. Henry Mason, WR, (302)
Cent. Missouri
- 12. Bruce Allen, P, Richmond (329)

1979 (Pos: 6th)

- 1. Barry Krauss, LB, Alabama (6)
- 2. To Oakland for WR-Mike Siani
- 3A. To Tampa Bay for RB-Don Hardeman
- 3B. Kim Anderson, DB, Arizona State(69)
(From Houston for D3 & D7-79)
- 4. To Detroit for QB-Greg Landry
- 5. Larry Braziel, DB, USC (115)
- 6A. To Buffalo for DB-Dwight Harrison

- 6B. Jim Moore, OT, Ohio State (150)
(From Wash. for WR-Ricky Thompson)
- 7. To Houston for D3-79
- 8A. Steve Heimkreiter, LB, (197)
Notre Dame
- 8B. Nesby Glasgow, DB, Washington (207)
(From Minn. for OT-Frank Myers)
- 9. Russ Henderson, P, Virginia (224)
- 10. Steven Stephens, TE, (254)
Oklahoma St.
- 11. John Priestner, LB, W. Ontario (280)
- 12. Charles Green, WR, (306)
Kansas State

1980 (Pos: 5th)

- 1A. Curtis Dickey, RB, Texas A&M (5)
- 1B. Derrick Hatchett, DB, Texas (24)
(From Dallas for DE-John Dutton)
- 2A. Ray Donaldson, C, Georgia (32)
- 2B. Tim Foley, OT, Notre Dame (51)
(From Dallas for DE-John Dutton)
- 3. To Detroit for QB-Greg Landry
- 4. Ray Butler, WR, USC (88)
- 5. To Kansas City for RB-Mark Bailey
- 6. Chris Foote, C, USC (144)
- 7. Wesley Roberts, DE, TCU (170)
- 8A. Ken Walter, OT, Texas Tech (195)
(From Detroit for LB-Stan White)
- 8B. To Denver for P-Bucky Dilts
- 9. Mark Bright, RB, Temple (227)
- 10. Larry Stewart, OT, Maryland (254)
- 11. Ed Whitley, TE, Kansas State (280)
- 12A. Randy Bielski, K, Towson State (311)
- 12B. Marvin Sims, RB, Clemson (324)
(From Denver for RB-Don Hardeman)

1981 (Pos: 12-11)

- 1A. Randy McMillan, RB, Pittsburgh (12)
- 1B. Donnell Thompson, DT, (18)
N. Carolina (From Minn. for D2a, D2b & D5-81)
- 2A. To Minnesota for D1-81
- 2B. To Minnesota for D1-81
- 3. Randy Van Diver, OT, Washington (68)
- 4. Tim Sherwin, TE, Boston College (94)
- 5. To Minnesota for D1-81
- 6. Bubba Green, DT, (149)
N. Carolina St.
- 7. Obed Ariiri, K, Clemson (178)
- 8A. Ken Sitton, DB, Oklahoma (204)
- 8B. Hosea Taylor, DT, Houston (220)
(From Phil. for OG-Ron Baker)
- 9. Tim Gooch, DE, Kentucky (233)
- 10A. Gregg Gerken, LB, N. Arizona (256)
(From S.F. for DT-Jim Krahl)
- 10B. Trent Bryant, DB, Arkansas (259)
- 11. Holden Smith, WR, California (288)
- 12. Eric Scoggins, LB, USC (315)

1982 (Pos: 2-1)

- 1A. Johnie Cooks, LB, Mississippi St. (2)
- 1B. Art Schlichter, QB, Ohio State (4)
(From L.A. for QB-Bert Jones)



- 2A. Leo Wisniewski, NT, Penn State (28)
- 2B. Rohn Stark, P, Florida State (34)
3. Mike Pagel, QB, Arizona State (84)
4. Terry Crouch, OG, Oklahoma (113)
6. Pat Beach, TE, Washington State (140)
7. Fletcher Jenkins, NT, Washington (169)
8. Tony Loia, OG, Arizona State (196)
9. Tony Berryhill, C, Clemson (225)
10. Tom Deery, DB, Widener (252)
11. Lamont Meacham, DB, W. Kentucky (280)
12. Johnny Wright, RB, S. Carolina (307)

1983 (Pos: 1st)

1. John Elway, QB, Stanford (1)
2. Vernon Maxwell, LB, Arizona State (29)
3. George Achica, NT, USC (57)
4. Phil Smith, WR, San Diego State (85)
5. Sid Abramowitz, OT, Tulsa (113)
- 6A. To San Diego for K-Mike Wood
- 6B. Grant Feasel, C, Abilene Christian (161)
7. Alvin Moore, RB, Arizona State (169)
8. To Denver for OT-Glenn Hyde
- 9A. Jim Mills, OT, Hawaii (225)
- 9B. Chris Rose, OT, Stanford (241)
- (From Atl. for P-Dave Smigelsky)
10. Ronald Hopkins, DB, Murray St. (252)
11. Jim Bob Taylor, QB, Georgia Tech (280)
12. Carl Williams, WR, Tex. Southern (308)

1984 (Pos: 8th)

- 1A. Leonard Coleman, DB, Vanderbilt (8)
- 1B. Ron Solt, OG, Maryland (19)
- (From Denver for QB-John Elway)
2. Blaise Winter, DT, Syracuse (35)
3. Chris Scott, DT, Purdue (66)
- 4A. Craig Curry, DB, Texas (93)
- 4B. George Wonsley, RB, Miss. St. (103)
- (From Seattle for WR-Roger Carr)
- 5A. Golden Tate, WR, Tennessee St. (120)
- 5B. Kevin Call, OT, Colorado State (130)
- (From Seattle for OG-Robert Pratt)
6. Dwight Beverly, RB, Illinois (147)
7. To Det. for OT-Karl Baldischwiler
8. Eugene Daniel, DB, Louisiana St. (205)
9. To Dallas for K-Raul Allegre
10. To Detroit for WR-Tracy Porter
11. Bob Stowe, OT, Illinois (290)
12. Steve Hathaway, DE, W. Virginia (317)

USFL SUPPLEMENTAL DRAFT

1. Paul Bergmann, TE, UCLA
2. Albert Bentley, RB, Miami
3. Byron Smith, DT, California

1985 (Pos: 5-4)

1. Duane Bickett, LB, USC (5)
2. Don Anderson, DB, Purdue (32)
3. Anthony Young, DB, Temple (61)
4. Willie Broughton, DE, Miami (88)
5. Roger Caron, OT, Harvard (117)
6. To Dallas for OT-Steve Wright
7. James Harbour, WR, Mississippi (173)
8. Ricky Nichols, WR, East Carolina (200)
9. Mark Boyer, TE, USC (229)
10. Andre Pinesett, DT, Cal-Fullerton (256)
11. To L.A. for DB-George Radachowsky
12. David Burnette, OT, C. Arkansas (312)



Duane Bickett was the first pick for Indianapolis in the 1985 NFL Draft.

1986 (Pos: 7-6-5-4)

- 1A. Jon Hand, DE, Alabama (4)
- (From N.O. for D1 & D3-86)
- 2B. Jack Trudeau, QB, Illinois (47)
- (From Dallas in D2 swap for QB-Gary Hogeboom)
3. To New Orleans for D1-86
4. Bill Brooks, WR, Boston University (86)
- 5A. Scott Kellar, DT, Northern Illinois (117)
- 5B. Gary Walker, C, Boston University (124)
- (From S.D. for LB-Vernon Maxwell)
6. To L.A. for D7a, D7b & D12-86
- 7A. Steve O'Malley, NT, N. Illinois (171)
- 7B. Chris White, K, Illinois (172)
- (From L.A. for D6-86)
- 7C. Tommy Sims, DB, Tennessee (190)
- (From L.A. for D6-86)
8. Trell Hooper, DB, Memphis State (198)
9. Bob Brotzki, OT, Syracuse (228)
- 10A. To St. Louis for LB-Dave Ahrens
- 10B. Pete Anderson, C, Georgia (266)
- (From S.D. for QB-Mark Herrmann)
11. To Buffalo for QB-Matt Kofler
- 12A. Steve Wade, DT, Vanderbilt (309)
- 12B. Isaac Williams, DT, Florida State (326)
- (From L.A. for D6-86)

1987 (Pos: 2nd)

1. Cornelius Bennett, LB, Alabama (2)
2. To Wash. for WR-Walter Murray
3. Chris Gambol, OT, Iowa (58)
4. Randy Dixon, OT, Pittsburgh (85)
5. Roy Banks, WR, Eastern Illinois (114)
6. Freddie Robinson, DB, Alabama (142)

7. Mark Bellini, WR, Brigham Young (170)
- 8A. To Tampa Bay for DB-John Holt
- 8B. Chuckie Miller, DB, UCLA (200)
- (From Buffalo for OT-Roger Caron)
- 9A. To N.Y. Giants for DB-Kenny Daniel
- 9B. Bob Ontko, LB, Penn State (247)
- (From Cleve. for QB-Mike Pagel)
10. Chris Goode, DB, Alabama (253)
11. Jim Reynosa, DE, Arizona State (281)
12. David Adams, RB, Arizona (309)

1988 (Pos: 21-20-22)

1. To L.A. for RB-Eric Dickerson
2. To L.A. for RB-Eric Dickerson
3. Chris Chandler, QB, Washington (76)
4. Michael Ball, DB, Southern Univ. (104)
5. John Baylor, DB, S. Mississippi (129)
6. To Wash. for WR-Clarence Verdin
7. To N.Y. Giants for DT-Jerome Sally
8. To Buffalo for OT-Roger Caron
9. Jeff Herrod, LB, Mississippi (243)
10. O'Brien Alston, LB, Maryland (270)
11. Donnie Dee, TE, Tulsa (297)
- 12A. Aatron Kenney, WR, Wis.-St. Point (308)
- (From Det. for QB-Derrick Ramsey)
- 12B. Tim Vesling, K, Syracuse (327)

1989 (Pos: 15-17-16)

- 1A. To Seattle for LB-Fredd Young
- 1B. Andre Rison, WR, Michigan State (22)
- (From Phil. for OG-Ron Solt)
2. To L.A. for RB-Eric Dickerson
3. Mitchell Benson, DT, TCU (72)
4. Pat Tomberlin, OT, Florida State (99)
5. To Washington for D4 & D8-90
6. Quintus McDonald, LB, Penn St. (155)
- 7A. Ivy Joe Hunter, RB, Kentucky (182)
- 7B. Charles Washington, DB, Cameron (185)
- (From NYG for TE-Tim Sherwin)
8. Kurt Larson, LB, Michigan State (212)
9. William Mackall, WR, Tenn.-Martin (239)
10. Jim Thompson, OT, Auburn (266)
11. Wayne Johnson, QB, Georgia (296)
- 12A. William Dubose, RB, S.C. State (314)
- (From T.B. for QB-Joe Ferguson)
- 12B. Steve Taylor, QB, Nebraska (323)

1990 (Pos: 12-11-14-13)

- 1A. Jeff George, QB, Illinois (1)
- (From Atl. for OT-Chris Hinton, WR-Andre Rison, D5-90 & D1-91)
- 1B. To Seattle for LB-Fredd Young
2. Anthony Johnson, RB, Notre Dame (36)
3. To San Diego for LB-Chip Banks
- 4A. Stacey Simmons, WR, Florida (83)
- (From Atl. with rights to D1-90)
- 4B. William Schultz, OG, USC (94)
- 4C. Alan Grant, DB, Stanford (103)
- (From Washington for D5-89)



ADMINISTRATION

- 4D. Pat Cunningham, OT, Texas A&M (106)
(From Phil. for OG-Ron Solt)
- 5. To Atlanta for D1 & D4-90
- 6. Tony Walker, LB, SE Missouri St. (148)
- 7. James Singletary, LB, E. Carolina (179)
- 8A. Ken Clark, RB, Nebraska (206)
- 8B. Harvey Wilson, DB, (213)
Southern Univ.
(From Washington for D5-89)
- 9. Darvell Huffman, WR, (232)
Boston Univ.
- 10. To Dallas for OT-Zefross Moss
- 11. Carnel Smith, DE, Pittsburgh (290)
- 12A. Gene Benhart, QB, W. Illinois (311)
(From S.D. for DB-Leonard Coleman)
- 12B. Dean Brown, OG, Notre Dame

COACHING STAFF

FOOTBALL OPERATIONS

BUSINESS OPERATIONS

PLAYERS

2013 SEASON IN REVIEW

COLTS HISTORY

RECORDS

COLTS IN THE COMMUNITY

1991 (Pos: 14-13)

- 1. To Atlanta for D1 & D4-90
- 2. Shane Curry, DE, Miami (40)
- 3. Dave McCloughan, DB, Colorado (69)
- 4. Mark Vander Poel, OT, Colorado (96)
- 5. Kerry Cash, TE, Texas (125)
- 6. Mel Agee, DE, Illinois (152)
- 7. James Bradley, WR, Michigan St. (181)
- 8. Tim Bruton, TE, Missouri (208)
- 9. Howard Griffith, RB, Illinois (236)
- 10. Frank Giannetti, LB, Penn State (263)
- 11. Jerry Crafts, OT, Louisville (292)
- 12. Rob Luedeke, C, Penn State (319)

1992 (Pos: 1st)

- 1A. Steve Emtman, DT, Washington (1)
- 1B. Quentin Coryatt, LB, Texas A&M (2)
(From T.B. for QB-Chris Chandler)
- 2. Ashley Ambrose, DB, (29)
Miss. Val. St.
- 3. To L.A. for OT-Irv Pankey
- 4A. Rodney Culver, RB, Notre Dame (85)
- 4B. Anthony McCoy, NT, Florida (105)
(From Raid. for RB-Eric Dickerson)
- 5. Maury Toy, RB, UCLA (113)
- 6. Shoun Habersham, WR, UT-Chat. (141)
- 7. Derek Steele, DE, Maryland (169)
- 8A. Jason Belser, DB, Oklahoma (197)
- 8B. Ronald Humphrey, RB, (212)
Miss. Val. St.
(From Raid. for RB-Eric Dickerson)
- 9. Eddie Miller, WR, South Carolina(225)
- 10. Stephen Grant, LB, West Virginia(253)
- 11. To L.A. for OT-Irv Pankey
- 12. Michael Brandon, DE, Florida (309)

1993 (Pos: 16-15-17)

- 1. Sean Dawkins, WR, California (16)
- 2A. To Pittsburgh for D2 & D4-93
- 2B. Roosevelt Potts, RB, NE Louisiana (49)
(From Pittsburgh for D2-93)
- 3A. Ray Buchanan, DB, Louisville (65)
(From L.A. for D3 & D5-93)
- 3B. To L.A. D3-93
- 4A. Derwin Gray, DB, Brigham Young (92)
(From Chicago for D4 & D6-93)

- 4B. To Chicago for D4-93
- 4C. Devon McDonald, LB, Notre Dame (107)
(From Pittsburgh for D2-93)
- 5. To L.A. for D3-93
- 6A. Carlos Etheredge, TE, Miami (157)
- 6B. To Chicago for D4-93
- 7. Lance Lewis, RB, Nebraska (184)
- 8. Marquise Thomas, LB, Mississippi (211)

1994 (Pos: 2-3)

- 1A. Marshall Faulk, RB, San Diego St. (2)
- 1B. Trev Alberts, LB, Nebraska (5)
(From L.A. for D1 & D3-94)
- 2. Eric Mahlum, OG, California (32)
- 3A. Jason Mathews, OT, Texas A&M (67)
- 3B. To L.A. for D1-94
- 4. Bradford Banta, TE, USC (106)
- 5. John Covington, DB, Notre Dame(133)
- 6. Lamont Warren, RB, Colorado (164)
- 7. Lance Teichelman, DL, (196)
Texas A&M

1995 (Pos: 15-16)

- 1. Ellis Johnson, DE/T, Florida (15)
- 2. Ken Dilger, TE, Illinois (48)
- 3. Zack Crockett, RB, Florida State (79)
- 4. Ray McElroy, DB, Eastern Illinois (114)
- 5. Derek West, OT, Colorado (149)
- 6. Brian Gelzheiser, LB, Penn State (187)
- 7. Jessie Cox, LB, Texas-Southern (223)

1996 (Pos: 22-21-20-19-18)

- 1A. Marvin Harrison, WR, Syracuse (19)
(From Atl. in QB-Jeff George trade)
- 1B. To T.B. for QB-Craig Erickson
- 2. Dedic Mathis, DB, Houston (51)
- 3. Scott Slutzker, TE, Iowa (82)
- 4. Brian Milne, RB, Penn State (115)
- 5. Steve Martin, DT, Missouri (151)
- 6A. Keith Conlin, OT, Penn State (191)
- 6B. Mike Cawley, QB, James Madison (205)
(Compensatory Pick)
- 7. Adrian Robinson, DB, Baylor (232)

1997 (Pos: 19-18-17-21-20)

- 1. Tarik Glenn, OT, California (19)
- 2. Adam Meadows, OT, Georgia (48)
- 3A. To San Francisco for D3-97, D5-97
- 3B. Bert Berry, LB, Notre Dame (84)
(From San Francisco for D3-97)
- 4. Delmonico Montgomery, DB, (117)
Houston
- 5A. Nathaniel Jacquet, WR, (150)
San Diego St.
- 5B. Carl Powell, DE, Louisville (156)
(From San Francisco for D3-97)
- 6. Scott Von Der Ahe, LB, (182)
Arizona St.
- 7. Clarence Thompson, DB, Knoxville College (219)

1998 (Pos: 1st)

- 1. Peyton Manning, QB, Tennessee (1)
- 2. Jerome Pathon, WR, Washington (32)
- 3A. To Carolina for President Bill Polian
- 3B. E.G. Green, WR, Florida State (71)
(From Baltimore for QB-Jim Harbaugh)
- 4A. To Baltimore for QB-Jim Harbaugh
- 4B. Steve McKinney, OG, Texas A&M (93)
(From Balt. for D4-98, D5-98, D6-98)
- 4C. To Baltimore for D4-98
- 5A. To Baltimore for D4-98
- 5B. Antony Jordan, LB, Vanderbilt (135)
(From Cincinnati for QB-Paul Justin)
- 6. To Baltimore for D4-98
- 7A. Aaron Taylor, OL, Nebraska (190)
- 7B. Cory Gaines, DB, Tennessee (231)
(Compensatory Pick)

1999 (Pos: 4-3-2)

- 1. Edgerrin James, RB, Miami (4)
- 2A. To Carolina for DB-Tyrone Poole
- 2B. Mike Peterson, LB, Florida (36)
(From St. Louis for RB-Marshall Faulk)
- 3. Brandon Bursworth, OG, Arkansas (63)
- 4A. Paul Miranda, DB, Central Florida (96)
(From S.F. for D4-99, D6-99)
- 4B. To S.F. with D6-99 for D4-99
- 5A. To Pittsburgh for LB-Steven Conley
- 5B. Brad Scioli, DE, Penn State (138)
(From St. Louis for RB-Marshall Faulk)
- 6. To S.F. with D4-99 for D4-99
- 7A. Hunter Smith, P, Notre Dame (210)
- 7B. Corey Terry, LB, Tennessee (250)
(Compensatory Pick)



Colts 1999 draft selection, running back Edgerrin James, leads the franchise in career rushing yardage (9,226).

2000 (Pos: 28)

- 1. Rob Morris, LB, Brigham Young (28)
- 2. Marcus Washington, LB, Auburn (59)
- 3. David Macklin, DB, Penn State (91)
- 4. Josh Williams, DT, Michigan (122)
- 5A. Matt Johnson, OG, Brigham Young (138)
- 5B. To New Orleans with D6-00 for D5-00
- 6. To New Orleans with D5-00 for D5-00
- 7A. Rob Renes, DT, Michigan (235)
- 7B. Rodregis Brooks, DB, Ala. Birm. (238)
(From Oakland for D6-01)

**2001 (Pos: 22-21-23)**

- 1A. To N.Y. Giants for D1, D3, D6-01
- 1B. Reggie Wayne, WR, Miami (30)
(From N.Y. Giants for D1-01)
- 2A. Idrees Bashir, DB, Memphis (37)
(From Dallas for D2, D3-01)
- 2B. To Dallas for D2-01
- 3A. To Dallas for D2-01
- 3B. Cory Bird, DB, Virginia Tech (91)
(From N.Y. Giants for D1-01)
4. Ryan Diem, OG, Northern Illinois (118)
5. Raymond Walls, DB, (152)
Southern Mississippi
- 6A. To Oakland for D7-00
- 6B. Jason Doering, DB, Wisconsin (193)
(From N.Y. Giants for D1-01)
7. Rick DeMulling, OG, Idaho (220)

2002 (Pos: 11-10-9-8)

1. Dwight Freeney, DE, Syracuse (11)
2. Larry Tripplett, DT, Washington (42)
3. Joseph Jefferson, DB, (74)
W. Kentucky
4. David Thornton, LB, North Carolina (106)
5. To Seattle for QB-Brock Huard
- 6A. David Pugh, DT, Virginia Tech (182)
- 6b. James Lewis, DB, Miami (183)
(From St. Louis for WR-Terrence Wilkins)
- 6c. Brian Allen, RB, Stanford (204)
(From St. Louis for P-John Baker)
7. Josh Mallard, DE, Georgia (220)

2003 (Pos: 24-26-25)

1. Dallas Clark, TE, Iowa (24)
2. Mike Doss, DB, Ohio State (58)
3. Donald Strickland, DB, Colorado (90)
4. Steve Sciuolo, OG, Marshall (122)
- 5A. Robert Mathis, DE, Alabama A&M (138)
(From Houston for D4-04)
- 5B. Keyon Whiteside, LB, Tennessee (162)
- 6A. Cato June, DB, Michigan (198)
- 6B. Makoa Freitas, OT, Arizona (208)
(Compensatory)
7. To New Orleans for RB-Ricky Williams



Robert Mathis, a fifth round selection in the 2003 NFL Draft, leads the franchise in sacks.

2004 (Pos: 29-28-27-26)

1. To Atlanta with D3-04 for D2, D3, D4-04
- 2A. To Pittsburgh for D2, D4-04
(From Atl. with D3, D4-04 for D1, D3-04)
- 2B. Bob Sanders, DB, Iowa (44)
(From Pittsburgh with D4-04 for D2-04)
- 2C. To Clev. with D5-04 for D3, D5, D6-04
- 3A. Ben Hartssock, TE, Ohio State (68)
(From Cle. with D5, D6-04 for D2, D5-04)
- 3B. Gilbert Gardner, LB, Purdue (69)
(From Atl. with D2, D4-04 for D1, D3-04)
- 3C. To Atlanta with D1-04 for D2, D3, D4-04
- 4A. Kendyll Pope, LB, Florida State (107)
(From Pittsburgh with D2-04 for D2-04)
- 4B. To Houston for DE-Robert Mathis
- 4C. Jason David, DB, Washington State (125)
(From Atl. with D2, D3-04 for D1, D3-04)
- 5A. Jake Scott, OT, Idaho (141)
(From Cle. with D3, D6-04 for D2, D5-04)
- 5B. To Cle. with D2-04 for D3, D5, D6-04
- 6A. Von Hutchins, DB, Mississippi (173)
(From Cle. with D3, D5-04 for D2, D5-04)
- 6B. Jim Sorgi, QB, Wisconsin (193)
- 7A. To Tampa Bay for DB-David Gibson
- 7B. David Kimball, K, Penn State (229)
(From St. Louis for DB-Rich Coady)

2005 (Pos: 29-28)

1. Marlin Jackson, DB, Michigan (29)
2. Kelvin Hayden, DB, Illinois (60)
3. Vincent Burns, DT, Kentucky (92)
- 4A. Dylan Gandy, C/G, Texas Tech (129)
- 4B. Matt Giordano, DB, California (135)
(Compensatory)
- 5A. Jonathan Welsh, DE, Wisconsin (148)
(From Philadelphia for D4-06)
- 5B. Rob Hunt, C/G, North Dakota State (165)
- 5C. Tjyuan Hagler, LB, Cincinnati (173)
(Compensatory)
6. Dave Rayner, K, Michigan State (202)
7. Anthony Davis, RB, Wisconsin (243)

2006 (Pos: 30)

1. Joseph Addai, RB, Louisiana State(30)
2. Tim Jennings, DB, Georgia (62)
3. Freddy Keiaho, LB, (94)
San Diego State
4. To Philadelphia for DE-Jonathan Welsh
5. Michael Toudouze, OT, (162)
Texas Christian
- 6A. Charlie Johnson, OT, (199)
Oklahoma State
- 6B. Antoine Bethea, DB, Howard (207)
(Compensatory)
7. T.J. Rushing, DB, Standford (238)
(From Tennessee for D6-07)

2007 (Pos: 32)

1. Anthony Gonzalez, WR, Ohio State (32)
- 2A. Tony Ugho, OT, Arkansas (42)
(From San Francisco for D4a-07, D1-08)
- 2B. To Tampa Bay for DT-Booger McFarland
- 3A. Daymeim Hughes, DB, California (95)
- 3B. Quinn Pitcock, DT, Ohio State (98)
(Compensatory)
- 4A. To San Francisco with D1-08 for D2a-07
(From New Orleans for DB-Jason David)
- 4B. Brannon Condren, DB, Troy (131)
- 4C. Clint Session, LB, Pittsburgh (136)
(Compensatory)
- 5A. Roy Hall, WR, Ohio State (169)
- 5B. Michael Coe, DB, Alabama State(173)
(Compensatory)
6. To Tennessee for DB-T.J. Rushing
7. Keyunta Dawson, DE, Texas Tech (242)

2008 (Pos: 29-28-30)

1. To San Francisco with D4a-07 for D2-07
2. Mike Pollak, OG, Arizona State (59)
3. Philip Wheeler, LB, Georgia Tech (93)
4. Jacob Tamme, TE, Kentucky (127)
5. Marcus Howard, DE, Georgia (161)
- 6A. Tom Santi, TE, Virginia (196)
- 6B. Steve Justice, C, Wake Forest (201)
(Compensatory)
- 6C. Mike Hart, RB, Michigan (202)
(Compensatory)
- 6D. Pierre Garcon, WR, Mount Union(205)
(Compensatory)
7. Jamey Richard, OG, Buffalo (236)

2009 (Pos: 27-29-28)

1. Donald Brown, RB, Connecticut (27)
- 2A. Fili Moala, DT, Southern California(56)
(From Miami for D2b-09, D5-09)
- 2B. To Miami with D5-09 for D2a-09
3. Jerraud Powers, DB, Auburn (92)
- 4A. Austin Collie, WR, Brigham Young (127)
- 4B. Terrance Taylor, DT, Michigan (136)
(Compensatory)
5. To Miami with D2b-09 for D2a-09
6. Curtis Painter, QB, Purdue (201)
- 7A. Pat McAfee, P, West Virginia (222)
(From Philadelphia for D6-10)
- 7B. Jaimie Thomas, OG, Maryland (236)

2010 (Pos: 22-21-23)

1. Jerry Hughes, DE, Texas Christian(31)
2. Pat Angerer, LB, Iowa (63)
3. Kevin Thomas, DB, USC (94)
4. Jacques McClendon, OG, Tennessee (129)
5. Brody Eldridge, TE, Oklahoma (162)
6. To Philadelphia for D7a-09
- 7A. Ricardo Mathews, DT, Cincinnati(238)
- 7B. Kavell Conner, LB, Clemson (240)
(Compensatory)
- 7C. Ray Fisher, DB, Indiana (246)
(Compensatory)



2011 (Pos: 31)

- 1. Anthony Castonzo, OT, Boston College (22)
- 2A. Ben Ijalana, OG, Villanova (49)
(From Washington for D2b-11, D5-11)
- 2B. To Washington with D5-11 for D2a-11
- 3. Drake Nevis, DT, Louisiana State (87)
- 4. Delone Carter, RB, Syracuse (119)
- 5. To Washington with D2b-11 for D2a-11
- 6. Chris Rucker, DB, Michigan State (188)
- 7. To Washington for DB-Justin Tyrion

- 7. Justin Anderson, OG, Georgia (208)
- 7. Tim Fugger, LB, Vanderbilt (214)
(From Jacksonville through the New York Jets for D6-12)
- 7. Chandler Harnish, QB, Northern Ill. (Compensatory) (253)

- 3. Hugh Thornton, G, Illinois (86)
- 4. Khaled Holmes, C/G, USC (121)
- 5. Montori Hughes, DT, UT Martin (139)
(From Cleveland for D4-14)
- 5. To San Francisco with D4-12
- 6. John Boyett, S, Oregon (192)
- 7. Kerwynn Williams, RB, Utah State (230)
- 7. Justice Cunningham, TE, South Carolina (Compensatory) (254)

2012 (Pos: 1-2)

- 1. Andrew Luck, QB, Stanford (1)
- 2. Coby Fleener, TE, Stanford (34)
- 3. Dwayne Allen, TE, Clemson (64)
- 3. T.Y. Hilton, WR, Florida International (92)
(From San Francisco for D4-12, D5-13)
- 5. Josh Chapman, DT, Alabama (136)
- 5. Vick Ballard, RB, Mississippi (170)
(Compensatory)
- 6. LaVon Brazill, WR, Ohio (Compensatory) (206)



Quarterback Andrew Luck was the No. 1 overall selection in the 2012 NFL Draft.

2013 (Pos: 24)

- 1. Bjoern Werner, OLB, Florida State (24)
- 2. To Miami for CB-Vontae Davis

2014 (Pos: 26-27)

- 1. To Cleveland for RB-Trent Richardson
- 2. Jack Mewhort, T/G, Ohio State (59)
- 3. Donte Moncrief, WR, Mississippi (90)
- 4. To Cleveland for DT-Montori Hughes
- 5. Jonathan Newsome, DE, Ball State (166)
- 6. Andrew Jackson, ILB, Western Kentucky (203)
- 7. Ulrick John, T, Georgia State (232)
(From Baltimore for C-A.Q. Shipley)
- 7. To St. Louis for CB-Josh Gordy



ADMINISTRATION

COACHING STAFF

FOOTBALL OPERATIONS

BUSINESS OPERATIONS

PLAYERS

2013 SEASON IN REVIEW

COLTS HISTORY

RECORDS

COLTS IN THE COMMUNITY



FREE AGENCY (1993-2014)

UNRESTRICTED FREE AGENTS LISTED

2014

Players Signed by Colts (3): Arthur Jones (Baltimore); Hakeem Nicks (New York Giants); Colt Anderson (Philadelphia).

Former Colts Signed by Other Clubs (8): Antoine Bethea (San Francisco); Donald Brown (San Diego); Kavell Conner (San Diego); Darrius Heyward-Bey (Pittsburgh); Jeff Linkenbach (Kansas City); Ricardo Mathews (Houston); Mike McGlynn (Washington); Cassius Vaughn (Detroit).

2013

Players Signed by Colts (8): T-Gosder Cherilus (Detroit); DT-Aubrayo Franklin (San Diego); DT-Ricky Jean Francois (San Francisco); S-LaRon Landry (New York Jets); OLB-Lawrence Sidbury (Atlanta); G-Donald Thomas (New England); CB-Greg Toler (Arizona); OLB-Erik Walden (Green Bay).

Former Colts Signed by Other Clubs (6): WR-Donnie Avery (Kansas City); LB-Moise Fokou (Tennessee); NT-Antonio Johnson (Tennessee); G-Seth Olsen (Minnesota); CB-Jerraud Powers (Arizona); QB-Drew Stanton (Arizona).

2012

Players Signed by Colts (6): WR-Donnie Avery (Tennessee); OL-Mike McGlynn (Cincinnati); DT-Brandon McKinney (Baltimore); DL-Cory Redding (Baltimore); C-Samson Satele (Oakland); S-Tom Zbikowski (Baltimore).

Former Colts Signed by Other Clubs (12): DE-Jamaal Anderson (Cincinnati); FS-Stevie Brown (New York Giants); FB-Jerome Felton (Minnesota); WR-Pierre Garcon (Washington); WR-Anthony Gonzalez (New England); CB-Jacob Lacey (Detroit); OT-Quinn Ojinnaka (St. Louis); QB-Dan Orlovsky (Tampa Bay); C-Mike Pollak (Carolina); C-Jeff Saturday (Green Bay); TE-Jacob Tamme (Denver); LB-Philip Wheeler (Oakland).

2011

Players Signed by Colts (1): LB-Ernie Sims (Philadelphia).

Former Colts Signed by Other Clubs (1): LB-Clint Session (Jacksonville).

2010

Players Signed by Colts (0): None.

Former Colts Signed by Other Clubs (0): None.

2009

Players Signed by Colts (1): LB-Adam Seward (Carolina).

Former Colts Signed by Other Clubs (4): DB-Keiwan Ratliff (Pittsburgh); DT-Darrell Reid (Denver); RB-Dominic Rhodes (Buffalo); P-Hunter Smith (Washington).

2008

Players Signed by Colts (0): None.

Former Colts Signed by Other Clubs (3): LB-Rocky Boiman (Philadelphia); DT-Dan Klecko (Philadelphia); OG-Jake Scott (Tennessee).

2007

Players Signed by Colts (2): OG-Rick DeMulling (Detroit); TE-Mike Seidman (Carolina).

Former Colts Signed by Other Clubs (4): DB-Jason David (New Orleans); DB-Nick Harper (Tennessee); LB-Cato June (Tampa Bay); RB-Dominic Rhodes (Oakland).

2006

Players Signed by Colts (1): K-Adam Vinatieri (New England).

Former Colts Signed by Other Clubs (4): RB-Edgerrin James (Arizona); LB-David Thornton (Tennessee); DT-Larry Triplett (Buffalo); K-Mike Vanderjagt (Dallas).

2005

Players Signed by Colts (1): DT-Corey Simon (Philadelphia).

Former Colts Signed by Other Clubs (3): DB-Idrees Bashir (Carolina); OG-Rick DeMulling (Detroit); LB-Jim Nelson (Baltimore).

2004

Players Signed by Colts (0): None.

Former Colts Signed by Other Clubs (4): WR-JaJuan Dawson (New York Giants); DB-David Macklin (Arizona); LB-Marcus Washington (Washington); WR-Terrence Wilkins (Miami).

2003

Players Signed by Colts (4): DB-Rich Coady (Tennessee); LB-Jim Nelson (Minnesota); DT-Montae Reagor (Denver); WR-Brandon Stokley (Baltimore).

Former Colts Signed by Other Clubs (3): RB-Jim Finn (New York Giants); DE-Chukie Nwokorie (Green Bay); LB-Mike Peterson (Jacksonville).

2002

Players Signed by Colts (5): DT-James Cannida (Tampa Bay); LB-Greg Favors (Tennessee); DB-Walt Harris (Chicago); WR-Qadry Ismail (Baltimore); C/G-Jim Pyne (Philadelphia).

Former Colts Signed by Other Clubs (5): OG-Steve McKinney (Houston); OG-Larry Moore (Washington); WR-Jerome Pathon (New Orleans); LB-Ryan Phillips (New England); WR-Tony Simmons (Houston).

**2001**

Players Signed by Colts (2): DT-Christian Peter (New York Giants); LB-Mike Morton (Green Bay).

Former Colts Signed by Other Clubs (2): DB-Jason Belsler (Kansas City); DE-Bernard Whittington (Cincinnati).

2000

Players Signed by Colts (1): DL-Bernard Holsley (New York Giants).

Former Colts Signed by Other Clubs (0): None.

1999

Players Signed by Colts (7): LB-Jeff Brady (Carolina); DE-Chad Bratzke (New York Giants); QB-Stoney Case (Arizona); DB-Chad Cota (New Orleans); RB-Darick Holmes (Green Bay); OL-Sale Isaia (Baltimore); DE-Shawn King (Carolina).

Former Colts Signed by Other Clubs (4): P-Chris Gardocki (Cleveland); DB-Tim Hauck (Philadelphia); WR-Torrance Small (Philadelphia); DL-Jeff Zgonina (St. Louis).

1998

Players Signed by Colts (5): LB-Myron Baker (Carolina); DB-Jeff Burris (Buffalo); LB-Jeff Herrod (Philadelphia); OG-Tom Myslinski (Pittsburgh); WR-Torrance Small (St. Louis).

Former Colts Signed by Other Clubs (4): WR-Sean Dawkins (New Orleans); DB-Derwin Gray (Carolina); OT-Jason Mathews (Tampa Bay); WR-Brian Stablein (New England).

1997

Players Signed by Colts (3): DB-Robert Blackmon (Seattle); DE-AI Fontenot (Chicago); DB-Carlton Gray (Seattle).

Former Colts Signed by Other Clubs (2): DB-Ray Buchanan (Atlanta-transitional); DT-Tony Siragusa (Baltimore).

1996

Players Signed by Colts (5): LB-Elijah Alexander (Denver); OT-Troy Auzenne (Chicago); DB-Derrick Frazier (Philadelphia); C/G-Jay Leeuwenburg (Chicago); OL-Doug Widell (Detroit).

Former Colts Signed by Other Clubs (3): DB-Ashley Ambrose (Cincinnati); OG-Joe Staysniak (Green Bay); OT-Will Wolford (Pittsburgh).

1995

Players Signed by Colts (3): WR-Willie "Flipper" Anderson (St. Louis); P-Chris Gardocki (Chicago); TE-Ed West (Green Bay).

Former Colts Signed by Other Clubs (7): K-Dean Biasucci (Pittsburgh); TE-Kerry Cash (Oakland); OL-Cecil Gray (Oakland); QB-Don Majkowski (Detroit); OT-Zefross Moss (Detroit); DT-Thomas Sims (Minnesota); P-Rohn Stark (Pittsburgh).

1994

Players Signed by Colts (2): LB-Tony Bennett (Green Bay); WR-Floyd Turner (New Orleans).

Former Colts Signed by Other Clubs (0): None.

1993

Players Signed by Colts (3): WR-Aaron Cox (St. Louis); C-Kirk Lowdermilk (Minnesota); OT-Will Wolford (Buffalo).

Former Colts Signed by Other Clubs (2): WR-Bill Brooks (Buffalo); DB-Mike Prior (Green Bay).

“PLAN B” FREE AGENCY (1989-1992)

1992

Players Signed by Colts (5): WR-Reggie Langhorne (Cleveland); OL-Trevor Matich (New York Jets); OG-Ron Solt (Philadelphia); P/QB-Tom Tupa (Phoenix); LB-Carl Zander (Cincinnati).

Former Colts Signed by Other Clubs (9): OL-Brian Baldinger (Buffalo); TE-Pat Beach (New York Jets); OL-Brian Blados (Seattle); QB-Rusty Hilger (Seattle); LB-Matt Jaworski (Pittsburgh); LB-Brian Jones (Miami); RB-Bruce Perkins (Cleveland); DB-Keith Taylor (New Orleans); DB-Charles Washington (Green Bay).

1991

Players Signed by Colts (2): DL-Travis Davis (New Orleans); LB-Cedric Figaro (San Diego).

Former Colts Signed by Other Clubs (6): LB-O'Brien Alston (Los Angeles Raiders); DL-Jeff Faulkner (Phoenix); RB-Ivy Joe Hunter (New England); LB-Kurt Larson (Green Bay); TE-Eugene Riley (Detroit); LB-Matt Vanderbeek (Minnesota).

1990

Players Signed by Colts (0): None.

Former Colts Signed by Other Clubs (8): TE-Mark Boyer (New York Jets); TE-John Brandes (Washington); DE-Ezra Johnson (Houston); LB-Cliff Odom (Miami); DB-Anthony Parker (New York Jets); DB-Bruce Plummer (San Diego); OG-Ben Utt (Atlanta); DB-Charles Washington (Kansas City).

1989

Players Signed by Colts (7): DB-Keith Bostic (Houston); LB-Phillip Brown (Atlanta); DL-Sam Clancy (Cleveland); C-Stan Eisenhooth (Seattle); DB-Bruce Plummer (Miami); WR-Clarence Weathers (Cleveland); DL-Mitch Willis (Atlanta).

Former Colts Signed by Other Clubs (7): WR-Mark Bellini (Phoenix); DT-Byron Darby (Los Angeles Rams); QB-Gary Hogeboom (Phoenix); LB-Barry Krauss (Cleveland); LB-Orlando Lowry (Kansas City); OT-Joel Patten (San Diego); DB-Willie Tullis (Detroit).

**List includes Unrestricted, Restricted and "Plan B" free agents and does not include free agents signed after being waived.*



COLTS REGULAR SEASON ATTENDANCE HISTORY BY OPPONENT

HOME GAMES						
OPPONENT	NO.	ATTENDANCE	LARGEST	DATE	SMALLEST	DATE
Dolphins	36	1,989,197	66,479	11/4/12	19,073	1/2/83
Patriots	36	1,913,456	67,476	11/15/09	34,127	12/20/81
Bills	33	1,724,315	64,366	11/25/12	37,927	9/30/79
Jets	33	1,677,697	67,222	12/27/09	34,927	10/11/87
Titans	21	1,189,113	67,188	1/2/11	27,934	12/18/83
Rams	22	1,184,835	66,004	11/10/13	27,268	11/22/53
Packers	22	1,141,127	67,020	10/7/12	25,920	12/19/82
49ers	21	1,108,231	66,229	11/1/09	23,875	11/28/54
Lions	21	1,089,945	66,281	12/14/08	25,159	10/3/53
Bears	20	1,037,654	66,822	9/7/08	23,093	11/21/54
Redskins	16	876,312	60,763	11/7/77	32,944	12/23/56
Browns	15	836,805	65,035	9/18/11	37,285	11/2/75
Jaguars	13	789,764	67,147	12/19/10	55,770	9/21/03
Chargers	14	780,768	66,085	11/28/10	47,950	11/30/86
Texans	12	735,731	66,957	12/30/12	56,132	10/26/03
Bengals	14	710,584	67,404	11/14/10	23,598	12/5/82
Broncos	11	635,010	67,248	12/13/09	37,959	11/10/74
Vikings	10	577,168	63,912	9/16/12	53,645	12/16/62
Steelers	9	521,555	66,309	9/25/11	42,575	11/3/57
Cardinals	10	511,683	60,274	9/16/84	32,782	11/22/81
Chiefs	9	466,114	66,869	10/10/10	29,936	12/21/80
Cowboys	7	421,657	67,471	12/5/10	56,860	10/31/99
Falcons	7	412,931	65,218	11/6/11	56,715	9/17/67
Eagles	7	382,593	60,240	12/6/70	44,952	12/19/93
Raiders	6	336,414	65,412	9/8/13	41,023	9/28/75
Buccaneers	6	312,178	60,468	12/27/87	39,756	9/9/79
Saints	5	271,884	60,238	12/10/67	48,480	9/27/98
Giants	5	269,659	67,275	9/19/10	27,088	10/2/54
Ravens	4	236,545	66,153	10/12/08	56,174	10/13/02
Seahawks	4	231,790	66,608	10/6/13	49,876	10/2/94
Panthers	3	179,192	63,928	11/27/11	58,182	12/27/98
TOTAL	452	24,551,907				

ADMINISTRATION

COACHING
STAFFFOOTBALL
OPERATIONSBUSINESS
OPERATIONS

PLAYERS

2013 SEASON
IN REVIEWCOLTS
HISTORY

RECORDS

COLTS IN THE
COMMUNITY



ROAD GAMES

	OPPONENT	NO.	ATTENDANCE	LARGEST	DATE	SMALLEST	DATE	OVERALL
								TOTAL
ADMINISTRATION	Dolphins	34	2,127,003	80,010	12/16/72	45,236	12/4/88	4,116,206
	Patriots	37	1,972,053	68,756	2004, 05, 06, 10,11,12	19,429	12/6/92	3,885,509
	Bills	34	2,049,179	79,404	10/16/94	9,860	10/4/87	3,773,494
	Jets	34	2,012,694	79,469	9/20/98	33,684	12/13/92	3,690,391
	Rams	21	1,217,926	100,202	12/6/58	26,696	12/5/53	2,402,761
	Titans	17	1,053,408	69,149	10/2/05	31,792	11/23/86	2,242,521
	Lions	20	1,120,272	80,638	11/16/80	46,508	11/7/53	2,210,217
	49ers	22	1,040,827	69,732	9/22/13	23,432	12/13/53	2,149,058
	Bears	21	1,027,979	66,944	11/5/00	27,845	10/10/54	2,065,633
	Packers	20	795,657	71,010	10/19/08	18,713	10/18/53	1,936,784
COACHING STAFF	Browns	12	852,820	80,132	10/14/62	42,404	11/11/56	1,689,625
	Jaguars	13	820,297	73,114	10/3/04	45,037	11/9/03	1,610,061
	Texans	12	849,170	71,778	11/3/13	69,204	9/22/02	1,584,901
	Redskins	13	656,084	87,883	10/17/10	23,566	10/31/54	1,532,396
	Chargers	11	578,404	68,428	11/23/08	37,322	10/23/88	1,359,172
	Bengals	12	642,961	65,995	11/20/05	43,991	12/7/80	1,353,545
	Broncos	9	677,627	76,767	10/29/06	74,680	10/15/89	1,312,637
	Vikings	13	607,484	63,585	9/14/08	30,787	9/23/62	1,184,652
	Chiefs	11	676,419	78,357	9/3/00	21,762	11/24/85	1,142,533
	Steelers	11	566,235	64,043	11/9/08	41,597	12/9/78	1,087,790
BUSINESS OPERATIONS	Eagles	10	596,792	72,200	11/15/81	27,813	11/15/53	979,385
	Giants	9	584,627	78,622	9/10/06	33,982	11/13/55	854,286
	Falcons	8	428,595	69,845	11/22/07	30,397	12/7/86	841,526
	Cowboys	7	403,432	65,053	9/4/78	25,500	10/30/60	825,089
	Cardinals	5	251,220	62,692	9/27/09	31,885	12/2/90	762,903
	Raiders	7	344,724	62,000	12/16/07	40,287	9/15/91	681,138
	Saints	6	386,819	80,636	10/19/69	49,009	12/24/89	658,703
	Ravens	6	421,801	71,320	11/22/09	68,898	11/29/98	658,346
	Seahawks	7	407,277	67,855	12/24/05	39,574	12/4/94	639,067
	Buccaneers	6	276,455	65,647	10/6/03	25,577	12/15/85	588,633
PLAYERS	Panthers	2	123,846	74,005	10/28/07	49,841	12/3/95	303,038
	TOTAL	450	25,512,133					50,122,000

COLTS IN OVERTIME

*Playoffs

**Playoffs (Double Overtime)

#Season Opener

2013 SEASON IN REVIEW	DATE	OPPONENT	SITE	COIN TOSS	SCORE	ELAPSED
		12/28/58*	N.Y. Giants RESULT: Alan Ameche 1 run	New York	N.Y. Giants	W 23-17
COLTS HISTORY	12/26/65*	Green Bay RESULT: Don Chandler 25 FG	Green Bay	Green Bay	L 10-13	13:39
	12/14/75	Miami RESULT: Toni Linhart 31 FG	Baltimore	Miami	W 10-7	12:44
	12/24/77**	Oakland RESULT: Dave Casper 10 pass from Ken Stabler	Baltimore	Colts	L 31-37	15:43
	9/9/79#	Tampa Bay RESULT: Neil O'Donoghue 31 FG	Baltimore	Colts	L 26-29	1:41
	9/4/83#	New England RESULT: Johnnie Cooks 52 fumble return	Foxboro	New England	W 29-23	0:30
	9/25/83	Chicago RESULT: Raul Allegre 33 FG	Baltimore	Colts	W 22-19	4:51
	9/4/88#	Houston RESULT: Tony Zendejas 35 FG	Indianapolis	Colts	L 14-17	3:51
	10/29/89	New England RESULT: Greg Davis 51 FG	Indianapolis	New England	L 20-23	9:57
	12/10/89	Cleveland RESULT: Mike Prior 58 interception return	Indianapolis	Cleveland	W 23-17	10:54
	12/8/91	New England RESULT: Michael Timpson 45 pass from Hugh Millen	Foxboro	Colts	L 17-23	8:55
COLTS IN THE COMMUNITY	10/11/92	N.Y. Jets RESULT: Dean Biasucci 47 FG	Indianapolis	Colts	W 6-3	3:01



COLTS IN OVERTIME (CONT)

DATE	OPPONENT	SITE	COIN TOSS	SCORE	ELAPSED
11/15/92	New England RESULT: Charlie Baumann 18 FG	Indianapolis	Colts	L 34-37	3:25
11/29/92	Buffalo RESULT: Dean Biasucci 40 FG	Indianapolis	Colts	W 16-13	3:51
9/3/95#	Cincinnati RESULT: Doug Pelfrey 47 FG	Indianapolis	Cincinnati	L 21-24	2:36
9/10/95	N.Y. Jets RESULT: Mike Cofer 52 FG	East Rutherford	N.Y. Jets	W 27-24	4:27
10/8/95	Miami RESULT: Cary Blanchard 27 FG	Miami	Colts	W 27-24	4:58
10/6/96	Buffalo RESULT: Steve Christie 39 FG	Buffalo	Colts	L 13-16	9:22
12/11/96	Buffalo RESULT: Cary Blanchard 49 FG	Indianapolis	Buffalo	W 13-10	8:14
9/27/98	New Orleans RESULT: Cam Cleeland 33 pass from Danny Wuerffel	Indianapolis	New Orleans	L 13-19	6:10
12/30/00*	Miami RESULT: Lamar Smith 17 run	Miami	Miami	L 17-23	11:26
11/24/02	Denver RESULT: Mike Vanderjagt 51 FG	Denver	Colts	W 23-20	5:38
10/6/03	Tampa Bay RESULT: Mike Vanderjagt 29 FG	Tampa Bay	Tampa Bay	W 38-35	11:13
10/12/03	Carolina RESULT: John Kasay 47 FG	Indianapolis	Carolina	L 20-23	5:39
12/26/04	San Diego RESULT: Mike Vanderjagt 30 FG	Indianapolis	Colts	W 34-31	2:47
1/13/09*	San Diego RESULT: Darren Sproles 22 run	San Diego	San Diego	L 17-23	6:20
12/15/10	Dallas RESULT: David Buehler 38 FG	Indianapolis	Colts	L 28-31	7:05
10/28/12	Tennessee RESULT: Vick Ballard 16 pass from Andrew Luck	Tennessee	Colts	W 19-13	4:49

OVERALL	14-14	PLAYOFFS	1-4	BALTIMORE (1953-83)	INDIANAPOLIS (1984-Present)
Home	7-9	Home	0-1	Overall 4-3	Overall 10-11
Away	7-5	Away	1-3	Home 2-2	Home 5-7
				Away 2-1	Away 5-4

WIN COIN TOSS 7-7 LOSE COIN TOSS 7-7

COLTS OVERTIME RECORDS BY OPPONENT

Buffalo	2-1	Denver	1-0	N.Y. Jets	2-0
Carolina	0-1	Green Bay	0-1	Oakland	0-1
Chicago	1-0	Miami	2-1	San Diego	1-1
Cincinnati	0-1	New England	1-3	Tampa Bay	1-1
Cleveland	1-0	New Orleans	0-1	Tennessee	1-1
Dallas	0-1	N.Y. Giants	1-0		

ADMINISTRATION

COACHING
STAFFFOOTBALL
OPERATIONSBUSINESS
OPERATIONS

PLAYERS

2013 SEASON
IN REVIEWCOLTS
HISTORY

RECORDS

COLTS IN THE
COMMUNITY





RECORDS



INDIVIDUAL RECORDS

National Football League records are indicated by an asterisk. Since the Colts joined the NFL in 1953, the league has increased the number of games played each season from 12 in 1953 to the current 16 in 1978.

Here are the dates that the league increased the number of games played each season:

1953-1960 12 games 1961-1977 14 games 1978-2013 16 games

Note: The 1982 NFL regular season was reduced from 16 games to nine games because of a players' strike. The 1987 season was 15 games due to a players' strike.

SERVICE

MOST SEASONS

- 17 John Unitas, 1956-72
- 14 Peyton Manning, 1998-11
- 13 Raymond Berry, 1955-67
- 13 Eugene Daniel, 1984-96
- 13 Ray Donaldson, 1980-92
- 13 Marvin Harrison, 1996-08
- 13 David Lee, 1966-78
- 13 Gino Marchetti, 1953-64, 66
- 13 Rohn Stark, 1982-94
- 13 Dick Szymanski, 1955, 57-68
- 13 Jeff Saturday, 1999-11

MOST GAMES PLAYED

- 208 Peyton Manning, 1998-10
- 206 John Unitas, 1956-72
- 198 Eugene Daniel, 1984-96
- 197 Rohn Stark, 1982-94
- 197 Jeff Saturday, 1999-11
- 196 Reggie Wayne, 2001-13
- 192 Justin Snow, 2000-11
- 190 Marvin Harrison, 1996-08
- 188 David Lee, 1966-78

MOST CONSECUTIVE GAMES PLAYED

- 208 Peyton Manning, 1998-10
- 192 Justin Snow, 2000-11
- 189 Reggie Wayne, 2001-13
- 160 Hunter Smith, 1999-08
- 155 Jerry Logan, 1963-72

SCORING

MOST POINTS (CAREER)

- 995 Mike Vanderjagt, 1998-05
- 848 Adam Vinatieri, 2006-13
- 783 Dean Biasucci, 1984, 86-94
- 778 Marvin Harrison, 1996-08
- 678 Lenny Moore, 1956-67
- 586 Lou Michaels, 1964-69
- 484 Reggie Wayne, 2001-13
- 458 Edgerrin James, 1999-05
- 408 Raymond Berry, 1955-67
- 394 Toni Linhart, 1974-79

MOST POINTS (SEASON)

- 157 Mike Vanderjagt, 2003
- 145 Mike Vanderjagt, 1999
- 139 Adam Vinatieri, 2013
- 135 Cary Blanchard, 1996
- 129 Adam Vinatieri, 2010
- 125 Mike Vanderjagt, 2001
- 121 Mike Vanderjagt, 2000
- 121 Mike Vanderjagt, 2005
- 120 Lenny Moore, 1964
- 119 Mike Vanderjagt, 2004

MOST POINTS (SEASON) cont...

- 118 Adam Vinatieri, 2007
- 117 Cary Blanchard, 1997
- 115 Adam Vinatieri, 2012
- 114 Dean Biasucci, 1988
- 113 Adam Vinatieri, 2006
- 112 Raul Allegre, 1983
- 110 Edgerrin James, 2000
- 109 Toni Linhart, 1976
- 106 Lou Michaels, 1967
- 104 Jim Martin, 1963
- 104 Lou Michaels, 1964
- 104 Mike Vanderjagt, 1998
- 103 Mike Vanderjagt, 2002
- 103 Adam Vinatieri, 2008
- 102 Lou Michaels, 1968
- 102 Edgerrin James, 1999
- 101 Lou Michaels, 1965

MOST POINTS (ROOKIE)

- 112 Raul Allegre, 1983
- 102 Edgerrin James, 1999
- 93 Jim O'Brien, 1970
- 78 Curtis Dickey, 1980
- 72 Marshall Faulk, 1994

MOST POINTS (GAME)

- 24 Lenny Moore vs. Chi, Oct. 4, 1958
- 24 Lenny Moore vs. LA Rams, Oct. 16, 1960
- 24 Lenny Moore vs. Min, Oct. 1, 1961
- 24 Lydell Mitchell vs. Buf, Oct. 12, 1975
- 24 Eric Dickerson vs. Den, Oct. 31, 1988
- 24 Joseph Addai vs. Phil, Nov. 26, 2006
- 20 Reggie Wayne at Den, Oct. 29, 2006

MOST POINTS (ROOKIE-GAME)

- 24 Joseph Addai vs. Phil, Nov. 26, 2006
- 18 Billy Vessels vs. LA Rams, Nov. 25, 1956
- 18 Marshall Faulk vs. Hou, Sept. 4, 1994
- 18 Marvin Harrison at K.C., Dec. 15, 1996
- 18 Edgerrin James at Phil, Nov. 21, 1999
- 18 Edgerrin James at Cle, Dec. 26, 1999
- 16 Raul Allegre at Phil, Oct. 30, 1983

MOST CONSECUTIVE GAMES SCORING

- 118 Mike Vanderjagt, G10-1998/G16-2005
- 114 Adam Vinatieri, G1-2006/G16-2013
- 58 Lou Michaels, G13-1965/G14-1969
- 55 Steve Myhra, G8-1957/G14-1961
- 55 Dean Biasucci, G11-1987/G2-1991
- 44 Toni Linhart, G13-1974/G14-1977
- 44 Cary Blanchard, G5-1995/G16-1997
- 28 Jim O'Brien, G1-1970/G14-1971
- 27 Raul Allegre, G6-1984/G16-1985
- 26 Dean Biasucci, G2-5-1984, G1-1986/G9-1987
- 21 Steve Mike-Mayer, G12-1979/G16-1980

MOST CONSECUTIVE GAMES SCORING

(ROOKIE)

- 14 Jim O'Brien, G1-14, 1970
- 11 Raul Allegre, G1-11, 1983
- 10 Buck McPhail, G1-10, 1953
- 7 Curtis Dickey, G7-13, 1980
- 5 Alan Ameche, G1-5, 1955
- 5 Steve Myhra, G8-12, 1957

MOST SEASONS LEADING TEAM

- 9 Dean Biasucci, 1986-94
- 8 Mike Vanderjagt, 1998-05
- 7 Adam Vinatieri, 2006-08, 10-13
- 5 Lenny Moore, 1956-58, 60, 64
- 4 Lou Michaels, 1965-68
- 4 Toni Linhart, 1974, 76-78

MOST CONSECUTIVE SEASONS

LEADING TEAM

- 9 Dean Biasucci, 1986-94
- 8 Mike Vanderjagt, 1998-05
- 4 Adam Vinatieri, 2010-13
- 4 Lou Michaels, 1965-68
- 3 Lenny Moore, 1956-58
- 3 Jim O'Brien, 1970-72
- 3 Toni Linhart, 1976-78
- 3 Raul Allegre, 1983-85
- 3 Adam Vinatieri, 2006-08

MOST KICK-SCORING POINTS (GAME)

- 18 Lou Michaels vs. S.F., Sept. 25, 1966
- 17 Lou Michaels vs. STL., Oct. 12, 1964
- 17 Cary Blanchard at Buf, Sept. 21, 1997
- 17 Mike Vanderjagt, vs. Den, Jan. 6, 2002
- 17 Mike Vanderjagt at Ten, Dec. 7, 2003
- 16 Lou Michaels at Chi, Nov. 8, 1964
- 16 Toni Linhart vs. Buf, Dec. 12, 1965
- 16 Raul Allegre at Phil, Oct. 30, 1983
- 16 Dean Biasucci at Mia, Nov. 15, 1987
- 16 Mike Vanderjagt vs. Balt, Oct. 13, 2002
- 16 Adam Vinatieri vs. Ten, Dec. 1, 2013
- 15 (6 times) Last: Adam Vinatieri vs. Hou, Nov. 16, 2008

MOST NON KICK-SCORING POINTS (SEASON)

- 120 Lenny Moore, 1964
- 110 Edgerrin James, 2000
- 102 Edgerrin James, 1999
- 92 Joseph Addai, 2007
- 90 Lenny Moore, 1961
- 90 Lydell Mitchell, 1975
- 90 Eric Dickerson, 1988
- 90 Marvin Harrison, 2001
- 90 Marvin Harrison, 2004

**MOST SEASONS 100+ POINTS**

- 8 Mike Vanderjagt, 1998-05
- 6 Adam Vinatieri, 2006-08, 10, 12-13
- 4 Lou Michaels, 1964-65, 67-68
- 2 Cary Blanchard, 1996-97
- 2 Edgerrin James, 1999-00
- 1 Allegre/Biasucci/Linhart/Martin/Moore

MOST CONSECUTIVE SEASONS 100+ POINTS

- 8 Mike Vanderjagt, 1998-05
- 3 Adam Vinatieri, 2006-08
- 2 Lou Michaels, 1964-65, 67-68
- 2 Cary Blanchard, 1996-97
- 2 Edgerrin James, 1999-00
- 2 Adam Vinatieri, 2012-13

TOUCHDOWNS**MOST (CAREER)**

- 128 Marvin Harrison, 1996-08
- 113 Lenny Moore, 1956-67
- 80 Reggie Wayne, 2001-13
- 75 Edgerrin James, 1999-05
- 68 Raymond Berry, 1955-67
- 58 Don McCauley, 1971-81
- 57 Tom Matte, 1961-72
- 51 Marshall Faulk, 1994-98
- 50 Jimmy Orr, 1961-70
- 48 Joseph Addai, 2006-11

MOST (SEASON)

- 20 Lenny Moore, 1964
- 18 Edgerrin James, 2000
- 17 Edgerrin James, 1999
- 15 Lenny Moore, 1961
- 15 Lydell Mitchell, 1975
- 15 Eric Dickerson, 1988
- 15 Marvin Harrison, 2001
- 15 Marvin Harrison, 2004
- 15 Joseph Addai, 2007

MOST (ROOKIE)

- 17 Edgerrin James, 1999
- 13 Curtis Dickey, 1980
- 12 Marshall Faulk, 1994
- 10 Dominic Rhodes, 2001
- 9 (3 times) Last: Rodney Culver, 1992

MOST (GAME)

- 4 Lenny Moore vs. Chi, Oct. 4, 1958
- 4 Lenny Moore vs. LA Rams, Oct. 16, 1960
- 4 Lenny Moore vs. Min, Oct. 1, 1961
- 4 Lydell Mitchell vs. Buf, Oct. 12, 1975
- 4 Eric Dickerson vs. Den, Oct. 31, 1988
- 4 Joseph Addai vs. Phil, Nov. 26, 2006
- 3 (40 times) Last: Dallas Clark vs. Den, Dec. 13, 2009

MOST (ROOKIE-GAME)

- 4 Joseph Addai vs. Phil, Nov. 26, 2006
- 3 Billy Vessels vs. LA Rams, Nov. 25, 1956
- 3 Marshall Faulk vs. Hou, Sept. 4, 1994
- 3 Marvin Harrison at K.C., Dec. 15, 1996
- 3 Edgerrin James at Phil, Nov. 21, 1999

MOST (ROOKIE-GAME) cont...

- 3 Edgerrin James at Cle, Dec. 26, 1999
- 2 (29 times) Last: T.Y. Hilton at New England, Nov 28, 2012

MOST CONSECUTIVE GAMES**SCORING TD**

- 18 Lenny Moore, G7-9-1963, G1-1964/G1-1965
- 11 Lydell Mitchell, G6-1975/G2-1976
- 8 Edgerrin James, G3-10, 2005
- 7 Raymond Berry, G8-1959/G2-1960
- 7 Curtis Dickey, G7-13, 1980
- 6 Lenny Moore, G9-1957/G2-1958
- 6 Lenny Moore, G6-11, 1961
- 6 Tom Matte, G2-7, 1969
- 5 (10 times) Last: Reggie Wayne, G3-7, 2009

MOST CONSECUTIVE GAMES SCORING TD (ROOKIE)

- 7 Curtis Dickey, G7-13, 1980
- 5 Alan Ameche, G1-5, 1955
- 4 Lenny Moore, G3-6, 1956
- 4 Marshall Faulk, G8-11, 1994
- 4 James Munro, G11-14, 2002
- 3 (5 times) Last: Austin Collie, G12-14, 2009

MOST SEASONS LEADING TEAM

- 6 Lenny Moore, 1956-58, 60-61, 64
- 5 Marvin Harrison, 1996, 01-02, 04, 06
- 4 Marshall Faulk, 1994-95, 97-98
- 4 Edgerrin James, 1999-00, 03, 05
- 3 Tom Matte, 1967-69
- 3 Curtis Dickey, 1980-81, 83

MOST CONSECUTIVE SEASONS**LEADING TEAM**

- 3 Lenny Moore, 1956-58
- 3 Tom Matte, 1967-69
- 2 (10 times) Last: Marvin Harrison, 2001-02

MOST 10+ TD SEASONS

- 8 Marvin Harrison, 1999-06
- 5 Lenny Moore, 1957-58, 60-61, 64
- 4 Edgerrin James, 1999-00, 03, 05
- 3 Tom Matte, 1967-69
- 3 Marshall Faulk, 1994-95, 98
- 3 Reggie Wayne, 2004, 07, 09
- 2 Addai/Berry/Clark/Dickey/McCauley/Orr
- 1 Bulaich/Carr/Dickey/Mitchell/Rhodes/Stokley

MOST CONSECUTIVE 10+ TD SEASONS

- 8 Marvin Harrison, 1999-06
- 3 Tom Matte, 1967-69
- 2 Lenny Moore, 1957-58, 60-61
- 2 Raymond Berry, 1959-60
- 2 Don McCauley, 1975-76
- 2 Curtis Dickey, 1980-81
- 2 Marshall Faulk, 1994-95
- 2 Edgerrin James, 1999-00

POINTS AFTER TOUCHDOWN**MOST ATTEMPTS (CAREER)**

- 346 Mike Vanderjagt, 1998-05
- 296 Adam Vinatieri, 2006-13
- 270 Lou Michaels, 1964-69
- 261 Dean Biasucci, 1984, 86-94
- 195 Toni Linhart, 1974-79
- 189 Steve Myhra, 1957-61
- 98 Jim O'Brien, 1970-72
- 77 Raul Allegre, 1983-85
- 75 Steve Mike-Mayer, 1979-80
- 73 Cary Blanchard, 1995-97

MOST ATTEMPTS (SEASON)

- 60 Mike Vanderjagt, 2004
- 50 Lou Michaels, 1964
- 52 Toni Linhart, 1975
- 52 Mike Vanderjagt, 2005
- 51 Steve Myhra, 1958
- 51 Steve Myhra, 1959
- 51 Toni Linhart, 1976
- 51 Adam Vinatieri, 2007
- 51 Adam Vinatieri, 2010

MOST ATTEMPTS (ROOKIE)

- 38 Jim O'Brien, 1970
- 26 Tom Feamster, 1956
- 24 George Hunt, 1973
- 24 Raul Allegre, 1983
- 23 Buck McPhail, 1953

MOST MADE (CAREER)

- 344 Mike Vanderjagt, 1998-05
- 293 Adam Vinatieri, 2006-13
- 263 Lou Michaels, 1964-69
- 255 Dean Biasucci, 1984, 86-94
- 184 Toni Linhart, 1974-79
- 180 Steve Myhra, 1957-61
- 95 Jim O'Brien, 1970-72

MOST MADE (SEASON)

- 59 Mike Vanderjagt, 2004
- 53 Lou Michaels, 1964
- 52 Mike Vanderjagt, 2005
- 51 Toni Linhart, 1975
- 51 Adam Vinatieri, 2010
- 50 Steve Myhra, 1959
- 49 Toni Linhart, 1976
- 49 Adam Vinatieri, 2007
- 48 Steve Myhra, 1958
- 48 Lou Michaels, 1965
- 48 Lou Michaels, 1968

MOST MADE (ROOKIE)

- 36 Jim O'Brien, 1970
- 24 Tom Feamster, 1956
- 22 George Hunt, 1973
- 22 Raul Allegre, 1983
- 21 Buck McPhail, 1953

MOST MADE (GAME)

- 8 Tom Feamster vs. LA Rams, Nov. 5, 1956
- 8 Steve Myhra vs. G.B., Nov. 2, 1958

ADMINISTRATION

COACHING
STAFFFOOTBALL
OPERATIONSBUSINESS
OPERATIONS

PLAYERS

2013 SEASON
IN REVIEWCOLTS
HISTORY

RECORDS

COLTS IN THE
COMMUNITY

**MOST MADE (GAME)** cont...

- 7 Steve Myhra vs. Chi, Oct. 4, 1958
- 7 Lou Michaels vs. Chi, Sept. 27, 1964
- 7 Lou Michaels at Atl, Nov. 12, 1967
- 7 Toni Linhart vs. NYJ, Nov. 16, 1975
- 7 Toni Linhart vs. Buf, Dec. 12, 1976
- 7 Raul Allegre vs. Buf, Oct. 6, 1985
- 7 Dean Biasucci vs. Den, Oct. 31, 1988
- 7 Mike Vanderjagt at N.O., Sept. 28, 2003
- 7 Mike Vanderjagt vs. Hou, Nov. 14, 2004

MOST MADE (ROOKIE-GAME)

- 8 Tom Feamster vs. LA Rams, Nov. 5, 1956

MOST CONSECUTIVE PATS

- 149 Mike Vanderjagt, 2001-04
- 146 Adam Vinatieri, 2010-13
- 125 Mike Vanderjagt, 1998-01
- 103 Lou Michaels, 1964-66
- 97 Adam Vinatieri, 2007-09
- 77 Dean Biasucci, 1986-88
- 73 Cary Blanchard, 1995-97
- 70 Mike Vanderjagt, 2004-05
- 62 Jim O'Brien, 1971-72
- 62 Mike Vanderjagt, 2001-02
- 56 Toni Linhart, 1975-76

HIGHEST PERCENTAGE (CAREER-50 MIN.)

- 100.0 Cary Blanchard, 1995-97
- 99.4 Mike Vanderjagt, 1998-05
- 98.9 Adam Vinatieri, 2006-13
- 97.7 Dean Biasucci, 1984, 86-94
- 97.4 Lou Michaels, 1964-69
- 97.0 Jim O'Brien, 1970-72
- 95.2 Steve Myhra, 1957-61
- 94.7 Steve Mike-Mayer, 1979-80
- 94.4 Toni Linhart, 1974-79
- 93.5 Raul Allegre, 1983-85

HIGHEST PERCENTAGE (SEASON-20 ATT.)

- 100.0 Lou Michaels, 1965
- 100.0 Jim O'Brien, 1972
- 100.0 Toni Linhart, 1974
- 100.0 Dean Biasucci (3), 1987, 92, 94
- 100.0 Cary Blanchard (3), 1995-97
- 100.0 Mike Vanderjagt (6), 1998-00, 02-03, 05
- 100.0 Adam Vinatieri (6) 2006, 08, 10, 11, 12, 13
- 100.0 Matt Stover, 2009

HIGHEST PERCENTAGE (ROOKIE-SEASON-20 ATT.)

- 94.7 Jim O'Brien, 1970
- 92.3 Tom Feamster, 1956
- 91.7 George Hunt, 1973
- 91.7 Raul Allegre, 1983
- 91.3 Buck McPhail, 1953

FIELD GOALS**MOST ATTEMPTS (CAREER)**

- 250 Dean Biasucci, 1984, 86-94
- 248 Mike Vanderjagt, 1998-05
- 219 Adam Vinatieri, 2006-13
- 197 Lou Michaels, 1964-69
- 116 Toni Linhart, 1974-79
- 105 Cary Blanchard, 1995-97
- 94 Jim O'Brien, 1970-72
- 91 Steve Myhra, 1957-61
- 81 Bert Rechichar, 1953-59
- 79 Raul Allegre, 1983-85

MOST ATTEMPTS (SEASON)

- 41 Cary Blanchard, 1997
- 40 Adam Vinatieri, 2013
- 40 Cary Blanchard, 1996
- 39 Steve Myhra, 1961
- 39 Jim Martin, 1963
- 39 Lou Michaels, 1966
- 38 Mike Vanderjagt, 1999
- 37 Lou Michaels, 1967
- 37 Mike Vanderjagt, 2003
- 35 Lou Michaels, 1964
- 35 Raul Allegre, 1983

MOST ATTEMPTS (ROOKIE)

- 35 Raul Allegre, 1983
- 34 Jim O'Brien, 1970

MOST ATTEMPTS (GAME)

- 6 Toni Linhart vs. NYJ, Nov. 28, 1976
- 6 Raul Allegre at Phil, Oct. 30, 1983
- 6 Dean Biasucci vs. Mia, Sept. 25, 1988

MOST ATTEMPTS (ROOKIE-GAME)

- 6 Raul Allegre at Phil, Oct. 30, 1983
- 5 Jim O'Brien vs. Phil, Dec. 6, 1970
- 5 Raul Allegre at Den, Nov. 11, 1983
- 4 (5 times) Last: Raul Allegre vs. Chi, Sept. 25, 1983

MOST (CAREER)

- 217 Mike Vanderjagt, 1998-05
- 185 Adam Vinatieri, 2006-13
- 176 Dean Biasucci, 1984, 86-94
- 107 Lou Michaels, 1964-69
- 87 Cary Blanchard, 1995-97
- 70 Toni Linhart, 1974-79
- 57 Raul Allegre, 1983-85
- 52 Jim O'Brien, 1970-72
- 44 Steve Myhra, 1957-61

MOST (SEASON-16 MIN.)

- 37 Mike Vanderjagt, 2003
- 36 Cary Blanchard, 1996
- 35 Adam Vinatieri, 2013
- 34 Mike Vanderjagt, 1999
- 32 Cary Blanchard, 1997
- 30 Raul Allegre, 1983
- 28 Mike Vanderjagt, 2001
- 27 Mike Vanderjagt, 1998
- 26 Dean Biasucci, 1993
- 26 Adam Vinatieri, 2010

MOST (SEASON-16 MIN.) cont...

- 26 Adam Vinatieri, 2012
- 25 Dean Biasucci, 1988
- 25 Mike Vanderjagt, 2000
- 25 Adam Vinatieri, 2006

MOST (ROOKIE)

- 30 Raul Allegre, 1983
- 19 Jim O'Brien, 1970
- 16 George Hunt, 1973

MOST (GAME)

- 5 Lou Michaels vs. S.F., Sept. 25, 1966
- 5 Raul Allegre at Phil, Oct. 30, 1983
- 5 Dean Biasucci vs. Mia, Sept. 25, 1988
- 5 Cary Blanchard at Buf, Sept. 21, 1997
- 5 Mike Vanderjagt vs. Den, Jan 6, 2002
- 5 Mike Vanderjagt vs. Balt, Oct. 13, 2002
- 5 Mike Vanderjagt at Ten, Dec. 7, 2003
- 5 Adam Vinatieri vs. Ten, Dec. 1, 2013

MOST (ROOKIE-GAME)

- 5 Raul Allegre at Phil, Oct. 30, 1983
- 4 Raul Allegre at Den, Dec. 11, 1983
- 3 Jim O'Brien at S.D., Sept. 20, 1970
- 3 Jim O'Brien vs. NYJ, Oct. 18, 1970
- 3 Jim O'Brien vs. Phil, Dec. 6, 1970
- 3 George Hunt at N.E., Oct. 7, 1973
- 3 George Hunt at Det, Oct. 21, 1973
- 3 Raul Allegre at N.E., Sept. 4, 1983
- 3 Raul Allegre at Buf, Sept. 18, 1983
- 3 Raul Allegre vs. Chi, Sept. 25, 1983

HIGHEST PERCENTAGE (CAREER-30 MIN.)

- 87.5 Mike Vanderjagt, 1998-05
- 84.5 Adam Vinatieri, 2006-13
- 82.9 Cary Blanchard, 1995-97
- 72.2 Raul Allegre, 1983-85
- 70.4 Dean Biasucci, 1984, 86-94
- 61.5 Jim Martin, 1963
- 60.5 Toni Linhart, 1974-79
- 55.3 Jim O'Brien, 1970-72
- 54.0 Lou Michaels, 1964-69

HIGHEST PERCENTAGE (SEASON-20 MIN.)

- 100.0 Mike Vanderjagt, 2003
- 92.9 Adam Vinatieri, 2010
- 92.0 Mike Vanderjagt, 2005
- 90.0 Cary Blanchard, 1996
- 89.5 Mike Vanderjagt, 1999
- 89.3 Adam Vinatieri, 2006
- 88.9 Dean Biasucci, 1987
- 87.5 Adam Vinatieri, 2013
- 87.1 Mike Vanderjagt, 1998
- 85.7 Raul Allegre, 1983
- 85.2 Adam Vinatieri, 2011
- 83.9 Dean Biasucci, 1993

HIGHEST PERCENTAGE (ROOKIE-20 MIN.)

- 85.7 Raul Allegre, 1983
- 57.1 George Hunt, 1973
- 55.9 Jim O'Brien, 1970

**HIGHEST PERCENTAGE (GAME-5 MIN.)**

100.0	Lou Michaels vs. S.F., Sept. 25, 1966
100.0	Cary Blanchard at Buf, Sept. 21, 1997
100.0	Mike Vanderjagt vs. Den, Jan. 6, 2002
100.0	Mike Vanderjagt at Ten, Dec. 7, 2003
100.0	Adam Vinatieri vs. Ten, Dec. 1, 2013

MOST CONSECUTIVE SUCCESSFUL FGs

42	Mike Vanderjagt, G15-16, 2002/G1, 2004
28	Mike Vanderjagt, G7-16, 1999/G1-2000
17	Adam Vinatieri, G6-16, 2010
16	Mike Vanderjagt, G2-11, 2000
16	Mike Vanderjagt, G6-15, 2005
15	Adam Vinatieri, G1-2, 6-8, 2006
13	Cary Blanchard, G8-12, 1996
13	Cary Blanchard, G1-6, 1997
12	Adam Vinatieri, G12-16,2006/G2,2007
11	Jim O'Brien, G1-5, 1971
11	Adam Vinatieri, G4-7, 2013
10	(4 times) Last: Adam Vinatieri, G8-12, 2008

MOST CONSECUTIVE GAMES SCORING FIELD GOALS

23	Mike Vanderjagt, G15-16, 2002/G1-4,6, 2004
21	Cary Blanchard, G3-1996/G7-1997
21	Mike Vanderjagt, G3-16, 1999/G7-2000
18	Dean Biasucci, G8-1988/G9-1989
14	Adam Vinatieri, G11-16,2006/G8,2007
12	Tom Linhart, G3-14, 1977
11	Lou Michaels, G13-1965/G9-1966

LONGEST FIELD GOAL

58	Dan Miller at S.D., Dec. 26, 1982
56	Bert Rechichar vs. Chi, Sept. 27, 1953
55	Raul Allegre at Den, Dec. 11, 1983
55	Dean Biasucci at Den, Oct. 15, 1989
55	Dean Biasucci at Mia, Dec. 30, 1990
54	Raul Allegre vs. S.D., Nov. 4, 1984
54	Dean Biasucci at N.E., Nov. 11, 1990
54	Dean Biasucci at Sea, Sept. 29, 1991
54	Mike Vanderjagt at Den, Nov. 24, 2002
53	Lou Michaels vs. Dal, Dec. 3, 1967
53	Raul Allegre at Cin, Oct. 2, 1983
53	Dean Biasucci vs. Chi, Sept. 11, 1988
53	Dean Biasucci at Cin, Sept. 12, 1993
53	Mike Vanderjagt at Balt, Nov. 29, 1998
53	Mike Vanderjagt at Mia, Dec. 5, 1999
53	Adam Vinatieri vs. KC, Oct. 9, 2011
53	Adam Vinatieri vs. Min, Sept. 16, 2012
53	Adam Vinatieri vs. Ten, Dec. 9, 2012

LONGEST FIELD GOAL (ROOKIE)

58	Dan Miller at S.D., Dec. 26, 1982
55	Raul Allegre at Den, Dec. 11, 1983
53	Raul Allegre at Cin, Oct. 2, 1983
50	Dean Biasucci vs. StL, Sept. 16, 1984
48	Jim O'Brien vs. Bos, Oct. 25, 1970

MOST 50+ FIELD GOALS (CAREER)

18	Dean Biasucci, 1984, 86-94
14	Mike Vanderjagt, 1998-05
12	Adam Vinatieri, 2006-13
7	Raul Allegre, 1983-85
7	Cary Blanchard, 1995-97
4	Bert Rechichar, 1953-59
3	Lou Michaels, 1964-69
2	Dan Miller, 1982
1	Martin/Myhra/O'Brien

MOST 50+ FIELD GOALS (SEASON)

6	Dean Biasucci, 1988
6	Mike Vanderjagt, 1998
5	Cary Blanchard, 1996
4	Raul Allegre, 1983
4	Adam Vinatieri, 2012
4	Adam Vinatieri, 2013
3	Raul Allegre, 1984
3	Mike Vanderjagt, 2001
3	Mike Vanderjagt, 2002

MOST 50+ FIELD GOALS (GAME)

2	Dean Biasucci vs. Mia, Sept. 25, 1988
2	Mike Vanderjagt at Den, Nov. 24, 2013
2	Adam Vinatieri at S.D., Oct. 14, 2012

MOST SEASONS 50+ FIELD GOALS

10	Dean Biasucci, 1984, 86-94
5	Mike Vanderjagt, 1998-99, 01-03
3	Cary Blanchard, 1995-97
3	Adam Vinatieri, 2011-13
2	Rechichar/Michaels/Allegre

MOST CONSC. SEASONS 50+ FGs

10	Dean Biasucci, 1984, 86-94
3	Cary Blanchard, 1995-97
3	Mike Vanderjagt, 2001-03
2	Raul Allegre, 1983-84
2	Mike Vanderjagt, 1998-99

MOST CONSC. SUCCESSFUL 50+ FIELD GOALS

6	Cary Blanchard, 1995-96
5	Mike Vanderjagt, 2001-03
4	Raul Allegre, 1983
3	Dean Biasucci, 1986-87
3	Dean Biasucci, 1988
3	Mike Vanderjagt, 1998 (twice)

RUSHING**MOST ATTEMPTS (CAREER)**

2188	Edgerrin James, 1999-05
1391	Lydell Mitchell, 1972-77
1389	Marshall Faulk, 1994-98
1258	Eric Dickerson, 1987-91
1200	Tom Matte, 1961-72
1095	Joseph Addai, 2006-11
1069	Lenny Moore, 1956-67
990	Randy McMillan, 1981-86
964	Alan Ameche, 1955-60
800	Curtis Dickey, 1980-85

MOST ATTEMPTS (SEASON)

388	Eric Dickerson, 1988
387	Edgerrin James, 2000
369	Edgerrin James, 1999
360	Edgerrin James, 2005
334	Edgerrin James, 2004
324	Marshall Faulk, 1998
314	Eric Dickerson, 1989
314	Marshall Faulk, 1994
310	Edgerrin James, 2003
301	Lydell Mitchell, 1977

MOST ATTEMPTS (ROOKIE)

369	Edgerrin James, 1999
314	Marshall Faulk, 1994
233	Dominic Rhodes, 2001
226	Joseph Addai, 2006
213	Alan Ameche, 1955
211	Vick Ballard, 2012

MOST ATTEMPTS (GAME)

40	Lydell Mitchell at NYJ, Oct. 20, 1974
38	Edgerrin James at Sea, Oct. 15, 2000
36	Eric Dickerson vs. Buf, Dec. 18, 1988
36	Edgerrin James vs. NYJ, Nov. 16, 2003
35	Lydell Mitchell vs. Mia, Dec. 9, 1973
35	Eric Dickerson vs. S.D., Nov. 8, 1987
34	Lydell Mitchell vs. N.E., Dec. 16, 1973
34	Lydell Mitchell vs. N.E., Dec. 21, 1975
34	Dominic Rhodes at Buf, Nov. 4, 2001
34	Edgerrin James at N.E., Nov. 7, 2005
33	Lydell Mitchell at Atl, Nov. 17, 1974
33	Lydell Mitchell vs. Mia, Oct. 10, 1976
33	Eric Dickerson vs. T.B., Dec. 27, 1987

MOST ATTEMPTS (ROOKIE-GAME)

34	Dominic Rhodes at Buf, Nov. 4, 2001
32	Edgerrin James at N.E., Sept. 19, 1999
31	Dominic Rhodes vs. Den, Jan. 6, 2002
29	Dominic Rhodes vs. Atl, Dec. 16, 2001
28	Rodney Culver at N.E., Dec. 6, 1992
28	Edgerrin James at Cle, Dec. 26, 1999
28	James Munro at Phil, Nov. 10, 2002
27	Vick Ballard vs. Hou, Dec. 30, 2012

MOST SEASONS LEADING TEAM

6	Edgerrin James, 1999-00, 02-05
5	Alan Ameche, 1955-59
5	Tom Matte, 1963, 67-69, 71
5	Lydell Mitchell, 1973-77
5	Eric Dickerson, 1987-91
5	Marshall Faulk, 1994-98
4	Randy McMillan, 1982, 84-86
4	Joseph Addai, 2006-09
3	Lenny Moore, 1960, 62, 64
3	Curtis Dickey, 1980-81, 83

MOST CONSC. SEASONS LEADING TEAM

5	Alan Ameche, 1955-59
5	Lydell Mitchell, 1973-77
5	Eric Dickerson, 1987-91
5	Marshall Faulk, 1994-98
4	Edgerrin James, 2002-05

MOST CONSC. SEASONS
LEADING TEAM cont...

- 4 Joseph Addai, 2006-09
- 3 Tom Matte, 1967-69
- 3 Randy McMillan, 1984-86
- 2 Curtis Dickey, 1980-81
- 2 Edgerrin James, 1999-00
- 2 Donald Brown, 2010-11

MOST SEASONS 100+ ATTEMPTS

- 7 Edgerrin James, 1999-05
- 6 Randy McMillan, 1981-86
- 6 Joseph Addai, 2006-11
- 5 Alan Ameche, 1955-59
- 5 Tom Matte, 1963, 67-69, 71
- 5 Lydell Mitchell, 1973-77
- 5 Eric Dickerson, 1987-91
- 5 Marshall Faulk, 1994-98
- 4 Curtis Dickey, 1980-81, 83-84
- 4 Donald Brown, 2010-13

MOST CONSC. SEASONS
100+ ATTEMPTS

- 7 Edgerrin James, 1999-05
- 6 Randy McMillan, 1981-86
- 6 Joseph Addai, 2006-11
- 5 Alan Ameche, 1955-59
- 5 Lydell Mitchell, 1973-77
- 5 Eric Dickerson, 1987-91
- 5 Marshall Faulk, 1994-98

MOST GAMES WITH ATTEMPTS (CAREER)

- 164 John Unitas, 1956-72
- 143 Peyton Manning, 1998-11
- 134 Lenny Moore, 1956-67
- 127 Tom Matte, 1961-72
- 126 Don McCauley, 1971-81

MOST YARDS (CAREER)

- 9226 Edgerrin James, 1999-05
- 5487 Lydell Mitchell, 1972-77
- 5320 Marshall Faulk, 1994-98
- 5194 Eric Dickerson, 1987-91
- 5174 Lenny Moore, 1956-67
- 4646 Tom Matte, 1961-72
- 4045 Alan Ameche, 1955-60
- 4453 Joseph Addai, 2006-11
- 3876 Randy McMillan, 1981-86
- 3490 Curtis Dickey, 1980-85

MOST YARDS (SEASON)

- 1709 Edgerrin James, 2000
- 1659 Eric Dickerson, 1988
- 1553 Edgerrin James, 1999
- 1548 Edgerrin James, 2004
- 1506 Edgerrin James, 2005
- 1319 Marshall Faulk, 1998
- 1311 Eric Dickerson, 1989
- 1282 Marshall Faulk, 1994
- 1259 Edgerrin James, 2003
- 1200 Lydell Mitchell, 1976
- 1193 Lydell Mitchell, 1975
- 1159 Lydell Mitchell, 1977

MOST YARDS (SEASON) cont...

- 1122 Curtis Dickey, 1983
- 1104 Dominic Rhodes, 2001
- 1081 Joseph Addai, 2006
- 1078 Marshall Faulk, 1995
- 1072 Joseph Addai, 2007
- 1054 Marshall Faulk, 1997
- 1011 Eric Dickerson, 1987

MOST YARDS (ROOKIE)

- 1553 Edgerrin James, 1999
- 1282 Marshall Faulk, 1994
- 1104 Dominic Rhodes, 2001
- 1081 Joseph Addai, 2006
- 961 Alan Ameche, 1955
- 814 Vick Ballard, 2012

MOST YARDS (GAME)

- 219 Edgerrin James at Sea, Oct. 15, 2000
- 204 Edgerrin James at Chi, Nov. 21, 2004
- 198 Norm Bulaich, vs. NYJ, Sept. 19, 1971
- 196 Eric Dickerson vs. T.B., Dec. 27, 1987
- 194 Alan Ameche vs. Chi, Sept. 25, 1955
- 192 Marshall Faulk at Balt, Nov. 29, 1998
- 185 Lenny Moore vs. G.B., Oct. 28, 1956
- 178 Lydell Mitchell vs. K.C., Nov. 30, 1975
- 177 Marshall Faulk vs. St.L. Rams, Oct. 1, 1995
- 177 Dominic Rhodes vs. Atl, Dec. 16, 2001

MOST YARDS (ROOKIE-GAME 150+ YARDS)

- 194 Alan Ameche vs. Chi, Sept. 25, 1955
- 185 Lenny Moore vs. G.B., Oct. 28, 1956
- 177 Dominic Rhodes vs. Atl, Dec. 16, 2001
- 171 Joseph Addai, vs. Phil, Nov. 26, 2006
- 153 Alan Ameche vs. Det, Oct. 1, 1955

MOST SEASONS LEADING TEAM

- 6 Edgerrin James, 1999-00, 02-05
- 5 Alan Ameche, 1955-59
- 5 Lydell Mitchell, 1973-77
- 5 Eric Dickerson, 1987-91
- 5 Marshall Faulk, 1994-98
- 4 Tom Matte, 1963, 67-69
- 4 Randy McMillan, 1982, 84-86
- 4 Joseph Addai, 2006-09
- 3 Lenny Moore, 1960, 62, 64
- 3 Curtis Dickey, 1980-81, 83

MOST CONSC. SEASONS
LEADING TEAM

- 5 Alan Ameche, 1955-59
- 5 Lydell Mitchell, 1973-77
- 5 Eric Dickerson, 1987-91
- 5 Marshall Faulk, 1994-98
- 4 Edgerrin James, 2002-05
- 4 Joseph Addai, 2006-09
- 3 Tom Matte, 1967-69
- 3 Randy McMillan, 1984-86

MOST 100+ GAMES (CAREER)

- 49 Edgerrin James, 1999-05
- 24 Eric Dickerson, 1987-91

MOST 100+ GAMES (CAREER) cont...

- 16 Lydell Mitchell, 1972-77
- 14 Marshall Faulk, 1994-98
- 8 Joseph Addai, 2006-11
- 7 Alan Ameche, 1955-60
- 6 Lenny Moore, 1956-67
- 6 Curtis Dickey, 1980-85
- 6 Randy McMillan, 1981-86

MOST 100+ GAMES (SEASON)

- 10 Edgerrin James, 1999
- 9 Edgerrin James, 2000
- 9 Edgerrin James, 2005
- 8 Eric Dickerson, 1988
- 8 Edgerrin James, 2004
- 6 Eric Dickerson, 1987
- 6 Eric Dickerson, 1989
- 6 Edgerrin James, 2003
- 5 Lydell Mitchell, 1975
- 5 Edgerrin James, 2001
- 5 Dominic Rhodes, 2001

MOST 100+ GAMES (ROOKIE)

- 10 Edgerrin James, 1999
- 5 Dominic Rhodes, 2001
- 4 Marshall Faulk, 1994
- 3 Alan Ameche, 1955
- 2 Lenny Moore, 1956
- 2 Roosevelt Potts, 1993
- 2 Joseph Addai, 2006

MOST CONSC. 100+ GAMES

- 5 Edgerrin James, G14-16, 2000/G2, 2001
- 5 Edgerrin James, G5-9, 2005
- 4 Eric Dickerson, G8-11, 1987
- 4 Edgerrin James, G7-10, 1999
- 4 Edgerrin James, G10-13, 2004
- 3 Lydell Mitchell, G10-12, 1975
- 3 Eric Dickerson, G14-15-1987/G1-1988
- 3 Eric Dickerson, G3-5, 1988
- 3 Eric Dickerson, G16-1988/G2-1989
- 3 Edgerrin James, G6-8, 2000
- 3 Edgerrin James, G4-6, 2001
- 3 Edgerrin James, G16, 2003/G2, 2004

MOST YARDS TWO RUSHERS (SEASON)

- 1924 Dickey (1122)/McMillan (802), 1983
- 1889 Dickerson (1659)/Bentley (230), 1988
- 1825 James (1709)/Manning (116), 2000
- 1802 James (1548)/Rhodes (254), 2004
- 1766 Rhodes (1104)/James (662), 2001

MOST TOUCHDOWNS (CAREER)

- 64 Edgerrin James, 1999-05
- 63 Lenny Moore, 1956-67
- 45 Tom Matte, 1961-72
- 42 Marshall Faulk, 1994-98
- 40 Alan Ameche, 1955-60
- 40 Don McCauley, 1971-81
- 39 Joseph Addai, 2006-11
- 32 Eric Dickerson, 1987-91
- 27 Lydell Mitchell, 1972-77
- 26 Curtis Dickey, 1980-85

MOST TOUCHDOWNS (SEASON)

- 16 Lenny Moore, 1964
- 14 Eric Dickerson, 1988
- 13 Edgerrin James (3), 1999-00,05
- 12 Joseph Addai, 2007
- 11 Tom Matte, 1969
- 11 Lydell Mitchell, 1975
- 11 Curtis Dickey, 1980
- 11 Marshall Faulk (2), 1994-95
- 11 Edgerrin James, 2003
- 10 Don McCauley, 1975
- 10 Joseph Addai, 2009

MOST TOUCHDOWNS (ROOKIE)

- 13 Edgerrin James, 1999
- 11 Curtis Dickey, 1980
- 11 Marshall Faulk, 1994
- 9 Alan Ameche, 1955
- 9 Dominic Rhodes, 2001

MOST TOUCHDOWNS (GAME)

- 4 Eric Dickerson vs. Den, Oct. 31, 1988
- 4 Joseph Addai vs. Phil, Nov. 26, 2006
- 3 Alan Ameche at G.B., Oct. 13, 1957
- 3 Lenny Moore vs. LA Rams, Oct. 16, 1960
- 3 Tom Matte vs. Wash, Nov. 2, 1969
- 3 Don McCauley at Mia, Nov. 23, 1975
- 3 Randy McMillan vs. N.E., Dec. 1, 1985
- 3 Marshall Faulk vs. Hou, Sept. 4, 1994
- 3 Marshall Faulk vs. St.L Rams, Oct. 1, 1995
- 3 Edgerrin James at Cle, Dec. 26, 1999
- 3 Edgerrin James at Sea, Oct. 15, 2000
- 3 Edgerrin James vs. Buf, Dec. 11, 2000
- 3 Edgerrin James vs. NYJ, Nov. 16, 2003
- 3 Edgerrin James vs. St.L Rams, Oct. 17, 2005

MOST TOUCHDOWNS (ROOKIE-GAME)

- 4 Joseph Addai vs. Phil, Nov. 26, 2006
- 3 Marshall Faulk vs. Hou, Sept. 4, 1994
- 3 Edgerrin James at Cle, Dec. 26, 1999
- 2 (23 times) Last: Andrew Luck at Jax, Nov. 8, 2012

MOST GAMES WITH TOUCHDOWNS (CAREER)

- 54 Lenny Moore, 1956-67
- 44 Edgerrin James, 1999-05
- 37 Tom Matte, 1961-72
- 32 Don McCauley, 1971-81
- 32 Marshall Faulk, 1994-98
- 31 Alan Ameche, 1955-60
- 30 Joseph Addai, 2006-11
- 24 Lydell Mitchell, 1972-77
- 22 Curtis Dickey, 1980-85
- 22 Eric Dickerson, 1987-91

MOST GAMES WITH TOUCHDOWNS (SEASON)

- 12 Lenny Moore, 1964
- 9 Lydell Mitchell, 1975

MOST GAMES WITH TOUCHDOWNS (SEASON) cont...

- 9 Eric Dickerson, 1988
- 9 Edgerrin James (2), 2000,05
- 9 Joseph Addai (2), 2007,09
- 8 (6 times) Last: Edgerrin James, 1999

MOST GAMES WITH TOUCHDOWNS (ROOKIE)

- 8 Alan Ameche, 1955
- 8 Curtis Dickey, 1980
- 8 Edgerrin James, 1999
- 7 Rodney Culver, 1992
- 7 Marshall Faulk, 1994
- 7 Dominic Rhodes, 2001

MOST CONSC. GAMES RUSHING TDS

- 11 Lenny Moore, G8-9-1963/G9, 1964
- 9 Lydell Mitchell, G8-14-1975/G1, 1976
- 7 Curtis Dickey, G9-15, 1980
- 6 Tom Matte, G2-7, 1969
- 6 Edgerrin James, G5-10, 2005
- 5 Alan Ameche, G1-5, 1955
- 5 Edgerrin James, G6-10, 2000
- 4 Lenny Moore, G3-6, 1956
- 4 Jerry Hill, G13-14-1964/G1-2, 1965
- 4 Don McCauley, G3-6, 1976
- 4 Marshall Faulk, G2, 5-6, 8, 1996
- 4 James Mungro, G11-14, 2002
- 4 Edgerrin James, G2-5, 2004
- 4 Joseph Addai, G1-4, 2007
- 3 (13 times) Last: Joseph Addai, G8-10, 2009

MOST CONSC. GAMES RUSHING TDS (ROOKIE)

- 7 Curtis Dickey, G9-15, 1980
- 5 Alan Ameche, G1-5, 1955
- 4 Lenny Moore, G3-6, 1956
- 4 James Mungro, G11-14, 2002
- 3 (5 times) Last: Dominic Rhodes, G13-15, 2001

MOST SEASONS LEADING TEAM (*tied for lead)

- 6 Lenny Moore, 1956*,60-61,64, 65*,66*
- 5 Alan Ameche, 1955,56*,57-59
- 5 Randy McMillan, 1982*,83-84,86*
- 5 Marshall Faulk, 1994-98
- 5 Edgerrin James, 1999-00,03-05
- 4 Tom Matte, 1967-69,71*
- 4 Don McCauley, 1973*,76-78
- 4 Eric Dickerson, 1988-89,90*,91
- 3 Lydell Mitchell, 1973*,74-75
- 3 Curtis Dickey, 1980-81,82*
- 3 Joseph Addai, 2006-07,09

MOST CONSC. SEASONS LEADING TEAM (*tied)

- 5 Alan Ameche, 1955-59 (56*)
- 5 Randy McMillan, 1982-86 (82,86*)
- 5 Marshall Faulk, 1994-98
- 4 Eric Dickerson, 1988-91 (90*)

HIGHEST AVERAGE (CAREER-300 ATT/4.0)

- 4.8 Lenny Moore, 1956-67
- 4.5 Albert Bentley, 1985-91
- 4.4 Curtis Dickey, 1980-85
- 4.3 Donald Brown, 2009-13
- 4.2 Alan Ameche, 1955-60
- 4.2 Edgerrin James, 1999-05
- 4.1 Eric Dickerson, 1987-91
- 4.1 Joseph Addai, 2006-11
- 4.0 Tony Lorick, 1964-67
- 4.0 Norm Bulaich, 1970-72
- 4.0 Dominic Rhodes, 2001-06,08,10

HIGHEST AVERAGE (SEASON-80 ATT)

- 7.5 Lenny Moore, 1956
- 7.3 Lenny Moore, 1958
- 7.0 Lenny Moore, 1961
- 5.3 Donald Brown, 2013
- 5.2 George Wonsley, 1985
- 5.1 Tony Lorick, 1964
- 5.0 Lenny Moore, 1957
- 4.9 Norm Bulaich, 1971
- 4.8 Alan Ameche, 1956
- 4.8 Curtis Dickey, 1981
- 4.8 Joseph Addai, 2006
- 4.8 Donald Brown, 2011

HIGHEST AVERAGE (ROOKIE-80 ATT, 4.5+)

- 7.5 Lenny Moore, 1956
- 5.1 Tony Lorick, 1964
- 4.8 Joseph Addai, 2006
- 4.7 Dominic Rhodes, 2001
- 4.5 Curtis Dickey, 1980
- 4.5 Alan Ameche, 1955

HIGHEST AVERAGE (GAME-10 ATT) *ROOKIE

- 14.2 *Lenny Moore vs. G.B., Oct. 28, 1956
- 11.3 Lenny Moore at Det, Oct. 19, 1958
- 11.3 Marshall Faulk at Balt, Nov. 29, 1998
- 10.9 *Lenny Moore at Cle, Nov. 11, 1956
- 10.1 Donald Brown vs. Ten, Dec. 18, 2011
- 9.6 Curtis Dickey at Den, Sept. 20, 1981
- 9.3 *Ron Lee vs. Hou, Nov. 1, 1976
- 9.3 Marshall Faulk vs. St.L. Rams, Oct. 1, 1995
- 9.2 *Alan Ameche vs. Chi, Sept. 25, 1955
- 9.2 Tom Matte vs. LA Rams, Dec. 15, 1963
- 9.2 Donald Brown vs. Jax, Dec. 19, 1960
- 9.1 *Randy McMillan at N.E., Sept. 6, 1981

LONGEST RUSHES (*denotes ROOKIE)

- 80t Tom Matte vs. St.L., Oct. 12, 1964
- 80t Donald Brown vs. Ten, Dec. 18, 2011
- 79t *Alan Ameche vs. Chi, Sept. 25, 1955
- 79t *Lenny Moore vs. G.B., Oct. 28, 1956
- 77t *Dominic Rhodes at K.C., Oct. 25, 2001
- 73t Lenny Moore vs. S.F., Nov. 30, 1958
- 72t *Lenny Moore vs. G.B., Oct. 28, 1956
- 72 *Edgerrin James at NYG, Nov. 14, 1999
- 70t *Lenny Moore at Cle, Nov. 11, 1956

ADMINISTRATION
COACHING STAFF
FOOTBALL OPERATIONS
BUSINESS OPERATIONS
PLAYERS
2013 SEASON IN REVIEW
COLTS HISTORY
RECORDS
COLTS IN THE COMMUNITY

**LONGEST RUSHES (*denotes ROOKIE)**

cont...

70t	Lydell Mitchell vs. K.C., Nov. 30, 1975
70t	Albert Bentley at LA Raid, Dec. 21, 1986
69t	*Ron Lee vs. Hou, Nov. 1, 1976
68t	Marshall Faulk at Balt, Nov. 29, 1998
67t	Norm Bulaich vs. NYJ, Sept. 19, 1971
67t	Curtis Dickey vs. Dal, Dec. 6, 1981
67t	*Owen Gill vs. Hou, Dec. 22, 1985

PASSING**MOST ATTEMPTS (CAREER)**

7210	Peyton Manning, 1998-11
5110	John Unitas, 1956-72
2464	Bert Jones, 1973-81
1536	Jack Trudeau, 1986-93
1532	Jeff George, 1990-93
1230	Jim Harbaugh, 1994-97
1197	Andrew Luck, 2012-13
1154	Mike Pagel, 1982-85
676	Earl Morrall, 1968-71
576	Marty Domres, 1972-75
533	Greg Landry, 1979-81

MOST ATTEMPTS (SEASON)

679	Peyton Manning, 2010
627	Andrew Luck, 2012
591	Peyton Manning, 2002
575	Peyton Manning, 1998
571	Peyton Manning (2), 2000,09
570	Andrew Luck, 2013
566	Peyton Manning, 2003
557	Peyton Manning, 2006
555	Peyton Manning, 2008
547	Peyton Manning, 2001
533	Peyton Manning, 1999
515	Peyton Manning, 2007

MOST ATTEMPTS (ROOKIE)

627	Andrew Luck, 2012*
575	Peyton Manning, 1998
417	Jack Trudeau, 1986
334	Jeff George, 1990
237	George Shaw, 1955
233	Chris Chandler, 1988

MOST ATTEMPTS (GAME)

59	Jeff George at Was, Nov. 7, 1993
57	Jack Trudeau at NYJ, Nov. 16, 1986
57	Peyton Manning at Hou, Sept. 12, 2010
56	Peyton Manning at S.D., Nov. 11, 2007
55	Andrew Luck vs. G.B., Oct. 7, 2012
54	Peyton Manning at S.D., Sept. 26, 1999
54	Peyton Manning at NE, Oct. 8, 2000
54	Andrew Luck at Det, Dec. 2, 2012
53	Bert Jones vs. NYJ, Dec. 15, 1974
53	Jack Trudeau vs. NYJ, Sept. 28, 1986
52	Peyton Manning vs. N.E., Nov. 1, 1998
52	Peyton Manning at N.E., Nov. 21, 2010
51	Peyton Manning at NYJ, Dec. 3, 2000
51	Peyton Manning vs. S.F., Nov. 25, 2001
51	Peyton Manning at Phil, Nov. 7, 2010
50	Peyton Manning vs. Ten, Nov. 3, 2002
50	Peyton Manning at Jax, Dec. 10, 2006
50	Peyton Manning vs. Hou, Nov. 8, 2009
50	Andrew Luck at N.E., Nov. 18, 2012

MOST ATTEMPTS (ROOKIE-GAME)

57	Jack Trudeau at NYJ, Nov. 16, 1986
55	Andrew Luck vs. G.B., Oct. 7, 2012
54	Andrew Luck at Det., Dec. 2, 2012
53	Jack Trudeau vs. NYJ, Sept. 28, 1986
52	Peyton Manning vs. N.E., Nov. 1, 1998
50	Andrew Luck at N.E., Nov. 18, 2012
44	Jack Trudeau vs. N.O., Oct. 12, 1986
44	Peyton Manning at NYJ, Sept. 20, 1998
44	Peyton Manning vs. NYJ, Nov. 15, 1998

MOST SEASONS LEADING TEAM (ATT/COMP)

15	John Unitas, 1956-67, 69-71
13	Peyton Manning, 1998-10
6	Bert Jones, 1974-77, 80-81
4	Mike Pagel, 1982-85
4	Jeff George, 1990-93
4	Jim Harbaugh, 1994-97

MOST CONSEC. SEASONS LEADING TEAM (ATT/COMP)

13	Peyton Manning, 1998-10
12	John Unitas, 1956-67
4	Bert Jones, 1974-77
4	Mike Pagel, 1982-85
4	Jeff George, 1990-93
4	Jim Harbaugh, 1994-97

MOST 40+ ATTEMPT GAMES

59	Peyton Manning, 1998-11
11	Andrew Luck, 2012-13
9	Jack Trudeau, 1986-93
8	John Unitas, 1956-72
8	Bert Jones, 1973-81
8	Jeff George, 1990-93
5	Jim Harbaugh, 1994-97
2	Greg Landry, 1979-81
2	Dan Orlovsky, 2011
1	Domres/Hogeboom/Justin/Painter

MOST SEASONS 200+ ATTEMPTS

13	John Unitas, 1957-67, 69-70
13	Peyton Manning, 1998-10
6	Bert Jones, 1974-77, 80-81
4	Mike Pagel, 1982-85
4	Jeff George, 1990-93
4	Jim Harbaugh, 1994-97
3	Jack Trudeau, 1986-87, 89

CONSEC. SEASONS 200+ ATTEMPTS

13	Peyton Manning, 1998-10
11	John Unitas, 1957-67
4	Bert Jones, 1974-77
4	Mike Pagel, 1982-85
4	Jeff George, 1990-93
4	Jim Harbaugh, 1994-97

MOST GAMES WITH ATTEMPTS (CAREER)

208	Peyton Manning, 1998-11
202	John Unitas, 1956-72
97	Bert Jones, 1973-81
61	Jack Trudeau, 1986-93
52	Jim Harbaugh, 1994-97

MOST COMPLETIONS (CAREER)

4682	Peyton Manning, 1998-11
2796	John Unitas, 1956-72
1382	Bert Jones, 1973-81
874	Jeff George, 1990-93
812	Jack Trudeau, 1986-93
746	Jim Harbaugh, 1994-97
682	Andrew Luck, 2012-13
587	Mike Pagel, 1982-85
363	Earl Morrall, 1968-71
308	Greg Landry, 1979-81
293	Marty Domres, 1972-75

MOST COMPLETIONS (SEASON)

450	Peyton Manning, 2010
393	Peyton Manning, 2009
392	Peyton Manning, 2002
379	Peyton Manning, 2003
371	Peyton Manning, 2008
362	Peyton Manning, 2006
357	Peyton Manning, 2000
343	Andrew Luck, 2013
343	Peyton Manning, 2001
339	Andrew Luck, 2012
337	Peyton Manning, 2007
336	Peyton Manning, 2004

MOST COMPLETIONS (ROOKIE)

339	Andrew Luck, 2012
326	Peyton Manning, 1998
204	Jack Trudeau, 1986
181	Jeff George, 1990
129	Chris Chandler, 1988
119	George Shaw, 1955
111	Mike Pagel, 1982

MOST COMPLETIONS (GAME)

40	Peyton Manning at Hou, Sept. 12, 2010
38	Peyton Manning at N.E., Nov. 21, 2010
37	Jeff George at Was, Nov. 7, 1993
37	Peyton Manning vs. Ten, Nov. 3, 2002
36	Bert Jones vs. NYJ, Dec. 15, 1974
36	Peyton Manning at Ten, Oct. 11, 2009
36	Peyton Manning vs. Dal, Dec. 5, 2010
34	Peyton Manning at T.B., Oct. 6, 2003
34	Peyton Manning at S.D., Nov. 11, 2007
34	Peyton Manning vs. Hou, Nov. 8, 2009
33	Peyton Manning vs. Oak, Sept. 10, 2000
33	Peyton Manning at Jax, Oct. 3, 2010
32	Peyton Manning at Pit, Oct. 21, 2002
32	Peyton Manning at Den, Oct. 29, 2006
32	Peyton Manning at S.D., Nov. 23, 2008
31	(7 times) Last: Andrew Luck vs. G.B., Oct. 7, 2012
30	(9 times) Last: Andrew Luck vs. Mia, Nov. 21, 2012

MOST COMPLETIONS (ROOKIE-GAME)

31	Andrew Luck vs. G.B., Oct. 7, 2012
30	Peyton Manning vs. N.E., Nov. 1, 1998
30	Andrew Luck vs. Mia, Nov. 4, 2012
27	Jack Trudeau at NYJ, Nov. 16, 1986
27	Peyton Manning at Balt, Nov. 29, 1998
27	Andrew Luck at N.E., Nov. 18, 2012

**MOST COMPLETIONS (ROOKIE-GAME)**

cont...

- 26 Peyton Manning vs. NYJ, Nov. 15, 1998
- 26 Andrew Luck at Ten, Oct. 28, 2012
- 24 Jack Trudeau vs. N.O., Oct. 12, 1986
- 24 Andrew Luck at Det, Dec. 2, 2012

MOST CONSECUTIVE COMPLETIONS

- 23 Peyton Manning vs. Det/at Jax, Dec. 14-Dec. 18, 2008
- 17 Bert Jones vs. NYJ, Dec. 15, 1974
- 17 Peyton Manning vs. Cle/at Ten, Sept. 25-Oct. 2, 2005
- 17 Peyton Manning vs. Den/at Jax, Dec. 13-Dec. 17, 2009
- 16 Peyton Manning at Ten, Oct. 11, 2009
- 15 Peyton Manning vs. STL./at Hou, Oct. 17-Oct. 23, 2005

MOST GAMES WITH COMPLETIONS (CAREER)

- 208 Peyton Manning, 1998-11
- 200 John Unitas, 1956-72
- 96 Bert Jones, 1973-81
- 61 Jack Trudeau, 1986-93
- 52 Jim Harbaugh, 1994-97

MOST GAMES 20+ COMPLETIONS (CAREER)

- 153 Peyton Manning, 1998-11
- 33 John Unitas, 1956-72
- 20 Bert Jones, 1973-81
- 19 Andrew Luck, 2012-13
- 17 Jeff George, 1990-93
- 13 Jack Trudeau, 1986-93

MOST CONSC. GAMES 20+ COMPLETIONS

- 14 Peyton Manning, G1-14, 2010
- 12 Peyton Manning, G3-14, 2003
- 12 Peyton Manning, G3-14, 2009
- 7 Peyton Manning, G15-16-2000/G1-5-2001
- 7 Peyton Manning, G2-8, 2002
- 7 Peyton Manning, G4-10, 2005
- 7 Peyton Manning, G4-10, 2006
- 6 Peyton Manning, G6-11, 2008
- 5 (5 times) Last: Andrew Luck, G1-5, 2012

MOST SEASONS 150+ COMPLETIONS

- 13 Peyton Manning, 1998-11
- 12 John Unitas, 1959-67, 69-70
- 5 Bert Jones, 1975-77, 80-81
- 4 Jeff George, 1990-93
- 3 Jim Harbaugh, 1995-97

CONSC. SEASONS 150+ COMPLETIONS

- 13 Peyton Manning, 1998-10
- 9 John Unitas, 1959-67
- 4 Jeff George, 1990-93
- 3 Bert Jones, 1975-77
- 3 Jim Harbaugh, 1995-97

HIGHEST PERCENTAGE (CAREER-1000 ATT)

- 64.9 Peyton Manning, 1998-11
- 60.7 Jim Harbaugh, 1994-97
- 57.0 Jeff George, 1990-93
- 57.0 Andrew Luck, 2012-13
- 56.1 Bert Jones, 1973-81
- 54.7 John Unitas, 1956-72

HIGHEST PERCENTAGE (GAME-15 ATT)

- 87.5 Peyton Manning vs. Ten, Dec. 30, 2007 (14-16)
- 85.3 Peyton Manning at Jax, Dec. 18, 2008 (29-34)
- 85.0 John Unitas at Atl, Nov. 12, 1967 (17-20)
- 84.2 John Unitas vs. Mia, Dec. 11, 1971 (16-19)
- 83.3 Peyton Manning vs. Atl, Dec. 14, 2003 (25-30)
- 82.6 Peyton Manning vs. Cle, Sept. 25, 2005 (19-23)
- 82.1 Peyton Manning at Det, Nov. 25, 2004 (23-28)
- 82.1 Peyton Manning at Den, Oct. 29, 2006 (32-39)
- 81.8 Jim Harbaugh at Buf, Oct. 16, 1994 (18-22)
- 81.8 Peyton Manning at Ten, Oct. 11, 2009 (36-44)
- 81.3 Peyton Manning vs. Cin, Dec. 7, 2008 (26-32)
- 81.1 Dan Orlovsky at N.E., Dec. 4, 2011 (30-37)
- 80.6 Peyton Manning vs. Cin, Dec. 18, 2006 (29-36)
- 80.0 (4 times) Last: Peyton Manning vs. Hou, Dec. 23, 2007 (28-35)

HIGHEST PERCENTAGE (ROOKIE-GAME-20 ATT)

- 75.0 John Unitas vs. LA Rams, Nov. 25, 1956 (18-24)
- 70.4 Peyton Manning at Atl, Dec. 6, 1998 (19-27)
- 69.2 Andrew Luck at Jax, Nov. 8, 2012 (18-26)
- 68.4 Andrew Luck at Ten, Oct 28, 2012 (26-38)
- 68.2 George Shaw at LA Rams, Dec. 5, 1955 (15-22)
- 68.0 Mike Pagel at S.D., Dec. 26, 1982 (17-25)
- 67.7 Jeff George at Cin, Nov. 25, 1990 (21-31)

HIGHEST PERCENTAGE (SEASON-200 ATT)

- 68.8 Peyton Manning, 2009
- 67.6 Peyton Manning, 2004
- 67.3 Peyton Manning, 2005
- 67.0 Peyton Manning, 2003
- 66.8 Peyton Manning, 2008
- 66.3 Peyton Manning, 2002, 10

HIGHEST PERCENTAGE (SEASON-200 ATT) cont...

- 65.4 Peyton Manning, 2007
- 65.0 Peyton Manning, 2006
- 63.7 Jim Harbaugh, 1995
- 62.7 Peyton Manning, 2001

HIGHEST PERCENTAGE (ROOKIE-SEASON-100 ATT)

- 56.7 Peyton Manning, 1998
- 55.6 John Unitas, 1956
- 55.4 Chris Chandler, 1988
- 54.2 Jeff George, 1990
- 54.1 Andrew Luck, 2012
- 50.2 Mike Pagel, 1982
- 50.2 George Shaw, 1955

MOST YARDS (CAREER)

- 54828 Peyton Manning, 1998-11
- 39768 John Unitas, 1956-72
- 17663 Bert Jones, 1973-81
- 9647 Jack Trudeau, 1986-93
- 9551 Jeff George, 1990-93
- 8705 Jim Harbaugh, 1994-97
- 8196 Andrew Luck, 2012-13
- 7474 Mike Pagel, 1982-85
- 5666 Earl Morrall, 1968-71
- 3471 Marty Domres, 1972-75
- 3402 Greg Landry, 1979-81

MOST YARDS (SEASON)

- 4700 Peyton Manning, 2010
- 4557 Peyton Manning, 2004
- 4500 Peyton Manning, 2009
- 4413 Peyton Manning, 2000
- 4374 Andrew Luck, 2012
- 4397 Peyton Manning, 2006
- 4267 Peyton Manning, 2003
- 4200 Peyton Manning, 2002
- 4135 Peyton Manning, 1999
- 4131 Peyton Manning, 2001
- 4040 Peyton Manning, 2007
- 4002 Peyton Manning, 2008
- 3822 Andrew Luck, 2013
- 3747 Peyton Manning, 2005
- 3739 Peyton Manning, 1998
- 3481 John Unitas, 1963
- 3428 John Unitas, 1967
- 3134 Bert Jones, 1980
- 3104 Bert Jones, 1976
- 3099 John Unitas, 1960
- 3094 Bert Jones, 1981

MOST YARDS (ROOKIE)

- 4374 Andrew Luck, 2012*
- 3739 Peyton Manning, 1998
- 2225 Jack Trudeau, 1986
- 2152 Jeff George, 1990
- 1619 Chris Chandler, 1988
- 1586 George Shaw, 1955

ADMINISTRATION

COACHING
STAFFFOOTBALL
OPERATIONSBUSINESS
OPERATIONS

PLAYERS

2013 SEASON
IN REVIEWCOLTS
HISTORY

RECORDS

COLTS IN THE
COMMUNITY

**MOST YARDS (GAME)**

- 472 Peyton Manning at K.C., Oct. 31, 2004
- 440 Peyton Manning vs. Jax, Sept. 25, 2000
- 433 Peyton Manning at Hou, Sept. 12, 2010
- 433 Andrew Luck vs. Mia, Nov. 4, 2012
- 425 Peyton Manning vs. Ten, Dec. 5, 2004
- 421 Peyton Manning vs. Buf, Sept. 23, 2001
- 404 Peyton Manning at S.D., Sept. 26, 1999
- 401 John Unitas vs. Atl, Sept. 17, 1967
- 401 Peyton Manning vs. NYJ, Nov. 16, 2003
- 400 Peyton Manning vs. Hou, Sept. 17, 2006

MOST YARDS (ROOKIE-GAME)

- 433 Andrew Luck vs. Mia, Nov. 4, 2012*
- 391 Andrew Luck at Det, Dec. 2, 2012
- 362 Andrew Luck vs. G.B., Oct. 7, 2012
- 359 Jack Trudeau at NYJ, Nov. 16, 1986
- 357 Peyton Manning at Balt, Nov. 29, 1998
- 334 Andrew Luck at N.E., Nov. 18, 2012
- 335 Peyton Manning at Sea, Dec. 20, 1998
- 315 Jack Trudeau vs. N.O., Oct. 12, 1986
- 314 John Unitas at Det, Nov. 18, 1956

MOST SEASONS LEADING TEAM (YDS/TDS)

- 14 John Unitas, 1956-67,69-70
- 13 Peyton Manning, 1998-11
- 6 Bert Jones, 1974-77,80-81
- 4 Mike Pagel, 1982-85
- 4 Jeff George, 1990-93
- 4 Jim Harbaugh, 1994-97

MOST CONSC. SEASONS LEADING TEAM (YDS/TDS)

- 13 Peyton Manning, 1998-10
- 12 John Unitas, 1956-67
- 4 Bert Jones, 1974-77
- 4 Mike Pagel, 1982-85
- 4 Jeff George, 1990-93
- 4 Jim Harbaugh, 1994-97

MOST 2000+ SEASONS

- 13 John Unitas, 1957-67,69-70
- 13 Peyton Manning, 1998-11
- 5 Bert Jones, 1975-77,80-81
- 3 Jeff George, 1990-91,93
- 3 Jim Harbaugh, 1995-97
- 2 Mike Pagel, 1983,85
- 2 Jack Trudeau, 1986,89
- 2 Andrew Luck, 2012-13

MOST CONSC. 2000+ SEASONS

- 13 Peyton Manning, 1998-10
- 11 John Unitas, 1957-67
- 3 Bert Jones, 1975-77
- 3 Jim Harbaugh, 1995-97

MOST 300+ GAMES (CAREER)

- 63 Peyton Manning, 1998-11
- 26 John Unitas, 1956-72
- 9 Andrew Luck, 2012-13
- 8 Bert Jones, 1973-81
- 7 Jeff George, 1990-93
- 5 Jack Trudeau, 1986-93
- 2 Earl Morrall, 1968-71
- 2 Jim Harbaugh, 1994-97
- 1 Landry/Hogeboom/Justin/Oriovskey

MOST 300+ GAMES (SEASON)

- 9 Peyton Manning, 2009
- 7 Peyton Manning, 2010
- 6 Peyton Manning (2), 2004,06
- 6 Andrew Luck, 2012
- 5 Peyton Manning (2), 2000-01
- 4 John Unitas (2) 1960,63
- 4 Peyton Manning (5), 1998,02-03,05,08

MOST 300+ GAMES (ROOKIE)

- 6 Andrew Luck, 2012*
- 4 Peyton Manning, 1998
- 2 Jack Trudeau, 1986
- 1 John Unitas, 1956

MOST CONSC. 300+ GAMES

- 5 Peyton Manning, G1-5, 2009
- 3 John Unitas, G12-14, 1963
- 3 Peyton Manning, G6-8, 2006
- 3 Peyton Manning, G7-9, 2009
- 2 (16 times) Last: Andrew Luck, G3-4, 2012

MOST TOUCHDOWNS (CAREER)

- 399 Peyton Manning, 1998-11
- 287 John Unitas, 1956-72
- 122 Bert Jones, 1973-81
- 49 Jim Harbaugh, 1994-97
- 47 Earl Morrall, 1968-71
- 46 Andrew Luck, 2012-13
- 41 Jack Trudeau, 1986-93
- 41 Jeff George, 1990-93
- 39 Mike Pagel, 1982-85
- 22 Gary Hogeboom, 1986-88
- 21 George Shaw, 1955-58
- 21 Marty Domres, 1972-75

MOST TOUCHDOWNS (SEASON)

- 49 Peyton Manning, 2004
- 33 Peyton Manning (3), 2000,09,10
- 32 John Unitas, 1959
- 31 Peyton Manning (2), 2006-07
- 29 Peyton Manning, 2003
- 28 Peyton Manning, 2005
- 27 Peyton Manning (2), 2002,08
- 26 Earl Morrall, 1968
- 26 Peyton Manning (3), 1998-99,01

MOST TOUCHDOWNS (ROOKIE)

- 26 Peyton Manning, 1998
- 23 Andrew Luck, 2012
- 16 Jeff George, 1990
- 10 George Shaw, 1955

MOST TOUCHDOWNS (ROOKIE) cont...

- 9 John Unitas, 1956
- 8 Jack Trudeau, 1986
- 8 Chris Chandler, 1988

MOST TOUCHDOWNS (GAME)

- 6 Peyton Manning at N.O., Sept. 28, 2003
- 6 Peyton Manning at Det, Nov. 25, 2004
- 5 Gary Cuzzo at Min, Nov. 4, 1965
- 5 Gary Hogeboom at Buf, Oct. 4, 1987
- 5 Peyton Manning vs. Atl, Dec. 14, 2003
- 5 Peyton Manning vs. G.B., Sept. 26, 2004
- 5 Peyton Manning at K.C., Oct. 31, 2004
- 5 Peyton Manning vs. Hou, Nov. 14, 2004
- 4 (42 times) Last: Andrew Luck at Cin, Dec. 8, 2013

MOST TOUCHDOWNS (ROOKIE-GAME)

- 4 Andrew Luck at Det, Dec. 2, 2012
- 3 John Unitas vs. LA Rams, Nov. 25, 1956
- 3 Jeff George at Cin, Nov. 25, 1990
- 3 Jeff George vs. Was, Dec. 22, 1990
- 3 Peyton Manning at S.F., Oct. 18, 1998
- 3 Peyton Manning vs. NYJ, Nov. 15, 1998
- 3 Peyton Manning at Balt, Nov. 29, 1998
- 3 Peyton Manning vs. Cin, Dec. 13, 1998
- 2 (16 times) Last: Jim Sorgi at Den, Jan. 2, 2005

MOST GAMES WITH TOUCHDOWNS (CAREER)

- 182 Peyton Manning, 1998-11
- 144 John Unitas, 1956-72
- 68 Bert Jones, 1973-81
- 31 Mike Pagel, 1982-85
- 31 Jim Harbaugh, 1994-97
- 30 Jack Trudeau, 1986-93

MOST GAMES WITH TOUCHDOWNS (SEASON)

- 15 Peyton Manning (5), 1998,00,02,04,06
- 14 Peyton Manning (5), 1999,01,07,08,10
- 13 Earl Morrall, 1968
- 13 Peyton Manning, 2009
- 13 Andrew Luck, 2012
- 12 John Unitas (3), 1957, 59, 67
- 12 Bert Jones (2), 1976, 80
- 12 Peyton Manning (2), 2003, 05
- 12 Andrew Luck, 2013

MOST GAMES WITH TOUCHDOWNS (ROOKIE)

- 15 Peyton Manning, 1998
- 13 Andrew Luck, 2012
- 9 Jeff George, 1990
- 8 Chris Chandler, 1988
- 7 George Shaw, 1955
- 7 Jack Trudeau, 1986
- 6 John Unitas, 1956



MOST CONSC. GAMES PASSING TDS

- 27 John Unitas, G10-1956/G10-1960
- 27 Peyton Manning, G4-1998/G14-1999
- 16 Peyton Manning, G16-2003/G15-2004
- 13 Peyton Manning, G1-13-2000
- 13 Peyton Manning, G15-16-2000/
G11-2001
- 12 Peyton Manning, G1-12-2006
- 12 Peyton Manning, G14-16-2006/
G9-2007
- 11 John Unitas, G14-1966/G10-1967
- 11 Peyton Manning, G16-2001/G10-2002
- 11 Peyton Manning, G4-14-2005
- 10 John Unitas, G1-8,10-11-1965
- 10 Jim Harbaugh, G10-13,15-16-1995/
G4-1996
- 10 Peyton Manning, G13-16-2008/
G6-2009

**MOST CONSC. GAMES PASSING TDS
(ROOKIE)**

- 13 Peyton Manning, G4-16, 1998
- 7 Andrew Luck, G10-16, 2012
- 4 Bert Jones, G1-4, 1973
- 4 Jack Trudeau, G4-7, 1986
- 4 Jeff George, G9-12, 1990
- 4 Andrew Luck, G1-4, 2012
- 3 (4 times) Last: Jeff George,
G14-16, 1990

MOST CONSC. GAMES 2+ TD PASSES

- 13 Peyton Manning, G1-13, 2004
- 12 John Unitas, G1-12, 1959
- 8 Peyton Manning, G6-13, 2005
- 7 John Unitas, G4-8,10-11, 1965
- 7 Peyton Manning, G10-16, 2010
- 6 John Unitas, G5-10, 1960
- 5 John Unitas, G1-5, 1957
- 5 Peyton Manning, G7-11, 2008
- 5 Peyton Manning, G2-6, 2009
- 4 (8 times) Last: Peyton Manning,
G1-4, 2010

HIGHEST TD PCT. (CAREER-1000 ATT)

- 5.62 John Unitas, 1956-72
- 5.53 Peyton Manning, 1998-11
- 4.95 Bert Jones, 1973-81
- 3.98 Jim Harbaugh, 1994-97
- 3.80 Andrew Luck, 2012-13
- 3.38 Mike Pagel, 1982-85

HIGHEST TD PCT. (SEASON-200 ATT)

- 9.86 Peyton Manning, 2004
- 8.72 John Unitas, 1959
- 8.20 Earl Morrall, 1968
- 8.16 John Unitas, 1965
- 7.97 John Unitas, 1957

**HIGHEST TD PCT.
(ROOKIE-SEASON-100 ATT)**

- 4.79 Jeff George, 1990
- 4.55 John Unitas, 1956
- 4.52 Peyton Manning, 1998
- 4.22 George Shaw, 1955
- 3.70 Bert Jones, 1973
- 3.67 Andrew Luck, 2012

HIGHEST TD PCT. (GAME-20 ATT)

- 24.00 Peyton Manning at N.O.,
Sept. 28, 2003
- 23.53 Peyton Manning at Balt,
Dec. 9, 2007
- 21.43 Peyton Manning at Det,
Nov. 25, 2004
- 20.00 John Unitas at Atl,
Nov. 12, 1967
- 20.00 Gary Hogeboom at Buf,
Oct. 4, 1987

**HIGHEST TD PCT.
(ROOKIE-GAME-20 ATT)**

- 12.50 John Unitas vs. LA Rams,
Nov. 25, 1956
- 11.54 Peyton Manning vs. Cin,
Dec. 13, 1998
- 10.00 Mike Pagel vs. Cin,
Dec. 5, 1982
- 10.00 Peyton Manning at S.F.,
Oct. 18, 1998
- 9.68 Jeff George at Cin,
Nov. 25, 1990

LONGEST PASSES

- 90t Jones to Roger Carr vs. NYJ,
Nov. 16, 1975
- 89t Unitas to John Mackey at LA Rams,
Oct. 30, 1966
- 89t Jones to Roger Carr at Buf,
Nov. 9, 1975
- 88t Unitas to Tom Matte vs. Atl,
Sept. 17, 1967
- 87t Painter to Garcon at T.B.,
Oct. 3, 2011
- 86t Manning to Marcus Pollard at
N.O., Nov. 18, 2001
- 85t Harbaugh to Marshall Faulk vs. Was,
Oct. 23, 1994
- 84t Trudeau to Bill Brooks at S.F.,
Oct. 5, 1986
- 84t Morrall to Jimmy Orr at Atl,
Sept. 22, 1968
- 83t Unitas to John Mackey at Min,
Sept. 18, 1966
- 82t Shaw to Buddy Young at G.B.,
Oct. 8, 1955
- 82t Unitas to Lenny Moore at S.F.,
Dec. 8, 1957
- 82t Chandler to Clarence Verdin at LA Rams,
Sept. 17, 1989

LONGEST PASSES (ROOKIE)

- 84t Trudeau to Bill Brooks at S.F.,
Oct. 5, 1986
- 82t Shaw to Buddy Young at G.B.,
Oct. 8, 1955
- 78t Manning to Marshall Faulk vs. N.O.,
Sept. 27, 1998
- 71t Sorgi to Reggie Wayne at Den,
Jan. 2, 2005
- 70t Luck to T.Y. Hilton vs. Hou,
Dec. 30, 2012

LONGEST PASSES (ROOKIE) cont...

- 68t George to Bill Brooks vs. N.E.,
Sept. 16, 1990
- 66t DelBello to Bert Rechichar at Phil,
Nov. 15, 1953

**HIGHEST AVG. PER ATTEMPT
(CAREER-1000 ATT)**

- 7.78 John Unitas, 1956-72
- 7.60 Peyton Manning, 1998-11
- 7.17 Bert Jones, 1973-81
- 7.08 Jim Harbaugh, 1994-97
- 6.80 Andrew Luck, 2012-13
- 6.48 Mike Pagel, 1982-85

**HIGHEST AVG. PER ATTEMPT
(SEASON-200 ATT)**

- 9.26t John Unitas, 1964
- 9.18t John Unitas, 1968
- 9.17t Peyton Manning, 2004
- 9.05t Bert Jones, 1976

**HIGHEST AVG. PER ATTEMPT
(ROOKIE-SEASON-100 ATT)**

- 7.57 John Unitas, 1956
- 6.98 Andrew Luck, 2012
- 6.95 Chris Chandler, 1988
- 6.69 George Shaw, 1955
- 6.50 Peyton Manning, 1998
- 6.44 Jeff George, 1990

**HIGHEST AVG. PER ATTEMPT
(GAME-20 ATT)**

- 18.50 John Unitas at Atl, Nov. 12, 1967
- 15.67 John Unitas vs. Det, Nov. 10, 1963
- 16.64 John Unitas vs. Min, Dec. 8, 1963
- 14.65 Peyton Manning at Balt, Dec. 9, 2007

**HIGHEST AVG. PER ATTEMPT
(ROOKIE-GAME-20 ATT)**

- 12.21 John Unitas vs. LA Rams,
Nov. 25, 1956
- 11.32 Jeff George vs. NYJ, Nov. 18, 1990
- 10.47 John Unitas at Det, Nov. 18, 1956

**HIGHEST AVG. PER COMP
(CAREER-1000 ATT)**

- 14.22 John Unitas, 1956-72
- 12.78 Bert Jones, 1973-81
- 12.73 Mike Pagel, 1982-85
- 12.02 Andrew Luck, 2012-13
- 11.88 Jack Trudeau, 1986-93
- 11.71 Peyton Manning, 1998-11

**HIGHEST AVG. PER COMP
(SEASON-200 ATT)**

- 17.87 John Unitas, 1964
- 16.31 John Unitas, 1960
- 15.98 Earl Morrall, 1968
- 15.43 John Unitas, 1965
- 15.02 John Unitas, 1959
- 15.00 Bert Jones, 1976

ADMINISTRATION

COACHING
STAFF

FOOTBALL
OPERATIONS

BUSINESS
OPERATIONS

PLAYERS

2013 SEASON
IN REVIEW

COLTS
HISTORY

RECORDS

COLTS IN THE
COMMUNITY

**HIGHEST AVG. PER COMP
(ROOKIE-SEASON-100 ATT)**

13.62	John Unitas, 1956
13.33	George Shaw, 1955
12.90	Andrew Luck, 2012
12.55	Chris Chandler, 1988
12.53	Bert Jones, 1973
11.89	Jeff George, 1990

**HIGHEST AVG. PER COMP
(GAME-20 ATT)**

22.25	John Unitas vs. S.F., Nov. 26, 1960
22.12	John Unitas vs. Det, Nov. 10, 1960
21.93	John Unitas vs. Chi, Oct. 2, 1960
21.86	Bert Jones at Buf, Nov. 9, 1975
21.85	John Unitas vs. Min, Oct. 1, 1961

**HIGHEST AVG. PER COMP
(ROOKIE-GAME-20 ATT)**

18.47	John Unitas at Det, Nov. 18, 1956
17.79	Jeff George vs. NYJ, Nov. 18, 1990
17.67	Jeff George at N.E., Nov. 11, 1990
16.67	George Shaw vs. S.F., Nov. 27, 1955
16.29	Andrew Luck at Det, Dec. 2, 2012
16.28	John Unitas vs. LA Rams, Nov. 25, 1956

MOST INTERCEPTIONS (CAREER)

246	John Unitas, 1956-72
198	Peyton Manning, 1998-11
97	Bert Jones, 1973-81
62	Jack Trudeau, 1986-93
47	Mike Pagel, 1982-85
46	Jeff George, 1990-93
40	Earl Morrall, 1968-71
31	George Shaw, 1955-58
31	Marty Domres, 1972-75
27	Andrew Luck, 2012-13
26	Jim Harbaugh, 1994-97

**MOST INTERCEPTIONS
(SEASON-200 ATT)**

28	Peyton Manning, 1998
24	John Unitas, 1960
24	John Unitas, 1961
24	John Unitas, 1966
23	John Unitas, 1962
23	Peyton Manning, 2001
21	Bill Troup, 1978
21	Bert Jones, 1980
20	John Unitas, 1969
20	Bert Jones, 1981

**MOST INTERCEPTIONS
(ROOKIE-SEASON-100 ATT)**

28	Peyton Manning, 1998
19	George Shaw, 1955
18	Jack Trudeau, 1986
18	Andrew Luck, 2012
13	Jeff George, 1990
12	Bert Jones, 1973
12	Chris Chandler, 1988

MOST INTERCEPTIONS (GAME)

6	Peyton Manning at S.D., Nov. 11, 2007
5	Fred Enke at G.B., Oct. 18, 1953
5	Fred Enke at Det, Nov. 17, 1953
5	John Unitas vs. S.F., Nov. 26, 1960
5	John Unitas at G.B., Oct. 8, 1961
5	John Unitas at Det, Nov. 20, 1966
5	John Unitas vs. Chi, Nov. 29, 1970
5	Bill Troup vs. Mia, Sept. 10, 1978
4	(17 times) Last: Peyton Manning vs. Dal, Dec. 5, 2010

MOST INTERCEPTIONS (ROOKIE-GAME)

4	George Shaw vs. G.B., Oct. 29, 1955
4	Bert Jones vs. NYJ, Sept. 23, 1973
4	Bert Jones vs. N.O., Sept. 30, 1973
4	Jack Trudeau vs. N.E., Nov. 9, 1986
4	Jack Trudeau at NYJ, Nov. 16, 1986
4	Jeff George vs. N.E., Sept. 16, 1990
3	(11 times) Last: Andrew Luck at Det, Dec. 2, 2012

**FEWEST INTERCEPTIONS
(SEASON-200 ATT)**

4	Jim Harbaugh, 1997 (309)
5	Jim Harbaugh, 1995 (314)
6	John Unitas, 1964 (305)
6	Marty Domres, 1972 (222)
6	Jack Trudeau, 1987 (229)
6	Jeff George, 1993 (407)
6	Jim Harbaugh, 1994 (202)
7	John Unitas, 1958 (263)
7	Mike Pagel, 1982 (221)

**FEWEST INTERCEPTIONS
(ROOKIE-SEASON-100 ATT)**

7	Mike Pagel, 1982 (221)
10	John Unitas, 1956 (198)
12	Bert Jones, 1973 (108)
12	Chris Chandler, 1988 (233)
13	Jeff George, 1990 (334)

**LOWEST INTERCEPTION PCT.
(CAREER-1000 ATT)**

2.1	Jim Harbaugh, 1994-97
2.3	Andrew Luck, 2012-13
2.7	Peyton Manning, 1998-11
3.0	Jeff George, 1990-93
3.9	Bert Jones, 1973-81
4.0	Jack Trudeau, 1986-93

**LOWEST INTERCEPTION PCT.
(SEASON-200 ATT)**

1.29	Jim Harbaugh, 1997
1.48	Jeff George, 1993
1.59	Jim Harbaugh, 1995
1.60	Andrew Luck, 2013
1.62	Peyton Manning, 2006
1.77	Peyton Manning, 2003

**LOWEST INTERCEPTION PCT.
(ROOKIE-SEASON-100 ATT)**

2.87	Andrew Luck, 2012
3.17	Mike Pagel, 1982
3.89	Jeff George, 1990

**LOWEST INTERCEPTION PCT.
(ROOKIE-SEASON-100 ATT)**

4.32	Jack Trudeau, 1986
4.87	Peyton Manning, 1998
5.05	John Unitas, 1956

**MOST CONSC. PASSES WITHOUT
INTERCEPTION (CAREER)**

202	Jeff George, G10-16, 1993
190	Peyton Manning, G13-16, 2006/G2, 2007
179	Jim Harbaugh, G3-9, 1996
179	Jim Harbaugh, G6-7, 12-16, 1997
165	Peyton Manning, G16-2009/G1-4, 2010
155	Paul Justin, G13, 1995/G4, 1997
138	Peyton Manning, G7-11, 2008
134	Peyton Manning, G1-5, 2006
132	John Unitas, G8-13, 1964
132	Bert Jones, G2-8, 1977
128	Marty Domres, G5-11, 1972

HIGHEST RATING (CAREER-1000 ATT)

94.9	Peyton Manning, 1998-11
86.6	Jim Harbaugh, 1994-97
81.5	Andrew Luck, 2012-13
78.8	John Unitas, 1956-72
78.8	Bert Jones, 1973-81
72.0	Jeff George, 1990-93

HIGHEST RATING (SEASON-200 ATT)

121.1	Peyton Manning, 2004
104.1	Peyton Manning, 2005
102.5	Bert Jones, 1976
101.0	Peyton Manning, 2006
100.7	Jim Harbaugh, 1995
99.9	Peyton Manning, 2009
99.0	Peyton Manning, 2003
98.0	Peyton Manning, 2007
97.4	John Unitas, 1965
96.4	John Unitas, 1964

**HIGHEST RATING
(ROOKIE-SEASON-100 ATT)**

76.5	Andrew Luck, 2012
74.0	John Unitas, 1956
73.8	Jeff George, 1990
71.2	Peyton Manning, 1998
67.2	Chris Chandler, 1988
62.4	Mike Pagel, 1982

RECEIVING
MOST RECEPTIONS (CAREER)

1102	Marvin Harrison, 1996-08
1006	Reggie Wayne, 2001-13
631	Raymond Berry, 1955-67
427	Dallas Clark, 2003-11
411	Bill Brooks, 1986-92
363	Lenny Moore, 1956-67
356	Edgerrin James, 1999-05
333	Don McCauley, 1971-81
320	John Mackey, 1963-71
303	Jimmy Orr, 1961-70

**MOST RECEPTIONS (SEASON)**

143	Marvin Harrison, 2002
115	Marvin Harrison, 1999
111	Reggie Wayne, 2010
109	Marvin Harrison, 2001
106	Reggie Wayne, 2012
104	Reggie Wayne, 2007
102	Marvin Harrison, 2000
100	Dallas Clark, 2009
100	Reggie Wayne, 2009
95	Marvin Harrison, 2006

MOST RECEPTIONS (ROOKIE)

65	Bill Brooks, 1986
64	Marvin Harrison, 1996
62	Edgerrin James, 1999
60	Austin Collie, 2009
52	Andre Rison, 1989
52	Marshall Faulk, 1994
50	Randy McMillan, 1981
50	Jerome Pathon, 1998
50	T.Y. Hilton, 2012

MOST RECEPTIONS (GAME)

15	Reggie Wayne at Jax, Oct. 3, 2010
14	Marvin Harrison at Cle, Dec. 26, 1999
14	Marvin Harrison vs. Dal, Nov. 17, 2002
14	Dallas Clark vs. Hou, Nov. 8, 2009
14	Reggie Wayne vs. Dal, Dec. 5, 2010
13	Lydell Mitchell vs. NYJ, Dec. 15, 1974
13	Joe Washington at K.C., Sept. 2, 1979
13	Marvin Harrison at S.D., Sept. 26, 1999
13	Marvin Harrison at NE, Oct. 22, 2000
13	Reggie Wayne vs. G.B., Oct. 7, 2012
12	(11 times) Last: Austin Collie at Den, Sept. 26, 2010

MOST RECEPTIONS (GAME) (ROOKIE)

11	Randy McMillan vs. NYJ, Nov. 8, 1981
9	Randy McMillan at Mia, Nov. 1, 1981
9	Bill Brooks at NYJ, Nov. 16, 1986
8	Sean Dawkins vs. Dal, Oct. 10, 1993
8	Marshall Faulk vs. Was, Oct. 23, 1994
8	Austin Collie at Ten, Oct. 11, 2009

MOST CONS. GAMES WITH RECEPTION

190	Marvin Harrison, G1-1996/G16-2008
119	Reggie Wayne, G1-2006/G7-2013
77	Marshall Faulk, G1-1994/G16-1998
64	Dallas Clark, G1-2006/G6-2010
62	Jessie Hester, G3-1990/G16-1993
58	Jimmy Orr, G12-1961/G3-1963/G6-1963/G13-1965
47	Edgerrin James, G1-1999/G11-2002
45	Lenny Moore, G8-1957/G4-1961
44	Raymond Berry, G1-1959/G12-1961, G1-8, 1962
39	Bill Brooks, G8-1990/G16-1992

MOST GAMES WITH RECEPTIONS (CAREER)

190	Marvin Harrison, 1996-08
189	Reggie Wayne, 2001-13
142	Raymond Berry, 1955-67

MOST GAMES WITH RECEPTIONS (CAREER) cont...

116	Lenny Moore, 1956-67
113	Don McCauley, 1971-81
111	John Mackey, 1963-71
104	Marcus Pollard, 1995-04
103	Bill Brooks, 1986-92
110	Dallas Clark, 2003-11

MOST GAMES 10+ RECEPTIONS (CAREER)

16	Marvin Harrison, 1996-08
15	Reggie Wayne, 2001-12
11	Raymond Berry, 1955-67
3	Don McCauley, 1971-81
3	Lydell Mitchell, 1972-77
3	Joe Washington, 1978-80
3	Anthony Johnson, 1990-93
3	Dallas Clark, 2003-11
2	Austin Collie, 2009-12

MOST GAMES 10+ RECEPTIONS (SEASON)

6	Marvin Harrison, 2002
3	Raymond Berry, 1960
3	Joe Washington, 1979
3	Marvin Harrison, 2000
3	Reggie Wayne (3), 2007,09-10
2	Raymond Berry (2), 1958-59
2	Lydell Mitchell, 1974
2	Anthony Johnson, 1991
2	Marvin Harrison (3), 1999,03-04
2	Austin Collie, 2010

MOST SEASONS LEADING TEAM (*tied)

9	Marvin Harrison, 1996-97,99-04,06
8	Raymond Berry, 1957-61,64-66
7	Reggie Wayne, 2005,07-08,09*-12
4	Lydell Mitchell, 1974-77
4	Bill Brooks, 1987-89,91
3	Tom Mitchell, 1971-72,73*
3	Marshall Faulk, 1994*,95,98

MOST CONS. SEASONS LEADING TEAM (*tied)

6	Marvin Harrison, 1999-04
6	Reggie Wayne, 2007-08,09*-12
5	Raymond Berry, 1957-61
4	Lydell Mitchell, 1974-77
3	Raymond Berry, 1964-66
3	Tom Mitchell, 1971-72,73*
3	Bill Brooks, 1987-89

MOST SEASONS 50+ RECEPTIONS

12	Marvin Harrison, 1996-06,08
10	Reggie Wayne, 2003-12
7	Raymond Berry, 1958-62, 65-66
6	Bill Brooks, 1986-91
5	Edgerrin James, 1999-00, 02-04

CONSC. SEASONS 50+ RECEPTIONS

11	Marvin Harrison, 1996-06
10	Reggie Wayne, 2003-12
6	Bill Brooks, 1986-91

CONSC. SEASONS 50+ RECEPTIONS cont...

5	Raymond Berry, 1958-62
4	Lydell Mitchell, 1974-77
4	Jessie Hester, 1990-93
4	Sean Dawkins, 1994-97

MOST RECEPTIONS 2 PLAYERS (SEASON)

204	Harrison (143)/James (61), 2002
200	Clark (100)/Wayne (100), 2009
181	Harrison (95)/Wayne (86), 2006
178	Wayne (111)/Garcon (67)/Tamme (67), 2010
177	Harrison (115)/James (62), 1999

MOST RECEPTIONS 3 PLAYERS (SEASON)

260	Clark (100)/Wayne (100)/Collie (60), 2009
253	Harrison (143)/James (61)/Wayne (49), 2002
245	Wayne (111)/Garcon (67)/Tamme (67), 2010
231	Harrison (86)/Wayne (77)/Stokely (68), 2004
221	Harrison (95)/Wayne (86)/Addai (40), 2006

TRIO OF 50+ SEASONAL RECEIVERS

Brooks (63)/Rison (52)/Bentley (52), 1989
Bentley (71)/Brooks (62)/Hester (54), 1990
Langhorne (85)/Hester (64)/Johnson (53), 1993
Turner (52)/Faulk (52)/Dawkins (51), 1994
Harrison (64)/Faulk (56)/Dawkins (54), 1996
Faulk (86)/Harrison (59)/Pathon (50), 1998
Harrison (102)/James (63)/Pathon (50), 2000
Harrison (94)/Wayne (68)/James (51), 2003
Harrison (86)/Wayne (77)/Stokely (68)/James (51), 2004
Wayne (82)/Clark (77)/Harrison (60)/Gonzalez (57), 2008
Clark (100)/Wayne (100)/Collie (60)/Addai (51), 2009
Wayne (111)/Garcon (67)/Tamme (67)/Collie (58), 2010
Wayne (106)/Avery (60)/Hilton (50), 2012

MOST YARDS (CAREER)

14580	Marvin Harrison, 1996-08
13566	Reggie Wayne, 2001-13
9275	Raymond Berry, 1955-67
6039	Lenny Moore, 1956-67
5859	Jimmy Orr, 1961-70
5818	Bill Brooks, 1986-92
5126	John Mackey, 1963-71
4887	Dallas Clark, 2003-11
4770	Roger Carr, 1974-81
3684	Jim Mutscheller, 1954-61

MOST YARDS (SEASON)

1722	Marvin Harrison, 2002
1663	Marvin Harrison, 1999
1524	Marvin Harrison, 2001

**MOST YARDS (SEASON) cont...**

1510	Reggie Wayne, 2007
1413	Marvin Harrison, 2000
1366	Marvin Harrison, 2006
1355	Reggie Wayne, 2010
1355	Reggie Wayne, 2012
1310	Reggie Wayne, 2006
1298	Raymond Berry, 1960
1272	Marvin Harrison, 2003
1264	Reggie Wayne, 2009
1210	Reggie Wayne, 2004
1146	Marvin Harrison, 2005
1145	Reggie Wayne, 2008
1131	Bill Brooks, 1986
1113	Marvin Harrison, 2004
1112	Roger Carr, 1976
1106	Dallas Clark, 2009
1083	T.Y. Hilton, 2013
1077	Brandon Stokley, 2004
1055	Reggie Wayne, 2005
1038	Reggie Langhorne, 1993

MOST YARDS (ROOKIE)

1131	Bill Brooks, 1986
861	T.Y. Hilton, 2012
836	Marvin Harrison, 1996
820	Andre Rison, 1989
726	John Mackey, 1963
676	Austin Collie, 2009

MOST YARDS (GAME)

224	Raymond Berry at Was, Nov. 10, 1957
212	Reggie Wayne vs. G.B., Oct. 7, 2012
210	Roger Carr at NYJ, Oct. 24, 1976
203	Reggie Langhorne at Was, Nov. 7, 1993
200	Reggie Wayne vs. Dal, Dec. 5, 2010
198	Roger Carr vs. Cin, Sept. 19, 1976
196	Marvin Harrison at S.D., Sept. 26, 1999
196	Reggie Wayne at Jax, Oct. 3, 2010
195	Raymond Berry at Dal, Oct. 30, 1960
187	Roger Carr at N.E., Sept. 18, 1978
186	Raymond Berry at Det, Oct. 23, 1960

MOST YARDS (ROOKIE-GAME)

177	Bill Brooks at NYJ, Nov. 16, 1986
144	John Mackey vs. Min, Dec. 8, 1963
135	Andre Rison vs. Cle, Dec. 10, 1989
134	(3 times) Last: Anthony Gonzalez at Balt, Dec. 9, 2007

MOST SEASONS LEADING TEAM

9	Marvin Harrison, 1996-97,99-03,05-06
7	Reggie Wayne, 2004,07-12
5	Jimmy Orr, 1962-65,68
5	Bill Brooks, 1986-89,91
4	Raymond Berry, 1957,59-61
3	Roger Carr, 1976,78,80

MOST CONSC. SEASONS LEADING TEAM

6	Reggie Wayne, 2007-12
5	Marvin Harrison, 1999-03
4	Jimmy Orr, 1962-65
4	Bill Brooks, 1986-89

MOST 100+ GAMES (CAREER)

59	Marvin Harrison, 1996-08
42	Reggie Wayne, 2001-13
23	Raymond Berry, 1955-67
18	Jimmy Orr, 1961-70
17	Lenny Moore, 1956-67
10	Roger Carr, 1974-81
10	T.Y. Hilton, 2012-13
9	Bill Brooks, 1986-92
8	John Mackey, 1963-71
7	Dallas Clark, 2003-11
6	Jim Mutscheller, 1954-61
6	Glenn Doughty, 1972-79
6	Brandon Stokley, 2003-06
6	Pierre Garcon, 2009-11

MOST 100+ GAMES (SEASON)

10	Marvin Harrison, 2002
9	Marvin Harrison, 1999
8	Marvin Harrison, 2000
7	Raymond Berry, 1960
6	Marvin Harrison (4), 2001,03,05-06
6	Reggie Wayne, 2007
5	Lenny Moore, 1958
5	Brandon Stokley, 2004
5	Reggie Wayne (2), 2006,09
5	T.Y. Hilton, 2012
5	T.Y. Hilton, 2013
4	Raymond Berry, 1959
4	Lenny Moore (2), 1959,60
4	Jimmy Orr, 1962
4	Marvin Harrison, 2004
4	Reggie Wayne (3), 2004,08,10

MOST 100+ GAMES (ROOKIE)

5	T.Y. Hilton, 2012
3	Andre Rison, 1989
2	Ray Perkins, 1967
2	Bill Brooks, 1986
2	Marvin Harrison, 1996
2	Anthony Gonzalez, 2007
1	Clark/Dawkins/Dilger/Hinton/Johnson/Mackey/Wilkins/Rogers

MOST CONSC. 100+ GAMES (*ROOKIE)

6	Raymond Berry, G5-10, 1960
4	Marvin Harrison, G12-15, 1999
4	Marvin Harrison, G5-8, 2000
4	Marvin Harrison, G2-5, 2002
4	Marvin Harrison, G9-12, 2002
4	Marvin Harrison, G4-7, 2003
3	Marvin Harrison, G1-3, 1999
3	Marvin Harrison, G1-3, 2000
2	(25 times) Last: Reggie Wayne, G12-13, 2010; *ROOKIE: Bill Brooks, G11-12, 1986; Marvin Harrison, G14-15, 1996

MOST TOUCHDOWNS (CAREER)

128	Marvin Harrison, 1996-08
80	Reggie Wayne, 2001-13
68	Raymond Berry, 1955-67
50	Jimmy Orr, 1961-70
48	Lenny Moore, 1956-67

MOST TOUCHDOWNS (CAREER) cont...

46	Dallas Clark, 2003-11
40	Jim Mutscheller, 1954-61
38	John Mackey, 1963-71
35	Marcus Pollard, 1995-04
29	Roger Carr, 1974-81

MOST TOUCHDOWNS (SEASON)

15	Marvin Harrison (2), 2001, 04
14	Raymond Berry, 1959
14	Marvin Harrison, 2000
12	Marvin Harrison (3), 1999, 2005-06
12	Reggie Wayne, 2004
11	Jimmy Orr, 1962
11	Roger Carr, 1976
11	Marvin Harrison, 2002
11	Dallas Clark, 2007
10	(7 times) Last: Dallas Clark/Reggie Wayne, 2009

MOST TOUCHDOWNS (ROOKIE)

8	Bill Brooks, 1986
8	Marvin Harrison, 1996
7	John Mackey, 1963
7	Austin Collie, 2009
7	T.Y. Hilton, 2012

MOST TOUCHDOWNS (GAME)

3	Jim Mutscheller at GBM, Oct. 13, 1957
3	Raymond Berry at Dal, Oct. 30, 1960
3	Raymond Berry vs. G.B., Nov. 6, 1960
3	Lenny Moore vs. Min, Oct. 1, 1961
3	Jimmy Orr vs. Was, Dec. 8, 1962
3	Jimmy Orr vs. LA Rams, Oct. 4, 1964
3	Roger Carr vs. Cin, Sept. 19, 1976
3	Marvin Harrison at K.C., Dec. 15, 1996
3	Ken Dilger vs. Mia, Dec. 14, 1997
3	Marvin Harrison at S.F., Oct. 18, 1998
3	Marvin Harrison at N.E., Sept. 19, 1999
3	Marvin Harrison vs. Min, Dec. 24, 2000
3	Marvin Harrison vs. Buf, Sept. 23, 2001
3	Marvin Harrison vs. Mia, Nov. 11, 2001
3	Marvin Harrison at N.O., Sept. 28, 2003
3	Brandon Stokley at Det, Nov. 25, 2004
3	Marvin Harrison at Det, Nov. 25, 2004
3	Reggie Wayne at Den, Oct. 29, 2006
3	Dallas Clark vs. Den, Dec. 13, 2009
3	T.Y. Hilton at Hou, Nov. 3, 2013

MOST TOUCHDOWNS (ROOKIE-GAME)

3	Marvin Harrison at K.C., Dec. 15, 1996
2	John Mackey vs. Min, Dec. 8, 1963
2	Preston Pearson at LA Rams, Dec. 15, 1968
2	Marshall Johnson at NYJ, Oct. 26, 1975
2	Anthony Gonzalez at Balt, Dec. 9, 2007
2	Austin Collie at Ten, Oct. 11, 2009
2	T.Y. Hilton at N.E., Nov. 18, 2012
2	Da'Rick Rogers at Cin, Dec. 8, 2013

MOST GAMES WITH TOUCHDOWNS (CAREER)

- 90 Marvin Harrison, 1996-08
- 71 Reggie Wayne, 2001-13
- 56 Raymond Berry, 1955-67
- 39 Lenny Moore, 1956-67
- 38 Dallas Clark, 2003-11
- 37 Jimmy Orr, 1961-70
- 34 Jim Mutscheller, 1954-61
- 33 John Mackey, 1963-71
- 33 Marcus Pollard, 1995-04
- 27 Bill Brooks, 1986-92

MOST GAMES WITH TOUCHDOWNS (SEASON)

- 11 Marvin Harrison, 2004
- 10 Raymond Berry, 1959
- 10 Marvin Harrison, 2000
- 10 Reggie Wayne, 2004
- 9 Marvin Harrison, 2001
- 9 Marvin Harrison, 2005
- 9 Reggie Wayne (2), 2007-09
- 8 (4 times) Last: Dallas Clark, 2007
- 7 (12 times) Last: Dallas Clark, 2009

MOST CONSC. GAMES RECEIVING TDS

- 7 Raymond Berry, G8-12-1959/G2-1960
- 5 Jim Mutscheller, G12-1956/G4-1957
- 5 Jim Mutscheller, G11-12-1958/G3-1959
- 5 Raymond Berry, G10-11-1958/G3-1959
- 5 Jimmy Orr, G12-14-1962/G2-1963
- 5 Raymond Berry, G5-9, 1965
- 5 Marvin Harrison, G10-14, 2004
- 5 Dallas Clark, G2-6, 2007
- 5 Reggie Wayne, G3-7, 2009
- 4 (9 times) Last: Austin Collie, G1-4, 2010

MOST SEASONS LEADING TEAM (*tied)

- 11 Marvin Harrison, 1996-97,98*,99-06
- 4 Raymond Berry, 1958-60,64*
- 4 Glenn Doughty, 1973*,74*,75*,77*
- 3 (9 times) Last: Dallas Clark, 2007,08*,09*

MOST CONSC. SEASONS LEADING TEAM (*tied)

- 11 Marvin Harrison, 1996-97,98*,99-06
- 3 Glenn Doughty, 1973*,74*,75*
- 3 Raymond Berry, 1958-60
- 3 Jim Mutscheller 1955-57
- 3 Willie Richardson, 1967-68,69*
- 3 Dallas Clark, 2007, 08*,09*

LONGEST RECEPTIONS

- 90t Carr from Jones vs. NYJ, Nov. 16, 1975
- 89t Mackey from Unitas at LA Rams, Oct. 30, 1966
- 89t Carr from Jones at Buf, Nov. 9, 1975
- 88t Matte from Unitas vs. Atl, Sept. 17, 1967
- 87t Garcon from Painter at T.B., Oct. 3, 2011
- 86t Pollard from Manning at N.O., Nov. 18, 2001

LONGEST RECEPTIONS cont...

- 85t Faulk from Harbaugh vs. Was, Oct. 23, 1994
- 84t Brooks from Trudeau at S.F., Oct. 5, 1986
- 84t Orr from Morrall at Atl, Sept. 22, 1968
- 83t Mackey from Unitas at Min, Sept. 18, 1966
- 82t Young from Shaw at G.B., Oct. 8, 1955
- 82t Moore from Unitas at S.F., Dec. 8, 1957
- 82t Verdin from Chandler at LA Rams, Sept. 17, 1989

LONGEST RECEPTIONS (ROOKIE)

- 85t Faulk from Jim Harbaugh vs. Wash, Oct. 23, 1994
- 84t Brooks from Jack Trudeau at S.F., Oct. 5, 1986
- 80t Wilkins from Peyton Manning at Phil, Nov. 21, 1999
- 78t Womble from Garry Kerkorian vs. S.F., Nov. 28, 1954
- 74t Turner from Lamar McHan vs. Min, Dec. 16, 1962
- 72 Brown from Peyton Manning at Ari, Sept. 27, 2009
- 70t Hilton from Andrew Luck vs. Hou, Dec. 30, 2012

HIGHEST AVERAGE (CAREER-100 REC)

- 19.3 Jimmy Orr, 1961-70
- 18.8 Roger Carr, 1974-81
- 17.1 Ray Butler, 1980-85
- 16.8 Jim Mutscheller, 1954-61
- 16.6 Lenny Moore, 1956-67
- 16.2 Glenn Doughty, 1972-79
- 15.3 Willie Richardson, 1963-69,71
- 14.7 T.Y. Hilton, 2012-13
- 14.7 Raymond Berry, 1955-67
- 14.4 Jessie Hester, 1990-93
- 14.3 Raymond Chester, 1973-77

HIGHEST AVERAGE (SEASON-30 REC)

- 25.9 Roger Carr, 1976
- 21.7 Jimmy Orr, 1964
- 21.0 Roger Carr, 1978
- 20.8 Lenny Moore, 1960
- 20.7 John Mackey, 1963
- 20.4 John Mackey, 1964
- 18.9 Willie Richardson, 1968
- 18.8 Jimmy Orr, 1965
- 18.7 Lenny Moore, 1958
- 18.1 Ray Butler, 1981

HIGHEST AVERAGE (ROOKIE-30 REC)

- 20.7 John Mackey, 1963
- 17.4 Bill Brooks, 1986
- 17.2 T.Y. Hilton, 2012
- 16.9 Ray Butler, 1980
- 15.8 Andre Rison, 1989
- 15.6 Anthony Gonzalez, 2007

HIGHEST AVERAGE (GAME-3 REC)

- 48.8 Raymond Berry at Dal, Oct. 30, 1960
- 42.0 Roger Carr at NYJ, Oct. 24, 1976
- 42.0 Marcus Pollard at N.O., Nov. 18, 2001
- 40.0 Torrance Small at Sea, Dec. 20, 1998
- 39.3 Lenny Moore vs. Chi, Oct. 4, 1958
- 36.3 Ray Butler vs. Mia, Sept. 27, 1981
- 36.3 Glenn Doughty at Det, Oct. 21, 1973
- 36.0 Bill Brooks vs. Den, Oct. 31, 1988
- 35.7 Lenny Moore vs. Min, Nov. 15, 1964
- 35.0 Lenny Moore vs. Chi, Oct. 2, 1960
- 35.0 Marshall Johnson at NYJ, Oct. 26, 1975

HIGHEST AVERAGE (ROOKIE-GAME-3 REC)

- 35.0 Marshall Johnson at NYJ, Oct. 26, 1975
- 28.8 John Mackey vs. Min, Dec. 8, 1963
- 28.3 Royce Womble vs. S.F., Nov. 22, 1954
- 28.3 T.Y. Hilton vs. Jax, Sept. 23, 2012
- 28.0 John Mackey at Min, Nov. 17, 1963
- 27.8 Terrence Wilkins at Phil, Nov. 21, 1999
- 27.8 T.Y. Hilton vs. Hou, Dec. 30, 2012

1,000-YARD SEASONS

- 8 Marvin Harrison, 1996-2008
- 8 Reggie Wayne, 2001-12
- 1 Raymond Berry, 1955-67
- 1 Roger Carr, 1974-81
- 1 Bill Brooks, 1986-92
- 1 Reggie Langhorne, 1992-93
- 1 Brandon Stokley, 2003-06
- 1 Dallas Clark, 2003-11
- 1 T.Y. Hilton, 2012-13

PLAYS FROM SCRIMMAGE

MOST ATTEMPTS (CAREER)

- 2544 Edgerrin James, 1999-05
- 1689 Lydell Mitchell, 1972-77
- 1686 Marshall Faulk, 1994-98
- 1451 Tom Matte, 1961-72
- 1432 Lenny Moore, 1956-67
- 1396 Eric Dickerson, 1987-91
- 1286 Joseph Addai, 2006-11
- 1154 Randy McMillan, 1981-86
- 1112 Marvin Harrison, 1996-08
- 1110 Reggie Wayne, 2001-13
- 1103 Don McCauley, 1971-81

MOST ATTEMPTS (SEASON)

- 450 Edgerrin James, 2000
- 431 Edgerrin James, 1999
- 424 Eric Dickerson, 1988
- 410 Marshall Faulk, 1998
- 404 Edgerrin James, 2005
- 385 Edgerrin James, 2004
- 372 Lydell Mitchell, 1977
- 366 Marshall Faulk, 1994
- 361 Edgerrin James, 2003
- 349 Lydell Mitchell, 1975, 1976

MOST ATTEMPTS (ROOKIE)

- 431 Edgerrin James, 1999
- 366 Marshall Faulk, 1994
- 267 Dominic Rhodes, 2001
- 266 Joseph Addai, 2006
- 240 Alan Ameche, 1955

ADMINISTRATION
COACHING STAFF
FOOTBALL OPERATIONS
BUSINESS OPERATIONS
PLAYERS
2013 SEASON IN REVIEW
COLTS HISTORY
RECORDS
COLTS IN THE COMMUNITY

**MOST ATTEMPTS (GAME)**

42	Lydell Mitchell at NYJ, Oct. 20, 1974
42	Edgerrin James vs. NYJ, Nov. 16, 2003
39	Eric Dickerson vs. Buf, Dec. 18, 1988
39	Edgerrin James at Sea, Oct. 15, 2000
39	Edgerrin James at Jax, Dec. 11, 2005
38	Dominic Rhodes at Buf, Nov. 4, 2001
38	Edgerrin James vs. Mia, Sept. 15, 2002
37	Lydell Mitchell at Sea, Sept. 18, 1977
37	Edgerrin James at Mia, Dec. 17, 2000
37	Edgerrin James at N.E., Nov. 7, 2005
36	Lydell Mitchell vs. Mia, Dec. 9, 1973
36	Lydell Mitchell vs. Mia, Dec. 14, 1975
36	Eric Dickerson vs. S.D., Nov. 8, 1987
36	Marshall Faulk at N.E., Sept. 13, 1998
36	Edgerrin James vs. NYJ, Nov. 12, 2000

MOST ATTEMPTS (ROOKIE-GAME)

38	Dominic Rhodes at Buf, Nov. 4, 2001
34	Edgerrin James vs. Dal, Oct. 31, 1999
33	Rodney Culver at N.E., Dec. 6, 1992
33	Edgerrin James at N.E., Sept. 19, 1999
33	Dominic Rhodes vs. S.F., Nov. 25, 2001
33	Dominic Rhodes vs. Den, Jan. 6, 2002

MOST SEASONS 200+ ATTEMPTS

6	Edgerrin James, 1999-00,02-05
5	Lydell Mitchell, 1973-77
5	Marshall Faulk, 1994-98
4	Eric Dickerson, 1987-89,91
3	Tom Matte, 1968-69,71
3	Curtis Dickey, 1980-81,83
3	Randy McMillan, 1983,85-86
3	Joseph Addai, 2006-07,09

CONSC. SEASONS 200+ ATTEMPTS

5	Lydell Mitchell, 1973-77
5	Marshall Faulk, 1994-98
4	Edgerrin James, 2002-05
3	Eric Dickerson, 1987-89
2	Addai/Ameche/Dickey/James/Matte/ McMillan/Washington

MOST YARDS (CAREER)

14608	Marvin Harrison, 1996-08
13566	Reggie Wayne, 2001-13
12065	Edgerrin James, 1999-05
11213	Lenny Moore, 1956-67
9275	Raymond Berry, 1955-67
8124	Marshall Faulk, 1994-98
8010	Lydell Mitchell, 1972-77
7515	Tom Matte, 1961-72
6276	Eric Dickerson, 1987-91
5901	Joseph Addai, 2006-11
5894	Bill Brooks, 1986-92

MOST YARDS (SEASON)

2303	Edgerrin James, 2000
2227	Marshall Faulk, 1998
2139	Edgerrin James, 1999
2036	Eric Dickerson, 1988
2031	Edgerrin James, 2004
1843	Edgerrin James, 2005
1804	Marshall Faulk, 1994

MOST YARDS (SEASON) cont...

1779	Lydell Mitchell, 1977
1755	Lydell Mitchell, 1976
1737	Lydell Mitchell, 1975
1732	Marvin Harrison, 2002
1667	Marvin Harrison, 1999
1634	Joe Washington, 1979
1605	Curtis Dickey, 1983

MOST YARDS (ROOKIE)

2139	Edgerrin James, 1999
1804	Marshall Faulk, 1994
1406	Joseph Addai, 2006
1328	Dominic Rhodes, 2001
1136	Bill Brooks, 1986
1102	Alan Ameche, 1955

MOST YARDS (GAME)

267	Marshall Faulk at Balt, Nov. 29, 1998
240	Anthony Johnson vs. N.E., Nov. 15, 1992
229	Eric Dickerson vs. T.B., Dec. 27, 1987
228	Edgerrin James at Sea, Oct. 15, 2000
226	Joseph Addai vs. N.E., Nov. 4, 2007
224	Raymond Berry at Was, Nov. 10, 1957
222	Marshall Faulk vs. St.L. Rams, Oct. 1, 1995
220	Marshall Faulk at NYJ, Dec. 7, 1997
220	Edgerrin James vs. Mia, Sept. 15, 2002
219	Lydell Mitchell vs. K.C., Nov. 30, 1975
217	Lenny Moore vs. Phil, Nov. 21, 1965
216	Alan Ameche vs. LA Rams, Nov. 25, 1956
216	Lydell Mitchell at S.D., Nov. 7, 1976
215	Edgerrin James at Chi, Nov. 21, 2004
213	Marshall Faulk vs. Was, Oct. 23, 1994
212	Lenny Moore vs. G.B., Oct. 28, 1956
212	Reggie Wayne vs. G.B., Oct. 7, 2012
210	Lenny Moore vs. Chi, Oct. 29, 1961
210	Roger Carr at NYJ, Oct. 24, 1976
209	Edgerrin James vs. Dal, Oct. 31, 1999
208	Lenny Moore at NYG, Nov. 9, 1958
208	Joseph Addai vs. Phil, Nov. 26, 2006
207	Eric Dickerson vs. Hou, Sept. 4, 1988
207	Edgerrin James vs. Min, Dec. 24, 2000
206	Edgerrin James at Hou, Dec. 28, 2003
203	Reggie Langhorne at Was, Oct. 7, 1993
202	George Wonsley vs. Det, Sept. 22, 1985
200	Marvin Harrison at S.D., Sept. 26, 1999
200	Reggie Wayne vs. Dal, Dec. 5, 2010

MOST YARDS (ROOKIE-GAME)

213	Marshall Faulk vs. Was, Oct. 23, 1994
212	Lenny Moore vs. G.B., Oct. 28, 1956
209	Edgerrin James vs. Dal, Oct. 31, 1999
208	Joseph Addai vs. Phil, Nov. 26, 2006
199	Edgerrin James vs. K.C., Nov. 7, 1999
199	Edgerrin James at Phil, Nov. 21, 1999
194	Alan Ameche vs. Chi, Sept. 25, 1955

MOST 1000+ SEASONS

8	Marvin Harrison, 1999-06
8	Reggie Wayne, 2004-12
6	Lenny Moore, 1957-61,64
6	Edgerrin James, 1999-00,02-05
5	Lydell Mitchell, 1973-77
5	Marshall Faulk, 1994-98
3	Tom Matte, 1963,67,69
3	Curtis Dickey, 1980-81,83
3	Eric Dickerson, 1987-89
3	Joseph Addai, 2006-07,09

MOST CONSC. 1000+ SEASONS

8	Marvin Harrison, 1999-06
7	Reggie Wayne, 2004-10
5	Lenny Moore, 1957-61
5	Lydell Mitchell, 1973-77
5	Marshall Faulk, 1994-98
4	Edgerrin James, 2002-05
3	Eric Dickerson, 1987-89

MOST 100+ GAMES (CAREER)

75	Edgerrin James, 1999-05
59	Marvin Harrison, 1996-07
47	Lenny Moore, 1956-67
42	Reggie Wayne, 2001-13
42	Lydell Mitchell, 1972-77
38	Marshall Faulk, 1994-98
29	Eric Dickerson, 1987-91
24	Raymond Berry, 1955-67
22	Tom Matte, 1961-72
19	Joseph Addai, 2006-11
18	Jimmy Orr, 1961-70
18	Curtis Dickey, 1980-85

MOST 100+ GAMES (SEASON)

15	Edgerrin James, 2000
13	Marshall Faulk, 1998
13	Edgerrin James, 2004
13	Edgerrin James, 2005
12	Edgerrin James, 1999
11	Lydell Mitchell, 1976
11	Lydell Mitchell, 1977
10	Lydell Mitchell, 1975
10	Eric Dickerson, 1988
10	Marvin Harrison, 2002
10	Edgerrin James, 2003

MOST 100+ GAMES (ROOKIE)

12	Edgerrin James, 1999
9	Marshall Faulk, 1994
6	Joseph Addai, 2006
5	Dominic Rhodes, 2001
5	T.Y. Hilton, 2012
4	Randy McMillan, 1981
3	Ameche/Dickey/Lorick/Potts/Rison
2	Brooks/Culver/Gonzalez/ Harrison/Moore/Perkins/Vessels

MOST CONSC. 100+ GAMES

16	Lydell Mitchell, G8-14-1975/ G1-9-1976
13	Edgerrin James, G1-13, 2005
12	Edgerrin James, G1-12, 2000

**MOST CONSC. 100+ GAMES cont...**

10	Edgerrin James, G4-13, 2004
9	Marshall Faulk, G6-14, 1998
9	Edgerrin James, G7-15, 1999
7	Tom Matte, G5-11, 1969
6	Raymond Berry, G5-10, 1960
6	Edgerrin James, G4-6-2001/ G1-3-2002

5	Eric Dickerson, G14-16-1988/ G1-2-1989
5	Marshall Faulk, G-14-16-1997/ G1-2-1998
5	Edgerrin James, G14-16-2000/ G1-2-2001
5	Edgerrin James, G10-14, 2003
4	Addai/Dickerson (2)/Dickey/Faulk/ Harrison (5)/James/Mitchell (2)/ Moore (2)

MOST CONSC. 100+ GAMES (ROOKIE)

9	Edgerrin James, G7-15, 1999
3	Marshall Faulk, G8-10, 1994
3	Tony Loric, G7-9, 1964
2	Addai/Ameche/Brooks/Harrison/ McMillan/Moore/Rhodes

MOST 150+ GAMES (CAREER)

25	Edgerrin James, 1999-05
16	Lenny Moore, 1956-67
13	Marshall Faulk, 1994-98
12	Eric Dickerson, 1987-91
11	Lydell Mitchell, 1972-77
10	Marvin Harrison, 1996-07
8	Raymond Berry, 1955-67
7	Reggie Wayne, 2001-12
6	Albert Bentley, 1985-91
4	Jimmy Orr, 1961-70
4	Tom Matte, 1961-72
3	Addai/Ameche/Carr/Dickey/Rhodes/ Washington

MOST 150+ GAMES (SEASON)

7	Edgerrin James, 2000
6	Marshall Faulk, 1998
5	Lenny Moore, 1958
5	Eric Dickerson, 1988
5	Edgerrin James, 2004
4	Eric Dickerson, 1989
4	Edgerrin James, 1999
3	(8 times) Last: Edgerrin James, 2005

MOST 150+ GAMES (ROOKIE)

4	Edgerrin James, 1999
3	Marshall Faulk, 1994
3	Dominic Rhodes, 2001
2	Alan Ameche, 1955
1	Addai/Brooks/McMillan/Moore

MOST 1500+ SEASONS

5	Edgerrin James, 1999-00, 03-05
4	Marshall Faulk, 1994-95, 97-98
3	Lydell Mitchell, 1975-77
3	Marvin Harrison, 1999, 01-02
2	Eric Dickerson, 1988-89

MOST 1500+ SEASONS cont...

1	Lenny Moore, 1958
1	Joe Washington, 1979
1	Curtis Dickey, 1983
1	Reggie Wayne, 2007

**PCT. OF NET YARDAGE
SEASONAL LEADERS**

43.5	Marshall Faulk, 1998 (2227-5116)
41.8	Eric Dickerson, 1988 (2036-4870)
40.9	Marshall Faulk, 1994 (1804-4413)
38.8	Lydell Mitchell, 1977 (1779-4588)
38.6	Lydell Mitchell, 1975 (1737-4498)
37.5	Edgerrin James, 2000 (2303-6141)
37.4	Edgerrin James, 1999 (2139-5726)
33.9	Lydell Mitchell, 1974 (1301-3843)
33.8	Lenny Moore, 1958 (1536-4539)
33.7	Joe Washington, 1979 (1634-4846)
33.7	Lydell Mitchell, 1976 (1755-5236)
32.5	Joe Washington, 1978 (1333-4107)
32.0	Curtis Dickey, 1983 (1605-5018)

SACKS

*(SINCE 1982)

MOST (CAREER)

111.0	Robert Mathis, 2003-13
107.5	Dwight Freeney, 2002-12
50.0	Duane Bickett, 1985-93
40.0	Donnell Thompson, 1981-91
37.0	Chad Bratzke, 1999-03

MOST (SEASON)

19.5	Robert Mathis, 2013
16.0	Dwight Freeney, 2004
13.5	Dwight Freeney, 2009
13.0	Dwight Freeney, 2002
12.0	Chad Bratzke, 1999
11.5	Johnie Cooks, 1984
11.5	Robert Mathis, 2005
11.5	Robert Mathis, 2008
11.0	(4 times) Last: Robert Mathis, 2010

MOST (ROOKIE)

13.0	Dwight Freeney, 2002
11.0	Vernon Maxwell, 1983
6.0	Duane Bickett, 1985
5.0	Jon Hand, 1986
4.5	Ellis Johnson, 1995

MOST (GAME)

4.5	Johnie Cooks at LA Raid, Nov. 25, 1984
4.0	Chip Banks vs. Cle, Sept. 6, 1992
4.0	Duane Bickett at NYJ, Nov. 1, 1987
3.5	Duane Bickett at N.E., Dec. 6, 1992
3.0	(20 times) Last: Robert Mathis at Jax, Sept. 29, 2013

MOST (ROOKIE-GAME)

3.0	Vernon Maxwell vs. Den, Sept. 11, 1983
2.0	(8 times) Last: Robert Mathis vs. Ten, Sept. 14, 2003

MOST GAMES SACKS (CAREER)

85	Robert Mathis, 2003-13
81	Dwight Freeney, 2002-12
38	Duane Bickett, 1985-93
38	Donnell Thompson, 1982-91
32	John Hand, 1986-93

MOST GAMES SACKS (SEASON)

12	Robert Mathis, 2013
11	Dwight Freeney, 2009
11	Robert Mathis, 2005
10	Dwight Freeney, 2002
9	Dwight Freeney, 2004
9	Dwight Freeney, 2005

MOST GAMES MULTI-SACKS (CAREER)

27	Robert Mathis, 2003-13
25	Dwight Freeney, 2002-12
10	Duane Bickett, 1986-93
10	Chad Bratzke, 1999-01
6	(4 times) Last: Ellis Johnson, 1997-01

MOST GAMES MULTI-SACKS (SEASON)

7	Robert Mathis, 2013
5	Chad Bratzke, 1999
5	Dwight Freeney, 2004
4	Robert Mathis, 2006
4	Robert Mathis, 2008
3	(13 times) Last: Dwight Freeney, 2011

INTERCEPTIONS**MOST (CAREER)**

57	Bobby Boyd, 1960-68
37	Don Shinnick, 1957-68
34	Jerry Logan, 1963-72
34	Eugene Daniel, 1984-96
32	Andy Nelson, 1957-63
31	Rick Volk, 1967-75
27	Milt Davis, 1957-60
27	Mike Prior, 1987-92
25	Stan White, 1972-79
24	Bert Rechichar, 1953-59

MOST (SEASON)

11	Tom Keane, 1953
10	Milt Davis, 1957
10	Lyle Blackwood, 1977
9	Bobby Boyd, 1964
9	Bobby Boyd, 1965
8	Andy Nelson, 1958
8	Ray Brown, 1958
8	Bobby Boyd, 1968
8	Charlie Stukes, 1971
8	Stan White, 1975
8	Eugene Daniel, 1985
8	Ray Buchanan, 1994

MOST (ROOKIE)

10	Milt Davis, 1957
8	Ray Brown, 1958
7	Bobby Boyd, 1960
6	Rick Volk, 1967
6	Eugene Daniel, 1984

ADMINISTRATION

COACHING
STAFFFOOTBALL
OPERATIONSBUSINESS
OPERATIONS

PLAYERS

2013 SEASON
IN REVIEWCOLTS
HISTORY

RECORDS

COLTS IN THE
COMMUNITY

MOST (GAME)

- 3 Bert Rechichar vs. Chi, Sept. 27, 1953
- 3 Tom Keane at Phil, Nov. 15, 1953
- 3 Tom Keane at LA Rams, Dec. 4, 1954
- 3 Gary Glick at Was, Nov. 26, 1961
- 3 Jerry Logan at NYJ, Oct. 18, 1970
- 3 Jackie Wallace at N.E., Sept. 12, 1976
- 3 Lyle Blackwood vs. NYJ, Nov. 20, 1977
- 3 Eugene Daniel vs. G.B., Oct. 27, 1985
- 3 Leonard Coleman vs. N.O., Oct. 12, 1986
- 3 Mike Prior vs. Pho, Dec. 20, 1992

MOST (ROOKIE-GAME)

- 2 (15 times) Most: Milt Davis (3)/ Ray Brown (3)/Bobby Boyd (2)/ Last: Clint Session at S.D., Nov. 11, 2007

MOST GAMES INTERCEPTIONS (CAREER)

- 48 Bobby Boyd, 1960-68
- 31 Jerry Logan, 1963-72
- 30 Eugene Daniel, 1984-96
- 29 Rick Volk, 1967-75
- 28 Don Shinnick, 1957-68
- 26 Andy Nelson, 1957-63
- 24 Mike Prior, 1987-92
- 21 Bert Rechichar, 1953-59
- 21 Milt Davis, 1957-60
- 20 Stan White, 1972-79

MOST GAMES INTERCEPTIONS (SEASON)

- 8 Bobby Boyd, 1964
- 7 Tom Keane, 1953
- 7 Milt Davis, 1957
- 7 Bobby Boyd, 1962, 65
- 7 Ray Buchanan, 1994
- 6 (Many times) Last: Mike Prior, 1992

MOST GAMES INTERCEPTIONS (ROOKIE)

- 7 Milt Davis, 1957
- 6 Eugene Daniel, 1984
- 5 Ray Brown, 1958
- 5 Bobby Boyd, 1960
- 5 Rick Volk, 1967

MOST CONSC. GAMES INTERCEPTIONS (CAREER)

- 5 Ray Buchanan, G10-14, 1994
- 4 Carl Taseff, G8-11, 1958
- 4 Don Shinnick, G11-12-1959/ G1-2-1960
- 4 Charlie Stukes, G2-5, 1971
- 3 (24 times) Last: Ray Buchanan, G12-14, 1994

MOST CONSC. GAMES INTERCEPTIONS (ROOKIE)

- 3 Milt Davis, G1-3, 1957
- 3 Don Shinnick, G1-3, 1957
- 3 Eugene Daniel, G13-15, 1984
- 2 (Many times) Last: Jason David, G12-13, 2004

MOST GAMES 2+ INTERCEPTIONS (CAREER)

- 9 Bobby Boyd, 1960-68
- 9 Don Shinnick, 1957-68
- 6 Milt Davis, 1957-60
- 6 Andy Nelson, 1957-63
- 5 Stan White, 1972-79
- 4 Tom Keane, 1953-54
- 4 Charlie Stukes, 1967-72
- 3 Blackwood/Brown/Daniel/ June/Thompson

MOST GAMES 2+ INTERCEPTIONS (ROOKIE)

- 3 Milt Davis, 1957
- 3 Ray Brown, 1958
- 2 Bobby Boyd, 1960
- 1 Braziel/Daniel/Eggers/Jones/Nelson/ Session/Volk

MOST YARDS RETURNED (CAREER)

- 994 Bobby Boyd, 1960-68
- 518 Rick Volk, 1967-75
- 418 Eugene Daniel, 1984-96
- 410 Milt Davis, 1957-60
- 397 Jerry Logan, 1963-72
- 379 Bruce Laird, 1972-81
- 372 Lyle Blackwood, 1977-80
- 365 Andy Nelson, 1957-63
- 351 Mike Prior, 1987-92
- 348 Stan White, 1972-79

MOST YARDS RETURNED (SEASON)

- 225 Keith Taylor, 1989
- 221 Ray Buchanan, 1994
- 219 Milt Davis, 1957
- 199 Andy Nelson, 1958
- 185 Bobby Boyd, 1964
- 163 Bobby Boyd, 1962
- 163 Lyle Blackwood, 1977
- 160 Bobby Boyd, 1968
- 154 Rick Volk, 1968
- 149 Ray Brown, 1958

MOST YARDS RETURNED (ROOKIE)

- 219 Milt Davis, 1957
- 149 Ray Brown, 1958
- 145 Rick Volk, 1967
- 132 Bobby Boyd, 1960
- 94 James Burroughs, 1982

MOST YARDS RETURNED (GAME) *ROOKIE

- 121 * Milt Davis at Chi, Nov. 17, 1957
- 116 Andy Nelson vs. G.B., Nov. 2, 1958
- 113 Ray Buchanan at N.E., Dec. 11, 1994
- 107 Kelvin Hayden vs. Cin, Dec. 7, 2008
- 97 Eugene Daniel vs. NYJ, Oct. 29, 1995
- 94 * Rick Volk at Chi, Oct. 8, 1967
- 94 * James Burroughs at Min, Dec. 12, 1982
- 90 Rick Volk at S.F., Oct. 13, 1968
- 90 * Steve Emtman at Mia, Oct. 25, 1992
- 84 * Bobby Boyd vs. Det, Dec. 4, 1960

HIGHEST RETURN AVERAGE (CAREER-12 INT)

- 22.5 Jason Belsler, 1992-00
- 22.2 Ray Buchanan, 1993-94
- 19.9 Bruce Laird, 1972-81
- 19.6 Lyle Blackwood, 1977-80
- 18.3 Ray Brown, 1958-60
- 17.4 Bobby Boyd, 1960-68
- 16.7 Rick Volk, 1967-75
- 15.2 Milt Davis, 1957-60
- 14.0 Don Shula, 1953-56

HIGHEST RETURN AVERAGE (SEASON-3 INT)

- 47.3 Eugene Daniel, 1995
- 45.0 Kelvin Hayden, 2008
- 36.5 Lyle Blackwood, 1978
- 32.1 Keith Taylor, 1989
- 32.0 Gary Brackett, 2007
- 31.5 Jackie Wallace, 1975
- 30.3 Nick Harper, 2003
- 27.6 Ray Buchanan, 1994
- 25.7 Wendell Harris, 1965
- 25.7 Rick Volk, 1968

HIGHEST RETURN AVERAGE (ROOKIE-3 INT)

- 24.2 Rick Volk, 1967
- 21.9 Milt Davis, 1957
- 18.9 Bobby Boyd, 1960
- 18.6 Ray Brown, 1958
- 17.7 Jacob Lacey, 2009

HIGHEST RETURN AVERAGE (GAME-2INT) *ROOKIE

- 60.5 * Milt Davis at Chi, Nov. 17, 1957
- 58.0 Andy Nelson vs. G.B., Nov. 2, 1958
- 56.5 Ray Buchanan at N.E., Dec. 11, 1994
- 53.5 Kelvin Hayden vs. Cin, Dec. 7, 2008
- 42.0 * Bobby Boyd vs. Det, Dec. 4, 1960
- 41.0 Keith Taylor vs. Buf, Oct. 8, 1989
- 39.5 * Milt Davis at S.F., Dec. 8, 1957
- 37.0 Gary Brackett at Balt, Dec. 9, 2007
- 31.5 Wendell Harris vs. Det, Oct. 10, 1965
- 31.0 Darius Butler at Jax, Nov. 8, 2012
- 27.5 * Ray Brown vs. Chi, Oct. 4, 1958
- 27.5 Bobby Boyd vs. Atl, Dec. 1, 1968

LONGEST RETURN (*ROOKIE)

- 97t Eugene Daniel vs. NYJ, Oct. 29, 1995
- 94t * Rick Volk at Chi, Oct. 8, 1967
- 94t * James Burroughs at Min, Dec. 12, 1982
- 90t Rick Volk at S.F., Oct. 13, 1968
- 90t * Steve Emtman at Mia, Oct. 25, 1992
- 90t Ray Buchanan at N.E., Dec. 11, 1994
- 85t Kelvin Hayden vs. Cin, Dec. 7, 2008
- 83t Matt Giordano vs. N.O., Sept. 6, 2007
- 80t John Holt vs. S.D., Nov. 30, 1986
- 80t Keith Taylor vs. Buf, Oct. 8, 1989

MOST TOUCHDOWNS (CAREER)

- 5 Jerry Logan, 1963-72
- 4 Bobby Boyd, 1960-68
- 3 Milt Davis, 1957-60

**MOST TOUCHDOWNS (CAREER)** cont...

- 3 Andy Nelson, 1957-63
- 3 Ray Buchanan, 1993-94
- 3 Eugene Daniel, 1984-96
- 3 Jason Belsler, 1992-00
- 3 Kelvin Hayden, 2005-10
- 3 Darius Butler, 2012-13
- 2 Blackwood/Burris/Curtis/Haymond/June/Lyles/Wallace/White/Powers/Lacey

MOST TOUCHDOWNS (SEASON)***ROOKIE**

- 3 Ray Buchanan, 1994
- 2 *Milt Davis, 1957
- 2 Jerry Logan, 1965, 70
- 2 Jackie Wallace, 1975
- 2 Lyle Blackwood, 1978
- 2 Jason Belsler, 1996
- 2 Cato June, 2005
- 2 Kelvin Hayden, 2010

***ROOKIES** with 1 (Brazil/Burroughs/
David/Emtman/Hutchins/Lacey/Volk)

CONSC. GAMES WITH TOUCHDOWNS

- 2 Ray Buchanan, G13-14, 1994

PUNTING**MOST (CAREER)**

- 985 Rohn Stark, 1982-94
- 838 David Lee, 1966-78
- 577 Hunter Smith, 1999-08
- 366 Pat McAfee, 2009-13
- 277 Chris Gardocki, 1995-98
- 232 Tom Gilburg, 1961-65
- 119 Cotton Davidson, 1954, 57
- 99 Bucky Dilts, 1979
- 95 Ray Brown, 1958-60
- 82 Mike Bragg, 1980

MOST (SEASON)

- 99 Bucky Dilts, 1979
- 98 Rohn Stark, 1984
- 92 David Lee, 1978
- 91 Rohn Stark, 1983
- 88 Pat McAfee, 2011
- 86 David Lee, 1975
- 83 Rohn Stark, 1992, 93
- 82 David Lee, 1977
- 82 Mike Bragg, 1980
- 82 Rohn Stark, 1991

MOST (ROOKIE)

- 72 Cotton Davidson, 1954
- 64 Pat McAfee, 2009
- 58 Hunter Smith, 1999
- 54 Ray Brown, 1958
- 51 Dave Sherer, 1959
- 49 David Lee, 1966

MOST (GAME)

- 12 David Lee at NYJ, Sept. 25, 1977
- 12 Chris Gardocki at Buf, Oct. 6, 1996
- 11 Cotton Davidson at Chi, Oct. 10, 1954

MOST (GAME) cont...

- 11 Joe Don Looney at S.F., Nov. 29, 1964
- 11 David Lee at Mia, Nov. 11, 1973
- 11 David Lee at N.E., Oct. 19, 1975
- 10 Ray Brown at S.F., Dec. 18, 1960
- 10 David Lee at Buf, Dec. 1, 1974
- 10 David Lee at NYG, Dec. 7, 1975
- 10 Bucky Dilts at K.C., Sept. 2, 1979
- 10 Rohn Stark at Den, Dec. 11, 1983
- 10 Rohn Stark at LA Raid, Nov. 25, 1984
- 10 Rohn Stark at N.E., Oct. 2, 1988
- 10 Rohn Stark at N.E., Dec. 8, 1991

MOST (ROOKIE-GAME)

- 11 Cotton Davidson at Chi, Oct. 10, 1954
- 11 Joe Don Looney at S.F., Nov. 29, 1964
- 9 Ray Brown at Chi, Nov. 16, 1958
- 9 David Lee vs. LA Rams, Nov. 27, 1966
- 8 (3 times) Last: Cotton Davidson vs. Det., Nov. 6, 1954

MOST PUNT YARDS (CAREER)

- 43162 Rohn Stark, 1982-94
- 34019 David Lee, 1966-78
- 25040 Hunter Smith, 1999-08
- 16685 Pat McAfee, 2009-13
- 12403 Chris Gardocki, 1995-98

MOST PUNT YARDS (SEASON)

- 4383 Rohn Stark, 1984
- 4124 Rohn Stark, 1983
- 4098 Pat McAfee, 2011
- 3716 Rohn Stark, 1992
- 3657 Bucky Dilts, 1979
- 3595 Rohn Stark, 1993
- 3584 Rohn Stark, 1985
- 3583 Chris Gardocki, 1998
- 3520 Pat McAfee, 2012
- 3513 David Lee, 1978
- 3499 Pat McAfee, 2013
- 3492 Rohn Stark, 1991
- 3432 Rohn Stark, 1986

MOST PUNT YARDS (ROOKIE)

- 2837 Pat McAfee, 2009
- 2678 Cotton Davidson, 1954
- 2467 Hunter Smith, 1999
- 2233 David Lee, 1966
- 2132 Dave Sherer, 1959

MOST PUNT YARDS (GAME)

- 551 Chris Gardocki at Buf, Oct. 6, 1996
- 462 Rohn Stark at Den, Dec. 11, 1983
- 456 Rohn Stark at N.E., Oct. 2, 1988
- 451 Pat McAfee vs. Atl, Nov. 6, 2011
- 445 Joe Don Looney at S.F., Nov. 29, 1964
- 444 Rohn Stark at LA Raid, Nov. 25, 1984
- 440 Pat McAfee vs. Den, Oct. 20, 2013
- 425 Cotton Davidson at Chi, Oct. 10, 1954
- 423 Bucky Dilts at K.C., Sept. 2, 1979
- 413 Rohn Stark at N.E., Dec. 8, 1991
- 409 David Lee vs. LA Rams, Nov. 27, 1966
- 406 Pat McAfee vs. Mia, Sept. 15, 2013
- 405 Ray Brown at Chi, Nov. 16, 1958

MOST PUNT YARDS (GAME-ROOKIE)

- 445 Joe Don Looney at S.F., Nov. 29, 1964
- 425 Cotton Davidson at Chi, Oct. 10, 1954
- 409 David Lee vs. LA Rams, Nov. 27, 1966
- 405 Ray Brown at Chi, Nov. 16, 1958
- 339 Pat McAfee vs. N.E., Nov. 15, 2009

HIGHEST AVERAGE (CAREER-75 MIN)

- 45.6 Pat McAfee, 2009-13
- 44.8 Chris Gardocki, 1995-98
- 43.8 Rohn Stark, 1982-94
- 43.4 Hunter Smith, 1999-08
- 41.4 Tom Gilburg, 1961-65
- 40.6 David Lee, 1966-78
- 39.4 Mike Garrett, 1981
- 39.2 Ray Brown, 1958-60
- 39.1 Mike Bragg, 1980
- 36.9 Bucky Dilts, 1979

HIGHEST AVERAGE (SEASON-32 MIN)

- 48.2 Pat McAfee, 2012
- 46.6 Pat McAfee, 2011
- 46.0 Pat McAfee, 2013
- 45.9 Rohn Stark, 1985
- 45.7 Chris Gardocki, 1996
- 45.6 David Lee, 1966
- 45.4 Chris Gardocki, 1998
- 45.3 Rohn Stark, 1983
- 45.3 Chris Gardocki, 1997
- 45.3 David Lee, 1969
- 45.2 Rohn Stark, 1986
- 45.2 Hunter Smith, 2004
- 44.8 Rohn Stark, 1992

HIGHEST AVERAGE (ROOKIE-32 MIN)

- 45.6 David Lee, 1966
- 44.4 Rohn Stark, 1982 (9-game season)
- 44.3 Pat McAfee, 2009
- 43.0 Tom Gilburg, 1961
- 42.5 Hunter Smith, 1999

HIGHEST AVERAGE (GAME-3 MIN)***ROOKIE**

- 57.7 Hunter Smith at Hou, Sept. 23, 2007
- 56.5 Hunter Smith at K.C., Sept. 3, 2000
- 56.3 *David Lee vs. S.F., Sept. 25, 1966
- 56.2 Rohn Stark vs. Den, Oct. 13, 1985
- 55.4 Pat McAfee vs. K.C., Oct. 9, 2011
- 54.5 Rohn Stark at N.E., Sept. 4, 1983
- 54.3 Hunter Smith vs. N.E., Nov. 2, 2008
- 54.0 Tom Gilburg vs. S.F., Oct. 3, 1965
- 53.7 *David Lee at Chi, Oct. 9, 1966
- 53.6 Pat McAfee vs. Min, Sept. 16, 2012
- 53.3 Chris Gardocki vs. Cin, Dec. 13, 1998
- 53.3 Hunter Smith vs. N.E., Nov. 4, 2007
- 53.3 Pat McAfee vs. Ten, Dec. 9, 2012

Other 50.0+ Rookie:

- Lee at Min, Sept. 18, 1966;
- Stark at S.D., Dec. 26, 1982;
- Smith vs. Wash, Dec. 19, 1999

ADMINISTRATION

COACHING
STAFFFOOTBALL
OPERATIONSBUSINESS
OPERATIONS

PLAYERS

2013 SEASON
IN REVIEWCOLTS
HISTORY

RECORDS

COLTS IN THE
COMMUNITY

**40.0+ GAMES (CAREER-3 PUNT MIN)**

143	Rohn Stark, 1982-94
96	David Lee, 1966-78
89	Hunter Smith, 1999-08
63	Pat McAfee, 2009-13
46	Chris Gardocki, 1995-98
30	Tom Gilburg, 1961-65

40.0+ GAMES (SEASON-3 PUNT MIN)

16	Pat McAfee, 2011
15	Chris Gardocki, 1998
14	Rohn Stark, 1983
14	Pat McAfee, 2012
14	Pat McAfee, 2013
13	Rohn Stark, 1984-85, 92-93
13	Hunter Smith, 2001
12	David Lee, 1979
12	Rohn Stark, 1986, 89-90
12	Chris Gardocki, 1997
11	Chris Gardocki, 1996
11	Hunter Smith, 2004
11	Pat McAfee, 2009

50.0+ GAMES (CAREER-3 PUNT MIN)

15	Rohn Stark, 1982-94
14	Hunter Smith, 1999-08
11	Pat McAfee, 2009-13
6	David Lee, 1966-78
4	Chris Gardocki, 1995-98
3	Tom Gilburg, 1961-65
1	Mike Garrett, 1981

50.0+ GAMES (SEASON-3 PUNT MIN)

5	Pat McAfee, 2012
3	David Lee, 1966
3	Rohn Stark, 1992
3	Hunter Smith (2), 2001,07
2	Tom Gilburg, 1962
2	Rohn Stark (2), 1983,93
2	Chris Gardocki, 1998
2	Hunter Smith (2), 2000,08
2	Pat McAfee, 2013

PUNTS BLOCKED (CAREER)

11	David Lee, 1966-78
7	Rohn Stark, 1982-94
5	Hunter Smith, 1999-08
3	Pat McAfee, 2009-13
2	Bragg/Dilts
1	Colquitt/Davidson

PUNTS BLOCKED (SEASON)

2	David Lee (3), 1973,77,78
2	Bucky Dilts, 1979
2	Mike Bragg, 1980
2	Rohn Stark (2), 1985,87
2	Hunter Smith, 1999

PUNTS BLOCKED (GAME)

2	David Lee at Mia, Nov. 11, 1973
---	---------------------------------

MOST TOUCHBACKS (CAREER)

111	Rohn Stark, 1982-94
79	David Lee, 1966-78

MOST TOUCHBACKS (CAREER) cont...

61	Hunter Smith, 1999-08
31	Pat McAfee, 2009-13
25	Chris Gardocki, 1995-98
11	Tom Gilburg, 1961-65
8	Ray Brown, 1958-60
5	Bragg/Davidson/Dilts

MOST TOUCHBACKS (SEASON)

14	Rohn Stark, 1985
13	Rohn Stark, 1993
12	David Lee, 1967
12	Rohn Stark, 1982
12	Hunter Smith, 2001

MOST TOUCHBACKS (ROOKIE)

12	Rohn Stark, 1982
8	Hunter Smith, 1999
6	Pat McAfee, 2009
4	Brown/Sherer

MOST TOUCHBACKS (GAME)

4	Rohn Stark at Buf, Oct. 20, 1985
4	Rohn Stark vs. Mia, Nov. 6, 1993
4	Rohn Stark at T.B., Sept. 11, 1994
3	(9 times) Stark (4)/Lee (2)/Davidson/Looney/Smith

MOST INSIDE 20 (CAREER, since 1976)

224	Rohn Stark, 1982-94
193	Hunter Smith, 1999-08
116	Pat McAfee, 2009-13
80	Chris Gardocki, 1995-98
56	David Lee, 1966-78

MOST INSIDE 20 (SEASON)

27	Pat McAfee, 2013
26	Hunter Smith, 2002
26	Pat McAfee, 2012
24	Rohn Stark, 1990
23	Rohn Stark, 1986
23	Chris Gardocki (2), 1996,98
23	Hunter Smith (2), 2005,08
22	Mike Bragg, 1980
22	Rohn Stark (2), 1992,94
21	(8 times) Last: Pat McAfee, 2011

MOST INSIDE 20 (GAME)

6	Pat McAfee vs. Den, Oct. 20, 2013
5	David Lee at St.L, Dec. 4, 1976
5	Rohn Stark at N.E., Nov. 11, 1990

LONGEST PUNTS

76	David Lee at NYG, Oct. 17, 1971
72	Rohn Stark at Mia, Sept. 23, 1984
72	Chris Gardocki at S.D., Oct. 27, 1997
69	Rohn Stark at Buf, Dec. 2, 1984
69	Chris Gardocki at Buf, Sept. 17, 1995 (twice)
69	Hunter Smith vs. Balt, Oct. 13, 2002
68	David Lee vs. N.O., Dec. 10, 1967
68	Rohn Stark at Den, Dec. 11, 1983
68	Rohn Stark vs. Den, Oct. 13, 1985
67	David Lee at Sea, Nov. 12, 1978
67	Rohn Stark at Buf, Sept. 18, 1983

LONGEST PUNTS (ROOKIE)

64	Joe Don Looney at Det, Oct. 25, 1964
64	David Lee vs. S.F., Sept. 25, 1966
64	David Lee at LA Rams, Oct. 30, 1966
62	Joe Don Looney at LA Rams, Nov. 22, 1964
61	Tom Gilburg vs. LA Rams, Sept. 17, 1961
61	Hunter Smith vs. Wash, Dec. 19, 1999

PUNT RETURNS MOST (CAREER)

156	Clarence Verdin, 1988-93
119	Terrence Wilkins, 1999-01, 03, 06
112	Carl Taseff, 1953-61
109	Howard Stevens, 1975-77
108	Alvin Haymond, 1964-67
83	Rick Volk, 1967-75
78	Nesby Glasgow, 1979-87
74	Troy Walters, 2002-05
71	Bert Rechichar, 1953-59
64	Jerry Logan, 1963-72
60	Bruce Laird, 1972-81

MOST (SEASON) *ROOKIE

44	*Nesby Glasgow, 1979
42	*Dewell Brewer, 1994
41	Alvin Haymond, 1965
41	*Terrence Wilkins, 1999
40	Alvin Haymond, 1966
40	Robbie Martin, 1985
39	Howard Stevens, 1976
36	Howard Stevens, 1975
35	Troy Walters, 2002
34	*Bruce Laird, 1972
34	Howard Stevens, 1977
31	Clarence Verdin, 1990

MOST (GAME)

9	Nesby Glasgow at K.C., Sept. 2, 1979
8	Howard Stevens vs. T.B., Oct. 3, 1976
7	Alvin Haymond vs. Det, Oct. 10, 1965
7	Alvin Haymond vs. LA Rams, Nov. 27, 1966
7	Larry Anderson vs. Den, Sept. 11, 1983
7	Robbie Martin at S.F., Oct. 5, 1986
6	(10 times) Last: Jamie Silva vs. S.F., Nov. 1, 2009

MOST (ROOKIE-GAME)

9	Nesby Glasgow at K.C., Sept. 2, 1979
6	Bruce Laird vs. Buf, Dec. 3, 1972
5	(9 times) Last: Nate Jacquet at NYJ, Dec. 14, 1997
4	(24 times) Last: T.Y. Hilton vs. Buf, Nov. 25, 2012

MOST YARDAGE (CAREER)

1537	Clarence Verdin, 1988-93
1065	Terrence Wilkins, 1999-01, 03, 06
1012	Howard Stevens, 1975-77
911	Alvin Haymond, 1964-67
826	Carl Taseff, 1953-61
643	Nesby Glasgow, 1979-87

**MOST YARDAGE (CAREER)** cont...

594	Jerry Logan, 1963-72
587	Troy Walters, 2002-05
552	Robbie Martin, 1985-86
521	Rick Volk, 1967-75
459	T.Y. Hilton 2012-13
405	Bruce Laird, 1972-81
405	Ron Gardin, 1970-71

MOST YARDAGE (SEASON) *ROOKIE

443	Robbie Martin, 1985
403	Alvin Haymond, 1965
396	Howard Stevens, 1975
396	Clarence Verdin, 1990
388	*Terrence Wilkins, 1999
352	*Nesby Glasgow, 1979
347	Alvin Haymond, 1966
339	*Dewell Brewer, 1994
330	*Ron Gardin, 1970
315	Howard Stevens, 1976
303	*Bruce Laird, 1972
300	*T.Y. Hilton, 2012

MOST YARDS (GAME)

148	Carl Taseff at GBM, Oct. 14, 1956
141	Ray Buchanan vs. S.D., Nov. 3, 1996
124	Clarence Verdin at N.E., Nov. 11, 1990
111	T.Y. Hilton, vs. Buf, Nov. 25, 2012
110	Ron Gardin vs. Mia, Nov. 1, 1970
107	Dewell Brewer vs. Mia, Dec. 18, 1994
106	Robbie Martin vs. Mia, Nov. 17, 1985
102	Marvin Harrison at NYJ, Sept. 8, 1996
97	Alvin Haymond vs. S.F., Sept. 25, 1966
97	Clarence Verdin at Mia, Oct. 25, 1992
96	Clarence Verdin vs. N.E., Nov. 15, 1992

MOST YARDS (GAME-ROOKIE)

111	T.Y. Hilton vs. Buf, Nov. 25, 2012
110	Ron Gardin vs. Mia, Nov. 1, 1970
107	Dewell Brewer vs. Mia, Dec. 18, 1994
102	Marvin Harrison at NYJ, Sept. 8, 1996
87	Leonard Dunlap vs. NYJ, Sept. 19, 1971
75	Nesby Glasgow at N.E., Nov. 18, 1979

HIGHEST AVERAGE (CAREER-30 MIN)

13.5	Ron Gardin, 1970-71
10.7	T.Y. Hilton, 2012-13
9.9	Clarence Verdin, 1988-93
9.7	Robbie Martin, 1985-86
9.3	Howard Stevens, 1975-77
9.2	Jerry Logan, 1963-72
9.1	T.J. Rushing, 2006-09
8.9	Terrence Wilkins, 1999-01, 03, 06
8.4	Alvin Haymond, 1964-67
8.2	Nesby Glasgow, 1979-87

HIGHEST AVERAGE (SEASON-14 MIN)

13.1	T.J. Rushing, 2007
12.9	Clarence Verdin, 1989
12.8	Clarence Verdin, 1990
12.6	Wendell Harris, 1964
11.8	Ron Gardin, 1970
11.5	T.Y. Hilton, 2012
11.2	Clarence Verdin, 1992

HIGHEST AVERAGE (SEASON-14 MIN)

cont...	
11.1	Robbie Martin, 1985
11.0	Howard Stevens, 1975
10.9	Clarence Verdin, 1988
10.4	Terrence Wilkins, 2001

HIGHEST AVERAGE (ROOKIE-14 MIN)

11.8	Ron Gardin, 1970
11.5	T.Y. Hilton, 2012
10.0	Jerry Logan, 1963
9.8	Marvin Harrison, 1996
9.5	Terrence Wilkins, 1999
8.9	Bruce Laird, 1972

HIGHEST AVERAGE (GAME-2 MIN)***ROOKIE**

47.0	T.J. Rushing at Oak, Dec. 16, 2007
37.5	Ron Gardin vs. NYJ, Sept. 19, 1971
37.0	Carl Taseff at GBM, Oct. 14, 1956
36.7	* Ron Gardin vs. Mia, Nov. 1, 1970
32.3	Clarence Verdin at Mia, Oct. 25, 1992
32.0	Alvin Haymond at Min, Nov. 14, 1965
28.2	Ray Buchanan vs. S.D., Nov. 3, 1996
28.0	* Terrence Wilkins at NYG, Nov. 14, 1999
27.8	* T.Y. Hilton vs. Buf, Nov. 25, 2012
27.3	Terrence Wilkins vs. Jax, Sept. 24, 2006
26.8	* Dewell Brewer vs. Mia, Dec. 18, 1994

MOST FAIR CATCHES (CAREER)

56	Rick Volk, 1967-75
54	Clarence Verdin, 1988-93
53	Troy Walters, 2002-05
47	Terrence Wilkins, 1999-01, 03, 06
38	T.J. Rushing, 2006-009
34	Nesby Glasgow, 1979-87
30	T.Y. Hilton, 2012-13
25	Mike Prior, 1987-92
23	Howard Stevens, 1975-77
22	Alvin Haymond, 1964-67
20	Ron Gardin, 1970-71

MOST FAIR CATCHES (SEASON)***ROOKIE**

25	Troy Walters, 2005
22	T.J. Rushing, 2009
20	* Ron Gardin, 1970
20	Rick Volk, 1971
18	* T.Y. Hilton, 2012
17	Clarence Verdin, 1993
17	* Terrence Wilkins, 1999
15	Nesby Glasgow, 1980
15	Troy Walters, 2002
14	T.J. Rushing, 2007
14	* Blair White, 2010

MOST FAIR CATCHES (GAME) *ROOKIE

5	* T.Y. Hilton vs. G.B., Oct. 7, 2012
4	Timmy Brown at NYG, Nov. 2, 1968
4	* Ron Gardin at Mia, Nov. 22, 1970
4	* Marvin Harrison at Buf, Oct. 6, 1996
4	* Brad Pyatt vs. Hou, Oct. 26, 2003

MOST FAIR CATCHES (GAME) *ROOKIE

cont...	
3	(29 times) Last: T.J. Rushing vs. N.E., Nov. 15, 2009.
	* ROOKIE: Blair White vs. Ten, Jan. 2, 2011

LONGEST RETURN (*ROOKIE)

90t	Carl Taseff at GBM, Oct. 14, 1956
90t	T.J. Rushing at Oak, Dec. 16, 2007
84t	Clarence Verdin at Mia, Oct. 25, 1992
82t	Ray Buchanan vs. S.D., Nov. 3, 1996
82t	Terrence Wilkins vs. Jax, Sept. 24, 2006
80t	* Ron Gardin vs. Mia, Nov. 1, 1970
78t	Terrence Wilkins at NYJ, Sept. 9, 2001
75t	* Nesby Glasgow at N.E., Nov. 18, 1979
75t	* Dewell Brewer vs. Mia, Dec. 18, 1994
75t	* T.Y. Hilton vs. Buf, Nov. 25, 2012
73t	Clarence Verdin at Cle, Sept. 19, 1988

MOST TOUCHDOWNS (CAREER)

4	Clarence Verdin, 1988-93
3	Terrence Wilkins, 1999-01, 03, 06
2	Carl Taseff, 1953-62
1	Brewer/Gardin/Glasgow/Hilton/ Logan/Martin/Rushing

MOST TOUCHDOWNS (SEASON)

2	Clarence Verdin, 1992
---	-----------------------

KICKOFF RETURNS**MOST (CAREER)**

176	Terrence Wilkins, 1999-01,03,06
169	Clarence Verdin, 1988-93
153	Aaron Bailey, 1994-98
148	Albert Bentley, 1985-91
137	Bruce Laird, 1972-81
131	Dominic Rhodes, 2001-06,08,10
84	Nesby Glasgow, 1979-87
67	Larry Anderson, 1982-84
62	Tom Matte, 1961-72
61	Troy Walters, 2002-05

MOST (SEASON)

55	Aaron Bailey, 1997
53	Troy Walters, 2002
52	Terrence Wilkins, 2006
51	Terrence Wilkins, 1999
50	Nesby Glasgow, 1979
50	Clarence Verdin, 1993
48	Dominic Rhodes, 2004
48	Terrence Wilkins, 2001
43	Aaron Bailey, 1996
41	Marshall Johnson, 1978
41	Dominic Rhodes, 2005

MOST (ROOKIE)

51	Terrence Wilkins, 1999
50	Nesby Glasgow, 1979
31	Joe Lefeged, 2011
29	Bruce Laird, 1972
22	Pierre Garcon, 2008
20	Bake Turner, 1962
20	Kim Anderson, 1980
20	Kevin Williams, 1981

ADMINISTRATION

COACHING
STAFFFOOTBALL
OPERATIONSBUSINESS
OPERATIONS

PLAYERS

2013 SEASON
IN REVIEWCOLTS
HISTORY

RECORDS

COLTS IN THE
COMMUNITY

**MOST (GAME)**

- 9 Brandon James vs. S.D., Nov. 28, 2010
- 8 Aaron Bailey at S.D., Oct. 26, 1997
- 8 Terrence Wilkins at Balt, Dec. 2, 2001
- 8 Dominic Rhodes at K.C., Oct. 31, 2004
- 7 Nesby Glasgow at N.E., Nov. 18, 1979
- 7 Albert Bentley at NYJ, Dec. 10, 1988
- 7 Mark Stock vs. S.D., Nov. 3, 1996
- 7 Nate Jacquet at Min, Dec. 21, 1997
- 7 Troy Walters vs. NYG, Dec. 22, 2002
- 7 Dominic Rhodes vs. S.D., Dec. 18, 2005

MOST (ROOKIE-GAME)

- 9 Brandon James vs. S.D., Nov. 28, 2010
- 7 Nesby Glasgow at N.E., Nov. 18, 1979
- 7 Nate Jacquet at Min, Dec. 21, 1997
- 6 Bruce Laird vs. NYJ, Sept. 24, 1972
- 6 Nesby Glasgow vs. N.E., Oct. 28, 1979
- 6 Stacey Simmons at Phi, Sept. 30, 1990
- 6 Dominic Rhodes at K.C., Oct. 25, 2001
- 6 Pierre Garcon at Ten, Oct. 27, 2008

MOST YARDAGE (CAREER)

- 4017 Terrence Wilkins, 1999-01,03,06
- 3501 Aaron Bailey, 1994-98
- 3420 Clarence Verdin, 1988-93
- 3406 Bruce Laird, 1972-81
- 3175 Albert Bentley, 1985-91
- 3062 Dominic Rhodes, 2001-06,08,10
- 1904 Nesby Glasgow, 1979-87
- 1369 Jim Duncan, 1969-71
- 1367 Tom Matte, 1961-72
- 1351 Larry Anderson, 1982-84

MOST YARDAGE (SEASON)

- 1272 Terrence Wilkins, 2006
- 1206 Aaron Bailey, 1997
- 1188 Dominic Rhodes, 2004
- 1150 Troy Walters, 2002
- 1134 Terrence Wilkins, 1999
- 1126 Nesby Glasgow, 1979
- 1050 Clarence Verdin, 1993
- 1041 Aaron Bailey, 1996
- 1007 Terrence Wilkins, 2001
- 927 Marshall Johnson, 1978

MOST YARDAGE (ROOKIE)

- 1134 Terrence Wilkins, 1999
- 1126 Nesby Glasgow, 1979
- 843 Bruce Laird, 1972
- 578 Joe Lefeged, 2011
- 544 Brad Pyatt, 2003
- 504 Bake Turner, 1962

MOST YARDAGE (GAME)

- 236 Dominic Rhodes vs. S.D., Dec. 26, 2004
- 213 Aaron Bailey vs. Sea, Sept. 14, 1997
- 199 Aaron Bailey at Cin, Dec. 22, 1996
- 195 Alvin Haymond vs. Phi, Nov. 21, 1965
- 188 Troy Walters vs. NYG, Dec. 22, 2002
- 182 Dominic Rhodes at K.C., Oct. 31, 2004

MOST YARDAGE (GAME-ROOKIE)

- 181 Bruce Laird vs. NYJ, Sept. 24, 1972
- 177 Brad Pyatt at T.B., Oct. 6, 2003
- 155 Lenny Lyles vs. Was, Oct. 26, 1958
- 153 Terrence Wilkins vs. Mia, Oct. 10, 1999
- 150 Pierre Garcon at Ten, Oct. 27, 2008
- 150 Brandon James vs. S.D., Nov. 28, 2010

HIGHEST AVERAGE (CAREER-30 MIN)

- 32.6 Jim Duncan, 1969-71
- 27.9 Johnny Sample, 1958-60
- 27.5 Buddy Young, 1953-55
- 27.4 Lenny Lyles, 1958, 61-69
- 26.8 Preston Pearson, 1967-68
- 26.5 Cotton Speyrer, 1972-74
- 26.4 Alvin Haymond, 1964-67
- 25.6 Tony Lorick, 1964-67
- 24.9 Bruce Laird, 1972-81
- 24.1 Lenny Moore, 1956-67

HIGHEST AVERAGE (SEASON-14 MIN)

- 35.4 Jim Duncan, 1970
- 35.1 Preston Pearson, 1968
- 30.7 Alvin Haymond, 1965
- 29.5 Jim Duncan, 1969
- 29.2 Cotton Speyrer, 1973
- 29.1 Bruce Laird, 1972
- 28.8 Johnny Sample, 1960
- 28.6 Brad Pyatt, 2003
- 26.9 Johnny Sample, 1959
- 26.3 Joe Washington, 1978
- 26.3 Bruce Laird, 1974

HIGHEST AVERAGE (ROOKIE-14 MIN)

- 29.1 Bruce Laird, 1972
- 28.6 Brad Pyatt, 2003
- 25.4 Dominic Rhodes, 2001
- 25.2 Bake Turner, 1962
- 24.6 Joe Don Looney, 1964

HIGHEST AVERAGE (GAME-2 MIN)

- 66.0 Aaron Bailey at Jax, Dec. 10, 1995
- 63.5 Preston Pearson at S.F., Oct. 13, 1968
- 62.0 Cotton Speyrer vs. Buf, Nov. 25, 1973
- 59.5 Johnny Sample vs. Chi, Oct. 2, 1960
- 58.5 Lenny Lyles vs. Chi, Oct. 4, 1958
- 56.0 Joe Washington at N.E., Sept. 18, 1978
- 53.0 Deji Karim vs. Hou, Dec. 30, 2012
- 51.7 Lenny Lyles vs. Was, Oct. 26, 1958
- 47.5 Bruce Laird at N.E., Nov. 6, 1972
- 46.7 Jim Duncan at Mia, Nov. 22, 1970
- 46.3 Ronald Humphrey at Pit, Sept. 18, 1994

LONGEST RETURNS

- 104t Buddy Young at Phi, Nov. 15, 1953
- 103t Lenny Lyles vs. Chi, Oct. 4, 1958
- 102t Preston Pearson at Det, Nov. 10, 1968
- 101t Lenny Lyles vs. Was, Oct. 26, 1958
- 101t Cotton Speyrer vs. Buf, Nov. 25, 1973
- 101t Deji Karim vs. Hou, Dec. 30, 2012

MOST TOUCHDOWNS (CAREER)

- 2 Lenny Lyles, 1958, 61-69
- 2 Preston Pearson, 1967-68
- 2 Jim Duncan, 1969-71
- 2 Aaron Bailey, 1994-97
- 2 Dominic Rhodes, 2001-06,08,10

MOST TOUCHDOWNS (SEASON)

- 2 Lenny Lyles, 1958
- 2 Preston Pearson, 1968

TOUCHDOWNS ON OPENING KICKOFF COLTS

- 104 Buddy Young at Phi, Nov. 11, 1953
- 96 Preston Pearson at S.F., Oct. 13, 1968
- 95 Ronald Humphrey at Pit, Sept. 18, 1994
- 95 Aaron Bailey at Jax, Dec. 10, 1995

OPPONENTS

- 99 Allen Carter vs. N.E., Dec. 21, 1975
- 99 Jacoby Ford at Oak, Dec. 26, 2010
- 95 Sammy Martin vs. N.E., Nov. 27, 1988
- 89 Darren Sproles at S.D., Nov. 11, 2007
- 84 Jerome Mathis at Hou, Sept. 23, 2007

LONGEST NON-SCORING RETURN

- Colts:** 90 Kendall Williams at Cin, Oct. 2, 1983
- 90 Brad Pyatt at T.B., Oct. 6, 2003

- Opp:** 96 Joe Arenas at S.F., Dec. 16, 1956

FUMBLES**MOST RECOVERIES (SEASON)**

- 6 Barney Poole, 1953
- 6 Stan White, 1973

MOST RECOVERIES (GAME)

- 2 (22 times) Last: Josh Mallard vs. Dal, Nov. 17, 2002

MOST CONSECUTIVE GAMES RECOVERIES

- 3 Fred Cook, G8-10, 1975
- 2 (40 times) Last: Robert Mathis, G15-16, 2011

LONGEST FUMBLE RETURNS

- 95t Chukie Nwokorie at NYJ, Sept. 9, 2001
- 78t Quentin Coryatt at Pit, Sept. 18, 1994
- 75t Tony Bennett vs. Hou, Sept. 4, 1994
- 68t Gary Brackett at Hou, Oct. 5, 2008
- 64t Stan White vs. Buf, Dec. 12, 1976
- 60t Larry Tripplett vs. Ten, Dec. 4, 2005
- 56t Rodney Culver vs. Mia, Sept. 5, 1993
- 54t Chris Goode vs. Mia, Oct. 28, 1990
- 52t Johnnie Cooks at N.E., Sept. 4, 1983
- 49t Fred Cook vs. NYJ, Nov. 16, 1975
- 48t Bernard Holsey vs. Buf, Dec. 11, 2000
- 47t Jamaal Anderson vs. Pit, Sept. 25, 2011
- 44t Derrel Luce at Pit, Dec. 9, 1978
- 41t Larry Anderson vs. Den, Sept. 11, 1983

COLTS LARGEST COMEBACKS

Deficit	Date	Opponent	Trailed/Qtr.	Result
*28	1/4/14	Kansas City	10-38/3rd	W 45-44
21	11/9/75	@ Buffalo	7-28/2nd	W 42-35
21	9/10/95	@ N.Y. Jets	3-24/3rd	W 27-24 OT
21	10/8/95	@ Miami	3-24/3rd	W 27-24 OT
21	10/6/03	@ Tampa Bay	14-35/4th	W 38-35 OT
20	11/30/58	San Francisco	7-27/3rd	W 35-27
18	12/18/77	New England	3-21/3rd	W 30-24
18	10/9/77	Miami	10-28/2nd	W 45-28
18	9/15/96	@ Dallas	3-21/2nd	W 25-24
18	10/7/12	Green Bay	3-21/3rd	W 30-27
18	11/3/13	@ Houston	6-24/3rd	W 27-24
17	10/12/58	@ Green Bay	0-17/2nd	W 24-17
17	11/29/70	Chicago	0-17/2nd	W 21-20
17	12/27/92	@ Cincinnati	0-17/3rd	W 21-17
17	10/17/05	St. Louis	0-17/2nd	W 45-28
17	10/5/08	@ Houston	10-27/4th	W 31-27
17	11/15/09	New England	14-31/4th	W 35-34
17	11/29/09	@Houston	0-17/2nd	W 35-27

*Postseason

COLTS LARGEST LEADS LOST

Lead	Date	Opponent	Ahead / Qtr.	Result
26	9/21/97	@ Buffalo	26-0/2nd	L 35-37
24	10/20/57	@ Detroit	27-3/3rd	L 27-31
21	10/27/57	Green Bay	21-0/4th	L 21-24
21	10/18/98	@ San Francisco	21-0/2nd	L 31-34
21	9/19/99	@ New England	28-7/2nd	L 28-31
21	9/10/00	Oakland	21-0/2nd	L 31-38
19	12/11/83	@ Denver	19-0/4th	L 19-21
17	9/9/79	Tampa Bay	17-0/2nd	L 26-29
17	10/9/88	@ Buffalo	17-0/2nd	L 23-34
17	10/9/11	Kansas City	24-7/2nd	L 24-28
14	10/1/78	Philadelphia	14-0/4th	L 14-17
14	12/8/91	@ New England	17-3/3rd	L 17-23 OT
14	9/18/94	@ Pittsburgh	14-0/2nd	L 21-31
14	10/23/94	Washington	17-3/2nd	L 27-41
14	11/29/98	@ Baltimore	24 -10/2nd	L 31-38
14	12/6/98	@ Atlanta	21-7/2nd	L 21-28
14	11/18/01	@ New Orleans	14-0/1st	L 20-34
14	12/3/06	@ Tennessee	14-0/2nd	L 17-20





TEAM RECORDS

WON-LOSS-TIE

MOST WINS (SEASON)

14	2005	11	1970
14	2009	11	1976
13	1968	11	2012
13	1999	11	2013
13	2007	10	1965
12	1964	10	1971
12	2003	10	1975
12	2004	10	1977
12	2006	10	2000
12	2008	10	2002
11	1967	10	2010

MOST CONSECUTIVE WINS

23	11/2/08 vs. N.E. to 12/17/09 at Jax
13	9/11/05 at Balt to 12/11/05 at Jax
11	9/20/64 at G.B. to 11/29/64 vs. S.F.
11	10/26/75 at N.Y.J. to 9/19/76 vs. Cin
11	10/17/99 at N.Y.J. to 12/26/99 at Cle

MOST CONSECUTIVE HOME WINS

13	10/12/08 vs. Balt to 12/13/09 vs. Den
12	1/1/06 vs. Ariz to 10/7/07 vs. T.B.
11	11/8/04 vs. Min to 12/4/05 vs. Ten

MOST CONSECUTIVE ROAD WINS

11	11/9/08 at Pit to 12/17/09 at Jax
7	9/23/68 at Atl to 12/15/68 at L.A. Rams
7	9/11/05 at Balt to 12/11/05 at Jax

MOST CONSECUTIVE GAMES WITHOUT LOSS

23	11/2/08 vs. N.E. to 12/17/09 at Jax
15	12/18/66 at S.F. to 12/10/67 vs. N.O.

MOST LOSSES (SEASON)

15 1991

MOST CONSECUTIVE LOSSES

14 9/13/81 vs. Buf to 12/13/81 at Was

MOST CONSECUTIVE HOME LOSSES

9 9/22/74 vs. G.B. to 10/12/75 vs. Buf

MOST CONSECUTIVE ROAD LOSSES

12 9/20/81 at Den to 12/26/82 at S.D.

MOST TIED GAMES (SEASON)

2 1967

MOST CONSECUTIVE TIES

2 10/15/67 vs. L.A. Rams to 10/22/67 at Min

SCORING

COLTS (SEASON)

MOST	FEWEST		
522	2004	113	1982
450	2007	131	1954
447	2003	143	1991
439	2005	182	1953
435	2010	189	1993

OPP (SEASON)

MOST	FEWEST		
533	1981	140	1971
486	2001	144	1968
444	1998	198	1967
430	2011	203	1958
421	1978	221	1977
414	1984		

COLTS MOST (QUARTER)

31	vs. Mia 12/14/97	21	(52 times)
28	(7 times)	20	(8 times)
27	(3 times)		
24	(6 times)		
23	at Balt 12/9/07		

OPP MOST (QUARTER)

28	vs. Cle	12/1/91
28	at St.L	12/30/01
27	at N.E.	11/18/79
25	vs. Mia	10/10/99
24	(8 times)	
22	at Min	12/21/97
21	(37 times)	
20	(6 times)	

COLTS MOST (HALF)

45	vs. Den	10/31/88 (1)
42	vs. LA Rams	11/25/56 (2)
38	vs. GBM	10/13/57 (2)
37	at Balt	12/9/07 (1)
35	(9 times)	

OPP MOST (HALF)

38	at Chi	10/21/56 (2)
37	vs. Chi	11/25/62 (2)
37	at N.E.	11/23/80 (2)
35	vs. NYJ	11/3/85 (1)
35	at St. L	12/30/01 (1)

COLTS MOST (GAME)

58	vs. Buf	12/12/76
56	vs. LA Rams	11/25/56
56	vs. G.B.	11/2/58
55	vs. Den	10/31/88
55	at N.O.	9/28/03

OPP MOST (GAME)

62	at N.O.	10/23/11
58	at Chi	10/21/56
57	vs. Chi	11/25/62
52	at Min	9/28/69
50	vs. N.E.	11/18/84
48	vs. LA Rams	9/26/54

LARGEST VICTORY MARGIN

56	vs. G.B.	11/2/58
52	vs. Chi	9/27/64
44	vs. Atl	12/1/68
43	at Buf	10/10/71
42	at Atl	11/12/67
41	vs. Mia	12/14/97

LARGEST DEFEAT MARGIN

57	vs. Chi	11/25/62
55	at N.O.	10/23/11
48	vs. LA Rams	9/26/54
44	at Mia	11/11/73
43	at LA Rams	12/5/53
42	(2 times)	
35	at N.E.	11/18/12
30+	all-time deficits: 28	

MOST POINTS BOTH TEAMS

89	vs. Chi	10/4/58
85	at Chi	10/21/56
83	at N.E.	11/18/12
82	at Cin	11/20/05
80	at K.C.	10/31/04
79	at Buf	11/9/75
79	vs. G.B.	11/16/97
78	(3 times)	

FEWEST POINTS BOTH TEAMS

6	vs. Buf	12/1/74
6	vs. NYJ	10/11/87
6	at N.E.	12/6/92
9	vs. NYJ	10/11/92

MOST SHUTOUTS (SEASON)

COLTS	3	1968/1971
OPP	3	1972

MOST CONS. SHUTOUTS (OPP)

2	(9/4 - 9/10/78)
2	(11/21 - 11/28/82)
2	(11/1 - 11/8/92)

COLTS MOST CONS. GAMES SCORING

321	1/2/94	to present
104	10/24/54	to 11/18/62
90	12/12/65	to 10/8/72
61	11/27/83	to 11/15/87
55	11/29/87	to 9/8/91

OPP MOST CONS. GAMES SCORING

176	12/21/97	to 12/18/08
161	11/1/76	to 10/4/87
81	12/13/92	to 12/14/97
80	9/13/09	to present
68	10/31/88	to 11/29/92
65	9/27/53	to 10/26/58

TOUCHDOWNS
COLTS (SEASON)

MOST	FEWEST		
66	2004	12	1982
54	1964/07	14	1954
53	1958	14	1991
53	2005/09	16	1993
52	1975	22	1974

ADMINISTRATION

COACHING
STAFFFOOTBALL
OPERATIONSBUSINESS
OPERATIONS

PLAYERS

2013 SEASON
IN REVIEWCOLTS
HISTORY

RECORDS

COLTS IN THE
COMMUNITY

OPP (SEASON)

MOST	FEWEST
68 1981	16 1968
57 2001	18 1971
54 1978	21 1967
52 1998	25 1966
50 1984	25 1970

COLTS MOST (GAME)

8 vs. LA Rams	11/25/56
8 vs. G.B.	11/2/58
7 (9 times)	
6 (27 times)	

OPP MOST (GAME)

8 at Chi	10/21/56
8 vs. Chi	11/25/62
8 at N.O.	10/23/11
8 at N.E.	11/18/12
7 at Min	9/28/69
6 (22 times)	

COLTS RUSH TDS (SEASON)

MOST	FEWEST
29 1964	3 1991
28 1975	4 1954
26 1976	4 1982
24 1958	4 1993
23 1971/88	7 53/66/98

OPP RUSH TDS (SEASON)

MOST	FEWEST
30 1981	5 1967
23 1991	6 1968
21 1953	6 1970
21 1954	6 1987
21 1978	7 1966

COLTS MOST RUSHING (GAME)

5 at Det	10/19/58
5 vs. Was	11/2/69
5 vs. Hou	11/1/76
5 vs. Buf	10/6/85
5 vs. Den	10/31/88
4 (16 times)	Last: vs. Phil 11/26/06

OPP MOST RUSHING (GAME)

5 vs. Cle	11/1/59
5 vs. Oak	9/10/00
4 (10 times)	Last: at Jax 12/10/06

COLTS PASS TDS (SEASON)

MOST	FEWEST
51 2004	6 1982
34 2009	9 1954
33 1959/00/10	9 1974
32 2007	10 (3 times)
31 1965/05/06	

OPP PASS TDS (SEASON)

MOST	FEWEST
37 1981	6 2008
31 1983	8 1960
31 1984	9 1958
30 2001	9 1968
29 1978	9 1971

COLTS MOST PASSING (GAME)

6 at N.O.	9/28/03
6 at Det.	11/25/04
5 vs. G.B.	11/2/58
5 at Dal	10/30/60
5 vs. Min	12/16/62
5 at Min	11/14/65
5 vs. Det	10/16/66
5 vs. Buf	10/4/87
5 vs. Atl	12/14/03
5 vs. G.B.	9/26/04
5 at K.C.	10/31/04
5 vs. Hou	11/14/04

OPP MOST PASSING (GAME)

7 at Min	9/28/69
6 vs NYJ	9/24/72
5 at Chi	10/21/56
5 at S.D.	12/26/82
5 at Pit	9/8/85
5 at N.O.	10/23/11
4 (23 times)	Last: vs. G.B. 9/26/04

MOST RETURN TDS (SEASON)

COLTS	OPP
7 1994	8 1973
6 1968/70	7 2001
5 (11 times)	6 1977/80/10
4 (5 times)	5 (6 times)
	4 (12 times)

MOST DEFENSIVE TDS (SEASON)

COLTS	OPP
5 1975/94	6 1973/2001
4 (11 times)	4 (9 times)
3 (8 times)	3 (9 times)

MOST KICK RETURN TDS (SEASON)

COLTS	OPP
3 1970/89	4 2007
2 (10 times)	3 1977/79/06
	2 (9 times)

POINTS AFTER TOUCHDOWNS COLTS (SEASON)

MOST	FEWEST
64 2004	11 1982
53 1964	12 1954
52 2005	14 1991
51 1975/10	15 1993
50 2009	21 1997

COLTS (GAME)

8 vs. LA	11/25/56
8 vs. GB	11/2/58

OPP (SEASON)

MOST	FEWEST
65 1981	15 1968
53 1978	17 1971
52 2001	21 1967
49 2011	24 2005
47 1984	25 66/70/08
46 1986/91	

OPP (GAME)

8 at N.O.	10/23/11
8 at N.E.	11/18/12
7 at Chi	10/21/56
7 at Min	9/28/69

FIELD GOALS COLTS (SEASON)

MOST	FEWEST
37 2003	3 1956
36 1996	5 1958
35 2013	6 1959
34 1999	7 1953
32 1997	7 1957

OPP (SEASON)

MOST	FEWEST
33 2008	5 1971
32 1989	6 1958
32 1990	6 1975
31 2010	8 1956
30 2001/09	9 (3 times)

COLTS MOST (GAME)

5 at LA Rams	12/4/54
5 vs. S.F.	9/25/66
5 at Phi	10/30/83
5 vs. Mia	9/25/88
5 at Buf	9/21/97
5 vs. Den	1/6/02
5 vs. Balt	10/13/02
5 at Ten	12/7/03
5 vs. Ten	12/1/13

OPP MOST (GAME)

5 at Was	11/18/73
5 at N.E.	12/3/89
5 vs. Cin	9/3/95
5 at SD	10/26/97
5 vs. NYJ	12/23/01
5 vs. Mia	12/31/06
5 at Min	9/14/08
5 at Balt	11/22/09
5 vs. S.D.	11/28/10

COLTS MOST ATT (SEASON)

41 1997	
40 1996/2013	
39 1961/63/66/72	
38 1999	
37 1967	

OPP MOST ATT (SEASON)

43 1989/90	
38 1995/08	
37 1998	
36 2001/09/10	
35 1970/86/06	

COLTS FEWEST ATT (SEASON)

14 1958	
16 1956	
17 1978	
18 (5 times)	

ADMINISTRATION
COACHING STAFF
FOOTBALL OPERATIONS
BUSINESS OPERATIONS
PLAYERS
2013 SEASON IN REVIEW
COLTS HISTORY
RECORDS
COLTS IN THE COMMUNITY



OPP FEWEST ATT (SEASON)

10 1975
14 1955
16 1953
17 1958

COLTS MOST ATT (GAME)

7 at LA Rams 12/4/54
6 (7 times)

OPP MOST ATT (GAME)

7 at N.E. 12/3/89
6 at NYJ 11/29/81
6 at Buf 9/9/90
6 at S.D. 10/26/97
6 vs. NYJ 12/23/01
6 at Min 9/14/08
6 at Balt 11/22/09

TOTAL FIRST DOWNS

COLTS (SEASON)

MOST	FEWEST
379 2004	152 1982
376 2006	157 1953
366 2010	169 1954
363 2005	206 1955
360 2012	216 1956

OPP (SEASON)

MOST	FEWEST
406 1981	166 1971
343 1984/2011	188 1958
341 1998	195 1959
338 1980	195 1960
336 1989	197 1982

COLTS MOST (GAME)

34 vs. Hou 9/17/06
33 vs. NYJ 12/15/74
33 vs. Hou 12/23/07
32 at Mia 11/15/87
31 vs. T.B. 10/8/76
31 at Chi 11/21/04
31 vs. StL 10/17/05

OPP MOST (GAME)

36 at S.F. 10/18/98
36 at N.O. 10/23/11
34 at Min 9/28/69
34 at Phi 11/15/81
33 at Mia 9/15/85
33 at K.C. 10/31/04
32 at Pit 9/18/94

COLTS FEWEST (GAME)

4 at Mia 11/11/73
5 at N.E. 11/11/90
6 at LA Rams 12/5/53
6 vs. Det 11/6/54

OPP FEWEST (GAME)

3 vs. S.F. 11/22/59
4 at Buf 10/10/71
5 vs. S.F. 10/13/63
5 vs. StL 9/17/72
6 (2 times)

MOST BOTH TEAMS

57 vs. NYJ 12/15/74
56 at K.C. 10/31/04
55 at Hou 11/29/09
54 at Mia 11/15/87
53 at N.E. 11/18/12
52 vs. LA Rams 11/25/56
52 at Buf 9/21/97
52 at Ten 9/19/04
52 vs. S.D. 12/26/04
52 vs. Hou 9/17/06
52 vs. Den 9/30/07

FEWEST BOTH TEAMS

19 at Buf 12/1/74
19 at N.E. 11/11/90
21 at Mia 11/11/73
22 (5 times)

RUSHING

COLTS (SEASON)

MOST	FEWEST
153 1988	55 1991
146 1983	62 1982
133 1976	64 1960
131 1975	66 1954
131 1985	69 2009/11

OPP (SEASON)

MOST	FEWEST
162 1981	60 1971
153 1978	65 1959
151 1993	69 1957
150 2006	70 1958
140 1980/91	70 1969

COLTS MOST (GAME)

18 at Det 10/19/58
18 vs. S.F. 11/22/59
18 vs. Buf 10/6/85
18 vs. Den 9/30/07
16 (6 times)

OPP MOST (GAME)

19 vs. Mia 10/29/72
19 vs. Dal 12/6/81
18 at G.B. 10/18/53
17 (3 times)

COLTS FEWEST (GAME)

0 vs. LA Rams 11/27/66
0 at N.E. 11/11/90
0 vs. Phi 12/19/93
0 vs. Ariz 1/1/06
0 vs. S.D. 11/28/10
0 vs. StL 11/10/13
1 (16 times)

OPP FEWEST (GAME)

0 vs. Chi 10/5/57
0 vs. S.F. 10/13/63
0 at Buf 10/10/71
0 at T.B. 9/11/94
0 at Ariz 9/27/09
1 (14 times)

PASSING

COLTS (SEASON)

MOST	FEWEST
253 2010	66 1953
241 2006/09	79 1963
238 2004	80 1982
220 2008	90 1954
217 2005	92 1955

OPP (SEASON)

MOST	FEWEST
214 1981	89 1982
209 2004	95 1953
203 2009	95 1971
195 2001	98 1955
194 1984	98 1960

COLTS MOST (GAME)

23 at Jax 10/3/10
22 vs. NYJ 12/15/74
22 at N.E. 11/21/10
22 vs. Mia 11/4/12
21 vs. S.F. 11/25/01
21 vs. S.D. 12/26/04
21 vs. Hou 9/17/06
21 vs. Hou 11/16/08
21 at N.E. 12/4/11

OPP MOST (GAME)

24 at Min 9/28/69
24 at Mia 9/15/85
23 vs. Mia 12/9/84
22 at S.F. 10/18/98
21 vs. Buf 10/8/89

COLTS FEWEST (GAME)

1 at Cle 9/16/73
1 vs. Buf 10/13/74
1 at Mia 11/23/75
2 (7 times)

OPP FEWEST (GAME)

1 at GBM 11/24/91
1 at Hou 9/22/02
2 (6 times)
3 (6 times)

PENALTY

COLTS (SEASON)

MOST	FEWEST
47 2004	10 1982
42 2012	11 1956
38 1999	12 1962
36 1979	13 (3 times)
33 2000	

OPP (SEASON)

MOST	FEWEST
34 1980	8 1996
33 2012	11 1960/71
32 1983/03	11 2009
30 1981	12 1958
30 1995	12 1959

COLTS MOST (GAME)

9 vs. Pit	10/30/77
7 vs. G.B.	11/2/58
7 vs. Det	11/19/67
7 vs. Buf	12/17/78
7 vs. Pit	9/14/80
7 at Ten	9/19/04
7 at Phi	11/7/10

OPP MOST (GAME)

6 (9 times)
4 (35 times)

**NET YARDS
COLTS (SEASON)**

MOST	FEWEST
6475 2004	2483 1982
6141 2000	2716 1953
6092 2010	2934 1954
6070 2006	3464 1955
5955 2001	3506 1973

OPP (SEASON)

MOST	FEWEST
6793 1981	2852 1971
5988 2012	3284 1958
5935 2011	3296 1982
5929 2004	3317 1960
5911 1978	3377 1968

COLTS MOST (GAME)

595 at Atl	11/12/67
576 vs. Min	12/16/62
574 vs. LA Rams	11/25/56
567 vs. Ten	12/5/04
555 vs. Buf	9/23/01

OPP MOST (GAME)

622 at Min	9/28/69
597 at S.F.	12/13/53
590 at K.C.	10/31/04
583 at Dal	9/4/78
574 at Phi	11/15/81

COLTS FEWEST (GAME)

69 vs. Det	11/6/54
70 at LA Rams	12/5/53
86 at N.E.	10/23/77
88 at Buf	11/28/82
99 at S.D.	11/1/92

OPP FEWEST (GAME)

49 at Buf	10/10/71
89 vs. T.B.	10/3/76
94 at N.E.	12/6/92
97 at Was	11/26/61
113 vs. Was	9/25/60

MOST BOTH TEAMS

1095 at K.C.	10/31/04
997 vs. LA Rams	11/25/56
985 vs. NYJ	9/24/72
964 at G.B.	11/15/59
943 at Cin	11/20/05

FEWEST BOTH TEAMS

328 at Buf	12/1/74
346 at NYJ	11/11/84
355 vs. NYJ	10/29/95
359 at N.E.	12/6/92
373 at Buf	10/20/85

**OFFENSIVE PLAYS
COLTS (SEASON)**

MOST	FEWEST
1117 1979	596 1982
1109 2012	840 1964
1088 2010	849 1966
1056 1980	851 1968
1048 2002	860 1970

OPP (SEASON)

MOST	FEWEST
1116 1984	605 1982
1111 1981	746 1971
1109 1989	818 1967
1090 1994	827 1963
1084 2009	847 1973

COLTS MOST (GAME)

89 vs. G.B.	10/7/12
88 at S.F.	9/22/63
88 vs. Mia	12/14/75
87 vs. Den	11/10/74
86 vs. T.B.	10/3/76

OPP MOST (GAME)

88 vs. N.E.	10/29/89
86 at T.B.	10/4/92
85 vs. Dal	12/6/81
84 at Min	9/28/69
84 vs. Buf	12/13/87
84 at Mia	9/21/09

COLTS FEWEST (GAME)

35 at Mia	9/21/09
37 vs. Den	12/21/03
38 at Buf	11/28/82
41 vs. Mia	10/28/90
41 at N.E.	10/8/00

OPP FEWEST (GAME)

34 vs. NYJ	11/16/03
38 vs. Ten	12/28/08
39 at S.F.	9/22/63
40 at Chi	9/21/75
40 vs. T.B.	10/7/07

RUSHING

ATTEMPTS

COLTS (SEASON)

MOST	FEWEST
601 1983	293 1982
566 1977	335 1990
565 1976	345 1960
545 1988	354 1991
536 1973/75	364 1954

OPP (SEASON)

MOST	FEWEST
662 1978	325 1959
607 1981	331 1958
575 1993	348 1982
574 1980	352 1971
559 1984	375 1957/68

COLTS MOST (GAME)

60 vs. S.F.	11/22/59
58 at NYJ	10/20/74
58 at Atl	11/17/74
57 at NYJ	11/11/84
53 vs. Hou	11/1/76
53 at Phi	10/30/83

OPP MOST (GAME)

66 vs. Dal	12/6/81
58 at N.E.	12/26/93
56 at G.B.	10/18/53
56 at Buf	11/28/82
53 at Mia	10/27/74

COLTS FEWEST (GAME)

10 vs. Ariz	1/1/06
10 vs. Ten	12/30/07
10 at Hou	9/12/10
11 vs. Was	12/22/90
11 at Mia	9/21/09

OPP FEWEST (GAME)

11 at Buf	10/10/71
11 at NYJ	12/7/97
12 at Den	12/11/83
12 vs. T.B.	10/7/07
12 at Ariz	9/27/09
12 at Jax	11/8/12
13 vs. Oak	10/10/04

**YARDS
COLTS (SEASON)**

MOST	FEWEST
2695 1983	1044 1982
2439 1985	1102 1992
2309 1976	1169 1991
2249 1988	1274 2008
2217 1975	1275 1954

OPP (SEASON)

MOST	FEWEST
3010 1978	1113 1971
2768 2006	1174 1957
2665 1981	1291 1958
2566 1998	1339 1968
2521 1993	1400 1969

ADMINISTRATION
COACHING STAFF
FOOTBALL OPERATIONS
BUSINESS OPERATIONS
PLAYERS
2013 SEASON IN REVIEW
COLTS HISTORY
RECORDS
COLTS IN THE COMMUNITY



COLTS MOST (GAME)

318	vs. G.B.	10/28/56
316	at Det.	10/19/58
305	at Cle	11/11/56
299	vs. Hou	12/22/85
281	vs. Buf	10/6/85

OPP MOST (GAME)

375	at Jax	12/10/06
354	vs. Dal	12/6/81
352	at K.C.	12/23/12
315	at Mia	11/11/73
313	at Min	9/13/64
303	at G.B.	10/18/53
303	vs. LA Rams	11/22/53

COLTS FEWEST (GAME)

4	vs. Det	9/22/91
11	vs. Ariz	1/1/06
18	vs. Stl	11/10/13
19	vs. LA Rams	9/26/54
24	vs. S.D.	12/18/05
24	vs. S.D.	11/28/10

OPP FEWEST (GAME)

4	at Buf	10/10/71
15	vs. Pit	11/3/57
17	vs. T.B.	10/7/07
20	vs. G.B.	10/28/56
20	at Cle	10/14/96

MOST BOTH TEAMS

548	vs. LA Rams	11/22/53
510	vs. Dal	12/6/81
469	at Chi	10/16/55
454	at LA Rams	12/9/61
449	vs. Den	9/30/07

FEWEST BOTH TEAMS

87	at Den	9/26/10
97	vs. Pit	10/31/71
106	vs. Cle	9/6/92
109	vs. N.E.	11/1/98
115	at NYJ	10/18/70
117	at Pit	11/9/08

AVERAGE

COLTS (SEASON)

BEST

LEAST

5.1	1956	2.9	1992
5.0	1985	3.3	1979
4.7	1958	3.3	1970
4.6	1961	3.3	1991
4.5	1983/01	3.4	96/08

OPP (SEASON)

BEST

LEAST

5.3	2006	3.1	1957
5.2	1953	3.2	1971
5.1	2012	3.5	1969
4.8	1959	3.5	1995
4.7	1998	3.6	(6 times)

COLTS BEST (GAME)

8.52	at Balt	11/29/98
8.00	at GBM	11/13/54
7.95	vs. G.B.	10/28/56
7.80	vs. Dal	12/6/81
7.77	at LA Rams	10/9/61

OPP BEST (GAME)

8.93	at Jax	12/10/06
8.12	at Min	11/17/63
8.00	at Det	11/25/04
8.00	at K.C.	12/23/12
7.77	vs. LA Rams	11/22/53

COLTS LEAST (GAME)

0.29	vs. Det	9/22/91
1.10	vs. Ariz	1/1/06
1.12	vs. LA Rams	9/26/54
1.29	at LA Rams	12/5/53
1.30	vs. Stl	11/10/13
1.31	at LA Rams	12/4/54

OPP LEAST (GAME)

0.36	at Buf	10/10/71
0.50	vs. Pit	11/3/57
0.96	vs. Det.	9/29/57
1.11	vs. G.B.	10/28/56
1.11	at Cle	10/14/62

PASSING

ATTEMPTS

COLTS (SEASON)

MOST	FEWEST		
679	2010	266	1955
628	2012	279	1956
601	2009	283	1982
594	1993	300	1973
591	2002	313	1954

OPP (SEASON)

MOST	FEWEST		
598	1994	246	1982
583	2009	297	1956
569	1995	298	1960
561	1999	312	1974
557	2004	313	1972

COLTS MOST (GAME)

59	at Was	11/7/93
57	at NYJ	11/16/86
57	at Hou	9/12/10
56	at S.D.	11/11/07
54	vs. NYJ	12/15/74
54	at S.D.	9/26/99
54	at N.E.	10/8/00
54	at Det	12/2/12

OPP MOST (GAME)

62	at NYJ	10/18/70
57	vs. Hou	9/4/94
57	at Den	9/26/10
56	at Min	9/28/69
56	vs. Ten	12/18/11
54	at Balt	9/11/05
54	at Ariz	9/27/09

COLTS FEWEST (GAME)

7	at LA Rams	12/18/65
8	vs. Mia	12/9/73
11	at Atl	11/17/74
12	vs. Chi	9/25/55
12	at G.B.	9/20/64

OPP FEWEST (GAME)

9	at Hou	10/23/05
11	at N.E.	12/26/93
12	vs. Chi	11/3/63
12	at Buf	10/13/91
12	vs. Buf	11/12/06

COMPLETIONS

COLTS (SEASON)

MOST	FEWEST		
450	2010	126	1953
402	2009	134	1955
393	2008	137	1973
392	2002	142	1982
381	2003	158	1956

OPP (SEASON)

MOST	FEWEST		
372	2009	138	1982
364	2004	144	1960
356	2010	158	1955
354	1994	161	1961
351	2011	165	1953/56

COLTS MOST (GAME)

40	at Hou	9/12/10
38	at N.E.	11/21/10
37	at Was	11/7/93
37	vs. Ten	11/3/02
36	vs. NYJ	12/15/74
36	vs. N.E.	10/20/96
36	at Ten	10/11/09
36	vs. Dal	12/5/10
34	at T.B.	10/6/03
34	at S.D.	11/11/07
34	vs. Hou	11/8/09

OPP MOST (GAME)

38	vs. Ten	12/18/11
37	at Den	9/26/10
36	at Min	9/28/69
34	at NYJ	10/18/70
34	vs. Buf	10/8/89
34	vs. G.B.	9/26/04
34	at Balt	9/11/05
33	vs. Sea	10/4/09
33	at S.F.	10/18/98
32	at Ariz	9/27/09
32	vs. Hou	11/8/09

COLTS FEWEST (GAME)

3	at LA Rams	12/18/65
3	vs. Cle	9/26/71
3	vs. Buf	12/17/78
3	at Buf	11/28/82
4	(3 times)	

ADMINISTRATION

COACHING STAFF

FOOTBALL OPERATIONS

BUSINESS OPERATIONS

PLAYERS

2013 SEASON IN REVIEW

COLTS HISTORY

RECORDS

COLTS IN THE COMMUNITY

OPP FEWEST (GAME)

4 vs. Was	10/26/58
4 vs. T.B.	10/3/76
5 (7 times)	

COLTS (SEASON-NET)

MOST	FEWEST
4623 2004	1257 1953
4609 2010	1439 1982
4515 2009	1475 1973
4308 2006	1631 1955
4282 2000	1659 1954

COMPLETION PERCENTAGE

COLTS (SEASON)

BEST	WORST
67.38 2005	39.50 1953
67.18 2008	45.67 1973
66.98 2004	49.87 1983
66.96 2003	50.00 1960
66.89 2009	50.12 1984

YARDS

COLTS (SEASON-GROSS)

MOST	FEWEST
4732 2004	1613 1982
4700 2010	1625 1953
4605 2009	1746 1973
4413 2000	1795 1955
4397 2006	1995 1954

OPP (SEASON-NET)

MOST	FEWEST
4128 1981	1726 1960
3892 2004	1739 1971
3788 2012	1823 1982
3739 1986	1913 1961
3679 1994	1993 1958

OPP (SEASON)

BEST	WORST
71.2 2011	45.87 1961
68.40 2008	46.28 1958
67.39 2005	47.38 1977
66.54 2010	48.32 1960
65.35 2004	48.72 1959

OPP (SEASON-GROSS)

MOST	FEWEST
4232 2004	1920 1982
4228 1981	2027 1971
3977 2012	2068 1960
3933 1986	2248 1958
3918 1989	2288 1955

COLTS MOST (GAME-NET)

472 at K.C.	10/31/04
451 vs. Min	12/16/62
440 vs. Jax	9/25/00
426 at Atl	11/12/67
419 vs. Atl	9/17/67
419 at Hou	9/12/10
419 vs. Mia	11/4/12

COLTS BEST (GAME-20 ATT)

85.3 at Jax	12/18/08 (29-34)
83.9 vs. Atl	12/14/03 (26-31)
83.3 at Buf	10/16/94 (20-24)
82.6 vs. Cle	9/25/05 (19-23)
82.1 at Den	10/29/06 (32-39)
81.8 at Ten	10/11/09 (36-44)
81.3 vs. Cin	12/7/08 (26-32)
81.1 at N.E.	12/4/11 (30-37)
80.6 vs. Cin	12/18/06 (29-36)
80.0 vs. G.B.	11/16/97 (24-30)
80.0 vs. N.E.	10/22/00 (16-20)

COLTS MOST (GAME-GROSS)

472 at K.C.	10/31/04
469 vs. Min	12/16/62
440 vs. Jax	9/25/00
433 at Hou	9/12/10
433 vs. Mia	11/4/12

OPP MOST (GAME-NET)

530 at Min	9/28/69
490 vs. NYJ	9/24/72
472 at Den	9/26/10
444 vs. T.B.	10/16/88
431 at Cle	10/26/81

OPP BEST (GAME-20 ATT)

88.6 at N.O.	10/23/11 (31-35)
86.4 at N.O.	11/18/01 (19-22)
86.2 vs. Oak	10/28/73 (25-29)
85.7 at Hou	9/21/80 (18-21)
84.6 vs. Hou	9/17/06 (22-26)
82.8 vs. Jax	12/2/07 (24-29)

OPP MOST (GAME-GROSS)

538 at Min	9/28/69
496 vs. NYJ	9/24/72
476 at Den	9/26/10
469 vs. T.B.	10/16/88
407 vs. Chi	11/25/62

COLTS FEWEST (GAME-NET)

1 vs. Buf	10/13/74
4 at Cle	9/16/73
5 at Cle	11/11/56
9 vs. LA Rams	11/22/53
11 at N.E.	10/23/77

SACKS ALLOWED

COLTS (SEASON)

MOST	FEWEST
62 1997	13 2009
58 1984	14 1999/04/08
57 1991	15 2006
53 1986	16 2010
52 1979	

COLTS FEWEST (GAME-GROSS)

21 at Cle	11/11/56
35 vs. Mia	12/9/73
44 vs. Buf	10/18/74
49 vs. Cle	9/26/71
53 vs. LA Rams	11/22/53

OPP FEWEST (GAME-NET)

6 at Hou	10/23/05
13 vs. T.B.	10/3/76
16 vs. Was	10/26/58
23 at N.E.	12/6/92
27 vs. Hou	10/14/79

OPP (SEASON)

MOST	FEWEST
59 1975	11 1982
57 1964	13 1981
56 1976	20 2000
47 1966	21 1974
47 1977	21 1993

OPP FEWEST (GAME-GROSS)

46 vs. Was	10/26/58
46 at Buf	12/1/74
47 vs. Hou	10/14/79
48 at Hou	10/23/05
50 at GBM	11/24/91

MOST BOTH TEAMS (NET)

859 at K.C.	10/31/04
822 vs. NYJ	9/24/72
797 at Den	9/26/10
778 vs. G.B.	9/26/04
715 vs. NYG	12/22/02

COLTS MOST (GAME)

12 vs. StL	10/26/80
10 vs. T.B.	9/9/79
8 at Buf	12/1/74
8 vs. N.E.	11/26/78
8 vs. Sea	9/14/97
8 at Det	11/23/97
7 (17 times) Last: vs. Cin.	11/9/97

MOST BOTH TEAMS (GROSS)

872 vs. NYJ	9/24/72
861 at K.C.	10/31/04
801 at Den	9/26/10
787 vs. G.B.	9/26/04
733 at Min	9/28/69

FEWEST BOTH TEAMS (NET)

54 at N.E.	10/19/75
81 at Mia	11/23/75
86 vs. Buf	12/17/78
109 vs. Hou	10/14/79
112 at Buf	10/14/73

FEWEST BOTH TEAMS (GROSS)

124 vs. Buf	12/17/78
128 at Buf	11/28/82
142 at Mia	11/23/75
144 at N.E.	10/19/75

ADMINISTRATION
COACHING STAFF
FOOTBALL OPERATIONS
BUSINESS OPERATIONS
PLAYERS
2013 SEASON IN REVIEW
COLTS HISTORY
RECORDS
COLTS IN THE COMMUNITY



ADMINISTRATION

COACHING STAFF

FOOTBALL OPERATIONS

BUSINESS OPERATIONS

PLAYERS

2013 SEASON IN REVIEW

COLTS HISTORY

RECORDS

COLTS IN THE COMMUNITY

OPP MOST (GAME)

11	at LA Rams	11/22/64
11	vs. Cle	9/6/92
10	at Buf	11/13/77
10	at K.C.	11/2/80
9	at Buf	10/10/71
9	vs. Buf	12/11/00
8	(7 times) Last: at NYJ	12/7/97

YARDS LOST - SACKS

COLTS (SEASON)

MOST	FEWEST		
487	1991	86	2008
480	1978	89	2006
436	1984	90	2009
424	1990	91	2010
418	1997	95	2005

OPP (SEASON)

MOST	FEWEST		
496	1975	97	1982
489	1964	100	1981
461	1976	121	1993
407	1961	155	1959
401	1966	157	2006

COLTS YDS LOST SACKS (GAME)

91	vs. N.E.	11/26/78
73	vs. K.C.	9/28/70
73	vs. StL	10/26/80
72	at Buf	12/11/74
72	vs. Cle	12/1/91

OPP YDS LOST SACKS (GAME)

102	at LA Rams	11/22/64
97	at Min	9/23/62
76	at Buf	10/10/71
75	at Min	11/17/63
74	at NYJ	10/26/75
74	vs. T.B.	10/3/76

TURNOVERS

PASSES HAD INTERCEPTED

COLTS (SEASON)

MOST	FEWEST		
30	1978	8	1975
29	1961	9	1964/06
28	1998	10	76/82/03/04/13
27	1953/66/69	11	58/95/96/05

OPP (SEASON)

MOST	FEWEST		
40	1959	5	1982
35	1958	8	1998
32	1967	8	2011
30	1960	9	1990
30	1977		

COLTS MOST (GAME)

8	vs. NYJ	9/23/73
6	at G.B.	10/8/61
6	vs. Mia	9/10/78
6	at S.D.	11/11/07
5	(8 times)	

OPP MOST (GAME)

7	vs. LA Rams	12/4/54
7	vs. Chi	10/2/60
6	(4 times)	
5	(14 times)	

MOST BOTH TEAMS

9	at Phi	11/15/53
9	at NYJ	10/18/70
9	vs. NYJ	9/23/73

FUMBLES

COLTS (SEASON)

MOST	FEWEST		
41	1986	10	1998
38	1978	11	2009
37	1972	13	1967/
36	1979		06/08
36	1987	14	2005/
			07/10/13

OPP (SEASON)

MOST	FEWEST		
43	1987	11	2012
42	1953	11	1982
41	1986	14	1970
37	2002	15	2011
36	1978/04	16	2000/01

COLTS MOST (GAME)

7	vs. Mia	10/23/83
6	at NYJ	11/14/71
6	vs. NYJ	9/28/86
6	at NYJ	11/16/86

OPP MOST (GAME)

8	at N.E.	10/7/73
7	(6 times)	
6	(8 times)	

FUMBLES LOST

COLTS (SEASON)

MOST	FEWEST		
25	1963	4	2013
22	1972	5	98/07/
21	1953		08/09
21	1979	7	2004
20	1986/93	8	55/67/
			88/05/10

OPP (SEASON)

MOST	FEWEST		
27	1953	3	2012
25	1987	6	1982
22	1973	8	1961
21	1976	8	1967
20	1978/88	8	2000

COLTS MOST (GAME)

5	at Det	10/20/57
5	at G.B.	9/29/63
4	(13 times)	

OPP MOST (GAME)

5	vs. LA Rams	11/23/58
4	(12 times)	

TOTAL TURNOVERS

COLTS (SEASON)

MOST	FEWEST		
48	1953	14	2013
47	1978	17	04/08
44	1962	18	1975
42	1961	19	1964
40	1979	19	2005
		19	2006
		19	2007

OPP (SEASON)

MOST	FEWEST		
56	1953	11	1982
52	1958	15	2012
49	1959	17	2011
47	1977	19	1998
45	1987	21	93/10

COLTS MOST (GAME)

8	at G.B.	10/8/61	(6i/2f)
8	vs. Cle	9/26/71	(5i/3f)
8	vs. NYJ	9/23/73	(8i)

OPP MOST (GAME)

9	vs. LA Rams	11/23/58	(5f/4i)
9	at LA Rams	12/4/54	(7i/2f)
8	at S.F.	11/29/54	(5i/3f)
8	vs. Chi	10/2/60	(7i/1f)
8	at Phi	11/15/63	(6i/2f)

TURNOVER DIFFERENTIAL

COLTS (SEASON)

BEST	WORST		
+30	1958	-18	1961
+26	1959	-14	1969
+23	1975	-14	1993
+22	1964	-14	1998
+21	1977	-13	1974
		-13	2001

PENALTIES

COLTS (SEASON)

MOST	FEWEST		
137	1979	51	1960
122	1992	52	1967
120	1983	52	1982
106	1981/97/98/04	53	1956
		55	1958

OPP (SEASON)

MOST	FEWEST		
130	1999	58	1963
128	2012	59	1960
123	2003	59	1964
121	1996	59	1982
119	2005	60	57/58

COLTS MOST (GAME)

16	at Den	12/11/83
15	at Buf	9/18/83
14	at K.C.	9/2/79
14	at Buf	9/21/97
13	(3 times)	
12	(9 times)	

OPP MOST (GAME)

19	vs. Buf	9/23/01
17	vs. Pit	10/30/77
16	vs. Chi	12/5/65
15	vs. Chi	11/21/54
15	at NYJ	9/8/96
15	vs. S.D.	11/3/96
15	at N.E.	9/19/99
14	(9 times)	
13	(8 times)	
12	(12 times)	

COLTS FEWEST (GAME)

0	vs. S.F.	10/26/69
0	at GBM	9/10/66
0	vs. NYJ	10/30/94
0	at K.C.	12/15/96
0	at Cle	12/26/99

OPP FEWEST (GAME)

0	at LA Rams	12/18/65
0	vs. StL	10/12/64

YARDS PENALIZED COLTS (SEASON)

MOST	FEWEST		
1239	1979	433	1982
986	1983	458	1967
958	1992	483	1973
943	1995	504	1960
914	1980	507	1956

OPP (SEASON)

MOST	FEWEST		
1208	2012	466	1982
1093	1999	486	1956
1032	1970	538	1960
1014	1979	543	2008
1006	1978	546	1957

COLTS MOST (GAME)

153	at Buf	9/18/83
151	at Buf	10/19/86
127	at Chi	10/16/55
126	at Mia	10/15/87

OPP MOST (GAME)

148	vs. Chi	11/21/54
146	vs. N.E.	11/4/07
142	vs. Chi	12/5/65
139	vs. Dal	10/15/72
135	vs. S.D.	11/3/96
135	vs. N.E.	9/19/99

PUNTS

COLTS (SEASON)

MOST	FEWEST		
101	1979	42	1961
98	1984	46	1982
94	1978	48	2006
91	1983	49	1966
88	2011	49	1967
86	1975	49	1968

OPP (SEASON)

MOST	FEWEST		
95	1979	41	1982
88	1971	47	73/06
83	1975/99	48	1981
82	1987/00	50	1959
81	1977/96	52	2004

COLTS MOST (GAME)

12	at NYJ	9/25/77
12	at Buf.	10/6/96
11	at Chi	10/10/54
11	at S.F.	11/29/64
11	at Mia	11/11/73
11	at N.E.	10/19/75
10	(8 times)	

OPP MOST (GAME)

11	vs. NYJ	9/19/71
11	at K.C.	9/2/79
11	at Buf.	10/6/96
11	vs. Hou	12/1/02
10	vs. Den	9/11/83
10	at N.E.	11/11/90
10	at N.E.	12/6/92

MOST BOTH TEAMS

23	at Buf.	10/6/96
21	at K.C.	9/2/79
20	vs. Den	9/11/83
20	vs. Hou	12/1/02

COLTS FEWEST (GAME)

0	vs. Cle	11/1/59
0	vs. Det	11/19/67
0	at S.D.	11/7/76
0	vs. N.E.	9/1/91
0	vs. Buf	9/23/01
0	vs. Ten	12/5/04
0	at Hou	10/23/05

OPP FEWEST (GAME)

0	at S.F.	12/13/53
0	vs. G.B.	11/6/60
0	at Dal	9/4/78
0	at Phi	11/15/81
0	at Buf	9/9/90
0	vs. Jax	12/2/07

AVERAGE

COLTS (SEASON)

BEST	WORST		
47.57	2012	34.47	1957
46.57	2011	36.21	1979
45.66	1996	37.14	1974
45.57	1966	37.19	1954
45.40	2013	37.29	1958

OPP (SEASON)

BEST	WORST		
47.04	2012	35.74	1978
46.41	1960	36.21	1977
46.06	1997	36.89	1976
45.60	2013	37.17	1987
44.92	2008	37.40	1973

INTERCEPTION RETURN YDS COLTS (SEASON)

MOST	FEWEST		
577	1959	75	1985
514	1958	87	1974
493	1975	97	1998
483	1968	106	1969
453	1967	116	1973

OPP (SEASON)

MOST	FEWEST		
545	2001	111	1975
529	1978	117	1983
469	1953	119	1964
461	1992	119	2011
438	1966	125	2003

COLTS MOST (GAME)

144	vs. G.B.	11/2/58
138	at Chi	11/17/57
136	at S.F.	10/13/68
135	vs. Cle	12/10/89
126	at N.E.	12/11/99

OPP MOST (GAME)

162	at Den	11/27/77
161	at G.B.	10/19/08
143	vs. S.D.	11/4/84
132	vs. N.E.	11/15/92
129	vs. NYJ	12/15/74

COLTS MOST TDS (SEASON)

4	1959/65/68/75/96/12
3	1967/70/94
2	57/63/66/78/89/97/00/03/04/05/08/09/10/11

OPP MOST TDS (SEASON)

6	2001
4	1973/92/10
3	1953/58/66/69/74/78/08/12
2	1956/59/67/84/89/94/98/99

PUNT RETURNS COLTS (SEASON)

MOST	FEWEST		
53	1963	12	1981
48	1955	14	1982
48	1964	22	2008
45	1965	23	1960/06
45	1966	24	73/04/05

OPP (SEASON)

MOST	FEWEST		
62	1984	15	1960
55	1983	18	1961
53	1978	19	1963
52	1986	19	1968
51	1975/89	21	1967



COLTS MOST (GAME)

9 at LA Rams	11/22/64
9 at K.C.	9/2/79
8 vs. Det	10/10/65
8 vs. NYJ	9/19/71
8 vs. T.B.	10/3/76
8 at N.E.	11/11/90

OPP MOST (GAME)

9 vs. LA Rams	11/27/66
8 vs. Buf	10/13/74
8 vs. Den	10/22/78
8 vs. S.D.	11/26/89
7 (7 times)	

YARDS

COLTS (SEASON)

MOST	FEWEST
485 1963	56 1981
453 1964	78 1982
449 1985	108 2011
447 1996	127 1960
439 1975	129 1973

OPP (SEASON)

MOST	FEWEST
642 1983	48 1960
600 1984	62 1968
572 1985	71 1955
558 1989	109 1957
550 2011	119 1963

COLTS MOST (GAME)

164 vs. NYJ	9/19/71
148 at GBM	10/14/56
141 vs. S.D.	11/3/96
124 at N.E.	11/11/90
111 vs. Buf	11/25/12

OPP MOST (GAME)

145 vs. Stl	11/10/13
123 at K.C.	11/2/80
117 vs. N.E.	11/15/09
117 at N.E.	11/18/12
114 at G.B.	12/7/68
110 at N.E.	11/10/85

COLTS LEAST (GAME)

-8 at S.D.	10/23/88
-5 at Pit	11/22/92
-5 at S.D	11/11/07
-3 (4 times)	

OPP LEAST (GAME)

-5 vs. Hou	9/13/92
-4 vs. Phi	12/6/70
-3 (7 times)	

COLTS MOST TDS (SEASON)

2 1992
1 (14 times)

OPP MOST TDS (SEASON)

2 1956
1 (22 times)

FAIR CATCHES

MOST (SEASON)

COLTS	OPP
34 1971	24 1979
26 1970	22 2010
25 2005/13	21 73/00/11
24 1992/10/11	18 1992
23 2009	17 2002

COLTS MOST (GAME)

5 vs Det	12/7/69
5 at N.E.	10/3/71
5 vs. LA Rams	11/8/71
5 vs. G.B.	10/7/12
4 (11 times)	

OPP MOST (GAME)

6 at S.F.	10/13/68
5 at Mia	11/11/79
4 (8 times)	
3 (22 times)	

KICKOFF RETURNS

COLTS (SEASON)

MOST	FEWEST
84 1981/01	31 2011
74 1978	32 1971
74 1986	34 1958
71 1998	38 1959
70 1979	38 1968

OPP (SEASON)

MOST	FEWEST
93 2003	21 2011
92 2004	25 1982
89 2005	29 1954
87 2001	33 1991
83 1999	34 2012

COLTS MOST (GAME)

9 at Chi	10/21/56
9 at N.E.	11/18/79
9 at Buf	9/21/97
9 at Balt	12/2/01
9 vs. S.D.	11/28/10
8 (10 times)	

OPP MOST (GAME)

10 vs. Buf	12/12/76
10 vs. Den	10/31/88
9 at N.O.	9/28/03
9 vs. Ten	12/5/04
8 (23 times)	

YARDS

COLTS (SEASON)

MOST	FEWEST
1832 2001	578 2011
1651 1981	679 1971
1648 1978	753 1982
1545 2004	792 1959
1510 2003	864 1958

OPP (SEASON)

MOST	FEWEST
2029 06/07	538 1982
2006 2001	551 1993
1999 2003	573 1991
1978 2005	584 2011
1960 2004	587 1954

COLTS MOST (GAME)

274 vs. NYJ	9/24/72
252 vs. S.D.	12/26/04
219 at Dal	9/4/78
213 vs. Sea.	9/14/97
204 at Chi	10/21/56
204 vs. Cin	10/11/81

OPP MOST (GAME)

268 at Sea	10/15/00
266 at Hou	10/23/05
249 vs. NYJ	11/16/03
233 at Hou	9/23/07
230 vs. Chi	10/4/58
230 vs. N.E.	12/21/75

COLTS LEAST (GAME)

0 (17 times)

OPP LEAST (GAME)

-2 at G.B.	10/19/08
0 (22 times)	

COLTS MOST TDS (SEASON)

2 1958/68
1 (18 times)

OPP MOST TDS (SEASON)

3 2007
2 1977/03/06
1 (18 times)

OPPONENTS BEST GAMES

SCORING

MOST POINTS

33 Paul Hornung at G.B.	10/8/61
30 Jim Brown vs. Cle	11/1/59
30 Paul Hornung vs. G.B.	12/12/65
24 Marshall Faulk at St. L.	12/30/01
21 Gordy Soltau at S.F.	12/13/53
20 Gordy Soltau vs. S.F.	11/29/53

MOST KICK-SCORING POINTS

18 Nate Kaeding vs. S.D.	11/28/10
17 Greg Davis at S.D.	10/26/97
17 John Hall vs. NYJ	12/23/01
17 Shayne Graham at Hou	12/16/12
16 Curt Knight at Was	11/18/73
16 Jason Staurousky vs. N.E.	12/3/89
16 Doug Pfeiffer vs. Cin	9/3/95
16 Olindo Mare vs. Mia	12/31/06

MOST TOUCHDOWNS

5 Jim Brown vs. Cle	11/1/59
5 Paul Hornung vs. G.B.	12/12/65
4 Paul Hornung at G.B.	10/8/61
4 Marshall Faulk at St. L.	12/30/01
3 (43 times)	

ADMINISTRATION

COACHING STAFF

FOOTBALL OPERATIONS

BUSINESS OPERATIONS

PLAYERS

2013 SEASON IN REVIEW

COLTS HISTORY

RECORDS

COLTS IN THE COMMUNITY



MOST PATS		HIGHEST AVG. (7 ATT. MIN)		MOST TD PASSES				
8	John Kasay at N.O.	10/23/11	14.6	Dan Towler vs. LA Rams	11/22/53			
8	Stephen Gostkowski at N.E.	11/18/12	14.6	Fred Taylor at Jax	12/10/06			
7	George Blanda at Chi	10/21/56	13.3	Floyd Reid vs. G.B.	10/31/53			
7	Fred Cox at Min	9/28/69	12.7	Nick Pietrosante at Det	10/23/60			
			12.2	Tommy Mason at Min	11/17/63			
MOST PAT ATTS		LONGEST RUSH		MOST TD PASSES				
8	George Blanda at Chi	10/21/56	86t	Jamaal Charles at K.C.	12/23/12			
8	John Kasay at N.O.	10/23/11	83t	Michael Turner vs. S.D.	12/18/05			
8	Roger Leclerc vs. Chi	11/25/62	81t	Rick Casares at Chi	10/16/55			
7	Fred Cox at Min	9/28/69	80t	Barry Sanders at Det	11/23/97			
			78t	O.J. Simpson at Buf	10/14/73			
			78t	Kenneth Davis at Buf	10/6/91			
MOST FIELD GOALS		MOST TOUCHDOWNS		MOST INTERCEPTIONS				
5	Curt Knight at Was	11/18/73	5	Jim Brown vs. Cle	11/1/59			
5	Jason Staurovsky at N.E.	12/3/89	3	(14 times) Last: Shonn Green				
5	Doug Pelfrey vs. Cin	9/3/95		10/14/10				
5	Greg Davis at S.D.	10/26/97		at NYJ				
5	John Hall vs. NYJ	12/23/01	MOST ATTS NO INTS (GAME)					
5	Olindo Mare vs. Mia	12/31/06	51	Steve Young at S.F.	10/18/98			
5	Ryan Longwell at Min	9/14/08	48	Dan Marino at Mia	9/15/85			
5	Billy Cundiff at Balt	11/22/09	47	Donovan McNabb at Phil	11/10/02			
5	Nate Kaeding vs. S.D.	11/28/10	45	Drew Bledsoe at N.E.	9/19/99			
5	Shayne Graham at Hou	12/16/12	45	Seneca Wallace vs. Sea	10/4/09			
MOST FIELD GOAL ATTS		PASSING		MOST RECEPTIONS				
7	Jason Staurovsky at N.E.	12/3/89	MOST ATTEMPTS		MOST RECEPTIONS			
6	Pat Leahy at NYJ	11/29/81	62	Joe Namath at NYJ	10/18/70			
6	Greg Davis at S.D.	10/26/97	57	Kyle Orton at Den	9/26/10			
6	Scott Norwood at Buf	9/9/90	52	Kurt Warner at Ari	9/27/09			
6	John Hall vs. NYJ	12/23/01	51	Steve Young at S.F.	10/18/98			
6	Ryan Longwell at Min	9/14/08	50	Kent Graham at NYG	11/14/99			
6	Billy Cundiff at Balt	11/22/09	MOST COMPLETIONS		21	Brandon Marshall vs. Den	12/13/09	
LONGEST FIELD GOAL		MOST COMPLETIONS		RECEPTIONS				
60	Rob Bironas at Ten	12/3/06	37	Kyle Orton at Den	9/26/10	13	Al Toon vs. NYJ	11/6/88
59	Josh Scobee at Jax	10/3/10	34	Joe Namath at NYJ	10/18/70	13	Calvin Johnson at Det	12/2/12
59	Sebastian Janikowski at Oak	12/26/10	33	Steve Young at S.F.	10/18/98	12	Eddie Bell at NYJ	10/18/70
56	Chip Lohmiller vs. Was	12/22/90	33	Seneca Wallace vs. Sea	10/4/09	12	Henry Ellard at LA Rams	9/17/89
56	Kris Brown vs. Hou	11/8/09	32	Matt Schaub vs. Hou	11/8/09	12	Keith Byars at Phi	9/30/90
55	Jason Hanson at Det	11/23/97	31	(6 times) Last: Drew Brees	10/23/11	12	Ben Coates vs. N.E.	11/27/94
54	Rob Bironas vs. Ten	12/30/07		at N.O.		12	Jabar Gaffney at Den	9/26/10
54	Sebastian Janikowski at Oak	12/26/10	MOST YARDS		12	Andre Johnson vs. Hou	12/30/12	
RUSHING		MOST YARDS		MOST YARDS				
MOST ATTEMPTS		MOST YARDS		MOST YARDS				
35	Curtis Martin at N.E.	11/24/96	496	Joe Namath vs. NYJ	9/24/72	231	Dave Parks vs. S.F.	10/3/65
33	Rodney Hampton at NYG	12/12/93	476	Kyle Orton at Den	9/26/10	230	Henry Ellard at LA Rams	9/17/89
33	Fred Jackson at Buf	1/3/10	469	Vinny Testaverde vs. T.B.	10/16/88	229	Andre Johnson vs. Hou	11/13/13
33	Arian Foster at Hou	9/12/10	449	Joe Kapp at Min	9/28/69	210	Drew Hill vs. Hou	12/22/85
32	Jim Brown vs. Cle	11/1/59	444	Brian Sipe at Cle	10/25/81	206	Cris Collinsworth at Cin	10/2/83
32	O.J. Simpson vs. Buf	10/12/75	HIGHEST COMP. PCT. (MIN. 20 ATT.)		204	Rich Caster vs. NYJ	9/24/72	
32	Pete Johnson at Cin	12/7/80	88.6	Drew Brees at N.O.	11/23/11 (31-35)	204	Amani Toomer vs. NYG	12/22/02
32	Ricky Watters at Sea	12/20/98	86.4	Aaron Brooks at N.O.	11/18/01 (19-22)	MOST YARDS		
32	Priest Holmes at K.C.	10/31/04	86.2	Ken Stabler vs. Oak	10/28/73 (25-29)	50.3	Jack Snow vs. LA Rams	10/15/67
32	Ron Dayne at Hou	12/24/06	85.7	Ken Stabler at Hou	9/21/80 (18-21)	48.0	Harlon Hill at Chi	10/10/54
32	Shonn Greene at NYJ	10/14/12	85.0	Joe Theismann at Was	10/7/84 (17-20)	41.7	Stanley Morgan at N.E.	9/18/78
MOST YARDS		LONGEST COMPLETION		LONGEST COMPLETION		41.7	Raghib Ismail at Oak	10/22/95
231	Arian Foster at Hou	9/12/10	99t	Karl Sweetest to Pat	10/16/66	41.3	Nat Moore vs. Mia	10/10/76
226	Jamaal Charles at K.C.	12/23/12	95t	Todd Collins to Quinn Early	12/1/96	40.7	Leroy Jackson vs. Was	12/8/62
216	Barry Sanders at Det	11/23/97		vs. Buf		40.7	Gary Garrison at S.D.	9/20/70
212	Fred Jackson at Buf	1/3/10	92t	Roger Staubach to	9/4/78	TOUCHDOWNS		
205	Dan Towler vs. LA Rams	11/22/53		Tony Dorsett at Dal		3	(20 times) Last: Andre Johnson at Hou	11/3/13
203	Curtis Martin at NYJ	12/3/00	91t	Tom Brady to	10/21/01	INTERCEPTIONS		
				David Patten vs. N.E.		MOST INTERCEPTIONS		
			88t	Jim Plunkett to	12/19/71	3	Jim David vs. Det	10/6/56
			85t	Randy Vataha vs. N.E.		3	Jack Christiansen at Det	11/7/53
				Norm Sneed to Leroy Jackson	12/8/62	3	Jack Butler vs. Pit	11/3/57
				vs. Was		3	Jim Kerr at Was	11/26/61
						3	Johnny Robinson vs. K.C.	9/28/70
						3	Rich Sowells vs. NYJ	9/23/73
						3	Antonio Cromartie at S.D.	11/11/07



MOST RETURN YARDS

105 Henry Jones at Buf	9/20/92
99 Aaron Rouse at G.B.	10/19/08
92 Erik McMillan at NYJ	10/1/89
87 Bobby Dillon at GBM	10/14/56
87 Dave Robinson vs. G.B.	12/12/65
87 Alfonso Dennard at N.E.	11/18/12

LONGEST RETURN

99t Aaron Rouse at G.B.	10/19/08
92t Eric McMillan at NYJ	10/1/89
87t Dave Robinson vs. G.B.	12/12/65
87t Alfonso Dennard at N.E.	11/18/12
82t Henry Jones at Buf	9/20/92
82t Chris Singleton vs. N.E.	11/15/92

TOUCHDOWNS

2 Henry Jones at Buf	9/20/92
----------------------	---------

PUNTING

MOST (GAME)

11 Steve O'Neal vs. NYJ	9/19/71
11 Bob Grupp at K.C.	9/2/79
11 Chris Mohr at Buf	10/6/96
11 Chad Stanley vs. Hou	12/1/02
10 Luke Prestridge vs. Den	9/11/83
10 Brian Hansen at N.E.	11/11/90
10 Shawn McCarthy at N.E.	12/6/92

MOST YARDS

511 Bob Grupp at K.C.	9/2/79
450 Steve O'Neal vs. NYJ	9/19/71
444 Chris Mohr at Buf	10/6/96
435 Chad Stanley vs. Hou	12/1/02

BEST AVG. (4-MIN)

55.6 Tom Tupa vs. N.E.	9/7/97
55.5 Shane Lechler vs. Oak	10/10/04
53.5 Bryan Anger vs. Jax	9/23/12
53.3 Boyd Dowler at G.B.	10/9/60
53.0 Dustin Colquitt vs. K.C.	10/10/10
52.4 Shane Lechler vs. Oak	10/14/01
52.3 Yale Lary vs. Det	9/24/61

LONGEST PUNT

79 Chuck Ramsey vs. NYJ	10/15/78
76 Larry Barnes at S.F.	12/8/57
76 Bobby Walden at Min	10/22/67
75 Craig Hentrich at Ten	10/27/08
74 Jeff Feagles at N.E.	10/2/88

PUNT RETURNS

MOST (GAME)

8 Rick Upchurch vs. Den	10/22/78
8 Phil McConkey vs. S.D.	11/26/89
7 Danny Reece vs. T.B.	9/9/79
7 Dino Hall at Cle	10/26/81
7 Willie Drewery at Hou	11/23/86
7 Chris Hale at Buf	9/20/92
7 Eric Guliford at Car	12/3/95

MOST YARDS

145 Tavon Austin vs. Stl	11/10/13
123 J.T. Smith at K.C.	11/2/80
117 Wes Welker vs. N.E.	11/15/09
117 Julian Edelman at N.E.	11/18/12
111 Antwaan Randle-El vs. Wash	10/22/06
107 Ricky Smith at N.E.	9/4/83
107 Eric Guliford at Car	12/3/95

LONGEST RETURN

98t Tavon Austin vs. Stl	11/10/13
91t Nate Burleson vs. Min	11/8/04
87t Antwaan Randle-El vs. Wash	10/22/06
80t Stanley Morgan at N.E.	11/18/79
80t Desmond Howard vs. Det	10/29/00
78t Mike Thomas vs. Jax	12/19/10

HIGHEST AVG. (2 MIN)

58.5 Julian Edelman at N.E.	11/18/12
55.5 Antwaan Randle-El vs. Was	10/22/06
48.0 Nate Burleson vs. Min	11/8/04
45.5 Jake Scott at Mia	11/22/70
44.0 Willie Wood at G.B.	10/8/61

MOST FAIR CATCHES

4 Kermit Alexander at S.F.	10/13/68
4 Thom Darden at Cle	9/16/73
4 Rod Woodson vs. Pit	10/6/91
4 Rod Woodson at Pit	11/22/92
4 Walter Stanley at N.E.	12/6/92
4 Jeff Ogden at Mia	12/17/00
4 Quan Cosby vs. Cin	11/14/10

KICKOFF RETURNS

MOST (GAME)

8 Allen Rossum at Phil	11/21/99
8 Chris Johnson vs. StL	10/17/05
8 Tab Perry at Cin	11/20/05
7 (14 times) Last: Marc Mariani at Ten	12/9/10

MOST YARDS

266 Jerome Mathis at Hou	10/23/05
242 Jonathan Carter vs. NYJ	11/16/03
233 Jerome Mathis at Hou	9/23/07
211 Roell Preston vs. G.B.	11/16/97
206 Allen Carter vs. N.E.	12/21/75

LONGEST RETURN

106t Brad Smith vs. NYJ	12/27/09
103t Tom Wilson vs. LA Rams	11/25/56
103t Herb Adderley at G.B.	11/18/62
103t Justin Miller at NYJ	10/1/06
102t Curtis Brown at Buf	9/24/78
101t Lance Rentzel at Min	11/14/65
101t Raymond Clayborn vs. N.E.	12/18/77

LONGEST NON-SCORING RETURN

96 Joe Arenas at S.F.	12/16/56
-----------------------	----------

HIGHEST AVG. (2 MIN)

67.3 Lenny Lyles at S.F.	12/18/60
62.0 Willie Galimore vs. Chi	10/4/58
61.5 Tom Wilson vs. LA Rams	11/25/56
60.0 Lance Rentzel at Min	11/14/65

FUMBLE RETURNS

LONGEST

80t Phil Wise at NYJ	12/2/73
78t Darrell Green at Was	11/7/93
75t Derrol Ray at NYJ	9/7/80

OPPONENTS CAREER BEST

MOST POINTS

207 Pat Leahy	N.Y. Jets
143 Steve Christie	T.B./Buf.
138 Paul Hornung	Green Bay
125 Josh Scobee	Jacksonville
122 Adam Vinatieri	New England
117 Olindo Mare	Mia./N.O./Sea./Car.
103 John Smith	New England

MOST TOUCHDOWNS (R-P-Rt)

16 Paul Hornung	Green Bay (13-3-0)
16 Andre Reed	Buffalo (0-16-0)
14 Stanley Morgan	New England (0-13-1)
14 Maurice Jones-Drew	Jax. (10-3-1)
13 Rick Casares	Chicago (11-2-0)
13 Jim Taylor	G.B./N.O. (12-1-0)

MOST PATS

69 Pat Leahy	N.Y. Jets
52 John Smith	New England
47 Adam Vinatieri	New England
42 George Blanda	Chi./Oak.

MOST PAT ATTS

75 Pat Leahy	N.Y. Jets
57 John Smith	New England
47 Adam Vinatieri	New England
44 Uwe Von Schamann	Miami
43 George Blanda	Chi./Oak.
43 Garo Yepremian	Det./Mia.

MOST FGS

46 Pat Leahy	N.Y. Jets
35 Steve Christie	T.B./Buf.
31 Josh Scobee	Jacksonville
29 Rob Bironas	Tennessee
27 Olindo Mare	Mia./N.O./Sea./Car.
25 Adam Vinatieri	New England

MOST FG ATTS

62 Pat Leahy	N.Y. Jets
44 Steve Christie	T.B./Buf.
41 Josh Scobee	Jacksonville
36 Tommy Davis	San Francisco
36 Rob Bironas	Tennessee
34 Garo Yepremian	Det./Mia.
32 Olindo Mare	Mia./N.O./Sea./Car.

MOST CONSECUTIVE FGS

18 Tony Franklin	Phil./N.E.
15 Adam Vinatieri*	New England
13 Nate Kaeding*	San Diego
13 Olindo Mare	Miami
12 John Smith	New England
12 Rob Bironas	Tennessee

**MOST 50+ FGS**

5	Rob Bironas	Tennessee
4	Josh Scobee	Jacksonville
4	Shayne Graham	Houston
3	Jason Hanson	Detroit
2	John Carney	S.D./N.O.
2	Steve Christie	T.B./Buf.
2	Sebastian Janikowski	Oakland
2	Nate Kaeding	San Diego
2	Chip Lohmiller	Washington
2	Pete Stoyanovich	Mia./K.C.

MOST RUSHING ATTEMPTS

345	Curtis Martin	N.E./N.Y.J.
304	Thurman Thomas	Buffalo
271	Maurice Jones-Drew	Jacksonville
251	Jim Taylor	G.B./N.O.
250	O.J. Simpson	Buffalo
246	Fred Taylor	Jacksonville

MOST RUSHING YARDS

1645	Curtis Martin	N.E./N.Y.J.
1428	Maurice Jones-Drew	Jacksonville
1251	Fred Taylor	Jacksonville
1230	Thurman Thomas	Buffalo
1197	O.J. Simpson	Buffalo
1032	Jim Taylor	Green Bay

MOST RUSHING TOUCHDOWNS

13	Paul Hornung	Green Bay
12	Jim Taylor	G.B./N.O.
11	Rick Casares	Chicago
10	Antowain Smith	Buf./N.E.
10	Maurice Jones-Drew	Jacksonville
8	John Riggins	N.Y.J./Wash.
8	Y.A. Tittle	N.Y.G./S.F.
8	Domanick Davis	Houston

MOST 100+ GAMES

9	Curtis Martin	N.E./N.Y.J.
8	Maurice Jones-Drew	Jacksonville
7	Freeman McNeil	N.Y. Jets
6	O.J. Simpson	Buffalo
6	Fred Taylor	Jacksonville
5	Thurman Thomas	Buffalo

MOST PASSING ATTEMPTS

1030	Dan Marino	Miami
518	Drew Bledsoe	N.E./Buf.
512	John Brodie	San Francisco
500	Joe Ferguson	Buffalo
500	Jim Kelly	Buffalo

MOST PASSING COMPLETIONS

624	Dan Marino	Miami
315	Drew Bledsoe	N.E./Buf.
300	Jim Kelly	Buffalo
275	John Brodie	San Francisco
259	Joe Ferguson	Buffalo

MOST PASSING YARDS

7537	Dan Marino	Miami
3752	Jim Kelly	Buffalo
3667	Joe Ferguson	Buffalo
3622	Drew Bledsoe	N.E./Buf.
3570	Steve Grogan	New England

MOST PASSING TOUCHDOWNS

54	Dan Marino	Miami
31	Joe Ferguson	Buffalo
28	Jim Kelly	Buffalo
25	Drew Bledsoe	N.E./Buf.
24	Tom Brady	New England
23	Vinny Testaverde	Balt./Cle./N.Y.J./T.B.
21	John Brodie	San Francisco
21	Steve Grogan	New England

MOST PASSES INTERCEPTED

29	John Brodie	San Francisco
27	Bart Starr	Green Bay
24	Y.A. Tittle	S.F./N.Y.G.
24	Steve Grogan	New England
22	Bill Wade	L.A./Chi.

MOST 300+ GAMES

7	Dan Marino	Miami
5	Warren Moon	Hou./Sea.
4	Bill Wade	L.A./Chi.
3	Joe Namath N	N.Y. Jets
3	Brian Sipe	Cleveland
3	Brett Favre	Green Bay

MOST RECEPTIONS

128	Andre Reed	Buffalo
118	Andre Johnson	Houston
79	Al Toon	N.Y. Jets
79	Stanley Morgan	New England
74	Irving Fryar	N.E./Mia./Phil./Wash.

MOST RECEPTION YARDS

1718	Andre Reed	Buffalo
1615	Stanley Morgan	New England
1522	Andre Johnson	Houston
1094	Billy Wilson	San Francisco
1072	Tony Martin	Atl./Mia./S.D.
1031	Wesley Walker	N.Y. Jets
1013	Nat Moore	Miami

MOST TOUCHDOWN RECEPTIONS

16	Andre Reed	Buffalo
13	Stanley Morgan	New England
11	Nat Moore	Miami
9	Andre Johnson	Houston
8	Wesley Walker	N.Y. Jets
8	Billy Wilson	San Francisco
8	Billy Howton	G.B./Dal.
8	Howard Cassidy	Detroit
8	Tony Martin	Atl./Mia./S.D.
8	Bill McColl	Chicago

MOST 100+ GAMES

8	Stanley Morgan	New England
6	Andre Johnson	Houston
5	Tony Martin	S.D./Atl./Mia.
4	Harlon Hill	Chicago
4	Jimmy Smith	Jacksonville

MOST INTERCEPTIONS

11	Bobby Dillon	Green Bay
10	Jack Christiansen	Detroit
9	Dick LeBeau	Detroit
8	Michael Haynes	N.E./Oak.
7	(4 others)	

MOST INTERCEPTION YARDS

181	Bobby Dillon	Green Bay
172	Herb Adderley	Green Bay
140	Michael Haynes	N.E./Oak.
139	Hank Gremminger	Green Bay
137	Glenn Blackwood	Miami

MOST TOUCHDOWNS

2	Kevin Burnett	Dal./S.D.
2	Henry Jones	Buffalo
2	Ty Law New	England
2	Otis Smith	N.E./N.Y.J.

MOST PUNTS

106	Chris Mohr	Buf./Atl.
83	John Kidd	Buf./S.D./Mia./N.Y.J.
81	Tommy Davis	San Francisco
78	Rich Camarillo	N.E./Ariz./Hou.
78	Reggie Roby	Mia./Wash./S.F.
77	Brian Hansen	N.O./N.E./Cle./N.Y.J.

MOST PUNT YARDS

4278	Chris Mohr	Buf./Atl.
3603	Tomy Davis	San Francisco
3574	John Kidd	Buf./S.D./Mia./N.Y.J.
3445	Reggie Roby	Mia./Wash./S.F.
3425	Brian Hansen	N.O./N.E./Cle./N.Y.J.

HIGHEST AVERAGE (MIN. 25 ATT.)

49.5	Shane Lechler	Oak/Hou.
46.5	Boyd Dowler	Green Bay
46.5	Yale Lary	Detroit
45.8	Brian Moorman	Buffalo
45.2	Mark Royals	Jax/Mia/Pit/N.O.

MOST TOUCHBACKS

12	Chris Mohr	Buffalo
11	Rich Camarillo	N.E./Ariz./Hou.
9	Yale Lary	Detroit
9	Lee Johnson	Cin./Cle./N.E./Ten.
8	Tom Tupa	Cle./N.E./N.Y.J./T.B.
8	Craig Henrich	G.B./Ten.

MOST INSIDE 20

27	Rich Camarillo	N.E./Ariz./Hou.
26	John Kidd	Buf./S.D./Mia./N.Y.J.
26	Chris Mohr	Buf./Atl.
24	Reggie Roby	Mia./Wash./S.F.
22	Tom Tupa	Cle./N.E./N.Y.J./T.B.

ADMINISTRATION

COACHING
STAFFFOOTBALL
OPERATIONSBUSINESS
OPERATIONS

PLAYERS

2013 SEASON
IN REVIEWCOLTS
HISTORY

RECORDS

COLTS IN THE
COMMUNITY



PLAYOFF RECORDS

COLTS INDIVIDUAL CAREER
AND SINGLE-GAME PLAYOFF RECORDS
(*Denotes Super Bowl)

SERVICE

MOST GAMES:

- 19 Peyton Manning, 1998-11
Jeff Saturday, 1999-11
- 18 Justin Snow, 2000-11
Reggie Wayne, 2002-13
Robert Mathis, 2003-13
- 17 Dwight Freeney, 2002-12
- 16 Raheem Brock, 2002-09
Ryan Diem, 2002-11
Marvin Harrison, 1996-08
- 15 Gary Brackett, 2003-10
Hunter Smith, 1999-08
Tarik Glenn, 1997-06
Antoine Bethea, 2006-13
- 12 Dallas Clark, 2003-11

SCORING

MOST POINTS

CAREER:

- 96 Adam Vinatieri, 2006-13
56 Reggie Wayne, 2001-13
54 Mike Vanderjagt, 1998-05
30 Edgerrin James, 1999-05
26 Jim O'Brien, 1970-72

GAME:

- Colts: 18 Tom Matte at Cleveland
12/29/68 (3 TD rushing)
15 Adam Vinatieri at Baltimore
1/13/07
12 (16 times) Last: LaVon Brazill at
New England 1/11/14
- Opp: 24 LaGarrette Blount at New
England 1/11/14 (4 TD rushing)
18 Gary Collins at Cleveland
12/27/64 (3 TD receiving)
Dave Casper vs. Oakland
12/24/77 (3 TD receiving)
16 Adam Vinatieri at New England
1/18/04
14 Ryan Succop vs. Kansas City
1/4/14
14 Stevan Ridley at New England
1/11/14
13 Al Del Greco vs. Tennessee
1/16/00
12 (11 times) Last: Knile Davis vs.
Kansas City 1/4/14

MOST TOUCHDOWNS

CAREER:

- 9 Reggie Wayne, 2001-13
5 Edgerrin James, 1999-05
4 Dallas Clark, 2003-11
Joseph Addai, 2006-11
3 Tom Matte, 1961-72
Peyton Manning, 1998-11
Brandon Stokley, 2003-06

MOST TOUCHDOWNS

GAME:

- Colts: 3 Tom Matte at Cleveland
12/29/68 (3 TD rushing)
2 (13 times) Last: LaVon Brazill at
New England 1/11/14
- Opp: 4 LaGarrette Blount at New
England 1/11/14 (4 TD rushing)
3 Gary Collins at Cleveland
12/27/64 (3 TD receiving)
Dave Casper vs. Oakland
12/24/77 (3 TD receiving)
2 (10 times) Last: LaDainian
Tomlinson vs. New York Jets
1/8/11

MOST POINTS KICK-SCORING

CAREER:

- 96 Adam Vinatieri, 2006-13
54 Mike Vanderjagt, 1998-05
26 Jim O'Brien, 1970-72
25 Matt Stover, 2009
21 Lou Michaels, 1964-69
Cary Blanchard, 1995-97

MOST POINTS KICK-SCORING

GAME:

- Colts: 15 Adam Vinatieri at Baltimore
1/13/07
12 Adam Vinatieri vs. New England
1/21/07
12 Matt Stover vs. NY Jets 1/24/10
11 Mike Vanderjagt vs. Denver
1/4/04
Adam Vinatieri vs. Kansas City
1/6/07
Adam Vinatieri vs. Chicago
2/4/07*
- Opp: 16 Adam Vinatieri at New England
1/18/04
14 Ryan Succop vs. Kansas City
1/4/14
13 Al Del Greco vs. Tennessee
1/16/00
11 John Hall at New York Jets
1/4/03
Garrett Hartley vs. New Orleans
2/7/10*

MOST FIELD GOALS

CAREER:

- 25 Adam Vinatieri, 2006-13
11 Mike Vanderjagt, 1998-05
6 Jim O'Brien, 1970-72
Matt Stover, 2009
4 Lou Michaels, 1964-69
Cary Blanchard, 1995-97

GAME:

- Colts: 5 Adam Vinatieri at Baltimore
1/13/07
3 Cary Blanchard at Pittsburgh
1/14/96
Mike Vanderjagt vs. Tennessee
1/16/00
Mike Vanderjagt at Miami
12/30/00
Adam Vinatieri vs. Kansas City
1/6/07
Adam Vinatieri vs. New England
1/21/07
Adam Vinatieri vs. Chicago
2/4/07*
Matt Stover vs. NY Jets 1/24/10
Adam Vinatieri vs. NY Jets
1/8/11
Adam Vinatieri at Baltimore 1/6/13
- Opp: 5 Adam Vinatieri at New England
1/18/04
4 Al Del Greco vs. Tennessee
1/16/00
3 Pat Summerall vs. New York
Giants 12/27/59
Jim Turner vs. New York Jets
1/12/69*
Garrett Hartley vs. New Orleans
2/7/10*

MOST FIELD GOAL ATTEMPTS

CAREER:

- 27 Adam Vinatieri, 2006-13
14 Jim O'Brien, 1970-72
Mike Vanderjagt, 1998-05
8 Lou Michaels, 1964-69
7 Cary Blanchard, 1995-97
Matt Stover, 2009



Reggie Wayne leads the franchise in career postseason touchdowns with nine. Wayne also ranks second in NFL postseason history with 92 career receptions.

GAME:

- Colts: 5 Adam Vinatieri at Baltimore 1/13/07 (5-5)
 4 Jim O'Brien vs. Oakland 1/3/71 (2-4)
 Cary Blanchard at Pittsburgh 1/14/96 (3-4)
 Mike Vanderjagt at Miami 12/30/00 (3-4)
 Adam Vinatieri vs. Chicago 2/4/07* (3-4)
 Adam Vinatieri at Baltimore 1/6/13 (3-4)
 Opp: 5 Adam Vinatieri at New England 1/18/04 (5-5)
 4 Al Del Greco vs. Tennessee 1/16/00 (4-4)
 3 (8 times) Last: Garrett Hartley vs. New Orleans 2/7/10* (3-3)

LONGEST FIELD GOAL

- Colts: 52 Adam Vinatieri at Baltimore 1/6/13
 51 Adam Vinatieri at Baltimore 1/13/07
 50 Mike Vanderjagt at Miami 12/30/00
 Adam Vinatieri vs. Kansas City 1/6/07
 Adam Vinatieri vs. New York Jets 1/8/11
 48 Adam Vinatieri vs. Kansas City 1/6/07
 Adam Vinatieri at Baltimore 1/13/07
 Opp: 54 John Carney at San Diego 12/31/95
 51 Matt Stover at Baltimore 1/13/07
 50 Norm Johnson at Pittsburgh 12/29/96
 49 Al Del Greco vs. Tennessee 1/16/00

MOST PATS

CAREER:

- 21 Mike Vanderjagt, 1998-05
 21 Adam Vinatieri, 2006-13
 9 Lou Michaels, 1964-69
 Cary Blanchard, 1995-97
 8 Jim O'Brien, 1970-72

GAME:

- Colts: 7 Mike Vanderjagt vs. Denver 1/9/05
 6 Adam Vinatieri vs. Kansas City 1/4/14
 5 Cary Blanchard at San Diego 12/31/95
 Mike Vanderjagt vs. Denver 1/4/04
 Mike Vanderjagt at Kansas City 1/11/04

- Opp: 5 Matt Bahr at Cleveland 1/9/88
 John Hall at New York Jets 1/4/03
 5 Ryan Succop vs. Kansas City 1/4/14
 5 Stephen Gostkowski at New England 1/11/14
 4 (7 times) Last: Nate Kaeding vs. San Diego 1/13/08

MOST POINT AFTER ATTEMPTS

CAREER:

- 21 Mike Vanderjagt, 1998-05
 21 Adam Vinatieri, 2006-13
 9 Lou Michaels, 1964-69
 Cary Blanchard, 1995-97
 8 Jim O'Brien, 1970-72

GAME:

- Colts: 7 Mike Vanderjagt vs. Denver 1/9/05
 6 Adam Vinatieri vs. Kansas City 1/4/14
 5 Cary Blanchard at San Diego 12/31/95
 Mike Vanderjagt vs. Denver 1/4/04
 Mike Vanderjagt at Kansas City 1/11/04
 Opp: 5 Matt Bahr at Cleveland 1/9/88
 John Hall at New York Jets 1/4/03
 5 Ryan Succop vs. Kansas City 1/4/14
 5 Stephen Gostkowski at New England 1/11/14
 4 (7 times) Last: Nate Kaeding vs. San Diego 1/13/08

RUSHING

MOST ATTEMPTS

CAREER:

- 158 Joseph Addai, 2006-11
 157 Edgerrin James, 1999-05
 98 Dominic Rhodes, 2001-06,08,10

GAME:

- Colts: 26 Lydell Mitchell at Pittsburgh 12/27/75 (26-63)
 Edgerrin James at Kansas City 1/11/04 (26-125)
 25 Norm Bulaich vs. Cincinnati 12/26/70 (25-116)
 Joseph Addai vs. Kansas City 1/6/07 (25-122)
 Opp: 40 Lamar Smith at Miami 12/30/00
 30 Matt Snell vs. New York Jets 1/12/69* (30-121)
 27 Jim Brown at Cleveland 12/27/64 (27-114)
 Franco Harris at Pittsburgh 12/27/75 (27-153)

MOST YARDS

CAREER:

- 621 Joseph Addai, 2006-11
 616 Edgerrin James, 1999-05
 407 Dominic Rhodes, 2001-06,08,10

GAME:

- Colts: 147 Zack Crockett at San Diego 12/31/95 (13-147)
 125 Edgerrin James at Kansas City 1/11/04 (26-125)
 122 Joseph Addai vs. Kansas City 1/6/07 (25-122)
 116 Tom Matte vs. New York Jets 1/12/69* (11-116)
 Norm Bulaich vs. Cincinnati 12/26/70 (25-116)
 Opp: 209 Lamar Smith at Miami 12/30/00 (40-209)
 176 Priest Holmes at Kansas City 1/11/04 (24-176)
 166 LaGarrette Blount at New England 1/11/14
 162 Eddie George vs. Tennessee 1/16/00 (26-162)
 153 Franco Harris at Pittsburgh 12/27/75 (27-153)
 144 Corey Dillon at New England 1/16/05 (23-144)

HIGHEST AVERAGE (min. 15 carries)

CAREER:

- 8.1 Zack Crockett, 1995-97
 4.4 John Unitas, 1956-72
 4.2 Alan Ameche, 1955-60
 Tom Matte, 1961-72
 Dominic Rhodes, 2001-06,08,10



Running back Zack Crockett holds the team's record for single-game rushing yardage in the postseason after tallying 147 yards against San Diego in 1995.

GAME:

- Colts: 11.3 Zack Crockett at San Diego 12/31/95
 10.6 Tom Matte vs. New York Jets 1/12/69*
 5.5 Jerry Hill at Cleveland 12/29/68
 Opp: 7.5 Thomas Jones vs. Chicago 2/4/07*
 7.3 Franco Harris vs. Pittsburgh 12/19/76
 Priest Holmes at Kansas City 1/11/04

**MOST RUSHING TOUCHDOWNS****CAREER:**

- 5 Edgerrin James, 1999-05
- 4 Joseph Addai, 2006-11
- 3 Tom Matte, 1961-72
- Peyton Manning, 1998-11

MOST RUSHING TOUCHDOWNS**GAME:**

- Colts: 3 Tom Matte at Cleveland 12/29/68
 2 Alan Ameche at New York Giants 12/28/58
 Edgerrin James at Kansas City 1/11/04
 Norm Bulaich vs. Oakland 1/3/71
 Don Nottingham at Cleveland 12/26/71
 Ron Lee vs. Oakland 12/24/77
 Zack Crockett at San Diego 12/31/95
- Opp: 4 LaGarrette Blount at New England 1/11/14
 2 Reggie Harrison vs. Pittsburgh 12/19/76
 Jerome Bettis at Pittsburgh 12/29/96
 Kordell Stewart at Pittsburgh 12/29/96
 Lamar Smith at Miami 12/30/00
 LaMont Jordan at NY Jets 1/4/03
 Priest Holmes at Kansas City 1/11/04
 Darren Sproles at San Diego 1/3/09
 LaDainian Tomlinson vs. NY Jets 1/8/11

LONGEST RUSH

- Colts: 66t Zack Crockett at San Diego 12/31/95
 58t Tom Matte vs. New York Jets 1/12/69*
- 36t Dominic Rhodes vs. Chicago 2/4/07*
- Opp: 73t LaGarrette Blount at New England 1/11/14
 68t Eddie George vs. Tennessee 1/16/00
 52 Thomas Jones vs. Chicago 2/4/07*
- 50 Franco Harris vs. Pittsburgh 12/19/76

LONGEST RUSHING TOUCHDOWN

- Colts: 66 Zack Crockett at San Diego 12/31/95
 33 Zack Crockett at San Diego 12/31/95
 13 Ron Lee vs. Oakland 12/24/77
 12 Tom Matte at Cleveland 12/27/68
- Opp: 73t LaGarrette Blount at New England 1/11/14
 68 Eddie George vs. Tennessee 1/16/00
 31 Jon Witman at Pittsburgh 12/29/96
 30 Clarence Davis vs. Oakland 12/24/77

PASSING**MOST ATTEMPTS****CAREER:**

- 718 Peyton Manning, 1998-11
- 226 John Unitas, 1956-72
- 140 Andrew Luck, 2012-13

GAME:

- Colts: 54 Andrew Luck at Baltimore 1/6/13
 48 Peyton Manning vs. San Diego 1/13/08 (33-48-402-3-2)
 47 Peyton Manning at New England 1/18/04 (23-47-237-1-4)
 Peyton Manning vs. New England 1/21/07 (27-47-349-1-1)
 45 Peyton Manning vs. New Orleans 2/7/10* (31-45-333-1-1)
 45 Andrew Luck vs. Kansas City 1/4/14 (29-45-436-4-3)
 44 Peyton Manning vs. Baltimore 1/16/10 (30-44-246-2-1)
- Opp: 47 Stan Humphries at San Diego 12/31/95 (23-47-292-2-4)
 46 Alex Smith vs. Kansas City 1/4/14 (30-46-363-4-0)
 44 Joe Kapp vs. Minnesota 12/22/68 (26-44-287-2-2)
 41 Neil O'Donnell at Pittsburgh 1/14/96 (25-41-205-1-1)
 40 Kenny Stabler vs. Oakland 12/24/77 (21-40-345-3-2)

MOST COMPLETIONS**CAREER:**

- 453 Peyton Manning, 1998-11
- 120 John Unitas, 1956-72
- 77 Andrew Luck, 2012-13

GAME:

- Colts: 33 Peyton Manning vs. San Diego 1/13/08 (33-48-402-3-2)
 31 Peyton Manning vs. New Orleans 2/7/10* (31-45-333-1-1)
 30 Peyton Manning vs. Kansas City 1/6/07 (30-38-268-1-3)
 Peyton Manning vs. Baltimore 1/16/10 (30-44-246-2-1)
- Opp: 32 Drew Brees vs. New Orleans 2/7/10* (32-39-288-2-0)
 30 Alex Smith vs. Kansas City 1/4/14 (30-46-363-4-0)
 26 Joe Kapp vs. Minnesota 12/22/68 (26-44-287-2-2)
 25 Neil O'Donnell at Pittsburgh 1/14/96 (25-41-205-1-1)
 24 Jake Plummer vs. Denver 1/9/05 (24-34-284-2-1)

MOST YARDS**CAREER:**

- 5389 Peyton Manning, 1998-11
- 1663 John Unitas, 1956-72
- 1062 Andrew Luck, 2012-13

GAME:

- Colts: 458 Peyton Manning vs. Denver 1/9/05 (27-33-458-4-1)
 436 Andrew Luck vs. Kansas City 1/4/14 (29-45-436-4-3)
 402 Peyton Manning vs. San Diego 1/13/08 (33-48-402-3-2)
 377 Peyton Manning vs. Denver 1/4/04 (22-26-377-5-0)
 Peyton Manning vs. NYJ 1/24/10 (26-39-377-3-0)
 349 John Unitas at New York Giants 12/28/58 (26-40-349-1-1)
 Peyton Manning vs. New England 1/21/07 (27-47-349-1-1)
- Opp: 363 Alex Smith vs. Kansas City 1/4/14 (30-46-363-4-0)
 345 Kenny Stabler vs. Oakland 12/24/77 (21-40-345-3-2)
 292 Stan Humphries at San Diego 12/31/95 (23-47-292-2-4)
 288 Drew Brees vs. New Orleans 2/7/10* (32-39-288-2-0)

HIGHEST COMPLETION PERCENTAGE**(Min. 50 Att/Career, 15 Att/Game)****CAREER:**

- 63.1 Peyton Manning, 1998-11
- 55.0 Andrew Luck, 2012
- 53.1 John Unitas, 1956-72

GAME:

- Colts: 84.6 Peyton Manning vs. Denver 1/4/04 (22-26-377-5-0)
 81.8 Peyton Manning vs. Denver 1/9/05 (27-33-458-4-1)
 78.9 Peyton Manning vs. Kansas City 1/6/07 (30-38-268-1-3)
- Opp: 82.1 Drew Brees vs. New Orleans 2/7/10* (32-39-288-2-0)
 77.8 Terry Bradshaw vs. Pittsburgh 12/19/76 (14-18-264-3-1)
 76.7 Jake Plummer vs. Denver 1/4/04 (23-30-181-1-2)



Quarterback Peyton Manning holds the Colts record for career postseason passing yardage with 5,389.

MOST TOUCHDOWN PASSES**CAREER:**

- 29 Peyton Manning, 1998-11
- 7 John Unitas, 1956-72
- 6 Andrew Luck, 2012-13

**MOST TOUCHDOWN PASSES****GAME:**

- Colts: 5 Peyton Manning vs. Denver
1/4/04 (22-26-377-5-0)
- 4 Peyton Manning vs. Denver
1/9/05 (27-33-458-4-1)
- 4 Andrew Luck vs. Kansas City
1/4/14 (29-45-436-4-3)
- 3 Peyton Manning at Kansas City
1/11/04 (22-30-304-3-0)
- Peyton Manning vs. San Diego
1/13/08 (33-48-402-3-2)
- Peyton Manning vs. New York
Jets 1/24/10 (26-39-377-3-0)

- Opp: 4 Alex Smith vs. Kansas City
1/4/14 (30-46-363-4-0)
- 3 Frank Ryan at Cleveland
12/27/64 (11-18-206-3-1)
- Terry Bradshaw vs. Pittsburgh
12/19/76 (14-18-264-3-0)
- Kenny Stabler vs. Oakland
12/24/77 (21-40-345-3-2)
- Bernie Kosar at Cleveland
1/9/88 (20-31-229-3-1)
- Chad Pennington at New York
Jets 1/4/03 (19-25-222-3-0)
- Phillip Rivers vs. San Diego
1/13/08 (14-19-264-3-1)
- 2 (8 times) Last: Joe Flacco at
Baltimore 1/6/13 (12-23-282-2-0)

MOST PASSES HAD INTERCEPTED**CAREER:**

- 19 Peyton Manning, 1998-11
- 10 John Unitas, 1956-72
- 8 Andrew Luck, 2012-13

GAME:

- Colts: 4 Peyton Manning at New England
1/18/04 (23-47-237-1-4)
- 4 Andrew Luck at New England
1/11/14 (20-41-331-2-4)
- 3 Earl Morrall vs. New York Jets
1/12/69* (6-17-71-0-3)
- John Unitas at Miami 1/2/72
(20-36-224-0-3)
- Peyton Manning vs. Kansas City
1/6/07 (30-38-268-1-3)
- 3 Andrew Luck vs. Kansas City
1/4/14 (29-45-436-4-3)
- 2 (7 times) Last: Peyton Manning
vs. San Diego 1/13/08 (33-48-
402-3-2)

- Opp: 4 Stan Humphries at San Diego
12/31/95 (23-47-292-2-4)
- 3 George Blanda vs. Oakland
1/3/71 (17-32-271-2-3)
- Craig Morton vs. Dallas 1/17/71*
(12-26-127-1-3)
- Bill Nelsen at Cleveland
12/26/71 (9-21-104-0-3)
- Steve Bono at Kansas City
1/7/96 (11-25-122-1-3)
- Jay Fiedler at Miami 12/30/00
(19-34-185-1-3)

LONGEST PASS PLAY

- Colts: 87t Peyton Manning to Brandon
Stokley vs. Denver 1/4/04
- 75t John Unitas to John Mackey vs.
Dallas 1/17/71*
- 72t Peyton Manning to Reggie
Wayne at San Diego 1/3/09
- 68t John Unitas to Ray Perkins vs.
Oakland 1/3/71
- Opp: 80t Mark Sanchez to Braylon
Edwards vs. NYJ 1/24/10
- 79t Alex Smith to Donnie Avery vs.
Kansas City 1/4/14
- 76t Terry Bradshaw to Frank Lewis
vs. Pittsburgh 12/19/76
- 75t Bob Griese to Paul Warfield at
Miami 1/2/72

RECEIVING**MOST RECEPTIONS****CAREER:**

- 92 Reggie Wayne, 2001-13
- 65 Marvin Harrison, 1996-08
- 64 Dallas Clark, 2003-11

MOST RECEPTIONS**GAME:**

- Colts: 13 T.Y. Hilton vs. Kansas City
1/14/14 (13-224, 2 TDs)
- 12 Raymond Berry at New York
Giants 12/28/58 (12-178, 1 TD)
- 11 Pierre Garcon vs. New York Jets
1/24/10 (11-151, 1 TD)
- 10 Reggie Wayne vs. Denver 1/9/05
(10-221, 2 TDs)
- Joseph Addai vs. Chicago 2/4/07*
(10-66)
- 9 Dallas Clark vs. Kansas City
1/6/07 (9-103)
- Joseph Addai vs. San Diego
1/13/08 (9-67)
- Reggie Wayne at Baltimore
1/6/13 (9-114)
- Opp: 10 Ronnie Harmon at San Diego
12/31/95 (10-133)
- 9 Bob Schnelker vs. New York
Giants 12/27/59 (9-175, 1 TD)
- Ray Rice vs. Baltimore 1/16/10
(9-60)

MOST YARDS**CAREER:**

- 1242 Reggie Wayne, 2001-13
- 883 Marvin Harrison, 1996-08
- 847 Dallas Clark, 2003-11

GAME:

- Colts: 224 T.Y. Hilton vs. Kansas City
1/4/14 (13-224, 2 TDs)
- 221 Reggie Wayne vs. Denver
1/9/05 (10-221, 2 TDs)
- 178 Raymond Berry at New York
Giants 12/28/58 (12-178, 1 TD)
- 151 Pierre Garcon vs. New York
Jets 1/24/10 (11-151, 1 TD)

- 148 Willie Richardson vs.
Minnesota 12/22/68 (6-148)
- 144 Brandon Stokley vs. Denver
1/4/04 (4-144)
- Opp: 175 Bob Schnelker vs. New York
Giants 12/27/59 (9-175, 1 TD)
- 150 Dwayne Bowe vs. Kansas City
1/4/14 (8-150, 1 TD)
- 145 Anquan Boldin at Baltimore
1/6/13 (5-145, 1 TD)
- 133 George Sauer vs. New York
Jets 1/12/69* (8-133)
- Ronnie Harmon at San Diego
12/31/95 (10-133)
- 130 Gary Collins at Cleveland
12/27/64 (5-130, 3 TD)
- 125 Paul Warfield at Miami 1/2/72
(2-125, 1 TD)
- 113 Cliff Branch vs. Oakland
12/24/77 (6-113)

HIGHEST AVERAGE**(Min. 10 Rec., 2 Rec/Game)****CAREER:**

- 21.1 Eddie Hinton, 1969-72
- 18.9 Lenny Moore, 1956-67
- 18.9 Willie Richardson, 1963-69, 71

GAME:

- Colts: 42.0 Lenny Moore vs. New York
Giants 12/27/59 (3-126, 1 TD)
- 40.0 Ray Perkins vs. Oakland
1/3/71 (2-80, 1 TD)
- John Mackey vs. Dallas
1/17/71* (2-80, 1 TD)
- Opp: 62.5 Paul Warfield at Miami 1/2/72
(2-125, 1 TD)
- 51.5 Frank Lewis vs. Pittsburgh
12/19/76 (2-103, 1 TD)
- 50.0 Braylon Edwards vs. New York
Jets 1/24/10 (2-100, 1 TD)

MOST TOUCHDOWN RECEPTIONS**CAREER:**

- 9 Reggie Wayne, 2001-13
- 4 Dallas Clark, 2003-11
- 3 Brandon Stokley, 2003-06
- Pierre Garcon, 2008-11
- 2 Austin Collie, 2009-12
- Marvin Harrison, 1996-08
- John Mackey, 1963-71
- Floyd Turner, 1994-95
- T.Y. Hilton, 2012-13
- LaVon Brazill, 2012-13

MOST TOUCHDOWN RECEPTIONS**GAME:**

- Colts: 2 Marvin Harrison vs. Denver 1/4/04
- Brandon Stokley vs. Denver
1/4/04
- Reggie Wayne vs. Denver 1/9/05
- T.Y. Hilton vs. Kansas City 1/4/14
- LaVon Brazill at New England
1/11/14

ADMINISTRATION

COACHING
STAFFFOOTBALL
OPERATIONSBUSINESS
OPERATIONS

PLAYERS

2013 SEASON
IN REVIEWCOLTS
HISTORY

RECORDS

COLTS IN THE
COMMUNITY



Opp: 3 Gary Collins at Cleveland 12/27/64
 Dave Casper vs. Oakland 12/24/77
 2 Lynn Swann vs. Pittsburgh 12/19/76

LONGEST RECEPTION

Colts: 871 Brandon Stokley from Peyton Manning vs. Denver 1/4/04
 751 John Mackey from John Unitas vs. Dallas 1/17/71*
 721 Reggie Wayne from Peyton Manning at San Diego 1/3/09
 681 Ray Perkins from John Unitas vs. Oakland 1/3/71
 641 T.Y. Hilton vs. Kansas City 1/4/14
 60 Lenny Moore from John Unitas at New York Giants 12/28/58
 Opp: 801 Braylon Edwards vs. New York Jets 1/24/10
 791 Donnie Avery vs. Kansas City 1/4/14
 761 Frank Lewis from Terry Bradshaw vs. Pittsburgh 12/19/76
 751 Paul Warfield from Bob Griese at Miami 1/2/72
 621 Kyle Rote from Charlie Conerly at New York Giants 12/28/58
 561 Richie Anderson at New York Jets 1/4/03
 561 Darren Sproles vs. San Diego 1/13/08

YARDS FROM SCRIMMAGE

MOST ATTEMPTS

CAREER:

204 Joseph Addai, 2006-11
 185 Edgerrin James, 1999-05
 109 Dominic Rhodes, 2001-06,08,10

GAME:

Colts: 32 Joseph Addai vs. Kansas City 1/6/07 (25 rush/7 rec.)
 30 Lydell Mitchell at Pittsburgh 12/27/75 (26 rush/4 rec.)
 29 Joseph Addai vs. Chicago 2/4/07* (19 rush/10 rec.)
 Opp: 43 Lamar Smith at Miami 12/30/00 (40 rush/3 rec.)
 34 Matt Snell vs. New York Jets 1/12/69* (30 rush/4 rec.)
 30 Jim Brown at Cleveland 12/27/64 (27 rush/3 rec.)


MOST YARDS

CAREER:

1242 Reggie Wayne, 2001-13
 919 Joseph Addai, 2006-11
 883 Marvin Harrison, 1996-08

GAME:

Colts: 224 T.Y. Hilton vs. Kansas City 1/4/14 (224 rec.)
 221 Reggie Wayne vs. Denver 1/9/05 (221 rec.)
 178 Raymond Berry at New York Giants 12/28/58 (178 rec.)
 157 Zack Crockett at San Diego 12/31/95 (147 rush/10 rec.)
 Opp: 227 Lamar Smith at Miami 12/30/00 (209 rush/18 rec.)
 208 Priest Holmes at Kansas City 1/11/04 (176 rush/32 rec.)
 176 Eddie George vs. Tennessee 1/16/00 (162 rush/14 rec.)
 175 Bob Schnelker vs. New York Giants 12/27/59 (175 rec.)



Raymond Berry ranks second in franchise history in postseason single-game yards from scrimmage with 178 against the New York Giants in 1958.

PUNTING

MOST PUNTS

CAREER:

60 David Lee, 1966-78
 52 Hunter Smith, 1999-08
 26 Pat McAfee, 2009-13

GAME:

Colts: 12 David Lee vs. Oakland 12/24/77
 9 David Lee at Pittsburgh 12/27/75
 8 Tom Gilburg at Green Bay 12/26/65
 Chris Gardocki at Pittsburgh 12/29/96
 Opp: 9 Ron Widby vs. Dallas 1/17/71*
 8 Dave Lewis vs. Cincinnati 12/26/70
 Ray Guy vs. Oakland 12/24/77

MOST PUNT YARDS

CAREER:

2397 David Lee, 1966-78
 2288 Hunter Smith, 1999-08
 1207 Pat McAfee, 2009-13

GAME:

Colts: 438 David Lee vs. Oakland 12/24/77
 361 David Lee at Pittsburgh 12/27/75
 340 Hunter Smith vs. Tennessee 1/16/00

Opp: 377 Ron Widby vs. Dallas 1/17/71*
 374 Ray Guy vs. Oakland 12/24/77
 316 Mike Scifres at San Diego 1/3/09

HIGHEST PUNTING AVERAGE (Min. 2/Career, 3 Att/Game)

CAREER:

46.4 Pat McAfee, 2009-13
 44.0 Hunter Smith, 1999-08
 41.1 Chris Gardocki, 1995-97

GAME:

Colts: 52.8 Hunter Smith vs. New England 1/21/07 (4-211)
 51.8 Pat McAfee at New England 1/11/14 (5-259)
 50.8 Raymond Brown at New York Giants 12/28/58 (4-203)
 50.0 Chris Gardocki at Pittsburgh 1/14/96 (4-200)
 Opp: 59.0 Mike Scifres vs. San Diego 1/13/08 (3-177)
 52.7 Mike Scifres at San Diego 1/3/09 (6-316)
 52.3 Dustin Colquitt vs. Kansas City 1/6/07 (6-314)

MOST TOUCHBACKS

CAREER:

7 David Lee, 1966-78
 6 Hunter Smith, 1999-08

GAME:

Colts: 2 David Lee at Pittsburgh 12/27/75
 Opp: 4 Sean Weatherford vs. New York Jets 1/8/11
 3 Ray Guy vs. Oakland 12/24/77

MOST PUNTS BLOCKED

CAREER:

1 David Lee, 1966-78

GAME:

Colts: 1 David Lee vs. Oakland 12/24/77
 Opp: None

LONGEST PUNT

GAME:

Colts: 63 Hunter Smith at San Diego 1/3/09
 60 Hunter Smith at San Diego 1/3/09
 58 Rohn Stark at Cleveland 1/9/88
 Hunter Smith vs. New England 1/21/07
 58 Pat McAfee at New England 1/11/14
 Opp: 67 Mike Scifres at San Diego 1/3/09
 66 Dustin Colquitt vs. Kansas City 1/6/07
 Mike Scifres vs. San Diego 1/13/08

2013 SEASON IN REVIEW
 COLTS HISTORY
 RECORDS
 COLTS IN THE COMMUNITY
 PLAYERS
 BUSINESS OPERATIONS
 FOOTBALL OPERATIONS
 COACHING STAFF
 ADMINISTRATION

PUNT RETURNS

MOST RETURNS

CAREER:

- 15 Terrence Wilkins, 1999-01,03,06
- 13 Ron Gardin, 1970-71
- 12 Rick Volk, 1967-75

GAME:

- Colts: 7 Ron Gardin vs. Cincinnati 12/26/70
- 5 Rick Volk at Miami 1/2/72
Jahine Arnold at Pittsburgh 12/29/96
- 4 (7 times) Last: T.J. Rushing vs. Baltimore 1/16/10
- Opp: 5 Neil Colzie vs. Oakland 12/24/77
Jahine Arnold at Pittsburgh 12/29/96
- 20 Antwaan Randle El vs. Pittsburgh 1/15/06
- 4 Tamarick Vanover at Kansas City 1/7/96
Jacoby Jones at Baltimore 1/6/13

MOST YARDS

CAREER:

- 167 Terrence Wilkins, 1999-01, 03,06
- 79 T.J. Rushing, 2006-09
- 71 Ray Buchanan, 1993-96

GAME:

- Colts: 52 Ray Buchanan at San Diego 12/31/95
- 46 T.J. Rushing vs. San Diego 1/13/08
- 42 Terrence Wilkins vs. Chicago 2/4/07*
- Opp: 77 Jahine Arnold at Pittsburgh 12/29/96
- 72 Darren Sproles at San Diego 1/3/09
- 71 Leroy Kelly at Cleveland 12/26/71

HIGHEST AVERAGE

(Min. 4 Returns, 2/Game)

CAREER:

- 11.8 Ray Buchanan, 1993-96
- 11.1 Terrence Wilkins, 1999-01, 03, 06
- 10.3 Howard Stevens, 1975-77

GAME:

- Colts: 26.0 Ray Buchanan at San Diego 12/31/95 (2-52)
- 15.3 T.J. Rushing vs. San Diego 1/13/08 (3-46)
- 14.0 Terrence Wilkins vs. Chicago 2/4/07* (3-42)
- Opp: 24.0 Darren Sproles at San Diego 1/3/09 (3-72)
- 23.7 Leroy Kelly at Cleveland 12/26/71 (3-71)
- 17.7 Andre Hastings at Pittsburgh 1/14/96 (3-53)

LONGEST RETURN GAME:

- Colts: 46 Ray Buchanan at San Diego 12/31/95
- 24 Terrence Wilkins vs. Tennessee 1/16/00
- 22 T.J. Rushing vs. San Diego 1/13/08
- Opp: 48 Leroy Kelly at Cleveland 12/26/71
- 34 Jacoby Jones at Baltimore 1/6/13
- 33 Andre Hastings at Pittsburgh 1/14/96

KICKOFF RETURNS

MOST RETURNS

CAREER:

- 20 Terrence Wilkins, 1999-00,03,06
- 19 Dominic Rhodes, 2001-06,08,10
- 12 Chad Simpson, 2008-09

GAME:

- Colts: 6 Albert Bentley at Cleveland 1/9/88
- 5 (6 times) Last: Chad Simpson vs. New Orleans 2/7/10*
- Opp: 7 Dante Hall at Kansas City 1/11/04
- 6 (4 times) Last: Ellis Hobbs vs. New England 1/21/07

MOST YARDS

CAREER:

- 417 Dominic Rhodes, 2001-06,08,10
- 386 Terrence Wilkins, 1999-01,03,06
- 258 Chad Simpson, 2008-09

GAME:

- Colts: 134 Marshall Johnson vs. Oakland 12/24/77
- 129 T.J. Rushing vs. San Diego 1/13/08
- 121 Dominic Rhodes at New England 1/18/04
- 114 Albert Bentley at Cleveland 1/9/88
- 111 Chad Simpson vs. New Orleans 2/7/10*
- Opp: 220 Ellis Hobbs vs. New England 1/21/07
- 208 Dante Hall at Kansas City 1/11/04
- 169 Carl Garrett vs. Oakland 12/24/77

HIGHEST AVERAGE

(Min. 3/Career, 2/Game)

CAREER:

- 44.7 Marshall Johnson, 1975-80
- 30.0 LaVon Brazill, 2012-13
- 27.8 Preston Pearson, 1967-68
- 27.7 Charlie Pittman, 1971

GAME:

- Colts: 44.7 Marshall Johnson vs. Oakland 12/24/77 (3-136, 1 TD)

- 30.0 LaVon Brazill vs. Kansas City 1/4/14 (3-90)
- 29.5 Preston Pearson vs. New York Jets 1/12/69* (2-59)
- 29.0 Charlie Pittman at Miami 1/2/72 (2-58)
- 27.7 Chad Simpson vs. New York Jets 1/24/10 (3-83)
- Opp: 36.7 Ellis Hobbs vs. New England 1/21/07 (6-220)
- 33.8 Carl Garrett vs. Oakland 12/24/77 (5-169)
- 30.0 Phil King vs. New York Giants 12/27/59 (2-60)
- 30.0 Jacoby Jones at Baltimore 1/6/13 (2-60)

LONGEST RETURN

GAME:

- Colts: 87t Marshall Johnson vs. Oakland 12/24/77
- 38 Charlie Pittman at Miami 1/2/72
Albert Bentley at Cleveland 1/9/88
- Opp: 92t Dante Hall at Kansas City 1/11/04
- Devin Hester vs. Chicago 2/4/07*
- 80 Ellis Hobbs vs. New England 1/21/07

SACKS

(*SINCE 1982)

MOST SACKS

CAREER:

- 9.0 Dwight Freene, 2002-12
- 6.5 Robert Mathis, 2003-13
- 3.0 Larry Tripplett, 2002-05

GAME:

- 2.0 Dwight Freene vs. Kansas City 1/6/07
- 2.0 Dwight Freene at San Diego 1/3/09
- 2.0 Robert Mathis at San Diego 1/3/09

INTERCEPTIONS

MOST INTERCEPTIONS

CAREER:

- 5 Jerry Logan, 1963-72
- Rick Volk, 1967-75
- 4 Antoine Bethea, 2006-13
- 3 Mike Curtis, 1965-75
- Kelvin Hayden, 2005-10

GAME:

- Colts: 2 Johnny Sample vs. New York Giants 12/27/59
- Rick Volk at Cleveland 12/26/71
- Lloyd Mumphord at Pittsburgh 12/27/75
- Bruce Laird vs. Oakland 12/24/77
- Jason Belser at San Diego 12/31/95
- Chad Cota at Miami 12/30/00
- David Macklin vs. Denver 1/4/04
- Opp: 3 Ty Law at New England 1/18/04
- 2 Randy Beverly vs. New York Jets 1/12/69*

ADMINISTRATION
STAFF
COACHING
STAFF
FOOTBALL
OPERATIONS
BUSINESS
OPERATIONS
PLAYERS
2013 SEASON
IN REVIEW
COLTS
HISTORY
RECORDS
COLTS IN THE
COMMUNITY



ADMINISTRATION

COACHING STAFF

FOOTBALL OPERATIONS

BUSINESS OPERATIONS

PLAYERS

2013 SEASON IN REVIEW

COLTS HISTORY

RECORDS

COLTS IN THE COMMUNITY

Chuck Howley vs. Dallas
1/17/71*

Ty Law vs. Kansas City 1/6/07

Ed Reed at Baltimore 1/13/07

Husain Abdullah vs. Kansas City
1/4/14

MOST RETURN YARDS

CAREER:

- 112 Rick Volk, 1967-75
- 76 Johnny Sample, 1958-60
- 72 Eugene Daniel, 1984-96

GAME:

- Colts: 76 Johnny Sample vs. New York Giants 12/27/59
- 68 Jason Belser at San Diego 12/31/95
- 67 Lloyd Mumphord at Pittsburgh 12/27/75
- Opp: 74 Tracy Porter vs. New Orleans 2/7/10*
- 62 Dick Anderson at Miami 1/2/71
- 48 Frank Minnifield at Cleveland 1/9/88

HIGHEST AVERAGE (Minimum 3)

CAREER:

- 22.4 Rick Volk, 1967-75
- 20.0 Kelvin Hayden, 2005-10
- 13.2 Jerry Logan, 1963-72

GAME (MIN. 2):

- Colts: 38.0 Johnny Sample vs. New York Giants 12/27/59
- 34.0 Jason Belser at San Diego 12/31/95
- 33.5 Lloyd Mumphord at Pittsburgh 12/27/75
- Opp: 21.5 Ty Law vs. Kansas City 1/6/07
- 11.0 Chuck Howley vs. Dallas 1/17/71*

LONGEST RETURN-TD RETURNS

GAME:

- Colts: 611 Bruce Laird vs. Oakland 12/24/77
- 59† Eugene Daniel at Pittsburgh 12/29/96
- 58† Lloyd Mumphord at Pittsburgh 12/27/75
- 56† Kelvin Hayden vs. Chicago 2/4/07*
- 42† Johnny Sample vs. New York Giants 12/27/59
- Opp: 74† Tracy Porter vs. New Orleans 2/7/10*
- 62† Dick Anderson at Miami 1/2/72
- 48† Frank Minnifield at Cleveland 1/9/88
- 39† Asante Samuel vs. New England 1/21/07
- 38† Ed Reed vs. Baltimore 1/16/10

FUMBLES

FUMBLE RETURNS FOR TOUCHDOWNS

- Colts: 60 Mike Curtis vs. Minnesota 12/22/68
- 25 Don Shinnick at Green Bay 12/26/65
- Opp: 93 Andy Russell at Pittsburgh 12/27/75



Mike Curtis holds the team record for the longest fumble return for a touchdown when he recorded a 60-yard return in 1968 against the Minnesota Vikings.

COLTS TEAM PLAYOFF RECORDS

(*Denotes Super Bowl)

SCORING

MOST POINTS

- Colts: 49 vs. Denver 1/9/05
- 45 vs. Kansas City 1/4/14
- 41 vs. Denver 1/4/04
- 38 at Kansas City 1/11/04
- vs. New England 1/21/07
- 35 at San Diego 12/31/95
- Opp: 44 vs. Kansas City 1/4/14
- 43 at New England 1/11/14
- 42 at Pittsburgh 12/29/96
- 41 at New York Jets 1/4/03
- 40 vs. Pittsburgh 12/19/76
- 38 at Cleveland 1/9/88
- 37 vs. Oakland 12/24/77

FEWEST POINTS

- Colts: 0 at Cleveland 12/27/64
- at Miami 1/2/72
- at New York Jets 1/4/03
- 3 at New England 1/16/05
- Opp: 0 at Cleveland 12/29/68
- vs. Cincinnati 12/26/70
- 3 at Cleveland 12/26/71
- vs. Baltimore 1/16/10

MOST POINTS BOTH TEAMS

- 89 vs. Kansas City 1/4/14 (Colts 45, Chiefs 44)
- 73 vs. Denver 1/9/05 (Colts 49, Broncos 24)
- 72 vs. New England 1/21/07 (Colts 38, Patriots 34)
- 69 at Kansas City 1/11/04 (Colts 38, Chiefs 31)

- 68 vs. Oakland 12/24/77 (Raiders 37, Colts 31, 2 OT)
- 65 at New England 1/11/14 (Patriots 43, Colts 22)
- 59 at Cleveland 1/9/88 (Browns 38, Colts 21)

FEWEST POINTS BOTH TEAMS

- 17 vs. Cincinnati 12/26/70 (Colts 17, Bengals 0)
- at Kansas City 1/7/96 (Colts 10, Chiefs 7)
- 21 at Miami 1/2/72 (Dolphins 21, Colts 0)
- at Baltimore 1/13/07 (Colts 15, Ravens 6)
- 23 (5 times) Last: vs. Baltimore 1/16/10 (Colts 20, Ravens 3)

MOST TOUCHDOWNS

- Colts: 7 vs. Denver 1/9/05
- 6 vs. Kansas City 1/4/14
- 5 at San Diego 12/31/95
- vs. Denver 1/4/04
- at Kansas City 1/11/04
- Opp: 6 at New England 1/11/14
- 5 vs. Pittsburgh 12/19/76
- vs. Oakland 12/24/77
- at Cleveland 1/9/88
- at Pittsburgh 12/29/96
- at New York Jets 1/4/03
- vs. Kansas City 1/4/14
- 4 (5 times) Last: vs. San Diego 1/13/08

MOST RUSHING TOUCHDOWNS

- Colts: 4 at Cleveland 12/29/68
- 3 at San Diego 12/31/95
- vs. Denver 1/9/05
- 2 (7 times) Last: vs. New England 1/21/07
- Opp: 6 at New England 1/11/14
- 5 at Pittsburgh 12/29/96
- 3 at Pittsburgh 12/27/75
- at San Diego 1/3/09
- 2 (7 times) Last: vs. NY Jets 1/8/11

MOST PASSING TOUCHDOWNS

- Colts: 5 vs. Denver 1/4/04
- 4 vs. Denver 1/9/05
- 3 vs. Kansas City 1/4/14
- 4 at Kansas City 1/11/04
- vs. San Diego 1/13/08
- vs. New York Jets 1/24/10
- Opp: 4 vs. Kansas City 1/4/14
- 3 at Cleveland 12/27/64
- vs. Pittsburgh 12/19/76
- vs. Oakland 12/24/77
- at Cleveland 1/9/88
- at New York Jets 1/4/03
- vs. San Diego 1/13/08

MOST DEFENSIVE TOUCHDOWNS

Colts: 1 vs. New York Giants 12/28/58
 at Green Bay 12/26/65
 vs. Minnesota 12/22/68
 vs. Oakland 12/24/77
 at Pittsburgh 12/29/96
 vs. Chicago 2/4/07*
 Opp: 1 vs. Miami 1/2/72
 vs. Pittsburgh 12/27/75
 at Cleveland 1/9/88
 vs. New England 1/21/07
 vs. New Orleans 2/7/10*

MOST PATS/ATTEMPTS

Colts: 7/7 vs. Denver 1/9/05
 6/6 vs. Kansas City 1/4/14
 5/5 at San Diego 12/31/95
 vs. Denver 1/4/04
 at Kansas City 1/11/04
 Opp: 5/5 at Cleveland 1/9/88
 at New York Jets 1/4/03
 vs. Kansas City 1/4/14
 at New England 1/11/14
 4/5 vs. Pittsburgh 12/19/76
 4/4 (7 times) Last: vs. San Diego
 1/13/08

MOST FIELD GOALS

Colts: 5 at Baltimore 1/13/07
 3 (9 times) Last: at Baltimore
 1/6/13
 Opp: 5 at New England 1/18/04
 4 vs. Tennessee 1/16/00
 3 vs. New York Giants 12/27/59
 vs. New York Jets 1/12/69*
 vs. New Orleans 2/7/10*
 vs. Kansas City 1/4/14

MOST FIELD GOAL ATTEMPTS

Colts: 5 at Baltimore 1/13/07
 4 (5 times) Last: at Baltimore
 1/6/13
 Opp: 5 at New England 1/18/04
 4 vs. Tennessee 1/16/00
 3 (9 times) Last: vs. Kansas
 City 1/4/14

FIRST DOWNS

MOST

Colts: 32 vs. New England 1/21/07
 29 vs. San Diego 1/13/08
 28 vs. Kansas City 1/6/07
 27 (4 times) Last: vs.
 New York Jets 1/24/10
 Opp: 30 vs. Kansas City 1/4/14
 29 vs. Pittsburgh 12/19/76
 28 vs. Oakland 12/24/77
 27 at San Diego 12/31/95
 26 at Miami 12/30/00
 at New York Jets 1/4/03
 at San Diego 1/3/09

FEWEST

Colts: 8 at Pittsburgh 12/29/96
 9 at Green Bay 12/26/65
 10 at Pittsburgh 12/19/76
 at New York Jets 1/4/03
 11 at Cleveland 12/27/64
 Opp: 7 vs. Cincinnati 12/26/70
 vs. Kansas City 1/6/07
 10 at New York Giants 12/28/58
 vs. Dallas 1/17/71*
 11 at Cleveland 12/26/71
 vs. Chicago 2/4/07*

MOST BOTH TEAMS

58 vs. Kansas City 1/4/14 (Colts
 28, Chiefs 30)
 51 at Kansas City 1/11/04 (Colts
 27, Chiefs 24)
 50 vs. Oakland 12/24/77 (Raiders
 28, Colts 22)
 49 vs. New England 1/21/07 (Colts
 32, Patriots 17)
 vs. San Diego 1/13/08 (Colts
 29, Chargers 20)
 48 at Cleveland 1/9/88 (Browns
 25, Colts 23)

FEWEST BOTH TEAMS

23 vs. Cincinnati 12/26/70 (Colts
 16, Bengals 7)
 24 vs. Dallas 1/17/71* (Colts 14,
 Cowboys 10)
 26 at Pittsburgh 12/27/75
 (Steelers 16, Colts 10)
 27 at Cleveland 12/26/71 (Colts
 16, Browns 11)
 28 at Baltimore 1/13/07 (Colts 15,
 Ravens 13)

MOST RUSHING

Colts: 13 at Cleveland 12/29/68
 vs. Kansas City 1/6/07
 12 vs. Cincinnati 12/26/70
 vs. Chicago 2/4/07*
 10 vs. Oakland 12/24/77
 at San Diego 12/31/95
 at Kansas City 1/11/04
 Opp: 16 at Pittsburgh 12/29/96
 at Miami 12/30/00
 13 at Pittsburgh 12/27/75
 at New York Jets 1/4/03
 at New England 1/11/14
 12 vs. Pittsburgh 12/19/76

FEWEST RUSHING

Colts: 0 at Pittsburgh 12/29/96
 at New England 1/16/05
 2 vs. Minnesota 12/22/68
 at New York Jets 1/4/03
 3 vs. New York Giants 12/27/59
 vs. Tennessee 1/16/00
 vs. Baltimore 1/16/10
 at New England 1/11/14
 Opp: 2 at Cleveland 12/29/68
 vs. Cincinnati 12/26/70
 vs. Kansas City 1/6/07
 vs. Baltimore 1/16/10

3 at New York Giants 12/28/58
 vs. Chicago 2/4/07*
 vs. New Orleans 2/7/10*

MOST PASSING

Colts: 23 vs. Kansas City 1/4/14
 21 vs. San Diego 1/13/08
 20 vs. New England 1/21/07
 19 vs. New York Jets 1/24/10
 18 vs. Denver 1/9/05
 17 at New York Giants 12/28/58
 vs. Denver 1/4/04
 at Kansas City 1/11/04
 at New England 1/16/05
 Opp: 20 at San Diego 12/31/95
 17 vs. Minnesota 12/22/68
 vs. Oakland 12/24/77
 16 vs. New Orleans 2/7/10*
 vs. Kansas City 1/4/14
 15 vs. Pittsburgh 12/19/76
 at New England 1/18/10

FEWEST PASSING

Colts: 2 at Green Bay 12/26/65
 4 at Cleveland 12/27/64
 vs. Cincinnati 12/26/70
 at Pittsburgh 12/27/75
 6 vs. Dallas 1/17/71*
 Opp: 3 at Pittsburgh 12/27/75
 4 at Miami 1/2/72
 5 (5 times) Last: vs. Kansas
 City 1/6/07

MOST BY PENALTY

Colts: 4 vs. Dallas 1/17/71*
 vs. Pittsburgh 12/19/76
 vs. Oakland 12/24/77
 vs. San Diego 1/13/08
 3 (6 times) Last: at Baltimore
 1/6/13
 Opp: 3 at Cleveland 12/27/64
 at Green Bay 12/26/65
 vs. Oakland 12/24/77
 at Pittsburgh 1/14/96
 vs. Pittsburgh 1/15/06
 at San Diego 1/3/09
 2 (6 times) Last: vs. San Diego
 1/13/08

NET YARDS

MOST NET YARDS

Colts: 536 vs. Kansas City 1/4/14
 530 vs. Denver 1/9/05
 479 vs. Denver 1/4/04
 461 vs. New York Jets 1/24/10
 455 vs. New England 1/21/07
 452 at New York Giants 12/28/58
 Opp: 526 vs. Pittsburgh 12/19/76
 513 vs. Kansas City 1/4/14
 491 vs. Oakland 12/24/77
 439 at Baltimore 1/6/13
 434 at Miami 12/30/00
 429 at San Diego 12/31/95
 419 at New England 1/11/14
 411 vs. San Diego 1/13/08

ADMINISTRATION
 COACHING STAFF
 FOOTBALL OPERATIONS
 BUSINESS OPERATIONS
 PLAYERS
 2013 SEASON IN REVIEW
 COLTS HISTORY
 RECORDS
 COLTS IN THE COMMUNITY

**FEWEST NET YARDS**

Colts: 146 at Pittsburgh 12/29/96
 154 at Pittsburgh 12/27/75
 170 vs. Pittsburgh 12/19/76
 175 at Green Bay 12/26/65
 176 at New York Jets 1/4/03
 Opp: 126 vs. Kansas City 1/6/07
 139 vs. Cincinnati 12/26/70
 165 at Cleveland 12/26/71

RUSHING**MOST YARDS**

Colts: 191 vs. Chicago 2/4/07*
 188 vs. Kansas City 1/6/07
 187 vs. Oakland 12/24/77
 184 at Cleveland 12/29/68
 178 at San Diego 12/31/95
 Opp: 258 at Miami 12/30/00
 234 at New England 1/11/14
 231 at Pittsburgh 12/29/96
 225 vs. Pittsburgh 12/19/76
 211 at Pittsburgh 12/27/75
 210 at New England 1/16/05

FEWEST YARDS

Colts: 41 at Pittsburgh 12/29/96
 42 vs. Baltimore 1/16/10
 44 vs. San Diego 1/13/08
 46 at New England 1/16/05
 50 vs. Minnesota 12/22/68
 Opp: 44 vs. Kansas City 1/6/07
 51 vs. New Orleans 2/7/10*
 56 at Cleveland 12/29/68
 63 vs. Cincinnati 12/26/70
 69 at Cleveland 12/26/71

MOST ATTEMPTS

Colts: 50 vs. Oakland 12/24/77
 47 at Green Bay 12/26/65
 vs. Cincinnati 12/26/70
 43 at Cleveland 12/26/71
 42 vs. Chicago 2/4/07*
 Opp: 51 at Pittsburgh 12/29/96
 48 at Miami 12/30/00
 47 vs. Oakland 12/24/77
 46 at New England 1/11/14
 43 vs. New York Jets 1/12/69*
 at Pittsburgh 12/27/75

FEWEST ATTEMPTS

Colts: 14 at New York Jets 1/4/03
 vs. Pittsburgh 1/15/06
 15 at Pittsburgh 12/29/96
 at New England 1/16/05
 18 vs. San Diego 1/13/08
 19 vs. New Orleans 2/7/10*
 vs. Kansas City 1/4/14
 Opp: 17 vs. Kansas City 1/6/07
 18 vs. New Orleans 2/7/10*
 19 vs. Chicago 2/4/07*
 vs. Baltimore 1/16/10
 20 at Baltimore 1/13/07

MOST ATTEMPTS BOTH TEAMS

97 vs. Oakland 12/24/77 (Colts 50,
 Raiders 47)
 86 at Green Bay 12/26/65 (Colts
 47, Packers 39)
 84 at Pittsburgh 12/27/75
 (Steelers 43, Colts 41)
 71 at Miami 12/30/00 (Dolphins
 48, Colts 23)

FEWEST ATT EMPTS BOTH TEAMS

37 vs. New Orleans 2/7/10* (Colts
 19, Saints 18)
 44 vs. Baltimore 1/16/10 (Colts 25,
 Ravens 19)
 45 vs. Denver 1/9/05 (Colts 24,
 Broncos 21)
 47 at Pittsburgh 1/14/96 (Steelers
 24, Colts 23)
 48 vs. San Diego 1/13/08
 (Chargers 30, Colts 18)

TOTAL PLAYS**MOST PLAYS**

Colts: 87 at Baltimore 1/6/13
 83 at New York Giants 12/28/58
 82 vs. Oakland 12/24/77
 81 vs. Chicago 2/4/07*
 80 vs. Kansas City 1/6/07
 vs. New England 1/21/07
 Opp: 89 vs. Oakland 12/24/77
 84 at Miami 12/30/00
 81 at Green Bay 12/26/65
 80 at San Diego 12/31/95
 vs. Kansas City 1/4/14
 75 vs. Minnesota 12/22/68

FEWEST PLAYS

Colts: 46 at New York Jets 1/4/03
 47 at Cleveland 12/27/64
 52 at Pittsburgh 12/29/96
 53 vs. Minnesota 12/22/68
 vs. Pittsburgh 12/19/76
 Opp: 45 at Miami 1/2/72
 vs. Kansas City 1/6/07
 46 vs. Cincinnati 12/26/70
 48 vs. Chicago 2/4/07*
 51 at Baltimore 1/13/07

MOST PLAYS BOTH TEAMS

171 vs. Oakland 12/24/77 (Raiders
 89, Colts 82)
 145 at New England 1/18/04 (Colts
 76, Patriots 69)
 145 vs. Kansas City 1/4/14 (Colts
 65, Chiefs 80)
 143 at Baltimore 1/6/13 (Colts 87,
 Ravens 56)
 141 at Green Bay 12/26/65
 (Packers 81, Colts 60)
 139 at Miami 12/30/00 (Dolphins
 84, Colts 55)
 vs. New England 1/21/07 (Colts
 80, Patriots 59)
 at San Diego 1/3/09 (Chargers
 74, Colts 65)

FEWEST PLAYS BOTH TEAMS

107 at Cleveland 12/27/64 (Browns
 60, Colts 47)
 112 vs. Cincinnati 12/26/70 (Colts
 66, Bengals 46)
 vs. Denver 1/4/04 (Broncos 58,
 Colts 54)
 113 at Miami 1/2/72 (Colts 68,
 Dolphins 45)
 115 vs. Dallas 1/17/71* (Cowboys
 59, Colts 56)
 115 at New York Jets 1/4/03 (Jets
 69, Colts 46)

PASSING**MOST YARDS**

Colts: 458 vs. Denver 1/9/05
 436 vs. Kansas City 1/4/14
 402 vs. San Diego 1/13/08
 394 vs. Denver 1/4/04
 377 vs. New York Jets 1/24/10
 349 at New York Giants 12/28/58
 vs. New England 1/21/07
 Opp: 345 vs. Oakland 12/24/77
 363 vs. Kansas City 1/4/14
 312 vs. San Diego 1/13/08
 308 vs. Pittsburgh 12/19/76
 302 vs. New York Jets 1/24/10
 288 vs. New Orleans 2/7/10*

FEWEST YARDS

Colts: 40 at Green Bay 12/26/65
 95 at Cleveland 12/27/64
 100 at Pittsburgh 12/27/75
 112 at Kansas City 1/7/96
 137 at New York Jets 1/4/03
 Opp: 93 vs. Cincinnati 12/26/70
 103 at Pittsburgh 12/27/75
 107 vs. Kansas City 1/6/07
 112 vs. Tennessee 1/16/00

MOST YARDS BOTH TEAMS

799 vs. Kansas City 1/4/14 (Colts
 436, Chiefs 363)
 742 vs. Denver 1/9/05 (Colts 458,
 Broncos 284)
 714 vs. San Diego 1/13/08 (Colts
 402, Chargers 312)
 679 vs. New York Jets 1/24/10 (Colts
 377, Jets 302)
 621 vs. New Orleans 2/7/10* (Colts
 333, Saints 288)
 581 vs. New England 1/21/07 (Colts
 349, Patriots 232)

FEWEST YARDS BOTH TEAMS

203 at Pittsburgh 12/27/75
 (Steelers 103, Colts 100)
 238 vs. Cincinnati 12/26/70 (Colts
 145, Bengals 93)
 264 at Kansas City 1/7/96 (Chiefs
 152, Colts 112)
 274 at Cleveland 12/26/71 (Colts
 143, Browns 131)

MOST ATTEMPTS

- Colts: 54 at Baltimore 1/6/13
- 48 vs. San Diego 1/13/08
- 47 at New England 1/18/04
- vs. New England 1/21/07
- 45 vs. New Orleans 2/7/10*
- vs. Kansas City 1/4/14
- 44 vs. Baltimore 1/16/10
- Opp: 47 at San Diego 12/31/95
- 46 vs. Kansas City 1/4/14
- 44 vs. Minnesota 12/22/68
- 41 at Green Bay 12/26/65
- at Pittsburgh 1/14/96
- 40 vs. Oakland 12/24/77

FEWEST ATTEMPTS

- Colts: 12 at Green Bay 12/26/65
- 17 vs. Cincinnati 12/26/70
- 20 at Cleveland 12/27/64
- 21 at Cleveland 12/26/71
- Opp: 8 at Miami 1/2/72
- 13 at Pittsburgh 12/27/75
- 18 at New York Giants 12/28/58
- at Cleveland 12/27/64
- 21 vs. Oakland 1/3/71



The Colts generated a team record 536 net yards against the Kansas City Chiefs in an AFC Wild Card contest on January 4, 2014. Andrew Luck threw for 443 yards and four touchdowns.

MOST ATTEMPTS BOTH TEAMS

- 91 vs. Kansas City 1/4/14 (Colts 45, Chiefs 46)
- 84 at New England 1/18/04 (Colts 47, Patriots 37)
- vs. New Orleans 2/7/10* (Colts 45, Saints 39)
- 81 vs. New England 1/21/07 (Colts 47, Patriots 34)
- 79 vs. Baltimore 1/16/10 (Colts 44, Ravens 35)
- 78 at San Diego 1/3/09 (Colts 42, Chargers 36)
- 77 at Baltimore 1/6/13 (Colts 54, Ravens 23)

FEWEST ATTEMPTS BOTH TEAMS

- 35 at Pittsburgh 12/27/75 (Colts 22, Steelers 13)
- 38 at Cleveland 12/27/64 (Colts 20, Browns 18)
- vs. Cincinnati 12/26/70 (Bengals 21, Colts 17)
- 44 at Miami 1/2/72 (Colts 36, Dolphins 8)
- 48 (2 times) Last: at Cleveland 12/26/71 (Browns 27, Colts 21)

MOST COMPLETIONS

- Colts: 33 vs. San Diego 1/13/08
- 31 vs. Kansas City 1/6/07
- vs. New Orleans 2/7/10*
- 30 vs. Baltimore 1/16/10
- 29 vs. Kansas City 1/4/14
- 28 at Baltimore 1/6/13
- 27 vs. Denver 1/9/05
- at New England 1/16/05
- vs. New England 1/21/07
- Opp: 32 vs. New Orleans 2/7/10*
- 30 vs. Kansas City 1/4/14
- 26 vs. Minnesota 12/22/68
- 25 at Pittsburgh 1/14/96
- 24 vs. Denver 1/9/05

FEWEST COMPLETIONS

- Colts: 5 at Green Bay 12/26/65
- 6 vs. Cincinnati 12/26/70
- 8 at Pittsburgh 12/27/75
- 11 (4 times) Last: vs. Pittsburgh 12/19/76
- Opp: 4 at Miami 1/2/72
- 8 vs. Cincinnati 12/26/70
- at Pittsburgh 12/27/75
- 11 at Cleveland 12/27/64

MOST COMPLETIONS BOTH TEAMS

- 63 vs. New Orleans 2/7/10* (Saints 32, Colts 31)
- 59 vs. Kansas City 1/4/14 (Colts 29, Chiefs 30)
- 51 vs. Denver 1/9/05 (Colts 27, Broncos 24)
- 51 at Baltimore 1/6/13 (Colts 28, Ravens 23)
- 50 vs. San Diego 1/13/08 (Colts 33, Chargers 17)
- vs. Baltimore 1/16/10 (Colts 30, Ravens 20)
- 49 vs. Denver 1/4/04 (Colts 26, Broncos 23)

FEWEST COMPLETIONS BOTH TEAMS

- 14 vs. Cincinnati 12/26/70 (Bengals 8, Colts 6)
- 16 at Pittsburgh 12/27/75 (Colts 8, Steelers 8)
- 22 vs. Dallas 1/9/66# (Cowboys 15, Colts 7)
- 23 at Cleveland 12/27/64 (Colts 12, Browns 11)
- vs. Dallas 1/17/71* (Cowboys 12, Colts 11)

MOST TOUCHDOWNS

- Colts: 5 vs. Denver 1/4/04
- 4 vs. Denver 1/9/05
- vs. Kansas City 1/4/14
- 3 at Kansas City 1/11/04
- vs. San Diego 1/13/08
- vs. New York Jets 1/24/10
- Opp: 4 vs. Kansas City 1/4/14
- 3 (5 times) Last: vs. San Diego 1/13/08

MOST TIMES THROWN

- ATTEMPTING TO PASS**
- Colts: 6/50 vs. Oakland 12/24/77
- 5/45 vs. Pittsburgh 12/19/76
- 5/43 vs. Pittsburgh 1/15/06
- 5/28 at Pittsburgh 12/27/75
- 4/35 at New York Giants 12/28/58
- vs. Minnesota 12/22/68
- at Pittsburgh 12/29/96
- Opp: 5/48 vs. Oakland 1/3/71
- 5/35 at Cleveland 12/26/71
- 4/34 at Cleveland 12/29/68
- 4/27 at San Diego 1/3/09
- 4/25 vs. Kansas City 1/6/07
- 3 (8 times) Last: at New England 1/16/05

MOST YARDS LOST

- ATTEMPTING TO STOP**
- Colts: 57 vs. New York Giants 12/28/58
- 50 vs. Oakland 12/24/77
- 45 vs. Pittsburgh 12/19/76
- 43 vs. Pittsburgh 1/15/06
- Opp: 48 vs. Oakland 1/3/71
- 45 vs. New York Giants 12/27/59
- 35 at Cleveland 12/26/71
- 34 at Cleveland 12/29/68

MOST INTERCEPTIONS

- Colts: 4 vs. New York Jets 1/12/69*
- at New England 1/18/04
- at New England 1/11/14
- 3 vs. Dallas 1/17/71*
- at Miami 1/2/72
- vs. Kansas City 1/6/07
- vs. Kansas City 1/4/14
- Opp: 4 at San Diego 12/31/95
- 3 (6 times) Last: at Mia. 12/30/00

PUNTING

MOST

- Colts: 13 vs. Oakland 12/24/77
- 9 at Pittsburgh 12/27/75
- 8 at Green Bay 12/26/65
- at Pittsburgh 12/29/96
- 6 (10 times) Last: vs. Baltimore 1/16/10
- Opp: 9 vs. Dallas 1/17/71*
- 8 vs. Cincinnati 12/26/70
- vs. Oakland 12/24/77
- 6 (7 times) Last: at New England 1/11/14



Hunter Smith holds the team record for single-game postseason punting average with a 52.8 mark against New England on January 21, 2007.

**FEWEST**

Colts: 0 vs. Denver 1/4/04
at Kansas City 1/11/04
1 at New England 1/18/04
vs. San Diego 1/13/08
vs. Kansas City 1/4/14
Opp: 0 at Kansas City 1/11/04
1 vs. Pittsburgh 12/19/76
at Cleveland 1/9/88
2 (7 times) Last: vs. Kansas City 1/4/14

MOST YARDS

Colts: 438 vs. Oakland 12/24/77
361 at Pittsburgh 12/27/75
340 vs. Tennessee 1/16/00
339 at Pittsburgh 12/29/96
330 at Green Bay 12/26/65
Opp: 377 vs. Dallas 1/17/71*
374 vs. Oakland 12/24/77
316 at San Diego 1/3/09
314 vs. Kansas City 1/6/07
313 vs. Cincinnati 12/26/70

HIGHEST AVERAGE

Colts: 52.8 vs. New England 1/21/07
51.8 at New England 1/11/14
50.8 at New York Giants 12/28/58
50.0 at Pittsburgh 1/14/96
49.0 vs. San Diego 1/13/08
48.6 vs. Tennessee 1/16/00
Opp: 59.0 vs. San Diego 1/13/08
52.7 at San Diego 1/3/09
52.3 vs. Kansas City 1/6/07
52.0 vs. Tennessee 1/16/00
51.4 vs. New England 1/21/07

PENALTIES**MOST**

Colts: 9 vs. Pittsburgh 1/15/06
at San Diego 1/3/09
8 vs. Oakland 12/24/77
7 vs. Pittsburgh 12/19/76
at Cleveland 1/9/88
vs. Tennessee 1/16/00
Opp: 12 vs. Pittsburgh 12/19/76
10 vs. Dallas 1/17/71*
vs. San Diego 1/13/08
9 vs. Tennessee 1/16/00
9 at Baltimore 1/6/13

FEWEST

Colts: 1 at Miami 12/30/00
at Kansas City 1/11/04
vs. New York Jets 1/24/10
2 vs. Oakland 1/3/71
at Miami 1/2/72
at New York Jets 1/4/03
vs. New York Jets 1/8/11
3 (7 times) Last: at Baltimore 1/13/07
Opp: 1 vs. Cincinnati 12/26/70
at Miami 1/2/72
2 (5 times) Last: vs. Kansas City 1/4/14
3 (9 times) Last: vs. New York Jets 1/8/11

MOST BOTH TEAMS

19 vs. Pittsburgh 12/19/76
(Steelers 12, Colts 7)
16 vs. Tennessee 1/16/00 (Titans 9, Colts 7)
15 vs. Oakland 12/24/77 (Colts 8, Raiders 7)
vs. San Diego 1/13/08 (Chargers 10, Colts 5)
14 vs. Dallas 1/17/71* (Cowboys 10, Colts 4)
14 at Baltimore 1/6/13 (Ravens 9, Colts 5)

FEWEST BOTH TEAMS

3 at Miami 1/2/72 (Colts 2, Dolphins 1)
4 vs. Oakland 1/3/71 (Colts 2, Raiders 2)
5 (5 times) Last: vs. New York Jets 1/8/11 (Jets 3, Colts 2)

MOST YARDS

Colts: 82 vs. Oakland 12/24/77
75 at Cleveland 1/9/88
74 at San Diego 1/3/09
67 vs. Pittsburgh 1/15/06
63 vs. Cincinnati 12/26/70
Opp: 133 vs. Dallas 1/17/71*
88 vs. Pittsburgh 12/19/76
79 vs. San Diego 1/13/08
78 vs. Tennessee 1/16/00
70 at Baltimore 1/6/13
65 vs. Oakland 12/24/77

FEWEST YARDS

Colts: 5 at Kansas City 1/11/04
vs. New York Jets 1/10/10
10 vs. Oakland 1/3/71
at Miami 12/30/00
at New York Jets 1/4/03
vs. New York Jets 1/8/11
15 at New York Giants 12/28/58
at Cleveland 12/29/68
Opp: 5 vs. Cincinnati 12/26/70
8 vs. Pittsburgh 1/15/06
12 at Miami 1/2/72
13 vs. Kansas City 1/6/07
15 at New England 1/18/04
vs. New York Jets 1/8/11
vs. Kansas City 1/4/14

MOST YARDS BOTH TEAMS

164 vs. Dallas 1/17/71* (Cowboys 133, Colts 31)
147 vs. Pittsburgh 12/19/76
(Steelers 88, Colts 59)
vs. Oakland 12/24/77 (Colts 82, Raiders 65)
138 vs. Tennessee 1/16/00 (Titans 78, Colts 60)
133 vs. San Diego 1/13/08
(Chargers 79, Colts 54)
114 at San Diego 1/3/09 (Colts 74, Chargers 40)

FEWEST YARDS BOTH TEAMS

25 vs. New York Jets 1/8/11 (Jets 15, Colts 10)
30 vs. Oakland 1/3/71 (Raiders 20, Colts 10)
32 at Miami 1/2/72 (Colts 20, Dolphins 12)
34 vs. Kansas City 1/4/14 (Colts 19, Chiefs 15)
35 at Kansas City 1/11/04 (Chiefs 30, Colts 5)
at New England 1/18/04 (Colts 20, Patriots 15)

FUMBLES**MOST FUMBLES**

Colts: 5 vs. Dallas 1/17/71* (5/4)
4 at Kansas City 1/7/96 (4/0)
3 vs. Denver 1/4/04 (3/1)
at New England 1/16/05 (3/2)
at Baltimore 1/13/07 (3/0)
Opp: 6 at New York Giants 12/28/58 (6/4)
at Cleveland 12/26/71 (6/2)
4 vs. Oakland 12/24/77 (4/2)
vs. Chicago 2/4/07* (4/3)
3 at Green Bay 12/26/65 (3/2)
at Pittsburgh 12/27/75 (3/2)
vs. Baltimore 1/16/10 (3/2)
at New England 1/11/14 (3/0)

MOST FUMBLES LOST

Colts: 4 vs. Dallas 1/17/71* (5/4)
2 (5 times) Last: vs. Chicago 2/4/07* (2/2)
Opp: 4 at New York Giants 12/28/58 (6/4)
3 vs. Chicago 2/4/07* (4/3)
2 (8 times) Last: at Baltimore 1/6/13 (2/2)

FEWEST FUMBLES

Colts: 0 (11 times) Last: at New England 1/11/14
1 (15 times) Last: at Baltimore 1/6/13
Opp: 0 (8 times) Last: vs. New Orleans 2/7/10*
1 (18 times) Last: vs. Kansas City 1/4/14

FEWEST FUMBLES LOST

Colts: 0 (24 times) Last: at New England 1/11/14
1 (14 times) Last: vs. Kansas City 1/4/14
Opp: 0 (18 times) Last: at New England 1/11/14
1 (16 times) Last: vs. Kansas City 1/4/14

**MOST FUMBLES BOTH TEAMS**

- 8 at New York Giants 12/28/58
(Giants 6, Colts 2)
at Cleveland 12/26/71 (Browns
6, Colts 2)
6 vs. Dallas 1/17/71* (Colts 5,
Cowboys 1)
vs. Chicago 2/4/07* (Bears 4,
Colts 2)
5 (3 times) Last: at Baltimore
1/13/07

FEWEST FUMBLES BOTH TEAMS

- 0 at Miami 12/30/00 vs. New
Orleans 2/7/10*
1 (9 times) Last: vs. New York
Jets 1/8/11 (Jets 1)
2 (9 times) Last: vs. New York
Jets 1/24/10 (Colts 2)

MOST FUMBLES LOST BOTH TEAMS

- 6 at New York Giants 12/28/58
(Giants 4, Colts 2)
5 vs. Dallas 1/17/71* (Colts 4,
Cowboys 1)
vs. Chicago 2/4/07* (Bears 3,
Colts 2)
4 at Cleveland 12/26/71 (Colts 2,
Browns 2)
3 (4 times) Last: at Baltimore
1/6/13 (Ravens 2, Colts 1)

FEWEST FUMBLES LOST BOTH TEAMS

- 0 (13 times) Last: at New
England 1/11/14
1 (11 times) Last: vs. New York
Jets 1/24/10 (Colts 1)



RECORDS

100-YARD RUSHING GAMES (177)

Date	Player	No-Yds	Date	Player	No-Yds	Date	Player	No-Yds
10/15/00	James at Sea.	38-219	10/17/10	Addai at Was.	17-128	11/7/77	Mitchell vs. Was.	29-111
11/21/04	James at Chi.	23-204	9/13/98	Faulk at NE	29-127	10/17/99	James at NYJ	26-111
9/19/71	Bulaich vs. NYJ	22-198	11/16/03	James vs. NYJ	36-127	12/11/00	James vs. Buf.	27-111
2/27/87	Dickerson vs. TB	33-196	11/8/64	Lorick at Chi.	14-126	9/23/01	James vs. Buf.	23-111
9/25/55	Ameche vs. Chi.	15-194	10/29/78	Washington at Mia.	20-126	9/25/66	Lorick vs. SF	18-110
11/29/98	Faulk at Balt.	17-192	10/27/85	McMillan vs. GB	24-126	11/19/67	Matte vs. Det.	17-110
10/28/56	Moore vs. GB	13-185	12/23/01	Rhodes vs. NYJ	17-126	12/18/83	Dickey vs. Hou.	23-110
11/30/75	Mitchell vs. KC	26-178	12/14/03	James vs. Atl.	20-126	12/30/90	Dickerson at Mia.	20-110
10/1/95	Faulk vs. St.L.Rams	19-177	9/25/88	Dickerson vs. Mia.	30-125	10/30/94	Faulk vs. NYJ	24-110
12/16/01	Rhodes vs. Atl.	29-177	1/11/04*	James at KC	26-125	11/9/97	Faulk vs. Cin.	18-110
9/22/85	Wonsley vs. Det.	27-170	9/3/00	James at KC	28-124	9/30/73	McCauley vs. NO	20-109
12/28/03	James at Hou.	27-171	10/22/00	James vs. NE	20-124	10/30/83	McMillan at Phil.	19-109
11/26/06	Addai vs. Phil.	24-171	9/19/04	James at Ten.	21-124	9/4/88	Dickerson vs. Hou.	24-109
10/23/88	Dickerson at SD	30-169	11/28/05	James vs. Pit.	29-124	11/17/99	James vs. KC	20-109
12/4/88	Dickerson at Mia.	31-169	12/4/83	Dickey vs. NYJ	18-123	11/11/56	Ameche at Cle.	18-108
12/18/88	Dickerson vs. Buf.	36-166	11/8/04	James vs. Minn.	26-123	10/17/71	Bulaich at NYG	15-108
12/21/86	Bentley at Raid.	25-162	11/13/54	Taseff vs. GB@M	15-122	12/15/85	McMillan at TB	13-108
11/25/56	Ameche vs. LA Rams	20-162	11/26/61	Moore at Was.	6-122	11/14/99	James at NYG	16-108
12/18/11	Brown vs. Ten.	16-161	11/13/05	James vs. Hou.	26-122	11/23/03	James at Buf.	28-108
10/11/87	Banks vs. NYJ	25-159	1/6/07*	Addai vs. KC	25-122	9/25/05	James vs. Cle.	27-108
10/31/88	Dickerson vs. Den.	21-159	9/16/84	Dickey vs. St.L.Cards.	23-121	10/12/75	Mitchell vs. Buf.	19-107
10/20/74	Mitchell at NYJ	40-156	10/7/07	Keith vs. TB	28-121	12/17/89	Dickerson vs. Mia.	21-107
11/15/87	Dickerson at Mia.	30-154	11/11/56	Moore at Cle.	11-120	12/30/00*	James at Mia.	21-107
10/1/55	Ameche vs. Det.	21-153	11/22/59	Ameche vs. SF	25-120	12/4/05	James vs. Ten.	28-107
11/21/99	James at Phil.	22-152	12/15/63	Matte vs. LA Rams	13-120	9/17/61	Perry vs. LA Rams	18-106
10/22/89	Dickerson at Cin.	31-152	9/14/03	James vs. Ten.	30-120	11/23/75	Mitchell at Mia.	26-106
11/17/74	Mitchell at Atl.	33-151	12/7/75	Mitchell at NYG	23-119	9/19/76	Mitchell vs. Cin.	27-106
12/31/95*	Crockett at SD	13-147	10/16/60	Moore vs. LA Rams	9-118	11/4/79	Washington vs. Cin.	22-106
9/6/81	McMillan at NE	16-146	10/2/88	Dickerson at NE	29-118	9/10/89	Dickerson vs. SF	19-106
11/1/87	Bentley at NYJ	29-145	9/19/99	James at NE	32-118	11/17/02	James vs. Dal.	24-106
11/25/90	Dickerson at Cin.	22-143	11/26/00	James vs. Mia.	26-118	11/5/61	Perry vs. GB	21-105
9/4/94	Faulk at Hou.	23-143	9/6/07	Addai vs. NO	23-118	11/25/04	James at Det.	23-105
10/21/01	James vs. NE	30-143	9/17/53	Huzvar at Det.	19-117	12/5/04	James vs. Ten.	18-105
10/17/05	James vs. St.L.Rams	23-143	10/29/55	Ameche vs. GB	22-117	10/9/05	James at SF	21-105
11/16/58	Ameche at Chi.	26-142	11/2/69	Matte vs. Was.	21-117	11/16/08	Addai vs. Hou.	22-105
12/16/73	Mitchell vs. NE	34-142	11/22/87	Dickerson at NE	27-117	12/16/12	Ballard at Hou.	18-105
10/9/77	Mitchell vs. Mia.	17-142	9/19/88	Dickerson at Cle.	22-117	12/9/73	Mitchell vs. Mia.	35-104
9/9/04	James at NE	30-142	12/16/90	Dickerson at NYJ	28-117	9/11/94	Faulk at TB	18-104
1/6/02	Rhodes vs. Den.	31-141	12/1/91	Dickerson vs. Cle.	16-117	11/25/01	Rhodes vs. SF	27-104
10/29/00	James vs. Det.	31-139	10/31/99	James vs. Dal.	27-117	10/26/03	James vs. Hou.	23-104
10/23/05	James at Hou.	21-139	1/12/69*	Matte vs. NYJ	11-116	12/12/04	James at Hou.	28-104
11/8/87	Dickerson vs. SD	35-138	12/26/70*	Bulaich vs. Cin.	25-116	11/7/05	James at NE	34-104
9/15/02	James vs. Mia.	30-138	9/17/89	Dickerson at LA Rams	21-116	10/18/98	Faulk at SF	17-103
10/12/89	Dickerson vs. Cle.	26-137	11/16/97	Faulk vs. GB	17-116	12/26/99	James at Cle.	28-103
11/22/53	Taliaferro vs. LA Rams	16-136	10/14/01	James vs. Oak.	26-116	11/23/80	Dickey at NE	16-102
10/19/58	Moore at Det.	12-136	9/26/76	Mitchell at Dal.	27-115	12/21/97	Faulk at Minn.	23-102
11/1/76	Mitchell vs. Hou.	28-136	9/20/81	Dickey at Den.	12-115	10/25/01	James at KC	27-102
11/29/87	Dickerson vs. Hou.	27-136	12/20/87	Dickerson at SD	23-115	12/5/96	Faulk vs. Phil.	16-101
10/10/04	James vs. Oak.	32-136	12/13/98	Faulk vs. Cin.	26-115	11/12/61	Perry at Minn.	19-100
9/30/07	Addai vs. Den.	19-136	11/30/58	Moore vs. SF	8-114	10/6/85	Bentley vs. Buf.	17-100
9/9/01	James at NYJ	28-135	9/18/77	Mitchell at Sea.	32-114	1/2/94	Potts vs. Buf.	14-100
9/30/73	Mitchell vs. NO	22-133	9/30/84	McMillan vs. Buf.	16-114	11/4/01	Rhodes at Buf.	24-100
12/9/97	Faulk at NYJ	23-133	11/10/02	Mungro at Phil.	28-114	12/24/06	Addai at Hou.	15-100
11/19/89	Dickerson vs. NYJ	31-131	10/10/93	Potts vs. Dal.	18-113	10/28/07	Addai at Car.	23-100
11/12/00	James vs. NYJ	31-131	2/4/07*	Rhodes vs. Chi.	21-113			
12/6/81	Dickey vs. Dal.	15-130	10/22/72	McCauley at NYJ	26-112			
12/5/99	James at Mia.	23-130	11/9/75	Mitchell at Buf.	27-112			
12/4/94	Faulk at Sea.	27-129	10/6/85	McMillan vs. Buf.	20-112			
12/19/10	Brown vs. Jax.	14-129	9/2/99	James vs. Buf.	26-112			
12/24/00	James vs. Minn.	26-128	12/17/00	James at Mia.	32-112			
9/18/05	James vs. Jax.	27-128	11/4/07	Addai vs. N.E.	26-112			

*Postseason Game

LEADERS: Edgerrin James, 51; Eric Dickerson, 24; Lydell Mitchell, 16; Marshall Faulk, 14; Joseph Addai, 9; Alan Ameche, 7; Curtis Dickey, 6; Randy McMillan, 6; Lenny Moore, 6; Dominic Rhodes, 6; Tom Matte, 4; Albert Bentley, 3; Norm Bulaich, 3; Joe Perry, 3; Tony Lorick, 2; Don McCauley, 2; Roosevelt Potts, 2; Joe Washington, 2; Donald Brown, 2; Vick Ballard, 1; Chuck Banks, 1; Zack Crockett, 1; John Huzvar, 1; Kenton Keith, 1; James Mungro, 1; Carl Taseff, 1; George Taliaferro, 1; George Wonsley, 1.

AGAINST OPPONENT: Jets, 16; Dolphins, 14; Patriots, 13; Bills, 12; Titans, 10; Rams, 8; Texans, 8; Bengals, 7; Browns, 7; Lions, 7; 49ers, 7; Chiefs, 6; Packers, 6; Bears, 5; Cowboys, 5; Eagles, 5; Broncos, 4; Buccaneers, 4; Chargers, 4; Redskins, 4; Vikings, 4; Giants, 3; Seahawks, 3; Falcons, 3; Raiders, 3; Saints, 3; Jaguars, 2; Cardinals, 1; Panthers, 1; Ravens, 1; Steelers, 1.

TWO 100-YARD RUSHERS: Moore (120), Ameche (108) at Cle. 11/11/56; Mitchell (133), McCauley (109) vs. NO 9/30/73; McMillan (112), Bentley (100) vs. Buf. 10/6/85 **Total: 3**

300-YARD PASSING GAMES (137)

Date	Player	C-A-YDS-TD-IN
10/31/04	472 Manning at KC	25-44-472-5-1
1/9/05	*458 Manning vs. Den.	27-33-458-4-1
1/4/14	*443 Luck vs. KC	29-45-443-4-3
9/25/00	440 Manning vs. Jax.	23-36-440-4-0
9/12/10	433 Manning at Hou.	40-57-433-3-0
11/4/12	433 Luck vs. Mia.	30-48-433-2-0
12/5/04	425 Manning vs. Buf.	25-33-425-3-2
9/23/01	421 Manning vs. Ten.	23-29-421-4-2
9/26/99	404 Manning at SD	29-54-404-2-1
1/13/07	*402 Manning vs. SD	33-48-402-3-2
9/17/67	401 Unitas vs. Atl.	23-32-401-2-1
11/16/03	401 Manning vs. NYJ	27-36-401-1-0
9/17/06	400 Manning vs. Hou.	26-38-400-3-0
11/1/59	397 Unitas vs. Cle.	23-41-397-3-4
11/21/10	396 Manning at NE	38-52-396-4-3
9/26/04	393 Manning vs. GB	28-40-393-5-0
12/2/12	391 Luck at Det.	24-54-391-4-3
10/6/03	386 Manning at TB	34-47-386-2-1
12/16/62	385 Unitas vs. Minn.	19-34-385-4-2
12/15/74	385 Jones vs. NYJ	36-53-385-4-4
12/26/04	383 Manning vs. SD	27-44-383-2-1
9/27/09	379 Manning at Ari.	24-35-379-4-1
1/4/04	*377 Manning vs. Den.	22-26-377-5-0
1/24/10	*377 Manning vs. NYJ	26-39-377-3-0
11/10/63	376 Unitas vs. Det.	17-24-376-2-1
9/24/72	376 Unitas vs. NYJ	26-45-376-2-0
11/7/93	376 George at Was.	37-59-376-3-1
11/12/67	370 Unitas at Atl.	17-20-370-4-0
11/25/01	370 Manning vs. SF	31-51-370-1-4
10/24/04	368 Manning at Jax.	27-39-368-3-0
12/8/62	367 Unitas vs. Was.	25-36-367-4-1
9/10/00	367 Manning vs. Oak	33-48-367-3-2
12/22/02	365 Manning vs. NYG	30-46-365-3-2
11/20/05	365 Manning at Cin.	24-40-365-3-1
12/5/10	365 Manning vs. Dal.	36-48-365-2-4
12/18/08	364 Manning at Jax.	29-34-364-3-0
10/7/12	362 Luck vs. GB	31-55-362-2-1
11/16/86	359 Trudeau at NYJ	27-57-359-1-4
12/4/60	357 Unitas vs. Det.	22-40-357-2-3
9/27/81	357 Jones vs. Mia.	20-27-357-3-1
11/29/98	357 Manning at Balt.	27-42-357-3-1
11/26/60	356 Unitas vs. SF	16-30-356-3-5
12/1/63	355 Unitas at Was.	24-37-355-3-1
10/1/67	355 Unitas vs. SF	22-37-353-2-0
10/4/09	353 Manning vs. Sea.	31-41-353-2-1
12/4/11	353 Orlovsky at NE	30-37-353-2-1
11/10/13	353 Luck vs. Stl.	29-47-353-1-3
10/3/10	352 Manning at Jax.	33-46-352-2-1
12/3/06	351 Manning at Ten.	21-28-351-1-2
12/28/58	*349 Unitas at NYG	26-40-349-1-1
1/21/07	*349 Manning vs. NE	27-47-349-1-1
12/19/70	348 Morrall vs. NYJ	18-33-348-4-1
9/22/91	348 George vs. Det.	29-40-348-2-1
11/9/03	347 Manning at Jax.	28-45-347-2-2
11/1/09	347 Manning vs. SF	31-48-347-0-0
10/29/06	345 Manning at Den.	32-39-345-3-0
12/8/63	344 Unitas vs. Minn.	17-22-344-3-0
11/6/66	342 Unitas vs. Was.	22-31-342-3-2
12/22/06	342 Manning vs. Was.	25-35-342-4-0
12/18/77	340 Jones vs. NE	19-30-340-3-0
11/16/97	340 Justin vs. GB	24-30-340-1-0
12/17/66	339 Unitas at SF	20-30-339-4-1
12/3/00	339 Manning at NYJ	27-51-339-2-2
11/29/92	337 Trudeau vs. Buf.	26-41-337-0-1
12/18/05	336 Manning vs. SD	26-45-336-1-2
12/20/98	335 Manning at Sea.	23-39-335-1-1
10/21/01	335 Manning vs. NE	22-34-335-1-0
10/8/00	334 Manning at NE	31-54-334-1-3
11/18/12	334 Luck at NE	27-50-334-2-3

Date	Player	C-A-YDS-TD-IN
2/7/10	*333 Manning vs. NO	31-45-333-1-1
1/11/14	*331 Luck at NE	20-41-331-2-4
11/15/92	330 George vs. NE	18-35-330-2-3
1/2/94	330 George vs. Buf.	30-48-330-1-0
9/30/90	329 Trudeau at Phil.	19-40-329-3-1
12/20/92	328 George vs. Pho.	25-41-328-1-1
11/11/07	328 Manning at SD	34-56-328-2-6
11/3/02	327 Manning vs. Ten.	37-50-327-2-1
11/15/09	327 Manning vs. NE	28-44-327-4-2
11/5/06	326 Manning at NE	20-36-326-2-4
12/8/13	326 Luck at Cin.	29-46-326-4-0
12/16/01	325 Manning vs. Atl.	23-35-325-3-1
9/26/10	325 Manning at Den.	27-43-325-3-0
11/15/59	324 Unitas vs. GB@M	19-33-324-3-0
11/6/60	324 Unitas vs. GB	20-29-324-4-1
10/31/65	324 Unitas at SF	23-34-324-4-0
12/11/05	324 Manning at Jax.	24-36-324-2-0
12/15/63	323 Unitas vs. LA Rams	21-37-323-1-0
11/20/77	322 Jones vs. NYJ	23-36-322-1-3
11/7/05	321 Manning at NE	28-37-321-3-1
9/15/13	321 Luck vs. Mia.	25-43-321-1-1
11/14/04	320 Manning vs. Hou.	18-27-320-5-2
11/16/08	320 Manning vs. Hou.	30-46-320-2-0
10/10/65	319 Unitas vs. Det.	18-24-319-3-1
10/19/69	319 Unitas at NO	20-28-319-3-0
10/8/95	319 Harbaugh at Mia.	25-33-319-3-0
11/10/02	319 Manning at Phil.	18-23-319-3-0
12/9/10	319 Manning at Ten.	25-35-319-2-0
12/14/86	318 Hogeboom vs. Buf.	23-33-318-2-0
10/18/92	318 George vs. SD	27-39-318-2-2
12/14/08	318 Manning vs. Det.	28-37-318-1-0
11/8/09	318 Manning vs. Hou.	34-50-318-1-1
10/12/86	315 Trudeau vs. NO	24-44-315-2-1
11/18/56	314 Unitas at Det.	17-30-314-0-1
12/16/61	314 Unitas at SF	19-34-314-3-0
9/28/03	314 Manning at NO	20-25-314-6-0
10/31/99	313 Manning vs. Dal.	22-34-313-1-0
12/10/06	313 Manning at Jax.	25-50-313-0-1
9/23/12	313 Luck vs. Jax.	22-46-313-2-1
10/21/90	312 Trudeau vs. Den.	24-39-312-2-1
9/16/07	312 Manning at Ten.	28-42-312-1-1
12/23/07	311 Manning vs. Hou.	28-35-311-3-0
9/14/08	311 Manning at Minn.	26-42-311-1-2
10/11/81	310 Jones vs. Cin.	22-30-310-1-2
11/30/97	310 Harbaugh at NE	22-41-310-2-0
12/2/01	310 Manning at Bal.	27-48-310-2-1
1/3/09	*310 Manning at SD	25-42-310-1-0
9/27/98	309 Manning vs. NO	19-32-309-1-3
10/11/09	309 Manning at Ten.	36-44-309-3-1
9/9/12	309 Luck at Chi.	23-45-309-1-3
12/17/09	308 Manning at Jax.	23-30-308-4-1
10/2/60	307 Unitas vs. Chi.	14-27-307-4-0
9/28/75	307 Jones vs. Raid.	21-43-307-1-1
10/17/10	307 Manning at Was.	25-38-307-2-0
11/9/75	306 Jones at Buf.	14-22-306-2-1
11/21/65	305 Unitas vs. Phil.	19-32-305-2-1
11/25/79	304 Landry vs. Mia.	25-42-304-3-1
10/21/02	304 Manning at Pit.	32-48-304-1-3
1/11/04	*304 Manning at KC	22-30-304-3-0
9/21/09	303 Manning at Mia.	14-23-303-2-0
10/29/61	302 Unitas vs. Chi.	20-36-302-2-2
10/6/68	302 Morrall vs. Chi.	14-25-302-4-1
9/6/98	302 Manning vs. Mia.	21-37-302-1-3
11/5/00	302 Manning at Chi.	26-39-302-2-1
9/19/76	301 Jones vs. Cin.	14-29-301-3-3
9/1/91	301 George vs. NE	27-42-301-1-2
9/13/09	301 Manning vs. Jax.	28-38-301-1-1
10/26/69	300 Unitas vs. SF	19-37-300-2-3

*Post Season Game

RECORDS
2013 SEASON IN REVIEW
PLAYERS
OPERATIONS
BUSINESS OPERATIONS
FOOTBALL OPERATIONS
COACHING STAFF
ADMINISTRATION

LEADERS: Manning, 71; Unitas, 27; Luck, 11; Jones, 8; George, 7; Trudeau, 5; Harbaugh, 2; Morrall, 2; Orlovsky, 1; Hogeboom, 1; Justin, 1; Landry, 1
AGAINST OPPONENT: Patriots, 14; Jaguars, 10; 49ers, 8; Jets, 8; Chargers, 7; Lions, 7; Redskins, 6; Texans, 6; Titans, 6; Bills, 5; Broncos, 5; Packers, 5; Saints, 5; Bears, 5; Bengals, 4; Eagles, 3; Chiefs, 3; Falcons, 3; Vikings, 3; Cardinals, 2; Cowboys, 2; Giants, 2; Raiders, 2; Rams, 2; Ravens, 2; Seahawks, 2; Browns, 1; Buccaneers, 1; Steelers, 1; Panthers, 0



100-YARD RECEPTION GAMES (326)

Date	Player	No-Yds	Date	Player	No-Yds	Date	Player	No-Yds
11/10/57	Berry at Was.	12-224	10/6/02	Harrison vs. Cin.	9-145	11/18/01	Pollard at NO	3-126
1/4/14	*Hilton vs. KC	13-224	11/5/06	Harrison at NE	8-145	9/27/09	Wayne at Ariz.	7-126
1/9/05	*Wayne vs. Den.	10-221	12/8/63	Mackey vs. Minn.	5-144	11/15/09	Wayne vs. NE	10-126
10/7/12	Wayne vs. GB	13-212	10/10/93	Dawkins vs. Dal.	8-144	10/2/54	B. Young vs. NYG	2-125
10/24/76	Carr at NYJ	5-210	9/15/02	Harrison vs. Mia.	11-144	12/12/65	Berry vs. GB	10-125
11/7/93	Langhorne at Was.	12-203	1/4/04	*Stokley vs. Den.	4-144	12/13/70	Jefferson at Buf.	5-125
12/5/10	Wayne vs. Dal.	14-200	10/1/61	Moore vs. Minn.	5-143	11/7/76	L. Mitchell at SD	8-125
9/19/76	Carr vs. Cin.	6-198	9/18/66	Mackey at Minn.	6-143	10/15/95	Dilger vs. SF	7-125
9/26/99	Harrison at SD	13-196	12/23/07	Wayne vs. Hou.	10-143	12/5/99	Harrison at Mia.	8-125
9/26/99	Harrison at SD	13-196	12/14/08	Clark vs. Det.	12-142	11/20/05	Clark at Cin.	6-125
10/3/10	Wayne at Jax.	15-196	9/10/00	Harrison vs. Oak.	10-141	10/9/11	Garcon at Cin.	5-125
9/28/70	Hinton vs. KC	11-190	9/21/03	Wayne vs. Jax.	10-141	12/3/67	Hawkins vs. Dal.	8-124
9/18/78	Carr at NE	6-187	11/16/03	Harrison vs. NYJ	9-141	10/31/71	Perkins vs. Pit.	2-124
10/23/60	Berry at Det.	11-186	10/2/60	Moore vs. Chi.	4-140	11/6/78	Carr vs. Was.	4-124
9/24/67	Richardson at Phil.	11-184	11/11/07	Wayne at SD	10-140	9/12/99	Green vs. Buf.	5-124
9/26/04	Wayne vs. GB	11-184	10/6/13	Hilton vs. Sea.	5-140	12/7/03	Harrison at Ten.	10-124
9/21/09	Clark at Mia.	7-183	11/26/60	Moore vs. SF	5-139	11/7/05	Wayne at NE	9-124
11/9/58	Moore at NYG	6-181	12/4/60	Moore vs. Det.	4-139	9/15/13	Hilton vs. Mia.	6-124
11/26/60	Berry vs. SF	9-181	10/16/88	Brooks vs. TB	7-139	10/3/59	Berry vs. Chi.	8-123
12/8/57	Moore at SF	6-180	12/6/64	Orr vs. Det.	5-138	11/8/64	Orr at Chi.	6-123
12/28/58	*Berry at NYG	12-178	12/26/99	Harrison at Cle.	14-138	12/17/95	Wayne vs. SD	6-123
11/16/86	Brooks at NYJ	9-177	11/17/02	Harrison vs. Dal.	14-138	12/26/04	Stokley vs. SD	7-123
10/6/03	Harrison at TB	11-176	10/29/06	Wayne at Den.	10-138	1/24/10	*Collie vs. NYJ	7-123
11/11/01	Harrison vs. Mia.	9-174	11/6/60	Berry vs. GB	10-137	12/8/62	Berry vs. Was.	11-122
12/15/02	Harrison at Cle.	9-172	11/6/60	Moore vs. GB	8-137	12/18/77	Chester vs. NE	4-122
12/3/06	Harrison at Ten.	7-172	11/10/02	Harrison at Phil.	6-137	12/24/05	Stokley at Sea.	5-122
9/26/10	Collie at Den.	12-171	12/11/05	Harrison at Jax.	6-137	10/22/06	Wayne vs. Was.	7-122
12/11/83	Henry at Den.	8-169	12/1/07	*Clark vs. NE	6-137	11/27/11	Wayne vs. Car.	5-122
11/29/59	Berry vs. LA Rams	7-168	9/14/08	Gonzalez at Minn.	9-137	11/11/79	Washington at Mia.	10-122
9/23/01	Pathon vs. Buf.	9-168	11/12/72	Havrilak at SF	6-136	9/12/99	Harrison vs. Buf.	8-121
10/28/07	Wayne at Car.	7-168	11/9/75	Carr at Buf.	2-136	11/10/02	Wayne at Phil.	6-121
10/10/65	Orr vs. Det.	9-167	12/6/09	Garcon vs. Ten.	6-136	11/3/13	Hilton at Hou.	7-121
11/21/65	Moore vs. Phil.	7-163	12/10/89	Rison vs. Cle.	5-135	10/26/80	Car. vs. Stl.	9-120
11/15/92	Johnson vs. NE	7-163	12/18/05	Harrison vs. SD	8-135	11/30/97	Dawkins at NE	7-120
9/12/10	Collie at Hou.	11-163	9/17/06	Wayne vs. Hou.	6-135	9/16/84	Porter vs. Stl.	4-120
9/13/09	Wayne vs. Jax.	10-162	10/9/12	Wayne at Chi.	9-135	12/20/98	Small at Sea.	3-120
10/4/87	Murray at Buf.	7-161	11/12/67	Perkins at Atl.	5-134	11/1/98	Faulk vs. NE	9-119
9/23/68	Orr at Atl.	5-160	12/7/69	Hinton vs. Det.	5-134	10/12/03	Harrison vs. Car.	8-119
11/10/68	Orr at Det.	5-160	10/15/00	Harrison at Sea.	7-134	9/19/04	Wayne at Ten.	7-119
10/1/89	Brooks at NYJ	7-159	12/9/07	Gonzalez at Balt.	6-134	10/31/04	Harrison at KC	5-119
10/8/00	Harrison at NE	13-159	12/8/62	Orr vs. Was.	6-133	10/31/04	Wayne at KC	6-119
9/28/03	Harrison at NO	6-158	12/7/80	Carr at Cin.	7-133	11/8/09	Clark vs. Hou.	14-119
12/2/07	Wayne vs. Jax.	8-158	1/4/04	*Harrison vs. Den.	7-133	10/4/58	Moore vs. Chi.	3-118
11/23/58	Moore vs. LA Rams	6-157	10/30/66	Mackey at LA Rams	5-132	12/12/99	Harrison vs. NE	6-118
10/21/01	Harrison vs. NE	8-157	11/14/04	Stokley vs. Hou.	5-132	10/12/08	Wayne vs. Balt.	8-118
11/1/59	Berry vs. Cle.	11-156	12/17/09	Wayne at Jax.	5-132	10/25/59	Berry vs. GB	10-117
9/8/96	Dilger at NYJ	7-156	12/16/62	Berry vs. Minn.	8-131	12/4/60	Berry vs. Det.	10-117
10/24/99	Harrison vs. Cin.	8-156	11/6/66	Berry vs. Was.	10-131	12/19/99	Harrison vs. Was.	9-117
10/22/00	Harrison vs. NE	5-156	11/6/66	Orr vs. Was.	5-131	12/14/03	Harrison vs. Atl.	7-117
11/18/56	Berry at Det.	6-155	10/22/07	Wayne at Jax.	9-131	11/20/05	Wayne at Cin.	5-117
10/29/61	Moore vs. Chi.	7-155	12/15/63	Berry vs. LA Rams	7-130	12/1/63	Matte at Was.	7-116
10/21/62	Orr at Chi.	7-155	9/2/79	Washington at KC	13-130	11/1/59	Moore vs. Cle.	5-116
12/29/13	Hilton vs. Jax.	11-155	11/10/13	Hilton vs. Stl.	7-130	12/5/59	Moore at SF	6-115
11/29/98	Small at Balt.	9-153	10/29/89	Rison vs. NE	6-129	1/3/71	*Hinton vs. Oak.	5-115
12/5/04	Stokley vs. Ten.	8-153	1/3/09	*Wayne at SD	4-129	9/24/72	Havrilak vs. NYJ	4-115
10/21/90	Hester vs. Den.	8-152	12/23/56	Mutscheller vs. Was.	6-128	9/3/00	Harrison at KC	9-115
1/24/10	*Garcon vs. NYJ	11-151	9/27/98	Faulk vs. NO	6-128	9/6/07	Wayne vs. NO	7-115
11/24/68	Richardson vs. Minn.	6-150	11/15/98	Harrison vs. NYJ	9-128	11/30/58	Berry vs. SF	9-114
10/13/02	Harrison vs. Balt.	12-150	11/25/01	Harrison vs. SF	8-128	9/24/72	Mitchell vs. NYJ	8-114
12/4/11	Garcon at NE	9-150	1/6/02	Harrison vs. Den.	9-128	12/12/76	Carr vs. Buf.	4-114
9/28/58	Berry vs. Det.	10-149	12/22/02	Harrison vs. NYG	10-128	12/13/81	Carr at Was.	6-114
11/10/63	Berry vs. Det.	5-148	11/7/05	Harrison at NE	9-128	11/4/07	Addai vs. NE	5-114
12/22/68	*Richardson vs. Minn.	6-148	11/28/05	Harrison vs. Pit.	4-128	11/9/08	Wayne at Pit.	6-114
9/25/00	Wilkins vs. Jax.	9-148	12/8/63	Berry vs. Minn.	8-127	10/2/60	Berry vs. Chi.	7-113
11/1/09	Wayne vs. SF	12-147	10/23/94	Faulk vs. Was.	8-127	10/19/69	Orr at NO	5-113
12/15/57	Berry at LA Rams	7-146	12/23/01	Harrison vs. NYJ	12-127	9/29/85	Butler at NYJ	4-113
10/26/69	Orr vs. SF	8-146	11/25/04	Harrison at Det.	12-127	9/10/06	Harrison at NYG	9-113
9/13/87	Brooks vs. Cin.	6-146	9/17/06	Harrison vs. Hou.	7-127	9/23/12	Hilton vs. Jax.	4-113
9/23/01	Harrison vs. Buf.	7-146	10/11/53	Talafiero at Chi.	5-126	1/6/13	*Wayne at Balt.	9-113
10/3/11	Garcon at TB	2-146	12/27/59	*Moore vs. NYG	3-126	11/25/56	Mutscheller vs. LA Rams	5-112
10/4/64	Orr vs. Rams	5-145	9/17/67	Mackey vs. Atl.	8-126	10/15/61	Mutscheller at Chi.	4-112
9/27/81	Butler vs. Mia.	4-145	11/17/68	Richardson vs. Stl.	5-126	11/27/77	McCauley at Den.	11-112

100-YARD RECEPTION GAMES (326) CONT...

Date	Player	No-Yds	Date	Player	No-Yds	Date	Player	No-Yds
11/14/93	Langhorne vs. NYJ	8-112	11/22/09	Garcon at Balt.	6-108	12/14/08	Wayne vs. Det.	7-104
10/24/04	Stokley vs. Jax.	7-112	11/7/10	Tamme at Phil.	11-108	11/8/59	Mutscheller at Was.	6-103
1/9/05	*Clark vs. Den.	6-112	11/4/12	Avery vs. Mia.	5-108	11/22/64	Mackey at LA Rams	4-103
12/24/06	Harrison at Hou.	8-112	10/20/57	Mutscheller at Det.	5-107	12/15/96	Harrison at KC	6-103
18/1/11	*Garcon vs. NYJ	5-112	11/15/64	Moore vs. Minn.	3-107	9/25/00	Harrison vs. Jax.	2-103
12/1/63	Orr at Was.	7-111	11/24/02	Harrison at Den.	11-107	12/8/02	Wayne at Ten.	5-103
10/10/71	Mitchell at Buf.	6-111	11/21/10	Wayne at NE	8-107	1/6/07	*Clark vs. KC	9-103
10/8/89	Brooks vs. Buf.	5-111	11/14/13	Fleener at Ten.	8-107	10/17/10	Garcon at Was.	4-103
11/21/99	Wilkins at Phil.	4-111	12/8/13	Rogers at Cin.	6-107	1/11/14	*Hilton at NE	4-103
12/26/04	Harrison vs. SD	6-111	9/28/75	Doughty vs. Oak.	5-106	11/25/65	Mackey at Det.	5-102
11/19/06	Wayne at Dal.	7-111	10/10/76	Chester vs. Mia.	5-106	12/15/74	Chester vs. NYJ	8-102
9/16/12	Avery vs. Min.	9-111	11/17/91	Brooks vs. Chi.	7-106	11/9/75	Doughty at Buf.	3-102
12/30/12	Hilton vs. Hou.	4-111	11/29/92	Arbuckle vs. Buf.	9-106	11/20/77	Chester vs. NYJ	5-102
11/4/62	Orr at SF	5-110	12/5/96	Harrison vs. Phil.	6-106	9/6/98	Harrison vs. Mia.	5-102
10/1/67	Perkins vs. SF	5-110	11/21/04	Wayne at Chi.	6-106	11/22/98	Faulk at Buf.	8-102
12/18/77	Doughty vs. NE	5-110	12/5/04	Harrison vs. Ten.	4-106	11/14/04	Clark vs. Hou.	3-102
9/26/93	Hester vs. Cle.	7-110	12/9/10	Wayne at Ten.	4-106	11/25/12	Wayne vs. Buf.	8-102
9/22/02	Harrison at Hou.	8-110	9/11/11	Wayne at Hou.	7-106	11/4/12	Hilton vs. Mia.	6-102
9/26/04	Stokley vs. GB	8-110	12/22/11	Wayne vs. Hou.	8-106	12/28/58	*Moore at NYG	6-101
12/10/06	Wayne at Jax.	8-110	10/31/54	Edwards at Was.	8-105	10/15/78	Doughty vs. NYJ	7-101
10/21/56	Mutscheller at Chi.	5-109	12/16/61	Orr at SF	4-105	11/26/89	Brooks vs. SD	8-101
11/8/59	Moore at Was.	4-109	11/17/68	Mackey vs. Stl.	5-105	11/19/95	Dawkins at NE	4-101
10/21/73	Doughty at Det.	3-109	9/23/73	Doughty vs. NYJ	5-105	12/16/01	Pollard vs. Atl.	5-101
10/27/85	Bouza vs. GB	6-109	10/26/75	M. Johnson at NYJ	3-105	12/1/02	Harrison vs. Hou.	9-101
11/14/99	Harrison at NYG	6-109	11/23/86	Brooks at Hou.	7-105	12/10/06	Harrison at Jax.	6-101
10/29/00	Harrison vs. Det.	9-109	9/22/91	Johnson vs. Det.	9-105	10/20/57	Moore at Det.	6-100
12/3/00	Wilkins at NYJ	7-109	10/18/92	Hester vs. SD	8-105	11/18/62	Orr at GB	5-100
12/24/00	Harrison vs. Minn.	12-109	10/1/94	Dawkins at Buf.	6-105	10/24/65	Orr vs. LA Rams	5-100
10/2/05	Harrison at Ten.	9-109	9/19/99	Harrison at NE	7-105	10/31/71	Harrison vs. Pit.	4-100
10/12/58	Moore vs. GB@M	6-108	11/22/07	Gonzalez at Atl.	6-105	11/10/91	Hester at NYJ	5-100
12/17/66	Orr at SF	4-108	12/18/08	Clark at Jax.	8-105	12/14/97	Dilger at NYJ	5-100
9/14/80	Carr vs. Pit.	6-108	11/13/60	Berry at Chi.	6-104	10/26/03	Harrison vs. Hou.	8-100
10/31/88	Brooks vs. Den.	3-108	10/6/68	Mackey vs. Chi.	7-104	11/16/03	Clark vs. NYJ	5-100
11/19/89	Rison vs. NYJ	5-108	10/6/68	Orr vs. Chi.	2-104	11/18/12	Hilton at N.E.	6-100
11/13/05	Harrison vs. Hou.	7-108	10/27/85	Capers vs. GB	5-104	12/2/12	Hilton at Det.	6-100
12/18/08	Wayne at Jax.	7-108	9/30/90	Bentley at Phil.	3-104	9/29/13	Wayne at Jax.	5-100
			12/13/92	Cash at NYJ	7-104		*Postseason Game	
			12/22/02	Wayne vs. NYG	6-104			

ADMINISTRATION
COACHING STAFF
FOOTBALL OPERATIONS
BUSINESS OPERATIONS
PLAYERS
2013 SEASON IN REVIEW
COLTS HISTORY
RECORDS
COLTS IN THE COMMUNITY

LEADERS: Marvin Harrison, 60; Reggie Wayne, 45; Raymond Berry, 24; Lenny Moore, 19; Jimmy Orr, 18; T.Y. Hilton, 12; Roger Carr, 10; Dallas Clark, 10; Bill Brooks, 9; John Mackey, 8; Pierre Garcon, 8; Brandon Stokley, 7; Glenn Doughty, 6; Jim Mutscheller, 6; Sean Dawkins, 5; Willie Richardson, 5; Raymond Chester, 4; Marshall Faulk, 4; Jessie Hester, 4; Austin Collie, 3; Ken Dilger, 3; Anthony Gonzalez, 3; Eddie Hinton, 3; Ray Perkins, 3; Andre Rison, 3; Terrence Wilkins, 3; Donnie Avery, 2; Ray Butler, 2; Sam Havrilak, 2; Anthony Johnson, 2; Reggie Langhorne, 2; Tom Mitchell, 2; Marcus Pollard, 2; Torrance Small, 2; Joe Washington, 2; Joseph Addai, 1; Charles Arbuckle, 1; Albert Bentley, 1; Matt Bouza, 1; Wayne Capers, 1; Kerry Cash, 1; Dan Edwards, 1; Coby Fleener, 1; E. G. Green, 1; Alex Hawkins, 1; Bernard Henry, 1; Roy Jefferson, 1; Marshall Johnson, 1; Tom Matte, 1; Don McCauley, 1; Lydell Mitchell, 1; Walter Murray, 1; Jerome Pathon, 1; Tracy Porter, 1; Da'Rick Rogers, 1; George Talaferro, 1; Jacob Tamme, 1; Buddy Young, 1

AGAINST OPPONENT: Jets, 24; Patriots, 23; Lions, 20; Redskins, 18; Jaguars, 17; Bears, 16; Texans, 16; Bills, 15; 49ers, 14; Broncos, 12; Dolphins, 12; Packers, 11; Titans, 11; Vikings, 11; Chargers, 10; Eagles, 10; Rams, 10; Chiefs, 9; Giants, 9; Bengals, 8; Browns, 6; Cowboys, 6; Falcons, 6; Ravens, 6; Cardinals, 5; Saints, 5; Steelers, 5; Seahawks, 4; Raiders, 3; Panthers, 3; Buccaneers, 3

TWO 100-YARD RECEIVERS: Mutscheller (107), Moore (100) at Det. 10/20/57; Berry (178), Moore (101) at NYG 12/28/58*; Berry (156), Moore (115) vs. Cle. 11/1/59; Moore (109), Mutscheller (103) at Wash. 11/8/59; Moore (140), Berry (113) vs. Chi. 10/2/60; Berry (137), Moore (137) vs. GB 11/6/60; Berry (181), Moore (139) vs. SF 11/26/60; Moore (139), Berry (117) vs. Det. 12/4/60; Orr (133), Berry (122) vs. Wash. 12/8/62; Matte (116), Orr (111) at Wash. 12/1/63; Mackey (144), Berry (127) vs. Min. 12/8/63; Berry (131), Orr (131) vs. Wash. 11/6/66; Mackey (104), Orr (114) vs. Chi. 10/6/68; Richardson (126), Mackey (105) vs. St.L 11/17/68; Perkins (124), Richardson (100) vs. Pit. 10/31/71; Havrilak (115), T. Mitchell (114) vs. NYJ 9/24/72; Carr (136), Doughty (102) at Buf. 11/9/75; Chester (122), Doughty (110) vs. NE 12/18/77; Bouza (109), Capers (104) vs. GB 10/27/85; Green (124), Harrison (121) vs. Buf. 9/12/99; Wilkins (148), Harrison (103) vs. Jax. 9/25/00; Pathon (168), Harrison (146) vs. Buf. 9/23/01; Harrison (137), Wayne (121) at Phil. 11/10/02; Harrison (128), Wayne (104) vs. NYG 12/22/02; Wayne (141), Clark (100) vs. NYJ 11/16/03; Stokley (144), Harrison (133) vs. Den. 1/4/04*; Wayne (184), Stokley (110) vs. GB 9/26/04; Harrison (119), Wayne (119) at KC 10/31/04; Stokley (132), Clark (102) vs. Hou. 11/14/04; Stokley (153), Harrison (106) vs. Ten. 12/5/04; Stokley (123), Harrison (111) vs. SD 12/26/04; Wayne (221), Clark (112) vs. Den. 1/9/05*; Harrison (128), Wayne (124) at NE 11/7/05; Clark (125), Wayne (117) at Cin. 11/20/05; Wayne (135), Harrison (127) vs. Hou. 9/17/06; Wayne (110), Harrison (101) at Jax. 12/10/06; Clark (142), Wayne (104) vs. Det. 12/14/08; Wayne (108), Clark (105) at Jax. 12/18/08; Garcon (151), Collie (123) vs. NYJ 1/24/10*; Avery (108), Hilton (102) vs. Mia. 11/4/12 **Total: 40**



10-PLUS RECEPTION GAMES (74)

Date	Player	No-Yds	Date	Player	No-Yds	Date	Player	No-Yds
10/3/10	Wayne at Jax.	15-196	9/24/67	Richardson at Phil.	11-184	12/2/79	Washington at NYJ	10-57
12/26/99	Harrison at Cle.	14-138	9/28/70	Hinton vs. KC	11-190	9/15/91	Johnson at LA Raiders	10-89
11/17/02	Harrison vs. Dal.	14-138	11/10/74	Mitchell vs. Den.	11-90	11/24/91	Brooks vs. GB@M	10-70
11/8/09	Clark vs. Hou.	14-119	11/27/77	McCauley at Den.	11-112	11/7/93	Johnson at Was.	10-83
12/5/10	Wayne vs. Dal.	14-200	10/11/81	Dickey vs. Cin.	11-88	12/1/96	Faulk vs. Buf.	10-78
12/15/74	Mitchell vs. NYJ	13-82	11/8/81	McMillan vs. NYJ	11-68	9/10/00	Harrison vs. Oak.	10-141
9/2/79	Washington at KC	13-130	9/1/91	Johnson vs. NE	11-87	12/22/02	Harrison vs. NYG	10-128
9/26/99	Harrison at SD	13-196	9/15/02	Harrison vs. Mia.	11-144	9/21/03	Wayne vs. Jax.	10-141
10/8/00	Harrison at NE	13-159	10/21/02	James at Pit.	11-82	12/7/03	Harrison at Ten.	10-124
10/7/12	Wayne vs. GB	13-212	11/3/02	Harrison vs. Ten.	11-99	9/19/04	Harrison at Ten.	10-98
1/4/14	*Hilton vs. KC	13-224	11/24/02	Harrison at Den.	11-107	1/9/05	*Wayne vs. Den.	10-221
11/10/57	Berry at Was.	12-224	10/6/03	Harrison at TB	11-176	12/18/05	Wayne vs. SD	10-91
12/28/58	*Berry at NYG	12-178	9/26/04	Wayne vs. GB	11-184	10/29/06	Wayne at Den.	10-138
11/28/76	Mitchell vs. NYJ	12-64	1/24/10	*Garcon vs. NYJ	11-151	2/4/07	*Addai vs. Chi.	10-66
11/7/93	Langhorne at Was.	12-203	9/12/10	Collie at Hou.	11-163	11/11/07	Wayne at SD	10-140
12/24/00	Harrison vs. Minn.	12-109	9/12/10	Clark at Hou.	11-80	12/23/07	Wayne vs. Hou.	10-143
12/23/01	Harrison vs. NYJ	12-127	11/7/10	Tamme at Phil.	11-108	9/7/08	Wayne vs. Chi.	10-86
10/13/02	Harrison vs. Balt.	12-150	11/7/10	Wayne at Phil.	11-83	9/13/09	Wayne vs. Jax.	10-162
11/25/04	Harrison at Det.	12-127	9/28/58	Berry vs. Det.	10-149	10/11/09	Addai at Ten.	10-53
12/14/08	Clark vs. Det.	12-142	10/25/59	Berry vs. GB	10-117	11/15/09	Wayne vs. NE	10-126
12/30/07	Wayne vs. Ten.	12-87	11/6/60	Berry vs. GB	10-137		*Postseason Game	
11/1/09	Wayne vs. SF	12-147	12/4/60	Berry vs. Det.	10-117			
9/26/10	Collie at Den.	12-171	12/12/65	Berry vs. GB	10-125			
11/1/59	Berry vs. Cle.	11-156	11/6/66	Berry vs. Was.	10-131			
10/23/60	Berry at Det.	11-186	11/12/78	McCauley at Sea.	10-88			
12/8/62	Berry vs. Was.	11-122	11/11/79	Washington at Mia.	10-121			
12/29/13	Hilton vs. Jax.	11-155	11/18/79	McCauley at NE	10-80			

LEADERS: Marvin Harrison, 16; Reggie Wayne, 16; Raymond Berry 11; Dallas Clark, 3; Anthony Johnson, 3; Don McCauley, 3; Lydell Mitchell, 3; Joe Washington, 3; Joseph Addai, 2; Austin Collie, 2; T.Y. Hilton, 2; Bill Brooks, 1; Curtis Dickey, 1; Marshall Faulk, 1; Pierre Garcon, 1; Eddie Hinton, 1; Edgerrin James, 1; Reggie Langhorne, 1; Randy McMillan, 1; Willie Richardson; Jacob Tamme, 1.

TWO 10-PLUS RECEIVERS: Langhorne (12), Johnson (10) at Was. 11/7/93; Collie (11), Clark (11) at Hou. 9/12/10; Tamme (11), Wayne (11) at Phi. 11/7/10.





YEAR-BY-YEAR LEADERS

SCORING		TD	PAT	FG	TP	RUSHING	Yards	Attempts	Avg.	Long	TD
1953	Bert Rechichar	3	0-0	5-12	33	John Huzvar	515	119	4.3	36	4
1954	Gary Kerkorian	1	11-12	5-10	32	Buddy Young	311	70	4.4	57	2
1955	Bert Rechichar	0	25-26	10-24	55	Alan Ameche	961	213	4.5	79	9
1956	Lenny Moore	9	0-0	0-0	54	Alan Ameche	858	178	4.8	43	8
1957	Lenny Moore	11	0-0	0-0	66	Alan Ameche	493	144	3.4	49	5
1958	Lenny Moore	14	0-0	0-0	84	Alan Ameche	791	171	4.6	22	8
1959	Raymond Berry	14	0-0	0-0	84	Alan Ameche	679	178	3.8	26	7
1960	Lenny Moore	13	0-0	0-0	78	Lenny Moore	374	91	4.1	57	4
1961	Steve Myhra	0	33-34	21-39	96	Joe Perry	675	168	4.0	27	3
1962	Dick Bielski	2	25-28	11-25	70	Lenny Moore	470	106	4.4	25	2
1963	Jim Martin	0	32-35	24-39	104	Tom Matte	541	133	4.1	31	4
1964	Lenny Moore	20	0-0	0-0	120	Lenny Moore	584	157	3.7	32	16
1965	Lou Michaels	0	48-48	17-28	101	Jerry Hill	516	147	3.5	20	5
1966	Lou Michaels	0	35-36	21-39	98	Tony Lorick	524	143	3.7	41	3
1967	Lou Michaels	0	46-48	20-37	106	Tom Matte	636	147	4.3	30	9
1968	Lou Michaels	0	48-50	18-28	102	Tom Matte	662	183	3.6	23	9
1969	Tom Matte	13	0-0	0-0	78	Tom Matte	909	235	3.9	26	11
1970	Jim O'Brien	0	36-38	19-34	93	Norm Bulaich	466	139	3.0	15	3
1971	Jim O'Brien	0	35-36	20-29	95	Norm Bulaich	741	152	4.9	67	8
1972	Jim O'Brien	2	24-24	13-31	75	Don McCauley	675	178	3.8	36	2
1973	George Hunt	0	22-24	16-28	70	Lydell Mitchell	963	253	3.8	36	2
1974	Toni Linhart	0	22-22	12-20	58	Lydell Mitchell	757	214	3.5	31	5
1975	Lydell Mitchell	15	0-0	0-0	90	Lydell Mitchell	1193	289	4.1	70	11
1976	Toni Linhart	0	49-51	20-27	109	Lydell Mitchell	1200	289	4.2	43	5
1977	Toni Linhart	0	32-35	17-26	83	Lydell Mitchell	1159	301	3.9	64	3
1978	Toni Linhart	0	27-31	8-17	51	Joe Washington	956	240	4.0	29	0
1979	Steve Mike-Mayer	0	28-29	11-20	61	Joe Washington	884	242	3.6	26	4
1980	Steve Mike-Mayer	0	43-46	12-23	79	Curtis Dickey	800	176	4.5	51t	11
1981	Curtis Dickey	10	0-0	0-0	60	Curtis Dickey	779	164	4.8	67t	7
1982	Mike Wood	0	6-6	6-10	24	Randy McMillan	305	101	3.0	13	1
1983	Raul Allegre	0	22-24	30-35	112	Curtis Dickey	1122	254	4.4	56	4
1984	Raul Allegre	0	14-14	11-18	47	Randy McMillan	705	163	4.3	31	5
1985	Raul Allegre	0	36-39	16-26	84	Randy McMillan	858	190	4.5	38	7
1986	Dean Biasucci	0	26-27	13-25	65	Randy McMillan	609	189	3.2	28	3
1987	Dean Biasucci	0	24-24	24-27	96	Eric Dickerson	1011	223	4.5	53	5
1988	Dean Biasucci	0	39-40	25-32	114	Eric Dickerson	1659	388	4.3	41t	14
1989	Dean Biasucci	0	31-32	21-27	94	Eric Dickerson	1311	314	4.2	21t	7
1990	Dean Biasucci	0	32-33	17-24	83	Eric Dickerson	677	166	4.1	43	4
1991	Dean Biasucci	0	14-14	15-26	59	Eric Dickerson	536	167	3.2	28	2
1992	Dean Biasucci	0	24-24	16-29	72	Anthony Johnson	592	178	3.3	19	0
1993	Dean Biasucci	0	15-16	26-31	93	Roosevelt Potts	711	179	4.0	34	0
1994	Dean Biasucci	0	37-37	16-24	85	Marshall Faulk	1282	314	4.1	52	11
1995	Marshall Faulk	14	0-0	0-0	84	Marshall Faulk	1078	289	3.7	40	11
1996	Cary Blanchard	0	27-27	36-40	135	Marshall Faulk	587	198	3.0	43	7
1997	Cary Blanchard	0	21-21	32-41	117	Marshall Faulk	1054	264	4.0	45	7
1998	Mike Vanderjagt	0	23-23	27-31	104	Marshall Faulk	1319	324	4.1	68t	6
1999	Mike Vanderjagt	0	43-43	34-38	145	Edgerrin James	1553	369	4.2	72	13
2000	Mike Vanderjagt	0	46-46	25-27	121	Edgerrin James	1709	387	4.4	30	13
2001	Mike Vanderjagt	0	41-42	28-34	125	Dominic Rhodes	1104	233	4.7	77t	9
2002	Mike Vanderjagt	0	34-34	23-31	103	Edgerrin James	989	277	3.6	20	2
2003	Mike Vanderjagt	0	46-46	37-37	157	Edgerrin James	1259	310	4.1	43	11
2004	Mike Vanderjagt	0	59-60	20-25	119	Edgerrin James	1548	334	4.6	40	9
2005	Mike Vanderjagt	0	52-52	23-25	121	Edgerrin James	1506	360	4.2	33	13
2006	Adam Vinatieri	0	38-38	25-28	113	Joseph Addai	1081	226	4.8	41	7
2007	Adam Vinatieri	0	49-51	23-29	118	Joseph Addai	1072	261	4.1	23	12
2008	Adam Vinatieri	0	43-43	20-25	103	Joseph Addai	544	155	3.5	23	5
2009	Joseph Addai	13	0-0	0-0	78	Joseph Addai	828	219	3.8	21t	10
2010	Adam Vinatieri	0	51-51	26-28	129	Donald Brown	497	129	3.9	49	2
2011	Adam Vinatieri	0	24-24	23-27	93	Donald Brown	645	134	4.8	80t	5
2012	Adam Vinatieri	0	37-37	26-33	115	Vick Ballard	814	211	3.9	26	2
2013	Adam Vinatieri	0	34-34	35-40	139	Donald Brown	537	102	5.3	51t	6

ADMINISTRATION

COACHING
STAFFFOOTBALL
OPERATIONSBUSINESS
OPERATIONS

PLAYERS

2013 SEASON
IN REVIEWCOLTS
HISTORY

RECORDS

COLTS IN THE
COMMUNITY

	PASSING						PASS RECEPTIONS							
	Attempts	Comp.	Pct.	Yards	TD	Int	No.	Yards	Avg.	Long	TD			
ADMINISTRATION	1953 Fred Enke	169	71	42.0	1054	8	15	Dan Edwards	35	312	8.9	32	3	
	1954 Gary Kerkorian	217	117	53.9	1515	9	12	Dan Edwards	40	531	13.3	42	1	
	1955 George Shaw	237	119	50.2	1586	10	19	Jim Mutscheller	33	518	15.7	48	7	
	1956 John Unitas	198	110	55.6	1498	9	10	Jim Mutscheller	44	715	16.3	53	6	
	1957 John Unitas	301	172	57.1	2550	24	17	Raymond Berry	47	800	17.0	67	6	
	1958 John Unitas	263	136	51.7	2007	19	7	Raymond Berry	56	794	14.2	54	9	
	1959 John Unitas	367	193	52.6	2899	32	14	Raymond Berry	66	959	14.5	55	14	
	1960 John Unitas	378	190	50.3	3099	25	24	Raymond Berry	74	1298	17.5	70	10	
	1961 John Unitas	420	229	54.5	2990	16	24	Raymond Berry	75	837	11.6	44	0	
	1962 John Unitas	389	222	57.1	2967	23	23	Jimmy Orr	55	974	17.7	80	11	
COACHING STAFF	1963 John Unitas	410	237	57.8	3481	20	12	Tom Matte	48	466	9.7	49	1	
	1964 John Unitas	305	158	51.8	2824	19	6	Raymond Berry	43	663	15.4	46	6	
	1965 John Unitas	282	164	58.2	2530	23	12	Raymond Berry	58	739	12.7	40	7	
	1966 John Unitas	348	195	56.0	2748	22	24	Raymond Berry	56	786	14.0	40	7	
	1967 John Unitas	436	255	58.5	3428	20	16	Willie Richardson	63	860	13.7	31	8	
	1968 Earl Morrall	317	182	57.4	2909	26	17	John Mackey	45	644	14.3	45	5	
	1969 John Unitas	327	178	54.4	2342	12	20	Willie Richardson	43	646	15.0	39	3	
	1970 John Unitas	321	166	51.7	2213	14	18	Eddie Hinton	47	733	15.3	40	5	
	1971 John Unitas	176	92	52.3	942	3	9	Tom Mitchell	33	402	12.2	35	0	
	1972 Marty Domres	222	115	51.8	1392	11	6	Tom Mitchell	40	494	12.3	34	4	
FOOTBALL OPERATIONS	1973 Marty Domres	191	93	48.7	1153	9	13	Glenn Doughty	25	587	23.5	66	4	
	1974 Bert Jones	270	143	53.0	1610	8	12	Lydell Mitchell	72	544	7.6	24	2	
	1975 Bert Jones	344	203	59.0	2483	18	8	Lydell Mitchell	60	544	9.1	35	4	
	1976 Bert Jones	343	207	60.4	3104	24	9	Lydell Mitchell	60	555	9.3	40	3	
	1977 Bert Jones	393	224	57.0	2686	17	11	Lydell Mitchell	71	620	8.7	38	4	
	1978 Bill Troup	296	154	52.0	1882	10	21	Joe Washington	45	377	8.4	33	1	
	1979 Greg Landry	457	270	59.1	2932	15	15	Joe Washington	82	750	9.1	43t	3	
	1980 Bert Jones	446	248	55.6	3134	23	21	Roger Carr	61	924	15.1	43	5	
	1981 Bert Jones	426	244	57.3	3094	21	20	Randy McMillan	50	466	9.3	31	1	
	1982 Mike Pagel	221	111	50.2	1281	5	7	Matt Bouza	22	287	13.0	34	2	
BUSINESS OPERATIONS	1983 Mike Pagel	328	163	49.7	2353	12	17	Bernard Henry	30	416	13.9	40t	4	
	1984 Mike Pagel	212	114	53.8	1426	8	8	Ray Butler	43	664	15.4	74t	6	
	1985 Mike Pagel	394	199	50.5	2414	14	15	Pat Beach	36	376	10.4	30	6	
	1986 Jack Trudeau	417	204	48.9	2225	8	18	Matt Bouza	71	830	11.7	33	5	
	1987 Jack Trudeau	229	128	55.9	1587	6	6	Bill Brooks	51	722	14.2	52t	3	
	1988 Chris Chandler	233	129	55.4	1619	8	12	Bill Brooks	54	867	16.1	53t	3	
	1989 Jack Trudeau	362	190	52.5	2317	15	13	Bill Brooks	63	919	14.6	55t	4	
	1990 Jeff George	334	181	54.2	2152	16	13	Albert Bentley	71	664	9.4	73	2	
	1991 Jeff George	485	292	60.2	2910	10	12	Bill Brooks	72	888	12.3	46	4	
	1992 Jeff George	306	167	54.6	1963	7	15	Reggie Langhorne	65	811	12.5	34	1	
PLAYERS	1993 Jeff George	407	234	57.5	2526	8	6	Reggie Langhorne	85	1038	12.2	72t	3	
	1994 Jim Harbaugh	202	125	61.9	1440	9	6	Floyd Turner	52	593	11.4	28	6	
	1995 Jim Harbaugh	314	200	63.7	2575	17	5	Marshall Faulk	56	475	8.5	34	3	
	1996 Jim Harbaugh	405	232	57.3	2630	13	11	Marvin Harrison	64	836	13.1	41	8	
	1997 Jim Harbaugh	309	189	61.2	2060	10	4	Marvin Harrison	73	866	11.9	44	6	
	1998 Peyton Manning	575	326	56.7	3739	26	28	Marshall Faulk	86	908	10.6	78t	4	
	1999 Peyton Manning	533	331	62.1	4135	26	15	Marvin Harrison	115	1663	14.5	57t	13	
	2000 Peyton Manning	571	357	62.5	4413	33	15	Marvin Harrison	102	1413	13.9	78t	14	
	2001 Peyton Manning	547	343	62.7	4131	26	23	Marvin Harrison	109	1524	14.0	68	15	
	2002 Peyton Manning	591	392	66.3	4200	27	19	Marvin Harrison	143	1722	12.0	69	11	
2013 SEASON IN REVIEW	2003 Peyton Manning	566	379	67.0	4267	29	10	Marvin Harrison	94	1272	13.5	79t	10	
	2004 Peyton Manning	497	336	67.6	4557	49	10	Marvin Harrison	86	1113	12.9	59	15	
	2005 Peyton Manning	453	305	67.3	3747	28	10	Reggie Wayne	83	1055	12.7	66t	5	
	2006 Peyton Manning	557	362	65.0	4397	31	9	Marvin Harrison	95	1366	14.4	68t	12	
	2007 Peyton Manning	515	337	65.4	4040	31	14	Reggie Wayne	104	1510	14.5	64	10	
	2008 Peyton Manning	555	371	66.8	4002	27	12	Reggie Wayne	82	1145	14.0	65t	6	
	2009 Peyton Manning	571	393	66.8	4500	33	16	Reggie Wayne	100	1264	12.6	65t	10	
								Dallas Clark	100	1106	11.1	80t	10	
		2010 Peyton Manning	679	450	66.3	4700	33	17	Reggie Wayne	111	1355	12.2	50	6
		2011 Curtis Painter	243	132	54.3	1541	6	9	Reggie Wayne	75	960	12.8	56t	4
RECORDS	2012 Andrew Luck	627	339	54.1	4374	23	18	Reggie Wayne	106	1355	12.8	33	5	
	2013 Andrew Luck	570	343	60.2	3822	23	9	T.Y. Hilton	82	1083	13.2	73t	5	
COLTS IN THE COMMUNITY														



KICKOFF RETURNS						PUNT RETURNS						FC	ADMINISTRATION	COACHING STAFF	FOOTBALL OPERATIONS	BUSINESS OPERATIONS	PLAYERS	2013 SEASON IN REVIEW	COLTS HISTORY	RECORDS	COLTS IN THE COMMUNITY
No.	Yards	Avg.	Long	TD	No.	Yards	Avg.	Long	TD												
1953	Larry Coutre	12	318	26.5	78	0	George Taliaferro	10	31	3.1	7	0									
1954	Buddy Young	13	308	23.7	30	0	Buddy Young	14	60	4.3	16	0									
1955	Bob White	14	400	28.6	54	0	Bert Rechichar	30	121	4.0	24	0									
1956	Billy Vessels	16	379	23.7	42	0	Carl Taseff	27	233	8.6	90	1									
1957	Jack Call	14	329	23.5	45	0	Bert Rechichar	22	71	3.2	22	0									
1958	Lenny Lyles	11	398	36.2	103t	2	Carl Taseff	29	196	6.8	33	0									
1959	Johnny Sample	17	457	26.9	80	0	Carl Taseff	15	104	6.9	25	0									
1960	Johnny Sample	18	519	28.8	94	1	Johnny Sample	14	101	7.2	26	0									
1961	Lenny Lyles	28	672	24.0	64	0	Bob Boyd	18	173	9.6	46	0									
1962	Bake Turner	20	504	25.2	37	0	Bake Turner	9	94	10.4	43	0									
1963	Tom Matte	16	331	20.7	34	0	Jerry Logan	28	279	10.0	38	0	0								
1964	Tony Lorick	13	385	29.6	71	0	Wendell Harris	17	214	12.6	39	0	5								
1965	Alvin Haymond	20	614	30.7	53	0	Alvin Haymond	41	403	9.8	55	0	9								
1966	Lenny Moore	18	453	25.2	54	0	Alvin Haymond	40	347	8.7	64	0	8								
1967	Lenny Moore	16	392	24.4	37	0	Alvin Haymond	26	155	6.0	31	0	4								
1968	Preston Pearson	15	527	30.4	102t	2	Rick Volk	25	198	7.9	24	0	7								
1969	Jim Duncan	19	560	29.5	92	1	Rick Volk	10	58	5.8	14	0	6								
1970	Jim Duncan	20	707	35.4	99	1	Ron Gardin	28	330	11.8	80	1	20								
1971	Charlie Pittman	14	330	23.6	37	0	Rick Volk	22	118	5.4	18	0	20								
1972	Bruce Laird	29	843	29.1	73	0	Bruce Laird	34	303	8.9	42	0	11								
1973	Cotton Speyrer	17	496	29.1	101t	1	Bruce Laird	15	72	4.8	13	0	6								
1974	Bruce Laird	19	499	26.3	55	0	Tim Berra	16	114	7.1	14	0	2								
1975	Bruce Laird	31	799	25.8	65	0	Howard Stevens	36	396	11.0	53	0	8								
1976	Howard Stevens	30	710	23.7	83	0	Howard Stevens	39	31	7.9	44	0	9								
1977	Bruce Laird	24	541	22.5	35	0	Howard Stevens	34	301	8.9	24	0	6								
1978	Marshall Johnson	41	927	22.6	57t	0	Marshall Johnson	25	143	5.7	17	0	10								
1979	Nesby Glasgow	50	1126	22.5	58t	0	Nesby Glasgow	44	352	8.0	75t	1	11								
1980	Nesby Glasgow	33	743	22.5	44t	0	Nesby Glasgow	23	187	8.1	20	0	15								
1981	Zachary Dixon	36	737	20.5	46t	0	David Shula	10	50	5.0	11	0	7								
1982	Larry Anderson	27	517	19.1	33t	0	Larry Anderson	8	54	6.8	28t	0	4								
1983	Kendall Williams	20	490	24.5	90t	0	Larry Anderson	20	138	6.9	20t	0	4								
1984	Phil Smith	32	651	20.3	96t	1	Larry Anderson	27	182	6.7	19t	0	7								
1985	Albert Bentley	27	674	25.0	48t	0	Robbie Martin	40	443	11.1	70t	1	7								
1986	Albert Bentley	32	687	21.5	37t	0	Bill Brooks	18	141	7.8	18t	0	7								
1987	Albert Bentley	22	500	22.7	45t	0	Bill Brooks	22	136	6.2	17t	0	9								
1988	Albert Bentley	39	775	19.9	40t	0	Clarence Verdin	22	239	10.9	73t	1	7								
1989	Clarence Verdin	19	371	19.5	29t	0	Clarence Verdin	23	296	12.9	49t	1	5								
1990	Stacey Simmons	19	348	18.3	34t	0	Clarence Verdin	28	352	12.6	36t	0	3								
1991	Clarence Verdin	36	689	19.1	88t	1	Clarence Verdin	25	163	6.6	22t	0	10								
1992	Clarence Verdin	39	815	20.9	42t	0	Clarence Verdin	24	268	11.2	84t	2	12								
1993	Clarence Verdin	50	1050	21.0	38t	0	Clarence Verdin	30	173	5.8	24t	0	17								
1994	Ronald Humphrey	35	783	22.4	95t	1	Dewell Brewer	42	339	8.1	75t	1	8								
1995	Aaron Bailey	21	495	23.6	95t	1	Ray Buchanan	16	113	7.1	17t	0	4								
1996	Aaron Bailey	43	1041	24.2	95t	1	Marvin Harrison	18	177	9.8	31t	0	9								
1997	Aaron Bailey	55	1206	21.9	61t	0	Brian Stablein	17	133	7.8	20t	0	9								
1998	Aaron Bailey	34	759	22.3	44t	0	Aaron Bailey	19	176	9.3	33t	0	4								
1999	Terrence Wilkins	51	1134	22.2	97t	1	Terrence Wilkins	41	388	9.5	39t	1	17								
2000	Jerome Pathon	26	583	22.4	48	0	Terrence Wilkins	29	240	8.3	36	0	13								
2001	Terrence Wilkins	44	1007	22.9	50	0	Terrence Wilkins	21	219	10.4	78	1	4								
2002	Troy Walters	53	1150	21.7	44	0	Troy Walters	35	270	7.7	34	0	15								
2003	Brad Pyatt	19	544	28.6	90	0	Brad Pyatt	12	110	9.5	21	0	8								
2004	Dominic Rhodes	48	1188	24.8	88t	1	Jason David	8	50	6.3	13	0	4								
2005	Dominic Rhodes	41	855	20.9	39	0	Troy Walters	21	172	8.2	29	0	25								
2006	Terrence Wilkins	52	1272	24.5	70	0	Terrence Wilkins	21	193	9.2	82t	1	13								
2007	T.J. Rushing	31	714	23.0	47	0	T.J. Rushing	19	249	13.1	90t	1	14								
2008	Pierre Garcon	22	475	21.6	39	0	Keiwan Ratliff	16	89	5.6	19	0	12								
2009	Chad Simpson	38	898	23.6	93t	1	T.J. Rushing	21	119	5.7	22	0	22								
2010	Justin Tryon	14	299	21.4	39	0	Blair White	10	80	8.0	18	0	14								
2011	Joe Lefege	31	578	18.6	51	0	Pierre Garcon	16	44	2.8	20	0	8								
2012	Cassius Vaughn	10	209	20.9	40	0	T.Y. Hilton	26	300	11.5	75t	1	18								
2013	David Reed	24	590	24.6	39	0	T.Y. Hilton	17	159	9.4	34	0	12								

	INTERCEPTIONS						SACKS (*SINCE 1982)	
	No.	Yards	Avg.	Long	TD		No.	
ADMINISTRATION	1953	Tom Keane	11	118	10.7	35	0	
	1954	Don Shula	5	84	16.8	25	0	
		Tom Keane	5	22	4.4	7	0	
		Bert Rechichar	6	109	18.2	40	0	
	1956	Bert Rechichar	4	63	15.8	42	0	
	1957	Milt Davis	10	219	21.9	75	2	
	1958	Andy Nelson	8	199	24.9	69	1	
		Ray Brown	8	149	18.6	30	0	
	1959	Milt Davis	7	119	17.0	57	1	
		Don Shinnick	7	70	10.0	23	0	
1960	Bob Boyd	7	132	18.9	74	0		
1961	Gary Glick	4	18	4.5	10	0		
1962	Bob Boyd	7	163	23.3	38	0		
1963	Jim Welch	4	49	12.3	15	0		
1964	Bob Boyd	9	185	20.6	47	0		
1965	Bob Boyd	9	78	8.7	24	1		
1966	Bob Boyd	6	114	19.0	37t	1		
COACHING STAFF	1967	Bob Boyd	6	145	24.2	41t	1	
		Rick Volk	6	145	24.2	94t	1	
	1968	Bob Boyd	8	160	20.0	49t	1	
	1969	Rick Volk	4	36	9.0	23t	0	
	1970	Jerry Logan	6	92	15.3	33t	2	
	1971	Charlie Stukes	8	95	11.9	40t	0	
	1972	Charlie Stukes	5	23	4.6	11t	0	
	1973	Stan White	4	40	10.0	22t	1	
	1974	Mike Curtis	3	24	8.0	11t	0	
	1975	Stan White	8*	135	16.9	32t	1	
1976	Jackie Wallace	5	105	21.0	41t	0		
1977	Lyle Blackwood	10	163	16.3	37t	0		
1978	Norm Thompson	6	52	8.7	31t	0		
BUSINESS OPERATIONS	1979	Sanders Shiver	4	85	21.2	52t	0	
		Lyle Blackwood	4	63	15.8	27t	0	
	Larry Braziel	4	49	12.2	31t	1		
	1980	Bruce Laird	5	71	14.2	18t	0	
	1981	Bruce Laird	3	59	19.7	24t	0	
		Larry Braziel	3	35	11.7	27t	0	
	1982	Kim Anderson	2	25	12.5	25t	0	Leo Wisniewski 2.5
	1983	Derrick Hatchett	4	36	9.0	25t	0	Vernon Maxwell 11.0
	1984	Eugene Daniel	6	25	4.2	18t	0	Johnie Cooks 11.5
	1985	Eugene Daniel	8	53	6.6	29t	0	Duane Bickett 6.0
PLAYERS	1986	Leonard Coleman	4	36	9.0	31t	0	Duane Bickett 5.0
		Mike Prior	6	57	9.5	38t	0	Jon Hand 5.0
	1988	Willie Tullis	4	36	9.0	20t	0	Duane Bickett 8.0
	1989	Keith Taylor	7	225	32.1	80t	1	Jon Hand 5.0
	1990	Mike Prior	3	66	22.0	36t	0	Jon Hand 10.0
	1991	John Baylor	4	50	12.5	32t	0	Sam Clancy 7.5
	1992	Mike Prior	6	44	7.3	19t	0	(Three players tied) 5.0
	1993	Ray Buchanan	4	45	11.3	28t	0	Chip Banks 9.0
	1994	Ray Buchanan	8	221	27.6	90t	3	Jon Hand 5.5
	2013 SEASON IN REVIEW	1995	Eugene Daniel	3	142	47.3	97t	1
Ashley Ambrose		3	12	4.0	7t	0	Tony Bennett 10.5	
COLTS HISTORY	1996	Jason Belser	4	81	20.3	44t	2	Richard Dent 6.5
	1997	Jason Belser	2	121	60.5	50t	1	Dan Footman 10.5
	1998	(Seven players tied at 1)						Ellis Johnson 8.0
	1999	Tyrone Poole	3	85	28.3	38	0	Chad Bratzke 12.0
	2000	Jeff Burris	4	38	9.5	27t	1	Chad Bratzke 7.5
	2001	Jeff Burris	3	69	23.0	30	1	Chad Bratzke 8.5
		David Macklin	3	15	5.0	11	0	
	2002	Mike Peterson	3	96	32.0	53	0	Dwight Freney 13.0
	2003	Nick Harper	4	121	30.3	75t	1	Dwight Freney 11.0
	2004	Jason David	4	36	9.0	34t	1	Dwight Freney 16.0#
2005	Cato June	5	115	23.0	36	2	Robert Mathis 11.5	
2006	Nick Harper	3	18	6.0	19	0	Robert Mathis 9.5	
	Cato June	3	14	4.7	8	0		
2007	Gary Brackett	4	128	32.0	49	0	Robert Mathis 7.0	
	Antoine Bethea	4	47	11.8	30	0		
2008	Melvin Bullitt	4	7	1.8	3	0	Robert Mathis 11.5	
	Antoine Bethea	4	19	4.8	19	0	Dwight Freney 13.5	
2009	Kelvin Hayden	2	56	28.0	31t	2	Robert Mathis 11.0	
	Jerraud Powers	2	11	5.5	11	0		
2010	Aaron Francisco	2	10	5.0	11	0		
	Joe Lefeged	2	25	12.5	25	0	Robert Mathis 9.5	
2011	Jerraud Powers	2	19	9.5	13	1		
	Darius Butler	4	101	25.3	51	2	Robert Mathis 8.0	
2012	Darius Butler	4	79	19.8	41t	1	Robert Mathis 19.5#	
	*NFL Record (Linebackers)						#Led NFL	



PUNTING	No.	Yards	Avg.	Long	Blk	
1953	George Talianferro	65	2437	37.5	61	0
1954	Cotton Davidson	72	2678	37.2	55	1
1955	Monte Brethauer	55	2161	39.3	56	0
1956	Bert Rechichar	33	1277	38.7	56	0
1957	Cotton Davidson	47	1663	35.4	56	0
1958	Ray Brown	41	1635	39.9	60	0
1959	Dave Sherer	51	2132	41.8	60	0
1960	Ray Brown	52	2001	38.5	55	0
1961	Tom Gilburg	42	1804	43.0	61	0
1962	Tom Gilburg	57	2384	41.8	62	0
1963	Tom Gilburg	52	2173	41.8	64	0
1964	Joe Don Looney	32	1358	42.4	64	0
1965	Tom Gilburg	54	2139	39.6	66	0
1966	David Lee	49	2233	45.6	64	1
1967	David Lee	49	2079	42.4	68	0
1968	David Lee	49	1833	39.4	59	1
1969	David Lee	57	2580	45.3	66	0
1970	David Lee	63	2820	44.7	62	1
1971	David Lee	62	2542	41.0	76	0
1972	David Lee	57	2400	42.1	60	1
1973	David Lee	62	2398	38.7	60	2
1974	David Lee	71	2634	37.1	58	1
1975	David Lee	86	3402	39.6	62	1
1976	David Lee	59	2342	39.7	56	0
1977	David Lee	82	3142	38.3	59	2
1978	David Lee	92	3513	38.2	67	2
1979	Bucky Dilts	99	3657	36.9	53	2
1980	Mike Bragg	82	3203	39.1	59	2
1981	Mike Garrett	78	3071	39.4	57	0
1982	Rohn Stark	46	2044	44.4	60	0
1983	Rohn Stark	91	4124	45.3*	68	0
1984	Rohn Stark	98	4383	44.7	72	0
1985	Rohn Stark	78	3584	45.9*	68	2
1986	Rohn Stark	76	3432	45.2*	63	0
1987	Rohn Stark	61	2440	40.0	63	2
1988	Rohn Stark	64	2784	43.5	65	0
1989	Rohn Stark	79	3392	42.9	64	1
1990	Rohn Stark	71	3084	43.4	61	1
1991	Rohn Stark	82	3492	42.6	65	0
1992	Rohn Stark	83	3716	44.8	64	0
1993	Rohn Stark	83	3595	43.3	65	0
1994	Rohn Stark	73	3092	42.4	60	1
1995	Chris Gardocki	63	2681	42.6	69	0
1996	Chris Gardocki	68	3105	45.7	61	0
1997	Chris Gardocki	67	3034	45.3	72	0
1998	Chris Gardocki	79	3583	45.4	62	0
1999	Hunter Smith	58	2467	42.5	61	2
2000	Hunter Smith	65	2906	44.7	65	0
2001	Hunter Smith	68	3023	44.5	65	0
2002	Hunter Smith	66	2672	40.5	69	1
2003	Hunter Smith	62	2617	42.2	55	1
2004	Hunter Smith	54	2443	45.2	62	0
2005	Hunter Smith	52	2301	44.3	58	0
2006	Hunter Smith	47	2085	44.4	61	1
2007	Hunter Smith	52	2181	41.9	63	0
2008	Hunter Smith	53	2345	44.2	64	0
2009	Pat McAfee	64	2837	44.3	60	0
2010	Pat McAfee	65	2731	42.0	66	0
2011	Pat McAfee	88	4098	46.6	64	1
2012	Pat McAfee	73	3520	48.2	64	1
2013	Pat McAfee	76	3499	46.0	65	1

*Led NFL

ADMINISTRATION

COACHING STAFF

FOOTBALL OPERATIONS

BUSINESS OPERATIONS

PLAYERS

2013 SEASON IN REVIEW

COLTS HISTORY

RECORDS

COLTS IN THE COMMUNITY

COLTS YEAR-BY-YEAR OFFENSIVE RANKINGS

Total NFL-AFC Rank (since 1970), tied rank underlined>

Year	Scoring	Net Offense	Rushing Avg.	Net Passing	Sacks	Ints.	Penalties	KOR Avg.	PR Avg.
2013	391 <u>14-6</u>	341.8 15-6	108.9 <u>20-10</u>	232.8 17-8	32 6-4	10 <u>5-2</u>	66 1-1	23.5 14-9	9.9 14-6
2012	357 18-6	362.4 10-4	104.4 22-11	258.0 7-3	41 <u>23-12</u>	18 <u>26-13</u>	94 8-5	22.3 21-12	11.1 7-6
2011	243 <u>28-13</u>	286.8 30-15	99.6 26-14	187.2 27-14	35 <u>15-10</u>	14 <u>12-7</u>	76 1-1	18.6 32-16	3.4 32-16
2010	435 2-2	380.8 4-3	92.7 29-16	288.1 1-1	16 1-1	17 18-11	79 5-3	19.6 29-15	6.9 24-14
2009	416 7-3	363.1 9-4	80.9 32-16	282.2 2-2	13 1-1	19 <u>23-13</u>	74 2-2	22.2 18-11	5.2 28-15
2008	377 13-5	335.5 15-6	79.6 31-16	255.9 5-3	14 4-3	12 <u>9-6</u>	86 <u>14-9</u>	20.8 28-13	6.0 32-16
2007	450 3-2	358.7 5-2	106.6 18-11	252.1 6-2	23 7-5	14 <u>6-3</u>	67 3-2	21.8 22-11	11.2 6-3
2006	427 2-2	379.4 3-3	110.1 18-8	269.3 2-1	15 1-1	9 <u>2-1</u>	86 7-6	23.6 7-6	9.0 13-8
2005	439 2-1	362.4 3-2	106.4 16-9	256.0 3-2	20 1-1	11 5-4	94 2-1	19.9 28-16	7.6 19-11
2004	522 1-1	404.7 2-2	115.8 15-11	288.9 1-1	14 1-1	10 2-2	106 <u>9-7</u>	23.4 8-5	7.1 24-13
2003	447 2-2	367.1 3-2	105.9 19-9	261.2 1-1	19 2-1	10 3-2	92 6-3	23.6 <u>5-4</u>	7.7 <u>19-13</u>
2002	349 17-10	351.0 9-5	97.6 26-15	253.4 4-2	23 4-2	19 22-12	91 7-5	20.5 24-11	7.6 <u>26-13</u>
2001	413 2-1	372.2 2-1	122.9 7-3	249.3 2-1	30 10-6	23 <u>26-14</u>	76 6-4	21.8 14-5	10.0 14-7
2000	429 4-3	383.8 3-2	116.2 16-10	267.6 2-1	20 1-1	15 <u>9-6</u>	89 5-2	19.9 28-14	9.3 18-10
1999	423 3-1	357.9 4-1	103.8 19-11	254.1 4-1	14 1-1	17 <u>15-9</u>	81 3-1	20.9 15-7	9.5 15-8
1998	310 19-10	319.8 12-7	92.9 26-14	226.9 6-3	22 2-1	28 29-14	106 <u>9-4</u>	20.2 25-12	10.0 15-9
1997	313 20-13	304.3 19-12	107.9 17-8	196.4 19-10	62 28-15	17 <u>20-11</u>	106 18-8	21.2 23-9	8.0 21-10
1996	317 <u>16-11</u>	296.5 25-14	90.5 28-14	206.0 16-9	43 23-11	11 <u>1-1</u>	76 1-1	23.0 10-4	10.9 10-4
1995	331 16-10	307.4 22-12	115.9 11-8	191.5 23-12	49 27-14	11 4-2	97 12-3	21.1 <u>16-10</u>	6.6 29-14
1994	307 18-9	275.8 27-14	128.8 4-3	147.1 28-14	28 <u>10-5</u>	14 <u>5-4</u>	82 3-2	20.9 <u>17-7</u>	8.1 19-10
1993	189 27-13	294.1 22-12	80.5 28-14	213.6 8-5	29 4-3	15 12-8	94 <u>14-5</u>	19.7 <u>11-4</u>	5.8 27-14
1992	216 27-13	273.0 24-10	68.9 28-14	204.1 8-5	44 16-8	26 27-13	122 <u>27-14</u>	19.6 <u>11-4</u>	11.0 5-3
1991	143 28-14	234.3 28-14	73.1 28-14	161.2 27-14	57 27-13	16 <u>11-6</u>	85 5-2	19.3 11-6	6.3 28-14
1990	281 21-12	259.7 27-14	80.1 27-13	179.6 16-8	51 25-13	21 <u>20-12</u>	79 4-2	18.3 <u>18-9</u>	11.2 1-1
1989	298 20-9	300.8 23-12	115.8 17-8	185.0 24-12	28 4-3	17 <u>9-5</u>	89 9-6	19.4 13-5	12.4 2-1
1988	354 9-4	304.4 21-10	140.6 4-2	163.8 24-12	34 <u>13-9</u>	22 <u>21-11</u>	89 9-5	19.9 <u>15-10</u>	9.8 5-3
1987	300 18-9	333.0 13-7	142.9 6-4	190.1 19-10	24 2-2	16 <u>6-3</u>	90 7-4	20.3 8-3	5.5 14-14
1986	229 27-14	293.8 22-13	93.2 26-12	200.6 16-11	53 22-13	24 <u>20-11</u>	99 <u>13-5</u>	19.5 <u>17-9</u>	7.1 23-14
1985	320 17-10	312.9 19-10	152.4 5-1	160.4 26-14	35 3-3	20 <u>8-4</u>	87 4-4	20.9 14-7	10.7 5-3
1984	239 28-14	258.3 28-14	126.6 12-6	131.7 28-14	58 22-12	22 <u>15-7</u>	95 10-5	19.3 17-7	7.3 <u>19-12</u>
1983	264 26-14	313.6 21-10	168.4 2-1	145.2 28-14	47 <u>17-9</u>	22 <u>12-6</u>	120 26-12	19.3 15-9	6.7 25-12
1982	113 28-14	275.9 27-13	116.0 14-8	159.9 24-12	20 9-6	10 8-5	52 <u>10-3</u>	17.9 26-14	5.6 25-12
1981	259 26-14	306.8 21-13	115.6 23-12	191.1 17-10	37 <u>14-7</u>	23 <u>16-8</u>	106 <u>14-8</u>	19.7 17-10	4.7 28-14
1980	355 9-5	325.4 13-6	129.9 11-5	195.5 13-5	36 <u>14-7</u>	24 <u>13-5</u>	104 <u>18-9</u>	20.6 9-5	7.2 21-10
1979	271 22-12	302.9 20-10	104.6 26-12	198.3 10-8	52 25-13	19 9-5	137 28-14	20.0 15-7	8.0 15-11
1978	239 27-14	256.7 <u>24-14</u>	127.8 23-14	129.1 24-13	49 26-14	30 <u>23-11</u>	90 2-2	22.3 10-8	6.3 25-13
1977	295 6-4	327.7 6-3	151.6 9-6	176.1 3-2	26 <u>9-7</u>	12 <u>3-1</u>	77 5-4	19.0 23-12	7.7 19-12
1976	417 1-1	374.0 1-1	164.5 7-4	209.5 1-1	30 <u>9-5</u>	10 1-1	92 15-6	20.6 21-14	7.9 17-10
1975	395 2-2	321.3 12-7	158.4 8-5	162.9 13-7	38 <u>16-8</u>	8 1-1	80 8-2	22.9 9-7	10.5 6-6
1974	190 23-13	274.5 15-9	129.9 16-10	144.6 18-9	49 25-13	24 <u>20-10</u>	66 6-1	22.6 9-5	6.0 25-13
1973	226 <u>20-11</u>	250.4 20-10	145.1 11-6	105.4 22-11	32 <u>13-6</u>	25 <u>21-10</u>	57 5-3	22.4 14-8	5.4 24-13
1972	235 20-11	299.1 14-8	135.3 17-9	163.8 11-6	25 11-6	12 <u>3-2</u>	58 5-2	28.1 2-1	8.1 9-6
1971	313 <u>5-3</u>	290.8 12-7	153.5 5-2	137.3 21-11	27 13-7	21 <u>13-6</u>	57 1-1	21.2 22-10	8.2 5-3
1970	321 6-1	295.3 8-3	95.4 23-12	199.9 3-2	33 <u>12-5</u>	22 <u>15-6</u>	71 5-2	25.8 3-1	9.8 5-3
1969	279 8	319.8 4	106.4 14	213.4 2	19 2	27 14	62 2	25.3 1	5.2 12
1968	402 2	334.4 4	129.2 8	205.1 3	29 7	22 11	75 12	26.4 1	8.3 4
1967	394 2	357.7 1	117.5 11	240.2 2	25 4	17 2	52 2	23.5 7	7.7 5
1966	314 8	320.4 5	111.1 10	209.3 4	30 4	27 12	64 4	21.5 9	7.9 2
1965	389 3	328.4 5	113.8 9	214.6 3	43 <u>10</u>	17 6	69 8	23.9 6	9.4 5
1964	428 1	341.4 1	143.4 5	198.0 2	39 7	9 2	74 8	23.7 6	9.4 6
1963	316 7	352.7 2	117.3 9	235.4 1	44 12	12 1	77 13	21.4 11	9.2 5
1962	293 8	333.3 5	114.4 11	218.9 5	25 9	63 <u>10</u>	23.0 8	8.0 6	
1961	302 7	351.6 2	151.4 3	200.2 3	29 13	69 <u>11</u>	22.3 8	8.2 10	
1960	288 4	353.8 1	107.4 11	246.3 1	24 10	51 4	21.9 7	5.5 10	
1959	374 1	371.5 1	142.1 7	229.4 1	14 3	56 8	20.8 6	6.1 8	
1958	381 1	378.3 1	177.3 2	201.0 6	11 1	55 5	25.4 2	6.1 5	
1957	303 2	343.6 2	144.6 5	199.0 1	19 6	67 11	22.6 7	4.0 10	
1956	270 4	343.8 4	183.7 2	160.1 6	18 3	53 5	19.3 12	7.1 5	
1955	214 11	288.3 9	152.8 6	135.9 10	22 6	59 5	23.5 6	3.7 9	
1954	131 12	244.5 12	106.3 10	139.1 10	22 4	71 5	18.7 12	5.1 8	
1953	182 11	226.3 12	121.6 9	104.8 12	27 5	69 7	23.7 4	6.3 6	

COLTS YEAR-BY-YEAR DEFENSIVE RANKINGS
 Total NFL-AFC Rank (since 1970), tied rank underlined>

Year	Scoring	Net Defense	Rushing Avg.	Net Passing	Sacks	Ints.	Penalties	KOR Avg.	PR Avg.
2013	336 9-4	357.1 20-10	125.1 26-13	231.9 13-8	42 <u>11-5</u>	15 <u>17-8</u>	112 <u>2-2</u>	25.2 27-14	13.7 31-16
2012	387 21-11	374.3 26-14	137.5 29-14	236.8 21-11	32 <u>23-12</u>	12 <u>20-9</u>	128 1-1	24.7 22-10	11.7 26-12
2011	430 28-14	370.9 25-13	143.9 29-15	227.0 15-11	29 <u>27-13</u>	8 <u>31-16</u>	84 32-32	30.7 32-16	11.5 19-10
2010	388 23-11	341.6 20-9	127.0 25-12	214.6 13-7	30 <u>23-9</u>	10 <u>30-15</u>	95 <u>17-8</u>	25.8 31-15	10.7 23-13
2009	307 8-5	339.2 18-9	126.5 24-11	212.7 14-9	34 <u>16-7</u>	16 15-8	92 <u>18-8</u>	25.3 31-15	8.4 16-9
2008	298 7-4	310.9 11-4	122.9 24-12	188.1 6-3	30 <u>16-8</u>	15 <u>11-7</u>	68 32-16	24.3 24-12	9.2 15-8
2007	262 1-1	279.7 3-2	106.9 15-6	172.8 2-1	28 <u>26-12</u>	22 2-2	85 <u>22-8</u>	25.0 29-15	13.9 32-16
2006	360 23-14	332.3 21-12	173.0 32-16	159.3 2-2	25 <u>30-16</u>	15 <u>20-12</u>	86 26-11	26.0 30-14	13.1 31-16
2005	247 2-1	307.1 11-4	110.1 16-8	196.9 15-5	46 5-4	18 9-5	119 14-6	22.2 21-9	10.9 30-15
2004	351 19-10	370.6 29-14	127.3 24-13	243.3 29-13	45 <u>3-1</u>	19 <u>9-7</u>	116 14-7	21.3 11-5	13.6 32-16
2003	336 20-12	299.3 11-8	123.8 <u>20-9</u>	175.6 5-3	31 23-11	15 <u>14-6</u>	123 27-14	21.5 <u>20-11</u>	10.0 20-10
2002	313 7-3	306.8 8-4	124.5 20-9	182.3 2-1	36 <u>16-7</u>	10 <u>25-12</u>	102 <u>16-7</u>	20.5 6-5	5.8 5-2
2001	486 31-16	357.2 29-16	132.2 25-12	225.0 27-15	40 16-9	15 <u>20-10</u>	96 <u>17-10</u>	23.1 26-13	13.9 30-15
2000	326 15-7	334.8 21-12	120.9 25-14	213.9 18-9	42 <u>12-6</u>	14 23-12	103 15-7	23.8 25-13	12.8 27-13
1999	333 17-13	326.3 15-11	107.2 18-11	191.9 <u>18-12</u>	41 <u>12-7</u>	10 29-15	130 30-16	22.0 19-10	16.2 31-16
1998	444 29-14	364.8 29-15	160.6 29-14	204.1 16-8	38 <u>18-10</u>	8 30-15	108 12-6	26.0 26-13	10.7 21-9
1997	401 26-12	303.4 10-5	127.1 26-13	176.3 4-1	37 <u>21-9</u>	12 25-13	102 17-9	24.1 29-14	11.4 22-10
1996	334 18-9	337.7 22-10	110.0 18-11	227.7 24-10	29 <u>28-14</u>	13 <u>23-12</u>	121 3-2	24.9 27-13	10.9 19-10
1995	316 5-2	314.2 7-5	91.1 6-3	223.1 24-12	29 <u>24-11</u>	13 <u>25-11</u>	111 10-6	22.7 <u>22-10</u>	11.8 26-13
1994	320 <u>14-6</u>	332.8 20-11	102.9 12-6	229.9 24-12	29 <u>17-9</u>	18 10-4	110 <u>19-9</u>	20.2 9-6	9.2 16-8
1993	378 27-14	352.4 28-14	157.6 28-14	194.8 12-4	21 28-14	10 25-14	87 <u>21-12</u>	14.9 1-1	8.6 11-5
1992	302 16-9	317.1 21-12	135.9 26-14	181.3 11-7	39 <u>16-10</u>	20 <u>10-6</u>	101 7-5	17.5 5-4	7.0 4-1
1991	381 26-13	320.4 20-8	145.4 28-14	175.0 4-2	29 21-11	15 <u>18-10</u>	88 22-11	17.4 8-5	11.0 25-12
1990	353 20-11	350.9 26-13	138.3 24-13	212.6 23-12	29 26-13	9 27-14	104 9-7	19.6 18-10	8.0 12-6
1989	301 <u>11-7</u>	350.7 22-11	129.8 22-10	220.9 15-12	46 6-3	21 9-4	103 16-8	19.2 12-6	10.9 25-13
1988	315 <u>11-4</u>	331.0 17-7	105.9 8-2	225.1 25-13	30 <u>20-9</u>	15 <u>23-13</u>	118 1-1	22.1 26-12	11.3 27-14
1987	238 1-1	303.3 6-3	119.3 15-6	184.0 3-2	39 <u>14-5</u>	20 <u>12-6</u>	85 25-13	17.8 3-3	9.6 19-9
1986	400 25-13	356.3 25-12	122.6 17-9	233.7 26-12	24 27-14	16 <u>22-10</u>	100 17-10	19.2 11-8	10.3 23-12
1985	386 21-11	349.9 19-9	134.1 18-10	215.9 19-10	36 <u>23-12</u>	16 25-13	90 20-9	20.2 12-8	13.3 27-13
1984	414 25-12	348.6 22-9	125.4 17-10	223.1 22-11	42 <u>19-9</u>	18 <u>18-10</u>	98 15-9	20.2 15-6	9.7 20-9
1983	354 19-10	352.5 23-11	132.4 17-7	220.1 21-11	41 <u>16-6</u>	20 <u>20-9</u>	79 28-14	18.7 9-5	11.7 28-14
1982	236 26-13	366.2 26-13	163.7 28-14	202.6 15-8	11 28-14	5 27-13	59 9-5	21.5 21-12	8.7 18-10
1981	533 28-14	424.6 28-14	166.6 26-12	258.0 27-13	13 28-14	16 <u>24-11</u>	101 19-10	20.1 11-5	9.1 19-11
1980	387 23-12	346.6 22-13	138.1 22-14	208.5 22-12	30 <u>20-10</u>	17 <u>22-13</u>	98 <u>16-8</u>	19.7 9-5	7.3 11-5
1979	351 19-10	317.1 15-9	144.1 19-10	173.0 15-7	39 13-5	23 <u>10-6</u>	112 7-5	18.7 5-2	6.9 11-6
1978	421 28-14	369.4 28-14	188.1 27-13	201.3 25-11	30 <u>20-8</u>	17 <u>24-12</u>	114 8-4	24.4 28-14	8.7 15-5
1977	221 11-5	284.9 17-8	128.4 9-6	156.4 21-8	47 <u>3-2</u>	30 2-2	78 <u>25-12</u>	25.2 27-14	10.9 22-10
1976	246 13-6	299.1 15-7	131.7 7-4	167.4 22-10	56 2-1	15 <u>18-10</u>	89 17-8	22.3 19-8	7.0 6-3
1975	269 10-6	298.1 12-7	130.1 7-4	168.0 13-7	59 1-1	29 2-2	79 20-12	23.6 20-9	10.1 18-8
1974	329 25-12	294.7 14-6	140.1 17-7	154.6 15-7	21 25-12	10 25-12	75 17-10	20.1 5-2	9.0 11-7
1973	341 21-11	320.6 21-11	149.2 14-8	171.4 23-12	25 <u>23-13</u>	15 <u>18-9</u>	69 13-8	22.6 12-5	10.0 21-12
1972	252 <u>11-6</u>	308.0 20-10	142.1 15-8	165.9 20-11	25 16-10	23 <u>7-6</u>	84 4-3	21.8 5-2	7.0 <u>12-4</u>
1971	140 2-1	203.7 1-1	79.5 1-1	124.2 2-1	33 <u>8-4</u>	28 2-1	67 19-11	21.7 6-4	6.7 13-4
1970	234 7-2	274.6 9-5	102.8 6-3	171.9 21-10	41 5-2	25 4-2	101 1-1	21.3 10-4	9.4 24-12
1969	268 6	332.1 13	100.0 4	232.1 15	33 <u>7</u>	15 <u>13</u>	74 7	20.6 6	5.2 9
1968	144 1	241.2 2	95.6 3	145.5 4	45 3	29 2	72 9	19.6 5	3.3 1
1967	198 2	274.5 5	100.8 4	173.7 7	36 8	32 1	82 7	22.8 9	6.9 9
1966	226 3	292.2 7	123.8 9	168.4 4	47 <u>3</u>	22 7	69 7	21.0 3	4.3 3
1965	284 4	288.9 5	105.9 4	183.0 7	39 <u>5</u>	22 6	80 2	21.4 3	7.6 8
1964	225 1	280.7 3	128.4 8	152.3 2	57 1	23 3	59 13	21.3 2	7.0 3
1963	285 7	287.9 6	128.1 9	160.1 6	45 <u>2</u>	15 <u>11</u>	58 10	23.0 6	6.3 3
1962	288 6	294.5 5	107.4 3	187.1 6		23 <u>9</u>	71 2	27.6 14	7.9 7
1961	307 10	270.1 1	133.5 10	136.6 1		16 14	66 4	27.2 14	13.8 14
1960	234 6	276.4 4	132.6 8	143.8 2		30 2	59 8	28.5 13	3.2 1
1959	251 7	324.9 8	129.7 4	195.2 10		40 1	65 1	20.7 4	3.6 3
1958	203 2	273.7 2	107.6 1	166.1 5		35 1	60 7	28.9 12	4.4 5
1957	235 8	283.8 6	97.8 1	186.0 11		28 2	60 7	22.9 7	3.2 3
1956	322 11	348.0 11	159.7 7	188.3 12		13 12	62 3	23.6 8	3.9 2
1955	239 6	343.5 11	169.6 9	173.9 9		19 <u>7</u>	69 2	20.1 2	1.9 1
1954	279 8	327.5 5	135.8 8	191.7 7		20 9	92 2	20.2 3	3.3 3
1953	350 12	373.8 12	192.9 12	180.9 8		29 3	87 1	18.1 2	7.7 10

RECORDS
 COLTS IN THE COMMUNITY
 2013 SEASON IN REVIEW
 PLAYERS
 BUSINESS OPERATIONS
 FOOTBALL OPERATIONS
 COACHING STAFF
 ADMINISTRATION



STATISTICS

1953

RECORD: 3-9 COACH: KEITH MOLESWORTH

FIFTH - WESTERN CONFERENCE

HOME: 2-4 CONF: 2-8
AWAY: 1-5 NCONF: 1-1

DATE	RESULTS	OPPONENT	ATTENDANCE
9/27	W 13-9	CHICAGO	23,715
10/3	L 17-27	DETROIT	25,159
10/11	W 16-14	@ Chicago	35,316
10/18	L 14-37	@ Green Bay	18,713
10/25	W 27-17	WASHINGTON	34,031
10/31	L 24-35	GREEN BAY	33,797
11/7	L 7-17	@ Detroit	46,508
11/15	L 14-45	@ Philadelphia	27,813
11/22	L 13-21	LOS ANGELES RAMS	27,268
11/29	L 21-38	SAN FRANCISCO	26,005
12/5	L 2-45	@ Los Angeles Rams	26,696
12/13	L 14-45	@ San Francisco	23,432

RUSHING	NO.	YDS.	AVG.	LG	TD
Huzvar	119	515	4.3	36	4
Taliaferro	102	479	4.7	50	2
McPhail	53	138	2.6	30	0
Young	40	135	3.4	24	0
Enke	28	91	3.3	25	0
Kalmanir	16	53	3.3	32	0
Mioduszewski	3	33	11.0	25	0
DelBello	14	14	1.0	9	0
Taseff	1	1	1.0	1	1
COLTS	376	1459	3.9	50	7
OPPONENTS	445	2315	5.2	66	21

KICKOFF RETURNS	NO.	YDS.	AVG.	LG	TD
Taliaferro	16	331	20.7	39	0
Young	11	378	34.4	104	1
Coutre	9	266	29.6	78	0
Taseff	4	87	21.8	35	0
Kalmanir	3	51	17.0	25	0
Jackson	3	37	12.3	19	0
Poole	2	24	12.0	21	0
Campanella	2	13	6.5	13	0
Rechichar	1	28	28.0	28	0
Mioduszewski	1	25	25.0	25	0
Finnin	1	18	18.0	18	0
COLTS	53	1258	23.7	104	1
OPPONENTS	40	724	18.1	28	0

TEAM STATISTICS	COLTS	OPP
TOTAL FIRST DOWNS	157	232
Rushing	75	121
Passing	66	95
Penalty	16	16
TOTAL NET YARDS	2716	4486
Avg. Per Game	226.3	373.8
NET YARDS RUSHING	1459	2315
Avg. Per Game	121.6	192.9
Total Rushes	376	445
NET YARDS PASSING	1257	2171
Avg. Per Game	104.8	180.9
Tackled/Yards Lost	-368	-240
Gross Yards	1625	2411
Att./Completions	319/126	321/165
Completion Pct.	39.5	51.4
Had Intercepted	27	29
PUNTS/AVERAGE	83/38.4	55/40.3
PENALTIES/YARDS	69/623	87/757
FUMBLES/BALL LOST	34/21	42/27
TOUCHDOWNS	23	46
Rushing	7	21
Passing	13	21
Defense/Kicking	1/2	3/1

RECEIVING	NO.	YDS.	AVG.	LG	TD
Edwards	35	312	8.9	32	3
Embree	23	272	11.8	24	1
Taliaferro	20	346	17.3	54	2
Young	12	201	16.8	49	3
Brethauer	10	133	13.3	25	0
McPhail	10	38	3.8	45	0
Huzvar	6	55	9.2	30	1
Rechichar	3	151	50.3	66	2
Keane	3	61	20.3	37	0
Kalmanir	3	31	10.3	22	1
Shula	1	6	6.0	6	0
Marchetti	0	19	0.0	19	0
COLTS	126	1625	12.9	66	13
OPPONENTS	165	2411	14.6	59	21

USUAL STARTERS PRO BOWLERS IN BOLDFACE

OFFENSE	DEFENSE
WR Mel Embree	LDE Barney Poole
LT Ernie Blandin	LDT Art Donovan
LG Dick Barwegan	RDT Tom Finnin
C Brad Ecklund	RDE Gino Marchetti
RG Bill Lange	LLB Bill Pellington
RT Jack Little	MLB Sisto Averno
SE Dan Edwards	RLB Alex Agase
RB John Huzvar	LCB Bert Rechichar
QB Fred Enke	RDB Don Shula
RB Buddy Young	LS Carl Taseff
RB George Taliaferro	RS Tom Keane

INTERCEPTIONS	NO.	YDS.	AVG.	LG	TD
Keane	11	118	10.7	35	0
Rechichar	7	64	9.1	36	1
Shula	3	46	15.3	35	0
Taseff	3	36	12.0	29	0
Pellington	2	22	11.0	22	0
Brethauer	1	17	17.0	17	0
Agase	1	5	5.0	5	0
Mioduszewski	1	0	0.0	0	0
COLTS	29	308	10.6	36	1
OPPONENTS	27	469	17.4	54	3

SCORE BY PERIODS	1	2	3	4	TOTAL
COLTS	38	44	39	61	182
OPPONENTS	77	105	83	85	350

PUNTING	NO.	YDS.	AVG.	LG	BLK.
Taliaferro	65	2438	37.5	61	0
Keane	18	752	41.8	56	0
COLTS	83	3190	38.4	61	0
OPPONENTS	55	2217	40.3	65	0

SCORING	TDR	TDP	TDRT	PAT	FG	S	TP
Rechichar	2	1		5-13	33		33
Huzvar	4	1			30		30
McPhail				21-23	2-5		27
Taliaferro	2	2			24		24
Young	3	1			24		24
Edwards	3				18		18
Taseff	1		1		12		12
Embree	1				6		6
Kalmanir	1				6		6
Donovan						1	2
COLTS	7	13	3	21-23	7-18	1	182
OPPONENTS	21	4	4	45-46	9-16	1	350

PUNT RETURNS	NO.	YDS.	AVG.	LG	TD
Taliaferro	10	31	3.1	7	0
Young	6	9	1.5	9	0
Coutre	4	38	9.5	25	0
Mioduszewski	4	13	3.3	5	0
Kalmanir	2	19	9.5	14	0
Taseff	1	71	71.0	71	1
Keane	1	3	3.0	3	0
Rechichar	1	0	0.0	0	0
COLTS	29	184	6.3	71	1
OPPONENTS	40	307	7.7	74	1

PASSING	ATT.	COMP.	YDS.	PCT.	AVG./ATT.	TD	TD%	INT.	INT%	LG	RATING
Enke	169	71	1054	42.0	6.24	8	4.7	15	8.9	55	41.9
DelBello	61	27	229	44.3	3.75	1	1.6	5	8.2	66	25.9
Taliaferro	55	15	211	27.3	3.84	2	3.6	5	9.1	45	17.3
Mioduszewski	30	11	113	36.7	3.77	2	6.7	2	6.7	17	42.8
Flowers	4	2	18	50.0	4.50	0	0.0	0	0.0	12	62.5
COLTS	319	126	1625	39.5	5.09	13	4.1	27	8.5	66	34.5
OPPONENTS	321	165	2411	51.4	7.51	21	6.5	29	9.0	59	60.4

1954

RECORD: 3-9 COACH: WEEB EWBANK

SIXTH – WESTERN CONFERENCE

HOME: 2-4 CONF: 2-8
AWAY: 1-5 NCONF: 1-1

DATE	RESULTS	OPPONENT	ATTENDANCE
9/26	L 0-48	LOS ANGELES RAMS	36,215
10/2	W 20-14	NEW YORK GIANTS	27,088
10/10	L 9-28	@ Chicago	27,845
10/16	L 0-35	@ Detroit	48,272
10/24	L 6-7	GREEN BAY	28,680
10/31	L 21-24	@ Washington	23,566
11/6	L 3-27	DETROIT	25,287
11/13	L 13-24	Green Bay @ Milw.	19,786
11/21	L 13-28	CHICAGO	23,093
11/28	W 17-13	SAN FRANCISCO	23,875
12/4	W 22-21	@ Los Angeles Rams	30,744
12/11	L 7-10	@ San Francisco	26,856

TEAM STATISTICS	COLTS	OPP
TOTAL FIRST DOWNS	169	234
Rushing	66	95
Passing	90	120
Penalty	13	19
TOTAL NET YARDS	2934	3930
Avg. Per Game	244.5	327.5
NET YARDS RUSHING	1275	1630
Avg. Per Game	106.3	135.8
Total Rushes	364	425
NET YARDS PASSING	1659	2300
Avg. Per Game	139.1	191.7
Tackled/Yards Lost	-336	-203
Gross Yards	1995	2503
Att./Completions	313/163	330/178
Completion Pct.	52.1	53.9
Had Intercepted	22	20
PUNTS/AVERAGE	72/37.2	57/39.8
PENALTIES/YARDS	71/662	92/834
FUMBLES/BALL LOST	20/12	28/10
TOUCHDOWNS	14	36
Rushing	4	21
Passing	9	12
Defense/Kicking	1/0	2/1

SCORE BY PERIODS	1	2	3	4	TOTAL
COLTS	33	55	26	17	131
OPPONENTS	62	65	73	79	279

SCORING	TDR	TDP	TDRT	PAT	FG	S	TP
Kerkorian	1		11-12	5-10			32
Young	2	3					30
Rechichar			1-1	6-13			19
Womble	3						18
Edwards	1						6
Robinson			1				6
Taliaferro	1						6
Taseff	1						6
Toth	1						6
Finnin						1	2
COLTS	4	9	1	12-13	11-23	1	131
OPPONENTS	21	12	3	36-36	9-19	0	279

RUSHING	NO.	YDS.	AVG.	LG	TD
Young	70	311	4.4	57	2
Toth	86	303	3.5	15	1
Taseff	41	228	5.0	32	0
Womble	60	174	2.9	24	0
Taliaferro	48	157	3.3	29	0
Kerkorian	22	36	1.6	11	1
Davidson	11	31	2.8	15	0
Huzvar	19	29	1.5	6	0
Shula	2	3	1.5	3	0
Enke	5	3	0.6	5	0
COLTS	364	1275	3.5	57	4
OPPONENTS	425	1630	3.8	38	21

RECEIVING	NO.	YDS.	AVG.	LG	TD
Edwards	40	531	13.3	42	1
Colteryahn	30	384	12.8	21	0
Womble	30	338	11.3	78	3
Taseff	16	159	9.9	30	1
Young	15	272	18.1	78	3
Taliaferro	14	122	8.7	29	1
Toth	11	51	4.6	13	0
Bighead	6	89	14.8	25	0
Mutscheller	1	49	49.0	49	0
COLTS	163	1995	12.2	78	9
OPPONENTS	178	2503	14.1	80	12

INTERCEPTIONS	NO.	YDS.	AVG.	LG	TD
Shula	5	84	16.8	25	0
Keane	5	22	4.4	9	0
Eggers	3	18	6.0	10	0
Rechichar	2	27	13.5	21	0
Taseff	2	15	7.5	15	0
Leberman	2	0	0.0	0	0
Campanella	1	0	0.0	0	0
COLTS	20	166	8.3	25	0
OPPONENTS	22	232	10.5	50	1

PUNTING	NO.	YDS.	AVG.	LG	BLK.
Davidson	72	2680	37.2	55	1
COLTS	72	2680	37.2	55	1
OPPONENTS	57	2266	39.8	63	0

PUNT RETURNS	NO.	YDS.	AVG.	LG	TD
Young	14	60	4.3	16	0
Taseff	8	52	6.5	13	0
Rechichar	6	22	3.7	9	0
Taliaferro	5	34	6.8	18	0
COLTS	33	168	5.1	18	0
OPPONENTS	45	150	3.3	39	0

KICKOFF RETURNS	NO.	YDS.	AVG.	LG	TD
Young	13	308	23.7	30	0
Womble	9	170	18.9	27	0
Taseff	7	167	23.9	35	0
Taliaferro	7	134	19.1	24	0
Rechichar	3	26	8.7	12	0
Pellington	2	26	13.0	14	0
Robinson	1	19	19.0	19	0
Langas	1	18	18.0	18	0
Joyce	1	13	13.0	13	0
Toth	1	13	13.0	13	0
McMillan	1	5	5.0	5	0
Huzvar	1	0	0.0	0	0
Radosevich	1	0	0.0	0	0
COLTS	48	899	18.7	35	0
OPPONENTS	29	587	20.2	40	0

USUAL STARTERS PRO BOWLERS IN BOLDFACE

OFFENSE	DEFENSE
WR Lloyd Colteryahn	LDE Gino Marchetti
LT Ken Jackson	LDT Art Donovan
LG Art Spinney	RDT Tom Finnin
C Buzz Nutter	RDE Don Joyce
RG Alex Sandusky	LLB Bill Pellington
RT Jack Little	MLB Joe Campanella
SE Dan Edwards	RLB Doug Eggers
RB Zollie Toth	LCB Carl Taseff
QB Gary Kerkorian	RCB Don Shula
RB Buddy Young	LS Tom Keane
RB Royce Womble	RS Bert Rechichar

PASSING	ATT.	COMP.	YDS.	PCT.	AVG./ATT.	TD	TD%	INT.	INT%	LG	RATING
Kerkorian	217	117	1515	53.9	6.98	9	4.2	12	5.5	78t	66.9
Davidson	64	28	309	43.8	4.83	0	0.0	5	7.8	29t	26.1
Enke	28	17	171	60.7	6.11	0	0.0	3	10.7	42t	38.5
Taliaferro	2	0	0	0.0	0.00	0	0.0	1	50.0	0t	0.0
Keane	1	1	0	100.0	0.00	0	0.0	0	0.0	0t	79.2
Toth	1	0	0	0.0	0.00	0	0.0	1	100.0	0t	0.0
COLTS	313	163	1995	52.1	5.09	9	2.9	22	7.0	78t	52.3
OPPONENTS	330	178	2503	53.9	7.58	12	3.6	20	6.1	80t	65.5

ADMINISTRATION
 COACHING STAFF
 FOOTBALL OPERATIONS
 BUSINESS OPERATIONS
 PLAYERS
 2013 SEASON IN REVIEW
 COLTS HISTORY
 RECORDS
 COLTS IN THE COMMUNITY

1955

RECORD: 5-6-1 COACH: WEEB EWBANK
FOURTH – WESTERN CONFERENCE
HOME: 4-1-1 CONF: 5-4-1
AWAY: 1-5 NCONF: 0-2

DATE	RESULTS	OPPONENT	ATTENDANCE
9/25	W 23-17	CHICAGO	36,167
10/1	W 28-13	DETROIT	40,030
10/8	W 24-20	Green Bay @ Milw.	40,199
10/16	L 10-38	@ Chicago	40,184
10/23	L 13-14	WASHINGTON	51,587
10/29	W 14-10	GREEN BAY	34,411
11/5	L 14-24	@ Detroit	53,874
11/13	L 7-17	@ New York Giants	33,982
11/20	T 17-17	LOS ANGELES RAMS	41,146
11/27	W 26-14	SAN FRANCISCO	33,485
12/4	L 14-20	@ Los Angeles Rams	37,024
12/11	L 24-35	@ San Francisco	35,371

TEAM STATISTICS	COLTS	OPP
TOTAL FIRST DOWNS	206	234
Rushing	93	120
Passing	92	98
Penalty	21	16
TOTAL NET YARDS	3464	4122
Avg. Per Game	288.3	343.5
NET YARDS RUSHING	1833	2035
Avg. Per Game	152.8	169.6
Total Rushes	456	448
NET YARDS PASSING	1631	2087
Avg. Per Game	135.9	173.9
Tackled/Yards Lost	-164	-201
Gross Yards	1795	2288
Att./Completions	266/134	320/158
Completion Pct.	50.4	49.4
Had Intercepted	22	19
PUNTS/AVERAGE	55/39.3	56/39.9
PENALTIES/YARDS	59/565	69/681
FUMBLE/BALL LOST	18/8	24/14
TOUCHDOWNS	26	30
Rushing	15	18
Passing	1	12
Defense/Kicking	0/0	0/0

SCORE BY PERIODS	1	2	3	4	TOTAL
COLTS	54	44	57	59	214
OPPONENTS	36	72	69	62	239

SCORING	TDR	TDP	TDRT	PAT	FG	S	TP
Rechichar			25-26	10-24			55
Ameche	9						54
Mutscheller		7					42
Colterlyahn		3					18
Shaw		3					18
Young, B.		1	1				12
Kerkorian					1-2		9
Dupre		1					6
COLTS	15	11	0	25-26	11-26	0	214
OPPONENTS	18	12	0	29-30	10-14	0	239

RUSHING	NO.	YDS.	AVG.	LG	TD
Ameche	213	961	4.5	79t	9
Dupre	88	338	3.8	60	1
Shaw	68	301	4.4	37	3
Young, B.	32	87	2.7	25	1
Young, D.	17	39	2.3	10	0
Shields	10	34	3.4	14	0
Hugasian	12	34	2.8	15	0
Kerkorian	6	20	3.7	12	1
Renfro	4	13	3.3	5	0
Bryan	2	4	2.0	8	0
Womble	4	2	0.5	4	0
COLTS	456	1833	4.0	79t	15
OPPONENTS	448	2035	4.5	81t	18

RECEIVING	NO.	YDS.	AVG.	LG	TD
Mutscheller	33	518	15.7	48	7
Ameche	27	141	5.2	18	0
Colterlyahn	21	251	12.0	22	3
Young, B.	19	426	22.4	82t	1
Berry	13	205	15.8	45	0
Dupre	10	153	15.3	30	0
Hugasian	3	32	10.7	13	0
Shields	3	27	9.0	19	0
Young, D.	2	15	7.5	11	0
Womble	1	14	14.0	14	0
Pellington	1	10	10.0	10	0
Taseff	1	3	3.0	3	0
COLTS	134	1795	13.4	82t	11
OPPONENTS	158	2288	14.5	60	12

INTERCEPTIONS	NO.	YDS.	AVG.	LG	TD
Rechichar	6	109	18.2	40	0
Shula	5	64	12.8	31	0
Campanella	2	35	17.5	23	0
Pellington	2	17	8.5	12	0
Thomas	1	23	23.0	23	0
Patera	1	8	8.0	8	0
Bryan	1	4	4.0	4	0
Taseff	1	0	0.0	0	0
COLTS	19	260	13.7	40	0
OPPONENTS	22	269	12.2	39	0

PUNTING	NO.	YDS.	AVG.	LG	BLK.
Brethauer	55	2161	39.3	56	0
COLTS	55	2161	39.3	56	0
OPPONENTS	56	2234	39.9	63	0

PUNT RETURNS	NO.	YDS.	AVG.	LG	TD
Rechichar	30	121	4.0	24	0
Taseff	14	46	3.3	20	0
Pellington	1	6	6.0	6	0
Young, D.	1	3	3.0	3	0
Patera	1	2	2.0	2	0
Young, B.	1	0	0.0	0	0
COLTS	48	178	3.7	24	0
OPPONENTS	37	71	1.9	11	0

KICKOFF RETURNS	NO.	YDS.	AVG.	LG	TD
Rechichar	9	235	26.1	59	0
Young, B.	9	222	24.7	43	0
Taseff	7	162	23.1	38	0
White	4	142	35.5	54	0
Ameche	4	60	15.0	19	0
Young, D.	2	37	18.5	22	0
Pellington	2	36	18.0	19	0
Berry	2	27	13.5	16	0
Renfro	1	20	20.0	20	0
COLTS	40	941	23.5	59	0
OPPONENTS	36	724	20.1	57	0

USUAL STARTERS
PRO BOWLERS IN BOLDFACE

OFFENSE	DEFENSE
WR Lloyd Colterlyahn	LDE Gino Marchetti
LT George Radoszewich	LDT Art Donovan
LG Art Spinney	RDT Tom Finnin
C Dick Szymanski	RDE Don Joyce
RG Alex Sandusky	LLB Bill Pellington
RT George Preas	MLB Joe Campanella
TE Jim Mutscheller	RLB Doug Eggers
QB Buddy Young	LCB Bert Rechichar
QB George Shaw	RCB Don Shula
RB Alan Ameche	LS Carl Taseff
RB L. G. Dupre	RS Jesse Thomas

PASSING	ATT.	COMP.	YDS.	PCT.	AVG./ATT.	TD	TD%	INT.	INT%	LG	RATING
Shaw	237	119	1586	50.2	6.69	10	4.2	19	8.0	82t	52.5
Kerkorian	29	15	209	51.7	7.21	1	3.5	3	10.3	48t	47.1
COLTS	266	134	1795	50.4	6.75	11	4.1	22	8.3	82t	51.5
OPPONENTS	320	158	2288	49.4	7.15	12	3.8	19	5.9	60t	60.8

1956

RECORD: 5-7 COACH: WEEB EWBANK

FOURTH – WESTERN CONFERENCE

HOME: 4-2 CONF: 3-7
AWAY: 1-5 NCONF: 2-0

DATE	RESULTS	OPPONENT	ATTENDANCE
9/30	W 28-21	CHICAGO	45,221
10/6	L 14-31	DETROIT	42,622
10/14	L 33-38	Green Bay @ Milw.	24,214
10/21	L 27-58	@ Chicago	48,364
10/28	W 28-21	GREEN BAY	40,086
11/11	W 21-7	@ Cleveland	42,404
11/18	L 3-27	@ Detroit	55,788
11/25	W 56-21	LOS ANGELES RAMS	40,321
12/2	L 17-20	SAN FRANCISCO	37,227
12/9	L 7-31	@ Los Angeles Rams	51,037
12/16	L 17-30	@ San Francisco	43,791
12/23	W 19-17	WASHINGTON	32,944

TEAM STATISTICS	COLTS	OPP
TOTAL FIRST DOWNS	216	238
Rushing	106	109
Passing	99	115
Penalty	11	14
TOTAL NET YARDS	4125	4176
Avg. Per Game	343.8	348.0
NET YARDS RUSHING	2204	1916
Avg. Per Game	183.7	159.7
Total Rushes	432	447
NET YARDS PASSING	1921	2260
Avg. Per Game	160.1	188.3
Tackled/Yards Lost	-289	-203
Gross Yards	2210	2463
Att./Completions	279/158	297/165
Completion Pct.	56.6	55.6
Had Intercepted	18	13
PUNTS/AVERAGE	58/38.4	56/44.4
PENALTIES/YARDS	53/507	62/486
FUMBLES/BALL LOST	18/14	23/15
TOUCHDOWNS	38	43
Rushing	21	16
Passing	14	22
Defense/Kicking	1/2	3/2

SCORE BY PERIODS	1	2	3	4	TOTAL
COLTS	55	103	51	61	270
OPPONENTS	80	64	83	95	322

SCORING	TDR	TDP	TDRT	PAT	FG	S	TP
Moore	8	1					54
Ameche	8						48
Mutscheller		6					36
Dupre	2	2					24
Feamster			24-26	0-3			24
Vessels	2	1					18
Rechichar			8-10	3-13			17
Berry		2					12
Taseff			2				12
Womble		2					12
Thomas			1				6
Unitas		1					6
Kerkorian				1-2			1
COLTS	21	14	3	33-38	3-16	0	270
OPPONENTS	16	22	5	40-43	8-19	0	322

RUSHING	NO.	YDS.	AVG.	LG	TD
Ameche	178	858	4.8	43	8
Moore	86	649	7.5	79T	8
Vessels	44	215	4.9	31	2
Dupre	49	182	3.7	21	2
Unitas	28	155	5.5	34	1
Womble	20	72	3.6	12	0
Shaw	20	63	3.2	19	0
Young, D.	5	7	1.4	3	0
Taseff	1	2	2.0	2	0
Rechichar	1	1	1.0	1	0
COLTS	432	2204	5.1	79T	21
OPPONENTS	447	1916	4.3	33	16

RECEIVING	NO.	YDS.	AVG.	LG	TD
Mutscheller	44	715	16.3	53T	6
Berry	37	601	16.2	54	2
Ameche	26	189	7.3	22	0
Dupre	16	216	13.5	49T	2
Vessels	11	177	16.1	30	1
Moore	11	102	9.3	27	1
Womble	9	180	20.0	43T	2
Colterjahn	3	29	9.7	16	0
Unitas	1	1	1.0	1	0
COLTS	158	2210	14.0	54	14
OPPONENTS	165	2463	14.9	77T	22

INTERCEPTIONS	NO.	YDS.	AVG.	LG	TD
Rechichar	4	63	15.8	42	0
Thomas	2	36	18.0	23	0
Taseff	2	13	6.5	8	0
Patera	2	10	5.0	10	0
Eggers	1	6	6.0	6	0
Pellington	1	4	4.0	4	0
Shula	1	2	2.0	2	0
COLTS	13	134	10.3	42	0
OPPONENTS	18	275	15.3	59T	2

PUNTING	NO.	YDS.	AVG.	LG	BLK.
Rechichar	33	1276	38.7	56	0
Dupre	25	953	38.1	54	0
COLTS	58	2229	38.4	56	0
OPPONENTS	56	2489	44.4	70	0

PUNT RETURNS	NO.	YDS.	AVG.	LG	TD
Taseff	27	233	8.6	90T	1
Moore	8	38	4.8	15	0
Rechichar	5	10	2.0	7	0
Nyers	2	16	8.0	16	0
COLTS	42	297	7.1	90T	1
OPPONENTS	39	153	3.9	67T	2

KICKOFF RETURNS	NO.	YDS.	AVG.	LG	TD
Vessels	16	379	23.7	42	0
Moore	10	129	12.9	21	0
Taseff	9	206	22.9	34	0
Dupre	7	148	21.1	35	0
Nyers	3	69	23.0	35	0
Young, D.	3	40	13.3	18	0
Ameche	2	38	19.0	25	0
Sandusky	1	24	24.0	24	0
Spinney	1	10	10.0	10	0
Pellington	1	0	0.0	0	0
Shula	1	0	0.0	0	0
COLTS	54	1043	19.3	42	0
OPPONENTS	43	1015	23.6	103T	1

USUAL STARTERS PRO BOWLERS IN BOLDFACE

OFFENSE	DEFENSE
WR Raymond Berry	LDE Gino Marchetti
LT Ken Jackson	LDT Art Donovan
LG Art Spinney	RDT Tom Finnin
C Buzz Nutter	RDE Don Joyce
RG Alex Sandusky	LLB Bill Pellington
RT George Preas	MLB Joe Campanella
TE Jim Mutscheller	LCB Doug Eggers
RB Lenny Moore	LCB Bert Rechichar
QB John Unitas	RCB Don Shula
RB Alan Ameche	LS Carl Taseff
RB L. G. Dupre	RS Jesse Thomas

PASSING	ATT.	COMP.	YDS.	PCT.	AVG./ATT.	TD	TD%	INT.	INT%	LG	RATING
Unitas	198	110	1498	55.6	7.57	9	4.6	10	5.1	54t	74.0
Shaw	75	45	645	60.0	8.60	3	4.0	7	9.3	49t	62.4
Moore	4	1	8	25.0	2.00	1	25.0	1	25.0	8t	39.6
Kerkorian	2	2	59	100.0	29.50	1	0.0	0	0.0	40t	158.3
COLTS	279	158	2210	56.6	7.92	14	5.0	18	6.5	54t	72.1
OPPONENTS	297	165	2463	55.6	8.29	22	7.4	13	4.4	77t	89.3

RECORDS
 COLTS HISTORY
 2013 SEASON IN REVIEW
 PLAYERS
 BUSINESS OPERATIONS
 FOOTBALL OPERATIONS
 COACHING STAFF
 ADMINISTRATION
 COLTS IN THE COMMUNITY

1957

RECORD: 7-5 COACH: WEEB EWBANK
THIRD – WESTERN CONFERENCE
HOME: 4-2 CONF: 6-4
AWAY: 3-3 NCONF: 1-1

DATE	RESULTS	OPPONENT	ATTENDANCE
9/29	W 34-14	DETROIT	40,112
10/5	W 20-10	CHICAGO	46,558
10/13	W 45-17	Green Bay @ Milw.	26,322
10/20	L 27-31	@ Detroit	55,764
10/27	L 21-24	GREEN BAY	48,510
11/3	L 13-19	PITTSBURGH	42,575
11/10	W 21-17	@ Washington	33,149
11/17	W 29-14	@ Chicago	47,168
11/24	W 27-21	SAN FRANCISCO	50,073
12/1	W 31-14	LOS ANGELES RAMS	52,060
12/8	L 13-17	@ San Francisco	59,950
12/15	L 21-37	@ Los Angeles Rams	52,560

RUSHING	NO.	YDS.	AVG.	LG	TD
Ameche	144	493	3.4	49	5
Moore	98	488	5.0	55t	3
Dupre	101	375	3.7	22	2
Unitas	42	171	4.1	24	1
Call	33	145	4.4	24	0
Shaw	5	30	6.0	11	1
Pricer	2	18	9.0	14	0
Womble	7	18	2.6	7	0
Myhra	1	1	1.0	1	0
Nyers	1	4	4.0	4	0
COLTS	434	1735	4.0	55t	12
OPPONENTS	375	1174	3.1	57	10

KICKOFF	NO.	YDS.	AVG.	LG	TD
Nyers	17	350	20.6	46	0
Call	14	329	23.5	45	0
Davidson	5	79	15.8	21	0
Pricer	2	40	20.0	23	0
Owens	1	23	23.0	23	0
Myhra	1	19	19.0	19	0
Moore, H.	1	16	16.0	16	0
Rechichar	1	0	0.0	0	0
Moore, L.	0	92	0.0	92t	1
COLTS	42	948	22.6	92t	1
OPPONENTS	49	1120	22.9	64	0

TEAM STATISTICS	COLTS	OPP
TOTAL FIRST DOWNS	222	204
Rushing	91	69
Passing	117	118
Penalty	14	17
TOTAL NET YARDS	4123	3406
Avg. Per Game	343.6	283.8
NET YARDS RUSHING	1735	1174
Avg. Per Game	144.6	97.8
Total Rushes	434	375
NET YARDS PASSING	2388	2232
Avg. Per Game	199.0	186.0
Tackled/Yards Lost	-220	-316
Gross Yards	2608	2548
Att./Completions	314/177	342/175
Completion Pct.	56.4	51.2
Had Intercepted	19	28
PUNTS/AVERAGE	55/34.5	56/42.5
PENALTIES/YARDS	67/712	60/546
FUMBLES/BALL LOST	22/12	29/12
TOUCHDOWNS	41	29
Rushing	12	10
Passing	25	19
Defense/Kicking	3/1	0/0

RECEIVING	NO.	YDS.	AVG.	LG	TD
Berry	47	800	17.0	67t	6
Moore	40	687	17.2	82t	7
Mutscheller	32	558	17.4	66t	8
Dupre	32	339	10.6	43	2
Ameche	15	137	9.1	40	2
Womble	7	69	9.9	37	0
Call	4	18	4.5	8	0
COLTS	177	2608	14.7	82t	25
OPPONENTS	175	2548	14.6	75t	19

**USUAL STARTERS
PRO BOWLERS IN BOLDFACE**

OFFENSE	DEFENSE
WR Raymond Berry	LDE Gino Marchetti
LT Jim Parker	LDT Art Donovan
LG Art Spinney	RDT Gene Lipscomb
C Buzz Nutter	RDE Don Joyce
RG Alex Sandusky	LLB Don Shinnick
RT George Preas	MLB Jack Patera
TE Jim Mutscheller	RLB Doug Eggers
RB Lenny Moore	LCB Carl Taseff
QB John Unitas	RCB Milt Davis
RB Alan Ameche	LS Andy Nelson
RB L.G. Dupre	RS Bert Rechichar

INTERCEPTIONS	NO.	YDS.	AVG.	LG	TD
Davis	10	219	21.9	75t	2
Rechichar	5	33	6.6	21	0
Nelson	5	29	5.8	13	0
Shinnick	2	31	15.5	22	0
Patera	1	16	16.0	16	0
DeCarlo	1	14	14.0	14	0
Taseff	1	7	7.0	7	0
Joyce	1	0	0.0	0	0
Moore	1	0	0.0	0	0
Thomas	1	0	0.0	0	0
COLTS	28	349	12.5	75t	2
OPPONENTS	19	180	9.5	28	2

SCORE BY PERIODS	1	2	3	4	TOTAL
COLTS	82	65	70	86	303
OPPONENTS	34	75	28	98	235

SCORING	TDR	TDP	TDRT	PAT	FG	S	TP
Moore	3	7	1				66
Mutscheller							8
Ameche	5	2					42
Berry		6					36
Rechichar				22-25	3-13		31
Myhra				14-16	4-6		26
Dupre	2	2					24
Davis			2				12
Marchetti			1				6
Shaw	1						6
Unitas	1						6
COLTS	12	25	4	36-41	7-19	0	303
OPPONENTS	10	19	0	29-29	10-21	1	235

PUNTING	NO.	YDS.	AVG.	LG	BLK.
Davidson	47	1664	35.4	56	0
Rechichar	5	157	31.4	51	0
Dupre	3	75	25.0	38	0
COLTS	55	1896	34.5	56	0
OPPONENTS	56	2380	42.5	76	0

PUNT RETURNS	NO.	YDS.	AVG.	LG	TD
Rechichar	22	71	3.2	22	0
Taseff	7	60	8.6	49	0
Moore	2	0	0.0	0	0
Shinnick	1	2	2.0	2	0
Davis	1	0	0.0	0	0
COLTS	33	133	4.0	49	0
OPPONENTS	34	109	3.2	28	0

PASSING	ATT.	COMP.	YDS.	PCT.	AVG./ATT.	TD	TD%	INT.	INT%	LG	RATING
Unitas	301	172	2550	57.1	8.47	24	8.0	17	5.7	82t	88.0
Shaw	9	5	58	55.6	6.44	1	11.1	1	11.1	17t	72.7
Davidson	2	0	0	0.0	0.00	0	0.0	1	0.0	0t	0.0
Moore	2	0	0	0.0	0.00	0	0.0	0	0.0	0t	39.6
COLTS	314	177	2608	56.4	8.31	25	8.0	19	6.1	82t	85.0
OPPONENTS	342	175	2548	51.2	7.45	19	5.6	28	8.2	75t	60.2

1958

WORLD CHAMPIONS

RECORD: 9-3 COACH: WEEB EWBANK

FIRST – WESTERN CONFERENCE

HOME: 6-0 CONF: 8-2

AWAY: 3-3 NCONF: 1-1

DATE	RESULTS	OPPONENT	ATTENDANCE
9/28	W 28-15	DETROIT	48,377
10/4	W 51-38	CHICAGO	52,622
10/12	W 24-17	Green Bay @ Milw.	24,553
10/19	W 40-14	@ Detroit	55,190
10/26	W 35-10	WASHINGTON	54,403
11/2	W 56-0	GREEN BAY	51,333
11/9	L 21-24	@ New York Giants	71,164
11/16	W 17-0	@ Chicago	48,664
11/23	W 34-7	LOS ANGELES RAMS	57,557
11/30	W 35-27	SAN FRANCISCO	57,557
12/6	L 28-30	@ Los Angeles Rams	100,202
12/14	L 12-21	@ San Francisco	53,334
12/28	W23-170T	@ New York Giants	64,185

TEAM STATISTICS	COLTS	OPP
TOTAL FIRST DOWNS	253	188
Rushing	117	70
Passing	120	106
Penalty	16	12
TOTAL NET YARDS	4539	3284
Avg. Per Game	378.3	273.7
NET YARDS RUSHING	2127	1291
Avg. Per Game	177.3	107.6
Total Rushes	456	331
NET YARDS PASSING	2412	1993
Avg. Per Game	201.0	166.1
Tackled/Yards Lost	-125	-255
Gross Yards	2537	2248
Att./Completions	354/178	363/168
Completion Pct.	50.3	46.3
Had Intercepted	11	35
PUNTS/AVERAGE	62/37.3	62/44.1
PENALTIES/YARDS	55/518	60/555
FUMBLES/BALL LOST	26/11	31/17
TOUCHDOWNS	53	27
Rushing	24	13
Passing	26	9
Defense/Kicking	1/2	3/2

SCORE BY PERIODS	1	2	3	4	TOTAL
COLTS	92	93	63	133	381
OPPONENTS	41	66	65	31	203

SCORING	TDR	TOP	TDRT	PAT	FG	S	TP
Moore	7	7					84
Myhra					48-51	4-10	60
Ameche	8	1					54
Berry		9					54
Mutscheller		7					42
Lyles	1	1	2				24
Dupre	3						18
Unitas	3						18
Rechichar		1			1-4		9
Nelson			1				6
Pricer	1						6
Shaw	1			0-1			6
COLTS	24	26	3	48-52	5-14	0	381
OPPONENTS	13	9	5	23-27	6-17	0	203

RUSHING	NO.	YDS.	AVG.	LG	TD
Ameche	171	791	4.6	28	8
Moore	82	598	7.3	73T	7
Dupre	95	390	4.1	39	3
Call	37	154	4.2	35	0
Unitas	33	139	4.2	28	3
Lyles	22	41	1.7	27T	1
Pricer	10	26	2.6	4	1
Shaw	5	3	0.6	3	1
Brown	1	9	9.0	9	0
COLTS	456	2127	4.7	73T	24
OPPONENTS	331	1291	3.9	28	13

RECEIVING	NO.	YDS.	AVG.	LG	TD
Berry	56	794	14.2	54	9
Moore	50	938	18.8	77T	7
Mutscheller	28	504	18.0	54T	7
Dupre	13	111	8.5	22	0
Ameche	13	81	6.2	18	1
Lyles	5	24	4.8	11	1
Rechichar	4	34	8.5	12	1
Call	4	28	7.0	12	0
Pricer	3	14	4.7	6	0
DeCarlo	1	10	10.0	10	0
Pellington	1	-1	-1.0	-1	0
COLTS	178	2537	14.3	77T	26
OPPONENTS	168	2248	13.4	69T	9

INTERCEPTIONS	NO.	YDS.	AVG.	LG	TD
Nelson	8	199	21.9	69	1
Brown	8	149	6.6	30	0
Taseff	7	52	5.8	17	0
Pellington	4	44	15.5	21	0
Davis	4	40	16.0	28	0
Shinnick	3	23	14.0	16	0
Sanford	1	7	7.0	7	0
COLTS	35	514	14.7	69	1
OPPONENTS	11	169	15.4	44T	3

PUNTING	NO.	YDS.	AVG.	LG	BLK.
Brown	41	1635	39.9	60	0
Horn	19	617	32.5	48	0
Stone	1	28	28.0	28	0
Dupre	1	-4	-4.0	-4	0
COLTS	62	2276	36.7	60	0
OPPONENTS	62	2736	44.1	60	0

PUNT RETURNS	NO.	YDS.	AVG.	LG	TD
Taseff	29	196	6.8	33	0
Rechichar	7	29	4.1	11	0
Moore	2	11	5.5	11	0
Simpson	1	1	1.0	1	0
COLTS	39	237	6.1	33	0
OPPONENTS	40	176	4.4	71T	1

KICKOFF RETURNS	NO.	YDS.	AVG.	LG	TD
Lyles	11	398	36.2	103T	2
Pricer	9	168	18.7	28T	0
Moore	4	91	22.8	25T	0
Simpson	3	59	19.7	24T	0
Rechichar	3	50	16.7	22T	0
Call	2	48	24.0	26T	0
Taseff	1	50	50.0	50T	0
DeCarlo	1	0	0.0	0T	0
COLTS	34	864	25.4	103T	2
OPPONENTS	43	1241	28.9	99T	1

USUAL STARTERS PRO BOWLERS IN BOLDFACE			
OFFENSE		DEFENSE	
WR Raymond Berry	LDE Gino Marchetti		
LT Jim Parker	LDT Art Donovan		
LG Art Spinney	RDE Gene Lipscomb		
C Buzz Nutter	RDE Don Joyce		
RG Alex Sandusky	LLB Leo Sanford		
RT George Preas	MLB Bill Pellington		
TE Jim Mutscheller	RLB Don Shinnick		
WR Lenny Moore	LCB Carl Taseff		
QB John Unitas	RCB Milt Davis		
RB Alan Ameche	LS Andy Nelson		
RB L.G. Dupre	RS Ray Brown		

PASSING	ATT.	COMP.	YDS.	PCT.	AVG./ATT.	TD	TD%	INT.	INT%	LG	RATING
Unitas	263	136	2007	51.7	7.63	19	7.2	7	2.7	77T	90.0
Shaw	89	41	531	46.1	5.97	7	7.9	4	4.5	57T	72.8
Brown	2	1	-1	50.0	-0.50	0	0.0	0	0.0	-1T	56.3
COLTS	354	178	2537	50.3	7.17	26	7.3	11	3.1	77T	85.4
OPPONENTS	363	168	2248	46.3	6.19	9	2.5	35	9.6	69T	35.1

ADMINISTRATION
 COACHING STAFF
 FOOTBALL OPERATIONS
 BUSINESS OPERATIONS
 PLAYERS
 2013 SEASON IN REVIEW
 COLTS HISTORY
 RECORDS
 COLTS IN THE COMMUNITY

1959

WORLD CHAMPIONS

RECORD: 9-3 COACH: WEEB EWBANK

FIRST – WESTERN CONFERENCE

HOME: 4-2 CONF: 9-1

AWAY: 5-1 NCONF: 0-2

DATE	RESULTS	OPPONENT	ATTENDANCE
9/27	W 21-9	DETROIT	55,588
10/3	L 21-26	CHICAGO	57,557
10/11	W 31-24	@ Detroit	54,197
10/18	W 21-7	@ Chicago	48,430
10/25	W 38-21	GREEN BAY	57,557
11/1	L 31-38	CLEVELAND	57,557
11/8	L 24-27	@ Washington	32,773
11/15	W 28-24	Green Bay @ Milw.	25,521
11/22	W 45-14	SAN FRANCISCO	57,557
11/29	W 35-21	LOS ANGELES RAMS	57,557
12/5	W 34-14	@ San Francisco	59,075
12/12	W 45-26	@ Los Angeles Rams	65,528
12/27	W 31-16	NEW YORK GIANTS	57,545

TEAM STATISTICS	COLTS	OPP
TOTAL FIRST DOWNS	267	195
Rushing	95	65
Passing	148	118
Penalty	24	12
TOTAL NET YARDS	4458	3899
Avg. Per Game	371.5	324.9
NET YARDS RUSHING	1705	1557
Avg. Per Game	142.1	129.7
Total Rushes	435	325
NET YARDS PASSING	2753	2342
Avg. Per Game	229.4	195.2
Tackled/Yards Lost	-185	-155
Gross Yards	2938	2497
Att./Completions	375/196	351/171
Completion Pct.	52.3	48.7
Had Intercepted	14	40
PUNTS/AVERAGE	53/41.9	50/44.7
PENALTIES/YARDS	56/634	65/610
FUMBLES/BALL LOST	22/9	18/9
TOUCHDOWNS	51	31
Rushing	13	16
Passing	33	13
Defense/Kicking	4/1	2/0

SCORE BY PERIODS	1	2	3	4	TOTAL
COLTS	55	94	83	142	374
OPPONENTS	31	90	85	45	251

SCORING	TDR	TOP	TDRT	PAT	FG	S	TP
Berry			14				84
Myhra					50-51	6-17	68
Ameche	7	1					48
Moore	2	6					48
Mutscheller			8				48
Richardson			3				18
Sommer	2						12
Unitas	2						12
Davis			1				6
Dupre			1				6
Nelson			1				6
Pellington			1				6
Szymanski			1				6
Taseff			1				6
Rechichar					0-1		0

COLTS	13	33	5	50-51	6-18	0	374
OPPONENTS	16	13	2	29-31	12-22	0	251

RUSHING	NO.	YDS.	AVG.	LG	TD
Ameche	178	679	3.8	26	7
Moore	92	422	4.6	31	2
Sommer	61	227	3.7	53	2
Unitas	29	145	5.0	21	2
Pricer	34	128	3.8	16	0
Dupre	23	54	2.4	21	0
Hawkins	12	44	3.7	11	0
Brown	2	4	2.0	3	0
Lewis	4	2	0.5	2	0
COLTS	435	1705	3.9	53	13
OPPONENTS	325	1557	4.8	70	16

RECEIVING	NO.	YDS.	AVG.	LG	TD
Berry	66	959	14.5	55	14
Moore	47	846	18.0	71	6
Mutscheller	44	699	15.9	40	8
Ameche	13	129	9.9	30	1
Sommer	7	111	15.7	56	0
Richardson	7	81	11.6	15	3
Dupre	6	47	7.8	18	1
Lewis	3	54	18.0	25	0
Pricer	2	3	1.5	4	0
Sherer	1	9	9.0	9	0
COLTS	196	2938	15.0	71	33
OPPONENTS	171	2497	14.6	81	13

INTERCEPTIONS	NO.	YDS.	AVG.	LG	TD
Davis	7	119	17.0	57	1
Shinnick	7	70	10.0	23	0
Nelson	6	33	5.5	33	1
Brown	5	89	17.8	44	0
Szymanski	5	24	4.8	15	1
Pellington	4	99	24.8	30	1
Taseff	2	60	30.0	33	0
Lipscomb	1	49	49.0	49	0
Matuszak	1	23	23.0	23	0
Sample	1	10	10.0	10	0
Marchetti	1	1	0.0	0	0
COLTS	40	577	14.4	57	4
OPPONENTS	14	199	14.2	37	2

PUNTING	NO.	YDS.	AVG.	LG	BLK.
Sherer	51	2132	41.8	60	0
Brown	2	89	44.5	55	0
COLTS	53	2221	41.9	60	0
OPPONENTS	50	2236	44.7	60	0

PUNT RETURNS	NO.	YDS.	AVG.	LG	TD
Sample	22	129	5.8	25	0
Taseff	15	104	6.9	25	0
Shinnick	1	0	0.0	0	0
COLTS	38	233	6.1	25	0
OPPONENTS	33	120	3.6	30	0

KICKOFF RETURNS	NO.	YDS.	AVG.	LG	TD
Sample	17	457	26.9	80	0
Sommer	8	166	20.8	25	0
Pricer	6	66	11.0	25	0
Rechichar	2	39	19.5	27	0
Lewis	2	31	15.5	23	0
Hawkins	1	21	21.0	21	0
Plunkett	1	12	12.0	12	0
Davis	1	0	0.0	0	0
COLTS	38	792	20.8	80	0
OPPONENTS	46	950	20.7	42	0

USUAL STARTERS PRO BOWLERS IN BOLDFACE

OFFENSE	DEFENSE
WR Raymond Berry	LDE Gino Marchetti
LT Jim Parker	LDT Art Donovan
LG Art Spinney	RDT Gene Lipscomb
C Buzz Nutter	RDE Don Joyce
RG Alex Sandusky	LLB Bill Pellington
RT George Preas	MLB Dick Szymanski
TE Jim Mutscheller	RLB Don Shinnick
WR Lenny Moore	LCB Carl Taseff
QB John Unitas	RCB Milt Davis
RB Alan Ameche	LS Andy Nelson
RB Mike Sommer	RS John Sample

PASSING	ATT.	COMP.	YDS.	PCT.	AVG./ATT.	TD	TD%	INT.	INT%	LG	RATING
Unitas	367	193	2899	52.6	7.90	32	8.7	14	3.8	71	92.0
Brown	4	1	14	25.0	3.50	0	0.0	0	0.0	14	41.7
Moore	3	2	25	66.7	8.33	1	33.3	0	0.0	13	132.0
Dupre	1	0	0	0.0	0.00	0	0.0	0	0.0	0	39.6
COLTS	375	196	2938	52.3	7.83	33	8.8	14	3.7	71	92.1
OPPONENTS	351	171	2497	48.7	7.11	13	3.7	40	11.1	81	45.1

1960

RECORD: 6-6 COACH: WEEB EWBANK

FOURTH – WESTERN CONFERENCE

HOME: 4-2 CONF: 5-6
AWAY: 2-4 NCONF: 1-0

DATE	RESULTS	OPPONENT	ATTENDANCE
9/25	W 20-0	WASHINGTON	53,818
10/2	W 42-7	CHICAGO	57,808
10/9	L 21-35	@ Green Bay	32,150
10/16	W 31-17	LOS ANGELES RAMS	57,808
10/23	L 17-30	@ Detroit	53,854
10/30	W 45-7	@ Dallas	25,500
11/6	W 38-24	GREEN BAY	57,808
11/13	W 24-20	@ Chicago	48,713
11/27	L 22-30	SAN FRANCISCO	57,808
12/4	L 15-20	DETROIT	57,808
12/11	L 3-10	@ Los Angeles Rams	75,461
12/18	L 10-34	@ San Francisco	57,269

TEAM STATISTICS	COLTS	OPP
TOTAL FIRST DOWNS	227	195
Rushing	64	86
Passing	143	98
Penalty	20	11
TOTAL NET YARDS	4245	3317
Avg. Per Game	353.8	276.4
NET YARDS RUSHING	1289	1591
Avg. Per Game	107.4	132.6
Total Rushes	345	379
NET YARDS PASSING	2956	1726
Avg. Per Game	246.3	143.8
Tackled/Yards Lost	-208	-342
Gross Yards	3164	2068
Att./Completions	392/196	298/144
Completion Pct.	50.0	48.3
Had Intercepted	24	30
PUNTS/AVERAGE	52/38.5	54/46.4
PENALTIES/YARDS	51/504	59/538
FUMBLES/BALL LOST	24/12	20/9
TOUCHDOWNS	37	27
Rushing	10	17
Passing	26	8
Defense/Kicking	0/1	1/1

SCORE BY PERIODS	1	2	3	4	TOTAL
COLTS	53	123	44	68	288
OPPONENTS	23	48	62	101	234

SCORING	TDR	TDP	TDRT	PAT	FG	S	TP
Moore	4	9					78
Myhra				35-37	9-19		62
Berry	10						60
Hawkins	2	3					30
Ameche	3						18
Mutscheller		2					12
Pricer	1	1					12
Richardson		1					6
Sample			1				6
Lipscomb							1
Shields							2
COLTS	10	26	1	35-37	9-19	2	288
OPPONENTS	17	8	2	27-27	15-30	0	234

RUSHING	NO.	YDS.	AVG.	LG	TD
Moore	91	374	4.1	57	4
Hawkins	76	267	3.5	17	2
Ameche	80	263	3.3	16	3
Unitas	36	195	5.4	27	0
Pricer	46	131	2.9	11	1
Brown	2	25	12.5	23	0
Welch	5	23	4.6	7	0
Sample	1	7	7.0	7	0
Taseff	4	3	0.8	4	0
Kovac	4	1	0.3	5	0
COLTS	345	1289	3.7	57	10
OPPONENTS	379	1591	4.2	66	17

RECEIVING	NO.	YDS.	AVG.	LG	TD
Berry	74	1298	17.5	70	10
Moore	45	936	20.8	80	9
Hawkins	25	280	11.2	49	3
Mutscheller	18	271	15.1	43	2
DeCarlo	8	116	14.5	22	0
Richardson	8	90	11.3	23	1
Pricer	8	77	9.6	21	1
Ameche	7	56	8.0	19	0
Kovac	2	27	13.5	25	0
Taseff	1	13	13.0	13	0
COLTS	196	3164	16.1	80	26
OPPONENTS	144	2068	14.4	65	8

INTERCEPTIONS	NO.	YDS.	AVG.	LG	TD
Boyd	7	132	18.9	74	0
Nelson	6	47	7.8	22	0
Davis	6	32	5.3	19	0
Shinnick	5	40	8.0	11	0
Sample	4	27	6.8	18	0
Szymanski	1	15	15.0	15	0
Pellington	1	4	4.0	4	0
COLTS	30	297	9.9	74	0
OPPONENTS	24	272	11.3	80	1

PUNTING	NO.	YDS.	AVG.	LG	BLK.
Brown	52	2001	38.5	55	0
COLTS	52	2001	38.5	55	0
OPPONENTS	54	2506	46.4	62	0

PUNT RETURNS	NO.	YDS.	AVG.	LG	TD
Sample	14	101	7.2	26	0
Taseff	6	25	4.2	7	0
Nelson	3	1	0.3	1	0
COLTS	23	127	5.5	26	0
OPPONENTS	15	48	3.2	10	0

KICKOFF RETURNS	NO.	YDS.	AVG.	LG	TD
Sample	18	519	28.8	94	1
Taseff	14	291	20.8	30	0
Pricer	6	88	14.7	17	0
Welch	4	80	20.0	28	0
Pellington	2	11	5.5	9	0
Moore	1	23	23.0	23	0
Sommer	1	10	10.0	10	0
Kovac	1	8	8.0	8	0
COLTS	47	1030	21.9	94	1
OPPONENTS	44	1253	28.5	97	1

USUAL STARTERS			
PRO BOWLERS IN BOLDFACE		OFFENSE	DEFENSE
WR	Raymond Berry	LDE	Gino Marchetti
LT	Jim Parker	LDT	Art Donovan
LG	Art Spinney	RDT	Gene Lipscomb
C	Buzz Nutter	RDE	Ordiell Braase
RG	Alex Sandusky	LLB	Bill Pellington
RT	George Preas	MLB	Dick Szymanski
TE	Jim Mutscheller	RLB	Don Shinnick
WR	Lenny Moore	LCB	Bob Boyd
QB	John Unitas	RCB	Mitt Davis
RB	Alan Ameche	LS	Andy Nelson
RB	Alex Hawkins	RS	John Sample

PASSING	ATT.	COMP.	YDS.	PCT.	AVG./ATT.	TD	TD%	INT.	INT%	LG	RATING
Unitas	378	190	3099	50.3	8.20	25	6.6	24	6.4	80	73.7
Brown	13	6	65	46.2	5.00	1	7.7	0	0.0	21	87.0
Moore	1	0	0	0.0	0.00	0	0.0	0	0.0	0	39.6
COLTS	392	196	3164	50.0	8.07	26	6.6	24	6.1	80	74.0
OPPONENTS	298	144	2068	48.3	6.94	8	2.7	30	10.1	65	40.6

RECORDS
COLTS IN THE COMMUNITY
2013 SEASON IN REVIEW
PLAYERS
BUSINESS OPERATIONS
FOOTBALL OPERATIONS
COACHING STAFF
ADMINISTRATION

1961

RECORD: 8-6 COACH: WEEB EWBANK
THIRD – WESTERN CONFERENCE
HOME: 5-2 CONF: 6-6
AWAY: 3-4 NCONF: 2-0

DATE	RESULTS	OPPONENT	ATTENDANCE
9/17	W 27-24	LOS ANGELES RAMS	54,259
9/24	L 15-16	DETROIT	54,259
10/1	W 34-33	MINNESOTA	54,259
10/8	L 7-45	@ Green Bay	38,669
10/15	L 10-24	@ Chicago	48,719
10/22	W 17-14	@ Detroit	53,016
10/29	L 20-21	CHICAGO	57,641
11/5	W 45-21	GREEN BAY	57,641
11/12	L 20-28	@ Minnesota	38,010
11/19	W 16-0	ST. LOUIS	56,112
11/26	W 27-6	@ Washington	41,062
12/3	W 20-17	SAN FRANCISCO	57,641
12/9	L 17-34	@ Los Angeles Rams	41,268
12/16	W 27-24	@ San Francisco	45,517

TEAM STATISTICS	COLTS	OPP
TOTAL FIRST DOWNS	274	232
Rushing	124	108
Passing	135	110
Penalty	15	14
TOTAL NET YARDS	4922	3782
Avg. Per Game	351.6	270.1
NET YARDS RUSHING	2119	1869
Avg. Per Game	151.4	133.5
Total Rushes	456	418
NET YARDS PASSING	2803	1913
Avg. Per Game	200.2	136.6
Tackled/Yards Lost	-215	-407
Gross Yards	3018	2320
Att./Completions	438/232	351/161
Completion Pct.	53.0	46.0
Had Intercepted	29	16
PUNTS/AVERAGE	42/43.0	64/41.4
PENALTIES/YARDS	69/589	66/547
FUMBLES/BALL LOST	21/13	19/8
TOUCHDOWNS	34	37
Rushing	17	17
Passing	17	18
Defense/Kicking	0/0	1/1

SCORE BY PERIODS	1	2	3	4	TOTAL
COLTS	72	101	63	66	302
OPPONENTS	57	68	92	90	307

SCORING	TDR	TDP	TDR1	PAT	FG	S	TP
Myhra			33-34	21-39			96
Moore	7	8					90
Hawkins	4	1					30
Orr		4					24
Perry	3	1					24
Mutscheller		2					12
Unitas	2						12
Smolinski		1					6
Welch	1						6
Marchetti						1	2
COLTS	17	17	0	33-34	21-39	1	302
OPPONENTS	17	18	2	37-37	16-26	0	307

RUSHING	NO.	YDS.	AVG.	LG	TD
Perry	168	675	4.0	27	3
Moore	92	648	7.0	54	7
Hawkins	86	379	4.4	39	4
Unitas	54	190	3.5	18	2
Smolinski	31	98	3.2	14	0
Welch	1	60	60.0	60	1
Matte	13	54	4.2	11	0
Sommer	6	10	1.7	9	0
Hill	1	4	4.0	4	0
McHan	4	1	0.3	7	0
COLTS	456	2119	4.6	60	17
OPPONENTS	418	1869	4.5	54	17

RECEIVING	NO.	YDS.	AVG.	LG	TD
Berry	75	873	11.6	44	0
Moore	49	728	14.9	72	8
Perry	34	322	9.5	27	1
Mutscheller	20	370	18.5	45	2
Hawkins	20	158	7.9	22	1
Orr	18	357	19.8	64	4
Smolinski	9	100	11.1	25	1
Mackey	4	66	16.5	19	0
Sommer	1	31	31.0	31	0
Matte	1	8	8.0	8	0
Szymanski	1	5	5.0	5	0
COLTS	232	3018	13.0	72	17
OPPONENTS	161	2320	14.4	84	18

INTERCEPTIONS	NO.	YDS.	AVG.	LG	TD
Glick	4	18	4.5	10	0
Harrison	3	43	14.3	27	0
Pellington	3	9	3.0	4	0
Shinnick	2	15	7.5	15	0
Boyd	2	0	0.0	0	0
Burkett	1	23	23.0	23	0
Taseff	1	15	15.0	15	0
COLTS	16	123	7.7	27	0
OPPONENTS	29	406	14.0	41	1

PUNTING	NO.	YDS.	AVG.	LG	BLK.
Gilburg	42	1804	43.0	61	0
COLTS	42	1804	43.0	61	0
OPPONENTS	64	2648	41.4	67	0

PUNT RETURNS	NO.	YDS.	AVG.	LG	TD
Boyd	18	173	9.6	46	0
Taseff	5	39	7.8	23	0
Hawkins	4	20	5.0	9	0
Nelson	4	19	4.8	12	0
Harrison	1	16	16.0	16	0
Smolinski	1	2	2.0	2	0
COLTS	33	269	8.2	46	0
OPPONENTS	18	248	13.8	72	1

KICKOFF RETURNS	NO.	YDS.	AVG.	LG	TD
Lyles	28	672	24.0	64	0
Harrison	11	250	22.7	34	0
Welch	5	146	29.2	50	0
Smolinski	3	27	9.0	23	0
Matte	2	50	25.0	30	0
Lewis	1	14	14.0	14	0
Matuszak	1	14	14.0	14	0
Mackey	1	6	6.0	6	0
Gregory	1	3	3.0	3	0
COLTS	53	1182	22.3	64	0
OPPONENTS	57	1552	27.2	55	0

USUAL STARTERS PRO BOWLERS IN BOLDFACE

OFFENSE		DEFENSE	
WR Raymond Berry	LDE Gino Marchetti		
LT Jim Parker	LDT Art Donovan		
LG Palmer Pyle	RDT Billy Ray Smith		
C Dick Szymanski	RDE Ordell Braase		
RG Alex Sandusky	LLB Bill Pellington		
RT George Preas	MLB Jack Burkett		
TE Jim Mutscheller	RLB Don Shinnick		
WR Lenny Moore	RCB Bob Boyd		
QB John Unitas	RCB Gary Glick		
RB Joe Perry	LS Andy Nelson		
RB Alex Hawkins	RS Bob Harrison		

PASSING	ATT.	COMP.	YDS.	PCT.	AVG./ATT.	TD	TD%	INT.	INT%	LG	RATING
Unitas	420	229	2990	54.5	7.12	16	3.8	24	5.7	72	66.1
McHan	15	3	28	20.0	1.87	1	6.7	4	26.7	17	22.2
Moore	2	0	0	0.0	0.00	0	0.0	1	50.0	0	0.0
Boyd	1	0	0	0.0	0.00	0	0.0	0	0.0	0	39.6
COLTS	438	232	3018	53.0	6.89	17	3.9	29	6.6	72	60.3
OPPONENTS	351	161	2320	46.0	6.61	18	5.1	16	4.6	84	65.9

1962

RECORD: 7-7 COACH: WEEB EW BANK

FOURTH – WESTERN CONFERENCE

HOME: 3-4 CONF: 5-7
AWAY: 4-3 NCONF: 2-0

DATE	RESULTS	OPPONENT	ATTENDANCE
9/16	W 30-27	LOS ANGELES RAMS	54,796
9/23	W 34-7	@ Minnesota	30,787
9/30	L 20-29	DETROIT	57,966
10/7	L 13-21	SAN FRANCISCO	54,158
10/14	W 36-14	@ Cleveland	80,132
10/21	L 15-35	@ Chicago	49,066
10/28	L 6-17	GREEN BAY	57,966
11/4	W 22-3	@ San Francisco	44,875
11/11	W 14-2	@ Los Angeles Rams	39,502
11/18	L 13-17	@ Green Bay	38,669
11/25	L 0-57	CHICAGO	56,164
12/2	L 14-21	@ Detroit	53,012
12/8	W 34-21	WASHINGTON	56,964
12/16	W 42-17	MINNESOTA	53,645

TEAM STATISTICS	COLTS	OPP
TOTAL FIRST DOWNS	251	226
Rushing	94	91
Passing	145	119
Penalty	12	16
TOTAL NET YARDS	4666	4123
Avg. Per Game	333.3	294.5
NET YARDS RUSHING	1601	1504
Avg. Per Game	114.4	107.4
Total Rushes	448	423
NET YARDS PASSING	3065	2619
Avg. Per Game	218.9	187.1
Tackled/Yards Lost	-265	-356
Gross Yards	3330	2975
Att./Completions	423/237	381/206
Completion Pct.	56.0	54.1
Had Intercepted	25	23
PUNTS/AVERAGE	58/41.5	67/42.7
PENALTIES/YARDS	63/675	71/792
FUMBLE/BALL LOST	26/19	32/19
TOUCHDOWNS	37	37
Rushing	9	17
Passing	27	19
Defense/Kicking	1/0	0/1

SCORE BY PERIODS	1	2	3	4	TOTAL
COLTS	62	60	42	129	293
OPPONENTS	55	59	64	110	288

SCORING	TDR	TDP	TDRT	PAT	FG	S	TP
Bielski		2		25-28	11-25		70
Orr		11					66
Mackey		4					24
Hawkins	4						24
Moore	2	2					24
Matte	2	1					18
Berry	3						18
Owens	2						12
Smolinski	1	1					12
Harris			6-9	1-3			9
Braase		1					6
Turner		1					6
Saul						1	2
TEAM						1	2
COLTS	9	27	1	31-37	12-28	2	293
OPPONENTS	17	19	1	35-37	9-22	2	288

RUSHING	NO.	YDS.	AVG.	LG	TD
Moore	106	470	4.4	25	2
Perry	94	359	3.8	21	0
Smolinski	85	265	3.1	11	1
Matte	74	226	3.1	29	2
Unitas	50	137	2.7	25	0
Hawkins	29	87	3.0	13t	4
Turner	1	17	17.0	17	0
Orr	1	14	14.0	14	0
Boyd	2	13	6.5	15	0
Clemens	2	9	4.5	6	0
McHan	4	4	1.0	5	0
COLTS	448	1601	3.6	29	9
OPPONENTS	423	1504	3.6	45t	17

RECEIVING	NO.	YDS.	AVG.	LG	TD
Orr	55	974	17.7	80t	11
Berry	51	687	13.5	37	3
Mackey	25	396	15.8	57	4
Owens	25	307	12.3	26	2
Perry	22	194	8.8	32	0
Moore	18	215	11.9	80	2
Bielski	15	200	13.3	22	2
Smolinski	13	128	9.9	33t	1
Matte	8	81	10.1	22	1
Hawkins	4	37	9.3	14	0
Turner	1	111	111.0	74t	1
COLTS	237	3330	14.1	80t	27
OPPONENTS	206	2975	14.4	85t	19

INTERCEPTIONS	NO.	YDS.	AVG.	LG	TD
Boyd	7	163	23.3	38	0
Shinnick	5	16	3.3	9	0
Nelson	4	20	5.0	10	0
Harris	2	52	26.0	38	0
Pellington	2	29	14.5	21	0
Burkett	2	21	10.5	12	0
Welch	1	30	30.0	30	0
COLTS	23	331	14.4	38	0
OPPONENTS	25	386	15.4	40	0

PUNTING	NO.	YDS.	AVG.	LG	BLK.
Gilburg	57	2384	41.8	62	0
McHan	1	22	22.0	22	0
COLTS	58	2406	41.5	62	0
OPPONENTS	67	2861	42.7	64	0

PUNT RETURNS	NO.	YDS.	AVG.	LG	TD
Hawkins	11	42	3.8	12	0
Turner	10	95	9.5	43	0
Harris	8	61	7.6	21	0
Boyd	3	23	7.7	23	0
Nelson	2	22	11.0	14	0
Shinnick	0	29	0.0	29	0
COLTS	34	272	8.0	43	0
OPPONENTS	23	182	7.9	48	0

KICKOFF RETURNS	NO.	YDS.	AVG.	LG	TD
Matte	27	613	22.7	42	0
Turner	20	504	25.2	37	0
Harris	3	86	28.7	31	0
Hawkins	2	35	17.5	25	0
Smolinski	2	20	10.0	14	0
Diehl	1	5	5.0	5	0
COLTS	55	1263	23.0	42	0
OPPONENTS	52	1433	27.6	103t	1

USUAL STARTERS PRO BOWLERS IN BOLDFACE

OFFENSE	DEFENSE
WR Raymond Berry	LDE Gino Marchetti
LT Jim Parker	LDT Jim Colvin
LG Palmer Pyle	RDT Billy Ray Smith
C Dick Szymanski	RDE Ordeell Braase
RG Alex Sandusky	LLB Bill Pellington
RT George Preas	MLB Jack Burkett
TE Dee Mackey	RLB Don Shinnick
WR Jimmy Orr	LCB Bob Boyd
QB John Unitas	RCB Wendell Harris
RB Joe Perry	LS Andy Nelson
RB Lenny Moore	RS Jim Welch

PASSING	ATT.	COMP.	YDS.	PCT.	AVG./ATT.	TD	TD%	INT.	INT%	LG	RATING
Unitas	389	222	2967	57.1	7.63	23	5.9	23	5.9	80t	76.5
McHan	20	10	278	50.0	13.90	3	15.0	2	10.0	74t	95.8
Matte	13	5	85	38.5	6.54	1	7.7	0	0.0	30t	87.0
Hawkins	1	0	0	0.0	0.00	0	0.0	0	0.0	0t	39.6
COLTS	423	237	3330	56.0	7.87	27	6.4	25	5.9	80t	78.2
OPPONENTS	381	206	2975	54.1	7.81	19	5.0	23	6.0	85t	71.1

ADMINISTRATION
 COACHING STAFF
 FOOTBALL OPERATIONS
 BUSINESS OPERATIONS
 PLAYERS
 2013 SEASON IN REVIEW
 COLTS HISTORY
 RECORDS
 COLTS IN THE COMMUNITY



1963

RECORD: 8-6 COACH: DON SHULA

THIRD - WESTERN CONFERENCE

HOME: 4-3 CONF: 7-5

AWAY: 4-3 NCONF: 1-1

ADMINISTRATION

COACHING STAFF

FOOTBALL OPERATIONS

BUSINESS OPERATIONS

PLAYERS

2013 SEASON IN REVIEW

COLTS HISTORY

RECORDS

COLTS IN THE COMMUNITY

DATE	RESULTS	OPPONENT	ATTENDANCE
9/15	L 28-37	NEW YORK GIANTS	60,029
9/22	W 20-14	@ San Francisco	31,006
9/29	L 20-31	@ Green Bay	42,327
10/6	L 3-10	@ Chicago	48,998
10/13	W 20-3	SAN FRANCISCO	56,962
10/20	W 25-21	@ Detroit	51,901
10/27	L 20-34	GREEN BAY	60,065
11/3	L 7-17	CHICAGO	60,065
11/10	W 24-21	DETROIT	59,758
11/17	W 37-34	@ Minnesota	33,136
11/24	L 16-17	@ Los Angeles Rams	48,555
12/1	W 36-20	@ Washington	44,006
12/8	W 41-10	MINNESOTA	54,122
12/15	W 19-16	LOS ANGELES RAMS	52,834

TEAM STATISTICS	COLTS	OPP
TOTAL FIRST DOWNS	257	228
Rushing	95	89
Passing	149	118
Penalty	13	21
TOTAL NET YARDS	4938	4036
Avg. Per Game	352.7	287.9
Total Plays	873	827
Avg. Per Play	5.7	4.9
NET YARDS RUSHING	1642	1794
Avg. Per Game	117.3	128.1
Total Rushes	396	434
NET YARDS PASSING	3296	2242
Avg. Per Game	235.4	160.1
Tackled/Yards Lost	44/309	45/347
Gross Yards	3605	2589
Att./Completions	433/248	348/181
Completion Pct.	57.3	52.0
Had Intercepted	12	15
PUNTS/AVERAGE	56/41.0	72/43.5
PENALTIES/YARDS	77/823	58/685
FUMBLES/BALL LOST	35/25	32/17
TOUCHDOWNS	35	36
Rushing	11	16
Passing	20	19
Defense/Kicking	4/0	1/0

SCORE BY PERIODS	1	2	3	4	TOTAL
COLTS	82	82	66	86	316
OPPONENTS	27	110	76	72	285

SCORING	TDR	TDP	TDR/T	PAT	FG	S	TP
Martin				32-35	24-39		104
Mackey		7					142
Hill	5	1					30
Orr		5					30
Matte	4	1					30
Moore	2	2					24
Berry		3					18
Marchetti			1				6
Boyd			1				6
Nelson			1				6
Lockett		1					6
Lyles			1				6
Colvin						1	2
COLTS	11	20	4	32-35	24-39	1	316
OPPONENTS	16	19	1	33-36	12-27	0	285

RUSHING	NO.	YDS.	AVG.	LG	TD
Matte	133	541	4.1	311	4
Hill	100	440	4.4	201	5
Lockett	81	273	3.4	18	0
Unitas	47	224	4.8	26	0
Moore	27	136	5.0	251	2
Cuozzo	3	26	8.7	26	0
Mackey	1	3	3.0	3	0
Craddock	1	1	1.0	1	0
Hawkins	3	-2	-0.7	0	0
COLTS	396	1642	4.1	311	11
OPPONENTS	434	1794	4.1	701	16

RECEIVING	NO.	YDS.	AVG.	LG	TD
Matte	48	466	9.7	49	1
Berry	44	703	16.0	641	3
Orr	41	708	17.3	601	5
Mackey	35	726	20.7	611	7
Hill	22	304	13.8	55	1
Moore	21	288	13.7	34	2
Richardson	17	204	12.0	22	0
Lockett	16	158	9.9	27	1
Hawkins	3	41	13.7	19	0
Owens	1	7	7.0	7	0
COLTS	248	3605	14.5	641	20
OPPONENTS	181	2589	14.3	771	19

INTERCEPTIONS	NO.	YDS.	AVG.	LG	TD
Welch	4	49	12.3	15	0
Nelson	3	37	12.3	261	1
Boyd	3	17	5.7	9	0
Lyles	2	36	18.0	361	1
Shinnick	2	20	10.0	18	0
Logan	1	15	15.0	15	0
COLTS	15	174	11.6	361	2
OPPONENTS	12	161	13.4	39	1

PUNTING	NO.	YDS.	AVG.	LG	BLK.
Gilburg	52	2173	41.8	64	0
Logan	4	121	30.3	55	0
COLTS	56	2294	41.0	64	0
OPPONENTS	72	3133	43.5	64	0

PUNT RETURNS	NO.	YDS.	AVG.	LG	TD
Logan	28	279	10.0	38	0
Hawkins	17	156	9.2	50	0
Richardson	5	43	8.6	19	0
Moore	2	7	3.5	7	0
Hill	1	0	0.0	0	0
COLTS	53	485	9.2	50	0
OPPONENTS	19	119	6.3	23	0

KICKOFF RETURNS	NO.	YDS.	AVG.	LG	TD
Matte	16	331	20.7	34	0
Mackey	9	271	30.1	41	0
Harris	8	198	24.8	41	0
Logan	8	170	21.3	31	0
Lockett	3	52	17.3	28	0
Gilburg	3	29	9.7	26	0
Hill	2	32	16.0	17	0
Richardson	1	16	16.0	16	0
Parker	1	15	15.0	15	0
Bielski	1	0	0.0	0	0
COLTS	52	1114	21.4	41	0
OPPONENTS	66	1520	23.0	58	0

USUAL STARTERS
PRO BOWLERS IN BOLDFACE

OFFENSE	DEFENSE
WR Raymond Berry	LDE Gino Marchetti
LT Bob Vogel	LDT Jim Colvin
LG Jim Parker	RDT Fred Miller
C Dick Szymanski	RDE Ordell Braase
RG Alex Sandusky	LLB Jack Burkett
RT George Preas	MLB Bill Pellington
TE John Mackey	RLB Don Shinnick
WR Jimmy Orr	LCB Bob Boyd
QB John Unitas	RCB Lenny Lyles
RB Tom Matte	LS Andy Nelson
RB Lenny Moore,	RS Jim Welch
J.W. Lockett	

PASSING	ATT.	COMP.	YDS.	PCT.	AVG./ATT.	TD	TD%	INT.	INT%	LG	SACKED	RATING
Unitas	410	237	3481	57.8	8.49	20	4.9	12	2.9	641	42/298	90.0
Cuozzo	17	10	104	58.8	6.12	0	0.0	0	0.0	191	2/11	76.6
Matte	5	1	20	20.0	4.00	0	0.0	0	0.0	201	0/0	43.8
McHan	1	0	0	0.0	0.00	0	0.0	0	0.0	01	0/0	39.6
COLTS	433	248	3605	57.4	8.33	20	4.6	12	2.8	641	44/309	88.4
OPPONENTS	348	181	2589	52.0	7.44	19	5.5	15	4.3	771	45/347	76.7

1964

RECORD: 12-2 COACH: DON SHULA

FIRST – WESTERN CONFERENCE

HOME: 7-1 CONF: 10-2

AWAY: 5-1 NCONF: 2-0

DATE	RESULTS	OPPONENT	ATTENDANCE
9/13	L 24-34	@ Minnesota	35,563
9/20	W 21-20	@ Green Bay	42,327
9/27	W 52-0	CHICAGO	56,537
10/4	W 35-20	LOS ANGELES RAMS	56,537
10/12	W 47-27	ST. LOUIS	60,213
10/18	W 24-21	GREEN BAY	60,213
10/25	W 34-0	@ Detroit	57,814
11/1	W 37-7	SAN FRANCISCO	60,213
11/8	W 40-24	@ Chicago	47,891
11/15	W 17-14	MINNESOTA	60,213
11/22	W 24-7	@ Los Angeles Rams	72,137
11/29	W 14-3	@ San Francisco	33,642
12/6	L 14-31	DETROIT	60,213
12/13	W 45-17	WASHINGTON	60,213
12/27	L 0-27	@ Cleveland	79,544

SCORING	TDR	TDP	TDR/T	PAT	FG	S	TP
Moore	16	3	1				120
Michaels				53-54	17-35		104
Orr		6					36
Berry		6					36
Hill	5	1					36
Lorick	4						24
Looney	1	1					12
Unitas	2						12
Mackey		2					12
Wilson		1					6
Matte	1						6
Logan			1				6
Stonebreaker			1				6
Hawkins		1					6
Petties		1					6

INTERCEPTIONS	NO.	YDS.	AVG.	LG	TD
Boyd	9	185	20.6	47	0
Logan	6	91	15.2	30	1
Shinnick	3	10	3.3	9	0
Lyles	2	40	20.0	23	0
Pellington	2	20	10.0	13	0
Harris	1	20	20.0	20	0
COLTS	23	366	15.9	47	1
OPPONENTS	9	119	13.2	36	0

PUNTING	NO.	YDS.	AVG.	LG	BLK.
Looney	32	1358	42.4	64	0
Gilburg	27	1106	41.0	58	0
COLTS	59	2464	41.8	64	0
OPPONENTS	73	3212	44.0	68	0

PUNT RETURNS	NO.	FC	YDS.	AVG.	LG	TD
Harris	17	5	214	12.6	39	0
Hawkins	16	4	122	7.6	30	0
Logan	13	0	111	8.5	22	0
Haymond	1	1	6	6.0	6	0
Davis	1	0	0	0.0	0	0
COLTS	48	10	453	9.4	39	0
OPPONENTS	25	-	175	7.0	65t	1

KICKOFF RETURNS	NO.	YDS.	AVG.	LG	TD
Looney	14	345	24.6	42	0
Lorick	13	385	29.6	71	0
Hill	4	85	21.3	26	0
Matte	3	71	23.7	34	0
Gilburg	1	19	19.0	19	0
Davis	1	12	12.0	12	0
Petties	1	9	9.0	9	0
Haymond	1	0	0.0	0	0
Boyd	1	0	0.0	0	0
COLTS	39	926	23.7	71	0
OPPONENTS	70	1490	21.3	56	0

USUAL STARTERS PRO BOWLERS IN BOLDFACE

OFFENSE		DEFENSE	
WR Raymond Berry	LDE Gino Marchetti		
LT Bob Vogel	LDT Fred Miller		
LG Jim Parker	RDT Billy Ray Smith		
C Dick Szymanski	RDE Ordele Braase		
RG Alex Sandusky	LLB Steve Stonebreaker		
RT George Preas	MLB Bill Pellington		
TE John Mackey	RLB Don Shinnick		
WR Jimmy Orr	LCB Bob Boyd		
QB John Unitas	RCB Lenny Lyles		
RB Lenny Moore	LS Jerry Logan		
RB Jerry Hill,	RS Jim Welch		
Tony Lorick			

TEAM STATISTICS	COLTS	OPP			
TOTAL FIRST DOWNS	245	242			
Rushing	100	93			
Passing	129	121			
Penalty	16	28			
TOTAL NET YARDS	4779	3930			
Avg. Per Game	341.4	280.7			
Total Plays	840	864			
Avg. Per Play	5.7	4.6			
NET YARDS RUSHING	2007	1798			
Avg. Per Game	143.4	128.4			
Total Rushes	456	422			
NET YARDS PASSING	2772	2132			
Avg. Per Game	198.0	152.3			
Tackled/Yards Lost	39/273	57/489			
Gross Yards	3045	2621			
Att./Completions	345/176	385/217			
Completion Pct.	51.0	56.4			
Had Intercepted	9	23			
PUNTS/AVERAGE	59/41.8	73/44.0			
PENALTIES/YARDS	74/785	59/641			
FUMBLES/BALL LOST	31/10	28/18			
TOUCHDOWNS	54	28			
Rushing	29	13			
Passing	22	14			
Defense/Kicking	2/1	0/1			
SCORE BY PERIODS	1	2	3	4	TOTAL
COLTS	88	96	130	114	428
OPPONENTS	38	59	48	80	225

COLTS	29	22	3	53-54	17-35	0	428
OPPONENTS	13	14	1	27-28	10-24	0	225
RUSHING	NO.	YDS.	AVG.	LG	TD		
Moore	157	584	3.7	32t	16		
Lorick	100	513	5.1	60	4		
Hill	88	384	4.4	50	5		
Matte	42	215	5.1	80t	1		
Unitas	37	162	4.4	20	2		
Looney	23	127	5.5	58t	1		
Boyd	1	25	25.0	25	0		
Mackey	1	-1	-1.0	-1	0		
Cuzzo	7	-2	-0.3	10	0		
COLTS	456	2007	4.4	80t	29		
OPPONENTS	422	1798	4.3	51t	13		
RECEIVING	NO.	YDS.	AVG.	LG	TD		
Berry	43	663	15.4	46	6		
Orr	40	867	21.7	69	6		
Mackey	22	406	18.5	62	2		
Moore	21	472	22.5	74t	3		
Hill	14	113	8.1	27t	1		
Lorick	11	164	14.9	59	0		
Matte	10	169	16.9	30	0		
Wilson	7	86	12.3	20	1		
Richardson	3	42	14.0	16	0		
Hawkins	2	42	21.0	27t	1		
Petties	2	20	10.0	15t	1		
Looney	1	1	0.0	1t	1		
COLTS	176	3045	17.3	74t	22		
OPPONENTS	217	2621	12.1	63t	14		

PASSING	ATT.	COMP.	YDS.	PCT.	AVG./ATT.	TD	TD%	INT	INT%	LG	SACKED	RATING
Unitas	305	158	2824	51.8	9.26	19	6.2	6	2.0	74t	37/254	96.4
Cuzzo	36	15	163	41.7	4.53	2	5.6	3	8.3	22t	2/19	39.5
Matte	4	3	58	75.0	14.50	1	25.0	0	0.0	22t	0/0	156.3
COLTS	345	176	3045	51.0	8.83	22	6.4	9	2.6	74t	39/273	91.8
OPPONENTS	385	217	2621	56.4	6.81	14	3.6	23	5.9	63t	57/489	64.6

ADMINISTRATION
 COACHING STAFF
 FOOTBALL OPERATIONS
 BUSINESS OPERATIONS
 PLAYERS
 2013 SEASON IN REVIEW
 COLTS HISTORY
 RECORDS
 COLTS IN THE COMMUNITY



1965

RECORD: 10-3-1 COACH: DON SHULA

TIED FIRST – WESTERN CONFERENCE

HOME: 5-2 CONF: 8-3-1

AWAY: 5-1-1 NCONF: 2-0

ADMINISTRATION
STAFF
COACHING
FOOTBALL OPERATIONS
BUSINESS OPERATIONS
PLAYERS
2013 SEASON IN REVIEW
COLTS HISTORY
RECORDS
COLTS IN THE COMMUNITY

DATE	RESULTS	OPPONENT	ATTENDANCE
9/19	W 35-16	MINNESOTA	56,562
9/26	L 17-20	Green Bay @ Milw.	48,130
10/3	W 27-24	SAN FRANCISCO	58,609
10/10	W 31-7	DETROIT	60,238
10/17	W 38-7	@ Washington	50,405
10/24	W 35-20	LOS ANGELES RAMS	60,238
10/31	W 34-28	@ San Francisco	45,827
11/7	W 26-21	@ Chicago	45,656
11/14	W 41-21	@ Minnesota	47,426
11/21	W 34-24	PHILADELPHIA	60,238
11/25	T 24-24	@ Detroit	55,036
12/5	L 0-13	CHICAGO	60,238
12/12	L 27-42	GREEN BAY	60,238
12/18	W 20-17	@ Los Angeles Rams	46,636
12/26	L 10-13 OT	@ Green Bay	50,484
1/9	W 35-3	Dallas (@ Miami) (Playoff Bowl)	65,569

SCORING	TDR	TDP	TDR/T	PAT	FG	S	TP
Michaels				48-48	17-28	1	101
Orr	10						60
Moore	5	3					48
Berry	7						42
Mackey	7						42
Hill	5						30
Lorick	1	2					18
Logan			2				12
Boyd			1				6
Haymond			1				6
Matte	1						6
Unitas	1						6
Richardson			1				6
Hawkins			1				6
COLTS	13	31	4	48-48	17-28	1	389
OPPONENTS	11	22	2	35-35	13-23	0	284

INTERCEPTIONS	NO.	YDS.	AVG.	LG	TD
Boyd	9	78	8.7	24	1
Harris	3	77	25.7	36	0
Haymond	3	47	15.7	30t	1
Logan	2	74	37.0	38t	2
Lyles	1	28	28.0	28	0
Gaubatz	1	5	5.0	5	0
Smith	1	5	5.0	5	0
Shinnick	1	4	4.0	4	0
Stonebreaker	1	0	0.0	0	0
COLTS	22	318	14.5	38t	4
OPPONENTS	17	341	20.1	87	1

PUNTING	NO.	YDS.	AVG.	LG	BLK.
Gilburg	54	2139	39.6	66	0
Brown	2	80	40.0	49	0
COLTS	56	2219	39.6	66	0
OPPONENTS	71	3119	43.9	65	0

TEAM STATISTICS	COLTS	OPP
TOTAL FIRST DOWNS	266	233
Rushing	94	78
Passing	144	131
Penalty	28	24
TOTAL NET YARDS	4598	4045
Avg. Per Game	328.4	288.9
Total Plays	887	849
Avg. Per Play	5.2	4.8
NET YARDS RUSHING	1593	1483
Avg. Per Game	113.8	105.9
Total Rushes	445	410
NET YARDS PASSING	3005	2562
Avg. Per Game	214.6	183.0
Tackled/Yards Lost	43/325	39/341
Gross Yards	3330	2903
Att./Completions	399/222	400/213
Completion Pct.	55.6	53.3
Had Intercepted	17	22
PUNTS/AVERAGE	56/39.6	71/43.9
PENALTIES/YARDS	69/616	80/786
FUMBLES/BALL LOST	31/19	33/14
TOUCHDOWNS	48	35
Rushing	13	11
Passing	31	22
Defense/Kicking	4/0	1/1

RUSHING	NO.	YDS.	AVG.	LG	TD
Hill	147	516	3.5	20	5
Moore	133	464	3.5	28t	5
Lorick	63	296	4.7	38	1
Matte	69	235	3.4	20	1
Unitas	17	68	4.0	18t	1
Cuozzo	6	8	1.3	10	0
Mackey	1	7	7.0	7	0
Curtis	6	1	0.2	4	0
Felts	2	0	0.0	2	0
Brown	1	-2	-2.0	-2	0
COLTS	445	1593	3.6	38	13
OPPONENTS	410	1483	3.6	62t	11

RECEIVING	NO.	YDS.	AVG.	LG	TD
Berry	58	739	12.7	40	7
Orr	45	847	18.8	57	10
Mackey	40	814	20.4	68t	7
Moore	27	414	15.3	52t	3
Hill	20	112	5.6	20	0
Lorick	15	184	12.3	49t	2
Matte	12	131	10.9	15	0
Hawkins	2	32	16.0	27	1
Wilson	1	38	38.0	38	0
Richardson	1	14	14.0	14t	1
Curtis	1	5	5.0	5	0
COLTS	222	3330	15.0	68t	31
OPPONENTS	213	2903	13.6	65t	22

PUNT RETURNS	NO.	FC	YDS.	AVG.	LG	TD
Haymond	41	9	403	9.8	55	0
Hawkins	4	2	18	4.5	11	0
COLTS	45	11	421	9.4	55	0
OPPONENTS	26	-	198	7.6	44	0

KICKOFF RETURNS	NO.	YDS.	AVG.	LG	TD
Haymond	20	614	30.7	53	0
Felts	10	193	19.3	36	0
Lorick	9	211	23.4	30	0
Matte	8	211	26.4	46	0
Curtis	2	10	5.0	10	0
Hawkins	2	0	0.0	0	0
Hill	1	3	3.0	3	0
COLTS	52	1242	23.9	53	0
OPPONENTS	63	1346	21.4	101t	1

USUAL STARTERS
PRO BOWLERS IN BOLDFACE

OFFENSE	DEFENSE
WR Raymond Berry	LDE Lou Michaels
LT Bob Vogel	LDT Fred Miller
LG Jim Parker	RDT Billy Ray Smith
C Dick Szymanski,	RDE Ordeell Braase
Buzz Nutter	LLB Steve Stonebreaker
RG Alex Sandusky	MLB Dennis Gaubatz
RT George Preas	RLB Don Shinnick
TE John Mackey	LCB Bob Boyd
WR Jimmy Orr	RCB Lenny Lyles
QB John Unitas	LS Jerry Logan
RB Lenny Moore	RS Wendell Harris
RB Jerry Hill	

PASSING	ATT.	COMP.	YDS.	PCT.	AVG./ATT.	TD	TD%	INT.	INT%	LG	SACKED	RATING
Unitas	282	164	2530	58.2	8.97	23	8.2	12	4.3	61t	29/221	97.4
Cuozzo	105	54	700	51.4	6.67	7	6.7	4	3.8	44t	10/73	79.1
Matte	7	1	19	14.3	2.71	0	0.0	1	14.3	19t	1/7	0.0
Brown	5	3	81	60.0	16.20	1	20.0	0	0.0	68t	3/24	143.8
COLTS	399	222	3330	55.6	8.35	31	7.8	17	4.3	68t	43/325	91.4
OPPONENTS	400	213	2903	53.3	7.27	22	5.5	22	5.5	65t	39/341	72.1

1966

RECORD: 9-5 COACH: DON SHULA

SECOND – WESTERN CONFERENCE

HOME: 5-2 CONF: 7-5

AWAY: 4-3 NCONF: 2-0

DATE	RESULTS	OPPONENT	ATTENDANCE
9/10	L 3-24	Green Bay @ Milw.	48,650
9/18	W 38-23	@ Minnesota	47,426
9/25	W 36-14	SAN FRANCISCO	56,715
10/9	L 17-27	@ Chicago	47,452
10/16	W 45-14	DETROIT	60,238
10/23	W 20-17	MINNESOTA	60,238
10/30	W 17-3	@ Los Angeles Rams	57,898
11/6	W 37-10	WASHINGTON	60,238
11/13	W 19-7	@ Atlanta	58,850
11/20	L 14-20	@ Detroit	52,383
11/27	L 7-23	LOS ANGELES RAMS	60,238
12/4	W 21-16	CHICAGO	60,238
12/10	L 10-14	GREEN BAY	60,238
12/18	W 30-14	@ San Francisco	40,005
1/8	W 20-14	Philadelphia (at Miami) (Playoff Bowl)	58,088

TEAM STATISTICS	COLTS	OPP
TOTAL FIRST DOWNS	237	245
Rushing	82	94
Passing	142	134
Penalty	13	17
TOTAL NET YARDS	4486	4091
Avg. Per Game	320.4	292.2
Total Plays	849	932
Avg. Per Play	5.3	4.4
NET YARDS RUSHING	1556	1733
Avg. Per Game	111.1	123.8
Total Rushes	418	460
NET YARDS PASSING	2930	2358
Avg. Per Game	209.3	168.4
Tackled/Yards Lost	30/242	47/401
Gross Yards	3172	2759
Att./Completions	401/221	425/240
Completion Pct.	55.1	56.5
Had Intercepted	27	22
PUNTS/AVERAGE	49/45.6	71/40.6
PENALTIES/YARDS	64/617	69/704
FUMBLES/BALL LOST	19/12	25/18
TOUCHDOWNS	36	25
Rushing	7	7
Passing	26	14
Defense/Kicking	3/0	4/0

RUSHING	NO.	YDS.	AVG.	LG	TD
Lorick	143	524	3.7	41	3
Hill	104	395	3.8	12	0
Matte	86	381	4.4	30	0
Moore	63	209	3.3	18	3
Unitas	20	44	2.2	16	1
Cuzzo	1	9	9.0	9	0
Mackey	1	-6	-6.0	-6	0
COLTS	418	1556	3.7	41	7
OPPONENTS	460	1733	3.8	52t	7

RECEIVING	NO.	YDS.	AVG.	LG	TD
Berry	56	786	14.0	40	7
Mackey	50	829	16.6	89	9
Orr	37	618	16.7	61	3
Matte	23	307	13.4	35	3
Moore	21	260	12.4	36	0
Richardson	14	246	17.6	69	2
Lorick	12	81	6.8	19	0
Hill	5	18	3.6	7	0
Wilson	3	27	9.0	11	2
COLTS	221	3172	14.4	89	26
OPPONENTS	240	2759	12.5	99t	14

INTERCEPTIONS	NO.	YDS.	AVG.	LG	TD
Boyd	6	114	19.0	37	1
Haymond	4	88	22.0	52t	1
Logan	3	13	4.3	13	0
Shinnick	3	4	1.3	4	0
Gaubatz	2	12	6.0	10	0
Davis	1	15	15.0	15	0
Stonebreaker	1	8	8.0	8	0
Brown	1	7	7.0	7	0
Lyles	1	6	6.0	6	0
COLTS	22	267	12.1	52t	2
OPPONENTS	27	438	16.2	55	3

SCORING	TDR	TDP	TDRt	PAT	FG	S	TP
Michaels				35-36	21-39		98
Mackey		9					54
Berry		7					42
Moore	3						18
Matte		3					18
Lorick	3						18
Orr		3					18
Wilson	2						12
Richardson	2						12
Curtis			1				6
Boyd			1				6
Unitas	1						6
Haymond			1				6
COLTS	7	26	3	35-36	21-39	0	314
OPPONENTS	7	14	4	25-25	17-33	0	226

PUNTING	NO.	YDS.	AVG.	LG	BLK.
Lee	49	2233	45.6	64	0
COLTS	49	2233	45.6	64	0
OPPONENTS	71	2882	40.6	62	0

PUNT RETURNS	NO.	FC	YDS.	AVG.	LG	TD
Haymond	40	8	347	8.7	64	0
Davis	2	1	7	3.5	4	0
Logan	1	1	3	3.0	3	0
Matte	1	1	0	0.0	0	0
Allen	1	0	0	0.0	0	0
COLTS	45	11	357	7.9	64	0
OPPONENTS	30	8	130	4.3	24	0

KICKOFF RETURNS	NO.	YDS.	AVG.	LG	TD
Moore	18	453	25.2	54	0
Haymond	10	223	22.3	29	0
Lorick	10	214	21.4	37	0
Curtis	3	64	21.3	34	0
Matte	3	55	18.3	31	0
Allen	3	53	17.7	20	0
Baldwin	2	18	9.0	18	0
Brown	2	14	7.0	11	0
COLTS	51	1094	21.5	54	0
OPPONENTS	63	1320	21.0	40	0

KICKOFF RETURNS	NO.	YDS.	AVG.	LG	TD
Moore	18	453	25.2	54	0
Haymond	10	223	22.3	29	0
Lorick	10	214	21.4	37	0
Curtis	3	64	21.3	34	0
Matte	3	55	18.3	31	0
Allen	3	53	17.7	20	0
Baldwin	2	18	9.0	18	0
Brown	2	14	7.0	11	0
COLTS	51	1094	21.5	54	0
OPPONENTS	63	1320	21.0	40	0

USUAL STARTERS	PRO BOWLERS IN BOLDFACE
OFFENSE	DEFENSE
WR Raymond Berry	LDE Lou Michaels
LT Bob Vogel	LDT Billy Ray Smith
LG Dan Sullivan	RDT Fred Miller
C Dick Szymanski	RDE Ordele Braase
RG Alex Sandusky	LLB Jack Burkett,
RT Jim Parker	Steve Stonebreaker
TE John Mackey	MLB Dennis Gaubatz
WR Jimmy Orr	RLB Don Shinnick
QB John Unitas	LCB Bob Boyd
RB Lenny Moore	RCB Lenny Lyles
RB Tony Lorick,	LS Jerry Logan
Jerry Hill	RS Alvin Haymond

PASSING	ATT.	COMP.	YDS.	PCT.	AVG./ATT.	TD	TD%	INT.	INT%	LG	SACKED	RATING
Unitas	348	195	2748	56.0	7.90	22	6.3	24	6.9	89t	21/146	74.0
Cuzzo	50	26	424	52.0	8.48	4	8.0	2	4.0	69t	8/82	90.8
Matte	3	0	0	0.0	0.00	0	0.0	1	33.3	0t	0/0	0.0
Moore	0	0	0	0.0	0.00	0	0.0	0	0.0	0t	1/14	0.0
COLTS	401	221	3172	55.1	7.91	26	6.5	27	6.7	89t	30/242	74.5
OPPONENTS	425	240	2759	56.5	6.49	14	3.3	22	5.2	99t	47/401	65.5

ADMINISTRATION
COACHING STAFF
FOOTBALL OPERATIONS
BUSINESS OPERATIONS
PLAYERS
2013 SEASON IN REVIEW
COLTS HISTORY
RECORDS
COLTS IN THE COMMUNITY



1967

RECORD: 11-1-2 COACH: DON SHULA

TIED FIRST – COASTAL DIVISION

HOME: 6-0-1 AWAY: 5-1-1

DIV: 4-1-1 CONF: 7-1-2 NCONF: 4-0

ADMINISTRATION

COACHING STAFF

FOOTBALL OPERATIONS

BUSINESS OPERATIONS

PLAYERS

2013 SEASON IN REVIEW

COLTS HISTORY

RECORDS

COLTS IN THE COMMUNITY

DATE	RESULTS	OPPONENT	ATTENDANCE
9/17	W 38-31	ATLANTA	56,715
9/24	W 38-6	@ Philadelphia	60,755
10/1	W 41-7	SAN FRANCISCO	60,238
10/8	W 24-3	@ Chicago	47,190
10/15	T 24-24	LOS ANGELES RAMS	60,238
10/22	T 20-20	@ Minnesota	47,693
10/29	W 17-13	@ Washington	50,574
11/5	W 13-10	GREEN BAY	60,238
11/12	W 49-7	@ Atlanta	58,850
11/19	W 41-7	DETROIT	60,238
11/26	W 26-9	@ San Francisco	44,815
12/3	W 23-17	DALLAS	60,238
12/10	W 30-10	NEW ORLEANS	60,238
12/17	L 10-34	@ Los Angeles Rams	77,277

TEAM STATISTICS		COLTS	OPP
TOTAL FIRST DOWNS			
Rushing		105	78
Passing		159	116
Penalty		25	14
TOTAL NET YARDS			
Avg. Per Game		357.7	274.5
Total Plays		925	818
Avg. Per Play		5.4	4.7
NET YARDS RUSHING			
Avg. Per Game		117.5	100.8
Total Rushes		443	387
NET YARDS PASSING			
Avg. Per Game		240.2	173.7
Tackled/Yards Lost		25/198	36/246
Gross Yards		3561	2678
Att./Completions		457/265	395/221
Completion Pct.		58.0	55.9
Had Intercepted		17	32
PUNTS/AVERAGE			
		49/42.3	69/39.4
PENALTIES/YARDS			
		52/458	82/927
FUMBLES/BALL LOST			
		13/8	17/8
TOUCHDOWNS			
Rushing		21	5
Passing		22	13
Defense/Kicking		4/1	2/1

SCORE BY PERIODS	1	2	3	4	TOTAL
COLTS	78	122	69	135	394
OPPONENTS	26	50	57	65	198

SCORING	TDR	TDP	TDR/T	PAT	FG	S	TP
Michaels				46-48	20-37	106	72
Matte	9	3					102
Richardson			8				48
Lorick	6						36
Hawkins			4				24
Moore	4						18
Mackey			3				24
Perkins			2				12
Hill	2						12
Boyd				1			6
Orr				1			6
Berry				1			6
Volk				1			6
Logan				1			6
Lyles				1			6
Braase				1			6

COLTS	21	22	5	46-48	20-37	0	394
OPPONENTS	5	13	3	21-21	17-28	0	198

FGS	1-19	20-29	30-39	40-49	50+	TOT.
Michaels	6-7	5-7	3-10	4-9	2-4	20-37
COLTS	6-7	5-7	3-10	4-9	2-4	20-37
OPP.	3-3	3-3	6-9	5-11	0-2	17-28

Michaels:	(16,42)	(37,52)	(30,20,42,40)	(47,X)
	(45,33,44)	(25,41,10)	(48,12,30)	(32,57)
	(33)	(54,29,33)	(10,12,47,26)	(29,53,27)
	(35,21,17)	(37,14)		
OPP.:	(47,48)	(9,35)	(42)	(35)
	(47,28,11)	(42,35)	(49,42)	(0)
	(30,37,50)	(26,43,33,33)	(17)	(35)
	(47,23)			

RUSHING	NO.	YDS.	AVG.	LG	TD
Matte	147	636	4.3	30	9
Lorick	133	436	3.3	22	6
Hill	90	311	3.5	18	2
Moore	42	132	3.1	21	4
Unitas	22	89	4.1	12	0
Ward	5	23	4.6	8	0
Hawkins	2	12	6.0	7	0
Welch	2	6	3.0	4	0
COLTS	443	1645	3.7	30	21
OPPONENTS	387	1411	3.6	27	5

RECEIVING	NO.	YDS.	AVG.	LG	TD
Richardson	63	860	13.7	31	8
Mackey	55	686	12.5	34	3
Matte	35	496	14.2	88	3
Hawkins	27	469	17.4	54	4
Lorick	22	189	8.6	34	0
Hill	19	156	8.2	33	0
Perkins	16	302	18.9	57	2
Moore	13	153	11.8	37	0
Berry	11	167	15.2	40	1
Orr	3	72	24.0	55	1
Alley	1	11	11.0	11	0
COLTS	265	3561	13.4	88	22
OPPONENTS	221	2678	12.1	80t	13

INTERCEPTIONS	NO.	YDS.	AVG.	LG	TD
Volk	6	145	24.2	94t	1
Boyd	6	145	24.2	41t	1
Lyles	5	59	11.8	36t	1
Logan	4	22	5.5	11t	0
Shinnick	3	20	6.7	17t	0
Haymond	2	33	16.5	33t	0
Stukes	2	13	6.5	13t	0
Gaubatz	2	10	5.0	5t	0
Curtis	1	6	6.0	6t	0
Porter	1	0	0.0	0t	0
COLTS	32	453	14.2	94t	3
OPPONENTS	17	272	16.0	77t	2

PUNTING	NO.	YDS.	AVG.	LG	BLK.
Lee	49	2075	42.3	68	0
COLTS	49	2075	42.3	68	0
OPPONENTS	69	2718	39.4	62	1

PUNT RETURNS	NO.	FC	YDS.	AVG.	LG	TD
Haymond	26	4	155	6.0	31	0
Volk	11	5	88	8.0	24	0
Logan	5	1	80	16.0	43	1
COLTS	42	10	323	7.7	43	1
OPPONENTS	21	6	144	6.9	40	0

KICKOFF RETURNS	NO.	YDS.	AVG.	LGT	TD
Moore	16	392	24.5	37t	0
Haymond	13	326	25.1	48t	0
Lorick	8	212	26.5	37t	0
Logan	2	17	8.5	10t	0
Stukes	1	19	19.0	19t	0
Matte	1	14	14.0	14t	0
Davis	1	8	8.0	8t	0
COLTS	42	988	23.5	48	0
OPPONENTS	65	1483	22.8	99t	1

USUAL STARTERS PRO BOWLERS IN BOLDFACE

OFFENSE	DEFENSE
WR Raymond Berry	LDE Roy Hilton,
Ray Perkins	Lou Michaels
LT Bob Vogel	LDT Fred Miller
LG Glenn Ressler	RDT Billy Ray Smith
C Dick Szymanski	RDE Ordell Braase
RG Dan Sullivan	LLB Ron Porter,
RT Sam Ball	Mike Curtis
TE John Mackey	MLB Dennis Gaubatz
WR Willie Richardson	DLB Don Shinnick
QB John Unitas	LCB Bob Boyd
RB Tom Matte	RCB Lenny Lyles
RB Tony Lorick	LS Jerry Logan
	RS Rick Volk

PASSING	ATT.	COMP.	YDS.	PCT.	AVG./ATT.	TD	TD%	INT.	INT%	LG	SACKED	RATING
Unitas	436	255	3428	58.5	7.86	20	4.6	16	3.7	88t	25/198	83.6
Ward	16	9	115	56.3	7.19	2	12.5	1	6.3	21t	0/0	92.4
Matte	5	1	18	20.0	3.60	0	0.0	0	0.0	18t	0/0	42.1
COLTS	457	265	3561	58.0	7.79	22	4.8	17	3.7	88t	25/198	83.4
OPPONENTS	395	221	2678	55.9	6.78	13	3.3	32	8.1	80t	36/246	54.1

1968

WORLD CHAMPIONS

RECORD: 13-1 COACH: DON SHULA

FIRST – COASTAL DIVISION

HOME: 6-1 AWAY: 7-0

DIV: 6-0 CONF: 10-0 NCONF: 3-1

DATE	RESULTS	OPPONENT	ATTENDANCE
9/15	W 27-10	SAN FRANCISCO	56,864
9/23	W 28-20	@ Atlanta	50,428
9/29	W 41-7	@ Pittsburgh	44,480
10/6	W 28-7	CHICAGO	60,238
10/13	W 42-14	@ San Francisco	32,822
10/20	L 20-30	CLEVELAND	60,238
10/27	W 27-10	LOS ANGELES RAMS	60,238
11/2	W 26-0	@ New York Giants	62,973
11/10	W 27-10	@ Detroit	55,170
11/17	W 27-0	ST. LOUIS	60,238
11/24	W 21-9	MINNESOTA	60,238
12/1	W 44-0	ATLANTA	60,238
12/7	W 16-3	@ Green Bay	50,861
12/15	W 28-24	@ Los Angeles Rams	69,397
12/22	W 24-14	MINNESOTA	60,238
12/29	W 34-0	@ Cleveland	80,628
1/12	L 7-16	NEW YORK JETS	75,389

(at Miami)

TEAM STATISTICS		COLTS	OPP			
TOTAL FIRST DOWNS						
		258	207			
Rushing						
		110	71			
Passing						
		131	119			
Penalty						
		17	17			
TOTAL NET YARDS						
		4681	3377			
Avg. Per Game						
		334.4	241.2			
Total Plays						
		851	852			
Avg. Per Play						
		5.5	4.0			
NET YARDS RUSHING						
		1809	1339			
Avg. Per Game						
		129.2	95.6			
Total Rushes						
		463	375			
NET YARDS PASSING						
		2872	2038			
Avg. Per Game						
		205.1	145.5			
Tackled/Yards Lost						
		29/222	45/367			
Gross Yards						
		3094	2405			
Att./Completions						
		359/196	432/224			
Completion Pct.						
		54.6	51.9			
Had Intercepted						
		22	29			
PUNTS/AVERAGE						
		49/39.5	78/40.8			
PENALTIES/YARDS						
		75/655	72/799			
FUMBLES/BALL LOST						
		23/12	29/12			
TOUCHDOWNS						
		50	16			
Rushing						
		16	6			
Passing						
		28	9			
Defense/Kicking						
		4/2	1/0			
SCORE BY PERIODS						
		1	2	3	4	TOTAL
COLTS		103	137	62	100	402
OPPONENTS		37	37	20	50	144

SCORING	TDR	TDP	TDR/T	PAT	FG	S	TP
Michaels				48-50	18-28		102
Matte	9	1					60
Richardson		8					48
Orr		6					36
Mackey		5					30
Mitchell		4					24
Pearson		2	2				24
Cole	3						18
Brown	2						12
Hill	1	1					12
Perkins		1					6
Boyd			1				6
Hilton			1				6
Stukes			1				6
Curtis			1				6
Morrall		1					6
COLTS	16	28	6	48-50	18-28	0	402
OPPONENTS	6	9	1	15-16	11-19	0	144

FGS	1-9	20-29	30-39	40-49	50+	TOT.
Michaels	8-9	4-6	6-6	0-5	0-2	18-28
COLTS	8-9	4-6	6-6	0-5	0-2	18-28
OPP.	3-3	3-5	3-4	2-4	0-3	11-19

Michaels: (43,27,43,32) (22,19,49) (55) (17,33)
 (17) (10,27) (16,37) (13,27,21) (29)
 (48,16,35,22) (37,15,15,47) (53)
 OPP.: (38) (14,24,50) () (50) (47,11) (19) ()
 (21,25,50,45) (43,36,31) () (45) (24,30,25)

RUSHING	NO.	YDS.	AVG.	LG	TD
Matte	183	662	3.6	23	9
Cole	104	418	4.0	21	3
Hill	91	360	4.0	21	1
Brown	39	159	4.1	10	2
Mackey	10	103	10.3	33	0
Pearson	19	78	4.1	13	0
Morrall	11	18	1.6	11	1
Lee	3	12	4.0	21	0
Unitas	3	-1	-0.3	5	0
COLTS	463	1809	3.9	33	16
OPPONENTS	375	1339	3.6	59t	6

RECEIVING	NO.	YDS.	AVG.	LG	TD
Mackey	45	644	14.3	45	5
Richardson	37	698	18.9	79	8
Orr	29	743	25.6	84	6
Matte	25	275	11.0	50	1
Hill	18	161	8.9	19	1
Perkins	15	227	15.1	29	1
Cole	13	75	5.8	18	0
Mitchell	6	117	19.5	41	4
Brown	4	53	13.3	18	0
Pearson	2	70	35.0	61	2
Hawkins	2	31	15.5	18	0
COLTS	196	3094	15.8	84	28
OPPONENTS	224	2405	10.7	71t	9

INTERCEPTIONS	NO.	YDS.	AVG.	LG	TD
Boyd	8	160	20.0	49	1
Volk	6	154	25.7	90	0
Lyles	5	32	6.4	11	0
Logan	3	9	3.0	9	0
Gaubatz	2	15	7.5	13	0
Curtis	2	38	19.0	38	1
Stukes	1	60	60.0	60	1
Hilton	1	13	13.0	13	1
Shinnick	1	2	2.0	2	0
COLTS	29	483	16.7	90	4
OPPONENTS	22	192	8.7	36	1

PUNTING	NO.	YDS.	AVG.	LG	BLK.
Lee	49	1935	39.5	59	1
COLTS	49	1935	39.5	59	1
OPPONENTS	78	3183	40.8	58	0

PUNT RETURNS	NO.	FC	YDS.	AVG.	LG	TD
Volk	25	7	198	7.9	24	0
Brown	16	8	125	7.8	25	0
Logan	1	1	27	27.0	27	0
COLTS	42	16	350	8.3	27	0
OPPONENTS	19	16	62	3.3	14	0

KICKOFF RETURNS	NO.	YDS.	AVG.	LG	TD
Pearson	15	527	35.1	102t	2
Brown	15	298	19.9	29	0
Cole	5	123	24.6	34	0
Matte	1	22	22.0	22	0
Porter	1	19	19.0	19	0
Logan	1	14	14.0	14	0
COLTS	38	1003	26.4	102t	2
OPPONENTS	71	1391	19.6	35	0

USUAL STARTERS PRO BOWLERS IN BOLDFACE

OFFENSE	DEFENSE
WR Jimmy Orr	LDE Bubba Smith
LT Bob Vogel	LDT Billy Ray Smith
LG Glenn Ressler	RDT Fred Miller
C Bill Curry	RDE Ordeell Braase
RG Dan Sullivan	LLB Mike Curtis
RT Sam Ball	MLB Dennis Gaubatz
TE John Mackey	RLB Don Shinnick
WR Willie Richardson	LCB Bob Boyd
QB Earl Morrall	RCB Lenny Lyles
RB Tom Matte	LS Jerry Logan
RB Jerry Hill	RS Rick Volk

PASSING	ATT.	COMP.	YDS.	PCT.	AVG./ATT.	TD	TD%	INT.	INT%	LG	SACKED	RATING
Morrall	317	182	2909	57.4	9.18	26	8.2	17	5.4	84t	24/180	93.2
Unitas	32	11	139	34.4	4.34	2	6.3	4	12.5	37t	2/15	30.1
Ward	9	3	46	33.3	5.11	0	0.0	1	11.1	22t	3/27	11.6
Matte	1	0	0	0.0	0.00	0	0.0	0	0.0	0t	0/0	39.6
COLTS	359	196	3094	54.6	8.62	28	7.8	22	6.1	84t	29/222	84.0
OPPONENTS	432	224	2405	51.9	5.57	9	2.1	29	6.7	71t	45/367	47.5

RECORDS IN THE COMMUNITY

COLTS IN REVIEW

2013 SEASON

PLAYERS

OPERATIONS

BUSINESS

FOOTBALL

COACHING

STAFF

ADMINISTRATION



1969

RECORD: 8-5-1 COACH: DON SHULA

SECOND - COASTAL DIVISION

HOME: 4-2-1 AWAY: 4-3

DIV: 3-3 CONF: 5-4-1 NCONF: 3-1

ADMINISTRATION

COACHING STAFF

FOOTBALL OPERATIONS

BUSINESS OPERATIONS

PLAYERS

2013 SEASON IN REVIEW

COLTS HISTORY

RECORDS

COLTS IN THE COMMUNITY

DATE	RESULTS	OPPONENT	ATTENDANCE
9/21	L 20-27	LOS ANGELES RAMS	56,864
9/28	L 14-52	@ Minnesota	47,644
10/5	W 21-14	@ Atlanta	57,806
10/13	W 24-20	PHILADELPHIA	56,864
10/19	W 30-10	@ New Orleans	80,636
10/26	L 21-24	SAN FRANCISCO	60,238
11/2	W 41-17	WASHINGTON	60,238
11/9	W 14-6	GREEN BAY	60,238
11/16	L 17-20	@ San Francisco	38,472
11/23	W 24-21	@ Chicago	45,455
11/30	W 13-6	ATLANTA	60,238
12/7	T 17-17	DETROIT	60,238
12/13	L 10-27	@ Dallas	63,191
12/21	W 13-7	@ Los Angeles Rams	73,326

TEAM STATISTICS	COLTS	OPP
TOTAL FIRST DOWNS	255	256
Rushing	99	70
Passing	140	164
Penalty	16	22
TOTAL NET YARDS	4477	4649
Avg. Per Game	319.8	332.1
Total Plays	865	891
Avg. Per Play	5.2	5.2
NET YARDS RUSHING	1490	1400
Avg. Per Game	106.4	100.0
Total Rushes	417	399
NET YARDS PASSING	2987	3249
Avg. Per Game	213.4	232.1
Tackled/Yards Lost	19/156	33/250
Gross Yards	3143	3499
Att./Completions	429/225	459/271
Completion Pct.	52.4	59.0
Had Intercepted	27	15
PUNTS/AVERAGE	57/45.3	69/38.4
PENALTIES/YARDS	62/561	74/848
FUMBLES/BALL LOST	23/12	18/10
TOUCHDOWNS	34	32
Rushing	16	8
Passing	17	20
Defense/Kicking	0/1	4/0

SCORE BY PERIODS	1	2	3	4	TOTAL
COLTS	43	80	80	76	279
OPPONENTS	48	90	76	54	268

SCORING	TDR	TDP	TDRT	PAT	FG	S	TP
Matte	11	2					78
Michaels			33-34	14-31	75		75
Mitchell	3						18
Perkins	3						18
Richardson	3						18
Cole	2	1					18
Orr	2						12
Hill	2						12
Mackey	2						12
Duncan			1				6
Havrlik	1						6
Hinton		1					6
COLTS	16	17	1	33-34	14-31	0	279
OPPONENTS	8	20	4	31-32	15-34	0	268

FGS	1-19	20-29	30-39	40-49	50+	TOT.
Michaels	5-5	3-3	3-9	3-11	0-3	14-31
COLTS	5-5	3-3	3-9	3-11	0-3	14-31
OPP.	6-6	5-5	3-9	1-13	0-1	15-34

Michaels:	(15 41)	(40)	(52)	(20 37,32)	(33 57,43)
	(37,46)	(49 12)	(41)	(41)	(49,48,17)
	(38,32,13,40)	(12,53)	(24,42)	(22,36,39,31)	

OPP.:	(29,41,15)	(40)	(33,43,44)	(24,18)
	(35,33)	(18,47)	(34,50)	(14,38,45,35)
	(46,34,44)	(41)	(22,32,22)	(30,43,34,41,12)
	(15,27,46)	(4)		

RUSHING	NO.	YDS.	AVG.	LG	TD
Matte	235	909	3.9	26	11
Cole	73	204	2.8	27	2
Hill	49	143	2.9	14	2
Pearson	24	81	3.4	11	0
Havrlik	5	49	9.8	29	1
Dunn	13	45	3.5	11	0
Perkins	3	36	12.0	18	0
Unitas	11	23	2.1	13	0
Mackey	2	3	1.5	7	0
Conjar	1	0	0.0	0	0
Hinton	1	-3	-3.0	-3	0
COLTS	417	1490	3.6	29	16
OPPONENTS	399	1400	3.5	46	8

RECEIVING	NO.	YDS.	AVG.	LG	TD
Richardson	43	646	15.0	39	3
Matte	43	513	11.9	49	2
Mackey	34	443	13.3	52	2
Perkins	28	391	14.0	47	3
Orr	25	474	19.0	47	2
Hinton	13	269	20.7	46	1
Hill	11	44	4.0	12	0
Mitchell	9	199	22.1	51	3
Cole	9	65	7.2	18	1
Dunn	5	30	6.0	10	0
Pearson	4	64	16.0	37	0
Havrlik	1	5	5.0	5	0
COLTS	225	3143	14.0	52	17
OPPONENTS	271	3499	12.9	83t	20

INTERCEPTIONS	NO.	YDS.	AVG.	LG	TD
Volk	4	36	9.0	23	0
Maxwell	3	37	12.3	22	0
Grant	3	0	0.0	0	0
Austin	2	10	5.0	10	0
Gaubatz	1	11	11.0	11	0
Stukes	1	6	6.0	6	0
Logan	1	6	6.0	6	0
COLTS	15	106	7.1	23	0
OPPONENTS	27	394	14.6	57t	3

PUNTING	NO.	YDS.	AVG.	LG	BLK.
Lee	57	2580	45.3	66	0
COLTS	57	2580	45.3	66	0
OPPONENTS	69	2647	38.4	63	1

PUNT RETURNS	NO.	FC	YDS.	AVG.	LG	TD
Havrlik	13	7	56	4.3	13	0
Volk	10	6	58	5.8	14	0
Logan	8	2	41	5.1	11	0
Pearson	6	0	37	6.2	11	0
COLTS	37	15	192	5.2	14	0
OPPONENTS	35	6	182	5.2	22	0

KICKOFF RETURNS	NO.	YDS.	AVG.	LG	TD
Pearson	31	706	22.8	51	0
Duncan	19	560	29.5	92t	1
Hinton	1	24	24.0	24	0
COLTS	51	1290	25.3	92t	1
OPPONENTS	55	1135	20.6	42	0

USUAL STARTERS PRO BOWLERS IN BOLDFACE

OFFENSE	DEFENSE
WR Jimmy Orr	LDE Bubba Smith
LT Bob Vogel	LDT Billy Ray Smith
LG Glenn Ressler	RDT Fred Miller
C Bill Curry	RDE Roy Hilton
RG Dan Sullivan	LLB Bob Grant
RT Sam Ball	MLB Mike Curtis
TE John Mackey	LTB Ted Hendricks
WR Willie Richardson	RCB Charlie Stukes
QB John Unitas	RCB Tom Maxwell,
RB Tom Matte	Lenny Lyles
RB Jerry Hill,	LS Jerry Logan
Terry Cole	RS Rick Volk

PASSING	ATT.	COMP.	YDS.	PCT.	AVG./ATT.	TD	TD%	INT.	INT%	LG	SACKED	RATING
Unitas	327	178	2342	54.4	7.16	12	3.7	20	6.1	52t	12/93	64.0
Morrall	99	46	755	46.5	7.63	5	5.1	7	7.1	42t	7/63	60.0
Matte	3	1	46	33.3	15.33	0	0.0	0	0.0	46t	0/0	81.9
COLTS	429	225	3143	52.4	7.33	17	4.0	27	6.3	52t	19/156	62.8
OPPONENTS	459	271	3499	59.0	7.62	20	4.4	15	3.3	83t	33/250	80.5

1970

WORLD CHAMPIONS

RECORD: 11-2-1 COACH: DON MCCAFFERTY

FIRST - AFC EASTERN DIVISION

HOME: 5-1-1 AWAY: 6-1

DIV: 6-1-1 CONF: 8-2-1 NCONF: 3-0

DATE	RESULTS	OPPONENT	ATTENDANCE
9/20	W 16-14	@ San Diego	47,782
9/28	L 24-44	KANSAS CITY	53,911
10/4	W 14-6	@ Boston	38,235
10/11	W 24-20	@ Houston	48,050
10/18	W 29-22	@ New York Jets	63,301
10/25	W 27-3	BOSTON	60,240
11/1	W 35-0	MIAMI	60,240
11/9	W 13-10	Green Bay @ Milw.	48,063
11/15	T 17-17	BUFFALO	60,240
11/22	L 17-34	@ Miami	67,699
11/29	W 21-20	CHICAGO	60,240
12/6	W 29-10	PHILADELPHIA	60,240
12/13	W 20-14	@ Buffalo	34,346
12/19	W 35-20	NEW YORK JETS	60,240
12/26	W 17-0	CINCINNATI	51,127
1/3	W 27-17	OAKLAND	56,368
1/17	W 16-13	Dallas (at Miami)	79,204

SCORING	TDR	TDP	TDRT	PAT	FG	S	TP
con...							
Logan			2				12
Hill	2						12
Orr		2					12
Nowatzke	1						6
Perkins		1					6
Grant			1				6
Hendricks			1				6
Gardin			1				6
Duncan			1				6
COLTS	9	23	6	36-38	19-34	0	321
OPPONENTS	6	16	3	25-25	19-35	1	234

INTERCEPTIONS	NO.	YDS.	AVG.	LG	TD
Logan	6	92	15.3	33	2
Curtis, M.	5	50	10.0	18	0
Voik	4	61	15.3	31	0
Stukes	3	52	17.3	47	0
Duncan	2	56	28.0	30	0
Grant	2	39	19.5	27	1
Hendricks	1	31	31.0	31	0
May	1	18	18.0	18	0
Curtis, T.	1	0	0.0	0	0
Maxwell	0	9	0.0	9	0
COLTS	25	408	16.3	47	3
OPPONENTS	22	283	12.9	45	1

TEAM STATISTICS	COLTS	OPP
TOTAL FIRST DOWNS	242	214
Rushing	70	79
Passing	148	120
Penalty	24	15
TOTAL NET YARDS	4134	3845
Avg. Per Game	295.3	274.6
Total Plays	860	883
Avg. Per Play	4.8	4.4
NET YARDS RUSHING	1336	1439
Avg. Per Game	95.4	102.8
Total Rushes	411	390
NET YARDS PASSING	2798	2406
Avg. Per Game	199.9	171.9
Tackled/Yards Lost	33/289	41/374
Gross Yards	3087	2780
Att./Completions	416/219	452/238
Completion Pct.	52.6	52.7
Had Intercepted	22	25
PUNTS/AVERAGE	63/44.7	78/38.4
PENALTIES/YARDS	71/708	101/1032
FUMBLES/BALL LOST	25/14	14/9
TOUCHDOWNS	38	25
Rushing	9	6
Passing	23	16
Defense/Kicking	3/3	2/1

FGS	1-9	20-29	30-39	40-49	50+	TOT.
O'Brien	3-4	6-9	4-9	6-10	0-2	19-34
COLTS	3-4	6-9	4-9	6-10	0-2	19-34
OPP.	4-4	8-9	2-5	5-17	0-2	19-37

O'Brien:	(11,25,34,28)	(26)	(35)	(43,34,45)
	(28,18,28,34)	(12,48)	(44)	(30,42,29)
	(28,37,18)	(38,23,42)	(44)	(45,53,44,47,51)
	(32,38)	(25)		
OPP.:	(46)	(28,17,48)	(44,13,23,47,25)	
	(48,42,40,27,9)	(41,46,38,42)	(15,46,47)	
	(49)	(20,39,31)	(36,52)	(43,46)
	(28,45,50,27,43)	(38)	(0)	(25,29)

RUSHING	NO.	YDS.	AVG.	LG	TD
Bulaich	139	426	3.1	15	3
Nowatzke	73	248	3.4	14	1
Maitland	74	209	2.8	24	1
Havrliak	54	159	2.9	26	0
Hill	36	115	3.2	15	2
Hinton	5	58	11.6	21	2
Jefferson	4	47	11.8	19	0
Matte	12	43	3.6	16	0
Unitas	9	16	1.8	9	0
Morrall	2	6	3.0	5	0
Perkins	2	6	3.0	4	0
Conjar	1	3	3.0	3	0
COLTS	411	1336	3.3	26	9
OPPONENTS	390	1439	3.7	45	6

PUNTING	NO.	YDS.	AVG.	LG	BLK.
Lee	63	2819	44.7	62	1
COLTS	63	2819	44.7	62	1
OPPONENTS	78	2992	38.4	58	1

PUNT RETURNS	NO.	FC	YDS.	AVG.	LG	TD
Gardin	28	20	330	11.8	80t	1
Voik	3	4	15	5.0	6	0
Curtis, T.	3	1	2	0.7	2	0
Logan	2	0	4	2.0	4	0
Havrliak	0	1	0	0.0	0	0
COLTS	36	26	351	9.8	80t	1
OPPONENTS	38	9	365	9.4	77t	1

KICKOFF RETURNS	NO.	YDS.	AVG.	LG	TD
Duncan	20	707	35.4	99t	1
Gardin	11	265	24.1	33	0
Nowatzke	7	93	13.3	21	0
Havrliak	2	36	18.0	20	0
Maitland	1	28	28.0	28	0
Grant	1	21	21.0	21	0
Jefferson	1	11	11.0	11	0
Newsome	1	0	0.0	0	0
Stukes	1	0	0.0	0	0
COLTS	45	1161	25.8	99t	1
OPPONENTS	58	1237	21.3	56	0

SCORE BY PERIODS	1	2	3	4	TOTAL
COLTS	60	110	63	88	321
OPPONENTS	61	77	48	48	234

SCORING	TDR	TDP	TDRT	PAT	FG	S	TP
O'Brien				36-38	19-34		93
Jefferson	7						42
Hinton	2	5					42
Mitchell	4						24
Mackey	3						18
Bulaich	3						18
Maitland	1	1					12

RECEIVING	NO.	YDS.	AVG.	LG	TD
Hinton	47	733	15.6	40	5
Jefferson	44	749	17.0	55	7
Mackey	28	435	15.5	54	3
Mitchell	20	261	13.1	44	4
Nowatzke	16	93	5.8	17	0
Havrliak	14	141	10.1	33	0
Bulaich	11	123	11.2	20	0
Orr	10	199	19.9	29	2
Perkins	10	194	19.4	41	1
Maitland	9	67	7.4	13	1
Hill	8	62	7.8	13	0
O'Brien	1	28	28.0	28	0
Matte	1	2	2.0	2	0
COLTS	219	3087	14.1	55	23
OPPONENTS	238	2789	11.7	67	16

USUAL STARTERS	PRO BOWLERS IN BOLDFACE
OFFENSE	DEFENSE
WR Eddie Hinton	LDE Bubba Smith
LT Bob Vogel	LDT Billy Ray Smith
LG Glenn Ressler	RDT Fred Miller
C Bill Curry	RDE Roy Hilton
RB John Williams	LLB Bob Grant
RT Dan Sullivan	MLB Mike Curtis
TE John Mackey	RCB Ted Hendricks
WR Roy Jefferson	LCB Charlie Stukes
QB John Unitas	RSB Tom Maxwell
RB Norm Bulaich	LB Jerry Logan
RB Jerry Hill,	RS Rick Volk
Tom Nowatzke	

PASSING	ATT.	COMP.	YDS.	PCT.	AVG./ATT.	TD	TD%	INT.	INT%	LG	SACKED	RATING
Unitas	321	166	2213	51.7	6.89	14	4.4	18	5.6	55	19/158	65.1
Morrall	93	51	792	54.8	8.52	9	9.7	4	4.3	44	14/131	97.6
Havrliak	2	2	82	100.0	41.00	0	0.0	0	0.0	54	0/0	118.0
COLTS	416	219	3087	52.6	7.28	23	5.5	22	5.3	55	33/289	73.3
OPPONENTS	452	238	2789	52.7	6.17	16	3.5	25	5.5	67	41/374	60.4

ADMINISTRATION
COACHING STAFF
FOOTBALL OPERATIONS
BUSINESS OPERATIONS
PLAYERS
2013 SEASON IN REVIEW
COLTS HISTORY
RECORDS
COLTS IN THE COMMUNITY

1971

RECORD: 10-4 COACH: DON MCCAFFERTY
SECOND – AFC EASTERN DIVISION
HOME: 5-2 AWAY: 5-2
DIV: 6-2 CONF: 8-3 NCONF: 2-1

DATE	RESULTS	OPPONENT	ATTENDANCE	SCORING	TDR	TDP	TDRT	PAT	FG	S	TP	INTERCEPTIONS	NO.	YDS.	AVG.	LG	TD	
9/19	W	22-0	NEW YORK JETS	56,458	O'Brien			35-36	20-29	95	60	Stukes	8	95	11.9	40	0	
9/26	L	13-14	CLEVELAND	56,837	Bulaich	8	2				60	Hendricks	5	70	14.0	40	0	
10/3	W	23-3	@ New England	61,232	Matte	8					48	Volk	4	36	9.0	21	0	
10/10	W	43-0	@ Buffalo	46,206	Nottingham	5	1				36	Logan	4	28	7.0	23	0	
10/17	W	31-7	@ New York Giants	62,860	Perkins	4					24	Curtis	3	44	14.7	31	0	
10/25	L	3-10	@ Minnesota	49,784	Hinton	2					12	Newsome	2	19	9.5	19†	1	
10/31	W	34-21	PITTSBURGH	60,238	McCauley	2					12	May	1	46	46.0	46	0	
11/8	W	24-17	LOS ANGELES RAMS	57,722	Richardson	2					12	Nowatzke	1	29	29.0	29	0	
11/14	W	14-13	@ New York Jets	63,947	Hendricks			1			6	COLTS	28	367	13.1	46	1	
11/21	L	14-17	@ Miami	75,312	Newsome			1			6	OPPONENTS	21	220	10.5	60†	1	
11/28	W	37-14	@ Oakland	54,689	TEAM					1	2							
12/5	W	24-0	BUFFALO	58,476	COLTS	23	10	3	35-36	20-29	1	313	PUNTING	NO.	YDS.	AVG.	LG	BLK.
12/11	W	14-3	MIAMI	60,238	OPPONENTS	8	9	1	17-18	5-18	0	140	Lee	62	2542	41.0	76	0
12/19	L	17-21	NEW ENGLAND	57,942	FGS	1-19	20-29	30-39	40-49	50+	TOT.		COLTS	62	2542	41.0	76	0
12/26	W	20-3	@ Cleveland	74,082	O'Brien	4-4	7-8	3-4	5-11	1-2	20-29		COLTS	88	3422	38.9	60†	1
1/2	L	0-21	@ Miami	78,629	OPP.	1-1	2-4	2-5	0-6	0-2	5-18		OPPONENTS	88	3422	38.9	61	0

TEAM STATISTICS	COLTS	OPP
TOTAL FIRST DOWNS	242	166
Rushing	123	60
Passing	104	95
Penalty	15	11
TOTAL NET YARDS	4071	2852
Avg. Per Game	290.8	203.7
Total Plays	883	746
Avg. Per Play	4.6	3.8
NET YARDS RUSHING	2149	1113
Avg. Per Game	153.5	79.5
Total Rushes	512	352
NET YARDS PASSING	1922	1739
Avg. Per Game	137.3	124.2
Tackled/Yards Lost	27/230	33/288
Gross Yards	2152	2027
Att./Completions	344/176	361/185
Completion Pct.	51.2	51.2
Had Intercepted	21	28
PUNTS/AVERAGE	62/41.0	88/38.9
PENALTIES/YARDS	57/529	67/687
FUMBLES/BALL LOST	26/11	22/13
TOUCHDOWNS	36	18
Rushing	23	8
Passing	10	9
Defense/Kicking	2/1	1/0

SCORE BY PERIODS	1	2	3	4	TOTAL
COLTS	62	17	78	78	313
OPPONENTS	17	45	27	51	140

RUSHING	NO.	YDS.	AVG.	LG	TD
Bulaich	152	741	4.9	67†	8
Matte	173	607	3.5	26	8
Nottingham	95	388	4.1	36	5
McCauley	58	246	4.2	19	2
Hinton	4	56	14.0	30	0
Perkins	5	35	7.0	18	0
Richardson	2	27	13.5	24	0
Mackey	3	18	6.0	9	0
Morrall	6	13	6.5	16	0
Mitchell	2	9	4.5	13	0
Unitas	9	5	0.6	3	0
Pittman	2	3	1.5	3	0
Nowatzke	1	1	1.5	1	0
COLTS	512	2149	4.2	67†	23
OPPONENTS	352	1113	3.2	27	8

RECEIVING	NO.	YDS.	AVG.	LG	TD
Mitchell	33	402	12.2	35	0
Matte	29	239	8.3	34	0
Hinton	25	436	17.4	33	2
Bulaich	25	229	9.2	30	2
Perkins	24	424	17.7	64	4
Nottingham	15	88	5.9	35	0
Mackey	11	143	13.0	28	0
Richardson	10	173	17.3	49	2
McCauley	3	6	2.0	8	0
Havriliak	1	12	12.0	12	0
COLTS	176	2152	12.2	64	10
OPPONENTS	185	2027	11.0	88†	9

PUNTING	NO.	YDS.	AVG.	LG	BLK.
Lee	62	2542	41.0	76	0
COLTS	62	2542	41.0	76	0
OPPONENTS	88	3422	38.9	61	0

PUNT RETURNS	NO.	FC	YDS.	AVG.	LG	TD
Volk	22	20	118	5.4	18	0
Dunlap	8	2	112	14.0	57	0
Curtis	7	10	15	2.1	10	0
Kern	3	1	19	6.3	7	0
Gardin	2	0	75	37.5	65	0
Logan	1	0	12	12.0	12	0
Duncan	0	1	0	0.0	0	0
COLTS	43	34	351	8.2	65	0
OPPONENTS	40	14	267	6.7	16	0

USUAL STARTERS			
PRO BOWLERS IN BOLDFACE		OFFENSE	DEFENSE
WR	Eddie Hinton	LDE	Bubba Smith
LT	Bob Vogel	LDT	Bill Newsome
LG	Glenn Ressler	RDT	Fred Miller
C	Bill Curry	RDE	Roy Hilton
RG	John Williams	LLB	Ray May
RT	Dan Sullivan	MLB	Mike Curtis
TE	Tom Mitchell	RLB	Ted Hendricks
WR	Ray Perkins	LCB	Charlie Stukes
QB	Earl Morrall	RCB	Jim Duncan
RB	Tom Matte	LS	Jerry Logan
RB	Norm Bulaich	RS	Rick Volk

PASSING	ATT.	COMP.	YDS.	PCT.	AVG./ATT.	TD	TD%	INT.	INT%	LG	SACKED	RATING
Unitas	176	92	942	52.3	5.35	3	1.7	9	5.1	35†	15/129	52.3
Morrall	167	84	1210	50.3	7.19	7	4.2	12	7.2	64†	11/89	58.2
Matte	1	0	0	0.0	0.00	0	0.0	0	0.0	0†	1/12	39.6
COLTS	344	176	2152	51.2	6.10	10	2.9	21	6.1	64†	27/230	55.0
OPPONENTS	361	185	2027	51.2	5.61	9	2.5	28	7.8	88†	33/288	44.2

1972

RECORD: 5-9 COACH: DON MCCAFFERTY (5), JOHN SANDUSKY (9)

THIRD – AFC EASTERN DIVISION

HOME: 2-5 AWAY: 3-4

DIV: 4-4 CONF: 5-6 NCONF: 0-3

DATE	RESULTS	OPPONENT	ATTENDANCE
9/17	L 3-10	ST. LOUIS	53,652
9/24	L 34-44	NEW YORK JETS	56,626
10/1	W 17-0	@ Buffalo	46,206
10/8	L 20-23	SAN DIEGO	55,459
10/15	L 0-21	DALLAS	58,992
10/22	L 20-24	@ New York Jets	62,948
10/29	L 0-23	MIAMI	60,000
11/6	W 24-17	@ New England	60,999
11/12	L 21-24	@ San Francisco	61,214
11/19	W 20-19	@ Cincinnati	49,512
11/26	W 31-0	NEW ENGLAND	54,907
12/3	W 35-7	BUFFALO	55,390
12/10	L 10-24	@ Kansas City	44,175
12/16	L 0-16	@ Miami	80,010

TEAM STATISTICS	COLTS	OPP
TOTAL FIRST DOWNS	251	233
Rushing	97	111
Passing	124	109
Penalty	30	13
TOTAL NET YARDS	4187	4312
Avg. Per Game	299.1	308.0
Total Plays	868	853
Avg. Per Play	4.8	5.1
NET YARDS RUSHING	1894	1989
Avg. Per Game	135.3	142.1
Total Rushes	462	515
NET YARDS PASSING	2293	2323
Avg. Per Game	163.8	165.9
Tackled/Yards Lost	25/210	25/232
Gross Yards	2503	2555
Att./Completion Pts	361/203	313/178
Completion Pct.	53.3	56.9
Had Intercepted	12	23
PUNTS/AVERAGE	57/42.1	71/39.0
PENALTIES/YARDS	58/605	84/826
FUMBLES/BALL LOST	37/22	22/13
TOUCHDOWNS	28	30
Rushing	10	15
Passing	15	15
Defense/Kicking	2/1	0/0

SCORE BY PERIODS	1	2	3	4	TOTAL
COLTS	48	70	58	59	235
OPPONENTS	57	70	47	78	252

SCORING	TDR	TDP	TDRT	PAT	FG	S	TP
O'Brien		2		24-24	13-31		75
Havrilak	2	4					36
McCauley	2	2	1				30
Mitchell, T.	4						24
Nottingham	3						18
Mitchell, L.	1	1					12
Matte		1					6
Bulaich	1						6
Munsey			1				6
Curtis			1				6
Hinton		1					6
Domres	1						6
Schlapak				4-4	0-8		4
COLTS	10	15	3	28-28	13-39	0	235
OPPONENTS	15	15	0	27-30	15-24	0	252

FGS	1-19	20-29	30-39	40-49	50+	TOT.
O'Brien	2-3	6-8	3-8	2-12	0-0	13-31
Shlapak	0-0	0-0	0-0	0-5	0-3	0-8
COLTS	2-3	6-8	3-8	2-17	0-3	13-39
OPP.	1-1	4-4	3-4	5-10	2-5	15-24

O'Brien:	(30,48,47,42,38)	(14,32,28)	(30,43,30,45)						
	(22,20)	(48,48)	(22,41,33,28,44)	(41)	(9,18)				
	(31,33,26)	(40,44)	(22)	(20)					
Shlapak:	(0)	(0)	(0)	(0)	(54)	(52)	(50)	(0)	(47,47)
	(45,48,46)	(0)							
OPP.:	(41)	(48,43,14)	(42)	(51,40,27)	(57,39,42)				
	(29)	(24)	(36)	(44)	(40,25)	(48)	(51)	(31,53)	(40,50,35)

RUSHING	NO.	YDS.	AVG.	LG	TD
McCauley	178	675	3.8	36	2
Nottingham	123	466	3.8	25	3
Mitchell, L.	45	215	4.8	14	1
Matte	33	137	4.2	18	0
Domres	30	137	4.6	15	1
Bulaich	27	109	4.0	18	1
Havrilak	12	72	6.0	32	2
Doughty	2	33	16.5	17	0
Unitas	3	15	5.0	8	0
Nowatzke	3	11	3.7	6	0
O'Brien	3	9	3.0	7	0
Mildren	3	8	2.7	5	0
Mitchell, T.	0	7	7.0	7	0
COLTS	462	1894	4.1	36	10
OPPONENTS	515	1989	3.9	32	15

RECEIVING	NO.	YDS.	AVG.	LG	TD
Mitchell, T.	40	494	12.4	34	4
Havrilak	33	571	17.3	62	4
McCauley	30	256	8.5	34	2
Nottingham	25	191	7.6	27	0
Mitchell, L.	18	147	8.2	26	1
Matte	14	182	13.0	43	1
O'Brien	11	263	23.9	43	2
Hinton	11	146	13.3	63	1
Bulaich	9	55	6.1	10	0
Speyrer	8	114	14.3	21	0
Doughty	3	31	10.3	19	0
Mosier	1	53	53.0	53	0
COLTS	203	2503	12.3	63	15
OPPONENTS	178	2555	14.3	83	15

INTERCEPTIONS	NO.	YDS.	AVG.	LG	TD
Stukes	5	23	4.6	11	0
Volk	4	86	21.5	23	0
Curtis	4	74	18.5	33	1
Logan	4	47	11.8	20	0
May	2	43	21.5	37	0
Hendricks	2	13	6.5	13	0
Laird	1	31	31.0	31	0
Hepburn	1	14	14.0	14	0
COLTS	23	331	14.4	37	1
OPPONENTS	12	169	14.1	38	0

PUNTING	NO.	YDS.	AVG.	LG	BLK.
Lee	57	2400	42.1	60	1
COLTS	57	2400	42.1	60	1
OPPONENTS	71	2766	39.0	61	1

PUNT RETURNS	NO.	FC	YDS.	AVG.	LG	TD
Laird	34	11	303	8.9	42	0
Volk	5	7	25	5.0	8	0
Logan	4	1	20	5.0	7	0
COLTS	43	19	348	8.1	42	0
OPPONENTS	29	12	204	7.0	27	0

KICKOFF RETURNS	NO.	YDS.	AVG.	LG	TD
Laird	29	843	29.1	73	0
McCauley	13	377	29.0	93t	1
Nottingham	2	38	19.0	19	0
Bulaich	1	62	62.0	62	0
Mildren	1	1	1.0	1	0
Hendricks	1	0	0.0	0	0
COLTS	47	1321	28.1	93t	1
OPPONENTS	50	1091	21.8	49	0

USUAL STARTERS
PRO BOWLERS IN BOLDFACE

OFFENSE	DEFENSE
WR Jim O'Brien	LDE Billy Newsome
LT Bob Vogel	LDT Fred Miller
LG Glenn Ressler	RDT Jim Bailey
C Bill Curry	RDE Roy Hilton
RG Dan Sullivan	MLB Ted Hendricks
RT Dennis Nelson	MLB Mike Curtis
TE Tom Mitchell	RLB Ray May
WR Sam Havrilak	LCB Charlie Stukes
QB Marty Domres	RCB Lonnie Hepburn
RB Don McCauley	LS Jerry Logan
RB Don Nottingham	RS Rick Volk
	KR Bruce Laird

PASSING	ATT.	COMP.	YDS.	PCT.	AVG./ATT.	TD	TD%	INT.	INT%	LG	SACKED	RATING
Domres	222	115	1392	51.8	6.27	11	5.0	6	2.7	62	11/96	76.6
Unitas	157	88	1111	56.1	7.08	4	2.6	6	3.8	63	14/114	70.8
Havrilak	1	0	0	0.0	0.00	0	0.0	0	0.0	0	0/0	39.6
Mildren	1	0	0	0.0	0.00	0	0.0	0	0.0	0	0/0	39.6
COLTS	381	203	2503	53.3	6.57	15	3.9	12	3.2	63	25/210	73.9
OPPONENTS	313	178	2555	56.9	8.16	15	4.8	23	7.4	83	25/232	68.8

ADMINISTRATION
 COACHING STAFF
 FOOTBALL OPERATIONS
 BUSINESS OPERATIONS
 PLAYERS
 2013 SEASON IN REVIEW
 COLTS HISTORY
 RECORDS
 COLTS IN THE COMMUNITY



1973

RECORD: 4-10 COACH: HOWARD SCHNELLENBERGER

FOURTH – AFC EASTERN DIVISION

HOME: 3-4 AWAY: 1-6

DIV: 2-6 CONF: 2-9 NCONF: 2-1

ADMINISTRATION

COACHING STAFF

FOOTBALL OPERATIONS

BUSINESS OPERATIONS

PLAYERS

2013 SEASON IN REVIEW

COLTS HISTORY

RECORDS

COLTS IN THE COMMUNITY

DATE	RESULTS	OPPONENT	ATTENDANCE
9/16	L 14-24	@ Cleveland	74,303
9/23	L 10-34	NEW YORK JETS	55,942
9/30	W 14-10	NEW ORLEANS	52,293
10/7	L 16-24	@ New England	57,044
10/14	L 13-31	@ Buffalo	78,875
10/21	W 29-27	@ Detroit	48,058
10/28	L 21-34	OAKLAND	59,008
11/4	L 27-31	HOUSTON	52,707
11/11	L 0-44	@ Miami	60,332
11/18	L 14-22	@ Washington	52,675
11/25	L 17-24	BUFFALO	52,250
12/2	L 17-20	@ New York Jets	61,009
12/9	W 16-3	MIAMI	58,446
12/16	W 18-13	NEW ENGLAND	52,065

TEAM STATISTICS	COLTS	OPP
TOTAL FIRST DOWNS	218	243
Rushing	121	104
Passing	79	123
Penalty	18	16
3rd Down M/A/Pct	82/203/40.4	67/175/38.3
TOTAL NET YARDS	3506	4488
Avg. Per Game	250.4	320.6
Total Plays	868	847
Avg. Per Play	4.0	5.3
NET YARDS RUSHING	2031	2089
Avg. Per Game	145.1	149.2
Total Rushes	536	491
NET YARDS PASSING	1475	2399
Avg. Per Game	105.4	171.4
Tackled/Yards Lost	32/271	25/200
Gross Yards	1746	2599
Att./Completions	300/137	331/199
Completion Pct.	45.7	60.1
Had Intercepted	25	15
PUNTS/AVERAGE	62/38.7	47/37.4
PENALTIES/YARDS	57/483	69/684
FUMBLES/BALL LOST	18/13	35/22
TOUCHDOWNS	26	39
Rushing	9	15
Passing	14	16
Defense/Kicking	1/2	6/2

SCORE BY PERIODS	1	2	3	4	TOTAL
COLTS	45	34	50	97	226
OPPONENTS	53	108	64	116	341

SCORING	TDR	TDP	TDR/T	PAT	FG	S	TP
Hunt					22-24	16-28	70
Speyrer	4	1					30
Doughty	4						24
Mitchell, T.	4						24
Domres	2						12
McCauley	2						12
Mitchell, L.	2						12
Olds	2						12
Hendricks		1					6
Nottingham	1						6
Chester		1					6
White		1					6
Andrews		1					6
COLTS	9	14	3	22-24	16-28		0 190
OPPONENTS	15	16	8	38-39	23-33		0 341

FGS	1-19	20-29	30-39	40-49	50+	TOT.
Hunt	6-6	6-8	4-6	0-5	0-3	16-28
COLTS	6-6	6-8	4-6	0-5	0-3	16-28
OPP.	9-10	3-4	8-11	2-5	1-3	23-33

Hunt:	(46,33)	(17)	(27)	(38,27,38)	(19,22)	
	(14,20,29)	0	(22,38,50,36)	0	(52)	
	(49,43,23,27)	(17,50,46)	(19,43)	(16,32)		
OPP.:	(14)	(22,16)	(45,17)	(40,18)	(52)	(13,36,35)
	(27,30)	(47,38)	(13,54,14,38)			
	(35,18,37,42,29)	(36,25)	(30,32,18)	(42,10)	(52,36)	

RUSHING	NO.	YDS.	AVG.	LG	TD
Mitchell, L.	253	963	3.8	36	2
McCauley	144	514	3.6	24	2
Domres	32	126	3.9	14	2
Nottingham	28	118	4.2	20	1
Olds	26	100	3.9	17	2
Doughty	10	96	9.6	30	0
Jones	18	58	3.2	17	0
Ginn	16	47	2.9	8	0
Mildren	2	14	7.0	10	0
Havrlik	2	9	4.5	8	0
Nelson	0	3	0.0	3	0
Chester	1	1	1.0	1	0
Speyrer	1	1	1.0	1	0
Smith	1	-3	-3.0	-3	0
Lee	2	-16	-8.0	0	0
COLTS	536	2031	3.8	36	9
OPPONENTS	491	2089	4.2	78	15

RECEIVING	NO.	YDS.	AVG.	LG	TD
Doughty	25	587	23.5	66	4
Mitchell, T.	25	313	12.5	33	4
McCauley	25	186	7.4	34	0
Chester	18	181	10.1	40	1
Speyrer	17	311	18.3	47	4
Mitchell, L.	17	113	6.7	14	0
Ginn	3	2	0.7	6	0
Nottingham	2	10	5.0	5	0
Olds	2	4	2.0	1	0
Smith	1	37	37.0	37	0
Havrlik	1	9	9.0	9	0
Andrews	1	1	1.0	1	1
COLTS	137	1746	12.7	66	14
OPPONENTS	199	2599	13.1	66	16

INTERCEPTIONS	NO.	YDS.	AVG.	LG	TD
White	4	40	10.0	22	1
Hendricks	3	33	11.0	24	0
Kern	2	22	11.0	22	0
Oldham	2	10	5.0	7	0
Curtis	2	9	4.5	9	0
Kacmarek	1	2	2.0	2	0
Volk	1	0	0.0	0	0
COLTS	15	116	7.7	24	1
OPPONENTS	25	336	13.4	45t	4

PUNTING	NO.	YDS.	AVG.	LG	BLK.
Lee	62	2402	38.7	60	2
COLTS	62	2402	38.7	60	2
OPPONENTS	47	1758	37.4	57	1

PUNT RETURNS	NO.	FC	YDS.	AVG.	LG	TD
Laird	15	6	72	4.8	13	0
Volk	7	7	45	6.4	13	0
Kern	2	0	12	6.0	9	0
COLTS	24	13	129	5.4	13	0
OPPONENTS	28	21	280	10.0	54	0

KICKOFF RETURNS	NO.	YDS.	AVG.	LG	TD
Laird	24	547	22.8	51	0
Speyrer	17	496	29.1	101t	1
Ginn	9	198	22.0	29	0
Olds	3	14	4.7	10	0
Volk	2	16	8.0	16	0
White	1	17	17.0	17	0
Nottingham	1	17	17.0	17	0
Andrews	1	13	13.0	13	0
Munsey	1	13	13.0	13	0
McCauley	1	12	12.0	12	0
COLTS	60	1343	22.4	101t	1
OPPONENTS	42	950	22.6	60	0

USUAL STARTERS PRO BOWLERS IN BOLDFACE

OFFENSE	DEFENSE
WR Cotton Speyrer	LDE Mike Barnes
LT Tom Drougas	LDT Jim Bailey
LG Glenn Ressler	RDT Joe Ehrmann
C Ken Mendenhall	RDE Joe Schmiesing
RT Elmer Collett	LLB Ted Hendricks
RG Dennis Nelson	MLB Mike Curtis
TE Raymond Chester	RLB Stan White
WR Glenn Doughty	LCB Rex Kern
QB Marty Domres	RCB Nelson Munsey
RB Lydell Mitchell	LS Jack Mildren
RB Don McCauley	RS Rick Volk

PASSING	ATT.	COMP.	YDS.	PCT.	AVG./ATT.	TD	TD%	INT.	INT%	LG	SACKED	RATING
Domres	191	93	1153	48.7	6.04	9	4.7	13	6.8	66t	18/145	55.2
Jones	108	43	539	39.8	4.99	4	3.7	12	11.1	51t	14/126	28.8
Speyrer	1	1	54	100.0	54.00	1	100.0	0	0.0	54t	0/0	158.3
COLTS	300	137	1746	45.7	5.82	14	4.7	25	8.3	66t	32/271	45.2
OPPONENTS	331	199	2599	60.1	7.85	16	4.8	15	4.5	66t	25/200	82.1

1974

RECORD: 2-12 COACH: HOWARD SCHNELLENBERGER (3), JOE THOMAS (11)

FITH – AFC EASTERN DIVISION

HOME: 0-7 AWAY: 2-5

DIV: 1-7 CONF: 1-10 NCONF: 1-2

DATE	RESULTS	OPPONENT	ATTENDANCE
9/15	L 0-30	@ Pittsburgh	48,890
9/22	L 13-20	GREEN BAY	41,252
9/29	L 10-30	@ Philadelphia	64,205
10/6	L 3-42	@ New England	59,502
10/13	L 14-27	BUFFALO	42,089
10/20	W 35-20	@ New York Jets	51,745
10/27	L 7-17	@ Miami	65,868
11/3	L 14-24	CINCINNATI	40,037
11/10	L 6-17	DENVER	37,959
11/17	W 17-7	@ Atlanta	41,278
11/24	L 17-27	NEW ENGLAND	38,971
12/1	L 0-6	@ Buffalo	75,325
12/8	L 16-17	MIAMI	43,553
12/15	L 38-45	NEW YORK JETS	38,168

TEAM STATISTICS	COLTS	OPP
TOTAL FIRST DOWNS	244	237
Rushing	110	120
Passing	109	101
Penalty	25	16
3rd Down M/A/Pct	98/222/44.1	87/198/43.9
TOTAL NET YARDS	3843	4126
Avg. Per Game	274.5	294.7
Total Plays	924	849
Avg. Per Play	4.2	4.9
NET YARDS RUSHING	1818	1961
Avg. Per Game	129.9	140.1
Total Rushes	450	516
NET YARDS PASSING	2025	2165
Avg. Per Game	144.6	154.6
Tackled/Yards Lost	49/399	21/183
Gross Yards	2424	2348
Att./Completions	425/221	312/180
Completion Pct.	52.0	57.7
Had Intercepted	24	10
PUNTS/AVERAGE	71/37.1	67/38.4
PENALTIES/YARDS	66/587	75/737
FUMBLES/BALL LOST	28/13	25/14
TOUCHDOWNS	22	40
Rushing	13	20
Passing	9	16
Defense/Kicking	0/0	4/0

SCORE BY PERIODS	1	2	3	4	TOTAL
COLTS	13	56	48	73	190
OPPONENTS	51	142	62	74	329

SCORING	TDR	TDP	TDRT	PAT	FG	S	TP
Linhart			22-22	12-20			58
Mitchell							42
Jones	5	2					24
Olds	1	2					18
Domres	2						12
Doughty		2					12
Chester		1					6
McCauley		1					6
Orduna		1					6
Speyrer		1					6
COLTS	13	9	0	22-22	12-20	0	190
OPPONENTS	20	16	4	38-40	17-27	0	329

PASSING	ATT.	COMP.	YDS.	PCT.	AVG./ATT.	TD	TD%
Jones	270	143	1610	53.0	5.96	8	3.0
Domres	153	77	803	50.3	5.25	0	0.0
McCauley	2	1	11	50.0	5.50	1	50.0
COLTS	425	221	2424	52.0	5.70	9	2.1
OPPONENTS	312	180	2348	57.7	7.53	16	5.1

FGS	1-19	20-29	30-39	40-49	50+	TOT.
Linhart	0-0	8-8	2-5	2-6	0-1	12-20
COLTS	0-0	8-8	2-5	2-6	0-1	12-20
OPP:	1-1	7-8	7-12	1-5	1-1	17-27
Linhart:	() (37,23,47) (45) (31,27) (42) (37) (37)					
	() (21,26) (37,49) (48,25) (52) (26,40,20) (26)					
OPP.:	(31) (52,39) (20,38,42) () (28,29,33,35) ()					
	(23,42,33) (33,40,18) (37) (45) (33,28)					
	(20,31) (27) (30,37,43,25)					

RUSHING	NO.	YDS.	AVG.	LG	TD
Mitchell	214	757	3.5	31	5
Olds	129	475	3.7	34	1
Jones	39	279	7.2	39	4
Domres	22	145	6.6	21	2
McCauley	30	90	3.0	15	0
Doughty	7	51	7.3	17	0
Scott	2	12	6.0	9	0
Andrews	5	6	1.2	4	0
Orduna	2	3	1.5	2	1
COLTS	450	1818	4.0	39	13
OPPONENTS	516	1961	3.8	69	20

RECEIVING	NO.	YDS.	AVG.	LG	TD
Mitchell	72	544	7.6	24	2
Chester	37	461	12.5	45	1
Doughty	24	300	12.5	27	2
Carr	21	405	19.3	57	0
Olds	21	153	7.3	18	2
Scott	18	317	17.6	45	0
McCauley	17	112	6.6	14	1
Speyrer	9	110	12.2	27	1
Smith	1	14	14.0	14	0
Orduna	1	8	8.0	8	0
COLTS	221	2424	11.0	57	9
OPPONENTS	180	2348	13.0	77	16

INTERCEPTIONS	NO.	YDS.	AVG.	LG	TD
Curtis	3	24	8.0	11	0
Volk	2	0	0.0	0	0
White	1	40	40.0	40	0
Laird	1	15	15.0	15	0
Dickel	1	5	5.0	5	0
Oldham	1	3	3.0	3	0
Nettles	1	0	0.0	0	0
COLTS	10	87	8.7	40	0
OPPONENTS	24	384	16.0	55	3

PUNTING	NO.	YDS.	AVG.	LG	BLK.
Lee	71	2634	37.1	58	1
COLTS	71	2634	37.1	58	1
OPPONENTS	67	2575	38.4	59	0

PUNT RETURNS	NO.	FC	YDS.	AVG.	LG	TD
Berra	16	2	114	7.1	14	0
Laird	11	0	30	2.7	10	0
Speyrer	8	2	54	6.8	18	0
Scott	3	1	31	10.3	14	0
Rudnick	2	0	23	11.5	12	0
Volk	1	0	1	1.0	1	0
Bertuca	1	0	0	0.0	0	0
COLTS	42	5	253	6.0	18	0
OPPONENTS	46	6	413	9.0	66	0

KICKOFF RETURNS	NO.	YDS.	AVG.	LG	TD
Speyrer	22	539	24.5	44	0
Laird	19	499	26.3	55	0
Berra	13	259	19.9	54	0
Orduna	3	68	22.7	24	0
Scott	3	61	20.3	26	0
Mayo	2	23	11.5	14	0
Andrews	1	18	18.0	18	0
McCauley	1	17	17.0	17	0
Rudnick	1	5	5.0	5	0
Oldham	1	0	0.0	0	0
COLTS	66	1489	22.6	55	0
OPPONENTS	45	903	20.1	38	0

USUAL STARTERS PRO BOWLERS IN BOLDFACE

OFFENSE	DEFENSE
WR Roger Carr	LDE Fred Cook
LT David Taylor	LDT Jim Bailey
LG Glenn Ressler	RDT Joe Ehrmann
C Ken Mendenhall	RDE John Dutton
RG Elmer Collett	LLB Tom MacLeod
RT Dennis Nelson	MLB Mike Curtis
TE Raymond Chester	RLB Stan White
WR Glenn Doughty	LCB Ray Oldham
QB Bert Jones	RCB Nelson Munsey
RB Lydell Mitchell	LSB Bruce Laird
RB Bill Olds	RS Rick Volk

ADMINISTRATION
 COACHING STAFF
 FOOTBALL OPERATIONS
 BUSINESS OPERATIONS
 PLAYERS
 2013 SEASON IN REVIEW
 COLTS HISTORY
 RECORDS
 COLTS IN THE COMMUNITY



1975

RECORD: 10-4 COACH: TED MARCHIBRODA

FIRST – AFC EASTERN DIVISION

HOME: 5-2 AWAY: 5-2

DIV: 6-2 CONF: 8-3 NCONF: 2-1

ADMINISTRATION

COACHING STAFF

FOOTBALL OPERATIONS

BUSINESS OPERATIONS

PLAYERS

2013 SEASON IN REVIEW

COLTS HISTORY

RECORDS

COLTS IN THE COMMUNITY

DATE	RESULTS	OPPONENT	ATTENDANCE
9/21	W 35-7	@ Chicago	51,678
9/28	L 20-31	OAKLAND	41,023
10/5	L 13-24	@ Los Angeles Rams	62,491
10/12	L 31-38	BUFFALO	45,791
10/19	L 10-21	@ New England	51,417
10/26	W 45-28	@ New York Jets	55,137
11/2	W 21-7	CLEVELAND	37,285
11/9	W 42-35	@ Buffalo	77,320
11/16	W 52-19	NEW YORK JETS	54,006
11/23	W 33-17	@ Miami	61,986
11/30	W 28-14	KANSAS CITY	44,151
12/7	W 21-0	@ New York Giants	49,863
12/14	W10-7 OT	MIAMI	60,548
12/21	W 34-21	NEW ENGLAND	50,801
12/27	L 10-28	@ Pittsburgh	59,053

TEAM STATISTICS		COLTS	OPP
TOTAL FIRST DOWNS		266	242
Rushing		131	101
Passing		114	124
Penalty		21	17
3rd Down M/A/Pct		105/217/48.4	84/199/42.2
TOTAL NET YARDS		4498	4173
Avg. Per Game		321.3	298.1
Total Plays		928	905
Avg. Per Play		4.8	4.6
NET YARDS RUSHING		2217	1821
Avg. Per Game		158.4	130.1
Total Rushes		536	453
NET YARDS PASSING		2281	2352
Avg. Per Game		162.9	168.0
Tackled/Yards Lost		38/325	59/496
Gross Yards		2606	2848
Att./Completions		354/211	393/193
Completion Pct.		59.6	49.1
Had Intercepted		8	29
PUNTS/AVERAGE		86/39.6	83/38.6
PENALTIES/YARDS		80/760	79/700
FUMBLES/BALL LOST		18/10	29/12
TOUCHDOWNS		52	36
Rushing		28	17
Passing		19	17
Defense/Kicking		5/0	1/1

SCORE BY PERIODS	1	2	3	4	OT	TOTAL
COLTS	96	130	72	94	3	395
OPPONENTS	34	97	52	86	0	269

SCORING	TDR	TDP	TDRT	PAT	FG	S	TP
Mitchell	11	4					90
Linhart				51-52	10-18		81
McCaughey	10	1					66
Doughty		4					24
Olds	2	2					24
Chester		3					18
Jones	3						18
Carr		2					12
Johnson		2					12
Wallace			2				12
Cook			1				6
Dornes	1						6
Leaks	1						6
Munsey			1				6
White			1				6
Kennedy		1					6
Laird						1	2
COLTS	28	19	5	51-52	10-18	1	395
OPPONENTS	17	17	2	35-36	6-10	0	269

FGS	1-9	20-29	30-39	40-49	50+	TOT.
Linhart	2-2	0-3	7-10	1-3	0-0	10-18
COLTS	2-2	0-3	7-10	1-3	0-0	10-18
OPP.	0-0	3-3	1-2	2-3	0-2	6-10
Linhart:	0 (26,31,37)	0 (39,19)	34 (36,46)	(37) 0		
OPP.:	0 (29)	(27) (44)	(52) 0 0 0 (45,36)	(52,28)		
	0 (45,35)	0				

RUSHING	NO.	YDS.	AVG.	LG	TD
Mitchell	289	1193	4.1	70	11
Doughty	47	321	6.8	36	3
Jones	94	281	3.0	14	2
Olds	60	196	3.3	18	10
McCaughey	41	175	4.3	17	1
Leaks	4	46	11.5	20	1
Dornes	1	5	5.0	5	0
Doughty	1	5	5.0	5	0
COLTS	536	2217	4.1	70	28
OPPONENTS	453	1821	4.0	66	17

RECEIVING	NO.	YDS.	AVG.	LG	TD
Mitchell	60	544	9.1	35t	4
Doughty	39	666	17.1	63	4
Chester	38	457	12.0	32	3
Olds	30	194	6.5	28t	2
Carr	23	517	22.5	90t	2
McCaughey	14	93	6.6	32	1
Johnson	4	115	28.8	68t	2
Kennedy	2	15	7.5	12	1
Leaks	1	5	5.0	5	0
COLTS	211	2606	12.4	90t	19
OPPONENTS	193	2848	14.8	91	17

INTERCEPTIONS	NO.	YDS.	AVG.	LG	TD
White	8	135	16.9	32	1
Wallace	4	126	31.5	42t	2
Mumphord	4	58	14.5	28	0
Laird	3	46	15.3	28	0
Munsey	3	36	12.0	30t	1
Oldham	2	23	11.5	13	0
Cheyunski	2	8	4.0	6	0
McLeod	1	50	50.0	50	0
Cook	1	8	8.0	8	0
Curtis	1	3	3.0	3	0
COLTS	29	493	17.0	50	4
OPPONENTS	8	111	13.9	38	0

PUNTING	NO.	YDS.	AVG.	LG	BLK.
Lee	86	3402	39.6	62	1
COLTS	86	3402	39.6	62	1
OPPONENTS	83	3204	38.6	63	3

PUNT RETURNS	NO.	FC	YDS.	AVG.	LG	TD
Stevens	36	8	396	11.0	53	0
Wallace	6	0	43	7.2	14	0
Johnson	0	4	0	0.0	0	0
Oldham	0	3	0	0.0	0	0
COLTS	42	15	439	10.5	53	0
OPPONENTS	51	5	513	10.1	46	0

KICKOFF RETURNS	NO.	YDS.	AVG.	LG	TD
Laird	31	799	25.8	65	0
Stevens	3	71	23.7	31	0
McCaughey	4	86	21.5	29	0
Johnson	7	134	19.1	30	0
Kennedy	2	36	18.0	19	0
Pratt	4	64	16.0	22	0
Wallace	1	0	0.0	0	0
COLTS	52	1190	22.9	65	0
OPPONENTS	70	1655	23.6	99t	1

USUAL STARTERS
PRO BOWLERS IN BOLDFACE

OFFENSE		DEFENSE	
WR Roger Carr	LDE Fred Cook		
LT David Taylor	LDT Mike Barnes		
LG Robert Pratt	RDT Joe Ehrmann		
C Ken Mendenhall	RDE John Dutton		
RG Elmer Collett	LLB Tom MacLeod		
RT George Kunz	MLB Jim Cheyunski		
TE Raymond Chester	RLB Stan White		
WR Glenn Doughty	LCB Lloyd Mumphord		
QB Bert Jones	RCB Nelson Munsey		
RB Lydell Mitchell	LS Bruce Laird		
RB Bill Olds	RS Jackie Wallace		

PASSING	ATT.	COMP.	YDS.	PCT.	AVG./ATT.	TD	TD%	INT.	INT%	LG	SACKED	RATING
Jones	344	203	2483	59.0	7.22	18	5.2	8	2.3	90t	38/325	89.1
Dornes	10	8	123	80.0	12.30	1	10.0	0	0.0	32t	0/0	151.3
COLTS	354	211	2606	59.6	7.36	19	5.4	8	2.3	90t	38/325	90.9
OPPONENTS	393	193	2848	49.1	7.25	17	4.3	29	7.4	91t	59/496	56.9

1976

RECORD: 11-3 COACH: TED MARCHIBRODA

FIRST – AFC EASTERN DIVISION

HOME: 6-1 AWAY: 5-2

DIV: 7-1 CONF: 11-1 NCONF: 0-2

DATE	RESULTS	OPPONENT	ATTENDANCE
9/12	W 27-13	@ New England	43,512
9/19	W 28-27	CINCINNATI	50,621
9/26	L 27-30	@ Dallas	64,237
10/3	W 42-17	TAMPA BAY	43,105
10/10	W 28-14	MIAMI	60,020
10/17	W 31-13	@ Buffalo	71,009
10/24	W 20-0	@ New York Jets	49,768
11/1	W 38-14	HOUSTON	60,020
11/7	W 37-21	@ San Diego	42,827
11/14	L 14-21	NEW ENGLAND	60,020
11/22	W 17-16	@ Miami	62,104
11/28	W 33-16	NEW YORK JETS	46,938
12/4	L 17-24	@ St. Louis	48,282
12/12	W 58-20	BUFFALO	53,729
12/19	L 14-40	PITTSBURGH	60,020

TEAM STATISTICS		COLTS	OPP
TOTAL FIRST DOWNS		301	229
Rushing		133	83
Passing		144	126
Penalty		24	20
3rd Down M/A/Pct	109/200/54.5	70/184/38.0	
TOTAL NET YARDS		5236	4187
Avg. Per Game		374.0	299.1
Total Plays		956	866
Avg. Per Play		5.5	4.8
NET YARDS RUSHING		2303	1844
Avg. Per Game		164.5	131.7
Total Rushes		565	438
NET YARDS PASSING		2933	2343
Avg. Per Game		209.5	167.4
Tackled/Yards Lost	30/288	56/461	
Gross Yards		3221	2804
Att./Completions	361/215	372/192	
Completion Pct.		59.6	51.6
Had Intercepted		10	15
PUNTS/AVERAGE	59/39.7	79/36.9	
NET PUNTING AVG.		34.8	31.1
PENALTIES/YARDS	92/786	89/770	
FUMBLES/BALL LOST	25/18	32/21	
TOUCHDOWNS		51	29
Rushing		26	11
Passing		24	16
Defense/Kicking		1/0	2/0

SCORE BY PERIODS	1	2	3	4	TOTAL
COLTS	72	175	77	93	417
OPPONENTS	46	84	31	85	246

SCORING	TDR	TDP	TDR/T PAT	FG	S	TP
Linhart			49-51	20-27		109
Carr	11					66
McCauley	9	2				66
Mitchell	5	3				48
Leaks	7					42
Doughty		5				30
Chester		3				18
Jones	2					12
Lee	1					6
Luce			1			6
Stevens	1					6
Troup	1					6
Fernandes					1	2
COLTS	26	24	1	49-51	20-27	1 417
OPPONENTS	11	16	2	27-29	15-20	0 246

FGS	1-9	20-29	30-39	40-49	50+	TOT.
Linhart	0-0	9-9	10-11	1-7	0-0	20-27
COLTS	0-0	9-9	10-11	1-7	0-0	20-27
OPP.	1-1	6-6	5-6	2-6	1-1	15-20

Linhart:	(28.32)	(45)	(44,30,24)	(32.38)	(0)	(21)
	(24.35)	(45,25)	(41,39)	(40)	(27)	
	(34.34,44,41,31,38)	(22)	(24,22,36)			
OPP.:	(31,27,39)	(26,51)	(37,18,32)	(40)	(0)	(32,44)
	(0)	(44)	(41,48,44)	(20)	(26)	(22,28,34)

RUSHING	NO.	YDS.	AVG.	LG	TD
Mitchell	289	1200	4.2	43	5
Leaks	118	445	3.8	42	7
McCauley	69	227	3.3	16	9
Lee	41	220	5.4	69t	1
Jones	38	214	5.6	17	2
Troup	5	-1	-0.2	6t	1
Doughty	3	7	2.3	3	0
Stevens	1	3	3.0	3	1
Lee	1	-12	-12.0		
COLTS	565	2303	4.1	69t	26
OPPONENTS	438	1844	4.2	69t	11

RECEIVING	NO.	YDS.	AVG.	LG	TD
Mitchell	60	555	9.3	40t	3
Carr	43	1112	25.9	79t	11
Doughty	40	628	15.7	41	5
McCauley	34	347	10.2	44	2
Chester	24	467	19.5	40	3
Leaks	8	43	5.4	10	0
Scott	3	35	11.7	18	0
Kennedy	1	32	32.0	32	0
Thompson	1	11	11.0	11	0
Lee	1	-9	-9.0		
COLTS	215	3221	15.0	79t	24
OPPONENTS	192	2804	14.6	67t	16

INTERCEPTIONS	NO.	YDS.	AVG.	LG	TD
Wallace	5	105	21.0	41	0
White	3	26	8.7	15	0
Oldham	2	40	20.0	33	0
Luce	2	7	3.5	7	0
Mumphord	1	22	22.0	22	0
Munsey	1	10	10.0	10	0
Cook	1	1	1.0	1	0
COLTS	15	211	14.1	41	0
OPPONENTS	10	146	14.6	31t	1

PUNTING	NO.	YDS.	AVG.	TB	IN20	LG	BLK.
Lee	59	2342	39.7	3	21	56	0
COLTS	59	2342	39.7	3	21	56	0
OPPONENTS	79	2914	36.9	7	7	60	0

PUNT RETURNS	NO.	FC	YDS.	AVG.	LG	TD
Stevens	39	9	315	7.9	44	0
Lee	1	0	0	0.0	0	0
Wallace	0	3	0	0.0	0	0
Oldham	0	1	0	0.0	0	0
COLTS	40	13	315	7.9	44	0
OPPONENTS	33	5	231	7.0	49	0

KICKOFF RETURNS	NO.	YDS.	AVG.	LG	TD
Stevens	30	710	23.7	83	0
Laird	7	143	20.4	25	0
Kennedy	4	64	16.0	23	0
Wallace	3	61	20.3	23	0
Lee	3	24	8.0	14	0
Pratt	1	21	21.0	21	0
Scott	1	20	20.0	20	0
McCauley	1	17	17.0	17	0
Novak	1	12	12.0	12	0
Huff	1	0	0.0	0	0
COLTS	52	1072	20.6	83	0
OPPONENTS	77	1716	22.3	47	0

USUAL STARTERS			
PRO BOWLERS IN BOLDFACE		DEFENSE	
WR	Roger Carr	LDE	Fred Cook
LT	David Taylor	LDT	Mike Barnes
LG	Robert Pratt	RDT	Joe Ehrmann
C	Ken Mendenhall	RDE	John Dutton
RG	Elmer Collett	LLB	Derrel Luce
RT	George Kunz	MLB	Jim Cheyonski
TE	Raymond Chester	RLB	Stan White
WR	Glenn Doughty	LCB	Lloyd Mumphord
QB	Bert Jones	RCB	Nelson Munsey
RB	Lydell Mitchell		Ray Oldham
RB	Roosevelt Leaks	SS	Bruce Laird
		FS	Jackie Wallace
		K	Toni Linhart

PASSING	ATT.	COMP.	YDS.	PCT.	AVG./ATT.	TD	TD%	INT.	INT%	LG	SACKED	RATING
Jones	343	207	3104	60.4	9.05	24	7.0	9	2.6	79t	29/284	102.5
Troup	18	8	117	44.4	6.50	0	0.0	1	5.6	32t	1/4	43.1
COLTS	361	215	3221	59.6	8.92	24	6.6	10	2.8	79t	30/288	99.5
OPPONENTS	372	192	2804	51.6	7.54	16	4.3	15	4.0	67t	56/461	74.0

ADMINISTRATION
COACHING STAFF
FOOTBALL OPERATIONS
BUSINESS OPERATIONS
PLAYERS
2013 SEASON IN REVIEW
COLTS HISTORY
RECORDS
COLTS IN THE COMMUNITY



1977

RECORD: 10-4 COACH: TED MARCHIBRODA

FIRST - AFC EASTERN DIVISION

HOME: 6-1 AWAY: 4-3

DIV: 6-2 CONF: 9-3 NCONF: 1-1

Table with columns: DATE, RESULTS, OPPONENT, ATTENDANCE. Rows include games from 9/18 to 12/24.

Table with columns: SCORING, TDR, TDP, TDRT, PAT, FG, S, TP. Rows include player stats for Linhart, McCauley, Mitchell, etc.

Table with columns: INTERCEPTIONS, NO., YDS., AVG., LG, TD. Rows include stats for Blackwood, White, Laird, etc.

Table with columns: PUNTING, NO., YDS., AVG., TB, IN20, LG, BLK. Rows include stats for Lee, Stevens, Blackwood, etc.

Table with columns: TEAM STATISTICS, COLTS, OPP. Rows include Total First Downs, Rushing, Passing, Penalty, etc.

Table with columns: FGS, Linhart, OPP.:. Rows include field goal statistics and player performance.

Table with columns: PUNT RETURNS, NO., FC, YDS., AVG., LG, TD. Rows include stats for Stevens, Blackwood, Oldham, etc.

Table with columns: KICKOFF RETURNS, NO., YDS., AVG., LG, TD. Rows include stats for Laird, Stevens, McCauley, etc.

Table with columns: RUSHING, NO., YDS., AVG., LG, TD. Rows include stats for Mitchell, Lee, Leaks, etc.

Table with columns: RECEIVING, NO., YDS., AVG., LG, TD. Rows include stats for Mitchell, McCauley, Chester, etc.

Table with columns: USUAL STARTERS, PRO BOWLERS IN BOLDFACE, OFFENSE, DEFENSE. Rows include player names and positions.

Table with columns: SCORE BY PERIODS, 1, 2, 3, 4, TOTAL. Rows include COLTS and OPPONENTS.

Table with columns: PASSING, ATT., COMP., YDS., PCT., AVG./ATT., TD, TD%, INT., INT%, LG, SACKED, RATING. Rows include Jones, Troup, COLTS, OPPONENTS.

1978

RECORD: 5-11 COACH: TED MARCHIBRODA

FIFTH – AFC EASTERN DIVISION

HOME: 2-6 AWAY: 3-5

DIV: 1-7 CONF: 3-9 NCONF: 2-2

DATE	RESULTS	OPPONENT	ATTENDANCE
9/4	L 0-38	@ Dallas	65,053
9/10	L 0-42	MIAMI	47,730
9/18	W 34-27	@ New England	57,284
9/24	L 17-24	@ Buffalo	55,270
10/1	L 14-17	PHILADELPHIA	50,314
10/8	W 30-17	@ St. Louis	47,479
10/15	L 10-33	NEW YORK JETS	48,136
10/22	W 7-6	DENVER	58,857
10/29	L 8-26	@ Miami	53,524
11/6	W 21-17	WASHINGTON	60,762
11/12	W 17-14	@ Seattle	61,905
11/19	L 24-45	CLEVELAND	49,570
11/26	L 14-35	NEW ENGLAND	49,404
12/3	L 16-24	@ New York Jets	50,248
12/9	L 13-35	@ Pittsburgh	41,597
12/17	L 14-21	BUFFALO	40,420

TOTAL STATISTICS	COLTS	OPP
TOTAL FIRST DOWNS	249	291
Rushing	95	153
Passing	124	119
Penalty	30	19

3rd Down M/A/Pct	74/203/36.5	119/241/49.4
TOTAL NET YARDS	4107	5911
Avg. Per Game	256.7	369.4
Total Plays	964	1049
Avg. Per Play	4.3	5.6

NET YARDS RUSHING	2044	3010
Avg. Per Game	127.8	188.1
Total Rushes	532	662

NET YARDS PASSING	2063	2901
Avg. Per Game	129.1	181.3
Tackled/Yards Lost	49/480	30/224
Gross Yards	2543	3125
Att./Completions	383/202	357/191
Completion Pct.	52.7	53.5
Had Intercepted	30	17

PUNTS/AVERAGE	94/37.4	80/35.7
NET PUNTING AVG.	30.6	31.6
PENALTIES/YARDS	90/771	114/1006

FUMBLES/BALL LOST	38/17	36/20
TOUCHDOWNS	31	54
Rushing	9	21
Passing	17	29
Defense/Kicking	4/1	3/1
TIME OF POSSESSION	28:32	31:28

SCORE BY PERIODS	1	2	3	4	TOTAL
COLTS	31	96	42	70	239
OPPONENTS	90	155	70	106	421

SCORING	TDR	TDP	TDRT	PAT	FG	S	TP
Linhart				27-31	8-17		51
Carr	6						36
McCauley	5						30
Leaks	2	2					24
Doughty	3						18
McCall	1	1					12
Washington	1	1					12
Alston	2						12
Blackwood		2					12
Lee	1	1					12
Troup							6
Luca			1				6
Stani	1						6
Burke						1	2
COLTS	9	17	5	27-31	8-17	1	239
OPPONENTS	21	29	4	53-54	14-24	1	421

FGS	1-19	20-29	30-39	40-49	50+	TOT.
Linhart	0-0	5-5	2-7	1-5	0-0	8-17
COLTS	0-0	5-5	2-7	1-5	0-0	8-17
OPP.	1-2	7-8	3-5	3-7	0-2	14-24

Linhart	(37) (0) (21) (46) (43,35) (27) (0) (44,38,30) (22,49) (23) (31) (30,22,41) (0) (36)
OPP.:	(18,45,48) (0) (41,21) (46,26) (26) (23,52,19,30,26) (43,33,26,27) (32) (44) (53) (45) (31) (32,22) (0)

RUSHING	NO.	YDS.	AVG.	LG	TD
Washington	240	956	4.0	29	0
Lee	81	374	4.6	24	1
Leaks	83	266	3.2	11	2
Hardeman	48	244	5.1	46	0
McCauley	44	107	2.4	10	5
Jones	9	38	4.2	14	0
Kirkland	8	35	4.4	18	0
Troup	18	25	1.4	10	1
Doughty	1	-1	-1.0	-1	0
COLTS	532	2044	3.8	46	9
OPPONENTS	662	3010	4.5	63	21

RECEIVING	NO.	YDS.	AVG.	LG	TD
Washington	45	377	8.4	33	1
McCauley	34	296	8.7	21	0
Carr	30	629	21.0	78t	6
Doughty	25	390	15.6	46	3
Alston	18	210	11.7	23t	2
Lee	13	109	8.4	24	1
McCall	11	160	14.5	34	1
Hardeman	10	88	8.8	19	0
Leaks	9	111	12.3	27	2
Stani	6	151	25.2	49	1
Johnson	1	22	22.0	22	0
COLTS	202	2543	12.6	78t	17
OPPONENTS	191	3125	16.4	91t	29

INTERCEPTIONS	NO.	YDS.	AVG.	LG	TD
Thompson	6	52	8.7	31	0
Blackwood	4	146	36.5	79t	2
Simonini	2	4	2.0	3	0
Mumphord	2	20	10.0	19	0
Luca	1	15	15.0	15	0
White	1	12	12.0	12	0
Nettles	1	0	0.0	0	0
COLTS	17	249	14.6	79t	2
OPPONENTS	30	529	17.6	53t	3

PUNTING	NO.	YDS.	AVG.	TB	IN20	LG	BLK.
Lee	92	3513	38.2	9	17	67	2
COLTS	94	3513	37.4	9	17	67	2
OPPONENTS	80	2859	35.7	7	16	79	2

PUNT RETURNS	NO.	FC	YDS.	AVG.	LG	TD
Johnson	25	10	143	5.7	17	0
Washington	7	6	37	5.3	17	0
Burke	1	0	0	0.0	0	0
McCall	1	0	37	37.0	37	0
Blackwood	1	2	2	2.0	2	0
COLTS	35	18	219	6.3	37	0
OPPONENTS	53	10	460	8.7	37	0

KICKOFF RETURNS	NO.	YDS.	AVG.	LG	TD
Johnson	41	927	22.6	57	0
Washington	19	499	26.3	90t	1
McCauley	7	150	21.4	31	0
Hardeman	3	36	12.0	15	0
Blackwood	1	18	18.0	18	0
Morrison	1	6	6.0	6	0
Burke	1	2	2.0	2	0
Van Duynne	1	0	0.0	0	0
O'Dell	0	10	0.0	10	0
COLTS	74	1648	22.3	90t	1
OPPONENTS	52	1271	24.4	102t	1

USUAL STARTERS

OFFENSE	DEFENSE
WR Roger Carr	LDE Fred Cook
LT Wade Griffin	LDT Mike Barnes
LG Robert Pratt	RDT Joe Ehrmann
C Ken Mendenhall	RDE John Dutton
RG Ken Huff	LLB Tom MacLeod
RT Bob Van Duynne	MLB Ed Simonini
TE Mack Alston	FLB Stan White
WR Glenn Doughty	LCB Norm Thompson
QB Bill Troup	RCB Doug Nettles
RB Joe Washington	SS Bruce Laird
RB Roosevelt Leaks	FS Lyle Blackwood

PASSING	ATT.	COMP.	YDS.	PCT.	AVG./ATT.	TD	TD%	INT.	INT%	LG	SACKED	RATING
Troup	296	154	1882	52.0	6.36	10	3.4	21	7.1	67t	32/340	53.6
Kirkland	41	19	211	46.3	5.15	1	2.4	8	19.5	34t	11/78	30.7
Jones	42	27	370	64.3	8.81	4	9.5	1	2.4	78t	6/62	114.2
Washington	4	2	80	50.0	20.00	2	50.0	0	0.0	54t	0/0	135.4
COLTS	383	202	2543	52.7	6.64	17	4.4	30	7.8	78t	49/480	55.9
OPPONENTS	357	191	3125	53.5	8.75	29	8.1	17	4.8	91t	30/224	90.4

ADMINISTRATION
 COACHING STAFF
 FOOTBALL OPERATIONS
 BUSINESS OPERATIONS
 PLAYERS
 2013 SEASON IN REVIEW
 COLTS HISTORY
 RECORDS
 COLTS IN THE COMMUNITY

1979

RECORD: 5-11 COACH: TED MARCHIBRODA
FIFTH – AFC EASTERN DIVISION
HOME: 3-5 AWAY: 2-6
DIV: 3-5 CONF: 4-10 NCONF: 1-1

 ADMINISTRATION
 STAFF
 COACHING
 FOOTBALL OPERATIONS
 BUSINESS OPERATIONS
 PLAYERS
 2013 SEASON IN REVIEW
 COLTS HISTORY
 RECORDS
 COLTS IN THE COMMUNITY

DATE	RESULTS	OPPONENT	ATTENDANCE	SCORING	TDR	TDP	TDR	PAT	FG	S	TP	INTERCEPTIONS	NO.	YDS.	AVG.	LG	TD
9/2	L	0-14 @ Kansas City	50,943	Mike-Mayer				28-29	11-20		61	Shiver	4	85	21.3	52	0
9/9	L26-29	OT TAMPA BAY	39,756	Washington	4	3					62	Blackwood	4	63	15.8	27	0
9/16	L	10-13 @ Cleveland	73,889	McCauley	3	3					36	Braziel	4	49	12.3	31t	1
9/23	L	13-17 @ Pittsburgh	49,483	Hardeman	3	1					24	Laird	3	101	33.7	68	0
9/30	L	13-31 BUFFALO	37,927	McCall	4						24	Thompson	2	38	19.0	26	0
10/7	W	10-8 NEW YORK JETS	37,789	Braziel			2				12	Nettles	2	30	15.0	30	0
10/14	L	16-28 HOUSTON	50,990	Doughty		2					12	Harrison	2	6	3.0	6	0
10/21	W	14-13 @ Buffalo	51,599	Linhart				3-4	3-8		12	White	1	11	11.0	11	0
10/28	W	31-26 NEW ENGLAND	47,042	Siani		2					12	Glasgow	1	-1	-1.0	-1	0
11/4	W	38-28 CINCINNATI	41,299	Alston	1						6	COLTS	23	382	16.6	68	1
11/11	L	0-19 @ Miami	58,226	DeRoo	1						6	OPPONENTS	19	321	16.9	57	1
11/18	L	21-50 @ New England	61,297	Carr	1						6						
11/25	L	24-28 MIAMI	45,862	Jones	1						6						
12/2	L	17-30 @ New York Jets	60,372	Leaks	1						6						
12/9	L	7-10 KANSAS CITY	37,226	Glasgow			1				6						
12/16	W	31-7 @ New York Giants	76,671	COLTS	12	18	3	31-33	14-28	0	271						
				OPPONENTS	15	23	4	37-42	20-28	1	351						

TEAM STATISTICS	COLTS	OPP
TOTAL FIRST DOWNS	291	265
Rushing	97	106
Passing	158	130
Penalty	36	29
3rd Down M/A/Pct	106/257/41.2	84/217/38.7
TOTAL NET YARDS	4846	5074
Avg. Per Game	302.9	317.1
Total Plays	1117	1009
Avg. Per Play	4.3	5.0
NET YARDS RUSHING	1674	2306
Avg. Per Game	104.6	144.1
Total Rushes	515	559
NET YARDS PASSING	3172	2768
Avg. Per Game	198.3	173.0
Tackled/Yards Lost	52/403	39/312
Gross Yards	3575	3080
Att./Completions	550/313	411/203
Completion Pct.	56.9	49.4
Had Intercepted	19	23
PUNTS/AVERAGE	101/36.2	95/40.0
NET PUNTING AVG.	32.3	33.5
PENALTIES/YARDS	137/1239	112/1014
FUMBLES/BALL LOST	36/21	25/16
TOUCHDOWNS	33	42
Rushing	12	15
Passing	18	23
Defense/Kicking	1/2	1/3
TIME OF POSSESSION	30:38	29:22

COLTS	OPPONENTS
FGS	1-19
Mike-Mayer	0-0
Linhart	0-1
COLTS	0-1
OPP.	1-1

COLTS	OPPONENTS
Linhart:	(37) (24,49,38) (26,32,18,28) 0 0 0 0 0
Mike-Mayer:	0 0 0 (27,24) (20,47,33) (41,45) (35,34) (37,44) (41) (28) 0 (42,32) (20) (48,29) (29,46)
OPP.:	0 (31) (37,51,28) (25,41) (41) (18,31) 0 (44,40,37) (42,38) (38) (32,22) (24,29,42) 0 (34,28,27,42,23) (42,43) (40)

RUSHING	NO.	YDS.	AVG.	LG	TD
Washington	242	884	3.7	26	4
Hardeman	109	292	2.7	16	3
McCauley	59	168	2.8	13	3
Leaks	49	145	3.0	17	1
Lantry	31	115	3.7	17	0
Garry	13	41	3.2	14	0
Jones	10	40	4.0	25	1
White	1	3	3.0	3	0
Dilts	1	-14	-14.0	-14	0
COLTS	515	1674	3.3	26	12
OPPONENTS	559	2306	4.1	75	15

RECEIVING	NO.	YDS.	AVG.	LG	TD
Washington	82	750	9.2	43	3
McCauley	55	575	10.5	35	3
McCall	37	536	14.5	36	4
Doughty	34	510	14.6	54	2
Carr	27	400	14.8	37	1
Hardeman	25	115	4.6	14	1
Siani	15	214	14.3	31	2
Leaks	14	119	8.5	15	0
Alston	10	114	11.4	26	1
Burke	6	151	25.2	59	0
DeRoo	4	82	20.5	67	1
Garry	3	9	3.0	12	0
COLTS	313	3575	11.4	67	18
OPPONENTS	203	3080	15.2	74	23

PUNTING	NO.	YDS.	AVG.	TB	IN20	LG	BLK.
Dilts	99	3657	36.9	5	21	53	2
COLTS	101	3657	36.2	5	21	53	2
OPPONENTS	95	3798	40.0	11	11	62	1

PUNT RETURNS	NO.	FC	YDS.	AVG.	LG	TD
Glasgow	44	11	352	8.0	75t	1
Blackwood	4	-1	-1	-0.3	2	0
Thompson	1	0	40	40.0	40	0
COLTS	49	12	391	8.0	75t	1
OPPONENTS	43	24	296	6.9	80t	1

KICKOFF RETURNS	NO.	YDS.	AVG.	LG	TD
Glasgow	50	1126	22.5	58	0
Garry	8	135	16.9	24	0
Laird	3	34	11.3	16	0
Blackwood	3	41	13.7	19	0
McCauley	2	29	14.5	17	0
Hart	1	16	16.0	16	0
Van Duyne	1	12	12.0	12	0
Griffin	1	8	8.0	8	0
Washington	1	1	1.0	1	0
COLTS	70	1402	20.0	58	0
OPPONENTS	57	1067	18.7	43	0

**USUAL STARTERS
PRO BOWLERS IN BOLDFACE**

OFFENSE	DEFENSE
WR Roger Carr	LDE Fred Cook
LT Wade Griffin	LDT Mike Barnes
LG Robert Pratt	RDT Herb Orvis
C Ken Mendenhall	RDE Ron Fernandes
RG Ken Huff	LLB Sanders Shiver
TE Jeff Hart	MLB Ed Simonini
RT Reese McCall	LB Stan White
WR Glenn Doughty	RCB Doug Nettles
QB Greg Landry	LCB Larry Braziel
RB Joe Washington	SS Bruce Laird
RB Don Hardeman	FS Lyle Blackwood

PASSING	ATT.	COMP.	YDS.	PCT.	AVG./ATT.	TD	INT.	INT%	LG	SACKED	RATING
Lantry	457	270	2932	59.1	6.42	15	3.3	67t	42/326	75.3	
Jones	92	43	643	46.7	6.99	3	3.3	3	10/77	67.4	
Washington	1	0	0	0.0	0.00	0	0.0	1	100.0	0.0	
COLTS	550	313	3575	56.9	6.50	18	3.3	19	3.5	67t	52/403
OPPONENTS	411	203	3080	49.4	7.49	23	5.6	23	5.6	74t	39/312

1980

RECORD: 7-9 COACH: MIKE MCCORMACK
FOURTH – AFC EASTERN DIVISION
HOME: 2-6 AWAY: 5-3
DIV: 5-3 CONF: 6-8 NCONF: 1-1

DATE	RESULTS	OPPONENT	ATTENDANCE
9/7	W 17-14	@ New York Jets	54,932
9/14	L 17-20	PITTSBURGH	57,340
9/21	L 16-21	@ Houston	50,815
9/28	W 35-21	NEW YORK JETS	35,533
10/5	W 30-17	@ Miami	55,212
10/12	W 17-12	@ Buffalo	74,853
10/19	L 21-37	NEW ENGLAND	55,346
10/26	L 10-17	ST. LOUIS	36,305
11/2	W 31-24	@ Kansas City	56,112
11/9	L 27-28	CLEVELAND	48,304
11/16	W 10-9	@ Detroit	80,638
11/23	L 21-47	@ New England	61,297
11/30	W 28-24	BUFFALO	39,880
12/7	L 33-34	@ Cincinnati	43,991
12/14	L 14-24	MIAMI	30,564
12/21	L 28-38	KANSAS CITY	29,936

TEAM STATISTICS	COLTS	OPP
TOTAL FIRST DOWNS	327	338
Rushing	128	140
Passing	174	164
Penalty	25	34

3rd Down M/A/Pct	106/223/47.5	100/213/46.9
TOTAL NET YARDS	5206	5546
Avg. Per Game	325.4	346.6
Total Plays	1056	1080
Avg. Per Play	4.9	5.1

NET YARDS RUSHING	2078	2210
Avg. Per Game	129.9	138.1
Total Rushes	527	574

NET YARDS PASSING	3128	3336
Avg. Per Game	195.5	208.5

Tackled/Yards Lost	36/281	30/240
Gross Yards	3409	3576
Att./Completions	493/272	476/260
Completion Pct.	55.2	54.6
Had Intercepted	24	17

PUNTS/AVERAGE	84/38.1	72/39.7
NET PUNTING AVG.	32.7	34.1

PENALTIES/YARDS	104/914	98/775
FUMBLES/BALL LOST	23/13	32/17

TOUCHDOWNS	46	47
Rushing	20	20
Passing	25	21
Defense/Kicking	1/0	4/2

TIME OF POSSESSION	28:29	31:31
--------------------	-------	-------

SCORE BY PERIODS	1	2	3	4	TOTAL
COLTS	55	115	80	105	355
OPPONENTS	93	112	85	97	387

SCORING	TDR	TD	TDRT	PAT	FG	S	TP
Mike-Mayer				43-46	12-23	79	
Dickey	11	2					78
Carr		5					30
McCall		5					30
McCauley	1	4					30
Washington	1	3					24
Burke		3					18
Butler		2					12
Franklin	2						12
Jones	2						12
Sims	2						12
Landry	1						6
Siani		1					6
Shiver			1				6
COLTS	20	25	1	43-46	12-23	0	355
OPPONENTS	20	21	6	45-47	20-30	0	387

FGS	1-19	20-29	30-39	40-49	50+	TOT.
Mike-Mayer	0-0	5-6	3-8	4-7	0-2	12-23
COLTS	0-0	5-6	3-8	4-7	0-2	12-23
OPP.	0-0	10-10	6-10	4-9	0-1	20-30

Mike-Mayer: (50,46) (23,46,20) (30,23,29) (0) (45) (21,35,49) (35) (50,35) (21) (39) (43) (39) (0) (41,37) (43) (32) (32) (25,29) (0) (0) (55,24,48) (49,20) (27,29,37) (47,30) (27,47) (0) (38,47,24,46,44) (22,35) (35,40,47) (32,21) (34) (32,39)

RUSHING	NO.	YDS.	AVG.	LG	TD
Dickey	176	800	4.5	51t	11
Washington	144	502	3.5	17	1
Franklin	83	264	3.2	21	2
Sims	54	186	3.4	13	2
Jones	27	175	6.5	19	2
McCauley	35	133	3.8	12	1
Landry	7	26	3.7	14	1
Carr	1	-8	-8.0	-8	0
COLTS	527	2078	3.9	51t	20
OPPONENTS	574	2210	3.9	27	20

RECEIVING	NO.	YDS.	AVG.	LG	TD
Carr	61	924	15.1	43	5
Washington	51	494	9.7	33	3
Butler	34	574	16.9	42	2
McCauley	34	313	9.2	19	4
Dickey	25	204	8.2	32	2
McCall	18	322	17.9	47	5
Burke	14	185	13.2	19t	3
Franklin	14	112	8.0	16	0
Siani	9	174	19.3	38t	1
Sims	9	64	7.1	13	0
DeRoo	2	34	17.0	18	0
Garry	1	9	9.0	9	0
COLTS	272	3409	12.5	47	25
OPPONENTS	260	3576	13.8	77	21

INTERCEPTIONS	NO.	YDS.	AVG.	LG	TD
Laird	5	71	14.2	18	0
Glasgow	4	65	16.3	29	0
Braziel	2	87	43.5	60	0
Anderson	2	35	17.5	18	0
Shiver	1	34	34.0	34t	1
Woods	1	13	13.0	13	0
Ehrmann	1	5	5.0	5	0
Blackwood	1	0	0.0	0	0
COLTS	17	310	18.2	60	1
OPPONENTS	24	378	15.8	44	1

PUNTING	NO.	YDS.	AVG.	TB	IN20	LG	BLK.
Bragg	82	3203	39.1	5	22	59	2
COLTS	84	3203	38.1	5	22	59	2
OPPONENTS	72	2860	39.7	11	12	66	0

PUNT RETURNS	NO.	FC	YDS.	AVG.	LG	TD
Glasgow	23	15	187	8.1	20	0
Anderson	3	0	1	0.3	1	0
COLTS	26	15	188	7.2	20	0
OPPONENTS	49	13	357	7.3	56	1

KICKOFF RETURNS	NO.	YDS.	AVG.	LG	TD
Glasgow	33	743	22.5	44	0
Anderson	20	386	19.3	35	0
Dickey	4	86	21.5	28	0
Garry	3	55	18.3	24	0
Blackwood	2	41	20.5	25	0
McCauley	1	18	18.0	18	0
LaPointe	1	18	18.0	18	0
Hart	1	17	17.0	17	0
Sims	1	10	10.0	10	0
Footte	1	9	9.0	9	0
COLTS	67	1383	20.6	44	0
OPPONENTS	54	1062	19.7	98t	1

USUAL STARTERS

OFFENSE	DEFENSE
WR Roger Carr	LDE Fred Cook
LT Wade Griffin	LDT Mike Barnes
LG Robert Pratt	RDE Herb Orvis
C Ken Mendenhall	PDE Mike Ozdowski
RG Ken Huff	MLB Sanders Shiver
RT Jeff Hart	MLB Ed Simonini
TE Reese McCall	RLB Mike Woods
WR Ray Butler	LCB Derrick Hatchett
QB Bert Jones	RCB Larry Braziel
RB Joe Washington	SS Bruce Laird
RB Cleveland Franklin	FS Nesby Glasgow

PASSING	ATT.	COMP.	YDS.	PCT.	AVG./ATT.	TD	TD%	INT.	INT%	LG	SACKED	RATING
Jones	446	248	3134	55.6	7.03	23	5.2	21	4.7	47	34/262	75.5
Landry	47	24	275	51.1	5.85	2	4.3	3	6.4	32	2/19	56.1
COLTS	493	272	3409	55.2	6.91	25	5.1	24	4.9	47	36/281	73.5
OPPONENTS	476	260	3576	54.6	7.51	21	4.4	17	3.6	77	30/240	78.9

RECORDS
 COLTS IN THE COMMUNITY
 2013 SEASON IN REVIEW
 PLAYERS
 BUSINESS OPERATIONS
 FOOTBALL OPERATIONS
 COACHING STAFF
 ADMINISTRATION

1982

RECORD: 0-8-1 COACH: FRANK KUSH
14TH - AMERICAN FOOTBALL CONFERENCE

HOME: 0-3-1 AWAY: 0-5

DIV: 0-5 CONF: 0-7 NCONF: 0-1-1

DATE	RESULTS	OPPONENT	ATTENDANCE
9/12	L 13-24	NEW ENGLAND	39,055
9/19	L 20-24	@ Miami	51,999
9/26		NEW YORK JETS	Canceled
10/3		@ Detroit	Canceled
10/10		BUFFALO	Canceled
10/17		@ Cleveland	Canceled
10/24		MIAMI	Postponed to 1/2/83
10/31		TAMPA BAY	Canceled
11/7		@ New England	Canceled
11/14		OAKLAND	Canceled
11/21	L 0-37	@ New York Jets	46,970
11/28	L 0-20	@ Buffalo	33,985
12/5	L 17-20	CINCINNATI	23,598
12/12	L 10-13	@ Minnesota	53,981
12/19	T 20-20	GREEN BAY	25,920
12/26	L 26-44	@ San Diego	49,711
1/2	L 7-34	MIAMI	19,073

TEAM STATISTICS	COLTS	OPP
TOTAL FIRST DOWNS	152	197
Rushing	62	87
Passing	80	89
Penalty	10	21
3rd Down M/A/Pct	50/124/40.3	52/119/43.7
4th Down M/A/Pct	10/17/58.8	2/5/40.0
TOTAL NET YARDS	2483	3296
Avg. Per Game	275.9	366.2
Total Plays	596	605
Avg. Per Play	4.2	5.4
NET YARDS RUSHING	1044	1473
Avg. Per Game	116.0	163.7
Total Rushes	293	348
NET YARDS PASSING	1439	1823
Avg. Per Game	159.9	202.6
Tackled/Yards Lost	20/174	11/97
Gross Yards	1613	1920
Att./Completions	283/142	246/138
Completion Pct.	50.2	56.1
Had Intercepted	10	5
PUNTS/AVERAGE	46/44.4	41/39.9
NET PUNTING AVG.	34.3	35.5
PENALTIES/YARDS	52/433	59/466
FUMBLES/BALL LOST	24/11	11/5
TOUCHDOWNS	12	28
Rushing	4	10
Passing	6	18
Defense/Kicking	1/1	0/0
TIME OF POSSESSION	28:38	31:22

SCORING	TDR	TDP	TDRT	PAT	FG	S	TP
Wood				6-6	6-10		24
Miller				5-5	4-8		17
Butler	2						12
Bouza	2						12
Krauss	1						6
Pagel	1						6
Beach	1						6
Burroughs		1					6
McMillan	1						6
Dickey	1						6
Sherwin			1				6
Dixon	1						6
COLTS	4	6	2	11-11	10-18		0
OPPONENTS	10	18	0	26-28	14-19		0

FGS	1-9	20-29	30-39	40-49	50+	TOT.
Wood	0-0	0-1	3-5	2-3	1-1	6-10
Miller	0-0	1-1	0-3	2-3	1-1	4-8
COLTS	0-0	1-2	3-8	4-6	2-2	10-18
OPP.	1-1	5-5	2-3	6-9	0-1	14-19

WOOD:	(49,37,30)	(51,48)	(32)	(33,40)	(39,25)	(0,0,0)
Miller:	(0,0,0)	(0,0,0)	(23,40,44)	(46,58)	(37,36,34)	(0,0,0)
OPP.:	(24)	(29)	(43,37,19)	(47,34,41)	(0)	(40,40,23,40)
			(40,25,47)	(45,53)	(34,25)	

RUSHING	NO.	YDS.	AVG.	LG	TD
McMillan	101	305	3.0	13	1
Dixon	58	249	4.3	32	1
Dickey	66	232	3.5	25	1
Franklin	43	152	3.5	18	0
Pagel	19	82	4.3	32	1
Butler	3	10	3.3	10	0
Stark	1	8	8.0	8	0
Wright	1	3	3.0	3	0
Schlichter	1	3	3.0	3	0
COLTS	293	1044	3.6	32	4
OPPONENTS	348	1473	4.2	54	10

INTERCEPTIONS	NO.	YDS.	AVG.	LG	TD
Anderson, K.	2	25	12.5	25	0
Burroughs	1	94	94.0	94	1
Bracelin	1	31	31.0	31	0
Hatchett	1	0	0.0	0	0
COLTS	5	150	30.0	94	1
OPPONENTS	10	129	12.9	26	0

PUNTING	NO.	YDS.	AVG.	TB	IN20	LG	BLK.
Stark	46	2044	44.4	12	8	60	0
COLTS	46	2044	44.4	12	8	60	0
OPPONENTS	41	1634	39.9	5	13	67	0

PUNT RETURNS	NO.	FC	YDS.	AVG.	LG	TD
Anderson, L.	8	3	54	6.8	28	0
Glasgow	4	5	24	6.0	8	0
Bouza	2	5	0	0.0	0	0
COLTS	14	13	78	5.6	28	0
OPPONENTS	26	4	226	8.7	29	0

KICKOFF RETURNS	NO.	YDS.	AVG.	LG	TD
Anderson, L.	27	517	19.7	33	0
Dixon	11	197	17.9	27	0
Bouza	3	31	10.3	12	0
Franklin	1	8	8.0	8	0
COLTS	42	753	17.9	33	0
OPPONENTS	25	538	21.5	30	0

SACKS: Colts 11.0; Opponents 20.0; Wisniewski 2.5-18; Krauss 2-28; Bracelin 2-13; Thompson 1.5-11; Cooks 1-9; Delaney 1-9;

USUAL STARTERS

OFFENSE		DEFENSE	
WR	Matt Bouza	LDE	Donnell Thompson
LT	John Sinnott	NT	Leo Wisniewski
LG	Terry Crouch	RDE	Fletcher Jenkins
C	Ray Donaldson	LOLB	Sanders Shiver
RG	Ken Huff	LILB	Johnnie Cooks
RT	Jeff Hart	RILB	Barry Krauss
TE	Tim Sherwin	ROLB	Greg Bracelin
WR	Ray Butler	LCB	James Burroughs
QB	Mike Pagel	RCB	Derrick Hatchett
RB	Curtis Dickey	SS	Larry Anderson
RB	Randy McMillan	FS	Nesby Glasgow

SCORE BY PERIODS	1	2	3	4	TOTAL
COLTS	13	40	23	37	113
OPPONENTS	54	77	68	37	236

PASSING	ATT.	COMP.	YDS.	PCT.	AVG./ATT.	TD	TD%	INT.	INT%	LG	SACKED	RATING
Pagel	221	111	1281	50.2	5.80	5	2.3	7	3.2	53t	16/129	62.4
Schlichter	37	17	197	45.9	5.32	0	0.0	2	5.4	24t	3/35	40.0
Humm	23	13	130	56.5	5.65	0	0.0	1	4.3	18t	1/10	55.0
Wood	1	1	5	100.0	5.00	1	100.0	0	0.0	5t	0/0	127.1
Stark	1	0	0	0.0	0.00	0	0.0	0	0.0	0t	0/0	39.6
COLTS	283	142	1613	50.2	5.70	6	2.1	10	3.5	53t	20/174	60.0
OPPONENTS	246	138	1920	56.1	7.80	18	7.3	5	2.0	55t	11/97	97.3

RECORDS COLTS IN THE COMMUNITY 2013 SEASON IN REVIEW PLAYERS BUSINESS OPERATIONS FOOTBALL OPERATIONS COACHING STAFF ADMINISTRATION

1983

RECORD: 7-9 COACH: FRANK KUSH
FOURTH – AFC EASTERN DIVISION
HOME: 3-5 AWAY: 4-4
DIV: 3-5 CONF: 5-9 NCONF: 2-0

ADMINISTRATION
 STAFF
 COACHING
 FOOTBALL OPERATIONS
 BUSINESS OPERATIONS
 PLAYERS
 2013 SEASON IN REVIEW
 COLTS HISTORY
 RECORDS
 COLTS IN THE COMMUNITY

DATE	RESULTS	OPPONENT	ATTENDANCE
9/4	W 29-23 OT	@ New England	45,526
9/11	L 10-17	DENVER	52,613
9/18	L 23-28	@ Buffalo	40,937
9/25	W 22-19 OT	CHICAGO	35,708
10/2	W 34-31	@ Cincinnati	48,104
10/9	W 12-7	NEW ENGLAND	37,013
10/16	L 7-30	BUFFALO	39,765
10/23	L 7-21	MIAMI	45,768
10/30	W 22-21	@ Philadelphia	59,150
11/6	W 17-14	@ New York Jets	53,323
11/13	L 13-24	PITTSBURGH	61,479
11/20	L 0-37	@ Miami	54,482
11/27	L 23-41	@ Cleveland	65,812
12/4	L 6-10	NEW YORK JETS	35,462
12/11	L 19-21	@ Denver	74,854
12/18	W 20-10	HOUSTON	27,934

TEAM STATISTICS	COLTS	OPP
TOTAL FIRST DOWNS	272	321
Rushing	146	123
Passing	110	166
Penalty	16	32
3rd Dwn. M/A/Pct.	77/226/34.1	83/203/40.9
4th Dwn. M/A/Pct.	4/9/44.4	5/10/50.0
TOTAL NET YARDS	5018	5640
Avg. Per Game	313.6	352.5
Total Plays	1025	1045
Avg. Per Play	4.9	5.4
NET YARDS RUSHING	2695	2118
Avg. Per Game	168.4	132.4
Total Rushes	601	516
NET YARDS PASSING	2323	3522
Avg. Per Game	145.2	220.1
Tackled/Yards Lost	47/340	41/310
Gross Yards	2663	3832
Att./Completions	377/188	488/281
Completion Pct.	49.9	57.6
Had Intercepted	22	20
PUNTS/AVERAGE	91/45.3	80/41.6
NET PUNTING AVG.	36.3	37.2
PENALTIES/YARDS	120/986	79/687
FUMBLES/BALL LOST	32/11	29/16
TOUCHDOWNS	25	45
Rushing	10	13
Passing	12	31
Defense/Kicking	2/1	0/1
TIME OF POSSESSION	29:37	30:23

SCORING	TDR	TDP	TDR/T	PAT	FG	S	TP
Allegre				22-24	30-35		112
Dickey	4	3					42
McMillan	5	1					36
Henry		4					24
Butler		3					18
Anderson, L.			1				6
Cooks			1				6
Moore	1						6
Anderson, K.			1				6
Beach		1					6
Thompson						1	2
COLTS	10	12	3	22-24	30-35	1	264
OPPONENTS	13	31	1	42-45	14-23	0	354

FGS	1-9	20-29	30-39	40-49	50+	TOT.
Allegre	1-1	4-5	11-12	10-12	4-5	30-35
COLTS	1-1	4-5	11-12	10-12	4-5	30-35
OPP.	1-1	4-5	4-6	5-8	0-3	14-23

Allegre:	(25.52,33)	(32)	(28.49,45)	(37.47,45,33)
(19.53)	(52)	(36)	0	(38.39,37,42,27,30)
(46.46,37)	0	(31)	(26.41)	(42.55,41,26.64)
(48.37)				
OPP.:	(36.33,39)	(42)	(50)	(45.49,21)
	(19)	(41)		
	50,23,40,30	0	(62)	(49)
	(42,28)	(42)		
	(26,27)	(31)	(34)	

RUSHING	NO.	YDS.	AVG.	LG	TD
Dickey	254	1122	4.4	56	4
McMillan	198	802	4.1	39t	5
Pagel	54	441	8.2	33	0
Moore	57	205	3.6	13	1
Williams	28	77	2.8	13	0
Reed	2	27	13.5	18	0
Dixon	5	14	2.8	7	0
Stark	1	8	8.0	8	0
Herrmann	1	0	0.0	0	0
Krauss	1	-1	-1.0	-1	0
COLTS	601	2695	4.5	56	10
OPPONENTS	516	2118	4.1	77	13

RECEIVING	NO.	YDS.	AVG.	LG	TD
Henry	30	416	13.9	40t	4
Porter, T.	28	384	13.7	38	0
Bouza	25	385	15.4	26	0
Sherwin	25	358	14.3	30	0
Dickey	24	483	20.1	72t	3
McMillan	24	195	8.1	25	1
Butler	10	207	20.7	60	3
Oatis	6	93	15.5	25	0
Moore	6	38	6.3	16	0
Beach	5	56	11.2	16	1
Williams	4	46	11.5	19	0
Dixon	1	2	2.0	2	0
COLTS	188	2663	14.2	72t	12
OPPONENTS	281	3832	13.6	85t	31

INTERCEPTIONS	NO.	YDS.	AVG.	LG	TD
Hatchett	4	36	9.0	25	0
Glasgow	3	35	11.7	18	0
Anderson, K.	2	81	40.5	71t	1
Bracelin	2	19	9.5	19	0
Delaney	2	16	8.0	11	0
Burroughs	2	8	4.0	8	0
Randle	1	41	41.0	41	0
Williams, K.	1	32	32.0	32	0
Maxwell	1	31	31.0	31	0
Cooks	1	15	15.0	15	0
Anderson, L.	1	0	0.0	0	0
COLTS	20	314	15.7	71t	1
OPPONENTS	22	117	5.3	34	0

PUNTING	NO.	YDS.	AVG.	TB	IN20	LG	BLK.
Stark	91	4124	45.3	9	20	68	0
COLTS	91	4124	45.3	9	20	68	0
OPPONENTS	80	3329	41.6	3	27	64	0

PUNT RETURNS	NO.	FC	YDS.	AVG.	LG	TD
Anderson, L.	20	4	138	6.9	20	0
Porter, R.	14	5	104	7.4	56	0
Williams, K.	9	4	43	4.8	13	0
Glasgow	1	1	9	9.0	9	0
COLTS	44	14	294	6.7	50	0
OPPONENTS	55	7	642	11.7	60t	1

KICKOFF RETURNS	NO.	YDS.	AVG.	LG	TD
Williams, K.	20	494	24.7	90	0
Porter, R.	18	336	18.7	28	0
Anderson, L.	18	309	17.2	26	0
Dixon	2	23	11.5	14	0
Moore	2	40	20.0	23	0
Bouza	1	4	4.0	4	0
Beach	1	0	0.0	0	0
COLTS	62	1198	19.3	90	0
OPPONENTS	61	1138	18.7	38	0

SACKS: Colts 41.0; Opponents 47.0; Maxwell 11-9.0; Bracelin 5.5-50.5; Wisniewski 5-41; Cooks 5-33; Thompson 4-27; Ballard 2-7; Waechter 1.5-13.5; Parker 1.5-13; Odom 1-11; Krauss 1-9; Glasgow 1-6; K. Williams 1-3; Shiver 1-2; K. Anderson 5-4

USUAL STARTERS			
PRO BOWLERS IN BOLDFACE			
OFFENSE	DEFENSE		
WR Matt Bouza,	LDE	Donnell Thompson	
Tracy Porter	NT	Leo Wisniewski	
LT Karl Baldischwiller	RDE	Steve Parker	
LG Chris Hinton	LOLB	Greg Bracelin	
C Ray Donaldson	LILB	Johnie Cooks	
RG Steve Wright	RILB	Barry Krauss	
RT Jeff Hart	ROLB	Vernon Maxwell	
TE Tim Sherwin	LCB	James Burroughs	
WR Ray Butler,	RCB	Derrick Hatchett,	
Bernard Henry		Tate Randle	
QB Mike Pagel	SS	Larry Anderson	
RB Curtis Dickey	FS	Nesby Glasgow	
RB Randy McMillan			

PASSING	ATT.	COMP.	YDS.	PCT.	AVG./ATT.	TD	TD%	INT.	INT%	LG	SACKED	RATING
Pagel	328	163	2353	49.7	7.17	12	3.7	17	5.2	72t	40/278	64.0
Herrmann	36	18	256	50.0	7.11	0	0.0	3	8.3	35t	7/62	38.8
Reed	10	6	34	60.0	3.40	0	0.0	1	10.0	16t	0/0	26.7
Taylor	2	1	20	50.0	10.00	0	0.0	1	0.0	20t	0/0	45.8
Stark	1	0	0	0.0	0.00	0	0.0	0	0.0	0t	0/0	39.6
COLTS	377	188	2663	49.9	7.06	12	3.2	22	5.8	72t	47/340	59.4
OPPONENTS	488	281	3832	57.6	7.85	31	6.4	20	4.0	85t	41/310	87.4

1984

RECORD: 4-12 COACH: FRANK KUSH (15), HAL HUNTER (1)

FOURTH – AFC EASTERN DIVISION

HOME: 2-6 AWAY: 2-6

DIV: 2-6 CONF: 4-8 NCONF: 0-4

*Sellout

DATE	RESULTS	OPPONENT	ATTENDANCE
9/2	L 14-23	NEW YORK JETS	*60,398
9/9	W 35-21	@ Houston	43,820
9/16	L 33-34	ST. LOUIS	*60,274
9/23	L 7-44	@ Miami	55,413
9/30	W 31-17	BUFFALO	*60,032
10/7	L 7-35	WASHINGTON	*60,012
10/14	L 7-16	@ Philadelphia	50,277
10/21	W 17-16	PITTSBURGH	*60,026
10/28	L 3-22	@ Dallas	58,724
11/4	L 10-38	SAN DIEGO	*60,143
11/11	W 9-5	@ New York Jets	51,066
11/18	L 17-50	NEW ENGLAND	*60,009
11/25	L 7-21	@ Los Angeles Raiders	40,289
12/2	L 15-21	@ Buffalo	20,693
12/9	L 17-35	MIAMI	*60,411
12/16	L 10-16	@ New England	22,363

TEAM STATISTICS	COLTS	OPP
TOTAL FIRST DOWNS	254	343
Rushing	114	124
Passing	117	194
Penalty	23	25
3rd Dwn. M/A/Pct.	65/214/29.9	97/229/42.4
4th Dwn. M/A/Pct.	15/24/62.5	8/17/47.0
TOTAL NET YARDS	4132	5577
Avg. Per Game	258.3	348.6
Total Plays	979	1116
Avg. Per Play	4.2	5.0
NET YARDS RUSHING	2025	2007
Avg. Per Game	126.6	125.4
Total Rushes	510	559
NET YARDS PASSING	2107	3570
Avg. Per Game	131.7	223.1
Tackled/Yards Lost	58/436	42/320
Gross Yards	2543	3890
Att./Completions	411/206	515/298
Completion Pct.	50.1	57.9
Had Intercepted	22	18
PUNTS/AVERAGE	98/44.7	80/42.0
NET PUNTING AVG.	37.2	36.6
PENALTIES/YARDS	95/798	98/813
FUMBLES/BALL LOST	35/17	29/13
TOUCHDOWNS	28	50
Rushing	13	16
Passing	13	31
Defense/Kicking	1/1	3/0
TIME OF POSSESSION	27:24	32:36

SCORE BY PERIODS	1	2	3	4	TOTAL
COLTS	31	87	46	75	239
OPPONENTS	92	143	74	105	414

SCORING	TDR	TDP	TDRT	PAT	FG	S	TP
Allegre				14-14	11-18		47
Butler		6					36
McMillan	5						20
Biasucci				13-14	3-5		32
Dickey	3						18
Henry		2					12
Middleton	1	1					12
Moore	2						12
Porter		2					12
Young		2					12
Kafentzis			1				6
Pagel	1						6
Schlichter	1						6
Smith			1				6
Hurmonst						1	2
COLTS	13	13	2	27-28	14-23	1	239
OPPONENTS	16	31	3	47-50	21-23	0	414

FGS	1-9	10-29	30-39	40-49	50+	TOT.
Allegre	0-0	4-4	1-2	3-6	3-6	11-18
Biasucci	0-0	1-1	0-0	1-1	1-3	3-5
COLTS	0-0	5-5	1-2	4-7	4-9	14-23
OPP.	2-2	9-9	5-5	4-6	1-1	21-23

Allegre: 0 0 0 0 0 (52) (41) (52) (34,54)
 (44,47,46,25,45) (35,61) 0 (28,21) (52,54)
 (25,42)

Biasucci: 0 0 (21,50) (55) (52,43) 0 0 0 0 0 0 0 0 0 0
 OPP.: (43,29) 0 (47,46) (27,44) (23) 0 (34,32,33)
 (53,25,43) (19,19,24) (23) (27) (28,40) 0 0 0
 (21,34,36)

RUSHING	NO.	YDS.	AVG.	LG	TD
McMillan	163	705	4.3	311	5
Dickey	131	523	4.0	30	3
Middleton	92	275	3.0	20	1
Pagel	26	149	5.7	23	1
Schlichter	19	145	7.6	22	1
Moore	38	127	3.3	18	2
Wonsley	37	111	3.0	13	0
Stark	2	0	0.0	0	0
Smith	2	-10	-5.0	-3	0
COLTS	510	2025	4.0	311	13
OPPONENTS	559	2007	3.6	30	16

RECEIVING	NO.	YDS.	AVG.	LG	TD
Butler	43	664	15.4	74	6
Porter	39	590	15.1	63	2
Bouza	22	270	12.3	22	0
McMillan	19	201	10.6	44	0
Middleton	15	112	7.5	16	1
Young	14	164	11.7	28	2
Dickey	14	135	9.6	33	0
Shenwin	11	169	15.4	26	0
Henry	11	139	12.6	19	2
Moore	9	52	5.8	12	0
Wonsley	9	47	5.2	17	0
COLTS	206	2543	12.3	74	13
OPPONENTS	298	3890	13.1	80	31

INTERCEPTIONS	NO.	YDS.	AVG.	LG	TD
Daniel	6	25	4.2	18	0
Randle	3	66	22.0	54	0
Krauss	3	20	6.7	18	0
Burroughs	3	9	3.0	6	0
Kafentzis	1	59	59.0	59	1
Glasgow	1	8	8.0	8	0
Davis	1	3	3.0	3	0
COLTS	18	190	10.6	59	1
OPPONENTS	22	423	19.2	50	2

PUNTING	NO.	YDS.	AVG.	TB	IN20	LG	BLK.
Stark	98	4383	44.7	7	21	72	0
COLTS	98	4383	44.7	7	21	72	0
OPPONENTS	80	3363	42.0	8	29	66	0

PUNT RETURNS	NO.	FC	YDS.	AVG.	LG	TD
Anderson	27	7	182	6.7	19	0
Glasgow	7	2	79	11.3	35	0
Bouza	3	3	17	5.7	11	0
Padjen	1	0	0	0.0	0	0
COLTS	38	12	278	7.3	35	0
OPPONENTS	62	15	600	9.7	38	0

KICKOFF RETURNS	NO.	YDS.	AVG.	LG	TD
Anderson	22	525	23.9	69	0
Smith	32	651	20.3	96	1
Kafentzis	5	69	13.8	22	0
Wonsley	4	52	13.0	20	0
Moore	2	19	9.5	10	0
Middleton	1	11	11.0	11	0
Hathaway	1	2	2.0	2	0
Sherwin	1	2	2.0	2	0
Radachowsky	1	0	0.0	0	0
COLTS	69	1331	19.3	96	1
OPPONENTS	42	849	20.2	45	0

SACKS: Colts 42.0; Opponents 58.0; Cooks 11.5-10.3; Maxwell 8.5-57; Wisniewski 7-45; Thompson 4-29; Odum 3-31; White 2-16; Bracelin 2-14; Winter 2-11; Krauss 1-8; Parker 1-6

USUAL STARTERS

OFFENSE		DEFENSE	
WR	Tracy Porter	LDE	Donnell Thompson
LT	Chris Hinton,	NT	Leo Wisniewski
	Steve Wright	RDE	Blaize Winter
LG	Ben Utt	LOLB	Johnnie Cooks
C	Ray Donaldson	LILB	Cliff Odum
RG	Ron Solt	RILB	Barry Krauss
RT	Jim Mills	ROLB	Vernon Maxwell
TE	Dave Young	LCB	Preston Davis
WR	Ray Butler	RCB	Eugene Daniel
QB	Mike Pagel	SS	Mark Kafentzis
RB	Curtis Dickey	FS	Nesby Glasgow
RB	Randy McMillan		

PASSING	ATT.	COMP.	YDS.	PCT.	AVG./ATT.	TD	TD%	INT.	INT%	LG	SACKED	RATING
Pagel	212	114	1426	53.8	6.73	8	3.8	8	3.8	54	28/201	71.8
Schlichter	140	62	702	44.3	5.01	3	2.1	7	5.0	54	23/170	46.2
Herrmann	56	29	352	51.8	6.29	1	1.8	6	10.7	74	7/65	37.8
Dickey	1	1	63	100.0	63.00	1	100.0	0	0.0	63	0/0	158.3
Moore	1	0	0	0.0	0.00	0	0.0	0	0.0	0	0/0	39.6
Stark	1	0	0	0.0	0.00	0	0.0	1	100.0	0	0/0	0.0
COLTS	411	206	2543	50.1	6.19	13	3.2	22	5.4	74	58/436	57.9
OPPONENTS	515	298	3890	57.9	7.55	31	6.0	18	3.5	80	42/320	87.3

ADMINISTRATION
 COACHING STAFF
 FOOTBALL OPERATIONS
 BUSINESS OPERATIONS
 PLAYERS
 2013 SEASON IN REVIEW
 COLTS HISTORY
 RECORDS
 COLTS IN THE COMMUNITY



1985

RECORD: 5-11 COACH: ROD DOWHOWER

FOURTH – AFC EASTERN DIVISION

HOME: 4-4 AWAY: 1-7

DIV: 1-7 CONF: 2-10 NCONF: 3-1

ADMINISTRATION

COACHING STAFF

FOOTBALL OPERATIONS

BUSINESS OPERATIONS

PLAYERS

2013 SEASON IN REVIEW

COLTS HISTORY

RECORDS

COLTS IN THE COMMUNITY

*Sellout

DATE	RESULTS	OPPONENT	ATTENDANCE
9/8	L 3-45	@ Pittsburgh	57,249
9/15	L 13-30	@ Miami	53,693
9/22	W 14- 6	DETROIT	*60,042
9/29	L 20-25	@ New York Jets	61,987
10/6	W 49-17	BUFFALO	*60,003
10/13	L 10-15	DENVER	*60,128
10/20	L 9-21	@ Buffalo	28,430
10/27	W 37-10	GREEN BAY	*59,708
11/3	L 17-35	NEW YORK JETS	*59,683
11/10	L 15-34	@ New England	54,176
11/17	L 20-34	MIAMI	*59,666
11/24	L 7-20	@ Kansas City	21,762
12/1	L 31-38	NEW ENGLAND	*56,740
12/8	L 10-17	@ Chicago	59,997
12/15	W 31-23	@ Tampa Bay	25,577
12/22	W 34-16	HOUSTON	*55,818

TEAM STATISTICS COLTS OPP

TOTAL FIRST DOWNS	282	330
Rushing	131	124
Passing	130	192
Penalty	21	14
3rd Dwn. M/A/Pct.	81/215/37.7	103/229/45.0
4th Dwn. M/A/Pct.	12/17/70.6	10/14/71.4
TOTAL NET YARDS	5006	5599
Avg. Per Game	312.9	349.9
Total Plays	988	1079
Avg. Per Play	5.1	5.2
NET YARDS RUSHING	2439	2145
Avg. Per Game	152.4	134.1
Total Rushes	485	539
NET YARDS PASSING	2567	3454
Avg. Per Game	160.4	215.9
Tackled/Yards Lost	35/244	36/267
Gross Yards	2811	3721
Att./Completions	468/235	504/275
Completion Pct.	50.2	54.6
Had Intercepted	20	16
PUNTS/AVERAGE	80/44.8	72/41.4
NET PUNTING AVG.	34.2	33.0
PENALTIES/YARDS	87/678	90/699
FUMBLES/BALL LOST	27/14	32/17
TOUCHDOWNS	39	45
Rushing	22	20
Passing	15	24
Defense/Kicking	1/1	0/1
TIME OF POSSESSION	28:49	31:11

SCORE BY PERIODS 1 2 3 4 TOTAL

COLTS	65	98	52	105	320
OPPONENTS	81	145	64	96	386

SCORING	TDR	TOP	TDRT	PAT	FG	S	TP
Allegre				36-39	16-26		84
McMillan	7						42
Beach		6					36
Wonsley	6						36
Capers	1	4					30
Bentley	2						12
Bouza		2					12
Butler		2					12
Gill	2						12
Pagel	2						12
Kofler	1						6
Martin			1				
GMiddleton	1						6
Young			1				6
Williams		1					6
Randle						1	2
COLTS	22	15	2	36-39	16-26	1	320
OPPONENTS	20	24	1	41-45	25-31	0	386

FGS 1-19 20-29 30-39 40-49 50+ TOT.

Allegre	0-0	9-11	5-6	2-6	0-3	16-26	
COLTS	0-0	9-11	5-6	2-6	0-3	16-26	
OPP.	1-1	6-8	8-8	10-12	0-2	25-31	

Allegre:	(39)	(35)	(48,51)	(40,29)	(53,28)	(41,27,38)	
	(24,26,47,22,44)	(23)	(0)	(28,30)	(46)	(25)	
	(25,30,55)	(33,21)	(0)				
OPP.:	(30,51)	(22,25,52,40)	(37,35)	(22,35,48,45)			
	(45)	(43,32,30,18,28)	(0)	(29)	(0)	(41,30)	
	(45,44,26)	(29,42)	(35)	(20)	(48,48)	(45)	

RUSHING NO. YDS. AVG. LG TD

McMillan	190	858	4.5	38	7
Wonsley	138	716	5.2	36	6
Bentley	54	288	5.3	26	2
Gill	45	262	5.8	67	2
Pagel	25	160	6.4	29	2
Middleton	13	35	2.7	13	1
Dickey	9	34	3.8	11	0
Kofler	4	33	8.3	23	1
Martin	1	23	23.0	23	0
Capers	3	18	6.0	20	1
Schlichter	2	13	6.5	9	0
Butler	1	-1	-1.0	-1	0
COLTS	485	2439	5.0	67	22
OPPONENTS	539	2145	4.0	28	20

RECEIVING NO. YDS. AVG. LG TD

Beach	36	376	10.4	30	6
Wonsley	30	257	8.6	26	0
Bouza	27	381	14.1	40	2
Capers	25	438	17.5	80	4
Boyer	25	274	11.0	33	0
McMillan	22	115	5.2	17	0
Butler	19	345	18.2	72	2
Bentley	11	85	7.7	16	0
Martin	10	128	12.8	22	0
Williams	9	175	19.4	30	1
Sherwin	5	64	12.8	29	0
Middleton	5	54	10.8	34	0
Gill	5	52	10.4	20	0
Dickey	3	30	10.0	11	0
Henry	2	31	15.5	16	0
Pagel	1	6	6.0	6	0
COLTS	235	2811	12.0	80	15
OPPONENTS	275	3721	13.5	59	24

INTERCEPTIONS	NO.	YDS.	AVG.	LG	TD
Daniel	8	53	6.6	29	0
Davis	2	14	7.0	7	0
Cooks	1	7	7.0	7	0
Anderson	1	1	1.0	1	0
Bickett	1	0	0.0	0	0
Krauss	1	0	0.0	0	0
Randle	1	0	0.0	0	0
Young	1	0	0.0	0	0
COLTS	16	75	4.7	29	0
OPPONENTS	20	232	11.6	41	0

PUNTING NO. YDS. AVG. TB IN20 LG BLK.

Stark	78	3584	45.9	14	12	68	2
COLTS	80	3584	44.8	14	12	68	2
OPPONENTS	72	2982	41.4	8	19	64	1

PUNT RETURNS NO. FC YDS. AVG. LG TD

Martin	40	7	443	11.1	70	1
Daniel	1	1	6.0	6	0	0
Lowry	1	0	0.0	0	0	0
Young	0	1	0.0	0	0	0
COLTS	42	9	449	10.7	70	1
OPPONENTS	43	8	572	13.3	77	1

KICKOFF RETURNS NO. YDS. AVG. LG TD

Bentley	27	674	25.0	48	0
Martin	32	638	19.9	36	0
Williams	3	44	14.7	21	0
Middleton	1	20	20.0	20	0
Young	2	15	7.5	17	0
Gill	1	6	6.0	6	0
Lee	1	6	6.0	6	0
COLTS	67	1403	20.9	48	0
OPPONENTS	59	1189	20.2	47	0

SACKS: Colts 36.0; Opponents 35.0; Bickett 6-4;

Virkus 5-45; Cooks 5-36; Scott 5-32; Thompson 4-24; Smith 3-8; Glasgow 2-20; Odom 2-14; White 1-14; Lee 1-13; Krauss 1-12; Broughton 1-5

USUAL STARTERS

PRO BOWLERS IN BOLDFACE

OFFENSE	DEFENSE
WR Wayne Capers	LDE Donald Thompson
LT Chris Hinton	NT Brann White
LG Ben Utt	RDE Chris Scott
C Ray Donaldson	LOLB Johnnie Cooks
RG Ron Solt	LILB Cliff Odom
RT Karl Baldischwiler	RILB Barry Krauss
TE Pat Beach	ROLB Duane Bickett
WR/TE Ray Butler,	LCB Preston Davis
Mark Boyer	RCB Eugene Daniel
QB Mike Pagel	SS Nesby Glasgow
RB Randy McMillan,	FS Anthony Young
RB George Wonsley	P Rohn Starkx

PASSING	ATT.	COMP.	YDS.	PCT.	AVG./ATT.	TD	TD%	INT.	INT%	LG	SACKED	RATING
Pagel	393	199	2414	50.5	6.13	14	3.6	15	3.8	80t	25/180	66.0
Kofler	48	23	284	47.9	5.92	1	2.1	3	6.3	33t	8/58	47.5
Schlichter	25	12	107	48.0	4.28	0	0.0	2	8.0	16t	2/6	26.7
Bentley	1	1	6	100.0	6.00	0	0.0	0	0.0	6t	0/0	158.3
Stark	1	0	0	0.0	0.00	0	0.0	0	0.0	0t	0/0	0.0
COLTS	468	235	2811	50.2	6.00	15	3.2	20	4.3	80t	35/244	61.6
OPPONENTS	504	275	3721	54.6	7.38	24	4.8	16	3.2	59t	36/267	81.8

1986

RECORD: 3-13 COACH: ROD DOWHWOWER (13), RON MEYER (3)

FIFTH – AFC EASTERN DIVISION

HOME: 1-7 AWAY: 2-6

DIV: 1-7 CONF: 2-10 NCONF: 1-3

*Sellout

DATE	RESULTS	OPPONENT	ATTENDANCE
9/7	L 3-33	@ New England	55,208
9/14	L 10-30	@ Miami	51,848
9/21	L 7-24	LOS ANGELES RAMS	*59,012
9/28	L 7-26	NEW YORK JETS	56,075
10/5	L 14-35	@ San Francisco	57,252
10/12	L 14-17	NEW ORLEANS	53,512
10/19	L 13-24	@ Buffalo	50,050
10/26	L 13-17	MIAMI	*58,350
11/2	L 9-24	CLEVELAND	*57,962
11/9	L 21-30	NEW ENGLAND	*56,890
11/16	L 16-31	@ New York Jets	65,149
11/23	L 17-31	@ Houston	31,792
11/30	L 3-17	SAN DIEGO	47,950
12/7	W 28-23	@ Atlanta	30,397
12/14	W 24-14	BUFFALO	52,783
12/21	W 30-24	@ Los Angeles Raiders	41,349

TEAM STATISTICS		COLTS	OPP
TOTAL FIRST DOWNS		278	334
Rushing		77	123
Passing		173	185
Penalty		28	26
3rd Dwn. M/A/Pct.		78/225/34.7	86/206/41.7
4th Dwn. M/A/Pct.		10/29/34.5	15/20.0
TOTAL NET YARDS		4700	5701
Avg. Per Game		293.8	356.3
Total Plays		1046	1051
Avg. Per Play		4.5	5.4
NET YARDS RUSHING		1491	1962
Avg. Per Game		93.2	122.6
Total Rushes		407	517
NET YARDS PASSING		3209	3739
Avg. Per Game		200.6	233.7
Tackled/Yards Lost		53/406	24/194
Gross Yards		3615	3933
Att./Completions		586/300	510/306
Completion Pct.		51.2	60.0
Had Intercepted		24	16
PUNTS/AVERAGE		81/44.7	67/40.7
NET PUNTING AVG.		36.9	35.5
PENALTIES/YARDS		99/880	100/728
FUMBLES/BALL LOST		41/20	41/19
TOUCHDOWNS		27	47
Rushing		10	14
Passing		16	28
Defense/Kicking		0/1	4/1
TIME OF POSSESSION		29:12	30:48

SCORE BY PERIODS	1	2	3	4	TOTAL
COLTS	51	41	55	82	229
OPPONENTS	123	101	106	70	400

SCORING	TDR	TDPTDRT	PAT	FG	S	TP
Biasucci			26-27	13-25		65
Brooks	8					48
Bouza	5					30
Bentley	3					18
McMillan	3					18
Hogeboom	1					6
Trudeau	1					6
Wonsley	1					6
Gill	1					6
Daniel		1				6
Boyer	1					6
Beach	1					6
Sherwin	1					6
Leiding					1	2
COLTS	10	16	1	26-27	13-25	1229
OPPONENTS	14	28	5	46-47	24-35	0

FGS	1-19	20-29	30-39	40-49	50+	TOT.
Biasucci	0-0	4-4	2-5	5-8	2-8	13-25
COLTS	0-0	4-4	2-5	5-8	2-8	13-25
OPP.	2-2	7-8	9-13	6-10	0-2	24-35

Biasucci:	(25,56)	(23)	(60)	(48)	(49,5,4)	(37)	(46,44)	
	(39,45)	(40)	(56,5,4)	(37)	(40,27)	(52)	(32,30,52)	
OPP.:	(38,39,49,25)	(27,45)	(46)	(34,48,47,24)	(30,46)	(37,50,46)	(29,37)	(51,38)
	(38,31,24)	(32)	(34,32)	(19,43,26)	(19,45,26)	(46)	(20,32)	

RUSHING	NO.	YDS.	AVG.	LG	TD
McMillan	189	609	3.2	28	3
Bentley	73	351	4.8	70	3
Gill	53	228	4.3	18	1
Wonsley	60	214	3.6	46	1
Trudeau	13	21	1.6	8	1
Kiel	3	20	6.7	9	0
Hogeboom	10	20	2.0	6	1
Bouza	1	12	12.0	11	0
Capers	1	11	11.0	11	0
Brooks	4	5	1.3	12	0
COLTS	407	1491	3.7	70	10
OPPONENTS	517	1962	3.8	40	14

RECEIVING	NO.	YDS.	AVG.	LG	TD
Bouza	71	830	11.7	33	5
Brooks	65	1131	17.4	84	8
McMillan	34	289	8.5	45	0
Beach	25	265	10.6	26	1
Bentley	25	230	9.2	38	0
Boyer	22	237	10.8	38	1
Wonsley	16	175	10.9	60	0
Gill	16	137	8.6	15	0
Capers	9	118	13.1	27	0
LaFleur	7	56	8.0	11	0
Harbour	4	46	11.5	28	0
Sherwin	3	26	8.7	15	1
Murray	2	34	17.0	24	0
Martin	1	41	41.0	41	0
COLTS	300	3615	12.1	84	16
OPPONENTS	306	3933	12.9	72	28

INTERCEPTIONS	NO.	YDS.	AVG.	LG	TD
Coleman	4	36	9.0	31	0
Hicks	2	16	8.0	16	0
Bickett	2	10	5.0	10	0
Daniel, E.	2	6	3.0	3	0
Daniel, K.	2	5	2.5	5	0
Holt	1	80	80.0	80	0
Hand	1	8	8.0	8	0
Armstrong	1	4	4.0	4	0
Cooks	1	1	1.0	1	0
COLTS	16	166	10.4	80	0
OPPONENTS	24	310	12.9	40	2

PUNTING	NO.	YDS.	AVG.	TB	IN20	LG	BLK.
Stark	76	3432	45.2	5	23	63	0
Kiel	5	190	38.0	0	0	43	0
COLTS	81	3622	44.7	5	23	63	0
OPPONENTS	67	2725	40.7	4	21	60	1

PUNT RETURNS	NO.	FC	YDS.	AVG.	LG	TD
Brooks	18	7	141	7.8	18	0
Martin	17	5	109	6.4	25	0
Jackson	0	1	0	0.0	0	0
COLTS	35	13	250	7.1	25	0
OPPONENTS	52	5	533	10.3	7	1

KICKOFF RETURNS	NO.	YDS.	AVG.	LG	TD
Bentley	32	687	21.5	37	0
Martin	21	385	18.3	27	0
Brooks	8	143	17.9	24	0
Daniel, K.	5	109	21.8	30	0
Gill	5	73	14.6	28	0
Wonsley	2	31	15.5	20	0
Williams	1	15	15.0	15	0
COLTS	73	1443	19.5	37	0
OPPONENTS	44	827	19.2	41	0

SACKS: Colts 24.0; Opponents 53.0; Bickett 6-58; Hand 5-32; Thompson 4-18.5; Armstrong 3-21; Ahrens 2-26; Cooks 1-13; Odom 1-10; Broughton 1-9; Kellar 1-6.5

USUAL STARTERS			
PRO BOWLERS IN BOLDFACE		OFFENSE	DEFENSE
WR	Bill Brooks	LDE	Donnell Thompson
LT	Chris Hinton	NT	Willie Broughton,
LG	Ben Utt		Scott Kellar
C	Ray Donaldson	RDE	Jon Hand
RG	Ron Solt	LOLB	Johnie Cooks
RT	Kevin Call	LILB	Cliff Odom
TE	Pat Beach	RILB	Dave Ahrens
WR	Matt Bouza	ROLB	Duane Bickett
QB	Jack Trudeau	LCB	Leonard Coleman
RB	Randy McMillan	RCB	Eugene Daniel
TE/RB	Mark Boyer,	SS	Nesby Glasgow
	George Wonsley	FS	Dwight Hicks,
			Tate Randle
		P	Rohn Stark

PASSING	ATT.	COMP.	YDS.	PCT.	AVG./ATT.	TD	TD%	INT.	INT%	LG	SACKED	RATING
Trudeau	417	204	2225	48.9	5.34	8	1.9	18	4.3	84	29/213	53.6
Hogeboom	144	85	1154	59.0	8.01	6	4.2	6	4.2	60	18/144	81.2
Kiel	25	11	236	44.0	9.44	2	8.0	0	0.0	50	5/42	104.8
Bentley	0	0	0	0.0	0.0	0	0.0	0	0.0	0	1/7	0.0
COLTS	586	300	3615	51.2	6.17	16	2.7	24	4.1	84	53/406	62.5
OPPONENTS	510	306	3933	60.0	7.71	28	5.5	16	3.1	72	24/194	89.6

RECORDS
 COLTS HISTORY
 2013 SEASON IN REVIEW
 PLAYERS
 BUSINESS OPERATIONS
 FOOTBALL OPERATIONS
 COACHING STAFF
 ADMINISTRATION
 COLTS IN THE COMMUNITY

1987

RECORD: 9-6 COACH: RON MEYER
FIRST – AFC EASTERN DIVISION
HOME: 4-4 AWAY: 5-2
DIV: 5-3 CONF: 8-6 NCONF: 1-0
***Sellout**

DATE	RESULTS	OPPONENT	ATTENDANCE
9/13	L 21-23	CINCINNATI	*59,387
9/20	L 10-23	MIAMI	57,524
9/27		@ St. Louis	Canceled
10/4	W 47-6	@ Buffalo	9,860
10/11	W 6-0	NEW YORK JETS	34,927
10/18	L 7-21	@ Pittsburgh	34,627
10/25	W 30-16	NEW ENGLAND	48,850
11/1	W 19-14	@ New York Jets	60,863
11/8	L 13-16	SAN DIEGO	60,459
11/15	W 40-21	@ Miami	65,433
11/22	L 0-24	@ New England	59,906
11/29	W 51-27	HOUSTON	54,999
12/6	W 9-7	@ Cleveland	70,661
12/13	L 3-27	BUFFALO	60,253
12/20	W 20-7	@ San Diego	46,211
12/27	W 24-6	TAMPA BAY	*60,468
1/9	L 21-38	@ Cleveland	79,838

TEAM STATISTICS		COLTS	OPP
TOTAL FIRST DOWNS		285	276
Rushing		122	97
Passing		138	161
Penalty		25	18
3rd Dwn. M/A/Pct.		70/201/34.8	85/218/39.0
4th Dwn. M/A/Pct.		7/16/43.8	5/13/38.5
TOTAL NET YARDS		4995	4550
Avg. Per Game		333.0	303.3
Total Plays		968	1003
Avg. Per Play		5.2	4.5
NET YARDS RUSHING		2143	1790
Avg. Per Game		142.9	119.3
Total Rushes		497	463
NET YARDS PASSING		2852	2760
Avg. Per Game		190.1	184.0
Tackled/Yards Lost		24/190	39/313
Gross Yards		3042	3073
Att./Completions		447/255	501/250
Completion Pct.		57.0	49.9
Had Intercepted		16	20
PUNTS/AVERAGE		78/37.7	82/37.2
NET PUNTING AVG.		30.8	31.0
PENALTIES/YARDS		90/742	85/689
FUMBLES/BALL LOST		36/18	43/25
TOUCHDOWNS		31	28
Rushing		14	6
Passing		16	19
Defense/Kicking		1/0	2/1
TIME OF POSSESSION		30:10	29:50

SCORE BY PERIODS	1	2	3	4	TOTAL
COLTS	48	120	61	71	300
OPPONENTS	61	52	48	77	238

SCORING	TDR	TDP	TDR/T	PAT	FG	S	P
Biasucci			24-24	24-27			96
Bentley	7	2					54
Dickerson	5						30
Bouza	4						24
Brooks	3						18
Murray	3						18
Jordan			7-7		3-5		16
Noble	2						12
Brown	1						6
Jones	1						6
Sherwin	1						6
Thompson		1					6
Wonsley	1						6
Leiding							2
COLTS	14	16	1	31-31	27-32		1 300
OPPONENTS	6	19	3	25-28	15-27		0 238

FGS	1-19	20-29	30-39	40-49	50+	TOT.
Biasucci	0-0	5-6	12-12	6-7	1-2	24-27
Jordan	0-0	1-1	2-2	0-2	0-0	3-5
COLTS	0-0	6-7	14-14	6-9	1-2	27-32
OPP.	0-0	4-5	8-13	3-7	0-2	15-27

Biasucci:	(0)	(50)	(0)	(0)	(48,38,24)	(36,28,45,38,33)
	(37,27,53)	(22,32,25,23)	(46)	(36,45,49)		
	(33,37,41)	(30)	(36,41)	(30)		
Jordan:	(0)	(36)	(35,25,42,42)	(0)	(0)	(0)
	(42,20)	(27)	(0)	(46,33)	(29)	(38,31,49)
	(42,37,39)	(0)	(37,34,37)	(52,37,28,48,44)		
	(38)	(39,25)	(52)	(38,47,37)		

RUSHING	NO.	YDS.	AVG.	LG	TD
Dickerson	223	1011	4.5	53	5
Bentley	142	631	4.4	171	7
Banks	50	245	4.9	35	0
Brown	19	85	4.5	18	1
Wonsley	18	71	3.9	12	1
McLemore	17	58	3.4	9	0
Kiel	4	30	7.5	16	0
Trudeau	15	7	0.5	9	0
Hogeboom	3	3	1.0	2	0
Carver	2	3	1.5	3	0
Nugent	2	1	0.5	3	0
Brooks	2	-2	-1.0	1	0
COLTS	497	2143	4.3	53	14
OPPONENTS	463	1790	3.9	51	6

RECEIVING	NO.	YDS.	AVG.	LG	TD
Brooks	51	722	14.2	52t	3
Bouza	42	569	13.5	44t	4
Bentley	34	447	13.1	72t	2
Beach	28	239	8.5	16t	0
Murray	20	339	17.0	43	3
Dickerson	13	133	10.2	28	0
Noble	10	78	7.8	18	2
Boyer	10	73	7.3	15	0
Sherwin	9	86	9.6	32	1
Banks	9	50	5.6	18	0
Bellini	5	69	13.8	19	0
Wonsley	5	48	9.6	16	0
Brandes	5	35	7.0	13	0
Kearse	3	56	18.7	21	0
Hawthorne	3	41	13.7	21	0
Jones	3	25	8.3	13	1
McLemore	2	9	2.5	5	0
Johnson	1	15	15.0	15	0
Bryant	1	12	12.0	12	0
Utt	1	-4	-4.0	-4	0
COLTS	255	3042	11.9	72t	16
OPPONENTS	250	3073	12.3	61t	19

INTERCEPTIONS	NO.	YDS.	AVG.	LG	TD
Prior	6	57	9.5	38	0
Tullis	3	0	0.0	0	0
Robinson	2	86	43.0	68	0
Daniel	2	34	17.0	34	0
Jones	2	26	13.0	23	0
Davis	1	7	7.0	7	0
Cooks	1	2	2.0	2	0
Curry	1	0	0.0	0	0
Glasgow	1	0	0.0	0	0
Perryman	1	0	0.0	0	0
COLTS	20	212	10.6	68	0
OPPONENTS	16	181	11.3	45t	1

PUNTING	NO.	YDS.	AVG.	TB	INT2	LG	BLK.
Stark	61	2440	40.0	7	12	63	2
Kiel	12	440	36.7	1	3	50	0
Colquitt	2	61	30.5	0	0	33	1
COLTS	78	2941	37.7	8	15	63	3
OPPONENTS	82	3048	37.2	15	15	57	3

PUNT RETURNS	NO.	FC	YDS.	AVG.	LG	TD
Brooks	22	9	136	6.2	17	0
Johnson	9	2	42	4.7	12	0
Tullis	4	4	27	6.8	10	0
Simmons	2	0	5	2.5	5	0
Ahrens	1	0	0	0.0	0	0
COLTS	38	12	210	5.5	17	0
OPPONENTS	39	9	376	9.6	28	0

KICKOFF RETURNS	NO.	YDS.	AVG.	LG	TD
Bentley	22	500	22.7	45	0
Daniel	10	225	22.5	29	0
Wright	10	187	18.7	27	0
Johnson	6	98	16.3	28	0
Prior	3	47	15.7	22	0
Noble	2	35	17.5	18	0
Wonsley	1	19	19.0	19	0
Perryman	1	4	4.0	4	0
COLTS	55	1115	20.3	45	0
OPPONENTS	60	1068	17.8	40	0

SACKS: Colts 39.0; Opponents 24.0; Bickett 8-62; Thompson 5-42; Cooks 5-40; Darby 3-24; Thorp 3-17; Krauss 2-18; Wright 1-16; Hand 1-14; Mattiace 1-13; Prior 1-11; Elko 1-10; Benjamin 1-9; Perryman 1-9; Glasgow 1-8; Chatman 1-7; Bulluck 1-6; Leiding 1-4; Grimsley 1-3; Sally 1-0

USUAL STARTERS

PRO BOWLERS IN BOLDFACE

OFFENSE	DEFENSE
WR Bill Brooks	LDE Donnell Thompson
LT Chris Hinton	NT Jerome Saly
LG Ben Utt	RDE Jon Hand
C Ray Donaldson	LOLB Johnnie Cooks
RG Ron Solt	LLB Cliff Odom
RT Kevin Call	RILB Barry Krauss
TE Pat Beach	ROLB Duane Bickett
WR Matt Bouza	LCB Willie Tullis
QB Jack Trudeau,	RCB Eugene Daniel
Gary Hogeboom	SS Nesby Glasgow
RB Eric Dickerson	FS Freddie Robinson,
TE/RB Tim Sherwin,	Mike Prior
Albert Bentley	K Dean Biasucci

PASSING	ATT.	COMP.	YDS.	PCT.	AVG./ATT.	TD	TD%	INT.	INT%	LG	SACKED	RATING
Trudeau	229	128	1587	55.9	6.93	6	2.6	6	2.6	55t	13/100	75.4
Hogeboom	168	99	1145	58.9	6.82	9	5.4	5	3.0	72t	8/63	85.0
Kiel	33	17	195	51.5	5.91	1	3.0	3	9.1	21t	0/0	41.9
Salisbury	12	8	68	66.7	5.67	0	0.0	2	16.7	11t	2/18	41.7
Nugent	5	3	47	60.0	9.40	0	0.0	0	0.0	21t	1/9	91.3
COLTS	447	255	3042	57.0	6.81	16	3.6	16	3.6	72t	24/190	75.0
OPPONENTS	501	250	3073	49.9	6.13	19	3.8	20	4.0	61t	39/313	65.2

1988

RECORD: 9-7 COACH: RON MEYER
SECOND – AFC EASTERN DIVISION
HOME: 6-2 AWAY: 3-5
DIV: 5-3 CONF: 7-5 NCONF: 2-2

*Sellout DATE	RESULTS	OPPONENT	ATTENDANCE
9/4 L 14-17	OT	HOUSTON	57,251
9/11 L 13-17		CHICAGO	*60,503
9/19 L 17-23	@ Cleveland		75,148
9/25 W 15-13		MIAMI	*59,638
10/2 L 17-21	@ New England		58,050
10/9 L 23-34	@ Buffalo		76,018
10/16 W 35-31	TAMPA BAY		53,135
10/23 W 16-0	@ San Diego		37,322
10/31 W 55-23	DENVER		*60,544
11/6 W 38-14	NEW YORK JETS		59,233
11/13 W 20-13	@ Green Bay		53,492
11/20 L 3-12	@ Minnesota		58,342
11/27 W 24-21	NEW ENGLAND		*58,157
12/4 W 31-28	@ Miami		45,236
12/10 L 16-34	@ New York Jets		46,284
12/18 W 17-14	BUFFALO		*59,908

TEAM STATISTICS	COLTS	OPP
TOTAL FIRST DOWNS	311	315
Rushing	153	109
Passing	130	184
Penalty	28	22
3rd Dwn. M/A/Pct.	64/186/34.4	88/204/43.1
4th Dwn. M/A/Pct.	11/20/55.0	9/16/56.3
TOTAL NET YARDS	4870	5296
Avg. Per Game	304.4	331.0
Total Plays	982	1016
Avg. Per Play	5.0	5.2
NET YARDS RUSHING	2249	1694
Avg. Per Game	140.6	105.9
Total Rushes	545	447
NET YARDS PASSING	2621	3602
Avg. Per Game	163.8	225.1
Tackled/Yards Lost	34/244	30/201
Gross Yards	2865	3803
Att./Completions	403/222	539/321
Completion Pct.	55.1	59.6
Had Intercepted	22	15
PUNTS/AVERAGE	64/43.5	68/39.4
NET PUNTING AVG.	34.5	33.6
PENALTIES/YARDS	89/657	118/965
FUMBLES/BALL LOST	20/8	32/20
TOUCHDOWNS	40	38
Rushing	23	14
Passing	15	21
Defense/Kicking	1/1	1/2
TIME OF POSSESSION	30:19	29:41

SCORE BY PERIODS	1	2	3	4	OT	TOTAL
COLTS	77	135	61	81	0	354
OPPONENTS	55	88	48	121	3	315

SCORING	TDR	TDPTDRT	PAT	FG	S	TP
Biasucci			39-40	25-32		114
Dickerson	14	1				90
Verdin	4	1				30
Bouza	4					24
Bentley	2	1				18
Brooks		3				18
Chandler	3					18
Boyer		2				12
Turner	2					12
Daniel		1				6
Hogeboom	1					6
Wonsley	1					6
COLTS	23	15	2	39-40	25-32	0 354
OPPONENTS	14	21	3	36-38	17-25	0 315

FGS	1-19	20-29	30-39	40-49	50+	TOT.
Biasucci	0-0	8-8	5-6	6-10	6-8	25-32
COLTS	0-0	8-8	5-6	6-10	6-8	25-32
OPP.	1-1	7-9	4-6	5-7	0-2	17-25

Biasucci:	(57)	(38.53)	(30)	(50.34)	(41.51)	(51.25)		
	(20)	(31.49)	(40.22)	(1)	(20.44)	(51)	(31.39)	(27)
	(48.51)	(20.25)	(44.42)	(28)	(47)	(45)	(52.48)	
OPP.:	(47.26)	(35)	(40.37)	(21.29)	(40)	(1)	(31)	
	(52.45)	(19)	(39)	(1)	(27)	(51)	(22.20)	
	(25.26)	(30.49)	(43.27)	(1)	(35.46)	(1)		

RUSHING	NO.	YDS.	AVG.	LG	TD
Dickerson	388	1659	4.3	41T	14
Bentley	45	230	5.1	20	2
Chandler	46	139	3.0	29T	3
Verdin	8	77	9.6	44	0
Brooks	5	62	12.4	38	0
Wonsley	26	48	1.8	4	1
Turner	16	42	2.6	14	2
Hogeboom	11	-8	-0.7	6	1
COLTS	545	2249	4.1	44	23
OPPONENTS	447	1694	3.8	29	14

RECEIVING	NO.	YDS.	AVG.	LG	TD
Brooks	54	867	16.1	53T	3
Dickerson	36	377	10.5	50T	1
Boyer	27	256	9.5	24T	2
Bentley	26	252	9.7	21	1
Beach	26	235	9.0	23	0
Bouza	25	342	13.7	28	4
Verdin	20	437	21.9	54	4
Bellini	5	64	12.8	25	0
Baldinger	1	37	37.0	37	0
Hinton	1	1	1.0	1	0
Donaldson	1	-3	-3.0	-3	0
COLTS	222	2865	12.9	58	15
OPPONENTS	321	3803	11.8	58	21

INTERCEPTIONS	NO.	YDS.	AVG.	LG	TD
Tullis	4	36	9.0	20	0
Prior	3	46	15.3	23	0
Bickett	3	7	2.3	7	0
Goode	2	53	26.5	35	0
Daniel	2	44	22.0	41T	1
Krauss	1	3	3.0	3	0
COLTS	15	189	12.6	41T	1
OPPONENTS	22	291	13.2	44T	1

PUNTING	NO.	YDS.	AVG.	TB	IN20	LG	BLK.
Stark	64	2784	43.5	8	15	65	0
COLTS	64	2784	43.5	8	15	65	0
OPPONENTS	68	2677	39.4	7	25	74	0

PUNT RETURNS	NO.	FC	YDS.	AVG.	LG	TD
Verdin	22	7	239	10.9	73T	1
Brooks	3	0	15	5.0	8	0
Prior	1	5	0	0.0	0	0
COLTS	26	12	254	9.8	73T	1
OPPONENTS	37	3	418	11.3	59T	1

KICKOFF RETURNS	NO.	YDS.	AVG.	LG	TD
Bentley	39	775	19.9	40	0
Verdin	7	145	20.7	32	0
Banks	4	56	14.0	20	0
Beach	1	35	35.0	35	0
Wright	1	22	22.0	22	0
COLTS	52	1033	19.9	40	0
OPPONENTS	67	1480	22.1	95T	1

SACKS: Colts 30.0; Opponents 34.0; Hand 5-34; Bickett 3.5-24; Thompson 3-30; Alston 3-22; Johnson 3-16; Darby 2-15; Armstrong 2-8; Odom 2-7; TEAM 2-16; Swoope 1-10; Herrod 1-9; Prior 1-6; Tullis 1-0; Wright 5-4

USUAL STARTERS	PRO BOWLERS IN BOLDFACE
OFFENSE	DEFENSE
WR Bill Brooks	LDE Donnell Thompson
LT Chris Hinton	NT Joe Klecko
LG Randy Dixon	RDE Jon Hand
C Ray Donaldson	LOLB O'Brien Alston
RG Ben Utt	LILB Freddie Young
RT Joel Patten	RILB Barry Krauss
TE Pat Beach	ROLB Duane Bickett
WR Clarence Verdin	LCB Willie Tullis,
QB Chris Chandler	Chris Goode
RB Eric Dickerson	RCB Eugene Daniel
H-B Mark Boyer	SS Freddie Robinson
	FS Mike Prior

PASSING	ATT.	COMP.	YDS.	PCT.	AVG./ATT.	TD	TD%	INT.	INT%	LG	SACKED	RATING
Chandler	233	129	1619	55.4	6.95	8	3.4	12	5.2	54	18/128	67.2
Hogeboom	131	76	996	58.0	7.60	7	5.3	7	5.3	58	12/88	77.7
Trudeau	34	14	158	41.2	4.65	0	0.0	3	8.8	48	2/13	19.0
Turner	4	3	92	75.0	23.00	0	0.0	0	0.0	37	2/15	116.7
Bentley	1	0	0	0.0	0.00	0	0.0	0	0.0	0	0/0	39.6
COLTS	403	222	2865	55.1	7.11	15	3.7	22	5.5	58	34/244	67.3
OPPONENTS	539	321	3803	59.6	7.06	21	3.9	15	2.8	58	30/201	82.5

RECORDS
 COLTS IN THE COMMUNITY
 2013 SEASON IN REVIEW
 PLAYERS
 BUSINESS OPERATIONS
 FOOTBALL OPERATIONS
 COACHING STAFF
 ADMINISTRATION



1989

RECORD: 8-8 COACH: RON MEYER
SECOND - AFC EASTERN DIVISION

HOME: 6-2 AWAY: 2-6

DIV: 4-4 CONF: 7-5 NCONF: 1-3

ADMINISTRATION

STAFF

FOOTBALL OPERATIONS

BUSINESS OPERATIONS

PLAYERS

2013 SEASON IN REVIEW

COLTS HISTORY

RECORDS

COLTS IN THE COMMUNITY

*Sellout DATE	RESULTS	OPPONENT	ATTENDANCE
9/10 L	24-30	SAN FRANCISCO	*60,111
9/17 L	17-31	@ Los Angeles Rams	63,995
9/24 W	13-9	ATLANTA	57,816
10/1 W	17-10	@ New York Jets	65,542
10/8 W	37-14	BUFFALO	*58,890
10/15 L	3-14	@ Denver	74,680
10/22 W	23-12	@ Cincinnati	57,642
10/29 L	20-23 OT	NEW ENGLAND	*59,356
11/5 L	13-19	@ Miami	52,680
11/12 L	7-30	@ Buffalo	79,256
11/19 W	27-10	NEW YORK JETS	*58,236
11/26 W	10-6	SAN DIEGO	*58,822
12/3 L	16-22	@ New England	32,234
12/10 W	23-17 OT	CLEVELAND	*58,550
12/17 W	42-13	MIAMI	*55,665
12/24 L	6-41	@ New Orleans	49,009

TEAM STATISTICS	COLTS	OPP
TOTAL FIRST DOWNS	273	336
Rushing	118	126
Passing	140	192
Penalty	15	18
3rd Dwn. M/A/Pct.	72/211/34.1	95/220/43.2
4th Dwn. M/A/Pct.	7/16/43.8	4/10/40.0

TOTAL NET YARDS	COLTS	OPP
Avg. Per Game	300.8	350.7
Total Plays	979	1109
Avg. Per Play	4.9	5.1
NET YARDS RUSHING	1853	2077
Avg. Per Game	115.8	129.8
Total Rushes	458	507

NET YARDS PASSING	COLTS	OPP
Avg. Per Game	185.0	220.9
Tackled/Yards Lost	28/174	46/384
Gross Yards	3134	3918
Att./Completions	493/253	566/322
Completion Pct.	51.3	57.9
Had Intercepted	17	21

PUNTS/AVERAGE	COLTS	OPP
NET PUNTING AVG.	32.9	34.5
FUMBLES/BALL LOST	89/704	103/772
TOUCHDOWNS	34	29
Rushing	11	10
Passing	18	15
Defense/Kicking	2/3	2/2
TIME OF POSSESSION	27:15	32:45

SCORE BY PERIODS	1	2	3	4	OT	TOTAL
COLTS	53	66	53	120	6	298
OPPONENTS	67	82	58	91	3	301

SCORING	TDR	TDPTDRT	PAT	FG	S	TP
Biasucci			31-32	21-27		94
Dickerson	7	1				48
Bentley	1	3	1			30
Brooks	4					24
Rison	4					24
Beach	2					12
Boyer	2					12
Trudeau	2					12
Verdin	1	1				12
Chandler	1					6
Dixon			1			6
Prior			1			6
Pruitt			1			6
Taylor			1			6
COLTS	11	18	5	31-33	21-27	0 298
OPPONENTS	10	15	4	29-29	32-43	1 301

FGS	1-9	10-19	20-29	30-39	40-49	50+	TOT.
Biasucci	2-2	6-6	9-10	3-5	1-4	21-27	
COLTS	2-2	6-6	9-10	3-5	1-4	21-27	
OPP.	2-2	10-10	8-12	10-17	2-2	32-43	

Biasucci:	(50,31,52)	(19)	(25,29)	(38)	(32,46,25)
(49,55)	(27)	(32,39)	(36,48,33)	(0)	(45,37,31)
(22)	(18)	(53,35)	(0)	(41,23)	(38,26,31)
(40)	(19,34,27)	(26)	(40)	(0)	(30,29,23,21)
(47,38,48,46,51)	(18)	(42,40,42,32)	(46,45)	(33,44,38)	(40,44,37,34,24,50,23)
(48,39,35)	(43,47,44)	(21,29)			

RUSHING	NO.	YDS.	AVG.	LG	TD
Dickerson	314	1311	4.2	21t	7
Bentley	75	299	4.0	22	1
Trudeau	35	91	2.6	17	2
Chandler	7	57	8.1	23	1
Hunter	13	47	3.6	11	0
Verdin	4	39	9.8	26	0
Rison	3	18	6.0	18	0
Ramsey	4	5	1.3	3	0
Brooks	2	-3	-1.5	0	0
Stark	1	-11	-11.0	-11	0
COLTS	458	1853	4.0	26	11
OPPONENTS	507	2077	4.1	27	10

RECEIVING	NO.	YDS.	AVG.	LG	TD
Brooks	63	919	14.6	55t	4
Rison	52	820	15.8	61	4
Bentley	52	525	10.1	61	3
Dickerson	30	211	7.0	22	1
Verdin	20	381	19.1	82t	1
Beach	14	87	6.2	17	2
Boyer	11	58	5.3	15	2
Weathers	6	62	10.3	19t	0
Pruitt	5	71	14.2	40	1
COLTS	253	3134	12.4	82t	18
OPPONENTS	322	3918	12.2	58t	15

INTERCEPTIONS	NO.	YDS.	AVG.	LG	TD
Taylor	7	225	32.1	50t	1
Prior	6	88	14.7	58t	1
Banks	2	13	6.5	11	0
Young	2	2	1.0	6	0
Daniel	1	34	34.0	34	0
Plummer	1	18	18.0	18	0
Bickett	1	6	6.0	6	0
Ball	1	5	5.0	5	0
COLTS	21	391	18.6	80t	2
OPPONENTS	17	345	20.3	92t	2

PUNTING	NO.	YDS.	AVG.	TB	IN20	LG	BLK.
Stark	79	3392	42.9	10	14	64	1
COLTS	80	3392	42.4	10	14	64	1
OPPONENTS	65	2702	41.6	7	19	58	2

PUNT RETURNS	NO.	FC	YDS.	AVG.	LG	TD
Verdin	23	5	296	12.9	49t	1
Rison	2	2	20	10.0	12	0
Washington	1	0	6	6.0	6	0
Prior	0	3	0	0.0	0	0
COLTS	26	10	322	12.4	49t	1
OPPONENTS	51	7	558	10.9	70t	1

KICKOFF RETURNS	NO.	YDS.	AVG.	LG	TD
Verdin	19	371	19.5	29	0
Bentley	17	328	19.3	29	0
Pruitt	12	257	21.4	49	0
Rison	8	150	18.8	30	0
Hunter	4	58	14.5	19	0
COLTS	60	1164	19.4	49	0
OPPONENTS	63	1208	19.2	48	0

SACKS: Colts 46.0; Opponents 28.0; Hand 10-85; Johnson 8.5-72.5; Bickett 8-66; Thompson 7-68; Young 2-18; Herrod 2-14; McDonald 2-13; Larson 1-15; TEAM 1-14; Armstrong 1-8; Banks 1-4; Plummer 1-4; Alston 1-1; Clancy 5-1.5

USUAL STARTERS
PRO BOWLERS IN BOLDFACE

OFFENSE	DEFENSE
WR Bill Brooks	LDE Donnell Thompson
LT Chris Hinton	NT Harvey Armstrong
LG Randy Dixon	RDE Jon Hand
C Ray Donaldson	Chip Banks
RG Ben Utt	LILB Jeff Herrod
RT Kevin Call	RILB Fred Young
TE Pat Beach	ROLB Duane Bickett
WR Andre Rison	LCB Chris Goode,
QB Jack Trudeau	John Baylor
RB Eric Dickerson	RCB Eugene Daniel
RB Albert Bentley	SS Michael Ball
	FS Mike Prior

PASSING	ATT.	COMP.	YDS.	PCT.	AVG./ATT.	TD	TD%	INT.	INT%	LG	SACKED	RATING
Trudeau	362	190	2317	52.5	6.40	15	4.1	13	3.6	71t	20/125	71.3
Chandler	80	39	537	48.8	6.71	2	2.5	3	3.8	82t	3/17	63.4
Ramsey	50	24	280	48.0	5.60	1	2.0	1	2.0	47t	4/26	63.8
Bentley	1	0	0	0.0	0.00	0	0.0	0	0.0	0t	0/0	39.6
Dickerson	0	0	0	0.0	0.00	0	0.0	0	0.0	0t	1/6	0.0
COLTS	493	253	3134	51.3	6.36	18	3.7	17	3.4	82t	28/174	69.1
OPPONENTS	556	322	3918	57.9	7.05	15	2.7	21	3.8	58t	46/384	73.0

1990

RECORD: 7-9 COACH: RON MEYER
THIRD – AFC EASTERN DIVISION
HOME: 3-5 AWAY: 4-4
DIV: 3-5 CONF: 5-7 NCONF: 2-2

*Sellout	DATE	RESULTS	OPPONENT	ATTENDANCE
	9/9	L 10-26	@ Buffalo	78,899
	9/16	L 14-16	NEW ENGLAND	49,256
	9/23	L 10-24	@ Houston	50,093
	9/30	W 24-23	@ Philadelphia	62,067
	10/7	W 23-19	KANSAS CITY	54,950
	10/21	L 17-27	DENVER	*59,850
	10/28	L 7-27	MIAMI	*59,213
	11/5	L 7-24	NEW YORK GIANTS	*58,688
	11/11	W 13-10	@ New England	28,924
	11/18	W 17-14	NEW YORK JETS	47,283
	11/25	W 34-20	@ Cincinnati	60,051
	12/2	L 17-20	@ Phoenix	31,885
	12/9	L 7-31	BUFFALO	53,268
	12/16	W 29-21	@ New York Jets	41,423
	12/22	W 35-28	WASHINGTON	58,173
	12/30	L 17-23	@ Miami	59,547

TEAM STATISTICS	COLTS	OPP
TOTAL FIRST DOWNS	245	320
Rushing	81	130
Passing	142	176
Penalty	22	14
3rd Dwn. M/A/Pct.	56/185/30.3	87/204/42.6
4th Dwn. M/A/Pct.	11/18/61.1	7/14/50.0
TOTAL NET YARDS	4155	5614
Avg. Per Game	259.7	350.9
Total Plays	874	1034
Avg. Per Play	4.8	5.4
NET YARDS RUSHING	1282	2212
Avg. Per Game	80.1	138.3
Total Rushes	305	513
NET YARDS PASSING	2873	3402
Avg. Per Game	179.6	212.6
Tackled/Yards Lost	51/424	29/203
Gross Yards	3297	3605
Att./Completions	488/301	492/301
Completion Pct.	55.1	61.2
Had Intercepted	21	9
PUNTS/AVERAGE	72/42.8	58/42.0
NET PUNTING AVG.	37.4	34.4
PENALTIES/YARDS	79/590	104/781
FUMBLES/BALL LOST	23/10	25/15
TOUCHDOWNS	33	36
Rushing	9	12
Passing	22	20
Defense/Kicking	2/0	4/0
TIME OF POSSESSION	26:27	33:33

SCORE BY PERIODS	1	2	3	4	TOTAL
COLTS	47	68	85	81	281
OPPONENTS	87	128	43	95	353

SCORING	TDR	TOPTDRT	PAT	FG	S	TP
Biasucci			32-33	17-24		83
Bentley	4	2				36
Hester		6				36
Brooks		5				30
Morgan		5				30
Dickerson	4					24
Johnson		2				12
Beach		1				6
George	1					6
Goode		1				6
Grant		1				6
Verdin		1				6
COLTS	9	22	2	32-33	17-24	0 281
OPPONENTS	12	20	4	35-36	32-43	3 353

FGS	1-19	20-29	30-39	40-49	50+	TOT.
Biasucci	1-1	5-6	7-8	2-4	2-5	17-24
COLTS	1-1	5-6	7-8	2-4	2-5	17-24
OPP.	0-0	11-11	13-17	5-10	3-5	32-43

Biasucci:	(24.29)	() (33)	(41)	(38.21, 42.18)	(32.43)	() (54.38)	(52.38)	(51.22, 26)	(49.52)	() (35.20, 37)	() (39.55)
-----------	---------	----------	------	----------------	---------	-------------	---------	-------------	---------	-----------------	-------------

OPP.:	(29.44, 31.37, 43.47)	(49.39, 27.25)	(36.30)	(22.49, 44.31)	(37.39, 32.44, 35)	(39.32, 42)	(34.53)	(23.50)	(29)	(32.21, 29.40)	() (32.39)	(25)	(40)	(50.53, 56.29, 27)	(36)
-------	-----------------------	----------------	---------	----------------	--------------------	-------------	---------	---------	------	----------------	-------------	------	------	--------------------	------

RUSHING	NO.	YDS.	AVG.	LG	TD
Dickerson	166	677	4.1	43	4
Bentley	137	556	4.1	26	4
Trudeau	130	28	2.8	9	0
Clark	7	10	1.4	11	0
Hester	4	9	2.3	10	0
George	11	2	0.2	6	1
COLTS	335	1282	3.8	43	9
OPPONENTS	513	2212	4.3	32	12

RECEIVING	NO.	YDS.	AVG.	LG	TD
Bentley	71	664	9.4	73	2
Brooks	62	823	13.3	75	5
Hester	54	924	17.1	64	6
Morgan	23	364	15.8	42	5
Dickerson	18	92	5.1	17	0
Verdin	14	178	12.7	45	1
Beach	12	124	10.3	21	1
Johnson	5	32	6.4	15	2
Clark	5	23	4.6	11	0
Simmons	4	33	8.3	12	0
Prior	1	40	40.0	40	0
COLTS	269	3297	12.3	75	22
OPPONENTS	301	3605	12.0	66	20

INTERCEPTIONS	NO.	YDS.	AVG.	LG	TD
Prior	3	66	22.0	36	0
Taylor	2	51	25.5	40	0
Grant	1	25	25.0	25	1
Herrod	1	12	12.0	12	0
Goode	1	10	10.0	10	0
Bickett	1	9	9.0	9	0
COLTS	9	173	19.2	40	1
OPPONENTS	21	221	10.5	35	1

PUNTING	NO.	YDS.	AVG.	TB	IN20	LG	BLK.
Stark	71	3084	43.4	3	24	61	1
COLTS	72	3084	43.4	3	24	61	1
OPPONENTS	58	2435	42.0	2	13	68	0

PUNT RETURNS	NO.	FC	YDS.	AVG.	LG	TD
Verdin	31	3	396	12.8	36	0
Grant	2	0	6	3.0	6	0
Prior	2	6	0	0.0	0	0
Daniel	1	0	0	0.0	0	0
COLTS	36	9	402	11.2	36	0
OPPONENTS	42	15	334	8.0	32	0

KICKOFF RETURNS	NO.	YDS.	AVG.	LG	TD
Simmons	19	348	18.3	34	0
Verdin	18	350	19.4	44	0
Grant	15	280	18.7	29	0
Bentley	11	211	19.2	36	0
Ball	1	0	0.0	0	0
Janvis	1	0	0.0	0	0
COLTS	65	1189	18.3	44	0
OPPONENTS	49	961	19.6	38	0

SACKS: Colts 29.0; Opponents 51.0.; Clancy 7.5-57; Herrod 4.5-35.5; Banks 4.5-25.5; Hand 3.5-27.5; Bickett 3.5-15; Faulkner 2-17; Siragusa 2-12; Thompson 1.5-13.5

USUAL STARTERS						PRO BOWLERS IN BOLDFACE					
OFFENSE			DEFENSE			OFFENSE			DEFENSE		
WR	Bill Brooks	LDE	Donnell Thompson	WR	Eric Dickerson	RB	Rohn Stark	WR	Jessie Hester	SS	Keith Taylor
LT	Zefross Moss	NT	Harvey Armstrong	LB	Albert Bentley	CB	Clarence Verdin	LG	Randy Dixon	RDE	Jon Hand
LG	Randy Dixon	RDE	Jon Hand	C	Ray Donaldson	LOLB	Chip Banks	RG	Brian Baldinger	LILB	Jeff Herrod
C	Ray Donaldson	LOLB	Chip Banks	Pat Tomberlin	RILB	Freddy Young	RT	Kevin Call	ROLB	Duane Bickett	
RG	Brian Baldinger	LILB	Jeff Herrod	Brian Baldinger	LCB	Chris Goode	TE	Pat Beach	RCB	Eugene Daniel	
Pat Tomberlin	RILB	Freddy Young	RT	Kevin Call	ROLB	Duane Bickett	WR	Jessie Hester	SS	Keith Taylor	
Brian Baldinger	LCB	Chris Goode	TE	Pat Beach	RCB	Eugene Daniel	QB	Jeff George	FS	Mike Prior	
WR	Jessie Hester	SS	Keith Taylor	RB	Eric Dickerson	P	Rohn Stark	RB	Albert Bentley	KR	Clarence Verdin

PASSING	ATT.	COMP.	YDS.	PCT.	AVG./ATT.	TD	TD%	INT.	INT%	LG	SACKED	RATING
George	334	181	2152	54.2	6.44	16	4.8	13	3.9	75	37/320	73.8
Trudeau	144	84	1078	58.3	7.49	6	4.2	6	4.2	73	14/104	78.4
Ferguson	8	2	21	25.0	2.63	0	0.0	2	25.0	13	0/0	0.0
Herrmann	1	1	6	100.0	6.00	0	0.0	0	0.0	6	0/0	91.7
Stark	1	1	40	100.0	40.00	0	0.0	0	0.0	40	0/0	118.8
COLTS	488	269	3297	55.1	6.76	22	4.5	21	4.3	75	51/424	73.3
OPPONENTS	492	301	3605	61.2	7.33	20	4.1	9	1.8	66	29/203	89.5

RECORDS
 2013 SEASON
 IN REVIEW
 COLTS
 HISTORY
 PLAYERS
 BUSINESS
 OPERATIONS
 FOOTBALL
 OPERATIONS
 COACHING
 STAFF
 ADMINISTRATION
 COLTS IN THE
 COMMUNITY

1991

RECORD: 1-15 COACH: RON MEYER (5), RICK VENTURI (11)
FIFTH – AFC EASTERN DIVISION
HOME: 0-8 AWAY: 1-7
DIV: 1-7 CONF: 1-11 NCONF: 0-4
***Sellout**

DATE	RESULTS	OPPONENT	ATTENDANCE
9/1	L 7-16	NEW ENGLAND	49,961
9/8	L 6-17	@ Miami	51,155
9/15	L 0-16	@ Los Angeles Raiders	40,287
9/22	L 24-33	DETROIT	53,396
9/29	L 3-31	@ Seattle	56,656
10/6	L 3-21	PITTSBURGH	55,383
10/13	L 6-42	@ Buffalo	79,015
10/20	L 6-17	NEW YORK JETS	53,025
11/3	L 6-10	MIAMI	55,899
11/10	W 28-27	@ New York Jets	44,792
11/17	L 17-31	CHICAGO	*60,519
11/24	L 10-14	Green Bay @ Milw.	42,132
12/1	L 0-31	CLEVELAND	*57,539
12/8	L17-23 OT	@ New England	20,131
12/15	L 7-35	BUFFALO	48,286
12/22	L 3-17	@ Tampa Bay	28,043

SCORING	TDR	TDPTDRT	PAT	FG	S	TP	
Biasucci			14-14	15-26	59		
Hester	5				30		
Brooks	4				24		
Dickerson	2	1			18		
Manoa	1				6		
Verdin		1			6		
COLTS	3	10	1	14-14	15-26	0	143
OPPONENTS	23	22	2	46-46	17-23	1	381

FGS	1-19	20-29	30-39	40-49	50+	TOT.
Biasucci	1-1	5-5	3-4	5-13	1-3	15-26
COLTS	1-1	5-5	3-4	5-13	1-3	15-26
OPP.	2-2	5-7	6-7	4-7	0-0	17-23

Biasucci:	(44,52,42,48)	(48,21)	(37,47)	(20)	(54)	
	(19,54)	(26,29)	(42,34,49)	(45,47,25)	()	
	(47)	(35,40)	()	(43,40)	()	
OPP.:	(35,39,36)	(48)	(33,41,33)	(48,19)	(41)	()
	(19)	(35,45,37)	(22,44,22,25)	(21)	(41,25)	()
	(24)	()	(28)			

RUSHING	NO.	YDS.	AVG.	LG	TD
Dickerson	167	536	3.2	28	2
Clark	114	366	3.2	25	0
Manoa	27	144	5.3	44	1
Johnson	22	94	4.3	15	0
George	16	36	2.3	13	0
Perkins	4	11	2.8	4	0
Verdin	1	4	4.0	4	0
Herrmann	1	-1	-1.0	-1	0
Huffman	1	-8	-8.0	-8	0
Stark	1	-13	-13.0	-13	0
COLTS	354	1169	3.3	44	3
OPPONENTS	544	2327	4.3	78	23

RECEIVING	NO.	YDS.	AVG.	LG	TD
Brooks	72	888	12.3	46	4
Hester	60	753	12.6	49	5
Johnson	42	344	8.2	24	0
Dickerson	41	269	6.6	26	1
Clark	33	245	7.4	23	0
Verdin	21	214	10.2	28	0
Mrosko	8	90	11.3	20	0
Bentley	7	42	6.0	11	0
Martin	5	79	15.8	25	0
Beach	5	56	11.2	27	0
Huffman	3	14	4.7	7	0
Perkins	3	-2	-0.7	3	0
Manoa	2	5	2.5	5	0
Thornton	1	38	38.0	38	0
Cash	1	18	18.0	18	0
Coley	-1	13	13.0	13	0
COLTS	305	3066	10.1	49	10
OPPONENTS	240	3002	12.5	84	22

INTERCEPTIONS	NO.	YDS.	AVG.	LG	TD
Baylor	4	50	12.5	32	0
Prior	3	50	16.7	37	0
Daniel	3	22	7.3	12	0
Goode	2	27	13.5	27	0
Radevic	1	26	26.0	26	0
Herrrod	1	25	25.0	25	0
Holloway	1	4	4.0	4	0
Taylor	0	-2	0.0	-2	0
COLTS	15	202	13.5	37	0
OPPONENTS	16	184	11.5	58	1

PUNTING	NO.	YDS.	AVG.	TB	IN20	LG	BLK.
Stark	82	3492	42.6	6	14	65	0
COLTS	82	3492	42.6	6	14	65	0
OPPONENTS	59	2444	41.4	7	15	63	0

PUNT RETURNS	NO.	FC	YDS.	AVG.	LG	TD
Verdin	25	10	165	6.5	22	0
Grant	2	2	6	3.0	6	0
Prior	0	2	0	0.0	0	0
COLTS	27	14	171	6.3	22	0
OPPONENTS	47	14	516	11.0	59	1

KICKOFF RETURNS	NO.	YDS.	AVG.	LG	TD
Verdin	36	689	19.1	88	1
Martin	12	305	25.4	38	0
Grant	3	20	6.7	10	0
McCloughan	2	35	17.5	19	0
McDonald	1	3	3.0	3	0
Mrosko	1	9	9.0	9	0
COLTS	55	1061	19.3	88	1
OPPONENTS	33	573	17.4	50	0

SACKS: Colts 29.0; Opponents 57.0; Thompson 5-40; Hand 5-38; Bickett 5-30; Herrod 2.5-22.5; Clancy 2.5-17.5; Goode 2-13; Siragusa 2-12; anks 1-11; Curry 1-7; Holloway 1-7; Ball 1-2; Baylor 1-2

USUAL STARTERS

OFFENSE	DEFENSE
WR Bill Brooks	LDE Donnell Thompson
LT Zefross Moss	NT Travis Davis,
LG Randy Dixon	Tony Siragusa
C Brian Baldinger	RDE Jon Hand
RG William Schultz	LOLB Chip Banks
RT Kevin Call	LILB Scott Radevic
TE Pat Beach	RILB Jeff Herrod
WR Jessie Hester	ROLB Duane Bickett
QB Jeff George	LCB Chris Goode
RB Eric Dickerson	RCB Eugene Daniel
RB Ken Clark,	SS Michael Ball
Anthony Johnson	FS Keith Taylor

PASSING	ATT.	COMP.	YDS.	PCT.	AVG./ATT.	TD	INT%	INT.	INT%	LG	SACKED	RATING
George	485	292	2910	60.2	6.00	10	2.1	12	2.5	49t	56/481	73.8
Herrmann	19	11	137	57.9	7.21	0	0.0	3	15.8	26t	0/0	40.8
Trudeau	7	2	19	28.6	2.71	0	0.0	1	14.3	11t	1/6	0.0
Hilger	1	0	0	0.0	0.00	0	0.0	0	0.0	0t	0/0	39.6
COLTS	512	305	3066	59.6	5.99	10	2.0	16	3.1	49t	57/487	70.2
OPPONENTS	388	240	3002	61.9	7.74	22	5.7	15	3.9	84t	29/202	88.7



1993

RECORD: 4-12 COACH: TED MARCHIBRODA

FIFTH – AFC EASTERN DIVISION

HOME: 2-6 AWAY: 2-6

DIV: 2-6 CONF: 4-8 NCONF: 0-4

*Sellout

Table with columns: DATE, RESULTS, OPPONENT, ATTENDANCE. Lists game dates, outcomes, opponents, and attendance figures.

Table with columns: SCORING, TDR, TDPTDRT, PAT, FG, S, TP. Lists scoring plays, touchdowns, field goals, and safeties.

Table with columns: INTERCEPTIONS, NO., YDS., AVG., LG, TD. Lists interception statistics for players.

Table with columns: PUNTING, NO., YDS., AVG., TB, IN20, LG, BLK. Lists punting statistics.

Table with columns: PUNT RETURNS, NO., FC, YDS., AVG., LG, TD. Lists punt return statistics.

Table with columns: TEAM STATISTICS, COLTS, OPP. Lists team statistics for first downs, rushing, passing, and penalties.

Table with columns: Biasucci, Rushing, Opp. Lists statistics for Biasucci and rushing performance.

Table with columns: KICKOFF RETURNS, NO., YDS., AVG., LG, TD. Lists kickoff return statistics.

Table with columns: NET YARDS, NET YARDS RUSHING, NET YARDS PASSING, PUNTS/AVERAGE, NET PUNTING AVG., PENALTIES/YARDS, FUMBLES/BALL LOST, TOUCHDOWNS, TIME OF POSSESSION. Lists various team performance metrics.

Table with columns: RUSHING, RECEIVING. Lists rushing and receiving statistics for players.

SACKS: Colts 21.0; Opponents 29.0; Hand 5.5-31; Bickett 3.5-22; Herrod 2-19; Peguese 2-12; Siragusa 1.5-5.5; McClendon 1.5-4.5; Emlman 1-8; Stargell 1-8; Sims 1-7; Clancy 1-3; Conyatt 1-0

USUAL STARTERS

Table with columns: OFFENSE, DEFENSE. Lists usual starting players for offense and defense.

Table with columns: SCORE BY PERIODS, COLTS, OPPONENTS. Lists scores by quarter for Colts and opponents.

Table with columns: COLTS, OPPONENTS. Lists total statistics for Colts and opponents.

Table with columns: PASSING, ATT., COMP., YDS., PCT., AVG./ATT., TD, TD%, INT., INT%, LG, SACKED, RATING. Lists passing statistics for individual players.

RECORDS IN THE COMMUNITY

1994

RECORD: 8-8 COACH: TED MARCHIBRODA

THIRD – AFC EASTERN DIVISION

HOME: 5-3 AWAY: 3-5

DIV: 4-4 CONF: 8-6 NCONF: 0-2

*Sellout

DATE	RESULTS	OPPONENT	ATTENDANCE
9/4	W 45-21	HOUSTON	47,372
9/11	L 10-24	@ Tampa Bay	36,631
9/18	L 21-31	@ Pittsburgh	54,040
9/25	L 14-21	CLEVELAND	55,821
10/2	W 17-15	SEATTLE	49,876
10/9	L 6-16	@ New York Jets	64,934
10/16	W 27-17	@ Buffalo	79,404
10/23	L 27-41	WASHINGTON	*57,879
10/30	W 28-25	NEW YORK JETS	44,350
11/6	L 21-22	@ Miami	71,158
11/20	W 17-13	@ Cincinnati	55,566
11/27	L 10-12	NEW ENGLAND	43,839
12/4	W 31-19	@ Seattle	39,574
12/11	L 13-28	@ New England	57,656
12/18	W 10-6	MIAMI	*58,867
12/24	W 10-9	BUFFALO	38,458

TEAM STATISTICS

	COLTS	OPP
TOTAL FIRST DOWNS	252	311
Rushing	108	98
Passing	126	192
Penalty	18	21
3rd Dwn. M/A/Pct.	70/198/35.4	115/251/45.8
4th Dwn. M/A/Pct.	12/17/70.6	13/23/56.5
TOTAL NET YARDS	4413	5325
Avg. Per Game	275.8	332.8
Total Plays	899	1090
Avg. Per Play	4.9	4.9
NET YARDS RUSHING	2060	1646
Avg. Per Game	128.8	102.9
Total Rushes	495	463
NET YARDS PASSING	2353	3679
Avg. Per Game	147.1	229.9
Tackled/Yards Lost	28/166	29/218
Gross Yards	2519	3897
Att./Completions	376/217	598/354
Completion Pct.	57.7	59.2
Had Intercepted	14	18
PUNTS/AVERAGE	74/41.8	72/42.2
NET PUNTING AVG.	34.1	35.6
PENALTIES/YARDS	82/658	110/824
FUMBLES/BALL LOST	30/17	21/10
TOUCHDOWNS	37	34
Rushing	15	8
Passing	15	24
Defense/Kicking	5/2	2/0
TIME OF POSSESSION	28:31	31:29

SCORE BY PERIODS

	1	2	3	4	TOTAL
COLTS	82	86	73	66	307
OPPONENTS	48	81	59	132	320

SCORING	TDR	TDPTDRT	PAT	FG	S	TP
Biasucci			37-37	16-24	85	
Faulk	11	1			72	
Turner		6			36	
Dawkins		5			30	
Buchanan			3		18	
Majkowski	3				12	
Potts	1	1			18	
Bennett		1			6	
Brewer		1			6	
Cash		1			6	
Coryatt		1			6	
Humphrey		1			6	
Jackson		1			6	
COLTS	15	15	7	37-37	16-24	0 307
OPPONENTS	8	24	2	29-29	27-34	1 320

2-POINT: Colts 0-0; Opponent 2-5

FGS	1-19	20-29	30-39	40-49	50+	TOT.
Biasucci	1-1	5-5	3-7	5-9	2-2	16-24
COLTS	1-1	5-5	3-7	5-9	2-2	16-24
OPP.	1-1	12-12	7-10	7-10	0-1	27-34

Biasucci:	(42)	(26)	(0)	(46)	(35)	(47)	(34)	(35)	(43)	(33)
	(50)	(28)	(0)	(32b)	(35)	(42)	(50)	(21)	(27)	(47)
	(40b)	(42)	(19)	(38b)	(31)	(22)				
OPP.:	(55)	(47)	(46)	(0)	(42)	(43)	(45)	(27)	(42)	(37)
	(21)	(27)	(26)	(33)	(31)	(20)	(34)	(29)	(46)	(34)
	(22)	(37)	(25)	(42)	(37)	(31)	(36)	(33)	(19)	
	(49)	(20)	(21)	(24)	(46)					

RUSHING	NO.	YDS.	AVG.	LG	TD
Faulk	314	1282	4.1	52	11
Potts	77	336	4.4	52	1
Harbaugh	39	223	5.7	41	0
Humphrey	18	85	4.7	27	0
Warren	18	80	4.4	34	0
Majkowski	24	34	1.4	10	3
Nagle	1	12	12.0	12	0
Toner	1	11	11.0	11	0
Turner	3	-3	-1.0	5	0
COLTS	495	2060	4.2	52	15
OPPONENTS	463	1646	3.6	40	8

RECEIVING	NO.	YDS.	AVG.	LG	TD
Turner	52	593	11.4	28	6
Faulk	52	522	10.0	85t	1
Dawkins	51	742	14.5	49	5
Cash	16	251	19.7	24	1
Jackson	8	97	12.1	22	1
Warren	3	47	15.7	29	0
Humphrey	3	19	6.3	12	0
Bailey	2	30	15.0	23	0
Baker	2	15	7.5	10	0
Arbuckle	1	7	7.0	7	0
Etheredge	1	6	6.0	6	0
COLTS	217	2519	11.6	85t	15
OPPONENTS	354	3897	11.0	65t	24

INTERCEPTIONS	NO.	YDS.	AVG.	LG	TD
Buchanan	8	221	27.6	90t	3
Tate	3	51	17.0	30	0
Ambrose	2	50	25.0	42	0
Daniel	2	6	3.0	6	0
Belser	1	31	31.0	31	0
Humphrey	1	1	1.0	1	0
Watts	1	0	0.0	0	0
COLTS	18	360	20.0	90t	3
OPPONENTS	14	174	12.4	39	2

PUNTING	NO.	YDS.	AVG.	TB	IN20	LG	BLK.
Stark	73	3092	42.4	10	22	60	1
COLTS	74	3092	41.8	10	22	60	1
OPPONENTS	72	3039	42.2	7	16	71	0

PUNT RETURNS	NO.	FC	YDS.	AVG.	LG	TD
Brewer	42	8	339	8.1	75t	1
COLTS	42	8	339	8.1	75t	1
OPPONENTS	40	9	366	9.2	38	0

KICKOFF RETURNS	NO.	YDS.	AVG.	LG	TD
Humphrey	35	783	22.4	95t	1
Brewer	18	358	19.9	34	0
Warren	2	56	28.0	38	0
Etheredge	2	23	11.5	14	0
Radecic	1	17	17.0	17	0
Toner	1	8	8.0	8	0
Jackson	1	5	5.0	5	0
Gray	0	4	0.0	4	0
COLTS	60	1254	20.9	95t	1
OPPONENTS	65	1316	20.2	47	0

SACKS: Colts 29.0; Opponents 28.0; Bennett 9-82; McCoy 6-52; Siragusa 5-30; Alberts 2-13; Herrod 1-10; Nunn 1-10; McDonald 1-7; Buchanan 1-6; Coryatt 1-4; Noga 1-3; Entman 1-1

USUAL STARTERS
PRO BOWLERS IN BOLDFACE

OFFENSE	DEFENSE
WR Sean Dawkins	LDE Bernard Whittington
LT Will Wolford	LDT Tony McCoy
LG Randy Dixon	RDT Tony Siragusa
C Kirk Lowdermilk	RDE Tony Bennett
RG Joe Staysniak	LLB Stephen Grant
RT Zefross Moss	MLB Jeff Herrod
TE Kerry Cash	RLB Quentin Coryatt
WR Floyd Turner	LCB Ray Buchanan
QB Jim Harbaugh	RCB Eugene Daniel
RB Marshall Faulk	SS David Tate
RB Roosevelt Potts	FS Jason Belser

PASSING	ATT.	COMP.	YDS.	PCT.	AVG./ATT.	TD	TD%	INT.	INT%	LG	SACKED	RATING
Harbaugh	202	125	1440	61.9	7.13	9	4.5	6	3.0	85t	17/72	85.8
Majkowski	152	84	1010	55.3	6.64	6	3.9	7	4.6	29t	9/76	69.8
Nagle	21	8	69	38.1	3.29	0	0.0	1	4.8	23t	2/18	27.7
Warren	1	0	0	0.0	0.00	0	0.0	0	0.0	0t	0/0	39.6
COLTS	376	217	2519	57.7	6.70	15	4.0	14	3.7	85t	28/166	75.9
OPPONENTS	598	354	3897	59.2	6.52	24	4.0	18	3.0	65t	29/218	79.4

RECORDS IN THE COMMUNITY



1995

RECORD: 9-7 COACH: TED MARCHIBRODA

SECOND - AFC EASTERN DIVISION

HOME: 5-3 AWAY: 4-4

DIV: 6-2 CONF: 7-5 NCONF: 2-2

*Sellout

DATE	RESULTS	OPPONENT	ATTENDANCE
9/3	L 21-24	CINCINNATI	42,445
9/10	W 27-24	@ New York Jets	65,134
9/17	L 14-20	@ Buffalo	62,499
10/1	W 21-18	ST. LOUIS	58,616
10/8	W 27-24	@ Miami	68,471
10/15	W 18-17	SAN FRANCISCO	*60,273
10/22	L 17-30	@ Oakland	53,543
10/29	W 17-10	NEW YORK JETS	49,250
11/5	L 10-16	BUFFALO	59,612
11/12	L 14-17	@ New Orleans	44,122
11/19	W 24-10	@ New England	59,544
11/26	W 36-28	MIAMI	*60,414
12/3	L 10-13	@ Carolina	49,841
12/10	W 41-31	@ Jacksonville	66,099
12/17	L 24-27	SAN DIEGO	55,318
12/23	W 10-7	NEW ENGLAND	54,685
12/31	W 35-20	@ San Diego	61,182
1/7	W 10-7	@ Kansas City	77,594
1/14	L 16-20	@ Pittsburgh	61,062

SCORING	TDR	TDP	TDRT	PAT	FG	2 P	S	TP
Faulk	11	3						84
Blanchard				25-25	19-24			82
Turner	4					2		28
Bailey	3	1						24
Dilger	4							24
Cofer			9-9	4-9				21
Dawkins	3							18
Anderson	2	2						12
Harbaugh	2							12
Bennett			1				1	8
Daniel			1					6
Potts		1						6
Warren	1							6
COLTS	14	20	3	34-34	23-33	2	1	131
OPPONENTS	23	3	3	29-29	25-38	3	1	116

2-POINT: Colts 2-3; Opponent 3-5

FGS	1-19	20-29	30-39	40-49	50+	TOT.
Blanchard	0-0	7-7	6-12	8-12	2-2	23-33
Cofer	0-0	2-2	0-4	1-2	1-1	4-9
COLTS	0-0	7-7	6-12	8-12	2-2	23-33
OPP.	0-0	7-9	11-13	5-9	2-7	25-38

TEAM STATISTICS	COLTS	OPP
TOTAL FIRST DOWNS	281	304
Rushing	110	92
Passing	147	182
Penalty	24	30
3rd Dwn. M/A/Pct.	80/205/39.0	85/212/40.1
4th Dwn. M/A/Pct.	12/19/63.2	7/14/50.0
TOTAL NET YARDS	4919	5027
Avg. Per Game	307.4	314.2
Total Plays	961	1016
Avg. Per Play	5.1	4.9
NET YARDS RUSHING	1855	1457
Avg. Per Game	115.9	91.1
Total Rushes	478	418
NET YARDS PASSING	3064	3570
Avg. Per Game	191.5	223.1
Tackled/Yards Lost	49/309	29/169
Gross Yards	3373	3739
Att./Completions	434/270	569/336
Completion Pct.	62.2	59.1
Had Intercepted	11	13
PUNTS/AVERAGE	63/42.6	63/41.0
NET PUNTING AVG.	33.4	36.6
PENALTIES/YARDS	97/943	111/935
FUMBLES/BALL LOST	21/11	24/13
TOUCHDOWNS	37	34
Rushing	14	8
Passing	20	23
Defense/Kicking	2/1	1/2
TIME OF POSSESSION	31:37	28:23

SCORE BY PERIODS	1	2	3	4	OT	TOTAL
COLTS	78	98	52	97	6	331
OPPONENTS	75	86	74	78	3	316

COFER:	(27,40,42)	(36,20,38,52)	(39)	(39)	(1)	(1)	(1)	(1)	(1)	(1)
--------	------------	---------------	------	------	-----	-----	-----	-----	-----	-----

Blanchard:	(21,27)	(32,46,45,41)	(25)	(46)	(37)	(45b,41)	(36)	(29,31)	(47)	(22,44)
------------	---------	---------------	------	------	------	----------	------	---------	------	---------

OPP.:	(25,44,32,38,47)	(28)	(35,38)	(29)	(51,27,49)	(51,45)	(28,24,35,49)	(42)	(39,23,33,50,35)	(25)	(41)	(1)	(34,48b,38)
-------	------------------	------	---------	------	------------	---------	---------------	------	------------------	------	------	-----	-------------

	(27b,37)	(51,39)	(33,43)	(54,55,50)
--	----------	---------	---------	------------

RUSHING	NO.	YDS.	AVG.	LG	TD
Faulk	289	1078	3.7	40	11
Potts	65	309	4.8	37	0
Harbaugh	52	235	4.5	21	2
Warren	47	152	3.2	42	1
Bailey	1	34	34.0	34	0
Workman	9	26	2.9	13	0
Erickson	9	14	1.6	15	0
Humphrey	2	6	3.0	5	0
Justin	3	1	0.3	2	0
Crockett	1	0	0.0	0	0
COLTS	478	1855	3.9	42	14
OPPONENTS	418	1457	3.5	30	8

RECEIVING	NO.	YDS.	AVG.	LG	TD
Faulk	56	475	8.5	34	3
Dawkins	52	784	15.1	52	3
Dilger	42	635	15.1	42	4
Turner	35	431	12.3	47	4
Bailey	21	379	18.0	45	3
Potts	21	228	10.9	52	1
Warren	17	159	9.4	18	0
Anderson	8	111	13.9	28	2
Stablein	8	95	11.9	16	0
Arbuckle	4	33	8.3	12	0
Crockett	2	35	17.5	19	0
Humphrey	2	11	5.5	6	0
Banta	1	6	6.0	6	0
Harbaugh	1	-9	-9.0	-9	0
COLTS	270	3373	12.5	52	20
OPPONENTS	336	3739	11.1	73t	23

INTERCEPTIONS	NO.	YDS.	AVG.	LG	TD
Daniel	3	142	47.3	97t	1
Ambrose	3	12	4.0	7	0
Buchanan	2	60	30.0	60	0
Gray	1	10	10.0	10	0
Grant	1	9	9.0	9	0
Watts	1	9	9.0	9	0
Coryatt	1	6	6.0	6	0
Belser	1	0	0.0	0	0
COLTS	13	248	19.1	97t	1
OPPONENTS	11	156	14.2	49t	1

PUNTING	NO.	YDS.	AVG.	TB	IN20	LG	BLK.
Gardocki	63	2681	42.6	7	16	69	0
COLTS	63	2681	42.6	7	16	69	0
OPPONENTS	63	2580	41.0	4	19	57	0

PUNT RETURNS	NO.	FC	YDS.	AVG.	LG	TD
Buchanan	16	4	113	7.1	17	0
Bronson	13	6	79	6.1	32	0
Stablein	0	2	0	0.0	0	0
COLTS	29	12	192	6.6	32	0
OPPONENTS	37	5	436	11.8	62	0

KICKOFF RETURNS	NO.	YDS.	AVG.	LG	TD
Bailey	21	495	23.6	95t	1
Humphrey	21	453	21.6	64	0
Warren	15	315	21.0	34	0
Morrison	2	6	3.0	6	0
Bronson	1	31	31.0	31	0
Buchanan	1	22	22.0	22	0
Belser	1	15	15.0	15	0
Radecic	1	-5	-5.0	-5	0
COLTS	63	1332	21.1	95t	1
OPPONENTS	68	1546	22.7	84t	1

SACKS: Colts 29.0; Opponents 49.0; Bennett 10.5-67.5; Johnson 4.5-26; McCoy 2.5-15.5; Coryatt 2.5-5; Siragusa 2-14; Grant 2-13; Whittington 2-11; Alberts 2-9; Buchanan 1-8

USUAL STARTERS

PRO BOWLERS IN BOLDFACE

OFFENSE	DEFENSE
WR Sean Dawkins	LDE Bernard Whittington
LT Will Wolford	LDT Tony McCoy
LG Randy Dixon	RDT Tony Siragusa
C Kirk Lowdermilk	RDE Tony Bennett
RG Joe Staysniak	LLB Stephen Grant
RT Jason Mathews	MLB Jeff Herrod
TE Ken Dilger	RLB Quentin Coryatt
WR Floyd Turner	LCB Ray Buchanan
QB Jim Harbaugh	RCB Eugene Daniel
RB Marshall Faulk	SS David Tate
RB Roosevelt Potts	FS Jason Belser

PASSING	ATT.	COMP.	YDS.	PCT.	AVG./ATT.	TD	TD%	INT.	INT%	LG	SACKED	RATING
Harbaugh	314	200	2575	63.7	8.20	17	5.4	5	1.6	52t	36/219	100.7
Erickson	83	50	586	60.2	7.06	3	3.6	4	4.8	39t	10/68	73.7
Justin	36	20	212	55.6	5.89	0	0.0	2	5.6	20t	3/22	49.8
Gardocki	1	0	0	0.0	0.00	0	0.0	0	0.0	0t	0/0	39.6
COLTS	434	270	3373	62.2	7.77	20	4.6	11	2.5	52t	49/309	91.1
OPPONENTS	569	336	3739	59.1	6.57	23	4.0	13	2.3	73t	29/169	82.6

1996

RECORD: 9-7 COACH: LINDY INFANTE
THIRD – AFC EASTERN DIVISION
HOME: 6-2 AWAY: 3-5
DIV: 4-4 CONF: 6-6 NCONF: 3-1

*Sellout

DATE	RESULTS	OPPONENT	ATTENDANCE
9/1	W	20-13 ARIZONA	48,133
9/8	W	21-7 @ New York Jets	63,534
9/15	W	25-24 @ Dallas	63,021
9/23	W	10-6 MIAMI	*60,891
10/6	L	13-16 OT @ Buffalo	79,401
10/13	W	26-21 BALTIMORE	*56,978
10/20	L	9-27 NEW ENGLAND	*58,725
10/27	L	16-31 @ Washington	54,254
11/3	L	19-26 SAN DIEGO	*58,484
11/10	L	13-37 @ Miami	66,623
11/17	W	34-29 NEW YORK JETS	48,322
11/24	L	13-27 @ New England	58,226
12/1	W	13-10 OT BUFFALO	*53,804
12/5	W	37-10 PHILADELPHIA	52,689
12/15	W	24-19 @ Kansas City	71,136
12/22	L	24-31 @ Cincinnati	49,389
12/29	L	14-42 @ Pittsburgh	58,078

TEAM STATISTICS		COLTS	OPP
TOTAL FIRST DOWNS		288	305
Rushing		89	108
Passing		172	189
Penalty		27	8
3rd Dwn M/A/Pct		81/215 37.7	88/221 39.8
4th Dwn M/A/Pct		5/12 41.7	11/15 73.3
TOTAL NET YARDS		4744	5403
Avg. Per Game		296.5	337.7
Total Plays		1000	1022
Avg. Per Play		4.7	5.3
NET YARDS RUSHING		1448	1760
Avg. Per Game		90.5	110.0
Total Rushes		420	459
NET YARDS PASSING		3296	3643
Avg. Per Game		206.0	227.7
Tackled/Yds Lost		43/248	29/182
Gross Yards		3544	3825
Att./Completions		537/311	534/318
Completion Pct.		57.9	59.6
Had Intercepted		11	13
PUNTS/AVERAGE		68/45.7	81/43.5
NET PUNTING AVG.		39.0	36.3
PENALTIES/YARDS		76/615	121/970
FUMBLES/BALL LOST		24/13	20/10
TOUCHDOWNS		30	38
Rushing		9	12
Passing		16	25
Defense/Kicking		4/1	0/1
TIME OF POSSESSION		30:44	29:16

SCORE BY PERIODS	1	2	3	4	OT	TOTAL
COLTS	57	94	65	98	3	317
OPPONENTS	60	123	66	82	3	334

SCORING	TDR	TDP	TDRT	PAT	FG	2P	S	TP
Blanchard					27-27	36-40		135
Harrison		8						48
Faulk	7							42
Dilger		4						24
Belser			2					12
Bailey			1					6
Crockett		1						6
Daniel			1					6
Dawkins		1						6
Harbaugh	1							6
Herrod			1					6
Pollard		1						6
Stablein		1						6
Warren		1						6
Dent							1	2
COLTS	9	16	5	27	27-36	40	0	1 317
OPPONENT 12	25	1	33	34	23-28	0	1	334

2-Point: Colts 0-3; Opponent 1-4

FGS	1-19	20-29	30-39	40-49	50+	TOT.
Blanchard	1-1	11-11	8-9	11-14	5-5	36-40
COLTS	1-1	11-11	8-9	11-14	5-5	36-40
OPP.	0-0	12-12	7-7	3-6	1-3	23-28

Blanchard:	(23 40)	(0)	(23 25 52 43)	(18)	(46 44 41)		
	(27 30)	(21 35 38)	(21 49 42 51)				
	(47 39 33 20)	(48 22)	(25 49 37 50)				
	(42 50)	(33 41 25 49)	(30 42 51)	(22 32)			
OPP.:	(24 29 46)	(0)	(62 40 57)	(24 29 53)			
	(42 37 39)	(0)	(44 36)	(20)	(28 30 47 22)		
	(44)	(23)	(26 22)	(24)	(31)	(30 30)	(25)

RUSHING	NO.	YDS.	AVG.	LG	TD
Faulk	198	587	3.0	43	7
Warren	67	230	3.4	53	1
Harbaugh	48	192	4.0	21	1
Groce	46	184	4.0	24	0
Crockett	31	164	5.3	25	0
Workman	24	70	2.9	11	0
Harrison	3	15	5.0	15	0
Justin	2	7	3.5	6	0
Bell	1	-1	-1.0	-1	0
COLTS	420	1448	3.4	53	9
OPPONENTS	459	1760	3.8	32	12

RECEIVING	NO.	YDS.	AVG.	LG	TD
Harrison	64	836	13.1	41	8
Faulk	56	428	7.6	30t	0
Dawkins	54	751	13.9	42	1
Dilger	42	503	12.0	51	4
Warren	22	174	7.9	17	0
Bailey	18	302	16.8	40	0
Stablein	18	192	10.7	30t	1
Groce	13	106	8.2	24	0
Crockett	11	96	8.7	32	1
Pollard	6	86	14.3	48t	1
Workman	4	36	9.0	18	0
Stock	2	24	12.0	13	0
Doering	1	10	10.0	10	0
COLTS	311	3544	11.4	51	16
OPPONENTS	318	3825	12.0	95t	25

INTERCEPTIONS	NO.	YDS.	AVG.	LG	TD
Belser	4	81	20.3	44t	2
Daniel	3	35	11.7	35t	1
Buchanan	2	32	16.0	32	0
Herrod	1	68	68.0	68t	1
Watts	1	21	21.0	21	0
Morrison	1	20	20.0	20	0
Alberts	1	19	19.0	19	0
COLTS	13	276	21.2	68t	4
OPPONENTS	11	133	12.1	36	0

PUNTING	NO.	YDS.	AVG.	TB	IN20	LG	BLK.
Gardocki	68	3105	45.7	2	23	61	0
COLTS	68	3105	45.7	2	23	61	0
OPPONENTS	81	3525	43.5	7	22	65	0

PUNT RETURNS	NO.	FC	YDS.	AVG.	LG	TD
Harrison	18	9	177	9.8	31	0
Buchanan	12	3	201	16.8	82	0
Stablein	6	2	56	9.3	30	0
Stock	5	1	13	2.6	9	0
COLTS	41	15	447	10.9	82	0
OPPONENTS	38	15	413	10.9	71	0

KICKOFF RETURNS	NO.	YDS.	AVG.	LG	TD
Bailey	43	1041	24.2	95t	1
Stock	12	254	21.2	28	0
Warren	3	54	18.0	18	0
Buchanan	1	20	20.0	20	0
Groce	1	18	18.0	18	0
Hetherington	1	16	16.0	16	0
COLTS	61	1403	23.0	95t	1
OPPONENTS	67	1666	24.9	70	0

SACKS: Colts 29.0; Opponents 43.0; Dent 6.5-42; Bennett 6-26; McCoy 5-36; Whittington 3-23; Siragusa 2-21; Belser 1-7; Alexander 1-6; Grant 1-5; Martin 1-5; Tate 1-3; Team 1-2; Buchanan 0.5-6

USUAL STARTERS			
PRO BOWLERS IN BOLDFACE		OFFENSE	DEFENSE
WR	Sean Dawkins	LDE	Bernard Whittington
LT	Kipp Vickers,	LDT	Tony McCoy
	Troy Auzenne		
LG	Doug Widell	RDT	Tony Siragusa
C	Kirk Lowdermilk	RDE	Tony Bennett
RG	Eric Mahlum	LLB	Stephen Grant
RT	Jason Mathews	MLB	Jeff Herrod
TE	Ken Dilger	RLB	Quentin Conrytt,
			Steve Morrison
WR	Marvin Harrison	LGB	Ray Buchanan
QB	Jim Harbaugh	RCB	Eugene Daniel
RB	Marshall Faulk	SS	David Tate
RB	Cliff Groce	FS	Jason Belser
K	Cary Blanchard	P	Chris Gardocki

PASSING	ATT.	COMP.	YDS.	PCT.	AVG./ATT.	TD	TD%	INT.	INT%	LG	SACKED	RATING
Harbaugh	405	232	2630	57.3	6.49	13	3.2	11	2.7	51t	36/190	76.3
Justin	127	74	839	58.3	6.61	2	1.6	0	0.0	38t	7/158	83.4
Bell	5	5	75	100.0	15.00	1	20.0	0	0.0	30t	0/110	158.3
COLTS	537	311	3544	57.9	6.60	16	3.0	11	2.0	51t	43/248	79.2
OPPONENTS	534	318	3825	59.6	7.16	25	4.7	13	2.4	95t	29/182	87.0

2013 SEASON IN REVIEW
 COLTS HISTORY
 PLAYERS
 BUSINESS OPERATIONS
 FOOTBALL OPERATIONS
 COACHING STAFF
 ADMINISTRATION
 RECORDS IN THE COMMUNITY

1997

RECORD: 3-13 COACH: LINDY INFANTE
FIFTH – AFC EASTERN DIVISION
HOME: 2-6 AWAY: 1-7
DIV: 2-6 CONF: 2-10 NCONF: 1-3

*Sellout DATE	RESULTS	OPPONENT	ATTENDANCE
8/31	L 10-16	@ Miami	70,813
9/7	L 6-31	NEW ENGLAND	53,632
9/14	L 3-31	SEATTLE	49,194
9/21	L 35-37	@ Buffalo	55,340
10/5	L 12-16	NEW YORK JETS	48,295
10/12	L 22-24	@ Pittsburgh	57,925
10/20	L 6-9	BUFFALO	*61,139
10/26	L 19-35	@ San Diego	63,177
11/2	L 28-31	TAMPA BAY	58,512
11/9	L 13-28	CINCINNATI	58,473
11/16	W 41-38	GREEN BAY	*60,928
11/23	L 10-32	@ Detroit	62,803
11/30	L 17-20	@ New England	58,507
12/7	W 22-14	@ New York Jets	61,168
12/14	W 41-0	MIAMI	*61,282
12/21	L 28-39	@ Minnesota	54,107

TEAM STATISTICS	COLTS	OPP
TOTAL FIRST DOWNS	301	280
Rushing	109	95
Passing	171	163
Penalty	21	22
3rd Dwn M/A/Pct	83/219 37.9	83/199 41.7
4th Dwn M/A/Pct	10/20 50.0	4/14 28.6
TOTAL NET YARDS	4869	4854
Avg. Per Game	304.3	303.4
Total Plays	1035	928
Avg. Per Play	4.7	5.2
NET YARDS RUSHING	1727	2034
Avg. Per Game	107.9	127.1
Total Rushes	450	438
NET YARDS PASSING	3142	2820
Avg. Per Game	196.4	176.3
Tackled/Yds Lost	62/418	37/247
Gross Yards	3560	3067
Att./Completions	523/317	453/261
Completion Pct.	60.6	57.6
Had Intercepted	17	12
PUNTS/AVERAGE	67/45.3	64/46.1
NET PUNTING AVG.	36.2	39.1
PENALTIES/YARDS	106/880	102/861
FUMBLES/BALL LOST	23/11	23/13
TOUCHDOWNS	31	46
Rushing	10	18
Passing	16	26
Defense/Kicking	4/1	1/1
TIME OF POSSESSION	32:56	27:04

SCORE BY PERIODS	1	2	3	4	OT	TOTAL
COLTS	62	103	50	98	0	313
OPPONENTS	74	141	65	121	0	401

SCORING	TDR	TDP	TORT	PAT	FG	2P	S	TP
Blanchard			21-21	32-41				117
Faulk	7	1						48
Harrison	6					2		40
Bailey	3							18
Dilger	3							18
Dawkins	2							12
Warren	2							12

Stablein	1				1	8
Alexander		1				6
Belser		1				6
Blackmon		1				6
Crockett	1					6
Fontenot		1				6
McElroy		1				6
Pollard					1	2
Team						1 2
COLTS	10	16	5	21-21	32-41	4 1 313
OPPONENT	18	26	2	42-44	27-31	0 1 401
2-Point:	Colts 4-10; Opponent 0-2					

FGS	1-19	20-29	30-39	40-49	50+	TOT.
Blanchard	0-0	9-9	12-14	10-15	1-3	32-41
COLTS	0-0	9-9	12-14	10-15	1-3	32-41
OPP.	2-2	10-10	8-9	4-6	3-4	27-31

Blanchard:	(42, 45, 58, 35)(45,38)(46)
	(39,36,49,22,25) (48)(37,27,35,42)
	(51,39,32)(43,36,30) (30,42,45)
	(42,42,41,35,20)(35,24,42)
	(38,20,42)(21,50)(27,21)
OPP.:	(23,34,19)(21)(27)(27)(53,37,23)(23)
	(22,47,32,27)(45,35,34,31,45,40b)(36)(18)
	(38,52,55)(32,48)(42)(50)(29,25)

RUSHING	NO.	YDS.	AVG.	LG	TD
Faulk	264	1054	4.0	45	7
Crockett	95	300	3.2	20	1
Harbaugh	36	206	5.7	18	0
Warren	28	80	2.9	11	2
Groce	10	66	6.6	29	0
Bailey	3	20	6.7	18	0
Holcomb	5	5	1.0	3	0
Justin	6	2	0.3	3	0
Potts	1	1	1.0	1	0
Harrison	2	-7	-3.5	0	0
COLTS	450	1727	3.8	45	10
OPPONENTS	438	2034	4.6	80t	18

RECEIVING	NO.	YDS.	AVG.	LG	TD
Harrison	73	866	11.9	44	6
Faulk	68	804	11.8	51	2
Dilger	47	471	10.0	58	1
Bailey	27	380	14.1	43	3
Stablein	26	329	12.7	22	3
Stablein	25	253	10.1	30	1
Warren	20	192	9.6	31	0
Crockett	15	112	7.5	19	0
Pollard	10	116	11.6	28	0
Stutzker	3	22	7.3	11	0
Doering	2	12	6.0	8	0
Glenn	1	3	3.0	3	0
COLTS	317	3560	11.2	58	16
OPPONENTS	261	3067	11.8	74	26

INTERCEPTIONS	NO.	YDS.	AVG.	LG	TD
Belser	2	121	60.5	50t	1
Coryatt	2	3	1.5	3	0
C. Gray	2	0	0.0	0	0
Alexander	1	43	43.0	43t	1
Mathis	1	31	31.0	31	0
Johnson	1	18	18.0	18	0
Clark	1	14	14.0	14	0
Blackmon	1	2	2.0	2	0
Morrison	1	2	2.0	2	0
COLTS	12	234	19.5	52t	2
OPPONENTS	17	285	16.8	43	0

PUNTING	NO.	YDS.	AVG.	TB	INTO	LG	BLK.
Cardocki	67	3034	45.3	6	18	72	0
COLTS	67	3034	45.3	6	18	72	0
OPPONENTS	64	2948	46.1	10	14	65	0

PUNT RETURNS	NO.	FC	YDS.	AVG.	LG	TD
Cardocki	17	9	133	7.8	20	0
Jacquet	13	0	96	7.4	17	0
Bailey	1	0	19	19.0	19	0
Harrison	0	1	0	0.0	0	0
COLTS	31	10	248	8.0	20	0
OPPONENTS	43	8	491	11.4	63	0

KICKOFF RETURNS	NO.	YDS.	AVG.	LG	TD
Bailey	55	1206	21.9	61	0
Jacquet	8	156	19.5	27	0
Hetherington	2	23	11.5	23	0
Neal	1	23	23.0	23	0
Warren	1	19	19.0	19	0
Groce	1	15	15.0	15	0
COLTS	68	1442	21.2	61	0
OPPONENTS	64	1544	24.1	53	1

SACKS: Colts 37.0; Opponents 62.0; Football 10.5-65.5; Johnson 4.5-38; Fontenot 4.5-28; Bennett 3-13; Blackmon 3-22; McCoy 2.5-21.5; Coryatt 2-7; Montgomery 1-16; Alexander 1-12; Shello 1-8; Belser 1-7; Burroughs 1-5; Morrison 1-4; Team 1-0

USUAL STARTERS

OFFENSE		DEFENSE	
WR	Sean Dawkins	LDE	Al Fontenot
LT	Adam Meadows	LDT	Tony McCoy
LG	Doug Widell	RDT	Ellis Johnson
C	Jay Leeuwenburg	RDE	Dan Footman
RG	Tarik Glenn	LLB	Elijah Alexander, Steve Morrison
RT	Tony Mandarich	MLB	Stephen Grant
TE	Ken Dilger	RLB	Quenton Coryatt
WR	Marvin Harrison	LCB	Carlton Gray
QB	Jim Harbaugh	RCB	Damon Watts, Dedic Mathis
RB	Marshall Faulk	SS	Robert Blackmon
RB	Zack Crockett	FS	Jason Belser

PASSING	ATT.	COMP.	YDS.	PCT.	AVG./ATT.	TD	TD%	INT.	INT%	LG	SACKED	RATING
Harbaugh	309	189	2060	61.2	6.67	10	3.2	4	1.3	58	41/256	86.2
Justin	140	83	1046	59.3	7.47	5	3.6	5	3.6	44	10/186	79.6
Holcomb	73	45	454	61.6	6.22	1	1.4	8	11.0	41	11/176	44.3
Warren	1	0	0	0.0	0.00	0	0.0	0	0.0	0	0/110	39.6
COLTS	523	317	3560	60.6	6.81	16	3.1	17	3.3	58	62/418	77.6
OPPONENTS	453	261	3067	57.6	6.77	26	5.7	12	2.6	74	37/247	86.4

1998

RECORD: 3-13 COACH: JIM MORA
FIFTH – AFC EASTERN DIVISION
HOME: 3-5 AWAY: 0-8
DIV: 1-7 CONF: 3-9 NCONF: 0-4

*Sellout	DATE	RESULTS	OPPONENT	ATTENDANCE
9/6	L	15-24	MIAMI	*60,587
9/13	L	6-29	@ New England	60,068
9/20	L	6-44	@ New York Jets	79,469
9/27	L	13-19 OT	NEW ORLEANS	48,480
10/4	W	17-12	SAN DIEGO	51,988
10/11	L	24-31	BUFFALO	52,938
10/18	L	31-34	@ San Francisco	68,486
11/1	L	16-21	NEW ENGLAND	58,056
11/8	L	14-27	@ Miami	73,400
11/15	W	24-23	NEW YORK JETS	55,520
11/22	L	11-34	@ Buffalo	49,032
11/29	L	31-38	@ Baltimore	68,898
12/6	L	21-28	@ Atlanta	61,141
12/13	W	39-26	CINCINNATI	55,179
12/20	L	23-27	@ Seattle	58,703
12/27	L	19-27	CAROLINA	58,182

TEAM STATISTICS	COLTS	OPP
TOTAL FIRST DOWNS	298	341
Rushing	77	131
Passing	190	181
Penalty	31	29
3rd Down: M/A/Pct.	71/202 35.1	89/208 42.8
4th Down: M/A/Pct.	4/10 40.0	3/9 33.3
TOTAL NET YARDS	5116	5832
Avg. Per Game	319.8	364.5
Total Plays	982	1043
Avg. Per Play	5.2	5.6
NET YARDS RUSHING	1486	2566
Avg. Per Game	92.9	160.4
Total Rushes	384	544
NET YARDS PASSING	3630	3266
Avg. Per Game	226.9	204.1
Tackled/Yards Lost	22/109	38/231
Gross Yards	3739	3497
Att./Completions	576/326	461/275
Completion Pct.	56.6	59.7
Had Intercepted	28	8
PUNTS/AVERAGE	79/45.4	68/44.6
NET PUNTING AVG.	37.1	36.6
PENALTIES/YARDS	106/853	108/917
FUMBLES/BALL LOST	10/5	29/11
TOUCHDOWNS	33	52
Rushing	7	20
Passing	26	27
Defense/Kicking	0/0	3/2
POSSESSION AVG.	27.47	32.13

SCORE BY PERIODS	1	2	3	4	OT	TOTAL
COLTS	105	69	47	89	0	310
OPPONENTS	60	170	61	147	6	444

SCORING	TDR	TDP	TDRT	PAT	FG	P	S	TP
Vanderjagt				23-23	27-31			104
Faulk	6	4						60
Harrison		7				1		44
Small		7						42
Pollard		4				2		28
Warren	1	1						12
Dilger		1				1		8
Green		1						6
Pathon		1						6
COLTS	7	26	5	23-23	27-31	4	0	310
OPPONENTS	20	27	5	44-45	28-37	2	0	444
2-Point: Colts 4-10, Opponents 2-6								
FGS	1-19	20-29	30-39	40-49	50+	TOT.		
Vanderjagt	1-1	8-8	4-4	8-9	6-9	27-31		
COLTS	1-1	8-8	4-4	8-9	6-9	27-31		
OPP.	1-1	12-13	5-5	8-12	2-6	28-37		

Vanderjagt:	(51,27,20)	(43,24)	(52,19)	(48,40)	(51,40)
	22,33	43,41	38,53	50	(31,63)
	27	(53,52)	(50)	32,48,20	22,28,47,42
OPP.:	(22,51)	(19,23,52,42)	(36)	(22,20)	
	50,47,25	(53,39)	(27,43,24)		
	(21,37)	(37,40,25,47)	(35,24)	(43,48,47)	
	(47)	(41,26)	(42,53,52,30)	(44,27)	

RUSHING	NO.	YDS.	AVG.	LG	TD
Faulk	324	1319	4.1	68T	6
Manning	15	62	4.1	15	0
Warren	25	61	2.4	14	1
Elias	8	24	3.0	8	0
Heyward	6	15	2.5	8	0
Crockett	2	5	2.5	5	0
Small	1	2	2.0	2	0
Pathon	3	-2	-0.7	4	0
COLTS	384	1486	3.9	68T	7
OPPONENTS	544	2566	4.7	51	20

RECEIVING	NO.	YDS.	AVG.	LG	TD
Faulk	86	908	10.6	78T	4
Harrison	59	776	13.2	61T	7
Pathon	50	511	10.2	45	1
Small	45	681	15.1	53	7
Dilger	31	303	9.8	27	1
Pollard	24	309	12.9	44T	4
Green	15	177	11.8	25	1
Warren	11	44	4.0	12	1
Elias	1	11	11.0	11	0
Heyward	1	9	9.0	9	0
Banta	1	7	7.0	7	0
Greene	1	2	2.0	2	0
Crockett	1	1	1.0	1	0
COLTS	326	3739	11.5	78T	26
OPPONENTS	275	3497	12.7	82T	27

INTERCEPTIONS	NO.	YDS.	AVG.	LG	TD
Clark	1	30	30.0	30	0
Montgomery	1	22	22.0	22	0
Belsler	1	19	19.0	19	0
Blackmon	1	14	14.0	14	0
Alexander	1	12	12.0	12	0
Barber	1	0	0.0	0	0
Burris	1	0	0.0	0	0
Poole	1	0	0.0	0	0
COLTS	8	97	12.1	30	0
OPPONENTS	28	353	12.6	59T	2

PUNTING	NO.	YDS.	AVG.	TB	IN20	LG	BLK.
Gardocki	79	3583	45.4	10	23	62	0
COLTS	79	3583	45.4	10	23	62	0
OPPONENTS	68	3032	44.6	10	21	73	0

PUNT RETURNS	NO.	FC	YDS.	AVG.	LG	TD
Bailey	19	4	176	9.3	33	0
Poole	12	6	107	8.9	16	0
Belsler	1	0	53	53.0	53	0
McGuire	2	1	4	2.0	4	0
COLTS	34	11	340	10.0	53	0
OPPONENTS	42	16	451	10.7	40	0

KICKOFF RETURNS	NO.	YDS.	AVG.	LG	TD
Bailey	34	759	22.3	44	0
Elias	14	317	22.6	29	0
Warren	8	152	19.0	26	0
Hetherington	5	71	14.2	20	0
McGuire	4	75	18.8	28	0
Clark	3	38	12.7	15	0
Dilger	1	14	14.0	14	0
Pollard	1	4	4.0	4	0
Morrison	1	2	2.0	2	0
COLTS	71	1432	20.2	44	0
OPPONENTS	65	1687	26.0	99T	1

SACKS: Colts 38.0; Opponents 22.0; Johnson 8-34; McCoy 6-27; Berry 4-27; Whittington 4-23; Chester 3-19; Barber 2-26; Montgomery 2-23; Tuinei 2-12; Belsler 1-13; Chorak 1-7; Morrison 1-6; Shello 1-6; Blackmon 1-1; Fontenot 1-0

USUAL STARTERS			
PRO BOWLERS IN BOLDFACE			
OFFENSE	DEFENSE		
WR Jerome Pathon	LDE	Bernard Whittington	
LT Tarik Glenn	LDT	Tony McCoy	
LG Steve McKinney	RDT	Ellis Johnson	
C Jay Leeuwenburg	RDE	Bertrand Berry	
RG Tony Mandarich	LLB	Steve Morrison	
RT Adam Meadows	MLB	Jeff Herrod	
TE Ken Dilger		Michael Barber	
WR Marvin Harrison	RLB	Elijah Alexander	
QB Peyton Manning	LCB	Jeff Burris	
RB Marshall Faulk	RCB	Tyrone Poole	
H-B Marcus Pollard	SS	Robert Blackmon	
	FS	Jason Belsler	

PASSING	ATT.	COMP.	YDS.	PCT.	AVG./ATT.	TD	TD%	INT.	INT%	LG	SACKED	RATING
Manning	575	326	3739	56.7	6.50	26	4.5	28	4.9	78T	22/109	71.2
Small	1	0	0	0.0	0.00	0	0.0	0	0.0	0	0/0	39.6
TEAM	576	326	3739	56.6	6.49	26	4.5	28	4.9	78T	22/109	71.1
OPPONENTS	461	275	3497	59.7	7.59	27	5.9	8	1.7	82T	38/231	95.7

ADMINISTRATION
 COACHING STAFF
 FOOTBALL OPERATIONS
 BUSINESS OPERATIONS
 PLAYERS
 2013 SEASON IN REVIEW
 COLTS HISTORY
 RECORDS
 COLTS IN THE COMMUNITY

1999

RECORD: 13-3 COACH: JIM MORA
FIRST – AFC EASTERN DIVISION
HOME: 7-1 AWAY: 6-2
DIV: 5-3 CONF: 9-3 NCONF: 4-0

ADMINISTRATION
 COACHING STAFF
 FOOTBALL OPERATIONS
 BUSINESS OPERATIONS
 PLAYERS
 2013 SEASON IN REVIEW
 COLTS HISTORY
 RECORDS
 COLTS IN THE COMMUNITY

*Sellout DATE	RESULTS	OPPONENT	ATTENDANCE
9/12	W 31-14	BUFFALO	*56,238
9/19	L 28-31	@ New England	59,640
9/26	W 27-19	@ San Diego	56,942
10/10	L 31-34	MIAMI	*56,810
10/17	W 16-13	@ New York Jets	78,112
10/24	W 31-10	CINCINNATI	*55,996
10/31	W 34-24	DALLAS	*56,860
11/7	W 25-17	KANSAS CITY	*56,689
11/14	W 27-19	@ New York Giants	78,081
11/21	W 44-17	@ Philadelphia	65,521
11/28	W 13-6	NEW YORK JETS	*56,689
12/5	W 37-34	@ Miami	74,096
12/12	W 20-15	NEW ENGLAND	*56,975
12/19	W 24-21	WASHINGTON	*57,013
12/26	W 29-28	@ Cleveland	72,618
1/2	L 6-31	@ Buffalo	61,959
1/16	L 16-19	TENNESSEE	*57,097

TEAM STATISTICS	COLTS	OPP
TOTAL FIRST DOWNS	327	304
Rushing	89	92
Passing	200	192
Penalty	38	20
3rd Down: M/A/Pct.	73/186 39.2	73/208 35.1
4th Down: M/A/Pct.	2/6 33.3	7/16 43.8
TOTAL NET YARDS	5726	5221
Avg. Per Game	357.9	326.3
Total Plays	979	1008
Avg. Per Play	5.8	5.2
NET YARDS RUSHING	1660	1715
Avg. Per Game	103.8	107.2
Total Rushes	419	406
NET YARDS PASSING	4066	3506
Avg. Per Game	254.1	219.1
Tackled/Yards Lost	14/116	41/269
Gross Yards	4182	3775
Att./Completions	546/338	561/328
Completion Pct.	61.9	58.5
Had Intercepted	17	10
PUNTS/AVERAGE	60/41.1	83/41.4
NET PUNTING AVG.	60/30.6	83/35.3
PENALTIES/YARDS	81/683	130/1093
FUMBLES/BALL LOST	25/11	22/13
TOUCHDOWNS	46	36
Rushing	15	12
Passing	26	21
Defense/Kicking	2/3	3/0
POSSESSION AVG.	30:45	29:15

SCORE BY PERIODS	1	2	3	4	OT	TOTAL
COLTS	112	114	88	109	0	423
OPPONENTS	51	109	63	110	0	333

SCORING	TDR	TDP	TDRT	PAT	FG	2P	S	TP
Vanderjagt				43-43	34-38			145
James	13	4						102
Harrison	12				1			74
Wilkins	4	3						42
Pollard	4							24
Dilger	2							12
Manning	2							12
Blevins			1					6
Cota			1					6
COLTS	15	26	5	43-43	34-38	1	0	423
OPPONENTS	12	21	3	31-31	26-29	2	0	333

2-Point: Colts 1-3, Opponents 2-5

FGS	1-9	20-29	30-39	40-49	50+	TOT.
Vanderjagt	2-2	10-10	11-13	10-11	1-2	34-38
COLTS	2-2	10-10	11-13	10-11	1-2	34-38
OPP.	1-1	9-9	11-11	4-7	1-1	26-29

Vanderjagt:	(45.35)	(36.35)	55.42	(41)	(31.18)	27	
	(22.37)	(43.30)	33.27	(47.34)	29.37	(40.35)	
	(45.29)	34	(22.37)	(44.48)	53	(28.31)	(43)
	(41.19)	21	(27.24)				
OPP:	(36.29)	26	(50)	(37.27)	21.43	(43.45)	39
	(32)	(24)	(38.47)	(33.42)	(48)	(33.30)	
	(31.32)	(28.28)	26	(23.32)	49	(19)	

RUSHING	NO.	YDS.	AVG.	LG	TD
James	369	1553	4.2	72	13
Manning	35	73	2.1	13	2
Elias	13	28	2.2	8	0
Harrison	1	4	4.0	4	0
Wilkins	1	2	2.0	2	0
COLTS	419	1660	4.0	72	15
OPPONENTS	406	1715	4.2	28	12

RECEIVING	NO.	YDS.	AVG.	LG	TD
Harrison	115	1663	14.5	57	12
James	62	586	9.5	54	4
Wilkins	42	565	13.5	80	4
Dilger	40	479	12.0	30	2
Pollard	34	374	11.0	33	4
Green	21	287	13.7	50	0
Pathon	14	163	11.6	38	0
Shields	4	37	9.3	21	0
Elias	4	16	4.0	7	0
Jones	1	8	8.0	8	0
Greene	1	4	4.0	4	0
COLTS	338	4182	12.4	80	26
OPPONENTS	328	3775	11.5	62	21

INTERCEPTIONS	NO.	YDS.	AVG.	LG	TD
Poole	3	85	28.3	38	0
Blevins	2	115	57.5	74	1
Burris	2	83	41.5	55	0
Wooten	1	4	4.0	4	0
Randolph	1	0	0.0	0	0
R. Thomas	1	0	0.0	0	0
COLTS	10	287	28.7	74	1
OPPONENTS	17	189	11.1	37	2

PUNTING	NO.	YDS.	AVG.	TB	IN20	LG	BLK.
Smith	58	2467	42.5	8	16	61	2
COLTS	60	2467	41.1	8	16	61	2
OPPONENTS	83	3437	41.4	6	24	59	0

PUNT RETURNS	NO.	FC	YDS.	AVG.	LG	TD
Wilkins	41	17	388	9.5	39	1
Pathon	0	1	0	0.0	0	0
COLTS	41	18	388	9.5	39	1
OPPONENTS	29	7	469	16.2	76	0

KICKOFF RETURNS	NO.	YDS.	AVG.	LG	TD
Wilkins	51	1134	22.2	97	1
Pathon	6	123	20.5	31	0
Elias	5	82	16.4	21	0
Muhammad	2	41	20.5	22	0
Austin	1	0	0.0	0	0
Greene	1	14	14.0	14	0
Shields	1	3	3.0	3	0
Belser	0	0	0.0	0	0
COLTS	67	1397	20.9	97	1
OPPONENTS	83	1822	22.0	50	0

SACKS: Colts 41.0; Opponents 14.0; Bratzke 12-70; E. Johnson 7.5-46.5; Bennett 5-31; Peterson 3-23; M. Thomas 3-23; Burris 2-12; King 1.5-3.5; Chester 1-18; Royal 1-13; Belsler 1-7; Whittington 1-7; Berry 1-6; Poole 1-5; Blevins 1-4

USUAL STARTERS			
PRO BOWLERS IN BOLDFACE		OFFENSE	DEFENSE
WR	Terrence Wilkins	LDE	Shawn King
LT	Tarik Glenn	LDT	Bernard Whittington
LG	Steve McKinney	RDT	Ellis Johnson
C	Larry Moore	RDE	Chad Bratzke
RG	Waverly Jackson	LLB	Cornelius Bennett
RT	Adam Meadows	MLB	Michael Barber
RE	Ken Dilger	RLB	Mike Peterson
WR	Marvin Harrison	LCB	Jeff Burris
QB	Peyton Manning	RCB	Tyrone Poole
RB	Edgerrin James	SS	Chad Cota
TE	Marcus Pollard	FS	Jason Belsler

PASSING	ATT.	COMP.	YDS.	PCT.	AVG./ATT.	TD	TD%	INT.	INT%	LG	SACKED	RATING
Manning	533	331	4135	62.1	7.76	26	4.9	15	2.8	80	14/116	90.7
Walsh	13	7	47	53.8	3.62	0	0.0	2	15.4	11	0/0	22.4
COLTS	546	338	4182	61.9	7.66	26	4.8	17	3.1	80	14/116	88.5
OPPONENTS	561	328	3775	58.5	6.73	21	3.7	10	1.8	62	41/269	83.9

2000

RECORD: 10-6 COACH: JIM MORA
SECOND – AFC EASTERN DIVISION
HOME: 6-2 AWAY: 4-4
DIV: 5-3 CONF: 8-4 NCONF: 2-2

*Sellout

DATE	RESULTS	OPPONENT	ATTENDANCE
9/3	W 27-14	@ Kansas City	78,357
9/10	L 31-38	OAKLAND	*56,769
9/25	W 43-14	JACKSONVILLE	*56,816
10/1	W 18-16	@ Buffalo	72,617
10/8	L 16-24	@ New England	60,292
10/15	W 37-24	@ Seattle	63,593
10/22	W 30-23	NEW ENGLAND	*56,828
10/29	W 30-18	DETROIT	*56,971
11/5	L 24-27	@ Chicago	66,944
11/12	W 23-15	NEW YORK JETS	*56,657
11/19	L 24-26	@ Green Bay	59,869
11/26	L 14-17	MIAMI	*56,935
12/3	L 17-27	@ New York Jets	78,138
12/11	W 44-20	BUFFALO	*56,671
12/17	W 20-13	@ Miami	73,884
12/24	W 31-10	MINNESOTA	*56,672
12/30	L 17-23 OT	@ Miami	73,193

TEAM STATISTICS	COLTS	OPP
TOTAL FIRST DOWNS	357	310
Rushing	111	109
Passing	213	177
Penalty	33	24
3rd Down: M/A/Pct.	94/201 46.8	84/217 38.7
4th Down: M/A/Pct.	9/10 90.0	10/14 71.4
TOTAL NET YARDS	6141	5357
Avg. Per Game	383.8	334.8
Total Plays	1026	1018
Avg. Per Play	6.0	5.3
NET YARDS RUSHING	1859	1935
Avg. Per Game	116.2	120.9
Total Rushes	435	446
NET YARDS PASSING	4282	3422
Avg. Per Game	267.6	213.9
Tackled/Yards Lost	20/131	42/252
Gross Yards	4413	3674
Att./Completions	571/357	530/317
Completion Pct.	62.5	59.8
Had Intercepted	15	14
PUNTS/AVERAGE	65/44.7	82/42.7
NET PUNTING AVG.	65/36.4	82/36.2
PENALTIES/YARDS	89/866	103/820
FUMBLES/BALL LOST	20/14	16/8
TOUCHDOWNS	50	37
Rushing	14	13
Passing	33	22
Defense/Kicking	3/0	1/1
POSSESSION AVG.	29:33	30:27

SCORE BY PERIODS	1	2	3	4	OT	TOTAL
COLTS	73	117	84	155	0	429
OPPONENTS	52	106	86	82	0	326

SCORING	TDR	TDP	TDRT	PAT	FG	2P	S	TP
Vanderjagt					46-46	25-27		121
James	13	5					1	110
Harrison	14							84
Pollard	3					1		20
Dilger	3							18
Pathon	3							18
Wilkins	3							18
Burris			1					6
Finn	1							6
Green	1							6
Holley			1					6
Manning	1							6
Muhammad			1					6
Bratzke							1	2
J. Williams								2

COLTS 14 33 3 46-46 25-27 2 2 429
OPPONENTS 13 22 2 33-33 21-28 1 1 326
2-Point: Colts 2-4, Opponents 3-4

FGS	1-19	20-29	30-39	40-49	50+	TOT.
Vanderjagt	1-1	6-6	13-13	5-6	0-1	25-27
COLTS	1-1	6-6	13-13	5-6	0-1	25-27
OPP.	1-1	11-14	4-4	4-6	1-3	21-28

Vanderjagt:	(23 40)/(47,31)	(41,22)/(45)
	(33 33 34)	(23 38 40)/(36)/(19)
	(26 38 35)/(38)/(59)(32)	(37 23 39)
	(48 31)/(28)	
OPP:	(0/50 24)/(19 30 27)/(21)(21,51)	
	(27 26 28)	(29 21)/(41 37)/(47,51)
	(42 28)/(28)	(49 45 21)/(29 46)
	(25 31)/(31)	

RUSHING	NO.	YDS.	AVG.	LG	TD
James	387	1709	4.4	30	13
Manning	37	116	3.1	14	1
Gordon	4	13	3.3	6	0
Smith	1	11	11.0	11	0
Wilkins	3	8	2.7	6	0
Pathon	1	3	3.0	3	0
Finn	1	1	1.0	1	0
al-Jabbar	1	-2	-2.0	-2	0
COLTS	435	1859	4.3	30	14
OPPONENTS	446	1935	4.3	55	13

RECEIVING	NO.	YDS.	AVG.	LG	TD
Harrison	102	1413	13.9	78	14
James	63	594	9.4	60	5
Pathon	50	646	12.9	38	3
Dilger	47	538	11.4	32	3
Wilkins	43	569	13.2	43	3
Pollard	30	439	14.6	50	3
Green	18	201	11.2	34	1
Finn	4	13	3.3	6	1
COLTS	357	4413	12.4	78	33
OPPONENTS	317	3674	11.6	50	22

INTERCEPTIONS	NO.	YDS.	AVG.	LG	TD
Burris	4	38	9.5	27	1
MacKlin	2	35	17.5	35	0
Peterson	2	8	4.0	5	0
Cota	2	3	1.5	3	0
Muhammad	1	40	40.0	40	1
Poole	1	1	1.0	1	0
Washington	1	1	1.0	1	0
Johnson	1	-1	-1.0	-1	0
COLTS	14	125	8.9	40	2
OPPONENTS	15	212	14.1	43	1

PUNTING NO.	YDS.	AVG.	TB	INTO	LG	BLK.	
Smith	65	2906	44.7	9	20	65	0
COLTS	65	2906	44.7	9	20	65	0
OPPONENTS	82	3503	42.7	9	20	70	1

PUNT RETURNS	NO.	FC	YDS.	AVG.	LG	TD
Wilkins	29	13	240	8.3	36	0
P. Williams	7	1	108	15.4	40	0
Muhammad	2	0	4	2.0	4	0
COLTS	38	14	352	9.3	40	0
OPPONENTS	28	21	357	12.8	80	0

KICKOFF RETURNS	NO.	YDS.	AVG.	LG	TD
Pathon	26	583	22.4	48	0
Wilkins	15	279	18.6	30	0
P. Williams	12	238	19.8	29	0
Muhammad	2	45	22.5	26	0
Holley	1	10	10.0	10	0
Dilger	1	0	0.0	0	0
MacKlin	1	0	0.0	0	0
COLTS	58	1155	19.9	48	0
OPPONENTS	73	1736	23.8	92	1

SACKS: Colts 42.0; Opponents 20.0; Bratzke 7.5-69; M. Thomas 5.0-32; Belsler 5.0-25; Johnson 5.0-25; Burris 3.0-19; J. Williams 3.0-18.5; Bennett 3.0-17; Chester 2.5-7.5; Washington 2.0-13; Scioli 2.0-7; Holsey 2.0-6; Hollier 1.0-7; Whittington 1.0-6

USUAL STARTERS PRO BOWLERS IN BOLDFACE

OFFENSE	DEFENSE
WR Jerome Pathon	LDE Bernard Holsey
LT Tarik Glenn	LDT Bernard Whittington
LG Steve McKinney	RDT Ellis Johnson
C Jeff Saturday	RDE Chad Bratzke
RG Larry Moore	LLB Cornelius Bennett
RT Adam Meadows	MLB Dwight Hollier
TE Ken Dilger	RLB Mike Peterson
WR Marvin Harrison	LCB Jeff Burris
QB Peyton Manning	RCB Tyrone Poole
RB Edgerrin James	SS Chad Cota
TE Marcus Pollard	FS Jason Belsler

PASSING	ATT.	COMP.	YDS.	PCT.	AVG./ATT.	TD	TD%	INT.	INT%	LG	SACKED	RATING
Manning	571	357	4413	62.5	7.73	33	5.8	15	2.6	78	20/131	94.7
COLTS	571	357	4413	62.5	7.73	33	5.8	15	2.6	78	20/131	94.7
OPPONENTS	530	317	3674	59.8	6.93	22	4.2	14	2.6	50	42/252	83.6

ADMINISTRATION
 COACHING STAFF
 FOOTBALL OPERATIONS
 BUSINESS OPERATIONS
 PLAYERS
 2013 SEASON IN REVIEW
 COLTS HISTORY
 RECORDS
 COLTS IN THE COMMUNITY



2001

RECORD: 6-10 COACH: JIM MORA
FOURTH - AFC EASTERN DIVISION

HOME: 3-5 AWAY: 3-5

DIV: 3-5 CONF: 5-7 NCONF: 1-3

ADMINISTRATION

COACHING STAFF

FOOTBALL OPERATIONS

BUSINESS OPERATIONS

PLAYERS

2013 SEASON IN REVIEW

COLTS HISTORY

RECORDS

COLTS IN THE COMMUNITY

*Sellout

Table with columns: DATE, RESULTS, OPPONENT, ATTENDANCE. Rows include games from 9/9 to 1/6.

TEAM STATISTICS

Table with columns: TEAM STATISTICS, COLTS, OPP. Rows include Total First Downs, Rushing, Passing, Penalty, etc.

SCORE BY PERIODS

Table with columns: COLTS, OPPONENTS, 1, 2, 3, 4, OT, TOTAL.

Table with columns: SCORING, TDR, TDP, TDRT, PAT, FG, 2P, S, TP. Rows include player stats and team totals.

2-Point: Colts 3-5, Opponents 1-4

Table with columns: FGS, Vanderjagt, COLTS, OPP. Rows include field goal stats.

Table with columns: Vanderjagt, OPP. Rows include punting stats.

Table with columns: OPP. Rows include punting stats.

Table with columns: RUSHING, Rhoads, James, Manning, McDougal, Harrison, Pathon. Rows include rushing stats.

Table with columns: RECEIVING, Harrison, Pollard, Wilkins, Rhoads, Dilger, Wayne, Pathon, James, Inasley, Simmons, McDougal, McKinney. Rows include receiving stats.

COLTS 349 4227 12.1 861 27

OPPONENTS 311 3857 12.4 911 30

Table with columns: INTERCEPTIONS, NO., YDS., AVG., LG, TD. Rows include player stats and team totals.

Table with columns: PUNTING, NO., YDS., AVG., TB, IN20, LG, BLK. Rows include punting stats.

Table with columns: PUNT RETURNS, NO., FC, YDS., AVG., LG, TD. Rows include punt return stats.

Table with columns: KICKOFF RETURNS, NO., YDS., AVG., LG, TD. Rows include kickoff return stats.

SACKS: Colts 40.0; Opponents 30.0; Bratzke 8.5-4.5; Washington 8.0-28.5; Nwokorie 5.0-19.5; Sciolli 4.0-39.0; Johnson 3.5-38.5; Williams 3.0-21.0; Peterson 1.5-8.5; Thomas 1.5-7.5; Sword 1.0-24.0; Peter 1.0-8.0; Phillips 1.0-7.0; Morris 1.0-4.0; Bird 0.5-1.5; Macklin 0.5-1.5

USUAL STARTERS PRO BOWLERS IN BOLDFACE

Table with columns: OFFENSE, DEFENSE. Rows include player names and positions.

Summary table with columns: PASSING, INT., LG, SACKED, RATING. Rows include Manning, Pypien, Dilger, COLTS, OPPONENTS.

2002

RECORD: 10-6 COACH: TONY DUNGY
 SECOND – AFC SOUTH DIVISION
 HOME: 5-3 AWAY: 5-3
 DIV: 4-2 CONF: 8-4 NCONF: 2-2

*Sellout

DATE	RESULTS	OPPONENT	ATTENDANCE
9/8 W	28-25	@ Jacksonville	56,595
9/15 L	13-21	MIAMI	*56,650
9/22 W	23-3	@ Houston	69,204
10/6 W	28-21	CINCINNATI	*56,570
10/13 W	22-20	BALTIMORE	*56,174
10/21 L	10-28	@ Pittsburgh	62,800
10/27 L	21-26	@ Washington	80,169
11/3 L	15-23	TENNESSEE	*56,752
11/10 W	35-13	@ Philadelphia	65,660
11/17 W	20-3	DALLAS	*57,057
11/24 W	23-20 OT	@ Denver	75,075
12/1 W	19-3	HOUSTON	*56,820
12/8 L	17-27	@ Tennessee	68,804
12/15 W	28-23	@ Cleveland	73,098
12/22 L	27-44	NEW YORK GIANTS	*56,579
12/29 W	20-13	JACKSONVILLE	*56,755
1/4 L	0-41	@ New York Jets	78,524

TEAM STATISTICS	COLTS	OPP
TOTAL FIRST DOWNS	324	279
Rushing	93	114
Passing	213	148
Penalty	18	17
3rd Down: M/A/Pct.	102/227 44.9	74/198 37.4
4th Down: M/A/Pct.	13/17 76.5	10/21 47.6
TOTAL NET YARDS	5616	4909
Avg. Per Game	351.0	306.8
Total Plays	1048	963
Avg. Per Play	5.4	5.1
NET YARDS RUSHING	1561	1992
Avg. Per Game	97.6	124.5
Total Rushes	434	459
NET YARDS PASSING	4055	2917
Avg. Per Game	253.4	182.3
Tackled/Yards Lost	23/145	36/243
Gross Yards	4200	3160
Att./Completions	591/392	468/288
Completion Pct.	66.3	61.5
Had Intercepted	19	10
PUNTS/AVERAGE	67/39.9	74/41.7
NET PUNTING AVG.	67/34.9	74/36.0
PENALTIES/YARDS	91/730	102/746
FUMBLES/BALL LOST	26/13	37/17
TOUCHDOWNS	40	36
Rushing	12	16
Passing	27	19
Defense/Kicking	1/0	1/0
TIME OF POSSESSION	30:52	29:08

SCORE BY PERIODS	1	2	3	4	OT	TOTAL
COLTS	55	75	59	157	3	349
OPPONENTS	83	94	64	72	0	313

SCORING	TDR	TDP	TDRT	PAT	FG	2P	S	TP
Vanderjagt				34-34	23-31			103
Harrison	11					1		68
Mungro	8							48
Pollard	6					1		38
Wayne	4							24
James	2	1			1	20		20
Ismail	3							18
Manning	2							12
Roberg	1							6
Washington		1						6
R. Williams	1							6
COLTS	12	17	1	34-34	23-31	3	0	349
OPPONENTS	16	19	1	32-34	21-26	1	0	313

2-Point: Colts 3-6, Opponents 1-2

FGS	1-19	20-29	30-39	40-49	50+	TOT.
Vanderjagt	1-1	7-8	6-7	6-12	3-3	23-31
COLTS	1-1	7-8	6-7	6-12	3-3	23-31
OPP.	0-0	11-12	6-6	3-4	1-4	21-26

Vanderjagt:	(33b)	(25.23)	(26.39)	(47.37)	(i)
	(39.50)	(43.25)	(38.48)	(41.46)	(48)
	(23.48)	(42.32)	(41.54)	(51.31)	(46)
	(44.44)	(20.27)	(19.27)		
OPP.:	(52.27)	(28.54)	(24.00)	(41.51)	(48)
	(40.23)	(41.22)	(28.34)	(39.34)	(20)
	(21.52)	(34.35)	(29.29)	(20.32)	(23)

RUSHING	NO.	YDS.	AVG.	LG	TD
James	277	989	3.6	20	2
Mungro	97	336	3.5	49	8
Manning	38	148	3.9	13	2
R. Williams	11	35	3.2	10	0
Walters	2	33	16.5	17	0
Harrison	2	10	5.0	8	0
Finn	5	8	1.6	5	0
Denison	2	2	1.0	3	0
COLTS	434	1561	3.6	49	12
OPPONENTS	459	1992	4.3	67	16

RECEIVING	NO.	YDS.	AVG.	LG	TD
Harrison	143	1722	12.0	69	11
James	61	354	5.8	23	1
Wayne	49	716	14.6	49	4
Ismail	44	462	10.5	42	3
Pollard	43	478	11.1	41	6
Walters	18	207	11.5	27	0
Mungro	13	81	6.2	11	0
Davenport	8	70	8.8	22	0
Finn	6	31	5.2	12	0
Roberg	2	17	8.5	15	1
Wiggins	2	17	8.5	9	0
R. Williams	1	20	20.0	20	1
D. Smith	1	14	14.0	14	0
Haddad	1	11	11.0	11	0
COLTS	392	4200	10.7	69	27
OPPONENTS	288	3160	11.0	82	19

INTERCEPTIONS	NO.	YDS.	AVG.	LG	TD
Peterson	3	96	32.0	53	0
Bashir	2	4	2.0	4	0
Harris	2	0	0.0	0	0
Washington	1	40	40.0	40	1
Macklin	1	30	30.0	30	0
Gibson	1	0	0.0	0	0
COLTS	10	170	17.0	53	1
OPPONENTS	19	225	11.8	46	0

PUNTING	NO.	YDS.	AVG.	TB	IN20	LG	BLK.
Smith	66	2672	40.5	9	26	69	1
COLTS	67	2672	39.9	9	26	69	1
OPPONENTS	74	3083	41.7	7	23	64	0

PUNT RETURNS	NO.	FC	YDS.	AVG.	LG	TD
Walters	35	15	270	7.7	34	0
Walker	2	0	6	3.0	5	0
Crosby	0	0	6	0.0	6	0
Haddad	0	1	0	0.0	0	0
COLTS	37	16	282	7.6	34	0
OPPONENTS	27	17	156	5.8	53	0

KICKOFF RETURNS	NO.	YDS.	AVG.	LG	TD
Walters	53	1150	21.7	44	0
Walker	3	50	16.7	28	0
Denson	2	38	19.0	20	0
Haddad	2	19	9.5	14	0
R. Williams	2	35	17.5	21	0
Doering	1	2	2.0	2	0
D. Smith	1	16	16.0	16	0
COLTS	64	1310	20.5	44	0
OPPONENTS	74	1515	20.5	67	0

SACKS: Colts 36.0, Opponents 23.0; Freeney 13.0-92; Sciolli 7.0-41; Bratzke 6.0-41; Morris 3.0-23; Washington 2.0-13; Brock 1.0-9; Cannida 1.0-5; Gibson 1.0-11; Mallard 1.0-7; J. Williams 1.0-1

USUAL STARTERS			
PRO BOWLERS IN BOLDFACE		OFFENSE	DEFENSE
WR	Qadry Ismail	LDE	Chad Bratzke
LT	Tarik Glenn	LDT	Brad Sciolli
LG	Rick DeMulling	RDT	Larry Tripplett
C	Jeff Saturday	RDE	Dwight Freeney
RG	Ryan Diem	LLB	Mike Peterson
RT	Adam Meadows	MLB	Rob Morris
TE	Marcus Pollard	RLB	Marcus Washington
WR	Marvin Harrison	LCB	Walt Harris
QB	Peyton Manning	RCB	David Macklin
RB	Edgerin James	SS	David Gibson
TE	Joe Dean Davenport	FS	Idrees Bashir
WR	Reggie Wayne		

PASSING	ATT.	COMP.	YDS.	PCT.	AVG./ATT.	TD	TD%	INT.	INT%	LG	SACKED	RATING
Manning	591	392	4200	66.3	7.11	27	4.6	19	3.2	69t	23/145	88.8
COLTS	591	392	4200	66.3	7.11	27	4.6	19	3.2	69t	23/145	88.8
OPPONENTS	468	288	3160	61.5	6.75	19	4.1	10	2.1	82t	36/243	86.1

ADMINISTRATION
 COACHING STAFF
 FOOTBALL OPERATIONS
 BUSINESS OPERATIONS
 PLAYERS
 2013 SEASON IN REVIEW
 COLTS HISTORY
 RECORDS
 COLTS IN THE COMMUNITY



2003

RECORD: 12-4 COACH: TONY DUNGY

FIRST - AFC SOUTH DIVISION

HOME: 5-3 ROAD: 7-1

DIV: 5-1 CONF: 9-3 NCONF: 3-1

*Sellout

Table with columns: DATE, RESULTS, OPPONENT, ATTENDANCE. Lists game dates, scores, opponents, and attendance figures.

Table with columns: SCORING, TDR, TDP, TDRT, PAT, FG, 2P, S, TP. Lists scoring statistics for each game.

Table with columns: INTERCEPTIONS, NO., YDS., AVG., LG, TD. Lists interception statistics.

Table with columns: PUNTING, NO., YDS., AVG., TB, IN20, LG, BLK. Lists punting statistics.

Table with columns: PUNT RETURNS, NO., FC, YDS., AVG., LG, TD. Lists punt return statistics.

Table with columns: KICKOFF RETURNS, NO., YDS., AVG., LG, TD. Lists kickoff return statistics.

SACKS: Colts 31.0, Opponents 19.0; Freeney 11.0-89; Washington 6.0-41; Mathis 3.5-30; Braztke 3.0-14; Brock 2.0-8; Team 1.0-12; J. Williams 1.0-11; Brackett 1.0-9; Triplett 1.0-6.5; Thornton 1.0-2; Reagor 0.5-2.5

USUAL STARTERS PRO BOWLERS IN BOLDFACE

Table with columns: OFFENSE, DEFENSE, WR, LG, C, RG, RT, TE, QB, RB, TE, K. Lists starting players and their positions.

Table with columns: TEAM STATISTICS, COLTS, OPP. Lists various team statistics including downs, yards, and punting.

Table with columns: FGS, VANDERJAGT, OPP. Lists field goal statistics.

Table with columns: RUSHING, NO., YDS., AVG., LG, TD. Lists rushing statistics.

Table with columns: RECEIVING, NO., YDS., AVG., LG, TD. Lists receiving statistics.

Table with columns: SCORE BY PERIODS, COLTS, OPPONENTS. Lists scores by quarter.

Table with columns: COLTS, OPPONENTS. Lists overall team statistics.

Table with columns: PASSING, INT., LG, SACKED, RATING. Lists passing statistics and ratings.

2004

RECORD: 12-4 COACH: TONY DUNGY

FIRST – AFC SOUTH DIVISION

HOME: 7-1 ROAD: 5-3

DIV: 5-1 CONF: 8-4 NCONF: 4-0

*Sellout DATE	RESULTS	OPPONENT	ATTENDANCE
9/9	L 24-27	@ New England	68,756
9/19	W 31-17	@ Tennessee	68,932
9/26	W 45-31	GREEN BAY	*57,280
10/3	W 24-17	@ Jacksonville	73,114
10/10	W 35-14	OAKLAND	*57,230
10/24	L 24-27	JACKSONVILLE	*56,615
10/31	L 35-45	@ Kansas City	78,312
11/8	W 31-28	MINNESOTA	*57,307
11/14	W 49-14	HOUSTON	*56,511
11/21	W 41-10	@ Chicago	61,908
11/25	W 41-9	@ Detroit	63,107
12/5	W 51-24	TENNESSEE	*57,278
12/12	W 23-14	@ Houston	70,762
12/19	W 20-10	BALTIMORE	*57,240
12/26	W 34-31 OT	SAN DIEGO	*57,330
1/2	L 14-33	@ Denver	75,149
1/9	W 49-24	DENVER	*56,609
1/16	L 3-20	@ New England	68,756

TEAM STATISTICS	COLTS	OPP
TOTAL FIRST DOWNS	379	331
Rushing	94	103
Passing	238	209
Penalty	47	19
3rd Down: M/A/Pct.	70/164 42.7	91/217 41.9
4th Down: M/A/Pct.	4/7 57.1	9/28 32.1
TOTAL NET YARDS	6475	5929
Avg. Per Game	404.7	370.6
Total Plays	968	1042
Avg. Per Play	6.7	5.7
NET YARDS RUSHING	1852	2037
Avg. Per Game	115.8	127.3
Total Rushes	427	440
NET YARDS PASSING	4623	3892
Avg. Per Game	288.9	243.3
Tackled/Yards Lost	14/109	45/340
Gross Yards	4732	4232
Att./Completions	527/353	557/364
Completion Pct.	67.0	65.4
Had Intercepted	10	19
Sorgi	8	-5 -0.6
COLTS	427	1852 4.3 55 10
OPPONENTS	440	2037 4.6 47 12

SCORE BY PERIODS	1	2	3	4	OT	TOTAL
COLTS	120	157	118	124	3	522
OPPONENTS	78	102	73	98	0	351

SCORING TDR	TDP	TDRT	PAT	FG	2P	S	TP
Vanderjagt				59-60	20-25		119
Harrison	15						90
Wayne	12						72
Stokley	10						60
James	9				1		56
Pollard	6						36
Clark	5						30
Mungro	3						18
Rhodes	1	1					12
David	1						6
Hutchins	1						6
Morris	1						6
Sanders	1						6
Byrant				5-5	0-1		5
COLTS	10	51	5	64-65	20-26	1	0 522
OPPONENTS	12	26	1	36-36	25-31	3	0 351

2-Point: Colts 1-1, Opponents 3-3

FGS	1-19	20-29	30-39	40-49	50+	TOT.
Vanderjagt	0-0	6-6	9-11	5-7	0-1	20-25
Bryant	0-0	0-0	0-0	0-1	0-0	0-1
COLTS	0-0	6-6	9-11	5-8	0-1	20-26
OPP.	0-0	6-6	7-9	9-11	3-5	25-31

Vanderjagt:	(32,48)	(28,45)	(46,61)	(34,54)	(35,39)
	(34,20)	(47,20)	(37,30)	(43,44)	
	(24,33)	(33)	(36)	(26)	(23,47,30)

Bryant:	0(0)	0(4)	0(0)	0(0)	0(0)
OPP.:	(32,43)	(39)	(38,52)	(35,48)	(42,22)
	(26,32)	(26,53)	(32)	(42,23)	(55)
	(20,34)	(48,32)	(45,43)	(42,31)	(50)
	(45)	(23,40)	(40)		

RUSHING	NO.	YDS.	AVG.	LG	TD
James	334	1548	4.6	40	9
Rhodes	53	254	4.8	55	1
Manning	25	38	1.5	19	0
Mungro	5	19	3.8	8	0
Smith	1	2	2.0	2	0
Wayne	1	-4	-4.0	-4	0
Sorgi	8	-5	-0.6	2	0
COLTS	427	1852	4.3	55	10
OPPONENTS	440	2037	4.6	47	12

RECEIVING	NO.	YDS.	AVG.	LG	TD
Harrison	86	1113	12.9	59	15
Wayne	77	1210	15.7	71	12
Stokley	68	1077	15.8	69	10
James	51	483	9.5	56	0
Pollard	29	309	10.7	31	6
Clark	25	423	16.9	80	5
Mungro	7	36	5.1	16	3
Hartsock	4	33	8.3	17	0
Rhodes	2	24	12.0	20	0
Pyatt	2	12	6.0	7	0
Moorehead	1	7	7.0	7	0
Walters	1	5	5.0	5	0
COLTS	353	4732	13.4	80	51
OPPONENTS	364	4232	11.6	79	26

INTERCEPTIONS	NO.	YDS.	AVG.	LG	TD
David	4	36	9.0	34	1
Harper	3	12	4.0	12	0
June	2	71	35.5	71	0
Doss	2	32	16.0	32	0
Brackett	2	2	1.0	2	0
Hutchins	1	77	77.0	77	1
Morris	1	17	17.0	17	0
Thornton	1	5	5.0	5	0
Bacon	1	0	0.0	0	0
Jefferson	1	0	0.0	0	0
Nelson	1	0	0.0	0	0
COLTS	19	252	13.3	77	2
OPPONENTS	10	191	19.1	65	0

PUNTING	NO.	YDS.	AVG.	TB	IN20	LG	BLK.
Smith	54	2443	45.2	3	21	62	0
COLTS	54	2443	45.2	3	21	62	0
OPPONENTS	52	2220	42.7	4	16	64	0

PUNT RETURNS	NO.	FC	YDS.	AVG.	LG	TD
David	8	4	50	6.3	13	0
Pyatt	8	5	47	5.9	13	0
Walters	7	6	40	5.7	14	0
Moorehead	1	0	34	34.0	34	0
COLTS	24	15	171	7.1	34	0
OPPONENTS	29	13	395	13.6	91	1

KICKOFF RETURNS	NO.	YDS.	AVG.	LG	TD
Rhodes	48	1188	24.8	88	1
Pyatt	10	230	23.0	32	0
Mungro	7	111	15.9	24	0
Walters	1	16	16.0	16	0
Peko	0	0	0.0	0	0
COLTS	66	1545	23.4	88	1
OPPONENTS	92	1960	21.3	71	0

SACKS: Colts 45.0, Opponents 14.0; Freeney 16.0-120; Mathis 10.5-90; Brock 6.5-48; Reagar 5.0-24; Morris 3.0-18; Socoli 2.0-32; Thomas 1.0-6; Doss 1.0-2

USUAL STARTERS			
PRO BOWLERS IN BOLDFACE			
OFFENSE	DEFENSE		
WR Reggie Wayne	LDE Raheem Brock		
LT Tarik Glenn	LDT Montae Reagar		
LG Rick DeMulling	RDT Josh Williams		
C Jeff Saturday	RDE Dwight Freeney		
RG Jake Scott/Tupe Peko	LLB David Thornton		
RT Ryan Diem	MLB Rob Morris		
TE Marcus Pollard	RLB Cato June		
WR Marvin Harrison	LCB Nick Harper		
QB Peyton Manning	RCB Jason David		
RB Edgerrin James	SS Mike Doss		
TE Dallas Clark	FS Idrees Bashir		

PASSING	ATT.	COMP.	YDS.	PCT.	AVG./ATT.	TD	TD%	INT.	INT%	LG	SACKED	RATING
Manning	497	336	4557	67.6	9.17	49	9.9	10	2.0	80	13/101	121.1
Sorgi	29	17	175	58.6	6.03	2	6.9	0	0.0	71	1/8	99.1
Saturday	1	0	0	0.0	0.00	0	0.0	0	0.0	0	0/0	39.6
COLTS	527	353	4732	67.0	8.98	51	9.7	10	1.9	80	14/109	119.7
OPPONENTS	557	364	4232	65.4	7.60	26	4.7	19	3.4	79	45/340	89.5

ADMINISTRATION
 COACHING STAFF
 FOOTBALL OPERATIONS
 BUSINESS OPERATIONS
 PLAYERS
 2013 SEASON IN REVIEW
 COLTS HISTORY
 RECORDS
 COLTS IN THE COMMUNITY

2005

RECORD: 14-2 COACH: TONY DUNGY
FIRST – AFC SOUTH DIVISION
HOME: 7-1 ROAD: 7-1
DIV: 6-0 CONF: 11-1 NCONF: 3-1
***Sellout**

DATE	RESULTS	OPPONENT	ATTENDANCE
9/11	W 24-7	@ Baltimore	70,501
9/18	W 10-3	JACKSONVILLE	*56,460
9/25	W 13-6	CLEVELAND	*57,127
10/2	W 31-10	@ Tennessee	69,149
10/9	W 28-3	@ San Francisco	68,048
10/17	W 45-28	ST. LOUIS	*57,307
10/23	W 38-20	@ Houston	70,621
11/7	W 40-21	@ New England	68,756
11/13	W 31-17	HOUSTON	*57,209
11/20	W 45-37	@ Cincinnati	65,995
11/28	W 26-7	PITTSBURGH	*57,442
12/4	W 35-3	TENNESSEE	*57,228
12/11	W 26-18	@ Jacksonville	67,164
12/18	L 17-26	SAN DIEGO	*57,389
12/24	L 13-28	@ Seattle	67,855
1/1	W 17-13	ARIZONA	*57,211
1/15	L 18-21	PITTSBURGH	*57,449

SCORING	TDR	TDP	TDRT	PAT	FG	2P	S	TP
Vanderjagt					52-52	23-25		121
James	13	1						84
Harrison	12							72
Wayne	5							24
Clark	4							30
Rhodes	4							18
Fletcher	3							24
Walters	3							12
June		2						18
Utecht		2						12
Carthon	1							6
Reagor			1					6
Stokley	1							6
Tripplett			1					6
Rayner					0-1			0
COLTS	18	31	4	52-52	23-26	0	0	439
OPPONENTS	17	1	1	24-24	19-27	2	2	247

2-Point: Colts 0-1, Opponents 2-3

INTERCEPTIONS	NO.	YDS.	AVG.	LG	TD
June	5	115	23.0	36	2
Brackett	3	50	16.7	31	0
Harper	3	41	13.7	21	0
David	2	13	6.5	13	0
Doss	2	8	4.0	8	0
Gardner	1	16	16.0	16	0
Jackson	1	16	16.0	16	0
Sanders	1	0	0.0	0	0
COLTS	18	259	14.4	36	2
OPPONENTS	11	136	12.4	36	0

PUNTING	NO.	YDS.	AVG.	TB	IN20	LG	BLK.
Smith	52	2301	44.3	5	23	58	0
COLTS	52	2301	44.3	5	23	58	0
OPPONENTS	67	2791	41.7	7	17	62	0

PUNT RETURNS	NO.	FC	YDS.	AVG.	LG	TD
Walters	21	25	172	8.2	29	0
Harrison	1	0	10	10.0	10	0
David	1	0	0	0.0	0	0
Jackson	1	0	0	0.0	0	0
COLTS	24	25	182	7.6	29	0
OPPONENTS	25	15	272	10.9	29	0

KICKOFF RETURNS	NO.	YDS.	AVG.	LG	TD
Rhodes	41	855	20.9	39	0
Carthon	5	92	18.4	25	0
Mungro	2	39	19.5	22	0
Jefferson	1	11	11.0	11	0
Walters	1	13	13.0	13	0
Utecht	1	7	7.0	7	0
COLTS	51	1017	19.9	39	0
OPPONENTS	89	1978	22.2	89t	1

SACKS: Colts 46.0, Opponents 20.0; Mathis 11.5-110; Freeman 11.0-71.5; Brock 6.5-52.5; Reagor 5.5-21; Tripplett 4.0-26; Thomas 3.0-23 Thornton 2.0-7; Brackett 1.0-0; Gardner 1.0-5; Labinjo 0.5-2

USUAL STARTERS PRO BOWLERS IN BOLDFACE

OFFENSE	DEFENSE
WR Reggie Wayne	LDE Raheem Brock
LT Tarik Glenn	LDT Corey Simon
LG Ryan Lilja	RDT Montae Reagor
C Jeff Saturday	RDE Dwight Freeney
RG Jake Scott	LLB David Thornton
RT Ryan Diem	MLB Gary Brackett
TE Dallas Clark	RLB Cato June
WR Marvin Harrison	LCB Nick Harper
QB Peyton Manning	RCB Jason David
RB Edgerrin James	SS Mike Doss
TE Bryan Fletcher	FS Bob Sanders

TEAM STATISTICS	COLTS	OPP
TOTAL FIRST DOWNS	363	269
Rushing	116	91
Passing	217	163
Penalty	30	15
3rd Down: M/A/Pct.	91/187 48.7	76/207 36.7
4th Down: M/A/Pct.	8/13 61.5	14/24 58.3
TOTAL NET YARDS	5799	4913
Avg. Per Game	362.4	307.1
Total Plays	1000	953
Avg. Per Play	5.8	5.2
NET YARDS RUSHING	1703	1762
Avg. Per Game	106.4	110.1
Total Rushes	465	398
NET YARDS PASSING	4096	3151
Avg. Per Game	256.0	196.9
Tackled/Yards Lost	20/95	46/318
Gross Yards	4191	3469
Att./Completions	515/347	509/343
Completion Pct.	67.4	67.4
Had Intercepted	11	18
PUNTS/AVERAGE	52/44.3	67/41.7
NET PUNTING AVG.	52/37.1	67/36.9
PENALTIES/YARDS	94/690	119/857
FUMBLES/BALL LOST	14/8	32/13
TOUCHDOWNS	53	27
Rushing	18	9
Passing	31	17
Defense/Kicking	4/0	0/1
TIME OF POSSESSION	30:22	29:38

SCORE BY PERIODS	1	2	3	4	OT	TOTAL
COLTS	90	122	119	108	0	439
OPPONENTS	61	63	47	76	0	247

FGS	1-19	20-29	30-39	40-49	50+	TOT.
Vanderjagt	1-1	9-9	6-7	7-8	0-1	23-26
Rayner	0-0	0-0	0-0	0-0	0-1	0-1
COLTS	1-1	9-9	6-7	7-8	0-1	23-26
OPP.	0-0	8-8	3-5	8-12	0-2	19-27

Vanderjagt:	(20/41)	(20.23/20)	(40/22)	(36/36)
	(35/20)	(45/19)	(29/48)	(44/28)
	(40/34)	(38/46)	(32/24)	(31/32)
	(41/41)	(51/24)		

Rayner:	0/0	0/0	0/0	0/0	0/0
	(38/47)	(45/42)	(28/40)	(22/34)	(38/30)
	(29/49)	(0/24)	(43/41)	(44/41)	(51/24)
	(27/36)	(20/48)	(49/57)	(28/42)	

RUSHING	NO.	YDS.	AVG.	LG	TD
James	360	1506	4.2	33	13
Rhodes	40	118	3.0	24	4
Manning	33	45	1.4	12	0
Carthon	13	18	1.4	7	0
Mungro	7	15	2.1	7	1
Sorgi	12	1	0.1	6	0
COLTS	465	1703	3.7	33	18
OPPONENTS	398	1762	4.4	83t	19

RECEIVING	NO.	YDS.	AVG.	LG	TD
Wayne	83	1055	12.7	66t	5
Harrison	82	1146	14.0	80t	12
James	44	337	7.7	20	1
Stokley	41	543	13.2	45	1
Clark	37	488	13.2	56	4
Fletcher	18	202	11.2	23	3
Walters	14	152	10.9	39	3
Rhodes	12	88	7.3	15	0
Morehead	7	75	10.7	24	2
Utecht	3	59	19.7	26t	0
Mungro	3	28	9.3	17	0
Hartsock	2	8	4.0	7	0
Carthon	1	10	10.0	10	0
COLTS	347	4191	12.1	80t	31
OPPONENTS	343	3469	10.1	68t	17

PASSING	ATT.	COMP.	YDS.	PCT.	AVG./ATT.	TD	TD%	INT.	INT%	LG	SACKED	RATING
Manning	453	305	3747	67.3	8.27	28	6.2	10	2.2	80t	17/81	104.1
Sorgi	61	42	444	68.9	7.28	3	4.9	1	1.6	45	3/14	99.6
Smith	1	0	0	0.0	0.00	0	0.0	0	0.0	0	0/0	39.4
COLTS	515	347	4191	67.4	8.14	31	6.0	11	2.1	80t	20/95	103.3
OPPONENTS	509	343	3469	67.4	6.82	17	3.3	18	3.5	68t	46/318	83.0

2006

WORLD CHAMPIONS

RECORD: 12-4 COACH: TONY DUNGY

FIRST – AFC SOUTH DIVISION

HOME: 8-0 ROAD: 4-4

DIV: 3-3 CONF: 9-3 NCONF: 3-1

*Sellout

DATE	RESULTS	OPPONENT	ATTENDANCE
9/10	W 26-21	@ New York Giants	78,622
9/17	W 43-24	HOUSTON	*56,614
9/24	W 21-14	JACKSONVILLE	*57,041
10/1	W 31-28	@ New York Jets	77,190
10/8	W 14-13	TENNESSEE	*57,021
10/22	W 36-22	WASHINGTON	*57,274
10/29	W 34-31	@ Denver	76,767
11/5	W 27-20	@ New England	68,756
11/12	W 17-16	BUFFALO	*57,306
11/19	L 14-21	@ Dallas	63,706
11/26	W 45-21	PHILADELPHIA	*57,296
12/3	L 17-20	@ Tennessee	69,143
12/10	L 17-44	@ Jacksonville	67,164
12/18	W 34-16	CINCINNATI	*57,292
12/24	L 24-27	@ Houston	70,132
12/31	W 27-22	MIAMI	*57,310
1/6	W 23-8	KANSAS CITY	*57,215
1/13	W 15-6	@ Baltimore	71,162
1/21	W 38-34	NEW ENGLAND	*57,433
2/4	W 29-17	Chicago (at Miami)	74,512

TEAM STATISTICS	COLTS	OPP
TOTAL FIRST DOWNS	376	325
Rushing	112	150
Passing	241	150
Penalty	23	25
3rd Down: M/A/Pct.	105/187 56.1	90/191 47.1
4th Down: M/A/Pct.	0/4 0.0	1/14 7.6
TOTAL NET YARDS	6070	5316
Avg. Per Game	379.4	332.3
Total Plays	1011	959
Avg. Per Play	6.0	5.5
NET YARDS RUSHING	1762	2768
Avg. Per Game	110.1	173.0
Total Rushes	439	519
NET YARDS PASSING	4308	2548
Avg. Per Game	269.3	159.3
Tackled/Yards Lost	15/89	25/157
Gross Yards	4397	2705
Att./Completions	557/362	415/266
Completion Pct.	65.0	64.1
Had Intercepted	9	15
PUNTS/AVERAGE	48/43.4	47/43.3
NET PUNTING AVG.	48/34.5	47/36.8
PENALTIES/YARDS	86/718	86/667
FUMBLES/BALL LOST	13/10	28/11
TOUCHDOWNS	50	41
Rushing	17	20
Passing	31	16
Defense/Kicking	1/1	2/3
TIME OF POSSESSION	29:32	30:28

SCORE BY PERIODS	1	2	3	4	OT	TOTAL
COLTS	68	138	106	115	0	427
OPPONENTS	44	127	59	130	0	360

SCORING	TDR	TDP	TORT	PAT	FG	2P	3P	TP
Vinatieri					38-38	25-28		113
Harrison	12							72
Wayne	9					1		56
Addai	7	1						48
Rhodes	5							30
Clark	4							24
Manning	4							24
Fletcher	2							12
Gramatica				9-9	1-1			12
Carthon	1							6
Hayden		1						6
Klecko	1							6
Moorehead	1							6
Stokley	1							6
Wilkins		1						6
Smith			0-1					6
COLTS	17	31	2	47-48	26-29	1	0	427
OPPONENTS	20	16	5	40-40	24-35	1	0	360

2-Point: Colts 1-2, Opponents 1-1

FGS	1-19	20-29	30-39	40-49	50+	TOT.
Vinatieri	1-1	3-3	12-13	9-10	0-1	25-28
Gramatica	0-0	1-1	0-0	0-0	0-0	1-1
COLTS	1-1	4-4	12-13	9-10	0-1	26-29
OPP.	0-0	8-9	5-8	10-17	1-1	24-35

Vinatieri:	(26 32 48 32)	(39 43 38)	(0)(0)(0)	(30 19 47)
	(42 30 48 37)	(23 37 31 46)	(31)(0)(44)	
	(53 20)(41)	(30 44)	(33)(46 34)	

Gramatica:	(0)(0)(0)	(0)(0)(0)(0)(0)(0)(0)
OPP.:	(40)(43)(24 49)(0)	(22 47)(49 35)(49)
	(49 36 26)	(22 30 43 41)(43 46)(36)
	(25 60)	(48 48 34 46)(27 30 28)(42 48)
	(28 38 42 27 34)	

RUSHING	NO.	YDS.	AVG.	LG	TD
Addai	226	1081	4.8	41	7
Rhodes	187	641	3.4	17	5
Manning	23	36	1.6	12	4
Carthon	3	4	1.3	3t	1
COLTS	439	1762	4.0	41	17
OPPONENTS	519	2768	5.3	76	20

RECEIVING	NO.	YDS.	AVG.	LG	TD
Harrison	95	1366	14.4	68t	12
Wayne	86	1310	15.2	51t	9
Addai	40	325	8.1	21t	1
Utecht	37	377	10.2	26	0
Rhodes	36	251	7.0	27	0
Clark	30	367	12.2	40	4
Fletcher	18	202	11.2	26	2
Stokley	8	85	10.6	23	1
Moorehead	8	82	10.3	36	1
Proehl	3	30	10.0	13	0
Klecko	1	2	2.0	2t	1
COLTS	362	4397	12.1	68t	31
OPPONENTS	266	2705	10.2	46	16

INTERCEPTIONS	NO.	YDS.	AVG.	LG	TD
Harper	3	18	6.0	19	0
June	3	14	4.7	8	0
Doss	2	47	23.5	31	0
David	2	16	8.0	16	0
Bethea	1	38	38.0	38	0
Jackson	1	24	24.0	24	0
Boiman	1	0	0.0	0	0
Giordano	1	0	0.0	0	0
Sanders	1	0	0.0	0	0
COLTS	15	157	10.5	38t	0
OPPONENTS	9	136	15.1	39t	1

PUNTING NO.	YDS.	AVG.	TB	IN20	LG	BLK.
Smith	47	2085	44.4	5	14	6t 1
COLTS	48	2085	43.4	5	14	6t 1
OPPONENTS	47	2036	43.3	5	17	6t 3

PUNT RETURNS	NO.	FC	YDS.	AVG.	LG	TD
Wilkins	21	13	193	9.2	82t	1
Rushing	2	2	14	7.0	8t	0
COLTS	23	15	207	9.0	82t	1
OPPONENTS	25	9	327	13.1	87t	1

KICKOFF RETURNS	NO.	YDS.	AVG.	LG	TD
Wilkins	52	1272	24.5	70	0
Rushing	2	67	33.5	47	0
Carthon	2	21	10.5	21	0
Da.Reid	1	3	3.0	3	0
Hayden	1	1	1.0	1	0
Dorsey	0	4	0.0	4	0
COLTS	58	1368	23.6	70	0
OPPONENTS	78	2029	26.0	103t	2

SACKS: Colts 25.0, Opponents 15.0; Mathis 9.5-68.5; Freeney 5.5-35.5; Brock 3.0-13.5; McFarland 2.5-11.5; June 1.0-3.0; Reagor 1.0-5.0; Thomas 1.0-8.0; Team 1.0-7.0; Schobel 0.5-5.0

USUAL STARTERS PRO BOWLERS IN BOLDFACE

OFFENSE	DEFENSE
WR Reggie Wayne	LDE Robert Mathis
LT Tarik Glenn	LDT Anthony McFarland
LG Dylan Gandy	RDT Raheem Brock
C Jeff Saturday	RDE Dwight Freeney
RG Jake Scott	LLB Gilbert Gardner
RT Ryan Diem	MLB Gary Brackett
TE Dallas Clark	RLB Cato June
WR Marvin Harrison	LCB Nick Harper
QB Peyton Manning	RCB Jason David
RB Dominic Rhodes	SS Antoine Bethea
H-B Ben Utecht	FS Marlin Jackson

PASSING	ATT.	COMP.	YDS.	PCT.	AVG./ATT.	TD	TD%	INT.	INT%	LG	SACKED	RATING
Manning	557	362	4397	65.0	7.89	31	5.6	9	1.6	68t	14/86	101.0
Addai	0	0	0	0.0	0.00	0	0.0	0	0.0	0	1/3	0.0
COLTS	557	362	4397	65.0	7.89	31	5.6	9	1.6	68t	15/89	101.0
OPPONENTS	415	266	2705	64.1	6.52	16	3.9	15	3.6	46t	25/157	80.4

ADMINISTRATION
 COACHING STAFF
 FOOTBALL OPERATIONS
 BUSINESS OPERATIONS
 PLAYERS
 2013 SEASON IN REVIEW
 COLTS HISTORY
 RECORDS
 COLTS IN THE COMMUNITY



2007

RECORD: 13-3 COACH: TONY DUNGY

FIRST – AFC SOUTH DIVISION

HOME: 6-2 ROAD: 7-1

DIV: 5-1 CONF: 9-3 NCONF: 4-0

ADMINISTRATION

STAFF

COACHING

OPERATIONS

PLAYERS

IN REVIEW

HISTORY

RECORDS

COMMUNITY

*Sellout

DATE	RESULTS	OPPONENT	ATTENDANCE
9/6	W 41-10	NEW ORLEANS	*57,361
9/16	W 22-20	@ Tennessee	69,143
9/23	W 30-24	@ Houston	70,765
9/30	W 38-20	DENVER	*57,274
10/7	W 33-14	TAMPA BAY	*57,202
10/22	W 29-7	@ Jacksonville	67,164
10/28	W 31-7	@ Carolina	74,005
11/4	L 20-24	NEW ENGLAND	*57,540
11/11	L 21-23	@ San Diego	67,726
11/18	W 13-10	KANSAS CITY	*57,294
11/22	W 31-13	@ Atlanta	69,845
12/2	W 28-25	JACKSONVILLE	*57,302
12/9	W 44-20	@ Baltimore	70,513
12/16	W 21-14	@ Oakland	62,000
12/23	W 38-15	HOUSTON	*57,262
12/30	L 10-16	TENNESSEE	*57,202
1/13	L 24-28	SAN DIEGO	*56,950

SCORING	TDR	TDP	TDRT	PAT	FG	2P	S	TP
Vinateri					49-51	23-29		118
Addai	12	3					1	92
Clark			11					66
Wayne			10					60
Keith	3	1						24
Gonzalez			3					18
Manning	3							18
Brckett				1				6
C.Dawson	1							6
Giordano				1				6
Harrison				1				6
Lawton				1				6
Rushing				1				6
Thorpe				1				6
Utecht				1				6
Fletcher							1	2
Freaney								2

INTERCEPTIONS	NO.	YDS.	AVG.	LG	TD
Brackett	4	128	32.0	49	0
Bethea	4	47	11.8	30	0
Hayden	3	17	5.7	20	0
Giordano	2	89	44.5	83	1
Sanders	2	32	16.0	29	0
Boiman	2	28	14.0	26	0
Session	2	3	1.5	3	0
Keiaho	1	11	11.0	11	0
Bullitt	1	0	0.0	0	0
Jackson	1	0	0.0	0	0
COLTS	22	355	16.1	83t	1
OPPONENTS	14	136	9.7	37	0

TEAM STATISTICS	COLTS	OPP
TOTAL FIRST DOWNS	357	288
Rushing	119	111
Passing	212	162
Penalty	26	15
3rd Down: M/A/Pct.	100/203 49.3	94/208 45.2
4th Down: M/A/Pct.	6/10 60.0	14/25 56.0
TOTAL NET YARDS	5739	4475
Avg. Per Game	358.7	279.7
Total Plays	1020	980
Avg. Per Play	5.6	4.6
NET YARDS RUSHING	1706	1711
Avg. Per Game	106.6	106.9
Total Rushes	446	454
NET YARDS PASSING	4033	2764
Avg. Per Game	252.1	172.8
Tackled/Yards Lost	23/139	28/162
Gross Yards	4172	2926
Att./Completions	551/355	498/325
Completion Pct.	64.4	65.3
Had Intercepted	14	22
PUNTS/AVERAGE	52/41.9	56/44.2
NET PUNTING AVG.	52/34.2	56/38.5
PENALTIES/YARDS	67/515	85/722
FUMBLES/BALL LOST	14/5	27/15
TOUCHDOWNS	54	31
Rushing	19	10
Passing	32	16
Defense/Kicking	2/1	1/4
TIME OF POSSESSION	29:49	30:11

COLTS	19	32	3	49-51	23-29	2	2	450
OPPONENTS	16	5	27	27-15	20	2	0	262
2-Point: Colts 2-3, Opponents 2-4								
FGS								
Vinateri	1-1	14-15	8-10	0-2	0-1	23-29		
COLTS	1-1	14-15	8-10	0-2	0-1	23-29		
OPP.	0-0	1-1	10-10	3-7	1-2	15-20		
Vinateri: (33.33)/(22.39.20.36)(36.28.35)(22.27.35)(36.20)(20)(50.21.25)(42.29)(49.38.27.24)(24)(22.19)(29.37)								
OPP.: (52.34)(30.36)(33)(35.22)(49)(34)(33)(43.47.45)(34.30)(46.47)(49)(40.54.33)								
RUSHING								
Addai	261	1072	4.1	23	12			
Keith	121	533	4.4	22	3			
C.Dawson	30	64	2.1	12	1			
Clark	2	29	14.5	15	0			
Lawton	5	13	2.6	4	0			
Wayne	1	4	4.0	4	0			
Sorgi	6	-4	-0.7	1	0			
Manning	20	-5	-0.3	4	3			
COLTS	446	1706	3.8	23	19			
OPPONENTS	454	1711	3.8	32	10			
RECEIVING								
Wayne	104	1510	14.5	64	10			
Clark	58	616	10.6	39	11			
Addai	41	364	8.9	73t	3			
Gonzalez	37	576	15.6	57t	3			
Utecht	31	364	11.7	30	1			
Harrison	20	247	12.4	42	1			
Fletcher	18	143	7.9	21	0			
Keith	13	77	5.9	14	1			
Thorpe	12	70	5.8	12	1			
Moorehead	8	65	8.1	16	0			
Aromashodu	7	96	13.7	28	0			
Lawton	4	29	7.3	11	1			
C.Dawson	2	15	7.5	9	0			
COLTS	355	4172	11.8	73t	32			
OPPONENTS	325	2926	9.0	55	16			

PUNTING	NO.	YDS.	AVG.	TB	IN20	LG	BLK.
Smith	52	2181	41.9	5	18	63	0
COLTS	52	2181	41.9	5	18	63	0
OPPONENTS	56	2474	44.2	2	24	65	1

PUNT RETURNS	NO.	FC	YDS.	AVG.	LG	TD
Rushing	19	14	249	13.1	90t	1
Thorpe	6	0	31	5.2	29t	0
COLTS	25	14	280	11.2	90t	1
OPPONENTS	22	13	305	13.9	74t	1

KICKOFF RETURNS	NO.	YDS.	AVG.	LG	TD
Rushing	31	714	23.0	47	0
Thorpe	15	318	21.2	40	0
Lawton	5	95	19.0	22	0
Keith	1	15	15.0	15	0
Reid	1	15	15.0	15	0
COLTS	53	1157	21.8	47	0
OPPONENTS	81	2029	25.0	94t	3

SACKS: Colts 28.0, Opponents 23.0; Mathis 7.0-50.0; Freaney 3.5-15.5; Sanders 3.5-17.0; Brock 2.5-14.5; Pitcock 1.5-6.5; Charleston 1.0-0.0; K. Dawson 1.0-5.0; Hagler 1.0-2.0; Johnson 1.0-6.0; Klecko 1.0-9.0; Rice 1.0-8.0; Thomas 1.0-5.0; Team 1.0-8.0; Brackett 0.5-0.0; Jackso 0.5-5.5; Keiaho 0.5-5.5; Reid 0.5-4.5

USUAL STARTERS
PRO BOWLERS IN BOLDFACE

OFFENSE	DEFENSE
WR Reggie Wayne	LDE Robert Mathis
LT Tony Ugoh	LDT Raheem Brock
LG Ryan Lilja	RDT Ed Johnson
C Jeff Saturday	RDE Dwight Freaney
RG Jake Scott	LLB Rocky Boiman
RT Ryan Diem	MLB Freddy Brackett
TE Dallas Clark	RLB Gary Keiaho
WR Anthony Gonzalez	LCB Kelvin Hayden
QB Peyton Manning	RCB Marlin Jackson
RB Joseph Addai	SS Antoine Bethea
H-B Ben Utecht	FS Bob Sanders

SCORE BY PERIODS	1	2	3	4	OT	TOTAL
COLTS	90	146	118	96	0	450
OPPONENTS	67	67	41	87	0	262

COLTS	355	4172	11.8	73t	32
OPPONENTS	325	2926	9.0	55	16

PASSING	ATT.	COMP.	YDS.	PCT.	AVG./ATT.	TD	TD%	INT.	INT%	LG	SACKED	RATING
Manning	515	337	4040	65.4	7.84	31	6.0	14	2.7	73t	21/124	98.0
Sorgi	36	18	132	50.0	3.67	1	2.8	0	0.0	12t	2/15	68.3
COLTS	551	355	4172	64.4	7.57	32	5.8	14	2.5	73t	23/139	96.1
OPPONENTS	498	325	2926	65.3	5.88	16	3.2	22	4.4	55t	28/162	73.3

2008
RECORD: 12-4 COACH: TONY DUNGY
SECOND – AFC SOUTH DIVISION
HOME: 6-2 ROAD: 6-2
DIV: 4-2 CONF: 10-2 NCONF: 2-2

*Sellout ^Roof/Window Open #Roof Open/Window Closed @Roof Closed/Window Open

DATE	RESULTS	OPPONENT	ATTENDANCE	SCORING	TDR	TDPDTRT	PAT	FG	2P	S	TP	
9/7	L	13-29 CHICAGO	*^66,822	Vinatieri			43-43	20-25			103	
9/14	W	18-15 @ Minnesota	63,585	Rhodes	6	3			1		56	
9/21	L	21-23 JACKSONVILLE	*65,938	Addai	5	2					42	
10/5	W	31-27 @ Houston	70,118	Wayne	6				1		38	
10/12	W	31-3 BALTIMORE	*^66,153	Clark	6						36	
10/19	L	14-34 @ Green Bay	71,010	Harrison	5						30	
10/27	L	21-31 @ Tennessee	69,143	Gonzalez	4						24	
11/2	W	18-15 NEW ENGLAND	*#66,508	Brackett		1					6	
11/9	W	24-20 @ Pittsburgh	64,043	Hayden		1					6	
11/16	W	33-27 HOUSTON	*66,201	Manning	1						6	
11/23	W	23-20 @ San Diego	68,428	Mathis		1					6	
11/30	W	10-6 @ Cleveland	72,411	Ratliff		1					6	
12/7	W	35-3 CINCINNATI	*66,402	Richard		1					6	
12/14	W	31-21 DETROIT	*66,281	Santi		1					6	
12/18	W	21-24 @ Jacksonville	65,648	Simpson	1						6	
12/28	W	33-0 TENNESSEE	*66,721	COLTS	13	27	5	43-43	20-25	2	0	37
1/3	L17-23 OT	@ San Diego	68,082	OPPONENTS	18	6	4	25-25	33-38	2	1	298

2-Point: Colts 2-2, Opponents 2-3

TEAM STATISTICS	COLTS	OPP
TOTAL FIRST DOWNS	321	305
Rushing	80	119
Passing	220	165
Penalty	21	21
3rd Down: M/A/Pct.101/201	50.2	100/211 47.4
4th Down: M/A/Pct.	11/16 68.8	3/7 42.9
TOTAL NET YARDS	5368	4975
Avg. Per Game	335.5	310.9
Total Plays	969	983
Avg. Per Play	5.5	5.1
NET YARDS RUSHING	1274	1966
Avg. Per Game	79.6	122.9
Total Rushes	370	472
NET YARDS PASSING	4094	3009
Avg. Per Game	255.9	188.1
Tackled/Yards Lost	14/86	30/200
Gross Yards	4180	3209
Att./Completions	585/393	481/329
Completion Pct.	67.2	68.4
Had Intercepted	12	15
PUNTS/AVERAGE	53/44.2	53/44.9
NET PUNTING AVG.	53/38.8	53/39.0
PENALTIES/YARDS	86/619	68/543
FUMBLES/BALL LOST	13/5	24/11
TOUCHDOWNS	45	28
Rushing	13	18
Passing	27	6
Defense/Return/Kicking	4/1/0	4/0/0
TIME OF POSSESSION	28:39	31:21

SCORE BY PERIODS	1	2	3	4	OT	TOTAL
COLTS	98	71	81	127	0	377
OPPONENTS	45	111	67	75	0	298

FGS	1-19	20-29	30-39	40-49	50+	TOT.
Vinatieri	0-0	3-3	11-13	4-7	2-2	20-25
COLTS	0-0	3-3	11-13	4-7	2-2	20-25
OPP.	1-1	11-11	9-11	9-12	3-3	33-38

Vinatieri:	(39,34)	(30,47)	(46,49)	(37,45)	(52,36)
	(40,38,32,31)	(23,38,51)	(30,45)	(31)	
	(30,45)	(28,21,38)			
OPP.:	(41,25)	(45,27,53,46,28,48)	(26,21,51)		
	(37,43)	(37,31,36,29)	(34,44,43,48)		
	(29,35,25)	(42,24)	(28,34)	(35,47)	(34,25,34)
	(19)	(51,30)	(44)	(48)	

RUSHING	NO.	YDS.	AVG.	LG	TD
Addai	155	544	3.5	23	5
Rhodes	152	538	3.5	38	6
Ball	13	83	6.4	23	0
Simpson	15	45	3.0	10	1
Davenport	8	26	3.3	8	0
Manning	20	21	1.1	12	1
Hart	2	9	4.5	7	0
Sorgi	5	8	1.6	12	0
COLTS	370	1274	3.4	38	13
OPPONENTS	472	1966	4.2	71	18

RECEIVING	NO.	YDS.	AVG.	LG	TD
Wayne	82	1145	14.0	65	6
Clark	77	848	11.0	33	6
Harrison	60	636	10.6	67	5
Gonzalez	57	664	11.6	58	4
Rhodes	45	302	6.7	29	3
Addai	25	206	8.2	55	2
Robinson	19	166	8.7	23	0
Santi	10	64	6.4	13	1
Davenport	4	54	13.5	33	0
Garcon	4	23	5.8	12	0
Simpson	3	30	10.0	15	0
Tammie	3	12	4.0	6	0
Hart	1	18	18.0	18	0
Hall	1	9	9.0	9	0
Ball	1	5	5.0	5	0
C.Johnson	1	-2	-2.0	-2	0
COLTS	393	4180	10.6	75	27
OPPONENTS	329	3209	9.8	61	6

INTERCEPTIONS	NO.	YDS.	AVG.	LG	TD
Bullitt	4	7	1.8	3	0
Hayden	3	135	45.0	85	1
Ratliff	2	37	18.5	35	1
Jennings	2	9	4.5	6	0
Bethae	2	0	0.0	0	0
Hughes	1	16	16.0	16	0
Sanders	1	0	0.0	0	0
COLTS	15	204	13.6	85	2
OPPONENTS	12	294	24.5	99	3

PUNTING	NO.	YDS.	AVG.	TB	IN20	LG	BLK.
Smith	53	2345	44.2	2	23	64	0
COLTS	53	2345	44.2	2	23	64	0
OPPONENTS	53	2381	44.9	9	17	75	0

PUNT RETURNS	NO.	FC	YDS.	AVG.	LG	TD
Ratliff	16	12	89	5.6	19	0
Forsett	4	1	36	9.0	25	0
Garcon	1	0	5	5.0	5	0
Harrison	1	0	2	2.0	2	0
COLTS	22	13	132	6.0	25	0
OPPONENTS	27	11	249	9.2	39	0

KICKOFF RETURNS	NO.	YDS.	AVG.	LG	TD
Garcon	22	475	21.6	39	0
Simpson	15	344	22.9	46	0
Forsett	11	248	22.5	28	0
Davenport	5	107	21.4	26	0
Roby	5	101	20.2	25	0
Reid	1	12	12.0	12	0
K.Dawson	1	11	11.0	11	0
Tammie	1	11	11.0	11	0
Harrison	1	3	3.0	3	0
Wheeler	1	0	0.0	0	0
COLTS	63	1312	20.8	46	0
OPPONENTS	70	1700	24.3	50	0

SACKS: Colts 30.0, Opponents 14.0; Mathis 11.5-66.5; Freeney 10.5-78.5; Brock 3.5-28.0; Reid 2.0-12.0; Howard 1.5-6.0; Cu, Johnson 1.0-9.0.

USUAL STARTERS			
PRO BOWLERS IN BOLDFACE		OFFENSE	DEFENSE
WR	Reggie Wayne	LDE	Raheem Brock
LT	Tony Ugoh	LDT	Eric Foster
LG	Charlie Johnson	ROT	Keyunta Dawson
C	Jeff Saturday	RDE	Dwight Freeney
RG	Mike Pollak	LLB	Clint Session
RT	Ryan Diem	MLB	Gary Brackett
TE	Dallas Clark	RLB	Freddy Keiaho
WR	Marvin Harrison	LCB	Kelvin Hayden
QB	Peyton Manning	RCB	Marlin Jackson
RB	Joseph Addai	SS	Antoine Bethae
H-B	Gijon Robinson	FS	Melvin Bullitt
		DE-Robert Mathis	
		Made Pro Bowl	

PASSING	ATT.	COMP.	YDS.	PCT.	AVG./ATT.	TD	TD%	INT.	INT%	LG	SACKED	RATING
Manning	555	371	4002	66.8	7.21	27	4.9	12	2.2	75	14/86	95.0
Sorgi	30	22	178	73.3	5.93	0	0.0	0	0.0	33	0/0	87.9
COLTS	585	393	4180	67.2	7.15	27	4.6	12	2.1	75	14/86	94.7
OPPONENTS	481	329	3209	68.4	6.67	6	1.2	15	3.1	61	30/200	78.0

RECORDS
 COLTS HISTORY
 2013 SEASON IN REVIEW
 PLAYERS
 BUSINESS OPERATIONS
 FOOTBALL OPERATIONS
 COACHING STAFF
 ADMINISTRATION
 COLTS IN THE COMMUNITY

2009

AFC CHAMPIONS

RECORD: 14-2 COACH: JIM CALDWELL

FIRST – AFC SOUTH DIVISION

HOME: 7-1 ROAD: 7-1

DIV: 6-0 CONF: 10-2 NCONF: 4-0

*Sellout *Roof/Window Open #Roof Open/Window Closed @Roof Closed/Window Open

DATE	RESULTS	OPPONENT	ATTENDANCE
9/13	W 14-12	JACKSONVILLE	*^65,757
9/21	W 27-23	@ Miami	66,227
9/27	W 31-10	@ Arizona	62,692
10/4	W 34-17	SEATTLE	*#66,112
10/11	W 31-9	@ Tennessee	69,143
10/25	W 42-6	@ St. Louis	60,108
11/1	W 18-14	SAN FRANCISCO	*#66,229
11/8	W 20-17	HOUSTON	*#66,033
11/15	W 35-34	NEW ENGLAND	*67,476
11/22	W 17-15	@ Baltimore	71,320
11/29	W 35-27	@ Houston	70,990
12/6	W 27-17	TENNESSEE	*66,321
12/13	W 28-16	DENVER	*67,248
12/17	W 35-31	@ Jacksonville	63,753
12/27	L 15-29	NEW YORK JETS	*67,222
1/3	L 7-30	@ Buffalo	69,848
1/16	W 20-3	BALTIMORE	*67,535
1/24	W 20-17	NEW YORK JETS	*67,650
2/7	L 17-31	New Orleans (at Miami)	74,059

TEAM STATISTICS		COLTS	OPP
TOTAL FIRST DOWNS		339	320
Rushing		69	106
Passing		241	203
Penalty		29	11
3rd Down: M/A/Pct.	95/193	49.2	104/231 45.0
4th Down: M/A/Pct.	5/11	45.5	6/19 31.6
TOTAL NET YARDS		5809	5427
Avg. Per Game		363.1	339.2
Total Plays		980	1084
Avg. Per Play		5.9	5.0
NET YARDS RUSHING		1294	2024
Avg. Per Game		80.9	126.5
Total Rushes		366	467
NET YARDS PASSING		4515	3403
Avg. Per Game		282.2	212.7
Tackled/Yards Lost		13/90	34/228
Gross Yards		4605	3631
Att./Completions		601/402	583/372
Completion Pct.		66.9	63.8
Had Intercepted		19	16
PUNTS/AVERAGE		64/44.3	65/44.4
NET PUNTING AVG.		64/37.8	65/40.5
PENALTIES/YARDS		74/546	92/889
FUMBLES/BALL LOST		11/5	20/10
TOUCHDOWNS		53	31
Rushing		16	10
Passing		34	19
Defense/Kicking		2/1	1/1
TIME OF POSSESSION		27:40	32:20

SCORE BY PERIODS	1	2	3	4	OT	TOTAL
COLTS	96	147	58	115	0	416
OPPONENTS	66	105	52	84	0	307

SCORING	TDR	TD/PTR	PAT	FG	2P	S	TP
Addai	10	3					78
Clark		10					60
Stover			33/33	9/11			60
Wayne		10					60
Collie		7					42
Vinateri			17/18	7/9			38
Garcon		4					24
Brown	3						18
Simpson	2	1					18
Hart	1						6
Lacey		1					6
Session		1					6
COLTS	16	34	3	50-51	16-20	0	0 416
OPPONENTS	10	19	2	27-27	30-36	2	0 307

2-Point: Colts 0-2, Opponents 2-4

FGS	1-19	20-29	30-39	40-49	50+	TOT.
Stover	0-0	2-2	5-6	2-2	0-1	9-11
Vinateri	1-1	3-3	1-2	2-2	0-1	7-9
COLTS	1-1	5-5	6-8	4-4	0-2	16-20
OPP.	0-0	4-4	13-14	11-14	2-4	30-36

Stover:	000000	38	33	31	40	22	37	(25)	(32)
	(43.52)	(36)	(0)	(0)	(0)	(0)	(0)	(0)	(0)
Vinateri:	(52)	(43.48)	(32.26)	(37.19)	(38)	(49)	(43.46)	(30.45)	(56.42)
	(31.36)	(46.44)	(38.36)	(30.20)	(35.33)	(20)	(42.28)	(50.57)	(35.43)
	(31)	(33.36)							

RUSHING	NO.	YDS.	AVG.	LG	TD
Addai	219	828	3.8	211	10
Brown	78	281	3.6	45	3
Simpson	15	102	6.8	311	2
Hart	26	70	2.7	15	1
Clark	2	11	5.5	7	0
Garcon	2	10	5.0	17	0
Painter	3	4	1.3	10	0
Collie	2	1	0.5	2	0
Manning	19	-13	-0.7	3	0
COLTS	366	1294	3.5	45	16
OPPONENTS	467	2024	4.3	641	10

RECEIVING	NO.	YDS.	AVG.	LG	TD
Wayne	100	1264	12.6	651	10
Clark	100	1106	11.1	801	10
Collie	60	676	11.3	391	7
Addai	51	336	6.6	25	3
Garcon	47	765	16.3	66	4
Brown	11	169	15.4	72	0
Robinson	9	62	6.9	19	0
Santi	8	107	13.4	31	0
Hart	5	54	10.8	14	0
Baskett	4	28	7.0	9	0
Tammie	3	35	11.7	21	0
Simpson	3	1	0.3	5	0
Cloherly	1	2	2.0	2	0
COLTS	402	4605	11.5	801	34
OPPONENTS	372	3631	9.8	631	19

INTERCEPTIONS	NO.	YDS.	AVG.	LG	TD
Bethae	4	19	4.8	19	0
Lacey	3	53	17.7	35t	1
Session	2	35	17.5	27t	1
Jennings	2	13	6.5	13	0
Sanders	1	29	29.0	29	0
Brackett	1	8	8.0	8	0
Hayden	1	6	6.0	6	0
Jackson	1	3	3.0	3	0
Powers	1	1	1.0	1	0
COLTS	16	167	10.4	35t	2
OPPONENTS	19	229	12.1	42	0

PUNTING	NO.	YDS.	AVG.	TB	IN20	LG	BLK.
McAfee	64	2837	44.3	6	21	60	0
COLTS	64	2837	44.3	6	21	60	0
OPPONENTS	65	2883	44.4	5	25	59	0

PUNT RETURNS	NO.	FC	YDS.	AVG.	LG	TD
Rushing	21	22	119	5.7	22	0
Silva	7	1	32	4.6	7	0
Jennings	1	0	0	0.0	0	0
COLTS	29	23	151	5.2	22	0
OPPONENTS	36	15	301	8.4	69	0

KICKOFF RETURNS	NO.	YDS.	AVG.	LG	TD
Simpson	38	898	23.6	93t	1
Rushing	7	127	18.1	22	0
Giguere	5	122	24.4	36	0
Brown	1	21	21.0	21	0
Collie	1	8	8.0	8	0
Dawson	1	14	14.0	14	0
Robinson	1	10	10.0	10	0
Silva	1	19	19.0	19	0
COLTS	55	1219	22.2	93t	1
OPPONENTS	60	1519	25.3	106t	1

SACKS: Colts 34.0, Opponents 13.0; Freeney 13.5-95.5; Mathis 9.5-57.0; Brock 3.5-31.5; Foster 2.5-19.0; Brackett 1.0-7.0; A. Johnson 1.0-3.0; Keliaho 1.0-5.0; Wheeler 1.0-0.0; Muir 0.5-5.0; Session 0.5-5.0

USUAL STARTERS

PRO BOWLERS IN BOLDFACE

OFFENSE		DEFENSE	
WR Reggie Wayne	LDE Robert Mathis		
LT Charlie Johnson	LDT Dan Muir		
LG Ryan Lilja	RDT Antonio Johnson		
C Jeff Saturday	RDE Dwight Freeney		
RG Kyle DeVan	LLB Clint Session		
RT Ryan Diem	MLB Gary Brackett		
TE Dallas Clark	RLB Philip Wheeler		
WR Pierre Garcon	LCB Kelvin Hayden		
QB Peyton Manning	RCB Jerraud Powers		
RB Joseph Addai	SS Antoine Bethea		
H-B Gijon Robinson	FS Melvin Bullitt		

PASSING	ATT.	COMP.	YDS.	PCT.	AVG./ATT.	TD	TD%	INT.	INT%	LG	SACKED	RATING
Manning	571	393	4500	68.8	7.88	33	5.8	16	2.8	80t	10/74	99.9
Painter	28	8	83	28.6	2.96	0	0.0	2	7.1	22t	3/16	9.8
Addai	1	1	22	100.0	22.00	1	100.0	0	0.0	22t	0/0	158.3
Wayne	1	0	0	0.0	0.00	0	0.0	1	100.0	---	0/0	0.0
COLTS	601	402	4605	66.9	7.66	34	5.7	19	3.2	80t	13/90	95.4
OPPONENTS	583	372	3631	63.8	6.23	19	3.3	16	2.7	63t	34/228	80.6

2010

RECORD: 10-6 COACH: JIM CALDWELL

FIRST – AFC SOUTH DIVISION

HOME: 6-2 ROAD: 4-4

DIV: 4-2 CONF: 8-4 NCONF: 2-2

*Sellout	^Roof/Window Open	#Roof Open/Window Closed	@Roof Closed/Window Open	DATE	RESULTS	OPPONENT	ATTENDANCE	SCORING	TDR	TDP	TDRT	PAT	FG	2P	S	TP	INTERCEPTIONS	NO.	YDS.	AVG.	LG	TD
				9/12	L	24-34	@ Houston	70,974	Vinatieri				51-51	26-28		129	Hayden	2	56	28.0	31t	2
				9/19	W	38-14	NEW YORK GIANTS	*#67,275	Collie	8						48	Powers	2	11	5.5	11	0
				9/26	W	27-13	@ Denver	76,401	Garcon	6						36	Francisco	2	10	5.0	11	0
				10/3	L	28-31	@ Jacksonville	63,111	J. James	6						36	Lacey	1	44	44.0	44	0
				10/10	W	19-9	KANSAS CITY	*66,869	Wayne	6						36	Hagler	1	35	35.0	35	0
				10/17	W	27-24	@ Washington	87,883	White	5						30	Bethea	1	31	31.0	31	0
				11/1	W	30-17	HOUSTON	*66,363	Addai	4						24	Bullitt	1	19	19.0	19	0
				11/7	L	24-26	@ Philadelphia	69,144	Tammie	4						24	COLTS	10	206	20.6	44	2
				11/14	W	23-17	CINCINNATI	*67,404	Clark	3						18	OPPONENTS	17	277	16.3	47	4
				11/21	L	28-31	@ New England	68,756	Brown	2						12						
				11/28	L	14-36	SAN DIEGO	*66,085	Hayden		2					12						
				12/5	L	35-38 OT	DALLAS	*67,471	Hagler		1					6						
				12/9	W	30-28	@ Tennessee	69,143	Hart	1						6						
				12/19	W	34-24	JACKSONVILLE	*67,147	Moala		1					6						
				12/26	W	31-26	@ Oakland	52,567	Robinson		1					6						
				1/2	W	23-20	TENNESSEE	*67,188	Smith		1					6						
				1/8	L	16-17	NEW YORK JETS	*65,332	COLTS	13	33	5	51-51	26-28	0	0	435					

TEAM STATISTICS	COLTS	OPP
TOTAL FIRST DOWNS	366	314
Rushing	111	111
Passing	253	190
Penalty	26	13
3rd Down: M/A/Pct.	91/204 44.6	78/200 39.0
4th Down: M/A/Pct.	5/8 62.5	8/18 44.4
TOTAL NET YARDS	6092	5465
Avg. Per Game	380.8	341.6
Total Plays	1088	1010
Avg. Per Play	5.6	5.4
NET YARDS RUSHING	1483	2032
Avg. Per Game	92.7	127.0
Total Rushes	393	445
NET YARDS PASSING	4609	3433
Avg. Per Game	288.1	214.6
Tackled/Yards Lost	16/91	30/194
Gross Yards	4700	3627
Att./Completions	679/450	535/356
Completion Pct.	66.3	66.5
Had Intercepted	17	10
PUNTS/AVERAGE	69/42.2	67/44.4
NET PUNTING AVG.	69/35.5	67/41.0
PENALTIES/YARDS	79/709	95/812
FUMBLES/BALL LOST	14/8	24/11
TOUCHDOWNS	51	42
Rushing	13	14
Passing	33	22
Defense/Kicking	4/1	4/2
TIME OF POSSESSION	29:41	30:19

SCORE BY PERIODS	1	2	3	4	OT	TOTAL
COLTS	78	160	68	129	0	435
OPPONENTS	70	89	115	111	3	388

2-Point: Colts 0-0, Opponents 1-1						
FGS	1-19	20-29	30-39	40-49	50+	TOT.
Vinatieri	0-0	8-8	9-10	9-10	0-0	26-28
COLTS	0-0	8-8	9-10	9-10	0-0	26-28
OPP:	0-0	9-9	10-10	7-9	5-8	31-36

Vinatieri:	(20,38)	(38,33)	(20,24,47,42)
	(38,43,48,33)	(48,23,36)	(37,28,47,23)
	(0)(0)	(21,28,47,34,37)	(30)(48,44,43)
OPP:	(30,49)	(25,34)(59)	(45,35,43,51)(48,39)
	(53)	(22,21,31,44)(27)	(25)(28,33,50,30,20)
	(30,48,46,38)	(0)(22)	(59,38,54,51,45)
	(26,42,61)		

RUSHING	NO.	YDS.	AVG.	LG	TD
D. Brown	129	497	3.9	49	2
Addai	116	495	4.3	46	4
Hart	43	185	4.3	35	1
Rhodes	37	172	4.6	15	0
J. James	46	112	2.4	11	6
Manning	18	18	1.0	27	0
Garcon	2	6	3.0	11	0
D. Moore	2	-2	-1.0	11	0
COLTS	393	1483	3.8	49	13
OPPONENTS	445	2032	4.6	62	14

RECEIVING	NO.	YDS.	AVG.	LG	TD
Wayne	111	1355	12.2	50	6
Garcon	67	784	11.7	57l	6
Tammie	67	631	9.4	30	4
Collie	58	649	11.2	73t	8
Clark	37	347	9.4	50t	3
White	36	355	9.9	33	5
D. Brown	20	205	10.3	25	0
Addai	19	124	6.5	15	0
J. James	9	63	7.0	11	0
B. James	6	40	6.7	17	0
Hart	6	25	4.2	10	0
Gonzalez	5	67	13.4	34	0
Eldridge	5	39	7.8	10	0
Robinson	3	12	4.0	16	1
Rhodes	1	4	4.0	14	0
COLTS	450	4700	10.4	73t	33
OPPONENTS	356	3627	10.2	61	22

PUNTING	NO.	YDS.	AVG.	TB	IN20	LG	BLK.
McAfee	65	2731	42.0	7	21	66	0
Kapinos	4	178	44.5	1	2	55	0
COLTS	69	2909	42.2	8	23	66	0
OPPONENTS	67	2978	44.4	1	23	65	1

PUNT RETURNS	NO.	FC	YDS.	AVG.	LG	TD
White	10	14	80	8.0	18	0
Powers	8	4	63	7.9	13	0
B. James	7	3	35	5.0	14	0
K. Moore	6	3	36	6.0	16	0
COLTS	31	24	214	6.9	18	0
OPPONENTS	28	22	299	10.7	78t	1

KICKOFF RETURNS	NO.	YDS.	AVG.	LG	TD
Tryon	14	299	21.4	39	0
B. James	14	229	16.4	26	0
D. Moore	12	257	21.4	33	0
Rhodes	12	252	21.0	27	0
C. Brown	5	102	20.4	23	0
K. Moore	5	102	20.4	27	0
J. James	3	16	5.3	16	0
Hagler	1	41	41.0	41t	1
Foster	1	12	12.0	12	0
COLTS	67	1310	19.6	41t	1
OPPONENTS	73	1880	25.8	99t	1

SACKS: Colts 30.0, Opponents 16.0; Mathis 11.0-59.5; Freeney 10.0-74.0; Foster 3.5-30.5; Angerer 1.0-8.0; Team 1.0-8.0; Session 1.0-7.0; Hagler 1.0-1.0; Brackett 0.5-4.0; Bethea 0.5-1.0; A. Johnson 0.5-1.0

USUAL STARTERS

PRO BOWLERS IN BOLDFACE

OFFENSE	DEFENSE
WR Reggie Wayne	LDE Robert Mathis
LT Charlie Johnson	FLI Moala
LG Kyle DelVan	RDT Dan Muir
C Jeff Saturday	RDE Dwight Freeney
RG Mike Pollak	LLB Pat Angerer
RT Ryan Diem	MLB Gary Brackett
TE Jacob Tammie	RLB Kavell Conner
WR Pierre Garcon	LCB Kelvin Hayden
QB Peyton Manning	RCB Jerraud Powers
RB Donald Brown	SS Antoine Bethea
H-B Brody Eldridge	FS Aaron Francisco

PASSING	ATT.	COMP.	YDS.	PCT.	AVG./ATT.	TD	TD%	INT.	INT%	LG	SACKED	RATING
Manning	679	450	4700	66.3	6.92	33	4.9	17	2.5	73t	16/91	91.9
COLTS	679	450	4700	66.3	6.92	33	4.9	17	2.5	73t	16/91	91.9
OPPONENTS	535	356	3627	66.5	6.78	22	4.1	10	1.9	61	30/194	91.7

ADMINISTRATION
 COACHING STAFF
 FOOTBALL OPERATIONS
 BUSINESS OPERATIONS
 PLAYERS
 2013 SEASON IN REVIEW
 COLTS HISTORY
 RECORDS
 COLTS IN THE COMMUNITY

2011

RECORD: 2-14 COACH: JIM CALDWELL
FOURTH – AFC SOUTH DIVISION
HOME: 2-6 ROAD: 0-8
DIV: 2-4 CONF: 2-10 NCONF: 0-4

*Sellout	*Roof/Window Open	#Roof Open/Window Closed	@Roof Closed/Window Open	DATE	RESULTS	OPPONENT	ATTENDANCE	SCORING	TDR	TDP	TDRT	PAT	F6	2P	S	TP	
				9/11	L	7-34	@ Houston	71,444	Vinatieri			24/24	23/27			93	
				9/18	L	19-27	CLEVELAND	*@65,035	Garcon	6						36	
				9/25	L	20-23	PITTSBURGH	*66,309	Brown	5						30	
				10/3	L	17-24	@ Tampa Bay	63,972	Wayne	4						24	
				10/9	L	24-28	KANSAS CITY	*A65,088	Clark	2						12	
				10/16	L	17-27	@ Cincinnati	52,068	Carter	2						12	
				10/23	L	7-62	@ New Orleans	73,012	Addai	1						6	
				10/30	L	10-27	@ Tennessee	69,143	Anderson		1					6	
				11/6	L	7-31	ATLANTA	*A65,218	Tamme	1						6	
				11/13	L	3-17	JACKSONVILLE	*@64,619	Powers		1					6	
				11/27	L	19-27	CAROLINA	*63,928	Collie	1						6	
				12/4	L	24-31	@ New England	68,756	Lacey		1					6	
				12/11	L	10-24	@ Baltimore	71,187	COLTS	8	14	3	24/24	23/27	0	0	243
				12/18	W	27-23	TENNESSEE	*64,271	OPPONENTS	19	25	5	49/49	29/34	0	0	430
				12/22	W	19-16	HOUSTON	*64,159	2-Point:	Colts 0-1,	Opponents 0-0						
				1/1	L	13-19	@ Jacksonville	62,481									

INTERCEPTIONS	NO.	YDS.	AVG.	LG	TD
Lefeged	2	25	12.5	25	0
Powers	2	19	9.5	13	1
Lacey	1	32	32.0	32	1
Brackett	1	27	27.0	27	0
Bullitt	1	15	15.0	15	0
Angerer	1	0	0.0	0	0
COLTS	8	118	14.8	32t	2
OPPONENTS	14	119	8.5	42t	1

PUNTING	NO.	YDS.	AVG.	TB	IN20	LG	BLK.
McAfee	88	4098	46.6	3	21	64	1
COLTS	88	4098	46.0	3	21	64	1
OPPONENTS	74	3230	43.6	7	26	60	0

PUNT RETURNS	NO.	FC	YDS.	AVG.	LG	TD
Garcon	16	8	44	2.8	20	0
Lefeged	9	4	42	4.7	21	0
White	7	10	22	3.1	13	0
Powers	0	1	0	0	0	0
COLTS	32	23	108	3.4	21	0
OPPONENTS	48	18	550	11.5	79t	1

KICKOFF RETURNS	NO.	YDS.	AVG.	LG	TD
Lefeged	31	578	18.6	51	0
COLTS	31	578	18.6	51	0
OPPONENTS	19	584	30.7	76	0

SACKS: Colts 29.0, Opponents 35.0; Mathis 9.5-71.5; Freeny 8.5-87.5; Anderson 3.0-5.0; Brayton 2.0-6.0; Moala 2.0-2.0; Hughes 1.0-5.0; Mathews 1.0-9.0; Wheeler 1.0-6.0; Angerer 1.0-0.0

USUAL STARTERS IN BOLDFACE

OFFENSE	DEFENSE
WR Reggie Wayne	LDE Robert Mathis
LT Anthony Castonzo	LDT Fili Moala
LG Joe Reitz	RDT Antonio Johnson
C Jeff Saturday	RDE Dwight Freeny
RG Ryan Diem	SLB Phillip Wheeler
RT Jeff Linkenbach	MLB Pat Angerer
TE Dallas Clark	WLB Kavell Conner
WR Pierre Garcon	LCB Jacob Lacey
QB Curtis Painter	RCB Jerrard Powers
RB Joseph Addai	SS David Caldwell
H-B Brody Eldridge	FS Antoine Bethea

TEAM STATISTICS	COLTS	OPP
TOTAL FIRST DOWNS	258	343
Rushing	69	136
Passing	170	193
Penalty	19	14
3rd Down: M/A/Pct.	74/214 34.6	98/216 45.4
4th Down: M/A/Pct.	4/11 36.4	3/6 50.0
TOTAL NET YARDS	4589	5935
Avg. Per Game	286.8	370.9
Total Plays	951	1062
Avg. Per Play	4.8	5.6
NET YARDS RUSHING	1594	2303
Avg. Per Game	99.6	143.9
Total Rushes	382	540
NET YARDS PASSING	2995	3632
Avg. Per Game	187.2	227.0
Tackled/Yards Lost	35/228	29/192
Gross Yards	3223	3824
Att./Completions	534/302	493/351
Completion Pct.	56.6	71.2
Had Intercepted	14	8
PUNTS/AVERAGE	89/46.6	74/43.6
NET PUNTING AVG.	89/38.8	74/40.3
PENALTIES/YARDS	76/549	84/804
FUMBLES/BALL LOST	24/15	15/9
TOUCHDOWNS	25	49
Rushing	8	19
Passing	14	25
Defense/Kicking	3/0	4/1
TIME OF POSSESSION	26:13	33:47

SCORE BY PERIODS	1	2	3	4	OT	TOTAL
COLTS	19	89	36	99	0	243
OPPONENTS	108	129	92	101	0	430

FGS	1-19	20-29	30-39	40-49	50+	TOT.
Vinatieri	0-0	7-7	6-7	8-10	2-3	23-27
COLTS	0-0	7-7	6-7	8-10	2-3	23-27
OPPONENTS	0-0	9-9	7-8	10-14	3-3	29-34

Vinatieri:	(37)	39	27	52	36	(21)	25	(45)	43	(53)		
	(46)	52	(1)	22	(1)	42	(43)	31	(31)	22	(47)	40
	(2)	32	42	47	31	(48)	20					
OPP.:	(25)	29	(20)	23	(48)	36	44	38	(46)	46	(1)	
	(20)	43	(23)	47	(51)	50	(44)	45				
	(40)	45	(41)	39	(36)	(53)	21	(44)	35	(31)		
	(25)	32	47	39								

RUSHING	NO.	YDS.	AVG.	LG	TD
Brown	134	645	4.8	80t	5
Addai	118	433	3.7	16	1
Carter	101	377	3.7	42	2
Painter	17	107	6.3	24	0
Garcon	4	28	7.0	18	0
Orlovsky	6	5	0.8	7	0
Collins	2	-1	-0.5	0	0
COLTS	382	1594	4.2	80t	8
OPPONENTS	540	2303	4.3	56t	19

RECEIVING	NO.	YDS.	AVG.	LG	TD
Wayne	75	960	12.8	56t	4
Garcon	70	947	13.5	87t	6
Collie	54	514	9.5	27	1
Clark	34	352	10.4	21	2
Tamme	19	177	9.3	29	1
Brown	16	86	5.4	17	0
Addai	15	93	6.2	12	0
Eldridge	9	45	5.0	8	0
Carter	5	18	3.6	7	0
Felton	2	16	8.0	9	0
Hill	2	10	5.0	5	0
Mahaffey	1	5	5.0	5	0
Gonzalez	0	0	0	0	0
COLTS	302	3223	10.7	87t	14
OPPONENTS	351	3824	10.9	81t	25

PASSING	ATT.	COMP.	YDS.	PCT.	AVG./ATT.	TD	TD%	INT.	INT.%	LG	SACKED	RATING
Painter	243	132	1541	54.3%	6.3	6	2.5%	9	3.7%	87t	16/104	66.6
Orlovsky	193	122	1201	63.2%	6.2	6	3.1%	4	2.1%	40	14/84	82.4
Collins	98	48	481	49.0%	4.9	2	2.0%	1	1.0%	36	5/40	65.9
COLTS	534	302	3223	56.6%	6.0	14	2.6%	14	2.6%	87t	35/228	72.2
OPPONENTS	493	351	3824	71.2%	7.8	25	5.1%	8	1.6%	81t	29/192	103.9

2012

RECORD: 11-5 COACH: CHUCK PAGANO
 SECOND – AFC SOUTH DIVISION
 HOME: 7-1 ROAD: 4-4
 DIV: 4-2 CONF: 8-4 NCONF: 3-1

*Sellout ^Roof/Window Open #Roof Open/Window Closed @Roof Closed/Window Open																				
DATE	RESULTS	OPPONENT	ATTENDANCE	SCORING	TDR	TDP	TDRT	PAT	FG	2P	S	TP	INTERCEPTIONS	NO.	YDS.	AVG.	LG	TD		
9/9	L	21-41 @ Chicago	62,341	Vinatieri									Butler	4	101	25.3	51	2		
9/16	W	23-20 MINNESOTA	*A63,912	Hilton	7	1							Davis	3	26	8.7	26	0		
9/23	L	17-22 JACKSONVILLE	**63,536	Luck	5								Zbikowski	1	20	20.0	20	0		
10/7	W	30-27 GREEN BAY	*67,020	Wayne									Freeman	1	4	4.0	4	1		
10/14	L	9-35 @ New York Jets	79,088	Allen	3								Vaughn	1	3	3.0	3	1		
10/21	W	17-13 CLEVELAND	*A64,560	Avery	3								Mathis	1	1	1.0	1	0		
10/28	W	19-13 OT @ Tennessee	69,143	Ballard	2	1							Powers	1	0	0.0	0	0		
11/4	W	23-20 MIAMI	*66,479	Carter	3								COLTS	12	155	12.9	51	4		
11/8	W	27-10 @ Jacksonville	63,272	Fleener	2		2						OPPONENTS	18	406	22.6	87	3		
11/18	L	24-59 @ New England	68,756	D. Brown	1					1			PUNTING	NO.	YDS.	AVG.	TB	IN20	LG	BLK.
11/25	W	20-13 BUFFALO	*64,366	Brazil			1						McAfee	73	3500	47.9	7	26	64	1
12/2	W	35-33 @ Detroit	63,887	Freeman				1					COLTS	73	3500	47.9	7	26	64	1
12/9	W	27-23 TENNESSEE	*64,688	Karim				1					OPPONENTS	71	3340	47.0	5	24	66	0
12/16	L	17-29 @ Houston	71,702	M. Moore	1								PUNT RETURNS	NO.	FC	YDS.	AVG.	LG	TD	
12/23	W	20-13 @ Kansas City	62,938	Vaughn			1						Hilton	26	18	300	11.5	75	1	
12/30	W	28-16 HOUSTON	*66,957	COLTS	11	23	6	37/37	26/33	1	0	367	Brazil	2	1	12	6.0	8	0	
1/6	L	9-24 @ Baltimore	71,379	OPPONENTS	14	23	5	39/39	32/41	0	0	387	Zbikowski	0	1	0	0.0	0	0	

TEAM STATISTICS		COLTS	OPP
TOTAL FIRST DOWNS		360	325
Rushing		110	102
Passing		208	190
Penalty		42	33
3rd Down: M/A/Pct.	98/229	42.8	75/197 38.1
4th Down: M/A/Pct.	7/8	87.5	3/7 42.9
TOTAL NET YARDS		5799	5988
Avg. Per Game		362.4	374.3
Total Plays		1109	995
Avg. Per Play		5.2	6.0
NET YARDS RUSHING		1671	2200
Avg. Per Game		104.4	137.5
Total Rushes		440	428
NET YARDS PASSING		4128	3788
Avg. Per Game		258.0	236.8
Tackled/Yards Lost		41/246	32/189
Gross Yards		4374	3977
Att./Completions		628/339	535/334
Completion Pct.		54.0	62.4
Had Intercepted		18	12
PUNTS/AVERAGE		74/47.3	71/47.0
NET PUNTING AVG.		74/40.3	71/41.2
PENALTIES/YARDS		94/801	128/1208
FUMBLES/BALL LOST		21/9	11/3
TOUCHDOWNS		40	42
Rushing		11	14
Passing		23	23
Defense/Kicking		4/2	3/2
TIME OF POSSESSION		30:36	29:24

SCORE BY PERIODS	1	2	3	4	OT	TOTAL
COLTS	93	96	81	81	6	357
OPPONENTS	69	144	78	96	0	387

FCS	1-19	20-29	30-39	40-49	50+	TOT.
Vinatieri	1-1	8-8	4-7	9-10	4-7	26-33
COLTS	1-1	8-8	4-7	9-10	4-7	26-33
OPPONENTS	0-0	6-6	15-16	8-11	3-8	32-41

Vinatieri:	(37)	26	45	53	(36)	37	(24)	53	50	28
	20	50	47	(38)	20	37	44	(48)	23	54
	(48)	23	54	(47)	43	(31)	41	(47)	58	(25)
	(1)	53	40	(26)	(48)	36	(1)			
OPP.:	(35)	26	(51)	29	(44)	47	26	(52)	51	(1)
	(39)	45	30	(37)	31	(44)	40	(36)	31	(33)
	(48)	33	52	31	(57)	40	31	(25)		
	(29)	35	50	27	46	33	(47)	43	47	
	(51)	37	37	52						

RUSHING	NO.	YDS.	AVG.	LG	TD
Ballard	211	814	3.9	26	2
D. Brown	108	417	3.9	19	1
Luck	62	255	4.1	19	5
Carter	32	122	3.8	20	3
Hilton	5	29	5.8	19	0
M. Moore	13	20	1.5	6	0
Avery	4	9	2.3	7	0
Allen	3	5	1.7	3	0
R. Hughes	1	5	5.0	5	0
Wayne	1	-5	-5.0	-5	0
COLTS	440	1671	3.8	26	11
OPPONENTS	428	2200	5.1	86	14

RECEIVING	NO.	YDS.	AVG.	LG	TD
Wayne	106	1355	12.8	33	5
Avery	60	781	13.0	48	3
Hilton	50	861	17.2	70	7
Allen	45	521	11.6	40	3
Fleener	26	281	10.8	26	2
Ballard	17	152	8.9	19	1
Brazil	11	186	16.9	42	1
D. Brown	9	93	10.3	39	0
M. Moore	6	77	12.8	32	1
Adams	2	26	13.0	13	0
Jones	1	8	8.0	8	0
Collie	1	6	6.0	6	0
R. Hughes	1	3	3.0	3	0
Palmer	1	-4	-4.0	-4	0
COLTS	339	4374	12.9	70	23
OPPONENTS	334	3977	11.9	80	23

INTERCEPTIONS	NO.	YDS.	AVG.	LG	TD
Butler	4	101	25.3	51	2
Davis	3	26	8.7	26	0
Zbikowski	1	20	20.0	20	0
Freeman	1	4	4.0	4	1
Vaughn	1	3	3.0	3	1
Mathis	1	1	1.0	1	0
Powers	1	0	0.0	0	0
COLTS	12	155	12.9	51	4
OPPONENTS	18	406	22.6	87	3

PUNTING	NO.	YDS.	AVG.	TB	IN20	LG	BLK.
McAfee	73	3500	47.9	7	26	64	1
COLTS	73	3500	47.9	7	26	64	1
OPPONENTS	71	3340	47.0	5	24	66	0

PUNT RETURNS	NO.	FC	YDS.	AVG.	LG	TD
Hilton	26	18	300	11.5	75	1
Brazil	2	1	12	6.0	8	0
Zbikowski	0	1	0	0.0	0	0
COLTS	28	20	312	11.1	75	1
OPPONENTS	32	14	375	11.7	68	1

KICKOFF RETURNS	NO.	YDS.	AVG.	LG	TD
Vaughn	10	209	20.9	40	0
Karim	9	328	36.4	101	1
Hilton	7	118	16.9	26	0
Zbikowski	6	123	20.5	34	0
Lefeged	4	68	17.0	19	0
Brazil	3	50	16.7	20	0
M. Moore	3	50	16.7	24	0
Sowell	1	11	11.0	11	0
COLTS	43	957	22.3	101	1
OPPONENTS	34	841	24.7	50	0

SACKS: Colts 32.0, Opponents 41.0; Mathis 8.0-54.0; Freney 5-24.0; J. Hughes 4-18.0; Betha 2-8.0; Freeman 2-17.0; Redding 2-12.0; Conner 1-0.0; Davis 1-3.0; Fokou 1-6.0; Geathers 1-9.0; Gordy 1-14.0; Guy 1-8.0; Nevis 1-8.0; Westerman 1-2.0; Zbikowski 1-6.0

USUAL STARTERS PRO BOWLERS IN BOLDFACE

WR	OFFENSE	DEFENSE
Reggie Wayne	DE	Cory Redding
LT Anthony Costanzo	NT	Antonio Johnson
LG Joe Reitz	DT	Fili Moala
C Samson Satele	SLB	Robert Mathis
RG Mike McGlynn	MIKE	Kavell Conner
RT Winston Justice	WILL	Jerrrell Freeman
TE Coby Fleener	RUSH	Dwight Freney
WR Donnie Avery	RCB	Cassius Vaughn
QB Andrew Luck	LCB	Vontae Davis
F Dwayne Allen	SS	Tom Zbikowski
RB Vick Ballard	FS	Antoine Betha

PASSING	ATT.	COMP.	YDS.	PCT.	AVG./ATT.	TD	TD%	INT.	INT.%	LG	SACKED	RATING
Luck	627	339	4374	54.1	6.9	23	3.7	18	2.9	70	41/246	76.5
Hilton	1	0	0	0.0	0.0	0	0.0	0	0.0	0	0/0	39.6
COLTS	628	339	4374	54.0	6.9	23	3.7	18	2.9	70	41/246	76.4
OPPONENTS	535	334	3977	62.4	7.4	23	4.3	12	2.2	80	32/189	90.1

ADMINISTRATION
 COACHING STAFF
 FOOTBALL OPERATIONS
 BUSINESS OPERATIONS
 PLAYERS
 2013 SEASON IN REVIEW
 COLTS HISTORY
 RECORDS
 COLTS IN THE COMMUNITY

2013

RECORD: 11-5 COACH: CHUCK PAGANO
FIRST – AFC SOUTH DIVISION
HOME: 6-2 ROAD: 5-3
DIV: 6-0 CONF: 9-3 NCONF: 2-2

*Sellout	*Roof/Window Open	#Roof Open/Window Closed	#Roof Closed/Window Open	SCORING	TDR	TDP	TDRT	PAT	F6	2P	S	TP	INTERCEPTIONS	NO.	YDS.	AVG.	LG	TD	
9/8 W	21-17	Oakland	*65,412	A.Vinatieri				34/34	35/40			139	Butler	4	79	19.8	411	1	
9/15 L	20-24	Miami	*65,406	D.Brown	6	2						48	Vaughn	3	9	3.0	8	0	
9/22 W	27-7	@ San Francisco	*69,732	T.Hilton								6	Betha	2	48	24.0	46	0	
9/29 W	37-3	@ Jacksonville	59,695	C.Fleener						2		28	Freeman	2	13	6.5	13	0	
10/6 W	34-28	Seattle	*66,608	R.Richardson	3	1						24	Toler	1	26	26.0	26	0	
10/14 L	9-19	@ San Diego	*57,954	R.Wayne						1		14	Gordy	1	7	7.0	7	0	
10/20 W	39-33	Denver	*67,196	A.Bradshaw	2							12	Angerer	1	4	4.0	4	0	
11/3 W	27-24	@ Houston	*71,778	G.Whalen								12	Davis	1	0	0.0	0	0	
11/10 L	8-38	St. Louis	*66,004	L.Brazill	2	2						12	COLTS	15	186	12.4	46	1	
11/14 W	30-27	@ Tennessee	*69,143	D.Heyward-Bey							1	8	OPPONENTS	10	91	9.1	32	1	
11/24 L	11-40	@ Arizona	*60,882	D.Allen			1					6							
12/1 W	22-14	Tennessee	*65,502	D.Butler			1					6							
12/8 L	28-42	@ Cincinnati	*62,507	S.Havili								6							
12/15 W	25-3	Houston	*65,470	D.Howell			1					6							
12/22 W	23-7	@ Kansas City	*75,396	C.Redding								2							
12/29 W	30-10	Jacksonville	*66,008	R.Mathis								2							
1/4 W	45-44	Kansas City	*63,551	COLTS	15	23	2	34/34	35/40	4	2	391	PUNTING NO.	76	3499	46.0	7	27	65
1/11 L	22-43	New England	*68,756	OPPONENTS	14	21	3	37/37	23/30	0	1	336	YDS.	45.4	7	27	65	1	

TEAM STATISTICS	COLTS	OPP
TOTAL FIRST DOWNS	318	319
Rushing	88	101
Passing	191	191
Penalty	39	27
3rd Down: M/A/Pct.	80/213 37.6	79/210/37.6
4th Down: M/A/Pct.	3/10 30.0	10/19 52.6
TOTAL NET YARDS	5468	5713
Avg. Per Game	341.8	357.1
Total Plays	1023	1026
Avg. Per Play	5.3	5.6
NET YARDS RUSHING	1743	2002
Avg. Per Game	108.9	125.1
Total Rushes	409	448
NET YARDS PASSING	3725	3711
Avg. Per Game	232.8	231.9
Tackled/Yards Lost	32/227	42/248
Gross Yards	3952	3959
Att./Completions	582/350	536/324
Completion Pct.	60.1	60.4
Had Intercepted	10	15
PUNTS/AVERAGE	77/45.4	75/45.6
NET PUNTING AVG.	38.0	39.7
PENALTIES/YARDS	66/576	112/990
FUMBLES/BALL LOST	14/4	26/12
TOUCHDOWNS	40	38
Rushing	15	14
Passing	23	21
Defense/Kicking	1/1	2/1
TIME OF POSSESSION	29:41	30:19

COLTS	OPPONENTS
COLTS	OPPONENTS
0/0	0/0
3/4	9/9
7/12	4/6

OPPONENTS	COLTS
0/0	0/0
3/4	9/9
7/12	4/6

OPPONENTS	COLTS
0/0	0/0
3/4	9/9
7/12	4/6

OPPONENTS	COLTS
0/0	0/0
3/4	9/9
7/12	4/6

OPPONENTS	COLTS
0/0	0/0
3/4	9/9
7/12	4/6

OPPONENTS	COLTS
0/0	0/0
3/4	9/9
7/12	4/6

OPPONENTS	COLTS
0/0	0/0
3/4	9/9
7/12	4/6

PASSING	ATT.	COMP.	YDS.	PCT.	AVG./ATT.	TD	TD%	INT.	INT%	LG	SACKED	RATING
Luck	570	343	3822	60.2	6.7	23	4.0	9	1.6	73t	32/227	87.0
Hasselbeck	12	7	130	58.3	10.8	0	0.0	1	8.3	57	0/0	61.1
COLTS	582	350	3952	60.1	6.8	23	4.0	10	1.7	73t	32/227	86.5
OPPONENTS	536	324	3959	60.4	7.4	21	3.9	15	2.8	81t	42/248	86.6



COLTS PRESEASON RESULTS

(All Games on Saturday Night unless otherwise indicated; * denotes OT)

1947 RECORD: 0-2

8/22 20-29 L 7,018
8/29 0-28 L 33,106

1948 RECORD: 1-2

8/8 21-27 L 15,000

8/22 14-42 L 35,139

8/27 21-17 W 13,417

1949 RECORD: 3-1

8/10 28-12 W 2,953

8/16 14-28 L 35,000

8/19 5-0 W 9,000

EXHIBITION GAME

10/9 31-10 W 4,000

1950 RECORD: 0-7

8/13 27-30 L 15,000

8/19 7-34 L 21,000

8/24 17-21 L 17,000

8/30 14-27 L 6,000

9/2 21-70 L 16,380

9/4 17-42 L 22,500

9/10 14-16 L 17,191

1953 RECORD: 3-3

8/15 7-10 L 14,000

8/22 10-7 W 7,000

8/26 13-6 W 15,000

9/7 21-23 L 20,000

9/12 6-10 L 12,000

9/20 9-3 W 22,800

1954 RECORD: 4-1

8/14 10-0 W 10,031

8/22 27-21 W 11,750

9/10 16-21 L 10,000

9/15 20-2 W 18,581

9/18 49-14 W 19,380

1955 RECORD: 3-2-1

8/13 6-21 L 8,006

— 61-0 W —

8/30 28-28 T 23,280

9/6 14-17 L 20,000

9/10 24-14 W 11,872

9/18 44-17 W 20,754

1956 RECORD: 3-2

8/11 24-13 W 17,575

8/20 10-28 L 21,000

8/25 37-16 W 12,500

9/9 14-19 L 21,876

9/16 21-13 W 28,471

OPPONENT

Buffalo Bills (Hershey, Pa.)
Cleveland Browns (Akron, Ohio-
Rubber Bowl)

OPPONENT

Los Angeles Dons (Portland, Ore.-
Multnomah/Civic Stadium)
San Francisco 49ers (Kezar Stadium) Sun
Cleveland Browns (Toledo, Ohio-Glass Bowl)

OPPONENT

Buffalo Bills (Wilmington, Del.-Blue
Rock Stadium)
Brooklyn-NY Yankees (Babe Ruth Stadium)
Brooklyn-NY Yankees (Allentown, Pa.-
Taylor Stadium)

OPPONENT

Pittsburgh Steelers (Memorial Stadium) Sun
Cleveland Browns (Cincinnati, Ohio-
Nippert Stadium)
Chicago Bears (Memorial Stadium) Thu
San Francisco 49ers (Memorial Stadium)
Wed
Los Angeles Rams (San Antonio, Texas-
Alamo Stadium)
NY Yanks (Shreveport, La.-Fairgrounds
Stadium) Mon
Green Bay Packers (Fairgrounds
Stadium) Sun

OPPONENT

Philadelphia Eagles (Norfolk, Va.-
Foreman Field) Fri
Chicago Cardinals (Lubbock, Texas-Jones
Stadium) Fri
Pittsburgh Steelers (Rochester, NY-St.
Thomas Aquinas HS) Wed
Cleveland Browns (Akron, Ohio-Rubber
Bowl) Mon
NY Giants (St. Louis, Mo.-Busch Stadium)
Washington Redskins (Memorial
Stadium) Sun

OPPONENT

Philadelphia Eagles (Hershey, Pa.)
Pittsburgh Steelers (Forbes Field) Sun
Pittsburgh Steelers (Tulsa, Okla.-Skelly
Stadium) Fri
Chicago Cardinals (Comiskey Park) Wed
Washington Redskins (Memorial Stadium)

OPPONENT

Philadelphia Eagles (Hershey, Pa.)
Fort Belvoir (Westminster, Md.-
Westminster HS)
Washington Redskins (Memorial
Stadium) Tue
NY Giants (Minneapolis, Minn.-Parade
Stadium) Tue
Chicago Cardinals (Comiskey Park)
Pittsburgh Steelers (Buffalo, NY-Civic
Stadium) Sun

OPPONENT

Philadelphia Eagles (Hershey, Pa.)
NY Giants (Boston, Mass.-Braves Field) Mon
Pittsburgh Steelers (Cincinnati, Ohio-
Nippert Stadium)
Philadelphia Eagles (Louisville, Ky.-
Fairgrounds Stadium) Sun
Washington Redskins (Memorial
Stadium) Sun

1957 RECORD: 2-2-1

8/17 17-10 W 17,026

8/24 24-24 T 12,000

9/8 14-24 L 34,352

9/15 27-9 W 17,216

9/21 21-27 L 21,182

1958 RECORD: 2-3-1

8/16 28-30 L 17,000

8/23 31-31 T 14,000

8/29 7-27 L 18,131

9/6 10-13 L 10,000

9/14 27-21 W 11,111

9/21 42-21 W 18,747

1959 RECORD: 4-2

8/14 29-0 W 70,000

8/21 28-3 W 55,000

8/28 23-10 W 22,409

9/4 30-21 W 39,555

9/13 13-35 L 15,928

9/20 17-31 L 16,671

1960 RECORD: 3-3

8/12 32-7 W 70,000

8/19 14-10 W 40,000

8/26 21-31 L 14,000

9/2 28-34 L 33,265

9/12 30-7 W 6,218

9/17 21-35 L 20,125

1961 RECORD: 3-2

8/12 20-24 L 15,000

8/18 13-3 W 10,203

8/26 41-7 W 20,302

9/1 24-35 L 19,000

9/10 49-20 W 50,787

1962 RECORD: 3-2

8/11 56-28 W 18,530

8/16 34-14 W 25,632

8/25 24-10 W 14,000

9/2 13-24 L 29,544

9/9 9-20 L 8,962

1963 RECORD: 4-1

8/10 26-21 W 18,597

8/17 21-7 W 83,218

8/24 17-14 W 18,000

8/31 27-21 W 22,000

9/7 7-14 L 51,218

OPPONENT

Philadelphia Eagles (Hershey, Pa.)
Chicago Bears (Cincinnati, Ohio-Nippert
Stadium)
Washington Redskins (Memorial
Stadium) Sun
Chicago Cardinals (Louisville, Ky.-
Fairgrounds Stadium) Sun
Chicago Cardinals (St. Louis, Mo.-Busch
Stadium)

OPPONENT

Philadelphia Eagles (Hershey, Pa.)
Chicago Cardinals (Austin, Tx.-Memorial
Stadium)
Washington Redskins (Memorial
Stadium) Fri
Pittsburgh Steelers (Buffalo, NY-Civic
Stadium)
NY Giants (Memorial Stadium) Sun
NY Giants (Louisville, Ky.-Fairgrounds
Stadium) Sun

OPPONENT

College All-Stars (Chicago, Ill.-Soldier
Field) Fri
NY Giants (Dallas, Texas-Cotton Bowl) Fri
Washington Redskins (Memorial
Stadium) Fri
Pittsburgh Steelers (Miami, Fla.-Orange
Bowl) Fri
Philadelphia Eagles (Franklin Field) Sun
Chicago Cardinals (Louisville, Ky.-
Fairgrounds Stadium) Sun

OPPONENT

College All-Stars (Chicago, Ill.-Soldier
Field) Fri
Dallas Cowboys (Cotton Bowl) Fri
St. Louis Cardinals (Charleston, SC-
Johnson Hagood Stadium) Fri
Pittsburgh Steelers (Miami, Fla.-Orange
Bowl) Fri
Washington Redskins (Memorial
Stadium) Tue
Philadelphia Eagles (Hershey, Pa.)

OPPONENT

Pittsburgh Steelers (Roanoke, Va.-Victory
Stadium)
Minnesota Vikings (Memorial Stadium) Fri
Washington Redskins (Norfolk, Va.-
Foreman Field)
Dallas Cowboys (Norman, Okla.-Owen
Field) Fri
NY Giants (New Haven, Ct.-Yale Bowl) Sun

OPPONENT

Philadelphia Eagles (Hershey, Pa.)
Washington Redskins (D.C. Stadium) Thu
Dallas Cowboys (Roanoke, Va.-Victory
Stadium)
Minnesota Vikings (Metropolitan
Stadium) Sun
Pittsburgh Steelers (Forbes Field) Sun

OPPONENT

Philadelphia Eagles (Hershey, Pa.)
Cleveland Browns (Cleveland Municipal
Stadium)
Pittsburgh Steelers (Atlanta, Ga.-Ponce
de Leon Stadium)
Washington Redskins (Norfolk, Va.-
Foreman Field)
Chicago Bears (New Orleans, La.-Tulane
Stadium)

ADMINISTRATION

COACHING
STAFFFOOTBALL
OPERATIONSBUSINESS
OPERATIONS

PLAYERS

2013 SEASON
IN REVIEWCOLTS
HISTORY

RECORDS

COLTS IN THE
COMMUNITY



ADMINISTRATION

COACHING STAFF

FOOTBALL OPERATIONS

BUSINESS OPERATIONS

PLAYERS

2013 SEASON IN REVIEW

COLTS HISTORY

RECORDS

COLTS IN THE COMMUNITY

1964 RECORD: 3-1-1
 8/8 28-17 W 18,500 Philadelphia Eagles (Hershey, Pa.)
 8/14 28-28 T 46,852 Detroit Lions (Tiger Stadium) Fri
 8/21 21-30 L 32,069 St. Louis Cardinals (Busch Stadium) Fri
 8/27 41-14 W 45,016 Washington Redskins (D.C. Stadium) Thu
 9/6 48-17 W 10,000 Pittsburgh Steelers (Canton, Ohio-Fawcett Stadium-HOF) Sun

1965 RECORD: 5-0
 8/14 22-10 W 75,229 St. Louis Cardinals (New Orleans, La.-Tulane Stadium)
 8/20 23-3 W 48,035 Detroit Lions (Tiger Stadium) Fri
 8/28 38-10 W 47,186 Pittsburgh Steelers (Atlanta, Ga.-Ponce de Leon Stadium)
 9/4 33-23 W 22,117 Washington Redskins (Norfolk, Va.-Foreman Field)
 9/11 33-14 W 11,540 Philadelphia Eagles (Hershey, Pa.)

1966 RECORD: 5-0
 8/3 35-0 W 45,805 Washington Redskins (D.C. Stadium) Wed
 8/13 31-17 W 41,352 Philadelphia Eagles (New Orleans, La.-Tulane Stadium)
 8/19 33-7 W 28,304 St. Louis Cardinals (Busch Memorial Stadium) Fri
 8/26 24-17 W 83,418 Cleveland Browns (Cleveland Municipal Stadium) Fri
 9/1 20-0 W 39,766 Detroit Lions (Tiger Stadium) Fri

1967 RECORD: 4-1
 8/13 33-3 W 29,313 Boston Patriots (Harvard Stadium) Sun
 8/21 5-9 L 34,054 St. Louis Cardinals (Busch Memorial Stadium) Mon
 8/26 14-5 W 38,367 Detroit Lions (Tiger Stadium)
 8/31 23-17 W 47,008 Washington Redskins (D.C. Stadium) Fri
 9/9 33-7 W 58,492 Dallas Cowboys (Cotton Bowl)

1968 RECORD: 5-1
 8/3 14-12 W 51,154 Oakland Raiders (Oakland-Alameda County Coliseum)
 8/10 10-0 W 31,917 Chicago Bears (Birmingham, Ala.-Legion Field) Fri
 8/16 15-13 W 45,810 Washington Redskins (D.C. Stadium) Fri
 8/23 7-14 L 34,082 Detroit Lions (Tiger Stadium) Fri
 8/31 22-13 W 63,202 Miami Dolphins (Orange Bowl)
 9/7 16-10 W 69,520 Dallas Cowboys (Cotton Bowl)

1969 RECORD: 6-0
 8/2 26-6 W 52,171 San Diego Chargers (Jack Murphy Stadium)
 8/9 34-30 W 51,246 Oakland Raiders (Oakland-Alameda County Coliseum)
 8/15 33-29 W 47,015 Houston Oilers (Astrodome) Fri
 8/22 20-7 W 45,750 Buffalo Bills (War Memorial) Fri
 8/30 23-10 W 52,680 Miami Dolphins (Orange Bowl)
 9/14 23-7 W 58,975 Dallas Cowboys (Cotton Bowl) Sun

1970 RECORD: 4-2
 8/8 33-21 W 53,519 Oakland Raiders (Oakland-Alameda County Coliseum)
 8/14 17-3 W 38,341 Kansas City Chiefs (Municipal Stadium) Fri
 8/22 24-7 W 42,499 Denver Broncos (Mile High Stadium)
 8/29 13-20 L 73,533 Miami Dolphins (Orange Bowl)
 9/5 20-14 W 34,500 Detroit Lions (Raleigh, NC-Carter Stadium)
 9/12 14-17 L 46,045 Washington Redskins (RFK Stadium)

1971 RECORD: 3-4
 7/30 24-17 W 52,289 College All-Stars (Chicago, Ill.-Soldier Field) Fri
 8/7 3-10 L 16,771 Kansas City Chiefs (Memorial Stadium)
 8/14 21-13 W 17,593 Chicago Bears (Memorial Stadium)
 8/22 20-23 L 91,745 Detroit Lions (Ann Arbor, Mich.-Michigan Stadium) Sun
 8/28 20-14 W 46,045 Washington Redskins (RFK Stadium)
 9/3 14-27 L 22,291 Dallas Cowboys (Memorial Stadium) Fri
 9/11 3-24 L 50,212 Oakland Raiders (Jacksonville, Fla.-Gator Bowl)

1972 RECORD: 3-3
 8/4 3-33 L 42,864 Washington Redskins (Tampa, Fla.-Tampa Stadium) Fri
 8/14 0-16 L 53,627 Oakland Raiders (Oakland-Alameda County Coliseum) Sun
 8/21 23-17 W 76,882 Kansas City Chiefs (Arrowhead Stadium) Sun
 8/26 16-13 W 37,221 Pittsburgh Steelers (Tampa, Fla.-Tampa Stadium) Fri
 9/1 17-24 L 40,238 Detroit Lions (Tampa, Fla.-Tampa Stadium) Fri
 9/10 20-13 W 49,605 Denver Broncos (Mile High Stadium) Sun

1973 RECORD: 2-4
 8/4 7-34 L 50,350 Pittsburgh Steelers (Three Rivers Stadium)
 8/11 20-34 L 57,122 Atlanta Falcons (Fulton County Stadium)
 8/18 32-28 W 33,174 Detroit Lions (Memphis, Tenn.-Liberty Bowl)
 8/25 3-20 L 54,947 Washington Redskins (RFK Stadium)
 9/1 9-20 L 41,571 Houston Oilers (Astrodome)
 9/9 17-10 W 41,860 Denver Broncos (Mile High Stadium) Sun

1974 RECORD: 1-4
 8/9 3-6 L 6,792 Detroit Lions (Memorial Stadium) Fri
 8/17 37-3 W 25,116 Cleveland Browns (Tampa, Fla.-Tampa Stadium)
 8/26 16-20 L 29,987 Chicago Bears (Memorial Stadium) Mon
 8/31 7-23 L 39,668 Atlanta Falcons (Fulton County Stadium)
 9/6 6-7 L 29,704 Washington Redskins (RFK Stadium) Fri

1975 RECORD: 2-4
 8/9 23-20 W 35,269 Denver Broncos (Mile High Stadium)
 8/16 3-10 L 43,097 Atlanta Falcons (Lincoln, Neb.-Memorial Stadium)
 8/22 10-31 L 32,081 Pittsburgh Steelers (Memorial Stadium) Fri
 8/30 3-27 L 60,643 New Orleans Saints (Louisiana Superdome)
 9/8 26-21 W 30,505 Houston Oilers (Astrodome) Mon
 9/12 10-24 L 30,110 Washington Redskins (Memorial Stadium) Fri

1976 RECORD: 2-4
 7/31 21-0 W 20,304 Cleveland Browns (Lincoln, Neb.-Memorial Stad.)
 8/6 20-3 W 35,575 Washington Redskins (Memorial Stadium) Fri
 8/14 14-25 L 54,338 Chicago Bears (Soldier Field)
 8/20 20-26 L *38,879 New Orleans Saints (Memorial Stadium) Fri
 8/28 7-21 L 24,986 Atlanta Falcons (Fulton County Stadium)
 9/2 9-24 L 54,217 Detroit Lions (Pontiac Silverdome) Thu

1977 RECORD: 3-3
 8/5 8-14 L 40,059 Denver Broncos (Mile High Stadium)
 8/14 14-7 W 37,189 Houston Oilers (Astrodome) Sun
 8/19 29-7 W 45,529 Minnesota Vikings (Memorial Stadium) Fri
 8/27 21-23 L 54,835 Dallas Cowboys (Texas Stadium)
 9/2 21-10 W 40,695 Detroit Lions (Memorial Stadium) Fri
 9/10 0-14 L 47,032 Tampa Bay Buccaneers (Tampa Stadium)

1978 RECORD: 1-3
 8/5 10-22 L 41,819 Pittsburgh Steelers (Memorial Stadium)
 8/12 12-23 L 64,139 Tampa Bay Buccaneers (Tampa Stadium)
 8/18 16-17 L 42,731 Washington Redskins (Memorial Stadium) Fri
 8/26 13-7 W 49,718 Detroit Lions (Pontiac Silverdome)

1979 RECORD: 2-2
 8/3 17-14 W 36,733 Philadelphia Eagles (Memorial Stadium) Fri.
 8/11 3-24 L 43,056 Cleveland Browns (Cleveland Municipal Stadium)
 8/17 17-31 L 44,251 Philadelphia Eagles (Veterans Stadium) Fri
 8/24 17-7 W 36,434 Detroit Lions (Memorial Stadium) Fri

1980 RECORD: 2-2
 8/9 3-13 L 31,636
 8/16 17-3 W 53,314
 8/22 37-20 W 27,163
 8/29 35-51 L 51,103

1981 RECORD: 0-4
 8/8 23-24 L 46,792
 8/15 17-20 L 40,716
 8/22 7-13 L 44,937
 8/28 17-31 L 55,794

1982 RECORD: 3-2
 8/7 14-30 L 23,379
 8/14 19-14 W 31,985
 8/21 34-3 W 56,748
 8/28 15-37 L 52,471
 9/4 26-17 W 58,972

1983 RECORD: 2-2
 8/4 15-0 W 42,359
 8/13 10-7 W 56,061
 8/20 14-27 L 32,205
 8/26 7-10 L 37,420

1984 RECORD: 1-3
 8/4 3-24 L 37,559
 8/11 26-20 W 60,236
 8/18 0-31 L 68,951
 8/25 17-34 L 54,479

1985 RECORD: 2-2
 8/10 19-7 W 60,014
 8/17 24-13 W 46,252
 8/24 3-20 L 71,406
 8/30 21-31 L 60,006

1986 RECORD: 1-3
 8/8 14-21 L 55,443
 8/16 21-38 L 66,030
 8/23 20-13 W 57,921
 8/30 20-23 L* 57,969

1987 RECORD: 3-1
 8/15 22-19 W 45,753
 8/22 13-37 L 49,304
 8/29 17-6 W 51,975
 9/5 23-16 W 50,111

1988 RECORD: 3-1
 8/6 20-7 W 44,258
 8/13 25-21 W 53,720
 8/20 18-6 W 54,117
 8/25 20-21 L 73,957

1989 RECORD: 4-0
 8/12 31-7 W 57,771
 8/19 24-23 W 30,218
 8/26 30-0 W 54,750
 9/2 38-34 W 55,128

1990 RECORD: 0-4
 8/11 7-16 L 51,044
 8/17 10-13 L 52,475
 8/27 16-17 L 47,999
 8/31 14-17 L 54,796

OPPONENT
 Washington Redskins (Memorial Stadium)
 Green Bay Packers (Milwaukee County Stadium)
 NY Giants (Memorial Stadium) Fri
 Atlanta Falcons (Fulton County Stadium) Fri

OPPONENT
 New Orleans Saints (Louisiana Superdome)
 NY Giants (Giants Stadium)
 Washington Redskins (Memorial Stadium)
 Seattle Seahawks (Kingdome) Fri

OPPONENT
 Minnesota Vikings (Canton, Ohio-Fawcett Stadium-HOF)
 NY Giants (Memorial Stadium)
 Atlanta Falcons (Tempe, Ariz.-Sun Devil Stadium)
 Pittsburgh Steelers (Three Rivers Stadium)
 Chicago Bears (Soldier Field)

OPPONENT
 Houston Oilers (Astrodome) Thu
 Minnesota Vikings (HHH Metrodome)
 NY Giants (Giants Stadium)
 Atlanta Falcons (Fulton County Stadium) Fri

OPPONENT
 Miami Dolphins (Orange Bowl)
 NY Giants (Hoosier Dome)
 Denver Broncos (Mile High Stadium)
 Green Bay Packers (Lambeau Field)

OPPONENT
 Seattle Seahawks (Hoosier Dome)
 Chicago Bears (Soldier Field)
 Denver Broncos (Mile High Stadium)
 Cincinnati Bengals (Hoosier Dome) Fri

OPPONENT
 Seattle Seahawks (Kingdome) Fri
 Chicago Bears (Soldier Field)
 Detroit Lions (Hoosier Dome)
 Minnesota Vikings (Hoosier Dome)

OPPONENT
 Detroit Lions (Pontiac Silverdome)
 Minnesota Vikings (HHH Metrodome)
 Houston Oilers (Hoosier Dome)
 Tampa Bay Buccaneers (Hoosier Dome)

OPPONENT
 Tampa Bay Buccaneers (Tampa Stadium)
 Green Bay Packers (Hoosier Dome)
 New Orleans Saints (Hoosier Dome)
 Denver Broncos (Mile High Stadium) Thu

OPPONENT
 New Orleans Saints (Louisiana Superdome)
 Green Bay Packers (Lambeau Field)
 Tampa Bay Buccaneers (Hoosier Dome)
 Denver Broncos (Hoosier Dome)

OPPONENT
 Denver Broncos (Hoosier Dome)
 Seattle Seahawks (Kingdome) Fri
 Philadelphia Eagles (Hoosier Dome) Mon
 New Orleans Saints (Louisiana Superdome) Fri

1991 RECORD: 1-3
 8/2 3-10 L 75,375
 8/10 7-17 L 47,943
 8/17 34-28 W 45,963
 8/23 21-23 L 52,687

1992 RECORD: 2-2
 8/8 34-14 W 42,786
 8/15 10-27 L 43,727
 8/22 0-20 L 55,362
 8/28 21-10 W 65,557

1993 RECORD: 2-2
 8/7 16-13 W* 45,055
 8/14 7-24 L 42,792
 8/20 18-7 W 43,642
 8/27 10-41 L 56,811

1994 RECORD: 4-0
 8/5 13-9 W 40,469
 8/13 26-21 W 49,089
 8/20 17-14 W 45,650
 8/25 24-7 W 39,052

1995 RECORD: 3-1
 8/4 21-34 L 39,946
 8/12 20-17 W 38,006
 8/19 20-17 W* 55,624
 8/24 29-7 W 45,626

1996 RECORD: 3-2
 7/27 10-7 W 23,376
 8/3 25-28 L 45,024
 8/10 12-16 L 12,851
 8/17 15-13 W 39,930
 8/24 30-6 W 49,081

1997 RECORD: 2-2
 8/1 20-16 W 47,913
 8/9 17-23 L 56,447
 8/16 3-45 L 52,844
 8/21 16-3 W 47,417

1998 RECORD: 2-2
 8/8 21-24 L 52,645
 8/17 30-27 W 36,598
 8/22 3-33 L 47,820
 8/27 20-17 W 42,852

1999 RECORD: 3-1
 8/7 6-9 L 37,721
 8/14 20-17 W 41,998
 8/21 37-7 W 41,788
 9/2 31-28 W 41,074

2000 RECORD: 3-2
 7/29 13-20 L 47,985
 8/5 16-28 L 68,578
 8/12 17-0 W 20,105
 8/19 24-23 W 87,145
 8/24 32-30 W 51,337

2001 RECORD: 2-2
 8/11 28-21 W 45,089
 8/18 26-27 L 48,165
 8/24 21-28 L 63,804
 8/30 23-17 W 42,032

OPPONENT
 Denver Broncos (Mile High Stadium) Fri
 Seattle Seahawks (Hoosier Dome)
 New Orleans Saints (Hoosier Dome)
 Philadelphia Eagles (Veterans Stadium) Fri

OPPONENT
 New England Patriots (Hoosier Dome)
 Seattle Seahawks (Hoosier Dome)
 Cincinnati Bengals (Riverfront Stadium)
 Kansas City Chiefs (Arrowhead Stadium) Fri

OPPONENT
 Seattle Seahawks (Kingdome)
 Cincinnati Bengals (Hoosier Dome)
 Los Angeles Raiders (Hoosier Dome) Fri
 Green Bay Packers (Lambeau Field) Fri

OPPONENT
 Seattle Seahawks (RCA Dome) Fri
 Cincinnati Bengals (Riverfront Stadium)
 Pittsburgh Steelers (Three Rivers Stadium)
 Cleveland Browns (RCA Dome) Thu

OPPONENT
 Cincinnati Bengals (RCA Dome) Fri
 Seattle Seahawks (Kingdome)
 Green Bay Packers (Lambeau Field)
 Chicago Bears (RCA Dome) Thu

OPPONENT
 New Orleans Saints (Canton, Ohio-Fawcett Stadium-HOF)
 Cincinnati Bengals (Riverfront Stadium)
 Houston Oilers (Astrodome)
 Seattle Seahawks (RCA Dome)
 Green Bay Packers (RCA Dome)

OPPONENT
 Cincinnati Bengals (RCA Dome) Fri
 San Diego Chargers (Qualcomm Stadium)
 Seattle Seahawks (Kingdome)
 Detroit Lions (RCA Dome) Thu

OPPONENT
 Seattle Seahawks (Kingdome)
 Cincinnati Bengals (Cinergy Field) Mon
 San Diego Chargers (RCA Dome)
 Detroit Lions (RCA Dome) Thu

OPPONENT
 Chicago Bears (Soldier Field)
 Cincinnati Bengals (RCA Dome)
 New Orleans Saints (Louisiana Superdome)
 Seattle Seahawks (RCA Dome) Thu

OPPONENT
 Atlanta Falcons (RCA Dome)
 Seattle Seahawks (Husky Stadium)
 New Orleans Saints (West Lafayette, Ind.-Ross-Ade Stadium)
 Pittsburgh Steelers (Mexico City, Mex.-Azteca Stadium)
 Minnesota Vikings (RCA Dome) Thu

OPPONENT
 Seattle Seahawks (RCA Dome)
 Detroit Lions (RCA Dome)
 Minnesota Vikings (HHH Metrodome) Fri
 Cincinnati Bengals (Paul Brown Stadium) Thu

ADMINISTRATION	2002 RECORD: 2-2	OPPONENT
	8/10 28-10 W 52,902	Seattle Seahawks (Seahawks Stadium)
	8/17 10-22 L 40,860	Cincinnati Bengals (RCA Dome)
COACHING STAFF	8/24 19-7 W 41,406	Buffalo Bills (RCA Dome)
	8/30 21-25 L 67,247	New Orleans Saints (Louisiana Superdome) Fri
	2003 RECORD: 3-1	OPPONENT
8/9 18-20 L 52,634	Chicago Bears (Champaign, Illinois-Memorial Stadium)	
FOOTBALL OPERATIONS	8/15 21-7 W 37,469	Seattle Seahawks (RCA Dome) Fri
	8/25 28-23 W 72,510	Denver Broncos (Invesco Field at Mile High Stadium) Mon
	8/29 21-20 W 38,534	Cincinnati Bengals (RCA Dome) Fri
BUSINESS OPERATIONS	2004 RECORD: 2-2	OPPONENT
	8/14 21-17 W 33,281	San Diego Chargers (Qualcomm Stadium)
	8/21 7-31 L 44,834	NY Jets (RCA Dome)
PLAYERS	8/28 30-17 W 56,356	Buffalo Bills (RCA Dome)
	9/3 13-16 L 53,567	Cincinnati Bengals (Paul Brown Stadium) Fri
	2005 RECORD: 0-5	OPPONENT
8/6 21-27 L 45,203	Atlanta Falcons (Tokyo, Japan, Tokyo Dome)	
2013 SEASON IN REVIEW	8/13 10-17 L 56,045	Buffalo Bills (RCA Dome)
	8/20 17-24 L 52,704	Chicago Bears (RCA Dome)
	8/27 24-37 L 74,152	Denver Broncos (Invesco Field at Mile High Stadium)
COLTS HISTORY	9/2 0-38 L 59,781	Cincinnati Bengals (Paul Brown Stadium) Fri
	2006 RECORD: 1-3	OPPONENT
	8/10 17-19 L 60,620	St. Louis Rams (Edward Jones Dome) Thu
RECORDS	8/20 17-30 L 56,596	Seattle Seahawks (RCA Dome) Sun
	8/26 27-14 W 58,228	New Orleans Saints (Jackson, Miss., Mississippi Veterans Memorial Stadium)
	9/1 3-20 L 56,512	Cincinnati Bengals (RCA Dome) Fri
COMMUNITY	2007 RECORD: 1-3	OPPONENT
	8/9 10-23 L 60,175	Dallas Cowboys (Texas Stadium) Thu
	8/20 24-27 L 56,769	Chicago Bears (RCA Dome) Mon
COLTS HISTORY	8/25 37-10 W 57,101	Detroit Lions (RCA Dome)
	9/1 6-14 L 65,243	Cincinnati Bengals (Paul Brown Stadium) Fri
	2008 RECORD: 1-4	OPPONENT
8/3 16-30 L 22,216	Washington Redskins (Canton, Ohio, Fawcett Stadium) Sun	
RECORDS	8/9 20-23 L* 70,492	Carolina Panthers (Bank of America)
	8/16 16-9 W 59,693	Atlanta Falcons (Georgia Dome)
	8/24 7-20 L 65,333	Buffalo Bills (Lucas Oil Stadium) Sun
COLTS HISTORY	8/28 7-27 L 64,931	Cincinnati Bengals (Lucas Oil Stadium) Thu

ADMINISTRATION	2009 RECORD: 1-3	OPPONENT
	8/14 3-13 L 65,484	Minnesota Vikings (Lucas Oil Stadium) Fri
	8/20 23-15 W 64,516	Philadelphia Eagles (Lucas Oil Stadium) Thu
COACHING STAFF	8/29 17-18 L 37,011	Detroit Lions (Ford Field)
	9/3 7-38 L 56,527	Cincinnati Bengals (Paul Brown Stadium) Thu
	2010 RECORD: 0-4	OPPONENT
8/15 17-37 L 65,664	San Francisco 49ers (Lucas Oil Stadium) Sun	
FOOTBALL OPERATIONS	8/19 21-34 L 39,583	Buffalo Bills (Toronto, Canada, Rogers Centre) Thu
	8/26 24-59 L 68,987	Green Bay Packers (Lambeau Field) Thu
	9/2 28-30 L 65,622	Cincinnati Bengals (Lucas Oil Stadium) Thu
BUSINESS OPERATIONS	2011 RECORD: 1-3	OPPONENT
	8/13 10-33 L 55,461	St. Louis Rams (Edward Jones Dome)
	8/19 3-16 L 64,753	Washington Redskins (Lucas Oil Stadium) Fri
PLAYERS	8/26 21-24 L 65,285	Green Bay Packers (Lucas Oil Stadium) Fri
	9/1 17-13 W 39,797	Cincinnati Bengals (Paul Brown Stadium) Thu
	2012 RECORD: 2-2	OPPONENT
8/12 38-3 W 64,133	St. Louis Rams (Lucas Oil Stadium) Sun	
2013 SEASON IN REVIEW	8/19 24-26 L 54,559	Pittsburgh Steelers (Heinz Field) Sun
	8/25 17-30 L 60,047	Washington Redskins (FedExField)
	8/30 20-16 W 65,035	Cincinnati Bengals (Lucas Oil Stadium) Thu
COLTS HISTORY	2013 RECORD: 2-2	OPPONENT
	8/11 20-44 L 66,181	Buffalo Bills (Lucas Oil Stadium) Sun
	8/18 20-12 W 75,491	New York Giants (MetLife Stadium) Sun
RECORDS	8/24 27-6 W 65,626	Cleveland Browns (Lucas Oil Stadium)
	8/29 10-27 L 49,229	Cincinnati Bengals (Paul Brown Stadium) Thu

PRESEASON SERIES RECORDS Won 149, Lost 136, Tied 4

	Won	Lost	Tied	First Meeting		Won	Lost	Tied	First Meeting
Arizona Cardinals.....	6	5	1	1953	Minnesota Vikings.....	4	6	0	1961
Atlanta Falcons.....	2	8	0	1973	New England Patriots.....	2	0	0	1967
Buffalo Bills.....	3	4	0	1969	New Orleans Saints.....	7	5	0	1975
Carolina Panthers.....	0	1	0	2008	New York Giants.....	8	5	0	1953
Chicago Bears.....	5	8	1	1957	New York Jets.....	0	1	0	2004
Cincinnati Bengals.....	8	14	0	1985	Oakland Raiders.....	4	2	0	1968
Cleveland Browns.....	6	2	0	1953	Philadelphia Eagles.....	10	9	0	1953
College All-Stars.....	3	0	0	1959	Pittsburgh Steelers.....	11	10	0	1953
Dallas Cowboys.....	5	4	0	1960	St. Louis Rams.....	1	2	0	2006
Denver Broncos.....	6	7	0	1970	San Diego Chargers.....	2	2	0	1969
Detroit Lions.....	13	7	1	1964	San Francisco 49ers.....	0	1	0	2010
Green Bay Packers.....	5	4	0	1980	Seattle Seahawks.....	9	9	0	1981
Kansas City Chiefs.....	3	1	0	1970	Tampa Bay Buccaneers.....	3	2	0	1977
Miami Dolphins.....	2	2	0	1968	Tennessee Titans.....	5	2	0	1969
					Washington Redskins.....	15	13	1	1953

ALL-TIME SERIES RECORDS

(HOME GAMES IN BLUE; PLAYOFF GAMES IN **BOLD**; *OT;
RECORDS DENOTE THE RESPECTIVE WON-LOSS MARKS OF EACH TEAM ENTERING THE GAME)

COLTS vs. ARIZONA

Points-Allowed: 319-273

Regular Season: 8-7
Home: 213-162

Home: 6-4
Away: 106-111

Away: 2-3
Colts Longest Series Streaks: Won 4, Lost 4

DATE	RECORDS		RESULTS	DATE	RECORDS		RESULTS	DATE	RECORDS		RESULTS
	COLTS	OP			COLTS	OP			COLTS	OP	
11/19/61	4-5	4-5	16-0 W	10/8/78	1-4	0-5	30-17 W	12/20/92	7-7	4-10	16-13 W
10/12/64	3-1	3-0-1	47-27 W	10/26/80	4-3	2-5	10-17 L	9/1/96	0-0	0-0	20-13 W
11/17/68	8-1	5-3-1	27-0 W	11/22/81	1-10	4-7	24-35 L	11/1/06	13-2	5-10	17-13 W
9/17/72	0-0	0-0	3-10 L	9/16/84	1-1	1-1	33-34 L	9/27/09	2-0	1-1	31-10 W
12/4/76	10-2	8-4	17-24 L	12/2/90	5-6	3-8	17-20 L	11/24/13	7-3	6-4	11-40 L

STADIUMS: Memorial 3-3 Hoosier/RCA 3-1 Busch Memorial 1-1 Sun Devil 0-1 University of Phoenix Stadium 1-1
CARDINALS: Chicago 1953-59 St. Louis 1960-87 Phoenix/Arizona 1988-present

COLTS vs. ATLANTA

Points-Allowed: 408-230

Regular Season: 13-2
Home: 194-111

Home: 6-1
Away: 214-119

Away: 7-1
Colts Longest Series Streaks: Won 10, Lost 1

DATE	RECORDS		RESULTS	DATE	RECORDS		RESULTS	DATE	RECORDS		RESULTS
	COLTS	OP			COLTS	OP			COLTS	OP	
11/13/66	6-2	0-8	19-7 W	10/5/69	0-2	1-1	21-14 W	12/6/98	2-10	10-2	21-28 L
9/17/67	0-0	0-0	38-31 W	11/30/69	6-4	3-7	13-6 W	12/16/01	4-8	6-6	41-27 W
11/12/67	6-0-2	1-6-1	49-7 W	11/17/74	1-8	2-7	17-7 W	12/14/03	10-3	3-10	38-7 W
9/23/68	1-0	0-1	28-20 W	12/7/86	0-13	6-6-1	28-23 W	11/22/07	8-2	3-7	31-13 W
12/1/68	10-1	2-9	44-0 W	9/24/89	0-2	1-1	13-9 W	11/6/11	0-9	4-3	7-31 L

Sweeps: Colts (3): 1967,68,69
STADIUMS: Memorial 3-0 Hoosier/RCA 3-0 Lucas Oil 0-1 Grant Field 1-0 Fulton County 5-0 Georgia Dome 1-1

COLTS vs. BALTIMORE

Points-Allowed: 296-230

Regular Season: 7-3
Home: 119-57

Home: 4-0
Away: 177-173

Away: 3-3
Colts Longest Series Streaks: Won 8, Lost 2
Playoffs: 2-1

DATE	RECORDS		RESULTS	DATE	RECORDS		RESULTS	DATE	RECORDS		RESULTS
	COLTS	OP			COLTS	OP			COLTS	OP	
10/13/96	4-1	2-3	26-21 W	9/11/05	0-0	0-0	24-7 W	1/16/10	14-2	10-7	20-3 W
11/29/98	2-9	4-7	31-38 L	1/13/07	13-4	13-3	15-6 W	12/11/11	0-13	9-3	10-24 L
12/2/01	4-6	7-4	27-39 L	12/9/07	10-2	4-8	44-20 W	1/6/13	11-5	10-6	9-24 L
10/13/02	3-1	2-2	22-20 W	10/12/08	2-2	2-2	31-3 W				
12/19/04	10-3	8-5	20-10 W	11/22/09	9-0	5-4	17-15 W				

STADIUMS: Hoosier/RCA 3-0 Lucas Oil 2-0 Raven's Stadium at Camden Yard/PSINet/M&T Bank 4-4

COLTS vs. BUFFALO

Points-Allowed: 1298-1390

Regular Season: 31-35-1 Home: 18-14-1
Home: 696-664 Away: 602-726

Away: 13-21
Colts Longest Series Streaks: Won 6, Lost 6

DATE	RECORDS		RESULTS	DATE	RECORDS		RESULTS	DATE	RECORDS		RESULTS
	COLTS	OP			COLTS	OP			COLTS	OP	
11/15/70	7-1	3-5	17-17 T	10/4/81	1-3	12-12	17-23 L	1/2/94	4-11	11-4	10-30 L
12/13/70	9-2-1	3-8-1	20-14 W	11/28/82	0-3	2-1	0-20 L	10/16/94	2-4	4-2	27-17 W
10/10/71	2-1	0-3	43-0 W	9/18/83	1-1	1-1	23-28 L	12/24/94	7-8	7-8	10-9 W
12/5/71	8-3	1-10	24-0 W	10/16/83	4-2	4-2	7-30 L	9/17/95	1-1	1-1	14-20 L
10/1/72	0-2	1-1	17-0 W	9/30/84	1-3	0-4	31-17 W	11/5/95	5-3	5-3	10-16 L
12/3/72	4-7	3-8	35-7 W	12/2/84	4-9	1-12	15-21 L	10/6/96	4-0	3-1	13-16 L*
10/14/73	1-3	3-1	13-31 L	10/6/85	1-3	0-4	49-17 W	12/1/96	6-6	9-3	13-10 W*
11/25/73	2-8	5-5	17-24 L	10/20/85	2-4	0-6	9-21 L	9/21/97	0-3	1-2	35-37 L
10/13/74	0-4	3-1	14-27 L	10/19/86	0-6	1-5	13-24 L	10/20/97	0-6	3-3	16-9 L
12/1/74	2-9	8-3	0-6 L	12/14/86	1-13	4-10	24-14 W	10/11/98	1-4	1-3	24-31 L
10/12/75	1-2	3-0	31-38 L	10/4/87	0-2	1-1	47-6 W	11/22/98	2-8	6-4	11-34 L
11/9/75	3-4	5-2	42-35 W	12/13/87	7-5	6-6	3-27 L	10/12/99	0-0	0-0	31-14 W
10/17/76	4-1	2-3	31-13 W	10/9/88	1-4	4-1	23-34 L	1/2/00	13-2	10-5	6-31 L
12/12/76	10-3	2-11	58-20 W	12/18/88	8-7	12-3	17-14 W	10/1/00	2-1	2-1	18-16 W
10/2/77	2-0	0-2	17-14 W	10/8/89	2-2	3-1	37-14 W	12/11/00	7-6	7-6	44-20 W
11/13/77	7-1	2-6	31-13 W	11/12/89	4-5	6-3	17-30 L	9/23/01	1-0	0-1	42-26 W
9/24/78	1-2	0-3	17-24 L	9/9/90	0-0	0-0	10-26 L	11/4/01	3-3	1-5	30-14 W
12/17/78	5-10	4-11	14-21 L	12/9/90	5-7	10-2	17-31 L	9/12/03	8-2	4-6	17-14 W
9/30/79	0-4	2-2	13-31 L	10/13/91	0-6	5-1	16-42 L	11/12/06	8-0	3-5	17-16 W
10/21/79	1-6	3-4	14-13 W	12/15/91	1-13	12-2	17-35 L	1/3/10	14-1	5-10	7-30 L
10/12/80	3-2	5-0	17-12 W	9/20/92	1-1	2-0	10-38 L	11/25/12	6-4	4-6	20-13 W
11/30/80	6-6	9-3	28-24 W	11/29/92	4-7	9-2	16-13 W*				
9/13/81	1-0	11-10	13-35 L	11/21/93	3-6	7-2	19-23 L				

Sweeps: Colts (8): 1971,72,76,77,80,94,00,01 Bills (11): 1973,74,78,81,83,90,91,93,95,97,98
Splits (11): 1975,79,84-89,92,96,99
STADIUMS: Memorial 5-7-1 Hoosier/RCA 12-7 Lucas Oil 1-0 War Memorial 3-0 Rich/Ralph Wilson 10-21

ADMINISTRATION
COACHING STAFF
FOOTBALL OPERATIONS
BUSINESS OPERATIONS
PLAYERS
2013 SEASON IN REVIEW
COLTS HISTORY
RECORDS
COLTS IN THE COMMUNITY



COLTS vs. CAROLINA

Points-Allowed: 99-97

Regular Season: 1-4

Home: 3-5-0

Home: 0-3

Away: 41-20

Away: 1-1

Colts Longest Series Streaks: Won 1, Lost 3

Table with columns: DATE, RECORDS (COLTS, OP), RESULTS, DATE, RECORDS (COLTS, OP), RESULTS, DATE, RECORDS (COLTS, OP), RESULTS. Rows include dates 12/3/95, 12/27/98, 10/13/03, 10/28/07, 10/20/23 L*, 11/27/11, 19-27 L.

STADIUMS: Hoosier/RCA 0-2 Lucas Oil 0-1 Clemson Memorial 0-1 Bank of America Stadium 1-0

COLTS vs. CHICAGO

Points-Allowed: 898-866

Regular Season: 22-19

Home: 426-403

Home: 11-9

Away: 443-446

Away: 11-10 Playoffs: 1-0 (Neutral Site)

Colts Longest Series Streaks: Won 7, Lost 6

Table with columns: DATE, RECORDS (COLTS, OP), RESULTS, DATE, RECORDS (COLTS, OP), RESULTS, DATE, RECORDS (COLTS, OP), RESULTS. Rows include dates 9/27/53, 10/11/53, 10/10/54, 11/21/54, 9/25/55, 10/16/55, 9/30/56, 10/21/56, 10/5/57, 11/17/57, 10/4/58, 11/16/58, 10/3/59, 10/18/59, 11/3/60, 10/15/61, 10/29/61, 10/21/62, 11/25/62, 10/6/63, 11/23/63, 9/27/64, 11/8/64, 11/7/65, 12/5/65, 10/9/66, 12/4/66, 10/2/60, 10/13/60, 10/15/61, 10/29/61, 10/21/62, 11/25/62, 10/6/63, 11/23/63, 9/27/64, 11/8/64, 11/7/65, 12/5/65, 10/9/66, 12/4/66, 10/8/67, 10/6/68, 11/23/69, 11/29/70, 9/21/75, 9/25/83, 12/8/85, 9/11/88, 11/17/91, 11/5/00, 11/21/04, 2/4/07, 9/7/08, 9/9/12, 3-0, 3-0, 5-4, 7-2-1, 0-0, 1-2, 1-2, 4-6, 0-0, 0-0, 35-7 W, 28-7 W, 24-21 W, 21-20 W, 35-7 W, 22-19 W*, 10-17 L, 13-17 L, 17-17 L, 8-2, 17-31 L, 6-3, 4-5, 24-27 L, 6-3, 4-5, 41-10 W, 15-4, 15-3, 29-17 W, 0-0, 13-29 L, 0-0, 21-41 L.

Sweeps: Colts (6): 1953,57,58,60,64 Bears (4): 1954,61,62,63 Splits (5): 1955,56,59,65,66 STADIUMS: Memorial 11-6 Hoosier/RCA 0-2 Lucas Oil 0-1 Wrigley Field 9-7 Soldier Field 2-3 Dolphin Stadium 1-0

COLTS vs. CINCINNATI

Points-Allowed: 683-597

Regular Season: 16-10

Home: 378-308

Home: 9-6

Away: 305-289

Away: 7-4

Playoffs: 1-0

Colts Longest Series Streaks: Won 7, Lost 3

Table with columns: DATE, RECORDS (COLTS, OP), RESULTS, DATE, RECORDS (COLTS, OP), RESULTS, DATE, RECORDS (COLTS, OP), RESULTS. Rows include dates 12/26/70, 11/19/72, 11/3/74, 9/19/76, 11/4/79, 12/7/80, 10/11/81, 12/5/82, 10/2/83, 11-2-1, 8-6, 17-0 W, 20-19 W, 14-24 L, 28-27 W, 38-28 W, 33-34 L, 19-41 L, 17-20 L, 34-31 W, 9/13/87, 10/22/89, 11/25/90, 12/27/92, 9/12/93, 11/20/94, 10/3/95, 12/22/96, 11/9/97, 0-0, 0-0, 3-3, 4-2, 6-4, 5-10, 0-1, 4-6, 0-0, 9-6, 7-8, 0-9, 21-23 L, 23-12 W, 34-20 W, 21-17 W, 9-6 W, 17-13 W, 21-24 L*, 13-28 L, 12/13/98, 10/24/99, 10/6/02, 11/20/05, 12/18/06, 12/7/08, 11/14/10, 10/16/11, 12/8/13, 2-11, 2-11, 3-2, 2-1, 9-0, 10-3, 8-4, 5-3, 0-5, 8-4, 2-11, 2-11, 1-5, 0-4, 7-2, 8-5, 34-16 W, 45-37 W, 35-3 W, 26-23 W, 3-2, 2-1, 39-26 W, 31-10 W, 28-21 W, 45-37 W, 34-16 W, 35-3 W, 17-27 L, 28-42 L.

STADIUMS: Memorial 3-3 Hoosier/RCA 4-3 Lucas Oil 2-0 Riverfront/Cinergy 7-2 Paul Brown Stadium 1-2

COLTS vs. CLEVELAND

Points-Allowed: 577-616

Regular Season: 13-14

Home: 268-314

Home: 6-9

Away: 309-302

Away: 7-5

Colts Longest Series Streaks: Won 5, Lost 6

Playoffs: 2-2

Table with columns: DATE, RECORDS (COLTS, OP), RESULTS, DATE, RECORDS (COLTS, OP), RESULTS, DATE, RECORDS (COLTS, OP), RESULTS. Rows include dates 11/11/56, 11/1/59, 10/14/62, 12/27/64, 10/20/68, 12/29/68, 9/26/71, 12/27/71, 9/16/73, 11/2/75, 11/19/78, 2-3, 4-1, 2-2, 12-2, 5-2, 14-1, 1-0, 1-0, 1-0, 1-0, 1-0, 0-0, 2-4, 0-6, 5-6, 21-7 W, 31-38 L, 36-14 W, 11/27/83, 10/20/84, 12/8/86, 12/6/87, 1/9/88, 10/23/89, 12/10/89, 12/1/91, 9/6/92, 0-2, 1-6, 6-6, 0-8, 6-5, 9-6, 0-2, 6-7, 1-11, 0-0, 2-0, 3-4, 7-5, 5-3, 7-4, 10-5, 1-1, 7-5-1, 5-7, 0-0, 10-13 L, 27-28 L, 28-42 L, 23-41 L, 9-24 L, 9-7 W, 21-38 L, 17-23 L, 23-17 W*, 0-31 L, 14-3 W, 9/26/93, 9/25/94, 12/26/99, 12/15/02, 9/7/03, 9/25/05, 11/30/08, 9/18/11, 10/21/12, 1-1, 1-2, 12-2, 8-5, 0-0, 3-0, 4-7, 0-1, 2-3, 23-10 W, 14-21 L, 29-28 W, 28-23 W, 9-6 W, 13-6 W, 10-6 W, 19-27 L, 17-13 W.

STADIUMS: Memorial 1-5 Hoosier/RCA 4-3 Lucas Oil 1-1 Municipal/Cleveland 5-7 Cleveland Browns Stadium 4-0 BROWNS: Cleveland 1953-95, 1999-present

COLTS vs. DALLAS

Points-Allowed: 261-342

Regular Season: 5-9

Home: 121-160

Home: 3-4

Away: 124-169

Away: 2-5

Playoffs: 1-0 (Neutral Site)

Colts Longest Series Streaks: Won 3, Lost 6

Table with columns: DATE, RECORDS (COLTS, OP), RESULTS, DATE, RECORDS (COLTS, OP), RESULTS, DATE, RECORDS (COLTS, OP), RESULTS. Rows include dates 10/30/60, 12/3/67, 12/13/69, 1/17/71, 10/15/72, 9/26/76, 9/4/78, 12/6/81, 10/28/84, 10/10/93, 2-0, 0-0, 1-7, 3-5, 2-2, 2-0, 0-0, 10-3, 5-3, 2-2, 27-30 L, 0-38 L, 13-37 L, 3-22 L, 9/15/96, 10/31/99, 11/17/02, 11/19/06, 12/5/10, 2-0, 4-2, 5-4, 9-0, 6-5, 2-0, 4-2, 3-6, 5-4, 3-8, 25-24 W, 34-24 W, 20-3 W, 14-21 L, 28-31 L*.

STADIUMS: Memorial 1-2 Hoosier/RCA 2-1 Lucas Oil 0-1 Cotton Bowl 1-1 Texas 1-4 Orange Bowl 1-0

ADMINISTRATION COACHING STAFF FOOTBALL OPERATIONS BUSINESS OPERATIONS PLAYERS IN REVIEW COLTS HISTORY RECORDS COLTS IN THE COMMUNITY



COLTS vs. DENVER

Points-Allowed: 502-471

Regular Season: 9-11

Home: 346-249

Home: 6-5

Away: 156-222

Away: 3-6

Colts Longest Series Streaks: Won 6, Lost 4

DATE	RECORDS		RESULTS	DATE	RECORDS		RESULTS	DATE	RECORDS		RESULTS
	COLTS	OP			COLTS	OP			COLTS	OP	
11/10/74	1-7	3-4-1	6-17 L	10/15/89	3-2	4-1	3-14 L	1/9/05	12-4	10-6	49-24 W
11/27/77	9-1	9-1	13-27 L	10/21/90	2-3	2-4	17-27 L	10/29/06	6-0	5-1	34-31 W
10/22/78	2-5	5-2	7-6 W	10/30/93	2-1	2-1	13-35 L	9/30/07	3-0	2-1	38-20 W
9/20/81	1-1	1-1	10-28 L	1/6/02	5-10	8-7	29-10 W	12/13/09	12-0	8-4	28-16 W
9/11/83	1-0	1-0	10-17 L	11/24/02	6-4	7-3	33-20 W*	9/26/10	1-1	1-1	27-13 W
12/11/83	6-8	8-6	19-21 L	12/21/03	11-3	9-5	17-31 L	10/20/13	4-2	6-0	39-33 W
10/13/85	2-3	3-2	10-15 L	1/4/04	12-4	10-6	41-10 W				
10/31/88	3-5	4-4	55-23 W	1/2/05	12-3	9-6	14-33 L				

Sweeps: Broncos (1): 1983											
STADIUMS: Memorial 1-2	Hoosier/RCA 5-3	Lucas Oil 2-0	Mile High 0-5	INVESCO Field 3-1							

COLTS vs. DETROIT

Points-Allowed: 895-811

Regular Season: 21-18-2

Home: 476-389

Home: 11-9-1

Away: 419-422

Away: 10-9-1

Colts Longest Series Streaks: Won 4, Lost 4

DATE	RECORDS		RESULTS	DATE	RECORDS		RESULTS	DATE	RECORDS		RESULTS
	COLTS	OP			COLTS	OP			COLTS	OP	
10/3/53	1-0	1-0	17-27 L	10/23/60	3-1	0-3	17-30 L	11/19/67	7-0-2	3-4-2	41-7 W
11/7/53	3-3	4-2	7-17 L	12/4/60	6-3	4-5	15-20 L	11/10/68	7-1	3-4-1	27-10 W
10/16/54	1-2	2-0	0-35 L	9/24/61	1-0	1-0	15-16 L	12/7/69	7-4	7-4	17-17 T
11/6/54	1-5	4-1	3-27 L	10/22/61	2-3	3-2	17-14 W	10/21/73	1-4	1-3-1	29-27 W
10/1/55	1-0	0-1	28-13 W	9/30/62	2-0	2-0	20-29 L	12/11/77	9-3	5-7	10-13 L
11/5/55	4-2	0-6	14-24 L	12/2/62	5-6	9-2	14-21 L	11/16/80	5-5	6-4	10-9 W
10/6/56	1-0	1-0	14-31 L	10/20/63	2-3	2-3	25-21 W	9/22/85	0-2	2-0	14-6 W
11/18/56	3-3	6-1	3-27 L	11/10/63	3-5	4-4	24-21 W	9/22/91	0-3	2-1	24-33 L
9/29/57	0-0	0-0	34-14 W	10/25/64	5-1	4-1-1	34-0 W	11/23/97	1-10	5-6	10-32 L
10/20/57	3-0	2-1	27-31 L	12/6/64	11-1	5-5-2	14-31 L	10/29/00	5-2	5-2	30-18 W
9/28/58	0-0	0-0	28-15 W	10/10/65	2-1	3-0	31-7 W	11/25/04	7-3	4-6	41-9 W
10/19/58	3-0	0-2-1	40-14 W	11/25/65	9-1	5-5	24-24 T	12/14/08	9-4	0-13	31-21 W
9/27/59	0-0	0-0	21-9 W	10/16/66	2-2	2-3	45-14 W	12/2/12	7-4	4-7	35-33 W
10/11/59	1-1	0-2	31-24 W	11/20/66	7-2	3-6-1	14-20 L				

Sweeps: Colts (3): 1958,59,63	Lions (5): 1953,54,56,60,62							Spplits (5): 1955,57,61,64,66			
STADIUMS: Memorial 8-8-1	Hoosier/RCA 2-1	Lucas Oil 1-0	Briggs/Tiger 7-8-1	Silverdome 1-1	Ford Field 2-0						

COLTS vs. GREEN BAY

Points-Allowed: 960-935

Regular Season: 21-20-1

Home: 570-453

Home: 13-8-1

Away: 390-482

Away: 8-12

Playoffs: 0-1

Colts Longest Series Streaks: Won 4, Lost 5

DATE	RECORDS		RESULTS	DATE	RECORDS		RESULTS	DATE	RECORDS		RESULTS
	COLTS	OP			COLTS	OP			COLTS	OP	
10/18/53	2-1	0-3	14-37 L	11/6/60	4-2	4-1	38-24 W	12/7/68	11-1	5-6-1	16-3 W
10/31/53	3-2	1-4	24-35 L	10/8/61	2-1	2-1	7-45 L	11/9/69	4-3	5-2	14-6 W
10/24/54	1-3	1-3	6-7 L	11/5/61	3-4	6-1	45-21 W	11/9/70	6-1	4-3	13-10 W
11/13/54	1-6	3-4	13-24 L	10/28/62	3-3	6-0	6-17 L	9/22/74	0-1	0-1	13-20 L
10/8/55	2-0	2-0	24-20 W	11/18/62	5-4	9-0	13-17 L	10/19/82	0-6	4-2	20-20 T
10/29/55	3-2	3-2	14-10 W	9/29/63	1-1	1-1	20-31 L	12/27/85	2-5	3-4	37-10 W
10/14/56	1-1	0-2	33-38 L	10/27/63	3-3	5-1	20-34 L	11/13/88	5-5	2-8	20-13 W
10/28/56	1-3	2-2	28-21 W	9/20/64	0-1	1-0	21-20 W	12/24/91	1-10	2-9	10-14 L
10/13/57	2-0	1-1	45-17 W	10/18/64	4-1	3-2	24-21 W	11/16/97	0-10	8-2	41-38 W
10/27/57	3-1	1-3	21-24 L	9/26/65	1-0	1-0	17-20 L	11/19/00	7-3	4-6	24-26 L
10/12/58	2-0	0-1-1	24-17 W	12/12/65	9-2-1	9-3	27-42 L	9/26/04	1-1	1-1	45-31 W
11/2/58	5-0	1-3-1	56-0 W	12/26/65	10-3-1	10-3-1	10-13 L*	10/19/08	3-2	3-3	14-34 L
10/25/59	3-1	3-1	38-21 W	9/10/66	0-0	0-0	3-24 L	10/7/12	1-2	2-2	30-27 W
11/15/59	4-3	3-4	28-24 W	12/10/66	8-4	10-2	10-14 L				
10/9/60	2-0	1-1	21-35 L	11/5/67	5-0-2	5-1-1	13-10 W				

Sweeps: Colts (4): 1955,58,59,64	Packers (6): 1953,54,62,63,65,66							Spplits (4): 1956,57,60,61			
STADIUMS: Memorial 9-8-1	Hoosier/RCA 3-0	Lucas Oil 1-0	Green Bay City Field 0-1	Lambeau 3-7	County 5-5						

COLTS vs. HOUSTON

Points-Allowed: 664-470

Regular Season: 20-4

Home: 365-190

Home: 12-0

Away: 299-280

Away: 8-4

Colts Longest Series Streaks: Won 9, Lost 1

DATE	RECORDS		RESULTS	DATE	RECORDS		RESULTS	DATE	RECORDS		RESULTS
	COLTS	OP			COLTS	OP			COLTS	OP	
9/22/02	1-1	1-1	23-3 W	9/17/06	1-0	0-1	43-24 W	9/12/10	0-0	0-0	24-34 L
12/1/02	7-4	3-8	19-3 W	12/24/06	11-3	4-10	24-27 L	11/1/10	4-2	4-2	30-17 W
10/26/03	5-1	2-4	30-21 W	9/23/07	2-0	2-0	30-24 W	9/11/11	0-0	0-0	7-34 L
12/28/03	11-4	5-10	20-17 L	12/23/07	12-2	7-7	38-15 W	12/22/11	1-13	10-4	19-16 W
11/14/04	5-3	4-4	49-14 W	10/5/08	1-2	0-3	31-27 W	12/16/12	9-4	11-2	17-29 L
12/12/04	9-3	5-7	23-14 W	11/16/08	5-4	3-6	33-27 W	12/30/12	10-5	12-3	28-16 W
10/23/05	6-0	0-5	38-20 W	11/8/09	7-0	5-3	20-17 W	11/3/13	5-2	2-5	27-24 W
11/13/05	8-0	1-7	31-17 W	11/29/09	10-0	5-5	35-27 W	12/15/13	8-5	2-11	25-3 W

Sweeps: Colts (8): 2002-05,07-09,13	Texans (0):							Spplits (4): 2006,10-12			
STADIUMS: Hoosier/RCA 6-0	Lucas Oil 6-0	Reliant Stadium 8-4									

ADMINISTRATION

COACHING STAFF

FOOTBALL OPERATIONS

BUSINESS OPERATIONS

PLAYERS

2013 SEASON IN REVIEW

COLTS HISTORY

RECORDS

COLTS IN THE COMMUNITY



COLTS vs. JACKSONVILLE

Points-Allowed: 647-505

Regular Season: 18-8

Home: 288-217


Home: 9-4

Away: 359-288

Away: 9-4

Colts Longest Series Streaks: Won 5, Lost 3

Table with columns: DATE, RECORDS (COLTS, OP), RESULTS, DATE, RECORDS (COLTS, OP), RESULTS, DATE, RECORDS (COLTS, OP), RESULTS. Includes game logs from 12/10/95 to 9/18/05.



Sweeps: Colts (5): 2002,05,07,09,13 Jaguars (1): 2011
Splits (6): 2003,04,06,08,10,12
STADIUMS: Hoosier/RCA 6-1 Lucas Oil 3-3 Jacksonville Municipal/Alltel/Everbank 9-4

COLTS vs. KANSAS CITY

Points-Allowed: 512-465

Regular Season: 12-8

Home: 235-213

Home: 5-4

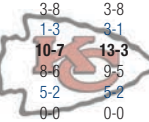
Away: 277-252

Away: 7-4

Playoffs: 4-0

Colts Longest Series Streaks: Won 7, Lost 2

Table with columns: DATE, RECORDS (COLTS, OP), RESULTS, DATE, RECORDS (COLTS, OP), RESULTS, DATE, RECORDS (COLTS, OP), RESULTS. Includes game logs from 9/28/70 to 12/21/80.



Sweeps: Chiefs (1): 1979
Splits (1): 1980
STADIUMS: Memorial 1-3 Hoosier/RCA 4-0 Lucas Oil 2-1 Arrowhead 9-4

COLTS vs. MIAMI

Points-Allowed: 1230-1627

Regular Season: 25-45

Home: 658-728

Home: 14-22


Away: 572-899

Away: 11-23

Playoffs: 0-2

Colts Longest Series Streaks: Won 5, Lost 14

Table with columns: DATE, RECORDS (COLTS, OP), RESULTS, DATE, RECORDS (COLTS, OP), RESULTS, DATE, RECORDS (COLTS, OP), RESULTS. Includes game logs from 11/1/70 to 9/27/81.



Sweeps: Colts (4): 1975,76,88,95 Dolphins (15): 1972,74,78,79,81-86,90,91,93,98,01
Splits (13): 1970,71,73,77,80,87,89,92,94,96,97,99,00
STADIUMS: Memorial 6-8 Hoosier/RCA 7-13 Lucas Oil 1-1 Orange Bowl 3-15 Joe Robbie/Pro Player/LandShark 8-10

COACHING ADMINISTRATION STAFF
FOOTBALL OPERATIONS
BUSINESS OPERATIONS
PLAYERS
2013 SEASON IN REVIEW
COLTS HISTORY
RECORDS
COLTS IN THE COMMUNITY

COLTS vs. MINNESOTA

Points-Allowed: 609-496

Regular Season: 15-7-1
Home: 319-188

Home: 10-0
Away: 290-308

Away: 5-7-1
Colts Longest Series Streaks: Won 5, Lost 5

Playoffs: 1-0

DATE	RECORDS		RESULTS	DATE	RECORDS		RESULTS	DATE	RECORDS		RESULTS
	COLTS	OP			COLTS	OP			COLTS	OP	
10/1/61	1-1	1-1	34-33 W	9/19/65	0-0	0-0	35-16 W	10/25/71	4-1	4-1	3-10 L
11/12/61	4-4	1-7	20-28 L	11/14/65	7-1	5-3	41-21 W	12/12/82	0-5	2-3	10-13 L
9/23/62	1-0	0-1	34-7 W	9/18/66	0-1	0-0-1	38-23 W	11/20/88	6-5	7-4	3-12 L
12/16/62	6-7	2-10-1	42-17 W	10/23/66	3-2	3-1	20-17 W	12/21/97	3-12	8-7	28-39 L
11/17/63	4-5	3-6	37-34 W	10/22/67	4-1	1-4	20-20 T	12/24/00	9-6	11-4	31-10 W
12/8/63	6-6	4-7-1	41-10 W	11/24/68	9-1	6-4	21-9 W	11/8/04	4-3	5-2	31-28 W
9/13/64	0-0	0-0	24-34 L	12/22/68	13-1	8-6	24-14 W	9/14/08	0-1	0-1	18-15 W
11/15/64	8-1	5-4	17-14 W	9/28/69	0-1	0-1	14-52 L	9/16/12	0-1	1-0	23-20 W

Sweeps: Colts (4): 1962,63,65,66
Splits (2): 1961,64
STADIUMS: Memorial 8-0 Hoosier/RCA 2-0 Lucas Oil 1-0 Metropolitan 4-4-1 HHH Metrodome 1-3

COLTS vs. NEW ENGLAND

Points-Allowed: 1459-1880

Regular Season: 28-45
Home: 772-852

Home: 16-20
Away: 687-1028

Away: 12-25
Colts Longest Series Streaks: Won 3, Lost 7

Playoffs: 1-3

DATE	RECORDS		RESULTS	DATE	RECORDS		RESULTS	DATE	RECORDS		RESULTS
	COLTS	OP			COLTS	OP			COLTS	OP	
10/4/70	1-1	1-1	14-6 W	10/9/83	3-2	2-3	12-7 W	11/24/96	6-5	7-4	13-27 L
10/25/70	4-1	1-4	27-3 W	11/18/84	4-7	7-4	17-50 L	9/7/97	0-1	1-0	6-31 L
10/3/71	1-1	1-1	23-3 W	12/16/84	4-11	8-7	10-16 L	11/30/97	1-11	7-5	17-20 L
12/19/71	10-3	5-8	17-21 L	10/10/85	3-6	6-3	15-34 L	9/13/98	0-1	0-1	6-29 L
11/6/72	1-6	2-5	24-17 W	12/1/85	3-9	8-4	31-38 L	11/1/98	1-6	4-3	16-21 L
11/26/72	3-7	2-8	31-0 W	9/7/86	0-0	0-0	3-33 L	9/19/99	1-0	1-0	28-31 L
10/7/73	1-2	0-3	16-24 L	11/9/86	0-9	6-3	21-30 L	12/12/99	10-2	7-5	20-15 W
12/16/73	3-10	5-8	18-13 W	10/25/87	2-3	3-2	30-16 W	10/8/00	3-1	1-4	16-24 L
10/6/74	0-3	3-0	3-42 L	11/22/87	5-4	4-5	0-24 L	10/22/00	4-2	2-5	30-23 W
11/24/74	2-8	6-4	17-27 L	10/2/88	1-3	1-3	17-21 L	9/30/01	2-0	0-2	13-44 L
10/19/75	1-3	0-4	10-21 L	11/27/88	6-6	7-5	24-21 W	10/21/01	2-2	2-3	17-38 L
12/21/75	9-4	3-10	34-21 W	10/29/89	4-3	2-5	20-23 L*	11/30/03	9-2	9-2	34-38 L
9/12/76	0-0	0-0	27-13 W	12/3/89	6-6	4-8	16-22 L	11/8/04	14-4	15-2	14-24 L
11/14/76	8-1	6-3	14-21 L	9/16/90	0-1	0-1	14-16 L	9/9/04	0-0	0-0	24-27 L
10/23/77	5-0	3-2	3-17 L	11/11/90	2-6	1-7	13-10 W	11/6/05	13-4	14-2	3-20 L
12/18/77	9-4	9-4	30-24 W	9/1/91	0-0	0-0	7-16 L	11/7/05	7-0	4-3	40-21 W
9/18/78	0-2	1-1	34-27 W	12/8/91	1-12	4-9	17-23 L*	11/5/06	7-0	6-1	27-20 W
11/26/78	5-7	9-3	14-35 L	11/15/92	4-5	0-9	34-37 L*	11/21/07	14-4	14-4	38-34 W
10/28/79	2-6	6-2	31-26 W	12/6/92	5-7	2-10	6-0 W	11/4/07	7-0	8-0	20-24 L
11/18/79	4-7	7-4	21-50 L	10/31/93	2-4	1-6	9-6 W	11/2/08	3-4	5-2	18-15 W
10/19/80	4-2	5-1	21-37 L	12/26/93	4-10	3-11	0-38 L	11/15/09	8-0	6-2	35-34 W
11/23/80	6-5	7-4	21-47 L	11/27/94	5-6	5-6	10-12 L	11/21/10	6-3	7-2	28-31 L
9/6/81	0-0	0-0	29-28 W	12/11/94	6-7	7-6	13-28 L	12/4/11	0-11	8-3	24-31 L
12/20/81	1-14	2-13	23-21 W	11/19/95	5-5	4-6	24-10 W	11/18/12	6-3	6-3	24-59 L
9/12/82	0-0	0-0	13-24 L	12/23/95	8-7	6-9	10-7 W	11/11/14	12-5	12-4	22-43 L
9/4/83	0-0	0-0	29-23 W*	10/20/96	5-1	3-3	9-27 L				

Sweeps: Colts (5): 1970,72,81,83,95 Patriots (12): 1974,80,84-86,89,91,94,96,97,98,01
Splits (14): 1971,73,75-79,87,88,90,92,93,99,00
STADIUMS: Memorial 8-6 Hoosier/RCA 7-14 Lucas Oil 2-0 Harvard 1-0 Schaefer/Sullivan/Foxboro 9-21 Gillette 2-7

COLTS vs. NEW ORLEANS

Points-Allowed: 261-282

Regular Season: 5-6
Home: 112-66

Home: 3-2
Away: 132-185

Away: 2-4
Colts Longest Series Streaks: Won 3, Lost 5

Playoffs (Neutral): 0-1

DATE	RECORDS		RESULTS	DATE	RECORDS		RESULTS	DATE	RECORDS		RESULTS
	COLTS	OP			COLTS	OP			COLTS	OP	
12/10/67	10-0-2	2-10	30-10 W	12/24/89	8-7	8-7	6-41 L	9/28/03	3-0	1-2	55-21 W
10/19/69	2-2	0-4	30-10 W	11/12/95	5-4	3-6	14-17 L	9/6/07	0-0	0-0	41-10 W
9/30/73	0-2	0-2	14-10 W	9/27/98	0-3	2-0	13-19 L*	2/7/10	16-2	15-3	17-31 L
10/12/86	0-5	1-4	14-17 L	11/18/01	4-4	4-4	20-34 L	10/23/11	0-6	4-2	7-62 L

STADIUMS: Memorial 2-0 Hoosier/RCA 1-2 Tulane 1-0 Louisiana/Mercedes-Benz Superdome 1-4 Sun Life 0-1

COLTS vs. NEW YORK GIANTS

Points-Allowed: 370-281

Regular Season: 8-6
Home: 151-149

Home: 2-3
Away: 219-132

Away: 6-3
Colts Longest Series Streaks: Won 4, Lost 2

Playoffs: 2-0

DATE	RECORDS		RESULTS	DATE	RECORDS		RESULTS	DATE	RECORDS		RESULTS
	COLTS	OP			COLTS	OP			COLTS	OP	
10/2/54	0-1	1-0	20-14 W	11/2/68	6-1	5-2	26-0 W	11/14/99	6-2	5-3	27-19 W
11/13/55	4-3	2-5	7-17 L	10/17/71	3-1	2-2	31-7 W	12/22/02	9-5	8-6	27-44 L
11/9/58	6-0	4-2	21-24 L	12/7/75	7-4	3-8	21-0 W	9/10/06	0-0	0-0	26-21 W
12/28/58	9-3	10-3	23-17 W*	12/16/79	4-11	6-9	31-7 W	9/19/10	0-1	1-0	38-14 W
12/27/59	9-3	10-2	31-16 W	11/5/90	2-5	7-0	7-24 L				
9/15/63	0-0	0-0	28-37 L	12/12/93	4-8	9-3	6-20 L				

STADIUMS: Memorial 2-1 Hoosier/RCA 0-2 Lucas Oil 1-0 Polo Grounds 0-1 Yankee 3-1 Shea 1-0 Giants 3-1

ADMINISTRATION
COACHING STAFF
FOOTBALL OPERATIONS
BUSINESS OPERATIONS
PLAYERS
2013 SEASON IN REVIEW
COLTS HISTORY
RECORDS
COLTS IN THE COMMUNITY

**COLTS vs. NEW YORK JETS**

Points-Allowed: 1412-1474

Regular Season: 40-27

Home: 765-723

Home: 19-14

Away: 640-735

Away: 21-13

Colts Longest Series Streaks: 1-3

Playoffs: 1-3

Colts Longest Series Streaks: Won 6, Lost 4

DATE	RECORDS		RESULTS	DATE	RECORDS		RESULTS	DATE	RECORDS		RESULTS
	COLTS	OP			COLTS	OP			COLTS	OP	
1/12/69	15-1	12-3	7-16 L	11/29/81	1-11	7-4-1	0-25 L	10/9/94	2-3	2-3	6-16 L
10/18/70	3-1	1-3	29-22 W	11/21/82	0-2	1-1	0-37 L	10/30/94	3-5	4-3	28-25 W
12/19/70	10-2-1	4-9	35-20 W	11/6/83	5-4	4-5	17-14 W	9/10/95	0-1	0-1	27-24 W
9/19/71	0-0	0-0	22-0 W	12/4/83	6-7	6-7	6-10 L	10/29/95	4-3	2-6	17-10 W
11/14/71	6-2	3-5	14-13 W	9/2/84	0-0	0-0	14-23 L	9/8/96	1-0	0-1	21-7 W
9/24/72	0-1	1-0	34-44 L	11/11/84	3-7	6-4	9-5 W	11/17/96	5-5	1-9	34-29 W
10/22/72	1-4	3-2	20-24 L	9/29/85	1-2	2-1	20-25 L	10/5/97	0-4	3-2	12-16 L
9/23/73	0-1	0-1	10-34 L	11/3/85	3-5	6-2	17-35 L	12/7/97	1-12	8-5	22-14 W
12/2/73	2-9	3-8	17-20 L	9/28/86	0-3	2-1	7-26 L	9/20/98	0-2	0-2	6-44 L
10/20/74	0-5	1-4	35-20 W	11/16/86	0-10	9-1	16-31 L	11/15/98	1-8	6-3	24-23 W
12/15/74	2-11	6-7	38-45 L	10/11/87	1-2	2-1	6-0 W	10/17/99	2-2	1-3	16-13 W
10/26/75	1-4	2-3	45-28 W	11/1/87	3-3	3-3	19-14 W	11/28/99	8-2	4-6	13-6 W
11/16/75	4-4	2-6	52-19 W	11/6/88	4-5	5-3-1	38-14 W	11/12/00	6-3	6-3	23-15 W
10/24/76	5-1	1-5	20-0 W	12/10/88	8-6	6-7-1	16-34 L	12/3/00	7-5	8-4	17-27 L
11/28/76	9-2	3-8	33-16 W	10/1/89	1-2	1-2	17-10 W	9/9/01	0-0	0-0	45-24 W
9/25/77	1-0	0-1	20-12 W	11/19/89	4-6	2-8	27-10 W	12/23/01	5-8	8-5	28-29 L
11/20/77	8-1	2-7	33-12 W	11/18/90	3-6	4-6	17-14 W	1/4/03	10-6	9-7	0-41 L
10/15/78	2-4	3-3	10-33 L	12/16/90	5-8	4-9	29-21 W	11/16/03	7-2	3-6	38-31 W
12/3/78	5-8	7-6	16-24 L	10/20/91	0-7	3-4	6-17 L	10/1/06	3-0	2-1	31-28 W
10/7/79	0-5	2-3	10-8 W	11/10/91	0-9	5-4	28-27 W	12/27/09	14-0	7-7	15-29 L
12/2/79	4-9	5-8	17-30 L	10/11/92	2-2	1-4	6-3 W*	1/24/10	15-2	11-7	30-17 W
9/7/80	0-0	0-0	17-14 W	12/13/92	6-7	4-9	10-6 W	1/8/11	10-6	11-5	16-17 L
9/28/80	1-2	0-3	35-21 W	11/14/93	3-5	4-4	17-31 L	10/14/12	2-2	2-3	9-35 L
11/8/81	1-8	4-4-1	14-41 L	12/5/93	3-8	7-4	9-6 W				

Sweeps: Colts (13): 1970,71,75-77,80,87,89,90,92,95,96,99 Jets (6): 1972,73,78,81,85,86

Splits (12): 1974,79,83,84,88,91,93,94,97,98,00,01

STADIUMS: Memorial 7-6 Hoosier/RCA 12-7 Lucas Oil 1-2 Shea 8-6 Giants 13-7 MetLife 0-1 Orange Bowl 0-1

COLTS vs. OAKLAND

Points-Allowed: 347-356

Regular Season: 6-7

Home: 204-211

Home: 2-4

Away: 143-145

Away: 4-3

Colts Longest Series Streaks: Won 4, Lost 4

Playoffs: 1-1

DATE	RECORDS		RESULTS	DATE	RECORDS		RESULTS	DATE	RECORDS		RESULTS
	COLTS	OP			COLTS	OP			COLTS	OP	
1/3/71	12-2-1	9-4-2	27-17 W	11/25/84	4-8	8-4	7-21 L	10/14/01	2-1	3-1	18-23 L
11/28/71	7-3	7-1-2	37-14 W	12/21/86	2-13	8-7	30-24 W	10/10/04	3-1	2-2	35-14 W
10/28/73	2-4	3-2-1	21-34 L	9/15/91	0-2	1-1	0-16 L	12/16/07	11-2	4-9	21-14 W
9/28/75	1-0	1-0	20-31 L	10/22/95	4-2	5-2	17-30 L	12/26/10	8-6	7-7	31-26 W
12/24/77	10-4	11-3	31-37 L*	9/10/00	1-0	1-0	31-38 L	9/8/13	0-0	0-0	21-17 W

STADIUMS: Memorial 1-3 Hoosier/RCA 1-2 Lucas Oil 1-0 Oakland/Alameda County/McAfee Coliseum 3-1

RAIDERS: LA Memorial Coliseum 1-2 Los Angeles 1982-94

COLTS vs. PHILADELPHIA

Points-Allowed: 424-357

Regular Season: 10-7

Home: 193-122

Home: 5-2

Away: 231-235

Away: 5-5

Colts Longest Series Streaks: Won 4, Lost 3

DATE	RECORDS		RESULTS	DATE	RECORDS		RESULTS	DATE	RECORDS		RESULTS
	COLTS	OP			COLTS	OP			COLTS	OP	
11/15/53	3-4	4-2-1	14-45 L	10/1/78	1-3	2-2	14-17 L	12/5/96	7-6	8-5	37-10 W
11/21/65	8-1	3-6	34-24 W	11/15/81	1-9	8-2	13-38 L	11/21/99	7-2	3-7	44-17 W
9/24/67	1-0	1-0	38-6 W	10/30/83	4-4	4-4	22-21 W	11/10/02	4-4	6-2	35-13 W
10/13/69	1-2	1-2	24-20 W	10/14/84	2-4	2-4	7-16 L	11/26/06	9-1	5-5	45-21 W
12/6/70	8-2-1	2-8-1	29-10 W	9/30/90	0-3	1-2	24-23 W	11/7/10	5-2	4-3	24-26 L
9/29/74	0-2	1-1	10-30 L	12/19/93	4-9	5-8	10-20 L				

STADIUMS: Memorial 3-1 Hoosier/RCA 2-1 Connie Mack 0-1 Franklin Field 1-0 Veterans 4-3 Lincoln Financial 0-1

COLTS vs. PITTSBURGH

Points-Allowed: 414-611

Regular Season: 6-14

Home: 206-233

Home: 4-5

Away: 208-378

Away: 2-9

Colts Longest Series Streaks: Won 2, Lost 9

Playoffs: 0-5

DATE	RECORDS		RESULTS	DATE	RECORDS		RESULTS	DATE	RECORDS		RESULTS
	COLTS	OP			COLTS	OP			COLTS	OP	
11/3/57	3-2	3-2	13-19 L	9/14/80	1-0	1-0	17-20 L	12/29/96	9-7	10-6	14-42 L
9/29/68	2-0	0-2	41-7 W	11/13/83	6-4	8-2	13-24 L	10/12/97	0-5	3-2	22-24 L
10/31/71	4-2	3-3	34-21 W	10/21/84	2-5	4-3	17-16 W	10/21/02	4-1	2-3	10-28 L
9/15/74	0-0	0-0	0-30 L	9/8/85	0-0	0-0	3-45 L	11/28/05	10-0	7-3	26-7 W
12/27/75	10-4	12-2	10-28 L	10/18/87	2-2	2-2	7-21 L	1/15/06	14-2	12-5	18-21 L
12/19/76	11-3	10-4	14-40 L	10/6/91	0-5	2-2	3-21 L	11/9/08	4-4	6-2	24-20 W
10/30/77	5-1	4-2	31-21 W	11/22/92	4-6	7-3	14-30 L	9/25/11	0-2	1-1	20-23 L
12/9/78	5-9	12-2	13-35 L	9/18/94	1-1	1-1	21-31 L				
9/23/79	0-3	3-0	13-17 L	1/14/96	11-7	12-5	16-20 L				

STADIUMS: Memorial 2-4 Hoosier/RCA 2-2 Lucas Oil 0-1 Pitt 1-0 Three Rivers 0-11 Heinz 1-1

COLTS vs. ST. LOUIS
Points-Allowed: 936-950

Regular Season: 23-18-2 Home: 14-6-2 Away: 9-12
Home: 546-482 Away: 390-468 Colts Longest Series Streaks: Won 6, Lost 3

DATE	RECORDS		RESULTS	DATE	RECORDS		RESULTS	DATE	RECORDS		RESULTS
	COLTS	OP			COLTS	OP			COLTS	OP	
11/22/53	3-5	5-2-1	13-21 L	9/17/61	0-0	0-0	27-24 W	9/21/69	0-0	0-0	20-27 L
12/5/53	3-7	6-3-1	2-45 L	12/9/61	7-5	3-9	17-34 L	12/21/69	7-5-1	11-2	13-7 W
9/26/54	0-0	0-0	0-48 L	9/16/62	0-0	0-0	30-27 W	11/8/71	5-2	4-2-1	24-17 W
12/4/54	2-8	5-4-1	22-21 W	11/11/62	4-4	1-7	14-2 W	10/5/75	1-1	1-1	13-24 L
11/20/55	4-4	5-3	17-17 T	11/24/63	5-5	3-7	16-17 L	9/21/86	0-2	2-0	7-24 L
12/4/55	5-4-1	6-3-1	14-20 L	12/15/63	7-6	5-8	19-16 W	9/17/89	0-1	1-0	17-31 L
11/25/56	3-4	2-6	56-21 W	10/4/64	2-1	2-0-1	35-20 W	10/1/95	1-2	4-0	21-18 W
12/9/56	4-5	2-8	7-31 L	11/22/64	9-1	5-4-1	24-7 W	12/30/01	5-9	12-2	17-42 L
12/1/57	6-3	4-5	31-14 W	10/24/65	4-1	1-4	35-20 W	10/17/05	5-0	2-3	45-28 W
12/15/57	7-4	5-6	21-37 L	12/18/65	9-3-1	4-9	20-17 W	10/25/09	5-0	0-6	42-6 W
11/23/58	7-1	5-3	34-7 W	10/30/66	4-2	4-3	17-3 W	11/10/13	6-2	3-6	8-38 L
12/6/58	9-1	6-4	28-30 L	11/27/66	7-3	6-5	7-23 L				
11/29/59	6-3	2-7	35-21 W	10/15/67	4-0	3-1	24-24 T				
12/12/59	8-3	2-9	45-26 W	12/17/67	11-0-2	10-1-2	10-10 L				
10/16/60	2-1	0-3	31-17 W	10/27/68	5-1	6-0	27-34 W				
12/11/60	6-4	3-6-1	3-10 L	12/15/68	12-1	10-2-1	28-24 W				

Sweeps: Colts (5): 1959,62,64,65,68 Rams (1): 1953
Splits (9): 1954,56-58,60,61,63,66,69
STADIUMS: Memorial 12-4-2 Hoosier/RCA 2-1 Lucas Oil 0-1 LA Memorial Coliseum 8-10 Anaheim 0-1
 Dome at America's Center/Edward Jones 1-1
RAMS: Los Angeles 1953-94

COLTS vs. SAN DIEGO
Points-Allowed: 499-665

Regular Season: 9-16 Home: 3-11 Away: 6-5 Playoffs: 1-2
Home: 233-394 Away: 266-271 Colts Longest Series Streaks: Won 3, Lost 5

DATE	RECORDS		RESULTS	DATE	RECORDS		RESULTS	DATE	RECORDS		RESULTS
	COLTS	OP			COLTS	OP			COLTS	OP	
9/20/70	0-0	0-0	16-14 W	11/26/89	5-6	4-7	10-6 W	12/26/04	11-3	11-3	34-31 W*
10/8/72	1-2	1-1-1	20-23 L	10/18/92	3-2	1-4	14-34 L	12/18/05	13-0	8-5	17-26 L
11/7/76	7-1	4-4	37-21 W	11/1/92	4-3	3-4	0-26 L	11/11/07	7-1	4-4	21-23 L
10/18/81	1-5	4-2	14-43 L	11/29/93	3-7	4-6	0-31 L	1/13/08	13-3	12-5	24-28 L
12/26/82	0-6-1	5-2	26-44 L	12/17/95	8-6	7-7	24-27 L	11/23/08	6-4	4-6	23-20 W
11/4/84	3-6	4-5	10-38 L	12/31/95	9-7	9-7	35-20 W	1/3/09	12-4	8-8	17-23 L*
11/30/86	0-12	2-10	3-17 L	11/3/96	5-3	4-4	19-26 L	11/28/10	6-4	5-5	14-36 L
11/8/87	4-3	6-1	13-16 L	10/26/97	0-7	3-4	19-35 L	10/14/13	4-1	2-3	9-19 L
12/20/87	7-6	8-5	20-7 W	10/4/98	0-4	2-2	17-12 W				
10/23/88	2-5	2-5	16-0 W	9/26/99	1-1	1-0	27-19 W				

Sweeps: Chargers (1): 1992
Splits (1): 1987
STADIUMS: Memorial 0-2 Hoosier/RCA 3-9 Lucas Oil 0-1 Jack Murphy/Qualcomm 7-6

COLTS vs. SAN FRANCISCO
Points-Allowed: 1016-843

Regular Season: 25-18 Home: 14-7 Away: 11-11
Home: 532-405 Away: 484-438 Colts Longest Series Streaks: Won 13, Lost 5

DATE	RECORDS		RESULTS	DATE	RECORDS		RESULTS	DATE	RECORDS		RESULTS
	COLTS	OP			COLTS	OP			COLTS	OP	
11/29/53	3-6	6-3	21-38 L	12/18/60	6-5	6-5	10-34 L	9/15/68	0-0	0-0	27-10 W
12/13/53	3-8	8-3	14-45 L	12/3/61	6-5	6-4-1	20-17 W	10/13/68	4-0	2-2	42-14 W
11/28/54	1-8	5-3-1	17-13 W	12/16/61	7-6	7-5-1	27-24 W	10/26/69	3-2	0-4-1	21-24 L
12/11/54	3-8	6-4-1	7-10 L	10/7/62	2-1	1-2	13-21 L	11/16/69	5-3	1-6-1	17-20 L
11/27/55	4-4-1	3-6	26-14 W	11/4/62	3-4	3-4	22-3 W	11/12/72	2-6	3-4-1	21-24 L
12/11/55	5-5-1	3-8	24-35 L	9/22/63	0-1	0-1	20-14 W	10/5/86	0-4	3-1	14-35 L
12/2/56	4-4	2-6-1	17-20 L	10/13/63	1-3	0-4	20-3 W	9/10/89	0-0	0-0	24-30 L
12/16/56	4-6	4-6-1	17-30 L	11/1/64	6-1	2/5	37-7 W	10/15/95	3-2	4-1	18-17 W
11/24/57	5-3	5-3	27-21 W	11/29/64	10-1	3-8	14-3 W	10/18/98	1-5	4-1	31-34 L
12/8/57	7-3	6-4	13-17 L	10/3/65	1-1	2-0	27-24 W	11/25/01	4-5	7-2	21-40 L
12/30/58	8-1	4-5	35-27 W	10/31/65	5-1	3-3	34-28 W	10/9/05	4-0	1-3	28-3 W
12/14/58	9-2	5-6	12-21 L	9/25/66	1-1	0-0-1	36-14 W	11/1/09	6-0	3-3	18-14 W
11/22/59	5-3	6-2	45-14 W	12/18/66	8-5	6-5-2	30-14 W	9/22/13	1-1	1-1	27-7 W
12/5/59	7-3	7-3	34-14 W	10/1/67	2-0	2-0	41-7 W				
11/27/60	6-2	4-4	22-30 L	11/26/67	8-0-2	5-5	26-9 W				

Sweeps: Colts (8): 1959,61,63-68 49ers (4): 1953,56,60,69
Splits (5): 1954,55,57,58,62
STADIUMS: Memorial 12-5 Hoosier/RCA 1-2 Lucas Oil 1-0 Kezar 9-8 Candlestick/3COM/Monster Park 2-3

ADMINISTRATION
 COACHING
 STAFF
 FOOTBALL OPERATIONS
 BUSINESS OPERATIONS
 PLAYERS
 2013 SEASON IN REVIEW
 COLTS HISTORY
 RECORDS
 COLTS IN THE COMMUNITY

**COLTS vs. SEATTLE**

Points-Allowed: 241-248

Regular Season: 7-4

Home: 88-91

Home: 3-1

Away: 153-157

Away: 4-3

Colts Longest Series Streaks: **Won 2, Lost 2**

DATE	RECORDS		RESULTS	DATE	RECORDS		RESULTS	DATE	RECORDS		RESULTS
	COLTS	OP			COLTS	OP			COLTS	OP	
9/18/77	0-0	0-0	29-14 W	10/2/94	1-3	3-1	17-15 W	12/24/05	13-1	12-2	13-28 L
11/27/78	4-6	5-5	17-14 W	9/14/97	0-2	0-2	3-31 L	10/4/09	3-0	1-2	34-17 W
9/29/91	0-4	1-3	3-31 L	12/20/98	3-11	7-7	23-27 L	10/6/13	3-1	4-0	34-28 W
12/4/94	5-7	5-7	31-19 W	10/15/00	3-2	2-4	37-24 W				

Sweeps: Colts (1): 1994

STADIUMS: Hoosier/RCA 2-1 Lucas Oil 2-0 Kingdome 3-2 Husky Stadium 1-0 Qwest Field 0-1

COLTS vs. TAMPA BAY

Points-Allowed: 311-265

Regular Season: 7-5

Home: 188-128

Home: 4-2

Away: 123-137

Away: 3-3

Colts Longest Series Streaks: **Won 3, Lost 2**

DATE	RECORDS		RESULTS	DATE	RECORDS		RESULTS	DATE	RECORDS		RESULTS
	COLTS	OP			COLTS	OP			COLTS	OP	
10/3/76	2-1	0-3	42-17 W	10/16/88	1-5	2-4	35-31 W	11/2/97	0-8	5-3	28-31 L
9/9/79	0-1	1-0	26-29 L*	12/22/91	1-14	2-13	3-17 L	10/6/03	4-0	2-1	38-35 W*
12/15/85	3-11	2-12	31-23 W	10/4/92	1-2	3-1	24-14 W	10/7/07	4-0	3-1	33-14 W
12/27/87	8-6	4-10	24-6 W	9/11/94	1-0	0-1	10-24 L	10/3/11	0-3	2-1	17-24 L

STADIUMS: Memorial 1-1 Hoosier/RCA 3-1 Tampa 2-2 Raymond James 1-1

COLTS vs. TENNESSEE

Points-Allowed: 768-749

Record: 25-13

Home: 578-376

Home: 15-6

Away: 390-373

Away: 10-7

Colts Longest Series Streaks: **Won 7, Lost 3**

Playoffs: 0-1

Colts Longest Series Streaks: **Won 7, Lost 3**

DATE	RECORDS		RESULTS	DATE	RECORDS		RESULTS	DATE	RECORDS		RESULTS
	COLTS	OP			COLTS	OP			COLTS	OP	
10/11/70	2-1	2-1	24-20 W	9/4/94	0-0	0-0	45-21 W	12/30/07	13-2	9-6	10-16 L
11/4/73	2-5	0-7	27-31 L	1/16/00	13-3	14-3	16-19 L	10/27/08	3-3	6-0	21-31 L
11/1/76	6-1	4-3	38-14 W	11/3/02	4-3	3-4	15-23 L	12/28/08	11-4	13-2	23-0 W
10/14/79	1-5	4-2	16-28 L	12/8/02	8-4	7-5	17-27 L	10/11/09	4-0	0-4	31-9 W
9/21/80	1-1	1-1	16-21 L	9/14/03	1-0	1-0	33-7 W	12/6/09	11-0	5-6	27-17 W
12/18/83	6-9	2-13	20-10 W	12/7/03	9-3	9-3	29-27 W	12/9/10	6-6	5-7	30-28 W
9/9/84	0-1	0-1	35-21 W	9/19/04	0-1	1-0	31-17 W	1/2/11	9-6	6-9	23-20 W
12/22/85	4-11	5-10	34-16 W	12/5/04	8-3	4-7	51-24 W	10/30/11	0-7	3-3	10-27 L
11/23/86	0-11	2-9	17-31 L	10/2/05	3-0	1-2	31-10 W	12/18/11	0-13	7-6	27-13 W
11/29/87	5-5	6-4	51-27 W	12/4/05	11-0	3-8	35-30 W	10/28/12	3-3	3-4	19-13 W*
9/4/88	0-0	0-0	14-17 L*	10/8/06	4-0	0-4	14-13 W	12/9/12	8-4	4-8	27-23 W
9/23/90	0-2	0-2	10-24 L	12/3/06	10-1	4-7	17-20 L	11/14/13	6-3	4-5	30-27 W
9/13/92	1-0	0-1	10-20 L	9/16/07	1-0	1-0	22-20 W	12/1/13	7-4	5-6	22-14 W

Sweeps: Colts (7): 2003,04,05,09,10,12,13 Titans (1): 2002

Splits (4): 2006,07,08,11

STADIUMS: Memorial 2-2 Hoosier/RCA 7-5 Lucas Oil 6-0 Astrodome 2-3 Coliseum/LP Field 8-4

OILERS: Houston 1960-96

TITANS: 1999-present

COLTS vs. WASHINGTON

Points-Allowed: 731-575

Regular Season: 19-10

Home: 431-290

Home: 13-3

Away: 300-285

Away: 6-7

Colts Longest Series Streaks: **Won 9, Lost 3**

DATE	RECORDS		RESULTS	DATE	RECORDS		RESULTS	DATE	RECORDS		RESULTS
	COLTS	OP			COLTS	OP			COLTS	OP	
10/25/53	2-2	2-1-1	27-17 W	12/1/63	5-6	3-8	36-20 W	10/7/84	2-13	3-2	7-35 L
10/31/54	1-4	0-5	21-24 L	12/13/64	11-2	6-7	45-17 W	12/22/90	6-8	9-5	35-28 W
10/23/55	3-1	2-2	13-14 L	10/17/65	3-1	0-4	38-7 W	11/7/93	3-4	1-6	24-30 L
12/23/56	4-7	6-5	19-17 W	11/6/66	5-2	5-3	37-10 W	10/23/94	3-4	1-6	27-41 L
11/10/57	3-3	2-4	21-17 W	10/29/67	4-0-2	2-2-2	17-13 W	10/27/96	5-2	6-1	16-31 L
10/26/58	4-0	2-2	35-10 W	11/2/69	3-3	4-1-1	41-17 W	12/19/99	11-2	8-5	24-21 W
11/8/59	4-2	2-4	24-27 L	11/18/73	2-7	6-3	14-22 L	10/27/02	4-2	2-4	21-26 L
9/25/60	0-0	0-0	20-0 W	11/7/77	6-1	4-3	10-3 W	10/22/06	5-0	2-4	36-22 W
11/26/61	5-5	0-9-1	27-6 W	11/6/78	3-6	7-2	21-17 W	10/17/10	3-2	3-2	27-24 W
12/8/62	5-7	5-5-2	34-21 W	12/13/81	1-13	6-8	14-38 L				

STADIUMS: Memorial 10-1 Hoosier/RCA 3-2 Griffith 1-2 D.C./RFK 4-4 FedEx 1-1

TOTAL:

Memorial Stadium

Hoosier/RCA Dome

Lucas Oil Stadium

HOME WON-LOSS-TIED

Opposing Sites

Neutral Fields

WON-LOSS-TIED**RECORDS**

122-91-5

111-88-0

37-15-0

270-194-5

223-246-2

2-2-0

495-442-7**POINTS (COLTS-OPPONENTS)**

5,071-4,347

4,445-4,057

1,245-1,036

10,761-9,440

9,449-10,409

69-77

20,210-19,849

*Neutral Fields (Four Super Bowls in Orange Bowl/Dolphin/Sun Life Stadium)



COLTS IN THE COMMUNITY



COLTS IN THE COMMUNITY

SHARING THE HEART BEHIND THE HORSESHOE

The Indianapolis Colts take great pride in playing an active role in the community and are committed to corporate citizenship throughout Indiana.

Leading by example, we hope to encourage and inspire our fellow Hoosiers to participate in the practice of giving back.

Our goal is to create lasting philanthropic partnerships and to maximize those relationships for the betterment of our community, thus, building a legacy of goodwill as we share the heart behind the horseshoe.

Here are just a few upcoming events this year that fans can get involved in:

- | | |
|-----------------------|---|
| Saturday, August 16 | Claire's Comfort for Coburn's Kids Collection |
| Saturday, August 23 | Fill the Boot Collection |
| Friday, September 12 | The BIG Kickoff with United Way |
| Monday, September 15 | School Supply Collection |
| Sunday, September 28 | Books for Youth Collection |
| Friday, October 3 | Pinking of the Canal |
| Sunday, October 5 | Coats for Kids Collection |
| Sunday, October 19 | Cellphone Collection |
| Sunday, November 23 | SACKing Hunger Food Drive |
| Saturday, December 13 | Bleed Blue Blood Drive and Health Fair |
| Sunday, December 14 | WISHTree Toy Drive |



Education and Literacy

Throughout the year the Colts empower young people with the gift of knowledge by providing books and tutoring for students who otherwise may not be able to afford those resources.

Books for Youth has collected more than 850,000 books to fill backpacks for foster children.

Colts Day in Schools provides more than 2,000 free books for students with a special reading appearance from Colts players.

The Indianapolis Colts Women's Organization supports School on Wheels by providing tutoring for low-income students.



ADMINISTRATION

COACHING STAFF

FOOTBALL OPERATIONS

BUSINESS OPERATIONS

PLAYERS

2013 SEASON IN REVIEW

COLTS HISTORY

RECORDS

COLTS IN THE COMMUNITY



COLTS IN THE COMMUNITY

SHARING THE HEART BEHIND THE HORSESHOE



PLAY 60

The Colts are dedicated to decreasing the childhood obesity epidemic in Indiana through our community outreach efforts. Sixty minutes. Every day. That's the simple message of the NFL Play 60 platform that the Colts share with local youth while providing the resources they need to live active, healthy lives.

- **Fuel Up to PLAY 60** teaches youth the value of eating healthy to stay fit.
- More than 25,000 youth across the state participate in our **Youth Football** camps, clinics, combines and grant programs which promote health, fitness and sports at all ages.
- **Hispanic Heritage Month Clinic** provides a free football clinic for Hispanic youth.
- The Colts annual **Hometown Huddle** establishes safe, renovated fitness rooms at local community centers.
- **Project Playground** engages the entire Indiana community to build a Colts-themed neighborhood playground each year.
- **The Colts PLAY 60 Zone** is a traveling fitness area designed to promote the PLAY 60 message and provide fun activities for youth throughout Central Indiana and at local community events.



ADMINISTRATION

COACHING
STAFFFOOTBALL
OPERATIONSBUSINESS
OPERATIONS

PLAYERS

2013 SEASON
IN REVIEWCOLTS
HISTORY

RECORDS

COLTS IN THE
COMMUNITY



COLTS IN THE COMMUNITY

SHARING THE HEART BEHIND THE HORSESHOE

ADMINISTRATION

COACHING
STAFF

FOOTBALL
OPERATIONS

BUSINESS
OPERATIONS

PLAYERS

2013 SEASON
IN REVIEW

COLTS
HISTORY

RECORDS

COLTS IN THE
COMMUNITY



Volunteerism

The Colts Community Tuesday program connects players with the opportunity to serve the community every Tuesday, using their only day off from practice. We also recognize our fans throughout the year who give their time and talent to make a difference in communities across Indiana.

- **Anthem Angels** recognizes individuals who have gone above the call of duty in their community.
- **Community Quarterback Award** honors season ticket holders who have shown a commitment to volunteerism.
- **Huntington Heroes** gives youth from a local community center a VIP experience at training camp.
- **National Philanthropy Day** celebrates the spirit of philanthropy through a day of service with youth.
- **Student All-Star Grants** offers grants for youth to complete a service project in their community.

2013 Player Awards

Antoine Bethea earned the Colts Man of the Year honor in 2013. The award is given annually to a player who exemplifies a legacy of excellence on and off the field and who shows service to team, community and country. The Colts Man of Year award is given in honor of the late Chicago Bears running back Walter Payton.

As the Colts recipient of the Ed Block Courage Award in 2013, defensive end Cory Redding was chosen by his teammates as the player who most exemplified principles of sportsmanship, professionalism, strength and courage during the season.





COLTS IN THE COMMUNITY

SHARING THE HEART BEHIND THE HORSESHOE



Holiday Outreach

The holiday season is a great time for giving and spreading joy. During the months of November and December, the Colts reach out to the community through various programs that ensure families receive gifts for the holidays. From hunger relief to providing toys to children in need and giving the gift of life through the blood drive, the Colts strive to spread good spirits to all.

Each year, the Colts partner with the Indiana Blood Center to present the largest blood drive in Indiana - the **Bleed Blue Blood Drive and Health Fair**.

Prior to each Colts home game, **Gameday Collections** gather donations for charities from fans and visitors.

Through the annual **Holiday Caroling** event, Colts players and staff help spread cheer to hospitalized children within the community.

Horseshoe Helpings provides Thanksgiving meals to more than 3,000 low-income families.

Through **Shop with a Colt**, the team joins Meijer to give underserved youth a special shopping spree with players and staff.



ADMINISTRATION
COACHING STAFF
FOOTBALL OPERATIONS
BUSINESS OPERATIONS

PLAYERS
2013 SEASON IN REVIEW
COLTS HISTORY

RECORDS
COLTS IN THE COMMUNITY



COLTS IN THE COMMUNITY

SHARING THE HEART BEHIND THE HORSESHOE

Breast Cancer Awareness

Throughout the month of October, the Indianapolis Colts support breast cancer awareness by joining forces with the NFL's "A Crucial Catch" campaign. These initiatives recognize survivors of this disease while also raising awareness.

- The Colts host an annual **Pinking of the Canal** event that includes live music, pink posters, Colts cheerleaders, lunch and the dyeing of the canal in downtown Indianapolis.
- One home game in October will be dedicated to breast cancer awareness in the annual **A "Crucial Catch" Game** that incorporates many pink elements.
- Fans can nominate a current breast cancer victim for their chance to win a day to **"Pamper Her Pink"** courtesy of the Colts.



ADMINISTRATION

COACHING
STAFF

FOOTBALL
OPERATIONS

BUSINESS
OPERATIONS

PLAYERS

2013 SEASON
IN REVIEW

COLTS
HISTORY

RECORDS

COLTS IN THE
COMMUNITY



COLTS IN THE COMMUNITY

SHARING THE HEART BEHIND THE HORSESHOE



Military Outreach

During the month of November, the Indianapolis Colts join with the National Football League's "Salute to Service" initiative to recognize and honor the notable military service to our country. Through Military Appreciation Month, families of servicemen and women are acknowledged for their sacrifices in various ways.

November marks the month the Colts join the NFL in recognizing Military Appreciation by hosting the American Red Cross **Holiday Mail for Our Heroes program**.

The Colts honor U.S. servicemen and women throughout the year with ticket donations and care packages.

The Colts Community Spokesperson and Iraq War Veteran, **Josh Bleill**, travels the country throughout the year to share his story of faith and courage.



ADMINISTRATION

COACHING
STAFFFOOTBALL
OPERATIONSBUSINESS
OPERATIONS

PLAYERS

2013 SEASON
IN REVIEWCOLTS
HISTORY

RECORDS

COLTS IN THE
COMMUNITY



BLUE: THE OFFICIAL MASCOT OF THE INDIANAPOLIS COLTS

Blue, the official mascot of the Indianapolis Colts, is now in his ninth season providing game day entertainment, skits and sideline antics for Colts fans.

When he's not at Lucas Oil Stadium, Blue is busy traveling the entire state of Indiana bringing joy to all Colts fans. With 300 appearances last year, it's hard to miss him in your community. For the 2013-14 school year, Blue performed 150 school shows and visited 58,000 students.

This past year, Blue was excited to announce that he would be taking on Multiple Sclerosis as his personal charity. With the help of Toyota and several generous individuals, he was able to raise \$5,000. Blue is already thinking of new ways to raise more money this year.

You can book Blue for your next event by calling 317-808-5264 or by visiting www.colts.com/blue

Follow Blue on twitter @bluecoltsmascot



COLTS IN MOTION

Colts In Motion is the official traveling museum of the Indianapolis Colts. Colts In Motion travels throughout Indiana making more than 170 appearances each year. To request this free attraction for your next event, visit: www.colts.com/cim.

Colts In Motion Features:

- Six interactive televisions.
- Connect with Colts social media.
- Feel the difference between Astro Turf and Field Turf.
- Up-close view of the Nike equipment worn on game days.
- Lucas Oil Stadium and Indiana Farm Bureau Football Center facts and photos.
- Colts Cheerleader uniform display.
- Colts, NFL and Super Bowl fun facts and trivia.
- Learn what the Colts are doing in the community.
- Size up your grip against the handprints of Andrew Luck and Reggie Wayne.
- See game worn gear from some of the Colts most memorable moments.
- Test your arm at the QB Challenge Inflatable.
- And more features.



ADMINISTRATION

COACHING STAFF

FOOTBALL OPERATIONS

BUSINESS OPERATIONS

PLAYERS

2013 SEASON IN REVIEW

COLTS HISTORY

RECORDS

COLTS IN THE COMMUNITY



THE 2014 INDIANAPOLIS COLTS CHEERLEADERS

The Indianapolis Colts Cheerleaders are entering their 31st season with the organization. The Colts Cheerleaders continue to serve as ambassadors for the organization year-round. Preparations for auditions begin with workshops in late February and continue through the final round of auditions in April. Hundreds of women auditioned for 28 spots on the 2014 team. This meant intense competition throughout the audition process, which included fitness testing, a football test, technique scores, and a personal interview. This process was put in place to continue to build on the strong foundation of squads in Colts Cheer history.



Besides performing for more than 63,000 fans in Lucas Oil Stadium at every home game, these women serve the community in numerous ways. The Indianapolis Colts Cheerleaders attend events all over Indiana and travel to military bases around the world. In 2013, several of the ladies had the distinct honor of spending a week in Djibouti, Africa entertaining our servicemen and women.

The Colts Cheerleaders also commit themselves to being positive role models for little girls and young women alike. The Colts Junior Cheer Program consists of girls ages 6-14. The Junior Cheerleaders are instructed on basic fundamentals of dance, discuss confidence, responsibility, positive self-esteem, and teamwork, and have to opportunity to perform at various charitable events and on select game days at Lucas Oil Stadium. Each year the Junior Cheerleaders take part in making holiday cards for military troops, the SACKing Hunger Canned Food Drive, and the WISHTree Toy Drive. In addition to the Junior Cheer Program, the Colts Cheerleaders had the amazing opportunity to work with Down Syndrome Indiana and Fierce Allstar Angels, teams serving the down syndrome and special needs community through dance.



The Indianapolis Colts Cheerleading program offers women the opportunity to network with friends while continuing their passion for dance and performing. The sacredness of being a professional cheerleader allows them to form deep and long lasting bonds. In addition, the program offers the chance to serve in numerous capacities across the state, travel outside the country through military tours and calendar photo shoots, and grow in their personal lives. These ladies are both cheerleaders for the Indianapolis Colts and the Indianapolis community. They are the "Sweethearts of the Horseshoe."



ADMINISTRATION

COACHING
STAFFFOOTBALL
OPERATIONSBUSINESS
OPERATIONS

PLAYERS

2013 SEASON
IN REVIEWCOLTS
HISTORY

RECORDS

COLTS IN THE
COMMUNITY



INDIANAPOLIS COLTS RADIO NETWORK

For the 28th season, Colts fans will have the chance to listen to games from legendary play-by-play voice **Bob Lamey**. Joining Lamey in the booth for his second season is former Indianapolis quarterback **Jim Sorgi** who spent six seasons in a Colts uniform. Also in his second season on the sideline is **Matt Taylor** who is the game day producer and manager of radio production and the network for the club. The broadcast team of Lamey, Sorgi and Taylor will be featured on flagship stations WFNI (1070 The Fan), WLHK (97.1 HANK FM) and over 45 stations on the Vectren Radio Network.



Lamey's association with the Colts began during the team's inaugural season in 1984. He was broadcasting games until 1991 and then resumed his duties in 1995. Lamey is well known in the region as the former play-by-play voice of the Indianapolis Racers (1974-1977) and the Indiana Pacers (1977-1984). He was inducted into the Indiana Sports Broadcasters and Writers Hall of Fame in 2008.

"It's always a pleasure to broadcast Colts games to the greatest fans in the NFL," said Lamey. "I always reflect on two of my biggest thrills during my tenure with this team. The first was the AFC Championship Game victory over the Patriots leading to Super Bowl XLII. The second is the Monday celebration following the Super Bowl win. Every seat was taken in the RCA Dome and I've never heard a sports venue as loud as that was even hours before the team arrived."


Sorgi was drafted by the Colts in 2004 out of Wisconsin and spent six years in Indianapolis. He was a member of two AFC Championship squads in 2006 and 2009. Sorgi also spent one season in New York as a member of the Giants.

The nine-hour gameday broadcast includes a pregame show that features a segment with Colts Head Coach Chuck Pagano, player interviews and a preview of the upcoming contest. A postgame show follows the conclusion of the game with sound from Pagano and key players and a call-in show with fans.


For more information on the Colts Radio Network, visit: www.Colts.com



Bob Lamey



Jim Sorgi



Matt Taylor

INDIANAPOLIS COLTS RADIO AFFILIATES

Station	Frequency	City	Station	Frequency	City	Station	Frequency	City	
WASK	98.7 FM	LAFAYETTE	WNDA	1570 AM	NEW ALBANY	WPGW	1440 AM	PORTLAND	
WBIW	1340 AM	BEDFORD	WLRS	1600 AM	EMINENCE, KY	WREB	94.3 FM	GREENCASTLE	
WBRT	1320 AM	BARDSTOWN, KY	WOWO	1190 FM	FT. WAYNE	WZDM	92.1 FM	VINCENNES	
WDAN	1490 AM	DANVILLE, IL	WROI	92.1 FM	ROCHESTER	WWBL	106.5 FM	WASHINGTON	
WIOU	1350 AM	KOKOMO	WLEG	107.7 FM	WARSAW	WYFX	106.7 FM	MT VERNON	
WFEF	95.9 FM	MICHIGAN CITY	WRZQ	107.3 FM	COLUMBUS	WAXL	103.3 FM	SANTA CLAUS	
WFNI	1070 AM	INDIANAPOLIS	WSMM	102.3 FM	NEW CARLISLE/ SOUTH BEND	WRZR	94.5 FM	LOGOOTEETEE	
WULT	105.3 FM	EVANSVILLE				WORX	96.7 FM	MADISON	
WGBF	1280 AM	EVANSVILLE	WZOW	97.7 FM	GOSHEN	WMXQ	93.5 FM	ALEXANDRIA	
WGCL	1370 AM	BLOOMINGTON	WTCJ	1230 AM	TELL CITY	WXFN	102.9 FM	MUNCIE	
WIBN	98.1 FM	OXFORD						1340 AM	MUNCIE
WIMC	103.9 FM	CRAWFORDSVILLE	WVLN	740 AM	OLNEY, IL	WCRA	1090 AM	EFFINGHAM, IL	
WJCP	1460 AM	NORTH VERNON	WWVR	105.5 FM	TERRE HAUTE		100.5 FM	EFFINGHAM, IL	
WJOT	105.9 FM	WABASH	WYNG	94.9 FM	MT CARMEL, IL		99.5 FM	EFFINGHAM, IL	
WQLK	96.1 FM	RICHMOND	WMRS	107.7 FM	MONTICELLO	WLTJ	1550 AM	NEW CASTLE	
WLHK	97.1 FM	INDIANAPOLIS	WHBE	680 AM	LOUISVILLE, KY	WFNI	107.5 FM	INDIANAPOLIS - FLAGSHIP	
WMRI	860 AM	MARION	WHBE	105.7 FM	EMINENCE, KY				
WSLM	97.9 FM	SALEM	WZBD	92.7 FM	BERNE				



NFL PRESEASON SCHEDULE

HALL OF FAME WEEKEND

SUNDAY, AUGUST 3	TIME (ET)
BUFFALO AT N.Y. GIANTS	8:00 PM

FIRST WEEK

THURSDAY, AUGUST 7	TIME (ET)
INDIANAPOLIS AT N.Y. JETS	7:00 PM
NEW ENGLAND AT WASHINGTON	7:30 PM
SAN FRANCISCO AT BALTIMORE	7:30 PM
CINCINNATI AT KANSAS CITY	8:00 PM
SEATTLE AT DENVER	9:00 PM
DALLAS AT SAN DIEGO	10:00 PM

FRIDAY, AUGUST 8

TIME (ET)	
MIAMI AT ATLANTA	7:00 PM
BUFFALO AT CAROLINA	7:30 PM
TAMPA BAY AT JACKSONVILLE	7:30 PM
PHILADELPHIA AT CHICAGO	8:00 PM
NEW ORLEANS AT ST. LOUIS	8:00 PM
OAKLAND AT MINNESOTA	8:00 PM

SATURDAY, AUGUST 9

TIME (ET)	
CLEVELAND AT DETROIT	7:30 PM
PITTSBURGH AT N.Y. GIANTS	7:30 PM
GREEN BAY AT TENNESSEE	8:00 PM
HOUSTON AT ARIZONA	8:30 PM

SECOND WEEK

THURSDAY, AUGUST 14	TIME (ET)
JACKSONVILLE AT CHICAGO	8:00 PM

FRIDAY, AUGUST 15

TIME (ET)	
PHILADELPHIA AT NEW ENGLAND	7:30 PM
TENNESSEE AT NEW ORLEANS	8:00 PM
DETROIT AT OAKLAND	10:00 PM
SAN DIEGO AT SEATTLE	10:00 PM

SATURDAY, AUGUST 16

TIME (ET)	
GREEN BAY AT ST. LOUIS	4:00 PM
N.Y. JETS AT CINCINNATI	7:00 PM
BALTIMORE AT DALLAS	7:00 PM
N.Y. GIANTS AT INDIANAPOLIS	7:00 PM
BUFFALO AT PITTSBURGH	7:30 PM
MIAMI AT TAMPA BAY	7:30 PM
ATLANTA AT HOUSTON	8:00 PM
ARIZONA AT MINNESOTA	8:30 PM

SUNDAY, AUGUST 17

TIME (ET)	
DENVER AT SAN FRANCISCO	4:00 PM
KANSAS CITY AT CAROLINA	8:00 PM

MONDAY, AUGUST 18

TIME (ET)	
CLEVELAND AT WASHINGTON	8:00 PM

THIRD WEEK

THURSDAY, AUGUST 21	TIME (ET)
PITTSBURGH AT PHILADELPHIA	7:30 PM

FRIDAY, AUGUST 22

TIME (ET)	
JACKSONVILLE AT DETROIT	7:30 PM
CAROLINA AT NEW ENGLAND	7:30 PM
N.Y. GIANTS AT N.Y. JETS	7:30 PM
OAKLAND AT GREEN BAY	8:00 PM
CHICAGO AT SEATTLE	10:00 PM

SATURDAY, AUGUST 23

TIME (ET)	
TAMPA BAY AT BUFFALO	4:30 PM
TENNESSEE AT ATLANTA	7:00 PM
DALLAS AT MIAMI	7:00 PM
WASHINGTON AT BALTIMORE	7:30 PM
ST. LOUIS AT CLEVELAND	8:00 PM
NEW ORLEANS AT INDIANAPOLIS	8:00 PM
MINNESOTA AT KANSAS CITY	8:00 PM
HOUSTON AT DENVER	9:00 PM

SUNDAY, AUGUST 24

TIME (ET)	
SAN DIEGO AT SAN FRANCISCO	4:00 PM
CINCINNATI AT ARIZONA	8:00 PM

FOURTH WEEK

THURSDAY, AUGUST 28

TIME (ET)	
ATLANTA AT JACKSONVILLE	6:00 PM
DETROIT AT BUFFALO	7:00 PM
INDIANAPOLIS AT CINCINNATI	7:00 PM
KANSAS CITY AT GREEN BAY	7:00 PM
ST. LOUIS AT MIAMI	7:00 PM
N.Y. JETS AT PHILADELPHIA	7:00 PM
NEW ENGLAND AT N.Y. GIANTS	7:30 PM
CAROLINA AT PITTSBURGH	7:30 PM
WASHINGTON AT TAMPA BAY	7:30 PM
CHICAGO AT CLEVELAND	8:00 PM
DENVER AT DALLAS	8:00 PM
MINNESOTA AT TENNESSEE	8:00 PM
BALTIMORE AT NEW ORLEANS	8:00 PM
SAN FRANCISCO AT HOUSTON	8:00 PM
SEATTLE AT OAKLAND	10:00 PM
ARIZONA AT SAN DIEGO	10:00 PM



2014 NFL SCHEDULE

(ALL TIMES EASTERN)

WEEK 1

THURSDAY, SEPTEMBER 4	TIME
GREEN BAY AT SEATTLE	8:30 PM

SUNDAY, SEPTEMBER 7

TIME	
NEW ORLEANS AT ATLANTA	1:00 PM
CINCINNATI AT BALTIMORE	1:00 PM
BUFFALO AT CHICAGO	1:00 PM
WASHINGTON AT HOUSTON	1:00 PM
TENNESSEE AT KANSAS CITY	1:00 PM
NEW ENGLAND AT MIAMI	1:00 PM
OAKLAND AT N.Y. JETS	1:00 PM
JACKSONVILLE AT PHILADELPHIA	1:00 PM
CLEVELAND AT PITTSBURGH	1:00 PM
MINNESOTA AT ST. LOUIS	1:00 PM
SAN FRANCISCO AT DALLAS	4:25 PM
CAROLINA AT TAMPA BAY	4:25 PM

INDIANAPOLIS AT DENVER 8:30 PM**MONDAY, SEPTEMBER 8**

TIME	
N.Y. GIANTS AT DETROIT	7:10 PM
SAN DIEGO AT ARIZONA	10:20 PM

WEEK 2

THURSDAY, SEPTEMBER 11	TIME
PITTSBURGH AT BALTIMORE	8:25 PM

SUNDAY, SEPTEMBER 14

TIME	
MIAMI AT BUFFALO	1:00 PM
DETROIT AT CAROLINA	1:00 PM
ATLANTA AT CINCINNATI	1:00 PM
NEW ORLEANS AT CLEVELAND	1:00 PM
NEW ENGLAND AT MINNESOTA	1:00 PM
ARIZONA AT N.Y. GIANTS	1:00 PM
DALLAS AT TENNESSEE	1:00 PM
JACKSONVILLE AT WASHINGTON	1:00 PM
SEATTLE AT SAN DIEGO	4:05 PM
ST. LOUIS AT TAMPA BAY	4:05 PM
KANSAS CITY AT DENVER	4:25 PM
N.Y. JETS AT GREEN BAY	4:25 PM
HOUSTON AT OAKLAND	4:25 PM
CHICAGO AT SAN FRANCISCO	8:30 PM

MONDAY, SEPTEMBER 15

TIME	
PHILADELPHIA AT INDIANAPOLIS	8:30 PM

WEEK 3

THURSDAY, SEPTEMBER 18	TIME
TAMPA BAY AT ATLANTA	8:25 PM

SUNDAY, SEPTEMBER 21

TIME	
SAN DIEGO AT BUFFALO	1:00 PM
TENNESSEE AT CINCINNATI	1:00 PM
BALTIMORE AT CLEVELAND	1:00 PM
GREEN BAY AT DETROIT	1:00 PM
INDIANAPOLIS AT JACKSONVILLE	1:00 PM
OAKLAND AT NEW ENGLAND	1:00 PM
MINNESOTA AT NEW ORLEANS	1:00 PM
HOUSTON AT N.Y. GIANTS	1:00 PM
WASHINGTON AT PHILADELPHIA	1:00 PM
DALLAS AT ST. LOUIS	1:00 PM
SAN FRANCISCO AT ARIZONA	4:05 PM
KANSAS CITY AT MIAMI	4:25 PM
DENVER AT SEATTLE	4:25 PM
PITTSBURGH AT CAROLINA	8:30 PM

MONDAY, SEPTEMBER 22

TIME	
CHICAGO AT N.Y. JETS	8:30 PM

WEEK 4

(BYES: ARIZONA, CINCINNATI, CLEVELAND, DENVER, SEATTLE, ST. LOUIS)

THURSDAY, SEPTEMBER 25

TIME	
TAMPA BAY AT ATLANTA	8:25 PM

SUNDAY, SEPTEMBER 28

TIME	
CAROLINA AT BALTIMORE	1:00 PM
GREEN BAY AT CHICAGO	1:00 PM
BUFFALO AT HOUSTON	1:00 PM
TENNESSEE AT INDIANAPOLIS	1:00 PM
DETROIT AT N.Y. JETS	1:00 PM
MIAMI AT OAKLAND (LONDON)	1:00 PM
TAMPA BAY AT PITTSBURGH	1:00 PM
JACKSONVILLE AT SAN DIEGO	4:05 PM
ATLANTA AT MINNESOTA	4:25 PM
PHILADELPHIA AT SAN FRANCISCO	4:25 PM
NEW ORLEANS AT DALLAS	8:30 PM

MONDAY, SEPTEMBER 29

TIME	
NEW ENGLAND AT KANSAS CITY	8:30 PM

WEEK 5

(BYES: MIAMI, OAKLAND)

THURSDAY, OCTOBER 2

TIME	
MINNESOTA AT GREEN BAY	8:25 PM

SUNDAY, OCTOBER 5

TIME	
CHICAGO AT CAROLINA	1:00 PM
HOUSTON AT DALLAS	1:00 PM
BUFFALO AT DETROIT	1:00 PM
BALTIMORE AT INDIANAPOLIS	1:00 PM
PITTSBURGH AT JACKSONVILLE	1:00 PM



SUNDAY, OCTOBER 5 (con't)	TIME
TAMPA BAY AT NEW ORLEANS	1:00 PM
ATLANTA AT N.Y. GIANTS	1:00 PM
ST. LOUIS AT PHILADELPHIA	1:00 PM
CLEVELAND AT TENNESSEE	1:00 PM
ARIZONA AT DENVER	4:05 PM
N.Y. JETS AT SAN DIEGO	4:25 PM
KANSAS CITY AT SAN FRANCISCO	4:25 PM
CINCINNATI AT NEW ENGLAND	8:30 PM

MONDAY, OCTOBER 6	TIME
SEATTLE AT WASHINGTON	8:30 PM

WEEK 6

(BYES: KANSAS CITY, NEW ORLEANS)

THURSDAY, OCTOBER 9	TIME
INDIANAPOLIS AT HOUSTON	8:25 PM

SUNDAY, OCTOBER 12	TIME
CHICAGO AT ATLANTA	1:00 PM
NEW ENGLAND AT BUFFALO	1:00 PM
CAROLINA AT CINCINNATI	1:00 PM
PITTSBURGH AT CLEVELAND	1:00 PM
GREEN BAY AT MIAMI	1:00 PM
DETROIT AT MINNESOTA	1:00 PM
DENVER AT N.Y. JETS	1:00 PM
BALTIMORE AT TAMPA BAY	1:00 PM
JACKSONVILLE AT TENNESSEE	1:00 PM
SAN DIEGO AT OAKLAND	4:05 PM
WASHINGTON AT ARIZONA	4:25 PM
DALLAS AT SEATTLE	4:25 PM
N.Y. GIANTS AT PHILADELPHIA	8:30 PM

MONDAY, OCTOBER 13	TIME
SAN FRANCISCO AT ST. LOUIS	8:30 PM

WEEK 7

(BYES: PHILADELPHIA, TAMPA BAY)

THURSDAY, OCTOBER 16	TIME
N.Y. JETS AT NEW ENGLAND	8:25 PM

SUNDAY, OCTOBER 19	TIME
ATLANTA AT BALTIMORE	1:00 PM
MINNESOTA AT BUFFALO	1:00 PM
MIAMI AT CHICAGO	1:00 PM
NEW ORLEANS AT DETROIT	1:00 PM
CAROLINA AT GREEN BAY	1:00 PM
CINCINNATI AT INDIANAPOLIS	1:00 PM
CLEVELAND AT JACKSONVILLE	1:00 PM
SEATTLE AT ST. LOUIS	1:00 PM
TENNESSEE AT WASHINGTON	1:00 PM
KANSAS CITY AT SAN DIEGO	4:05 PM
N.Y. GIANTS AT DALLAS	4:25 PM
ARIZONA AT OAKLAND	4:25 PM
SAN FRANCISCO AT DENVER	8:30 PM

MONDAY, OCTOBER 20	TIME
HOUSTON AT PITTSBURGH	8:30 PM

WEEK 8

(BYES: N.Y. GIANTS, SAN FRANCISCO)

THURSDAY, OCTOBER 23	TIME
SAN DIEGO AT DENVER	8:25 PM

SUNDAY, OCTOBER 26	TIME
DETROIT AT ATLANTA (LONDON)	9:30 AM
SEATTLE AT CAROLINA	1:00 PM
BALTIMORE AT CINCINNATI	1:00 PM
MIAMI AT JACKSONVILLE	1:00 PM
ST. LOUIS AT KANSAS CITY	1:00 PM
CHICAGO AT NEW ENGLAND	1:00 PM
BUFFALO AT N.Y. JETS	1:00 PM
MINNESOTA AT TAMPA BAY	1:00 PM
HOUSTON AT TENNESSEE	1:00 PM
PHILADELPHIA AT ARIZONA	4:05 PM
OAKLAND AT CLEVELAND	4:25 PM
INDIANAPOLIS AT PITTSBURGH	4:25 PM
GREEN BAY AT NEW ORLEANS	8:30 PM

MONDAY, OCTOBER 27	TIME
WASHINGTON AT DALLAS	8:30 PM

WEEK 9

(BYES: ATLANTA, BUFFALO, CHICAGO, DETROIT, GREEN BAY, TENNESSEE)

THURSDAY, OCTOBER 30	TIME
NEW ORLEANS AT CAROLINA	8:25 PM

SUNDAY, NOVEMBER 2	TIME
JACKSONVILLE AT CINCINNATI	1:00 PM
TAMPA BAY AT CLEVELAND	1:00 PM
ARIZONA AT DALLAS	1:00 PM
PHILADELPHIA AT HOUSTON	1:00 PM
N.Y. JETS AT KANSAS CITY	1:00 PM
SAN DIEGO AT MIAMI	1:00 PM
WASHINGTON AT MINNESOTA	1:00 PM
ST. LOUIS AT SAN FRANCISCO	4:05 PM
DENVER AT NEW ENGLAND	4:25 PM
OAKLAND AT SEATTLE	4:25 PM
BALTIMORE AT PITTSBURGH	8:30 PM

MONDAY, NOVEMBER 3	TIME
INDIANAPOLIS AT N.Y. GIANTS	8:30 PM

WEEK 10

(BYES: INDIANAPOLIS, MINNESOTA, NEW ENGLAND, SAN DIEGO, WASHINGTON)

THURSDAY, NOVEMBER 6	TIME
CLEVELAND AT CINCINNATI	8:25 PM



SUNDAY, NOVEMBER 9	TIME
TENNESSEE AT BALTIMORE	1:00 PM
KANSAS CITY AT BUFFALO	1:00 PM
MIAMI AT DETROIT	1:00 PM
DALLAS AT JACKSONVILLE (LONDON)	1:00 PM
SAN FRANCISCO AT NEW ORLEANS	1:00 PM
PITTSBURGH AT N.Y. JETS	1:00 PM
ATLANTA AT TAMPA BAY	1:00 PM
DENVER AT OAKLAND	4:05 PM
ST. LOUIS AT ARIZONA	4:25 PM
N.Y. GIANTS AT SEATTLE	4:25 PM
CHICAGO AT GREEN BAY	8:30 PM

MONDAY, NOVEMBER 10	TIME
CAROLINA AT PHILADELPHIA	8:30 PM

WEEK 11

(BYES: BALTIMORE, DALLAS, JACKSONVILLE, N.Y. JETS)

THURSDAY, NOVEMBER 13	TIME
BUFFALO AT MIAMI	8:25 PM

SUNDAY, NOVEMBER 16	TIME
ATLANTA AT CAROLINA	1:00 PM
MINNESOTA AT CHICAGO	1:00 PM
HOUSTON AT CLEVELAND	1:00 PM
PHILADELPHIA AT GREEN BAY	1:00 PM
SEATTLE AT KANSAS CITY	1:00 PM
CINCINNATI AT NEW ORLEANS	1:00 PM
SAN FRANCISCO AT N.Y. GIANTS	1:00 PM
DENVER AT ST. LOUIS	1:00 PM
TAMPA BAY AT WASHINGTON	1:00 PM
OAKLAND AT SAN DIEGO	4:05 PM
DETROIT AT ARIZONA	4:25 PM
NEW ENGLAND AT INDIANAPOLIS	8:30 PM

MONDAY, NOVEMBER 17	TIME
PITTSBURGH AT TENNESSEE	8:30 PM

WEEK 12

(BYES: CAROLINA, PITTSBURGH)

THURSDAY, NOVEMBER 20	TIME
KANSAS CITY AT OAKLAND	8:25 PM

SUNDAY, NOVEMBER 23	TIME
CLEVELAND AT ATLANTA	1:00 PM
N.Y. JETS AT BUFFALO	1:00 PM
TAMPA BAY AT CHICAGO	1:00 PM
CINCINNATI AT HOUSTON	1:00 PM
JACKSONVILLE AT INDIANAPOLIS	1:00 PM
GREEN BAY AT MINNESOTA	1:00 PM
DETROIT AT NEW ENGLAND	1:00 PM
TENNESSEE AT PHILADELPHIA	1:00 PM
ST. LOUIS AT SAN DIEGO	4:05 PM
ARIZONA AT SEATTLE	4:05 PM
MIAMI AT DENVER	4:25 PM
WASHINGTON AT SAN FRANCISCO	4:25 PM
DALLAS AT N.Y. GIANTS	8:30 PM

MONDAY, NOVEMBER 24	TIME
BALTIMORE AT NEW ORLEANS	8:30 PM

WEEK 13

THURSDAY, NOVEMBER 27	TIME
CHICAGO AT DETROIT	12:30 PM
PHILADELPHIA AT DALLAS	4:30 PM
SEATTLE AT SAN FRANCISCO	8:30 PM

SUNDAY, NOVEMBER 30	TIME
SAN DIEGO AT BALTIMORE	1:00 PM
CLEVELAND AT BUFFALO	1:00 PM
TENNESSEE AT HOUSTON	1:00 PM

WASHINGTON AT INDIANAPOLIS	1:00 PM
N.Y. GIANTS AT JACKSONVILLE	1:00 PM
CAROLINA AT MINNESOTA	1:00 PM
NEW ORLEANS AT PITTSBURGH	1:00 PM
OAKLAND AT ST. LOUIS	1:00 PM
CINCINNATI AT TAMPA BAY	1:00 PM
ARIZONA AT ATLANTA	4:05 PM
NEW ENGLAND AT GREEN BAY	4:25 PM
DENVER AT KANSAS CITY	8:30 PM

MONDAY, DECEMBER 1	TIME
MIAMI AT N.Y. JETS	8:30 PM

WEEK 14

THURSDAY, DECEMBER 4	TIME
DALLAS AT CHICAGO	8:25 PM

SUNDAY, DECEMBER 7	TIME
PITTSBURGH AT CINCINNATI	1:00 PM
INDIANAPOLIS AT CLEVELAND	1:00 PM
TAMPA BAY AT DETROIT	1:00 PM
HOUSTON AT JACKSONVILLE	1:00 PM
BALTIMORE AT MIAMI	1:00 PM
N.Y. JETS AT MINNESOTA	1:00 PM
CAROLINA AT NEW ORLEANS	1:00 PM
N.Y. GIANTS AT TENNESSEE	1:00 PM
ST. LOUIS AT WASHINGTON	1:00 PM
KANSAS CITY AT ARIZONA	4:05 PM
BUFFALO AT DENVER	4:05 PM
SAN FRANCISCO AT OAKLAND	4:25 PM
SEATTLE AT PHILADELPHIA	4:25 PM
NEW ENGLAND AT SAN DIEGO	8:30 PM

MONDAY, DECEMBER 8	TIME
ATLANTA AT GREEN BAY	8:30 PM

WEEK 15

THURSDAY, DECEMBER 11	TIME
ARIZONA AT ST. LOUIS	8:25 PM

SUNDAY, DECEMBER 14	TIME
PITTSBURGH AT ATLANTA	1:00 PM
JACKSONVILLE AT BALTIMORE	1:00 PM



SUNDAY, DECEMBER 14 (con't)	TIME
GREEN BAY AT BUFFALO	1:00 PM
TAMPA BAY AT CAROLINA	1:00 PM
CINCINNATI AT CLEVELAND	1:00 PM
MINNESOTA AT DETROIT	1:00 PM
HOUSTON AT INDIANAPOLIS	1:00 PM
OAKLAND AT KANSAS CITY	1:00 PM
MIAMI AT NEW ENGLAND	1:00 PM
WASHINGTON AT N.Y. GIANTS	1:00 PM
DENVER AT SAN DIEGO	4:05 PM
N.Y. JETS AT TENNESSEE	4:05 PM
SAN FRANCISCO AT SEATTLE	4:25 PM
DALLAS AT PHILADELPHIA	8:30 PM

MONDAY, DECEMBER 15	TIME
NEW ORLEANS AT CHICAGO	8:30 PM

WEEK 16

THURSDAY, DECEMBER 18	TIME
TENNESSEE AT JACKSONVILLE	8:25 PM

SATURDAY, DECEMBER 20	TIME
SAN DIEGO AT SAN FRANCISCO	4:30 PM
PHILADELPHIA AT WASHINGTON	4:30 PM

SUNDAY, DECEMBER 21	TIME
CLEVELAND AT CAROLINA	1:00 PM
DETROIT AT CHICAGO	1:00 PM
BALTIMORE AT HOUSTON	1:00 PM
MINNESOTA AT MIAMI	1:00 PM
ATLANTA AT NEW ORLEANS	1:00 PM
NEW ENGLAND AT N.Y. JETS	1:00 PM
KANSAS CITY AT PITTSBURGH	1:00 PM
GREEN BAY AT TAMPA BAY	1:00 PM
N.Y. GIANTS AT ST. LOUIS	4:05 PM
INDIANAPOLIS AT DALLAS	4:25 PM
BUFFALO AT OAKLAND	4:25 PM
SEATTLE AT ARIZONA	8:30 PM

MONDAY, DECEMBER 22	TIME
DENVER AT CINCINNATI	8:30 PM

WEEK 17

SUNDAY, DECEMBER 28	TIME
CAROLINA AT ATLANTA	1:00 PM
CLEVELAND AT BALTIMORE	1:00 PM
DETROIT AT GREEN BAY	1:00 PM
JACKSONVILLE AT HOUSTON	1:00 PM
SAN DIEGO AT KANSAS CITY	1:00 PM
N.Y. JETS AT MIAMI	1:00 PM
CHICAGO AT MINNESOTA	1:00 PM
BUFFALO AT NEW ENGLAND	1:00 PM
PHILADELPHIA AT N.Y. GIANTS	1:00 PM
CINCINNATI AT PITTSBURGH	1:00 PM
NEW ORLEANS AT TAMPA BAY	1:00 PM
INDIANAPOLIS AT TENNESSEE	1:00 PM
DALLAS AT WASHINGTON	1:00 PM
OAKLAND AT DENVER	4:25 PM
ARIZONA AT SAN FRANCISCO	4:25 PM
ST. LOUIS AT SEATTLE	4:25 PM

(Sunday night game in Week 17 TBD)

*NFL flexible scheduling is in effect during weeks 5-17

POSTSEASON**Saturday, January 3 and Sunday, January 4**

AFC and NFC Wild Card Playoffs
(ESPN, NBC, CBS, and FOX)

Saturday, January 10 and Sunday, January 11

AFC and NFC Divisional Playoffs
(CBS, FOX, and NBC)

Sunday, January 18

AFC and NFC Championship Games
(CBS and FOX)

Sunday, January 25

Pro Bowl
(ESPN)

Sunday, February 1

Super Bowl XLIX in Arizona
(NBC)



GET THE POWER OF THE PROS!

Morgan Lucas
NHRA
Drag Racer



Andrew Luck
Indianapolis Colts
Quarterback



The pros know that power makes the difference between success and failure. The same holds true for your engine. If it coughs, sputters and loses power, you're not going very far. That's why the pros choose **Lucas Fuel Treatment**. It cleans injectors and carbs, neutralizes the effects of poor quality fuel and increases power and efficiency. Get **Lucas Fuel Treatment - It Works!**



LUCAS OIL

www.LucasOil.com



For Lucas Oil Stadium Apparel, visit LucasOilGear.com



BUD LIGHT

SMOOTH &
REFRESHING
12 FL. OZ. • BEER
A-B, ST. LOUIS, MO

BUD LIGHT

SMOOTH &
REFRESHING
12 FL. OZ. • BEER
A-B, ST. LOUIS, MO

ENJOY RESPONSIBLY
©2014 A-B, Bud Light® Beer, St. Louis, MO



CONDUCTING AN APPLICANTS' ZONE MEDIA GUIDANCE