

celebrate the season



indianapolis colts

2002 media guide



check us out at www.colts.com

Bank like the home team.



BANK 'TIL YOU'RE BLUE IN THE FACE!

Official Colts Check Card.



Official Colts Check.



Union Federal is the Official Bank of the Indianapolis Colts and the **ONLY** place where you can get the Official Colts Checking Package. So stop by any of Union Federal's convenient central Indiana branch locations today... and start banking where your home team banks.



Official Bank of the Indianapolis Colts.

FDIC Member

www.unionfedbank.com

2002 SEASON SCHEDULE

Date	Opponent	Time
Saturday, August 10	at Seattle Seahawks	9:00 p.m.
Saturday, August 17	CINCINNATI BENGALS	7:00 p.m.
Saturday, August 24	BUFFALO BILLS	7:00 p.m.
Friday, August 30	at New Orleans Saints	6:00 p.m.
REGULAR SEASON		
Sunday, September 8	at Jacksonville Jaguars	12:00 p.m.
Sunday, September 15	MIAMI DOLPHINS	12:00 p.m.
Sunday, September 22	at Houston Texans	12:00 p.m.
Sunday, September 29	Open Week	
Sunday, October 6	CINCINNATI BENGALS	12:00 p.m.
Sunday, October 13	BALTIMORE RAVENS	12:00 p.m.
Monday, October 21	at Pittsburgh Steelers	8:00 p.m.
Sunday, October 27	at Washington Redskins	8:30 p.m.
Sunday, November 3	TENNESSEE TITANS	1:00 p.m.
Sunday, November 10	at Philadelphia Eagles	1:00 p.m.
Sunday, November 17	DALLAS COWBOYS	1:00 p.m.
Sunday, November 24	at Denver Broncos	8:30 p.m.
Sunday, December 1	HOUSTON TEXANS	4:05 p.m.
Sunday, December 8	at Tennessee Titans	1:00 p.m.
Sunday, December 15	at Cleveland Browns	1:00 p.m.
Sunday, December 22	NEW YORK GIANTS	1:00 p.m.
Sunday, December 29	JACKSONVILLE JAGUARS	4:05 p.m.

HOME GAMES

All times local to Indianapolis

INDEX

Alumni	161-166	Records:	
Biographies:		Attendance	182-183
Administration	23-35	Individual	184-198
Assistant Coaches	12-22	Playoffs	237-244
Draft Choices	112-116	Team	199-207
Dungy, Tony	8-10	Results:	
Irsay, Jim	3-4	Preseason	245-247
Polian, Bill	5	Regular Season	248-300
Veteran Players	36-111	Review of 2001:	
Championship Games	222-236	Game Summaries	120-136
Draft History	170-176	Statistics:	
Free Agency	181	Individual	137-138, 140-141
Hall of Fame Colts	154-155	Seasonal Leaders	211-214
History of the Colts	142-152	Team	139
Honors	156-160	Rosters	117-118
Jersey Numbers	167-169	Schedule:	
League Contacts	119	Colts	1
Overtime History	152	NFL	309-311
		Series Records	301-307
		Stadium Records	308
		Trade History	177-180
		NFL Stadiums	169

The Colts' logo and the name Indianapolis Colts are trademarks of the Indianapolis Colts, Inc.

INDIANAPOLIS COLTS

PO Box 535000 • Indianapolis, IN 46253

(317) 297-2658—Switchboard • (317) 297-7000—Ticket Office

(317) 297-8971—Fax • (317) 388-0982—PR Fax

E-mail: info@colts.com • http://www.colts.com

The 2002 Media Guide was compiled by Craig Kelley, Bob Lamey, Pamela Humphrey and John Oehser and is meant to serve as an information source for the media and NFL fans. Information contained herein was compiled by current and previous Colts Public Relations staffs. Editorial assistance, Terry Musolf, John Turney, Joe Cronin, Joe Harrigan, Elias Sports Bureau. Printing by Sport Graphics. Cover design by Jennifer DeLeonardis. Layout by Becky Smoot and Jennifer DeLeonardis. Photographs by Don Larson and through the club's archives.

INDIANAPOLIS COLTS ADMINISTRATION

ADMINISTRATION

James Irsay, Owner and CEO
Bill Polian, President
Pete Ward, Senior Executive Vice President
Bob Terpening, Executive Vice President
Ray Compton, Sr. Vice President of Sales/Marketing
Bill Brooks, Executive Dir. of Administration

LEGAL

Don Luther, General Counsel

COACHING STAFF

Tony Dungy, Head Coach
Jim Caldwell, Quarterbacks
Clyde Christensen, Wide Receivers
Chris Foerster, Tight Ends
Gene Huey, Running Backs
Ron Meeks, Defensive Coordinator
Tom Moore, Offensive Coordinator
Howard Mudd, Offensive Line
Mike Murphy, Linebackers
Russ Purnell, Special Teams
Diron Reynolds, Defensive Quality Control
John Teerlinck, Defensive Line
Ricky Thomas, Offensive Quality Control
Alan Williams, Defensive Backs
Jon Torine, Strength and Conditioning
Richard Howell, Asst. Strength and Conditioning
Jackie Cook, Assistant to the Head Coach
Lucy Ann Gossett, Coaching Assistant

FOOTBALL OPERATIONS

Dom Anile, Director of Football Operations
Clyde Powers, Director of Pro Player Personnel
Chris Polian, Asst. Director of Football Operations
Steve Champlin, Director of Player Development
John Becker, Coordinator of Player Personnel
Mike Butler, Director of College Scouting
Tom Telesco, Pro Scout
Paul Roell, Area Scout
David Caldwell, Area Scout
Tom Gamble, Area Scout
Todd Vasvari, Area Scout
Bill Shunkwiler, Area Scout
Byron Lusby, Area Scout
Bob Guarini, Area Scout
Matt Terpening, Area Scout
Mike Chiuco, Area Scout
Ryan Cavanaugh, Scouting Assistant
Mark Ellenz, Scouting Assistant
Kevin Rogers, Scouting Assistant
Michael Zunk, Director of Security
Debbie Finn, Asst. to the Dir. of Football Operations
Stefani Paul, Player Development Assistant

FINANCE

Kurt Humphrey, Vice President of Finance
Herm Stonitsch, Contoller
Dave Filar, Purchasing Administrator
Mary Clugston, Accounting/Insurance Assistant
Tina McKnight, Accounting/Payroll Assistant

PUBLIC RELATIONS

Craig Kelley, Vice President of Public Relations
Vernon Cheek, Assistant Director of Public Relations
Pamela Humphrey, Public Relations Assistant
Bob Lamey, Voice of the Colts
John Oehser, Colts.com Writer

TICKET OPERATIONS

Larry Hall, Vice President of Ticket Operations
Bob Parenteau, Asst. Director of Ticket Operations
Jamil Stafford, Ticket Operations Assistant
Andrea Corso, Ticket Operations Assistant

CORPORATE SALES

Jay Souers, Executive Director of Sponsorship Sales
Brad Beery, Sponsorship Sales Account Manager
Chris Brelage, Sponsorship Sales Account Manager
Matt Godbout, Sponsorship Sales Account Manager
Brian Healey, Sponsorship Sales Account Manager
Shelley Raper, Key Account Manager
Pat Smith, Sponsorship Sales Account Manager
Chris Owens, Program/Production Manager
Jeff Branham, Media Manager/Exec. Sales Assistant
Susie Peters, Sponsorship Sales Assistant

MEDICAL STAFF

Hunter Smith, Head Athletic Trainer
Dave Hammer, Assistant Athletic Trainer
Dave Walston, Assistant Athletic Trainer
Arthur C. Rettig, MD, Orthopedic Surgeon
Gary Misamore, MD, Orthopedic Surgeon
Tom Klootwyk, MD, Orthopedic Surgeon
Doug Robertson, MD, Physician

VIDEO

Marty Heckscher, Video Director
John Starliper, Assistant Video Director

EQUIPMENT

Jon Scott, Equipment Manager
Mike Mays, Assistant Equipment Manager
Sean Sullivan, Assistant Equipment Manager

INFORMATION SYSTEMS

Troy Bigelow, Director Football Information Systems
Ryan Fannin, Network Administrator

COMMUNITY RELATIONS/MARKETING

Tom Zupancic, Vice President of Business Development
Nicole Duncan, Dir. of Community Relations/Marketing
Greg Hylton, Director of Ticket Sales/Marketing
David Blume, Manager of Website Development
Kim Broad, Corporate Suite Mgr./Marketing Asst.
Kip Brownfield, Ticket Sales Acct./Event Mgr.
Joanna Edwards, Community Relations Coordinator
Melanie Heaviland, Event Coordinator
Kevin Kirkhoff, Ticket Sales Account Manager
Kristin MacAllister, Merchandise Coordinator
AJ Macht, New Media Coordinator
Matt Mason, Retail Manager
Natalie Palmer, Marketing/Group Tickets Asst.
Jenny Shaeffer, Pro Shop
April Smith, Cheerleader Choreographer

FRONT OFFICE STAFF

Cathy Catellier, Executive Asst. to the Owner
Sue Kelly, Assistant to the President
Traci Morgan, Asst. to the Senior Executive Vice President
Mike Hebenstreit, Special Assistant to the Owner
Linda Brown, Asst. to the Executive Vice President
Dave Liptak, Special Projects Manager
Carol Ballinger, Receptionist/Assistant
Heidi Klene, Travel Consultant

FACILITIES

Dave Atkins, Facility Manager
Scott Davis, Colts Pavilion Manager
Troy Glendenning, Building/Grounds Assistant
George Kirkland, Administrative Assistant
Michael Martin, Field Supervisor
Doug Melton, Office Assistant
Wade Smith, Building/Grounds Assistant
Danny Thompson, Building/Grounds Assistant
Tony Walker, Building/Grounds Assistant
Bill Allee, Memorabilia Advisor

JIM IRSAY

Owner and Chief Executive Officer



Though Jim Irsay is one of the youngest owners in the NFL, his tenure in the league is among the longest. This season will mark his 31st season with the Colts and the NFL. He is regarded as one of the most knowledgeable, creative and effective owners in the league.

At 43, he begins his fifth year as sole owner of the Colts, having breathed new life and excitement into the franchise. Within his first year of ownership, he successfully completed a revised lease agreement with the city resulting in a much-needed stadium update. In that same year, he personally paid for a major expansion and renovation of the team's practice facility at the Union Federal Football Center.

His commitment to excellence was demonstrated soon after becoming owner when he brought in Bill Polian as team president. He has been actively involved in the recruitment of new head coach Tony Dungy as well as each year's draft picks.

The team has played before sold-out crowds for every regular season game in the past three seasons, setting a record for continuous sellouts in Indianapolis, and made the playoffs in the 1999 and 2000 seasons. In 1999, the Colts posted the best one-season turnaround by any team in the NFL's 80 seasons. In addition to winning the division crown that year, they also tied franchise records for most wins in a season (13, 1968) and consecutive victories (11, 1964, 1975-76).

With a clear vision that includes bringing the Lombardi Trophy to Indianapolis, Irsay is a strong advocate for empowerment. "I absolutely believe that you win by putting the right people in place, then letting them do their jobs. My role is to motivate and help people achieve our shared vision. Since the end of last season, I have met with players, coaches, other football personnel and the front office to challenge them to find their own ways to advance the team as a whole," Irsay states.

He began his association with the club as a youth working as a ball boy. Upon his college graduation, he joined the professional staff in 1982. He was named Vice President and General Manager in 1984 when the club moved to Indianapolis. He served in that capacity until taking the role of Senior Executive Vice President, General Manager and Chief Operating Officer in April of 1996. Under his leadership, the Colts have made five playoff appearances, won two AFC Eastern Division titles and advanced to the AFC Championship Game following the 1995 season.

An active and participating owner, Irsay has served on several NFL committees throughout his career. Currently, he serves on the Executive Committee of the League's Management Council, one of the NFL's most prestigious working groups. He also serves on the Super Bowl Policy Committee. Past involvement includes work on the Pro-College Relations Committee. He was also part of the Realignment Working Group and the Working Club Executive Committee that authored the NFL's Collective Bargaining Agreement in 1993.

Irsay is a leader in the Indianapolis community as well as the State of Indiana. "As Indiana's only NFL team, we understand that Hoosier pride isn't restricted to Central Indiana," he said. Conducting the Colts' training camp in Indiana (Anderson for the first 15 years and Terre Haute for the past four years) is just one example of Irsay's emphasis on building strong relationships throughout the state. The franchise's Colts Caravan travels to Indiana cities in the summer as another way to build bridges throughout the state.

"We are actively working to create a strong Hoosier tradition in professional football. Our fans - here in Indianapolis and throughout the entire State of Indiana - bring an important element into the stadium each game. In the past few years, we have established a well-known reputation in the NFL for being a "tough" place to play. The level of passion for winning, shared by the entire Colts' organization and the fans, will produce more and more wins for us each year," Irsay predicts.

Jim and his wife Meg actively oversee the Colts' extensive contributions program. Currently, Jim serves on the boards of the Indy Partnership, the Greater Indianapolis Progress Committee, the Indianapolis Convention and Visitors Association, United Way of Central Indiana and Noble of Indiana. Meg serves on the board of Dance Kaleidoscope.

The Irsays and the Colts' organization have been widely recognized for their generosity and spirit of giving. The franchise has been honored as Corporate Philanthropist of the Year by the Indiana Society of Fund-Raising Executives and as the first winner of the Spirit of Indianapolis Award.

The Colts contribute in many ways. In addition to cash donations, the franchise provides merchandise and tickets to hundreds of organizations each year. And when the complex was remodeled three years ago, a large Pavilion was added - a facility that is offered to not-for-profit groups for their fundraising events.

Irsay was born June 13, 1959 in Lincolnwood, Ill. He attended Loyola Academy in Wilmette, Ill., where he played golf, boxed and was an avid weight-conditioner. Irsay received his bachelor's degree in broadcast journalism from Southern Methodist University in 1982. He played linebacker for a year and a half with the Mustangs as a walk-on before an ankle injury ended his career.

In July of 1991, Irsay ran in the 26.2-mile Grandma's Marathon in Duluth, Minnesota. In 1987, Irsay competed as a super-heavyweight (275-pound and up weight class) of the Ohio Buckeye Powerlifting Championships. He earned a second-place showing with combined lifts exceeding 1,000 pounds.

He plays the guitar and writes music. He wrote and helped produce the song, "Colors," a tribute to AIDS victim Ryan White. This year he and Meg are releasing a collection of music composed and/or performed by female artists from Central Indiana. Cathy Morris, Carrie Newcomer, Jennie DeVoe and the Hampton Sisters are among the musicians featured.

Last year, the City announced an initiative to develop Indianapolis as a cultural tourism destination. Demonstrating their support for this project, the Irsays agreed to sponsor the 2001-2003 seasons of Dance Kaleidoscope, Indiana's premier professional contemporary dance company. In addition, Irsay brought a major piece of literary history to Indiana when he purchased the original manuscript of Jack Kerouac's, 'On the Road.' The book was written in 1951, then published in 1957 and is regarded as one of the most important novels of the 20th century. It not only contributed to the origin of the beat generation, it was the inspiration for countless books and music. A program to "tour" the scroll is in the early stages of development.

Jim and his wife, Meg, have three daughters, Carlie (21), Casey (19) and Kalen (15).





BILL POLIAN

President

Bill Polian is in his fifth season as President of the Indianapolis Colts. Polian was named to his post by Owner and C.E.O. Jim Irsay on December 22, 1997.

Polian oversees all football and administrative aspects of the Colts organization. In addition to guiding the club's administrative functions, his football blueprint has established a program that provides a bright future for Indianapolis. Polian has restructured the club's personnel department, and he gave direction for the implementation of a state-of-the-art computer program to service all football functions. Along with Jim Irsay, Polian presided over a seven-million dollar building expansion that provides the Colts with one of the NFL's best training facilities.

The most dramatic accomplishment during Polian's tenure is the on-field resurgence of the Colts. In 1999-2000, the club produced consecutive double-digit victory seasons for the first time since 1976-77, and the club's 23 wins during that span tied for second-most in the NFL. Indianapolis was 10-6 in 2000 and 13-3 in 1999, earning consecutive playoff appearances. In 1999, the Colts produced a 10-game turnaround from 1998, the best one-season improvement in NFL history. The club tied franchise records for consecutive wins (11) and victories in a season. The Colts captured the AFC Eastern Division crown and brought the City of Indianapolis its first such flag since 1987. Polian helped oversee the hiring of Head Coach Tony Dungy as the Colts prepare for AFC South competition in 2002.

A keen judge of talent, Polian's expertise has changed the face of the team. Only five Colts pre-date Polian's arrival, and he helped rebuild a proud franchise. His first four draft classes yielded QB-Peyton Manning, WR-Jerome Pathon, OG-Steve McKinney, RB-Edgerrin James, LBs-Mike Peterson, Rob Morris and Marcus Washington, DB-David Macklin, DT-Josh Williams, WR-Reggie Wayne, DBs-Idrees Bashir and Cory Bird and OG-Ryan Diem, among others. Polian also found key additions in K-Mike Vanderjagt, WR-Terrence Wilkins and RB-Dominic Rhodes. Rhodes rushed for 1,104 yards in 2001, the most yards ever gained by an undrafted rookie free agent. The selections of Manning (D1-98, first overall) and James (D1-99, fourth overall) reaped instant dividends. Manning set every measurable rookie record, and his first four years have been as productive as any quarterback in NFL history. James opened his career with consecutive NFL rushing titles, only the fifth player to accomplish that feat. Manning, James and WR-Marvin Harrison earned Pro Bowl honors in 1999 and 2000, while Harrison earned a third appearance in 2001.

Polian's record is unique among NFL administrators. He was recognized by The Sporting News in 1999 as Executive of the Year, his fifth time as the award's winner. Polian and the late George Young, are the only executives to win the award five or more times. Polian is one of three men to win the award multiple times.

In 15 seasons as a general manager or president, his teams have made eight playoff and five conference championship game appearances. Thirteen Bills players and 10 Panthers players drafted or obtained by Polian have made a total of 70 Pro Bowl appearances.

Polian's teams have produced a combined regular season record of 129-110 with him as either general manager or president. Discounting the startup season records of 1985 and 1986 at Buffalo, 1995 at Carolina and 1998 with the Colts, Polian's mark is 113-62. Polian has been a part of six 11+ victory seasons during his career. Polian has been a part of a division-winner in every NFL stop (1988-91 with Buffalo; 1996 with Carolina; 1999 with Colts).

Polian joined the Colts with an illustrious path of success in the NFL. Polian entered the league as a pro scout for Kansas City in 1978. He worked five years with the Chiefs before moving to the Chicago Blitz of the USFL as personnel director. In 1983, he worked as player personnel director for Winnipeg of the CFL. He helped build a team that won two CFL Championships. Polian joined the Buffalo Bills in 1984 as pro personnel director and was promoted to general manager on December 30, 1985. His acquisitions included the 1986 signing of QB-Jim Kelly from the USFL, the 1987 trading for LB-Cornelius Bennett and the waiver acquisition of Pro Bowler Steve Tasker. Subsequent draft picks included DE-Bruce Smith, OT-Will Wolford, RB-Thurman Thomas and WR-Andre Reed. Those moves aided Buffalo to reverse a record of 8-40 from 1984-86 to a 58-22 mark from 1988-92. The Bills reached Super Bowls XXV, XXVI and XXVII during Polian's tenure, then added a fourth Super Bowl in 1993, becoming the only team to qualify for four consecutive Super Bowls. Polian presented former Buffalo Head Coach Marv Levy at his Pro Football Hall of Fame induction in August of 2001.

Polian served as Vice President of Football Development for the NFL during the 1993 season. He helped formulate and implement the league's current Collective Bargaining Agreement. Polian joined the expansion Panthers as Carolina prepped for league play in 1995. The Panthers won the 1996 NFC Western Division title and reached the NFC Championship Game in their second season.

Polian serves as a member of the NFL Competition Committee and College Relations Committee. He is an alumnus of Mount Saint Michael Academy and New York University.



PETE WARD

Senior Executive Vice President

Pete Ward is in his 22nd season with the Colts. He was promoted to Senior Executive Vice President in 2001. He earned the title of Executive Vice President of Administration in June of 2000. He served as Senior Vice President of Administration in 1999.

Ward's duties and experiences within the organization have been wide-ranging and varied. He began his affiliation with the Colts in 1981 as a summer and seasonal intern in the team's public relations department. Following his graduation from the University of Virginia in 1982, Ward was hired as the club's Administrative Assistant. He was promoted to Director of Operations shortly after the team's arrival in Indianapolis in March 1984, and served as Executive Director/Operations in 1996. He was named Vice President of Administration in 1997.

In addition to general administrative management, Ward's various duties include overseeing the team's training facility expansion as well as serving as the Colts' liaison for the RCA Dome renovation. He currently serves on the developmental board of the I.U. Cancer Center, and on the board of directors of the Indianapolis Symphony Orchestra.

Born in New Orleans, Louisiana and raised in Carmel, California, Ward resides with his wife, Lena, and their children, Maddy (8) and Sam (7).



DAN LUTHER

General Counsel

Dan Luther is in his second season with the Colts as General Counsel after being named to the post in March, 2001. Luther, a partner in the Chicago-based law firm of Mayer, Brown, Rowe & Maw, has worked with the Colts organization since 1996 and has represented Colts Owner Jim Irsay in legal matters since 1988. His law practice focuses on tax planning and wealth management issues. Luther represented the Colts as outside counsel in the substantial modification to the RCA Dome lease in 1998 and handled the administration of the Estate of the Colts' late owner, Robert Irsay. Luther graduated magna cum laude from Georgetown University with an A.B. in government and economics in 1983 and a J.D. in

1986. He has practiced law at Mayer, Brown, Rowe & Maw since his graduation from law school. He grew up in Sayreville, New Jersey. He and his wife, Cathy, have two children, Meg (12) and Joe (9), and reside in Oak Park, Ill.



BOB TERPENING

Executive Vice President

Bob Terpening, whose association with the Colts goes back to 1970, was promoted to Executive Vice President in June of 2000. He earned the title of Senior Vice President in 1999. He was named Vice President in 1997. He served as Assistant General Manager from May of 1984 until 1997.

Terpening began working with the Colts in 1970, grading films during his tenure as the head football coach at Baltimore City College H.S. In 1971, he joined the New England Patriots' scouting department. In 1977, Terpening returned to the Colts as a college scout and in January of 1982 was named Director of Pro

Personnel. He held that position until his elevation to Assistant General Manager.

Terpening received his bachelor's degree from Shepherd College in West Virginia and then earned his master's degree from the University of West Virginia. He also did additional graduate study at John's Hopkins.

Terpening and his wife, Virginia, have two sons, Chris (30), and Matt (26), and a granddaughter, Kate. Matt is an area scout in the Colts' scouting department.



RAY COMPTON

Senior Vice President of Sales and Marketing

Ray Compton is in his fifth season with the Colts, his third as Senior Vice President of Sales and Marketing. He previously served as Vice President of Sales and Marketing. Compton joined the Colts in December of 1997 as Executive Director of Sales and Marketing. Compton oversees the club's aggressive business operations that deal with suite sales, corporate sales and ticketing. Long known for his creative concepts, Compton has a firm imprint on the fan entertainment elements inside and around the RCA Dome on gamedays. Compton's role with the Colts is his third sports admin-

istrative position in Indianapolis over a 28-year career. Compton was Vice President of Marketing of the Indiana Pacers from 1982-88, a time that saw a tremendous civic growth for the team. Attendance at Pacers games increased measurably as the team grew in stature in the NBA. Compton assumed the role of President of the Indianapolis Ice of the International Hockey League from 1988-97. The Ice served as one of the league's leading franchises during that time. In 1990, Compton's Ice captured the Turner Cup, and the league's Board of Governors named him the Executive of the Year. Compton undertook the Presidency of the Central Hockey League in 1997, a time when the league expanded from six to 12 teams. Compton is a 1972 graduate of the University of Illinois with a bachelor's degree in communications. He was a sportswriter for the *Champaign News Gazette*, the *Quincy Herald Whig*, the *Arkansas Gazette* and the *Indianapolis News* before joining the Pacers. Compton was born August 11, 1950, in Homer, Illinois. Compton and his wife, Sherry, reside with their daughter, Whitney (15), in Indianapolis.



BILL BROOKS

Executive Director of Administration

Bill Brooks is in his first season as the Colts' Executive Director of Administration. He has spent the past five seasons serving as Colts' Director of Community Development/Player Relations. He joined the Colts after an 11-year career with Indianapolis, Buffalo and Washington. He joined the Colts as a D4-86 choice and amassed 411-5,818, 28 TDs receiving. Brooks is one of five Colts players with receptions in 100+ career games. He also holds the club record with 50+ receptions in six consecutive seasons. Brooks started in Super Bowl XXVIII for Buffalo against Dallas. Brooks has played a vibrant role in numerous community projects

since 1986. He served as the emcee of two 'Yes to School, No to Drugs' rallies for the Colts that targeted area youths. He was given the Sagamore of the Wabash by Governor Evan Bayh in 1990. Brooks served as the Colts' United Way spokesperson in 1991-92. He worked with the Butler University Board of Visitors. He serves on the boards of the Boys and Girls Club, WFYI and on the advisory board of the Guardian Home. He received the NFLPA Byron "Whizzer" White Humanitarian Award, the Major Taylor Award and the Community Service Award from the Center for Leadership Development. Brooks was born April 6, 1964, in Boston, Mass. He holds a bachelor's degree in business administration from Boston University and was elected to the school's Hall of Fame in 1991. He also holds a master's degree in business administration from Butler. Brooks and his wife, Holly, reside with their daughter, Brianna (7), in Carmel.

COLTS COACHES

TONY DUNGY
 HEAD COACH

Tony Dungy enters his first season as head coach of the Indianapolis Colts. Dungy was named head coach of the club on January 22, 2002. This season will mark his seventh as an NFL head coach. Dungy joins the Colts after serving six seasons as head coach with Tampa Bay.

Dungy, 46, joins the Colts after being the most successful head coach in the history of the Tampa Bay Buccaneers. Dungy coached the Buccaneers from 1996-2001, compiling a 54-42 regular season record with the franchise and leading them to the playoffs in four of his six seasons, helping revitalize the franchise. In the 10 seasons before Dungy's arrival, the Buccaneers were 43-111 with nine double-digit loss seasons.

In 1997, after guiding the Buccaneers to a 10-6 record and a wild-card playoff victory over Detroit, Dungy was named Professional

Coach of the Year by the Maxwell Football Club.

Under Dungy, the Buccaneers won the NFC Central in 1999, their first division championship in 18 seasons (1981) and the third in franchise history (1979, 1981). Also that season, the Buccaneers came within a late drive of playing in the Super Bowl, losing to eventual Super Bowl champion St. Louis, 11-6, one of only two times since the beginning of the 1999 season the high-scoring Rams had been held under 15 points.

During Dungy's tenure, the Buccaneers quickly developed a reputation as one of the NFL's stingiest defenses. This past season, they were one of two teams to hold the Rams below 20 points. They finished sixth in the NFL in total defense and were eighth in the league in points allowed with 280.

Dungy's defenses with the Buccaneers ranked no lower than 11th in his six seasons, and the Bucs' unit improved from 27th in the league the season before his arrival to 11th in 1996. Thereafter, Tampa Bay ranked 3rd (1997), 2nd (1998), 3rd (1999), 9th (2000) and 6th (2001). In 2000, the club set a team record with 55 sacks.

Tampa Bay was hardly the first stop in Dungy's career in which he had defensive success. He spent 1992-1995 as the defensive coordinator in Minnesota, where his defenses ranked 8th (1992), 1st (1993), 5th (1994) and 20th (1995) in the NFL.

Dungy, widely considered one of the most respected and popular NFL coaches, also has a reputation for developing Pro-Bowl caliber players, a reputation that began during his first stint as a defensive coordinator – with the Pittsburgh Steelers in the mid-1980s – and grew during his stays in Minnesota and Tampa Bay. In 2001, the Buccaneers sent six players to the Pro Bowl – fullback Mike Alstott, wide receiver Keyshawn Johnson, defensive tackle Warren Sapp, outside linebacker Derrick Brooks, cornerback Ronde Barber and safety John Lynch. In 2000, nine Buccaneers players made the game.

Sapp and Brooks each made five Pro Bowls under Dungy's tutelage, with Lynch making four and Barber making it for the first time this past season.

Dungy's defenses, beginning with his Steelers tenure, have had a reputation for being among the NFL's most aggressive. In 19 seasons as an NFL head coach or assistant, his defenses have scored 59 touchdowns. Since the 1970 NFL-AFL Merger, only 10 teams have scored as many as seven defensive touchdowns in a season. Four of those have come under Dungy's guidance.

Key to Dungy's ascension to the head-coaching level was his tenure in Minnesota, where he further developed a reputation as one of the game's top young assistants and top defensive minds. In four seasons with the Vikings, his defenses intercepted an NFL-high 95 passes as Minnesota made three playoff appearances.

In 1995, his final season there, the Vikings finished second in the NFL in takeaways with 40 and ranked second in the NFL in interceptions with 25. In 1994, despite having just one first-round draft choice in the defense, the unit ranked first in the NFL in defensive touchdowns (seven), first in the league in run defense and was fifth in the league in overall defense, tied for first in fumble recoveries with 16, was fourth in the conference in takeaways with 34 and tied for fifth in the NFC with 36 sacks. The team's league-best 68.1-yards-per-game rushing average was the fourth-best total in NFL history and the best in 30 years.



In 1993, Dungy's second season in Minnesota, the Vikings led the NFL in total defense and were the only team that season to rank among the top six teams in the NFL against both the run and the pass. The Vikings that season led the NFC and were second in the NFL in interceptions with 24, were third in the NFC in takeaways with 34, led the NFL in first downs permitted with 259 and were fourth in the NFC in sacks with 45.

In his first year with Minnesota, 1992, Dungy's defense had five new starters. Still, the Vikings led the NFL with 28 interceptions and ranked first in the NFC and second in the NFL with 42 takeaways. The Vikings that season also tied for the NFL lead with eight defensive touchdowns, then the highest total in the league in eight seasons. Four Vikings defensive players made the Pro Bowl that season.

From 1989-1991, Dungy served as defensive backs coach of the Kansas City Chiefs under Marty Schottenheimer, helping the Chiefs to the playoffs in 1990 and 1991. In 1989, the Chiefs finished first in the AFC and second in the NFL in pass defense. From 1989-1990, the Chiefs allowed the second-fewest completions in the NFL and the second-lowest completion percentage in the league. Under Dungy, Chiefs cornerbacks Albert Lewis and Kevin Ross were each two-time Pro Bowl selections.

Dungy's first NFL coaching job came with the Steelers, where he worked from 1981-1988, first developing his reputation as one of the NFL's top young defensive assistants. In 1981, he became the NFL's youngest assistant (25) when he joined the Steelers as a defensive assistant. He was promoted to defensive backs coach in 1982 and held that job for two seasons until he became the NFL's youngest coordinator in 1984, when the Steelers named him defensive coordinator.

The Steelers' defense ranked fifth in the NFL in 1984 and 10th in 1985, and in 15 seasons as either a head coach or defensive coordinator, Dungy's defenses have ranked among the top 10 in the NFL 10 times. In five seasons as the Steelers' coordinator, his defenses averaged 24 interceptions and 37 takeaways, scoring 20 touchdowns over that span.

Dungy began his coaching career in 1980, serving as defensive backs coach at his alma mater, the University of Minnesota. He played quarterback for the Golden Gophers from 1973-1976, finishing as the school's career leader in pass attempts (576), completions (274), passing yards (3,577) and touchdown passes (25). He rushed 413 times for 1,345 yards and 16 touchdowns, earning the team's Most Valuable Player Award two times. As a senior, he played in the East-West Shrine Game, the Hula Bowl and the Japan Bowl and upon completion of his career, he ranked fourth in Big Ten history in total offense behind Mike Phipps, Archie Griffin and Bob Griese. As a junior, he set a single-season school record with 15 touchdown passes, leading the Big 10 and ranking fifth nationally in total offense and passing. As a freshman, he played for the 1973-74 Golden Gophers basketball team. He averaged 2.6 points per game before concentrating on football. Dungy graduated with a bachelor's degree in business administration.

Following his college career, Dungy signed as a free agent with the Steelers in May of 1977. He was converted from quarterback to wide receiver to safety, and when he made the team, he was the first free agent to make the Steelers' final roster in two seasons.

Dungy played in 14 games as a rookie with the Steelers, intercepting three passes. In a game against the Houston Oilers that season, with quarterbacks Terry Bradshaw and Mike Kruczek injured, he completed 3 of 8 passes for 43 yards and rushed three times for eight yards. In that game, he intercepted a pass and threw an interception.

In 1978, he played in all 16 games, starting twice and ranking second in the AFC with six interceptions. He helped secure a 15-9 victory over the Cleveland Browns with a last-play interception that he returned 65 yards. He played in the Steelers' 35-31 victory over the Dallas Cowboys in Super Bowl XIII, then the following year in training camp, was traded to the San Francisco 49ers for a 1980 10th-round draft choice. He played in 15 games for the 49ers that season, then was traded to the New York Giants before the following season with running back Mike Hogan in exchange for wide receiver Jimmy Robinson and cornerback Ray Rhodes.

While with the Buccaneers, Dungy was active in the community, working as a public speaker for the Fellowship of Christian Athletes and Athletes in Action. In 1997, his second year there, he launched Mentors for Life, a program that provided tickets to Buccaneers home games to area youth and their mentors. He also was a supporter of a variety of children's charitable programs such as Family First, Big Brothers/Big Sisters, Boys & Girls Clubs, the Prison Crusade Ministry and foster parenting organizations. His wife, Lauren, volunteered regularly at The Spring, a shelter for abused women and children, and the First Baptist Church of College Hill lunch program.


Born Anthony Kevin Dungy on October 6, 1955, in Jackson, Mich., Dungy graduated from Parkside High School in Jackson. He and Lauren have five children: daughters Tiara and Jade and sons James, Eric and Jordan.

TONY DUNGY CAREER HISTORY

1996-2001, Tampa Bay Buccaneers, Head Coach
 1992-1995, Minnesota Vikings, Defensive Coordinator
 1989-1991, Kansas City Chiefs, Defensive Backs Coach
 1984-1988, Pittsburgh Steelers, Defensive Coordinator
 1982-1983, Pittsburgh Steelers, Defensive Backs Coach
 1981, Pittsburgh Steelers, Defensive Assistant Coach
 1980, University of Minnesota, Defensive Backs Coach
 1979, San Francisco 49ers, Player
 1977-1978, Pittsburgh Steelers, Player
 1973-1976, University of Minnesota, Player

TONY DUNGY'S RECORD AS HEAD COACH

Year	Won-Lost	Pct.	NOTES
1996	6-10	.375	Took over franchise that made 3 playoff appearances in 20 years
1997	10- 6	.625	Earned club's 2nd 10+-victory season and franchise's 4th playoff berth
1998	8- 8	.500	Club ranked 1st in NFC defense, 2nd in NFL
1999	11- 5	.688	Set club record for wins and advanced to NFC Championship Game
2000	10- 6	.625	Had consecutive double-digit victory season and earned 3rd playoff berth
2001	9- 7	.563	Posted 4th winning season in 6 years at Buccaneers' helm
TOTAL	54-42	.563	Finished career as winningest head coach in club history



Tony Dungy joined the Colts as head coach on January 22, 2002.

COLTS COACHING HISTORY

HEAD COACH	YEARS	RECORD	ASSISTANTS
Cecil Isbell	1947-49	9-22-1	Nick Campofreda; Don Edmunds; Andy Hewlitt; Joel Hunt; John Taylor (1947); Tom Stidman (1947-48); Lou Defilippo (1948); Bill Conkright; Walter Driskill; Mike Michalske; Charles O'Rourke (1949)
*1 Walter Driskill	1949	1-7	
Clem Crowe	1950	1-11	Joel Hunt; Wayne Millner; Rocco Pirro
Keith Molesworth	1953	3-9	Otis Douglas; Ray Richards; Nick Wasyluk
Weeb Ewbank	1954-62	61-52-1	Russ Murphy; Joe Thomas (1954); Frank Cumsiskey; Charles Winner (1954-62); Tom Hughes (1955); Frank Lauterbur (1955-56); Herman Ball (1956-62); John Bridgers; Bob Shaw (1957-58); Don McCafferty; John Sandusky (1959-62)
Don Shula	1963-69	73-26-4	Gino Marchetti; Jim Mutscheller; Bill Pellington (1963); Charles Winner (1963-65); Don McCafferty; John Sandusky (1963-69); Bill Arnsperger; Dick Bielski (1964-69); Chuck Noll (1966-68); Bob Boyd (1969)
Don McCafferty	1970-72	26-11-1	Lou Rymkus (1970); Dick Bielski; Bob Boyd; Hank Bullough; John Idzik; John Sandusky (1970-72); Bob (Red) Miller (1971-72)
*2 John Sandusky	1972		
Howard Schnellenberger	1973-74	4-13	Ray Callahan; Bobby Franklin; Dick Voris (1973); Pete McCulley; George Sefcik; George Young (1973-74); Don Doll; Frank Lauterbur; Jerry Smith (1974)
*3 Joe Thomas	1974	2-9	
Ted Marchibroda	1975-79	41-36	Pete McCulley; Jerry Smith (1975-76); Frank Lauterbur (1975-77); Whitey Doveil (1975-78); Maxie Baughan; George Boutselis (1975-79); Dick Bielski; Ed Khayat (1977-79); Ralph Hawkins (1978); John Symank; Ernie Zwahlen (1979)
Mike McCormack	1980-81	9-23	Dick Bielski; George Boutselis; John Idzik; Ed Khayat; John Symank; Joe Vitt; Chuck Weber; Ray Wietecha (1980-81); Bob Boyd; Clyde Powers (1981)
Frank Kush	1982-84	11-28-1	Bud Carson (1982); Bob Valsente (1982-83); Zeke Bratkowski; Gunther Cunningham; Hal Hunter; Richard Mann; Roger Theder; Rick Venturi; Mike Westhoff (1982-84); George Catavolos; Tom Zupancic (1984)
*4 Hal Hunter	1984	0-1	
Rod Dowhower	1985-86	5-24	Steve Sidwell (1985); John Becker; George Catavolos; George Hill; Tom Lovat; Billie Matthews; Chip Myers; Keith Rowen; Rick Venturi; Tom Zupancic (1985-86); John Marshall (1986)
*5 Ron Meyer	1986	3-0	
Ron Meyer	1987-91	33-36	John Becker; George Hill; Tom Lovat; John Marshall; Chip Myers; Keith Rowen (1987-88); Leon Burnett; George Catavolos; Rick Venturi; Tom Zupancic (1987-91); Greg Briner (1989); Larry Kennan; Dante Scarnecchia (1989-90); Milt Jackson; Bill Muir; Brad Seely (1989-91); Dave Ahrens; Sylvester Croom; Steve Furness (1991)
*6 Rick Venturi	1991	1-10	
Ted Marchibroda	1992-95	32-35	Alex Gibbs (1992); George Catavolos; Dwain Painter; Francis Peay; Jay Robertson; Brad Seely; Rick Venturi (1992-93); Nick Nicolau (1992-94); Ron Blackledge; Gene Huey; Tom Zupancic (1992-95); Fred Bruney (1993-95); Tom Batta; Greg Blache; Jim Johnson; Hank Kuhlmann; Jimmy Robinson; Pat Thomas; Vince Tobin (1994-95); Lindy Infante (1995)
Lindy Infante	1996-97	12-21	Fred Bruney (1996); Tom Batta; Greg Blache; Ron Blackledge; Chuck Bresnahan; Charlie Davis; Buddy Geis; Gene Huey; Jim Johnson; Hank Kuhlmann; Jimmy Robinson; Pat Thomas; Tom Zupancic (1996-97); Jay Robertson (1997)
Jim Mora	1998-01	32-32	Greg Blache; Rusty Tillman; Tom Zupancic (1998); Bruce Arians (1998-00); George Catavolos; Gene Huey; Tony Marciano; Tom Moore; Howard Mudd; Mike Murphy; Jay Norvell; John Pagano; Kevin Spencer; Jon Torine (1998-01); Vic Fangio; Todd Grantham (1999-01); Richard Howell (2000-01); John Hufnagel (2001)

*1 Succeeded Isbell for last eight games

*2 Succeeded McCafferty for last nine games

*3 Succeeded Schnellenberger for last eleven games

*4 Succeeded Kush for last game

*5 Succeeded Dowhower for last three games

*6 Succeeded Meyer for last eleven games



JIM CALDWELL

Quarterbacks

Jim Caldwell enters his first season as quarterbacks coach of the Colts. Caldwell joined Indianapolis from Tampa Bay, where he served in the same capacity during the 2001 season. Caldwell inherits a passing attack that has performed among the NFL's best over the past three seasons. QB-Peyton Manning (4,135, 1999; 4,413, 2000; 4,131, 2001) has thrown for more than 4,000 yards in each of the past three seasons, one of only three NFL players to hold that distinction. Manning is the only NFL quarterback to have four consecutive 3,000-yard seasons to open a career, and he has thrown for 111 touchdowns during his career.

Prior to serving with the Buccaneers, Caldwell spent 1993-2000 as head coach at Wake Forest. Caldwell has coached on the collegiate level for more than two decades. In 1999, Caldwell led the Demon Deacons to their first winning season and the school's first bowl game since 1992. Wake Forest defeated Arizona State 23-3 in the Aloha Bowl. During Caldwell's tenure, Wake Forest ranked among the nation's Top 25 teams in passing offense on four different occasions, including 10th in the NCAA in 1995. That season, QB-Rusty LaRue established seven NCAA passing records.

Before leading Wake Forest, Caldwell served as an assistant coach at Southern Illinois (1978-80), Northwestern (1981), Colorado (1982-84), Louisville (1985) and Penn State (1986-92). Caldwell first joined Penn State's staff as its wide receivers coach. He then coached quarterbacks the following season and added passing game coordinator responsibilities in 1988.

At Penn State, Caldwell tutored QB-Kerry Collins, who went on to win the Davey O'Brien Award as the nation's top college quarterback and the Maxwell Award as the nation's most outstanding player. Caldwell has coached in six bowl games and won a national championship with Penn State in 1986.

Caldwell was a four-year starter as a defensive back at Iowa and worked as a graduate assistant for the Hawkeyes in 1977.

Caldwell was born on January 16, 1955 in Beloit, Wisc. He and his wife, Cheryl, have four children: Jimmy, Jermaine, Jared and Natalie.

PERSONAL DATA:

College: Iowa 1973-76.

Coaching Career: Iowa 1977; Southern Illinois 1978-80; Northwestern 1981; Colorado 1982-84; Louisville 1985; Penn State 1986-92; Wake Forest (head coach) 1993-00; Tampa Bay Buccaneers 2001.



CLYDE CHRISTENSEN

Wide Receivers

Clyde Christensen enters his first season as wide receivers coach of the Colts. Christensen joined Indianapolis from Tampa Bay, where he served as offensive coordinator of the Buccaneers during the 2001 season.

Christensen spent six seasons at Tampa Bay, tutoring tight ends from 1996-98 and quarterbacks from 1999-2000 before being promoted to offensive coordinator. Christensen presided over a Tampa Bay attack that saw WR-Keyshawn Johnson post a franchise seasonal-best 106 receptions for 1,266 yards, while QB-Brad Johnson set a club seasonal mark with 340 completions. With the

Colts, he will help tutor WR-Marvin Harrison (115, 1999; 102, 2000; 109, 2001), who has surpassed 100 receptions in each of the past three seasons.

Christensen helped a Buccaneers offense that set several club marks in 2000, including points scored and touchdowns. He helped the late-season development of rookie QB-Shaun King in 1999. King ushered Tampa Bay to four wins in its last five contests en route to the NFC Central title. King became the

second rookie quarterback since the 1970 NFL-AFL Merger to win a playoff game, rallying the Buccaneers to a 14-13 divisional playoff win over Washington. Christensen wrapped up 1999 at the Pro Bowl as the NFC totaled a game-record 51 points.

Before joining the Buccaneers in 1996, Christensen spent two years (1994-1995) as the co-offensive coordinator/quarterbacks coach at Clemson. From 1992-1993, he served as the quarterbacks coach at Maryland, tutoring QBs-John Kaleo and Scott Milanovich. Kaleo ranked second nationally in total offense in 1992 while Milanovich finished fourth in 1993. In 1991, Christensen served as running backs coach at South Carolina. He was receivers/tight ends coach at Holy Cross in 1989, then was promoted to offensive coordinator there in 1990.

From 1986-88, Christensen was offensive coordinator, running backs and quarterbacks coach and in charge of recruiting at East Carolina, as the Pirates built a reputation for offensive explosiveness against ranked opponents. Christensen oversaw quarterbacks and wide receivers at Temple from 1983-85, after serving as quarterbacks and receivers coach at East Tennessee State from 1980-82. He began his coaching career as a graduate assistant at Mississippi in 1979.

Christensen was an all-America quarterback at Fresno City Junior College in 1975. He continued his collegiate career as a QB at North Carolina, where he lettered from 1977-78, as the school earned Peach and Liberty Bowl bids. Christensen holds a bachelor's degree in industrial relations from North Carolina.

Christensen was born on January 28, 1956 in Covina, Calif. Christensen and his wife, Debbie, have three daughters: Rachel, Rebecca and Ruth.

PERSONAL DATA:

College: Fresno City Junior College 1975; North Carolina 1976-78.

Coaching Career: Mississippi 1979; East Tennessee State 1980-82; Temple 1983-85; East Carolina 1986-88; Holy Cross 1989-90; South Carolina 1991; Maryland 1992-93; Clemson 1994-95; Tampa Bay Buccaneers 1996-2001.



CHRIS FOERSTER

Tight Ends

Chris Foerster enters his first season as tight ends coach of the Colts. Foerster joined Indianapolis from Tampa Bay, where he served six seasons as offensive line coach.

Foerster joins a Colts attack that has produced solid play from the tight ends in both the passing and rushing attack. Foerster's line featured three new starters in 2000, and he molded a unit that paved the way for Tampa Bay to average a club-record 4.2 rushing average. RB-Warrick Dunn rushed for a career-high 1,133 yards and eight touchdowns, and the unit helped the offense set club records for points and touchdowns. The rushing attack gained 2,066 yards, third-best in the NFC and the fourth-best seasonal total in franchise history.

In 1999, the line helped RBs-Mike Alstott and Warrick Dunn form the lone NFL rushing duo to surpass 1,000 yards from scrimmage. In 1998, the line helped orchestrate the second-best rushing total (2,148) in club history, enabling the Buccaneers to finish second in the NFC in rushing, while allowing just 28 sacks. In 1997, Tampa Bay finished fifth in the league in sacks allowed (32). Foerster's five starters in 1996 played together in just one game but still yielded just 30 QB takedowns.

Foerster joined the Minnesota Vikings in 1993 as assistant offensive line coach and also helped with the tight ends in 1994. In 1995, he was promoted to tight ends/assistant offensive line coach. In 1994, Minnesota gained a club-record 5,848 yards (since broken) and permitted just 31 sacks in 704 pass attempts. That ratio of a sack for every 22.7 attempts was the second-best in team history.

In 1992, Foerster worked as the offensive line coach at the University of Minnesota. That season, the Gophers set a school mark for completions, while also leading the Big Ten in passing yards. From 1988-

91, Foerster assisted with the offensive line and coached special teams at Stanford, working the last three years for then-Cardinal head coach Dennis Green. While Foerster was at Stanford, T-Bob Whitfield developed into an All-America and 1992 first-round draft choice, and FB-Tommy Vardell set a school career and single-season record for rushing TDs. Foerster began his college coaching career at Colorado State in 1983 as a graduate assistant. He was promoted to offensive line coach the following season and remained there through 1987.

Foerster played center at Colorado State from 1979-82, originally as a walk-on before earning a starting job and a scholarship as a sophomore. In his senior year, the Rams set a school record for passing yards in a season. The previous year, Foerster was named as CSU's outstanding scholar-athlete. Foerster earned his bachelor's degree in history from Colorado State.

Foerster was born on October 12, 1961 in Milwaukee, Wisc., but grew up in Tucson, Ariz. He and his wife, Michelle, have three children: Kathleen, Jake and Micah.

PERSONAL DATA:

College: Colorado State 1979-82.

Coaching Career: Colorado State 1983-87; Stanford 1988-91; Minnesota 1992; Minnesota Vikings 1993-95; Tampa Bay Buccaneers 1996-01.



RICHARD HOWELL

Assistant Strength and Conditioning

Richard Howell is in his third season with the Colts as assistant strength and conditioning coach. Howell is responsible for assisting strength and conditioning coach Jon Torine in all aspects of the club's conditioning program. He previously served as a graduate assistant at North Carolina in the strength and conditioning department since 1998.

Howell was the head strength and conditioning coach for the Barcelona Dragons of NFL Europe in 1999. He previously served as an assistant coach at Davidson College from 1994-98. He spent the summer of 1997 as an intern in the Carolina

Panthers scouting department.

Howell was a quarterback at Davidson (1990-93) and was the team captain as a senior. He holds five school records and finished his senior season ranked fourth nationally in scoring for Division I-AA football. He played one season for Akersberga in a Sweden professional league. He holds a bachelor's degree in biology/pre-med from Davidson. He was born in Bladenboro, NC. Howell and his wife, Karen, have a daughter, Alexis. They reside in Indianapolis.

PERSONAL DATA:

College: Davidson 1990-93.

Coaching Career: Davidson 1994-98; Barcelona Dragons 1999; North Carolina 1998-2000.



GENE HUEY

Running Backs

Gene Huey is in his 11th season as running backs coach with the Colts. Under Huey's guidance, RBs-Marshall Faulk and Edgerrin James have earned a combined five Pro Bowl berths. Additionally, James won NFL rushing titles in 1999 and 2000, and in 2001, RB-Dominic Rhodes (1,104) amassed the most rushing yards in NFL history by an undrafted rookie free agent.

Huey helped the Colts produce a league-best 10 individual 100+ rushing performances in 2001, as James and Rhodes each tallied five such efforts. James started the first seven games prior to a season-ending knee injury. Rhodes replaced

James and produced the third 1,000+ rushing season ever by a Colts rookie running back. James was named a Pro Bowl starter following each of his first two seasons. He rushed for a franchise-best 1,709 yards in 2000, while scoring 13 touchdowns. He was 63-594, 5 TDs receiving for a franchise sea-

sonal record 2,303 yards from scrimmage. He set club seasonal marks for "touches" (450), 100+ scrimmage yards games (15) and 150+ scrimmage yards games (7). James became only the 11th player in NFL history to win consecutive rushing titles. He has 24 100+ rushing efforts in 38 games, and is tied with RB-Eric Dickerson for the most 100+ rushing games in Colts history. From 1994-98, Faulk earned three Pro Bowl appearances and rushed for 5,320 yards and 42 touchdowns.

Huey joined the Colts after spending 1988-91 as an assistant at Ohio State. Huey tutored wide receivers for three seasons before working with the running backs in his final year with the Buckeyes.

Huey, 55, began his coaching career at Wyoming, his alma mater, as a graduate assistant in 1970. He was named head freshman coach in 1972. Huey moved to New Mexico in 1974 as receivers coach, then joined the staff of Tom Osborne at Nebraska following the 1976 season. Huey coached receivers at Nebraska until joining John Cooper's staff at Arizona State in 1987. He then moved with Cooper to Ohio State in 1988.

Huey played both defensive back and wide receiver at Wyoming, setting 13 receiving records. He is the only player in Western Athletic Conference history to win all-conference offensive and defensive honors. He was a co-captain and played on three conference championship teams. He was D5-69 of the St. Louis Cardinals and had NFL experience over the next two years with Minnesota and San Diego.

Huey was born July 20, 1947, in Uniontown, Pa. He is married to the former Dyan McClain of Boston, Mass. They reside in Indianapolis with their daughter, Laura Elizabeth (7), and son, Aaron Bennett (5).

PERSONAL DATA:

College: Wyoming 1966-69.

Coaching Career: Wyoming 1970-73; New Mexico 1974-76; Nebraska 1977-86; Arizona State 1987; Ohio State 1988-91; Indianapolis Colts 1992-present.



RON MEEKS

Defensive Coordinator

Ron Meeks enters his first season as defensive coordinator of the Colts. Meeks joined Indianapolis from St. Louis, where he served one season as secondary coach.

Meeks has coached 11 seasons in the NFL, and this coming season will be his 17th in coaching. In his NFL tenure, he developed a reputation as one of the NFL's top defensive backs coaches, having tutored Pro Bowl selections Ray Buchanan, Eugene Robinson, Darrell Green, Deion Sanders, Champ Bailey, Mark Carrier, Ashley Ambrose and Aeneas Williams.

This past season, Meeks helped revitalize the Rams' defense, which improved dramatically under a new staff and helped the team win the NFC Championship. The Rams ranked 23rd in the NFL defensively in 2000 and 3rd in 2001.

Meeks, 47, began his NFL coaching career with Dallas in 1991 as a defensive assistant. He was defensive backs coach with Cincinnati from 1992-1996 before moving to Atlanta, where he served in the same capacity from 1997-1999. He worked as Washington's defensive backs coach in 2000 before joining the Rams staff for last season.

Meeks has worked on two Super Bowl staffs – in St. Louis last season and in Atlanta in 1998.

The Rams last season improved from 27th against the pass to 10th, a season after the Redskins' secondary – coached by Meeks – ranked 2nd against the pass. The Falcons were one of three NFC teams to hold opponents under 200 yards passing a game in 1999. When the Falcons made the Super Bowl in 1998, two of Meeks' defensive backs – Buchanan and Robinson – made the Pro Bowl. The Bengals led the league in interceptions with 34 in 1996, Meeks' final season there.

Meeks' coaching career began in 1984 at his alma mater, Arkansas State, where he coached two seasons, 1984-1985. He spent 1986-1987 as defensive backs coach at Miami, then 1988 as defensive backs coach at New Mexico State. He was defensive backs coach at Fresno State in 1989-1990 before moving to the NFL.

Meeks played professionally in the Canadian Football League, with Hamilton (1977-1979), Ottawa (1979) and Toronto (1980-1981).

Meeks was born on August 27, 1954 in Jacksonville, Fla.

PERSONAL DATA:

College: Arkansas State 1975-76.

Coaching Career: Arkansas State 1984-85; University of Miami 1986-87; New Mexico State 1988; Fresno State 1989-1990; Dallas Cowboys 1991; Cincinnati Bengals 1992-1996; Atlanta Falcons 1997-1999; Washington Redskins 2000; St. Louis Rams 2001.



TOM MOORE

Offensive Coordinator

Tom Moore, a 39-year coaching veteran with 25 years of NFL experience, is in his fifth season as offensive coordinator of the Colts. Moore has 15 years experience as an offensive coordinator with three different NFL teams.

Under Moore's direction, the Colts have produced the three highest net yardage seasonal totals in club history (6,141, 2000; 5,955, 2001; 5,726, 1999) and have topped 5,000 yards in four straight seasons. The club set a franchise record with 429 points in 2000, and has topped 400 points in three straight seasons. The Colts boast the only NFL offense ever with a 4,000+ passer, and 1,000+ rushers and receivers in three consecutive seasons. QB-Peyton Manning, RB-Edgerrin James and WR-Marvin Harrison tallied the feat in 1999 and 2000, while Manning, Harrison and RB-Dominic Rhodes produced the effort in 2001. Manning (4,413, 2000; 4,135, 1999; 4,131, 2001) joins QBs-Dan Marino and Dan Fouts as the only players in NFL history with three consecutive 4,000+ seasons, while Harrison (115, 1999; 109, 2001; 102, 2000) joins WRs-Jerry Rice and Herman Moore as the only players in NFL history with three consecutive 100+ seasons. Additionally, Rhodes replaced an injured James in 2001 and produced the third 1,000+ rushing season ever by a Colts rookie running back (1,104) and the most rushing yards in NFL history by an undrafted rookie free agent. When Manning and James topped the NFL in their respective categories in 2000, it marked only the second time in NFL history (1937, Washington, QB-Sammy Baugh, RB-Cliff Battles) that one team had the passing and rushing champion.

Moore, 63 entered coaching at his alma mater, Iowa, from 1961-62. Following a two-year stint with the Army (1963-64), where he coached a division team in Korea and the post team at Fort Benning, Georgia, Moore served as offensive backfield coach at Dayton from 1965-68. He then served as offensive coordinator at Wake Forest (1969) and offensive backfield coach at Georgia Tech (1970-71) before assuming the offensive coordinator position at the University of Minnesota (1972-73). Following a one-year stint with the New York Stars in the World Football League (1974), Moore returned to Minnesota as offensive coordinator from 1975-76.

He entered the NFL with Pittsburgh and worked 13 years (1977-89) with the Steelers. Moore coached receivers from 1977-82 before assuming the role of offensive coordinator and quarterbacks coach (1983-89). He helped lead the Steelers to victories in Super Bowl XIII (35-31 over Dallas) and Super Bowl XIV (31-19 over Rams). He moved to the Minnesota Vikings (1990-93), serving as assistant head coach/quarterbacks (1990), assistant head coach/offensive coordinator (1991) and receivers coach (1992-93). He then joined the Detroit Lions as offensive coordinator (1994-96). During that three-year span, Barry Sanders ran for nearly 5,000 yards (5.2 avg.). His 1995 Lions' offense led the NFL in total offense (6,113 yards, 382.1 ypg.) and became the first team in NFL history to have two receivers post 100+ catches (Herman Moore, 123-1,686, 14 TDs; Brett Perriman (108-1,488, 9 TDs). Moore and Perriman's 3,174 combined receiving yards set an NFL record for most receiving yards in a season by two players on the same team.

Moore was a quarterback at Iowa (1957-60). He was born November 7, 1938, in Owatonna, Minn. He is married to the former Emily Dickerson of Charlotte, N.C. They have a daughter, Terry (37), and a son, Danny (34).

PERSONAL DATA:**College:** Iowa 1957-60.**Coaching Career:** Iowa 1961-62; Dayton 1965-68; Wake Forest 1969; Georgia Tech 1970-71; Minnesota 1972-73, 1975-76; New York Stars (WFL) 1974; Pittsburgh Steelers 1977-89; Minnesota Vikings 1990-93; Detroit Lions 1994-96; New Orleans Saints 1997; Indianapolis Colts 1998-present.**HOWARD MUDD**

Offensive Line

Howard Mudd is in his fifth season as offensive line coach of the Colts, his 29th consecutive season as an NFL offensive line coach. He previously served in the same capacity with Seattle from 1993-97.

The offensive line has allowed QB-Peyton Manning to be sacked only 64 times in the last 48 games, the lowest total in the NFL. RB-Edgerrin James won NFL rushing titles in 1999 and 2000, and has produced 24 100+ rushing games in 38 career outings. In 2001, free agent RB-Dominic Rhodes was 233-1,104, 9 TDs rushing/34-224 receiving, 1,328 scrimmage yards to produce the best season ever by an undrafted free agent RB in NFL history. The line helped the Colts produce 10 individual 100+ rushing performances (5, James; 5, Rhodes) in 2001, the most by any NFL team. The 10 individual 100+ games tied the club seasonal-best of 10 in 1999, while the club did it 9 times in 2000. Thus, since 1999, the club's offensive line has helped Manning produce the 3 highest seasonal yardage passing totals in franchise history (4,413, 2000; 4,135, 1999; 4,131, 2001), while becoming only the third QB in NFL history to post three consecutive 4,000+ seasons. The line helped James win two rushing titles (1,553; 1999; 1,709, 2000) and allowed Rhodes (1,104) to become the most productive NFL rookie undrafted free agent. Last year marked the fifth straight season the club has had a 1,000+ rusher, while the team has had 29 100+ individual rushing performances in the past 48 games. The line helped WR-Marvin Harrison (115-1,663, 1999; 102-1,413, 2000; 109-1,524, 2001) produce the three finest reception and yardage seasons in club history, while allowing him to join WRs-Jerry Rice and Herman Moore as the only NFL players with three consecutive 100+ reception seasons. The Colts have surrendered 64 sacks from 1999 to the present and 86 from 1998 to the present, both the lowest totals in the NFL during those spans.

During Mudd's tenure at Seattle, the Seahawks rushing attack ranked among the NFL's best from 1993-96 (1993: 1st in AFC, 4th in NFL; 1994: 2nd in AFC, 2nd in NFL; 1995: 2nd in AFC, 3rd in NFL; 1996: 5th in AFC, 5th in NFL) despite not starting the same five-man unit in two consecutive seasons. The 1997 Seahawks ranked first in the NFL in passing and third in the NFL in total offense.

Mudd, 60, entered coaching as the offensive line coach at the University of California (1972-73). He entered the NFL with San Diego in 1974 and his NFL offensive line coaching stints have been with the Chargers (1974-76), San Francisco 49ers (1977), Seattle Seahawks (1978-82; 1993-97), Cleveland Browns (1983-88) and Kansas City Chiefs (1989-92). In 1985 at Cleveland, his linemen paved the way for running backs Kevin Mack and Earnest Byner to each surpass 1,000 rushing yards, only the third pair of backs on the same team to do so in NFL history (Larry Csonka/Mercury Morris, Miami, 1972; Rocky Bleier/Franco Harris, Pittsburgh, 1975).

Mudd was a starting guard and team captain at Hillsdale (Mich.) College (1960-63). He holds a bachelor's degree in biology and is a member of the NAIA Hall of Fame. He had a seven-year NFL playing career with San Francisco (1964-69) and the Chicago Bears (1969-71). He was traded to the Bears in 1969, suffered a knee injury, and retired following the 1971 season. Mudd was a three-time Pro Bowl starter (1966-68) and twice earned first-team all-NFL honors (1967-68). He was named to the NFL All-Decade Team of the 1960s and was a member of the 49ers All-Golden Era Team (1966-70).

Mudd was born February 10, 1942, in Midland, Mich. He is married to the former Shirley Ball of Seneca, Missouri. They have a daughter, Ami (31), and sons, Adam (24) and Darren (34).

PERSONAL DATA:

College: Hillsdale (Mich.) College 1960-63.

Playing Career: San Francisco 49ers 1964-69; Chicago Bears 1969-71.

Coaching Career: California 1972-73; San Diego Chargers 1974-76; San Francisco 49ers 1977; Seattle Seahawks 1978-82, 1993-97; Cleveland Browns 1983-88; Kansas City Chiefs 1989-92; Indianapolis Colts 1998-present.

MIKE MURPHY

Linebackers

Mike Murphy is in his fifth season as linebackers coach of the Colts, his 18th season in the NFL. Murphy previously served as linebackers coach with Seattle from 1995-97.

Murphy's 2001 linebacking unit was led by Mike Peterson, Rob Morris and Marcus Washington. Murphy has helped guide Peterson into being one of the top young linebackers in the league, while Morris and Washington each started during their second career seasons. Peterson totaled 85 tackles, but missed seven games with a knee injury. Morris (128) and Washington (119) led the teams in tackles. Veteran



Ryan Phillips started six games in Peterson's absence.

Murphy, 57, started his coaching career at Woonsocket (South Dakota) High School and also coached at Mapleton High School in Denver, Colorado, and at Fairview High School in Boulder, Colorado. He entered the collegiate coaching ranks as the defensive line coach at the University of Vermont (1970-73) before moving to Idaho State (1974-76), where he coached the defensive line in 1974-75 before serving as defensive coordinator in 1976. He then coached linebackers at Western Illinois University from 1977-78. Murphy was defensive coordinator with the Saskatchewan Roughriders of the Canadian Football League from 1979-83 and was defensive line coach of the Chicago Blitz of the United States Football League in 1984. He entered the NFL with the Detroit Lions, where he coached linebackers from 1985-89 before coaching inside linebackers with the Arizona Cardinals from 1990-93. He worked in the Pro Personnel Department of the Carolina Panthers in 1994 before joining Seattle.

Murphy played guard and linebacker at Huron University in Huron, South Dakota. He was born September 25, 1944, in New York, N.Y. He is married to the former Gaye Groethe of Rapid City, South Dakota. They have a son, Sam (31), and daughters, Sarah (28) and Heather (18).

PERSONAL DATA:

College: Huron University 1963-66.

Coaching Career: Woonsocket (South Dakota) High School 1966-67; Mapleton (Denver, Colo.) High School 1968; Fairview (Boulder, Colo.) High School 1969; Vermont 1970-73; Idaho State 1974-76; Western Illinois 1977-78; Saskatchewan Roughriders (CFL) 1979-83; Chicago Blitz (USFL) 1984; Detroit Lions 1985-89; Arizona Cardinals 1990-93; Seattle Seahawks 1995-97; Indianapolis Colts 1998-present.

RUSS PURNELL

Special Teams

Russ Purnell enters his first year as special teams coach of the Colts. Purnell joined Indianapolis from Baltimore, where he served in the same capacity for the past three seasons.

Purnell is a 17-year NFL coaching veteran and this season will mark his 31st overall year in coaching. Under Purnell's guidance, K-Matt Stover made the Pro Bowl following the 2000 season, while KR-Jermaine Lewis was tabbed for the honor this past season. Both Stover and Lewis prospered under Purnell's tutelage. Stover was



93-107 in FGs during the past three seasons, a solid 86.9% success rate. Lewis was 42-12.4 PR and 42-24.7 KOR this past season, plus had an 84t KOR burst in Super Bowl XXV against the New York Giants. Purnell will work with Colts K-Mike Vanderjagt, the most accurate field goal kicker in NFL history (114-130, 87.7%). Additionally with the Ravens, P-Kyle Richardson topped the NFL in kicks inside the 20 in 1999 (39) and 2000 (35), while leading the AFC (29) in 2001. Baltimore topped the NFL with a 15.8 PR average in 2000, while Lewis (36-16.1) recorded the highest seasonal average for any player with 30 PR in NFL history.

Purnell spent four seasons with the Houston/Tennessee Oilers (1995-98), after spending nine seasons (1986-94) with the Seattle Seahawks. With the Seahawks, Russ was the tight ends/assistant special teams coach in 1987, before taking over the special teams and tight ends in 1992.

Purnell entered the collegiate coaching ranks in 1970 as a graduate assistant at his alma mater, Whittier College. He coached for four seasons at Southern California as special teams and tight ends coach before joining the Seahawks as a offensive special assignments coach in 1986.

Purnell played at Orange Coast J.C. and transferred to Whittier College. He started his coaching career at Corona del Mar H.S. in 1972 and then coached at Edison High from 1973-81, before joining USC.

Purnell was born on June 12, 1948 in Chicago, Ill. Purnell and his wife, Jill, have three children: Timothy and twins Erin and Jonathan.

PERSONAL DATA:

College: Orange Coast (Calif.) JC 1966-67; Whittier College 1968-69.

Coaching Career: Corona del Mar High School 1972; Edison High School 1973-81; Southern California 1982-85; Seattle Seahawks 1986-94; Houston/Tennessee Oilers 1995-98; Baltimore Ravens 1999-2001.



DIRON REYNOLDS

Defensive Quality Control

Diron Reynolds enters his first season as defensive quality control coach of the Colts. Reynolds joined Indianapolis from Indiana University, where he served one season as defensive tackle coach.

Reynolds, 31, enters his first season in the NFL after three years as an assistant on the collegiate level. He joined Indiana after serving two seasons as outside linebacker coach at Wake Forest.

Reynolds also served as a graduate assistant at Wake Forest from 1997-98. During that time under Head Coach Jim Caldwell, now the Colts' quarterback

coach, he assisted the defensive line, worked closely with the offensive scout team and assisted with the program's video operation.

Reynolds played linebacker at Wake Forest from 1989-93, earning four letters after redshirting as a freshman in 1989. He played on Wake Forest's 1992 Independence Bowl champion unit.

After graduating with a degree in communications, Reynolds spent two seasons as an assistant coach in football, basketball and track at Brooklyn-Cayce High School in Columbia, S.C.

Reynolds is the brother of former Florida State defensive end Jamal Reynolds, now with the Green Bay Packers. Another brother, Rashad, played inside linebacker at Rice from 1994-98. His father, William, played defensive end at South Carolina State. Reynolds holds a master's degree in liberal arts from Wake Forest.

Reynolds was born on February 23, 1971 in Aiken, S.C. Reynolds is single.

PERSONAL DATA:

College: Wake Forest 1989-93.

Coaching Career: Wake Forest 1997-2000; Indiana 2001.



JOHN TEERLINCK

Defensive Line

John Teerlinck enters his first season as defensive line coach of the Colts. Teerlinck joined Indianapolis from Denver, where he served as pass rush specialist for the past five seasons.

Teerlinck, 50, has coached in the NFL the past 13 seasons and this season will mark his 23rd season in coaching, his 17th in the professional ranks. Teerlinck has coached on two Super Bowl champions – Denver in 1997 and 1998 – and in his first three seasons with the franchise, the Broncos increased their sacks total each season. DT-Trevor Pryce emerged as a Pro Bowl selection during Teerlinck's stint with the team. Denver

led the AFC in sacks over the past five seasons.

Before joining Denver, Teerlinck spent 1995-96 with Detroit as assistant head coach/defense, with the Lions posting 42 sacks in 1995, compared to 28 the season before his arrival. In 1995, the Lions led the NFC in total yardage lost by sacks. Teerlinck spent 1992-1994 with Minnesota, where he worked each season under then-Vikings defensive coordinator Tony Dungy. Three of four linemen he coached there were named All-Pro and in 1994, the Vikings led the NFL with 68.1 rushing yards allowed per game, the fourth-lowest total in league history. The Vikings led the NFL in total defense in 1993 and finished 5th in 1994.

Teerlinck served 1991 with the Los Angeles Rams and 1989-90 with Cleveland. Teerlinck has the distinction of coaching two conference defensive players of the year (Michael Dean Perry, Cleveland, 1989; Chris Doleman, Minnesota, 1992). He also coached John Randle, a consensus All-Pro in 1993-1994, in his developing years, after Randle was signed by the Vikings as an undrafted rookie free agent.

Teerlinck began his professional coaching career in 1983 under the late George Allen with the USFL's Chicago Blitz, who later became the Arizona Wranglers. The team led the USFL in defense and sacks in each of his three seasons. Teerlinck's players held nine of the 12 All-USFL defensive line spots during the league's three-year existence.

Teerlinck spent 1980-82 at Illinois under Mike White. During his tenure, the Fighting Illini had back-to-back winning seasons (1981-82) and played in their first bowl game since the early 1960s. Teerlinck spent 1978-79 as the defensive coordinator at Eastern Illinois. In 1978, the Panthers won the Division II national title. His first job in coaching was at Iowa Lakes Junior College in 1977.

Teerlinck was a D5-74 choice by San Diego in 1974. He started two games at defensive end as a rookie. He started five of the first six games in 1975 before sustaining a knee injury that ended his playing career two years later.

Teerlinck earned little All-America honors and was co-captain as a senior at Western Illinois. He was the team's defensive MVP after posting 122 tackles and 14 sacks in 1973. He is a member of the Western Illinois Hall of Fame and still shares the school record for most sacks in a single game (four).

Teerlinck, a native of Rochester, N.Y., was named All-Chicago Catholic League at Fenwick High School. He holds a bachelor's degree in physical education from Western Illinois and earned a master's degree in education from Eastern Illinois. In 1986, he opened a successful brokerage business in Phoenix, Ariz.

Teerlinck was born on April 9, 1951 in Rochester, N.Y. Teerlinck and his wife, Sue, have five children: Ann, Bill, Mark, Molly and Mary.

PERSONAL DATA:

College: Western Illinois 1970-1973.

Coaching Career: Iowa Lakes Junior College 1977; Eastern Illinois 1978-79; University of Illinois 1980-82; Chicago Blitz 1983-84; Arizona Wranglers 1985; Arizona Outlaws 1986; Cleveland Browns 1989-90; Los Angeles Rams 1991; Minnesota Vikings 1992-94; Detroit Lions 1995-96; Denver Broncos 1997-2001.



RICKY THOMAS

Offensive Quality Control

Ricky Thomas enters his first season as offensive quality control coach of the Colts. Thomas joined Indianapolis from Tampa Bay, where he served the past five seasons. He assists Offensive Line Coach Howard Mudd, as well as other areas of offensive preparation.

Thomas most recently served as the tight ends coach with Tampa Bay from 1999-2001. In the last three seasons, his tight end group was known for its physical run-blocking and proficiency in the red zone. Under Thomas' guidance, TE-Dave Moore posted his three best seasons, culminating with a career-high 35 receptions and a

team-leading four touchdowns in 2001.

Thomas, 37, entered coaching as the secondary coach at Marion Military Institute in 1988-89, before serving as the academic advisor for the football and men's basketball teams at Alabama in 1989-92. From 1992-96, Thomas was a faculty member at the McCallie School in Chattanooga, Tenn., teaching human development and coaching football, wrestling and track and field. In addition, Thomas served as the dorm head of North Hutch dormitory. During this time, he completed his master's degree in education at Tennessee-Chattanooga. In 1996, Thomas spent one season as graduate assistant at Kentucky, prior to serving a short stint as Gardner Webb's defensive backs coach. He entered the NFL in 1997 with Tampa Bay and served as the offensive assistant from 1997-98.

Thomas was a four-year starter at strong safety at Alabama, where he earned a bachelor's degree in health and physical education. Thomas also was a member of the All-SEC Academic Team and the recipient of the Jerry Duncan "I Like to Practice Award" as a senior. Long associated with the Fellowship of Christian Athletes, Thomas served as co-president in 1985-86.

Thomas was born on March 29, 1965 in Niceville, Fla. Thomas and his wife, Kimberly, have two children. They reside in Indianapolis.

PERSONAL DATA:

College: Alabama 1983-86.

Playing Career: Seattle Seahawks 1987.

Coaching Career: Marion Military Institute Junior College 1988-89; McCallie HS 1992-96; Kentucky 1996; Gardner Webb 1997; Tampa Bay Buccaneers 1997-01.



JON TORINE

Strength and Conditioning

Jon Torine is in his fifth season as strength and conditioning coach of the Colts. Torine oversees all aspects of the club's strength and conditioning program, including the club's four-month off-season conditioning program. He previously served as a conditioning assistant with the Buffalo Bills from 1995-97, where he was involved with all aspects of the Bills strength, conditioning and nutritional programs.

In his position with the Colts, Torine has the primary responsibility of developing a year-round strength and conditioning routine to prevent injuries. Torine supervises players' diet/nutritional needs. He also assists the team's medical staff with the rehabilitation of injured players. Torine served on the panel for the fourth-annual USOC and American College of Sports Medicine convention in 1999.

Torine played football at Springfield (Mass.) College. He received his bachelor's degree in exercise science. Torine and his wife, Ilana, reside in Carmel.

PERSONAL DATA

College: Springfield (Mass.) College 1992-95.

Coaching Career: Buffalo Bills 1995-97; Indianapolis Colts 1998-present.



ALAN WILLIAMS

Defensive Backs

Alan Williams enters his first season as defensive backs coach with the Colts. Williams joined Indianapolis from Tampa Bay, where he served the past season as a defensive assistant.

Williams served with the Buccaneers after spending the previous five seasons as an assistant coach at William & Mary. Williams, a former standout running back for William & Mary, coached defensive backs for the last three years (1998-2000) after tutoring running backs for each of his first two campaigns from 1996-97. In two seasons as running backs coach, Williams helped guide RB-Alvin Porch to consecutive

1,000-yard rushing seasons (a school first) and two all-conference awards, including first-team honors in 1996. Williams later tutored three defensive backs to all-conference recognition.

Williams joined William & Mary from Norview High School, where he worked from 1992-95 as the assistant head coach for running backs and defensive backs. In addition to his football duties, he also served as the head track and field coach for three seasons.

Williams graduated from William & Mary in 1992 after gaining 2,559 yards of total offense (1,220 yards rushing and 1,331 receiving) from 1988-91. In 1991, he led the team in receptions (57-598) and was second in rushing (104-439). Williams owns the school's single-game post-season record with four touchdowns (3 rushing/1 receiving) against Massachusetts in the Division I-AA playoffs.

Williams is a native of Norfolk, Va. Williams and his wife, Lisa, have one son, Christian (11/6/01).

PERSONAL DATA:

College: William & Mary 1988-91.

Coaching Career: Norview HS 1992-95; William & Mary 1996-00; Tampa Bay Buccaneers 2001.



FOOTBALL OPERATIONS



DOM ANILE

Director of Football Operations

Dom Anile is in his fifth year as the Colts' Director of Football Operations. He previously served as Director of Player Personnel of the Carolina Panthers from 1994-97, where he and his staff of college scouts provided the foundation for the Panthers' drafts.

Anile was a three-year letter winner in football and baseball at C.W. Post and graduated with a degree in history in 1959 after captaining the football team for two years and earning MVP honors as a senior. He attended graduate school at Brooklyn College before entering football as an assistant coach at his alma mater

from 1962-67. He took over the head coaching duties in 1968 and became one of the most successful coaches in Division II history, producing a 84-33-1 (.716) record over his 12-year tenure (1968-79). He twice won the Lambert Bowl as the East's top team and never had a losing season. Selected as Eastern Coach of the Year in 1973, he was also picked as New York's Metropolitan Coach of the Year four times. He served as offensive coordinator at Columbia University from 1980-82 before joining the Cleveland Browns from 1983-93, serving the final three years as Director of College Scouting. He was given the Lifetime Achievement Award by the All-American Football Foundation in 1997. He was inducted into the C.W. Post Hall of Fame several years ago.

Anile was born December 19, 1937, in Brooklyn, N.Y. He has four children: Dom Jr. (3/1/61), Theresa (9/14/64), Gary (12/5/66), Jennifer (7/7/77) and eight grandchildren. He resides with his wife, Carol, in Indianapolis.



CLYDE POWERS

Director of Pro Player Personnel

Clyde Powers is in his 23rd season with the Colts organization, his eighth as Director of Pro Player Personnel. He is in his 20th season as a member of the Colts' Personnel Department after working for two seasons as an assistant coach for special assignments. He served from 1982 to 1985 as a College Scout before being named Director of Pro Personnel on May 31, 1985. He remained in that capacity until 1987. He also served in that capacity in 1993.

Powers joined the Colts after six years in the NFL as a defensive back with the New York Giants and Kansas City. He was a fifth-round 1974 draft pick of the Giants. He played four seasons with the Giants and briefly for the Chiefs in 1978. He spent the 1979 season on injured reserve with Kansas City. Powers lettered three years (1971-73) at Oklahoma and helped the Sooners to a 32-2-1 record while earning All-Big Eight honors at cornerback as a senior. He was born August 19, 1951, in Pascagoula, Mississippi.



CHRIS POLIAN

Assistant Director of Football Operations

Chris Polian is in his second season as Assistant Director of Football Operations, his fifth with the Colts. He was the club's Director of Pro Scouting from 1998-2000. He previously served from 1994-1997 with the Carolina Panthers (1994-96, Pro Scout; 1997 Pro Personnel Coordinator). He was an assistant in player personnel for the Sacramento Gold Miners in 1993.

He earned a bachelor's degree in communications from John Carroll University in 1993, where he played four years of varsity football.

Polian was born October 7, 1971, in New York City. Polian is married to the former Debbie Deck of Mooresville, N.C. They reside in Indianapolis.



STEVE CHAMPLIN

Director of Player Development

Steve Champlin is in his fifth season as the Colts' Director of Player Development. He helps coordinate player programs, training camp, team travel and assists club President Bill Polian with the salary cap.

Champlin previously worked two years with the Carolina Panthers as Director of Football Administration after spending seven years with the Buffalo Bills. He served as the Bills' Manager of Engineering and Maintenance for two years and as Director of Stadium Operations for five years. He supervised all stadium services and employees in addition to coordinating all events at Rich Stadium and all

football game day operations.

Champlin joined the Bills after four years with the Marriott Corporation following a six-year tour in the United States Navy during which he was awarded the Navy Achievement Medal in 1980. A 1976 graduate of the Naval Academy, Steve earned a bachelor of science degree in analytical management and general engineering while serving as co-captain of the Midshipmen hockey team.

Champlin was born June 28, 1954, in Oklahoma City, Okla., and is married to the former Mary Beth Philips of Buffalo. They have two daughters, Meghan (17) and Callie (14), and a son, Stephen (11).



JOHN BECKER

Coordinator of Player Personnel

John Becker is in his third season as Coordinator of Player Personnel. He previously served as Director of College Scouting for the St. Louis Rams from 1992-99.

Becker previously joined the Colts in 1985 and was the team's quarterback coach from 1985-86 and offensive coordinator from 1987-88. He was offensive coordinator for the Seattle Seahawks from 1989-91. He entered the professional ranks with Philadelphia (1980-83), and was quarterbacks coach at Buffalo in 1994. As an undergraduate at Cal-State Northridge, Becker began coaching at Crespi High School in Encino, Calif. He was named freshman coach at UCLA in

1970 and was an assistant at New Mexico State in 1971 and at New Mexico from 1972-73. He served as head coach at Los Angeles Valley College from 1974-76 before being named offensive coordinator at Oregon from 1977-79.

Becker and his wife, Kathy, reside in Enterprise, Ore., with their two daughters, Kristine and Karen, and son, John.



MIKE BUTLER

Director of College Scouting

Mike Butler is in his third season as Director of College Scouting, his 16th season with the Colts. He was promoted to Director of College Scouting in May of 2000, after serving one season as Regional Director. He previously was an area scout for 12 seasons. He joined the club in 1987 from the Pittsburgh Steelers, where he was a member of the personnel department since 1983. Butler was a fullback and center at West Virginia. He received his bachelor's degree in fine arts at Indiana University (Pa.) in 1983. Butler, 43, is the son of Jack Butler, a former all-pro defensive back for the Pittsburgh Steelers and current director of the BLESTO Scouting Combine. Butler and his wife, Shari, reside in Pittsburgh, Pa.



TOM TELESKO

Pro Scout

Tom Telesco is in his second season as a pro scout, his fifth season with the Colts. He was an area scout from 1998-00. He previously served from 1995-97 with Carolina (1995-96 as a scouting assistant; 1997 as an area scout). He also worked as a summer intern for the Buffalo Bills (1991-94). Telesco was a three-year letterman at wide receiver for John Carroll University and helped the Blue Streaks to an Ohio Athletic Conference title in 1994. He graduated in 1995 with a business management degree. Telesco was born December 12, 1972, in Buffalo, New York. He is married to the former Larah Connolly of Queensbury

N.Y. and they reside in Carmel.



DAVID CALDWELL

Area Scout

David Caldwell is in his fifth season as an area scout for the Colts. He spent 1996-97 as a scouting assistant with the Carolina Panthers. Caldwell graduated from John Carroll University in 1996 with a bachelor's degree in finance/business administration. He was a three-year letterman as an outside linebacker and helped the Blue Streaks to an Ohio Athletic Conference title in 1994. Caldwell was born February 14, 1974, in Buffalo, New York. Caldwell is married to Joelle Puricelli and resides in Indianapolis.



TOM GAMBLE

Area Scout

Tom Gamble is in his fifth season as an area scout for the Colts. He worked in 1997 as a part-time college scout for the Carolina Panthers while also working as a pro scout with the Baltimore Ravens. He obtained a B.S. from High Point University in 1987 and an M.S. from Rowan University in 1988. Gamble entered the NFL as an assistant in the player personnel department of the Philadelphia Eagles in 1986. He stayed with the Eagles through 1994, serving as an area scout, handling contract negotiations, and later as Director of Pro Scouting. He served as a defensive assistant/quality control coach with the New York Jets in 1995-96. Gamble was born February 14, 1963, in Cherry Hill, New Jersey, and

is married to the former Juliette Alfonsi of Springfield, Pennsylvania. They have two sons, Tom (6/16/95) and Gregory (12/6/97).



BOB GUARINI

Area Scout

Bob Guarini enters his fourth season as an area scout for the Colts. He previously worked as area scout for the Carolina Panthers from 1994-98.

His main responsibility with the Panthers was evaluating talent in the midwest, including the Big 10. He was offensive coordinator at Western Connecticut State University (1992-93) after spending the previous eight seasons at Davidson College in the same capacity (1984-91). He has also held coaching positions at the United States Merchant Marine Academy (1974-75), the New York Institute of Technology (1976), C.W. Post (1977-79), with Colts Director of Football

Operations Dom Anile, and Rutgers University (1980-83).

Guarini earned a bachelor's degree in physical education from the College of Sante Fe and a master's degree from Cortland State. Guarini and his wife, Janet, reside in Blue Point, N.Y.



PAUL ROELL

Area Scout

Paul Roell is in his 12th season with the Colts. He joined the club in 1991 after previously serving as an intern with Pittsburgh Total Scouting, a division of the Pittsburgh Steelers headed by Art Rooney, Jr. Roell played defensive back at Ohio Northern and attended Ohio State University for three years prior to transferring to Robert Morris and earning a degree in sport management in 1990. He scouted high school football in western Pennsylvania for Metro Index Scouting from 1987-89 and worked in the pro scouting division for BLESTO in 1990. Roell, 35, is married to the former Stacey Alcott of Oakley, Calif. They reside in Parkville, Mo. with their daughters Victoria Rae (12/26/94) and Katelin Maureen (1/17/98).



BILL SHUNKWILER

Area Scout

Bill Shunkwiler is in his fourth season as area scout for the Colts and 13th season in the NFL. He joined the club from the Baltimore Ravens where he worked in the scouting department since 1996. Shunkwiler has pro scouting experience with several NFL teams: Cleveland (1991-95), Tampa Bay (1990-91) and Dallas (1987-90). He also served as a scout for the Philadelphia Stars of the USFL (1982-84) and Chicago Fire of the WFL League (1973-75). In between scouting stints, he was offensive coordinator at Hiram College (1978-79) and offensive line coach at Thiel College (1985). He received his bachelor's degree from Ohio Northern and master's degree in education from Kent State. Shunkwiler and his wife, Edith, have six grown children and seven grandchildren and live in Warren, Ohio.



TODD VASVARI

Area Scout

Todd Vasvari is in his fifth season as an area scout with the Colts. He previously worked as an area scout with the Carolina Panthers from 1995-97. Vasvari played tight end and earned a bachelor's degree in economics from Bloomsburg University in 1991. He worked three training camps (1989-91) as an equipment assistant with the Buffalo Bills and then worked as a substitute teacher and assistant football coach at Phillipsburg (N.J.) High School from 1992-95. His father, Hal, was a scout with the Montreal Alouettes and coached at the United States Merchant Marine Academy. Vasvari was born March 20, 1969, in Phillipsburg, N.J., and is single.



BYRON LUSBY

Area Scout

Byron Lusby is in his sixth season in the Colts' scouting department, his fourth as an area scout. Lusby was an intern in the club's scouting department in 1998. He was hired as an area scout in 1999. Lusby graduated from the University of Oklahoma in 1995 with a bachelor's degree in Communication Sciences and Disorders. He was born August 21, 1972, in Lawton, Oklahoma. He is single and resides in Lewisville, Tx.



MATT TERPENING

Area Scout

Matt Terpening is in his fifth season in the Colts scouting department, his third as an area scout. He graduated from Xavier (Ohio) University in 1998 with a bachelor's degree in sports management. Terpening was a member of the Xavier basketball team that reached the NCAA tournament in 1997 and 1998. The Musketeers also captured the Atlantic-10 Conference Tournament championship in 1998. He served as a summer intern in the Colts public relations office in 1997. He was a ballboy for the club in high school. His father is Colts Executive Vice President Bob Terpening. Terpening was born June 25, 1976, in Baltimore, Maryland, and is single.



MIKE CHIURCO

Area Scout

Mike Chiurco is in his second season as an area scout, his fourth in the Colts' scouting department. He previously was defensive backs and quarterbacks coach at New Philadelphia (Ohio) High School (1997-99). Chiurco, 33, entered coaching as a student assistant at Ohio State University in 1989. He spent three years assisting with the defensive backs and quarterbacks. He left Ohio State to coach quarterbacks and defensive backs at Canton South High School (1992-95). He was offensive coordinator at Gateway High School in Kissimmee, Fla., from 1995-96. He coached defensive backs and quarterbacks at Tuscarawas High School from 1996-97. He has a bachelor's degree in education from Ohio State.

Chiurco was born May 25, 1968 in Carrollton, Ohio. Chiurco is married to Jocelyn Flogge of Zoar, Ohio and resides in Indianapolis.



HUNTER SMITH

Head Athletic Trainer

Hunter Smith is in his 20th year with the Colts. He was named the club's head athletic trainer in June of 1984. Smith served as the Colts' assistant athletic trainer during the 1983 season following a one-year stint as the head athletic trainer at William and Mary in 1982.

A Certified Athletic Trainer by the National Athletic Trainers Association, Smith presently serves on the Executive Council of the Indiana Athletic Trainers Association. He served as the AFC Head Athletic Trainer representative to the

Professional Football Athletic Trainers Society Executive Board from 1993-1997. He also was a member of the Gatorade Advisory Panel in 1998.

Prior to joining the staff at William and Mary, Smith served 10 years as an assistant professor in physical education and head athletic trainer at Salisbury University.

Smith earned his bachelor's degree in physical education from Florida State in 1971 and a master's degree in physical education and health from Tennessee Tech one year later. He served on the Board of Directors of the National Athletic Trainers Association from 1982 to 1984. Smith and Dave Hammer were honored as the 1990 Pro Football Athletic Training Staff of the Year by the Professional Football Athletic Trainers Society. Smith was born August 5, 1949, in Salisbury, Md., Hunter and his wife, Susan, have three children, Kelly (21), Brian (19) and Kevin (19). They reside in Brownsburg.



DAVE HAMMER

Assistant Athletic Trainer

Dave Hammer is in his 19th season as assistant athletic trainer, having joined the club in July of 1984. He currently serves on the NATA Honors and Awards Sub-Committee. He is the AFC Assistant Athletic Trainer representative on the PFATS Executive Council.

Hammer earned a master's degree in physical education at Syracuse in 1984, where he served as a graduate assistant athletic trainer. He also attended West Virginia from 1977-82 as a member of the undergraduate athletic training curriculum. Hammer spent the 1981 training camp as a member of the Colts' summer staff, along with serving with the club during parts of the 1981-83 seasons. Hammer and Hunter Smith were honored as the 1990 Pro Football Athletic Training Staff of the Year by the Professional Football Athletic Trainers Society.

Born in Pittsburgh, Pa. on May 10, 1959, Dave and his wife, Sharon, reside with their children, Christopher (13), and Ashlee (10) in Indianapolis.



DAVE WALSTON

Assistant Athletic Trainer

Dave Walston is in his tenth season with the Colts, his seventh as a full-time assistant athletic trainer. Walston earned a master's degree from West Virginia University and a bachelor's degree from Salisbury State College. He previously served as head athletic trainer at Bowie State University (1988-90) in Bowie, Maryland, and at Morningside College (1990-92) in Sioux City, Iowa.

He was born January 14, 1964 in Denton, Maryland. Walston resides with his son, Brayden (4), in Indianapolis.



JON SCOTT

Equipment Manager

Jon Scott is in his 21st season with the Colts. Scott joined the Colts in March, 1982, as assistant equipment manager and was elevated to head of the club's equipment staff in November of the same year.

Before joining the Colts on a full-time basis, Scott worked as assistant equipment manager at Arizona State University for two years. His association with the Colts began when he worked as an assistant to the equipment manager during the club's 1979 and 1980 summer training camps. Scott received a bachelor's degree in Physical Education from Michigan State University in 1979, where he served as a student equipment manager from 1975-79.

Born on December 18, 1956, Scott is a native of East Lansing, Michigan. Jon and his wife, Mischelle, reside with their children, Amber (23), Brooke (22) and Ian (11) in Avon.



MIKE MAYS

Assistant Equipment Manager

Mike Mays is in his 12th season as the Colts' assistant equipment manager. Mays joined the club full-time in June of 1991. His association with the Colts began in 1986 as a member of the club's summer training camp staff. He worked part-time as an equipment assistant during the 1989 and 1990 seasons. A native of Frankton, Ind., Mays was born March 11, 1962, and attended Anderson University. He and his wife, Sherri, reside with their daughter, Josie (11/1/00), in Pittsboro.



SEAN SULLIVAN

Assistant Equipment Manager

Sean Sullivan is in his seventh season with the Colts, his fifth as a full-time member of the equipment staff and first in this capacity. He was promoted in March, 2002. He spent the previous two seasons assisting the equipment staff and worked as a football operations intern with the Carolina Panthers in the summer of 1995. He graduated from Holy Cross College with an associates degree in liberal arts in 1994. Sullivan was born July 7, 1971, in Northport, New York. He is single and resides in Indianapolis.



MARTY HECKSCHER

Video Director

Marty Heckscher is in his 23rd season with the Colts. He has served as video director since 1983. He joined the club as assistant cinematographer in 1980 after serving one season as a part-time assistant. He worked as assistant equipment manager in 1981 and assistant cinematographer in 1982.

He was born January 21, 1956, in Baltimore, Maryland, where he attended Essex Community College. He and his wife, Stephanie, reside with their daughters, Morgan (18) and Regan (14), and son, Oliver (12), in Avon.



JOHN STARLIPER

Assistant Video Director

John Starliper is in his 20th season with the Colts' video department. He started with the club in 1983 and assists with the daily duties of videotaping and editing of tape for players and coaching staff game plans. He was born March 17, 1958, in Harpers Ferry, West Virginia. His wife, Jill, is a teacher and volleyball coach at Chatard High School in Indianapolis.



CRAIG KELLEY

Vice President of Public Relations

Craig Kelley is in his 18th season with the Colts, his fourth as Vice President of Public Relations. Kelley joined the Colts in January of 1985 as Assistant Director of Public Relations before being promoted to Director of Public Relations in 1987. Kelley oversees the club's football-related publications and all local and national media relations. He joined the Colts after working in 1982 and 1984 in public relations with the New Orleans Saints. Kelley has worked on the NFL public relations staff at 14 of the past 17 Super Bowls and at the 1991 Pro Bowl. In 1996, the Colts won the Pete Rozelle Award, an annual honor from the Professional Football Writer's Association to the NFL's top PR staff. A native of New Orleans, Louisiana, Kelley

holds a bachelor's degree in journalism from LSU and a master's degree in sports administration from Ohio University. Born July 4, 1959, Kelley and his wife, Katie, reside in Indianapolis.



MICHAEL ZUNK

Director of Security

Michael Zunk is in his third season with the Colts as Director of Security. Zunk was previously the Indianapolis Chief of Police from 1997-2000. In that capacity, he managed a department with more than 1,400 employees. His other experience includes Manager of Security Services for St. Vincent Hospitals (1991-97), Deputy Director, Security for Naval Air Warfare Systems (1988-91), District Commander for Indianapolis Police Department (1985-88), Criminal Intelligence Unit Commander for IPD (1978-85) and IPD Police Officer (1968-78). He holds two degrees from Indiana University, a bachelor of science in criminal justice and a master's degree in public administration. Zunk and his wife, Mary, have two children, Michael (30) and Teresa (28), and reside in Indianapolis.



VERNON CHEEK

Assistant Director of Public Relations

Vernon Cheek is in his first season with the Colts as Assistant Director of Public Relations. Cheek joined the Colts after serving in 2001 as Director of Community Relations with the New Orleans Saints. He served as the club liaison for the club's community relations efforts. He spent the 1998, 1999 and 2000 seasons as the Director of Publications for the Seattle Seahawks. Cheek is a 1991 graduate (bachelor's degree in mass communications) of Grambling State University, where he served as Sports Information Director/Marketing from 1995-98. He worked under legendary football coach Eddie Robinson. Cheek has worked on the NFL public relations staff of Super Bowls XXXI through XXXVI. He is a native of Chesapeake, Va.



BOB LAMEY

"Voice of the Colts"

Bob Lamey is in his 16th season as the club's radio play-by-play voice. Lamey also assist with projects in community relations, public relations, sales and marketing. Lamey was the Colts play-by-play voice from 1984-91 and from 1995-present. He obtained a B.A. in radio and television from Texas Christian University in 1960 and worked on master's degree at Ohio University in 1961. He was radio play-by-play voice of the Indianapolis Racers from 1974-77 and the Indiana Pacers from 1977-84. Lamey worked 23 years with WIBC Radio in Indianapolis, the last 15 as Sports Director. He was born December 23, 1938, in Chester, Pennsylvania. Lamey has three daughters, Becky (37), Gayle (34) and Sheryl (31) and resides in Indianapolis with his wife, Kimberly. He has three granddaughters.



TROY BIGELOW

Director of Football Information Systems

Troy Bigelow enters his fifth season with the Colts and sixth in the NFL. Bigelow previously served as systems analyst for one year with the Carolina Panthers in 1997. Prior to Carolina, he spent two years as a consultant designing and writing computer software for a small company in Rochester, N.Y. He worked three years with General Electric as a software developer. Bigelow is a 1992 graduate of Clarkson University where he earned a bachelor's degree in computer science and technical communications. Bigelow and his wife, Lori, reside in Fishers with son, Drew (11/21/95) and daughter, Taylor (5/23/98).



RYAN FANNIN

Network Administrator

Ryan Fannin is in his fifth season with the Colts, his third as network administrator. Fannin worked from 1995-97 as an intern in the Colts operations department. He was hired full-time by the Colts as a scouting assistant in 1998. He is a certified Microsoft Professional Plus Internet and earned his Microsoft Systems Engineer certification. Fannin attended IUPUI and majored in business. He was born July 23, 1976 in Greenfield, Ind. Fannin and his wife, Gina, reside in Wannamaker.



RYAN Cavanaugh

Scouting Assistant

Ryan Cavanaugh is in his second season in the Colts scouting department. Cavanaugh was hired in January, 2001 after spending the 2000 mini-camp and training camp in the club's operations department. He graduated from Appalachian State in December of 2000 with a bachelor's degree in commercial recreation. Cavanaugh was born August 27, 1978 in Raleigh, NC. He is married to the former Melissa Anne Searls of Greensboro, NC, and they reside in Indianapolis.



MARK ELLENZ

Scouting Assistant

Mark Ellenz is in his second season as Colts' scouting assistant. Ellenz joined the Colts in January, 2001. He previously served as assistant defensive backs coach at the University of Wisconsin-La Crosse in the fall of 2000. He graduated from Wisconsin-La Crosse in May of 2001 with a master of science degree in sport administration. In the spring of 2000, he served as an intern in the front office of the La Crosse River Rats of the Indoor Football League. Ellenz earned a bachelor's degree in business administration from the University of St. Thomas in 1998. He was a three-year letterman at strong safety. Following graduation, Ellenz spent the summer's of 1998 and 1999 as a training camp coordinator assistant with the New Orleans Saints. Ellenz was born January 11, 1975 in Milwaukee, WI. He is single and resides in Indianapolis.



KEVIN ROGERS

Scouting Assistant

Kevin Rogers is in his second season with the Colts as a scouting assistant. Rogers joined the Colts in 2001 after attending Villanova, where he played quarterback for four seasons on a Wildcats squad that finished the 1997 season ranked first with an 11-0 record, while winning the Atlantic-10 championship. He earned a degree in finance at Villanova. Rogers' father is a coach at Virginia Tech. Rogers was born February 3, 1979 in Columbus, Ohio. He is single and resides in Indianapolis.

ADMINISTRATION



LARRY C. HALL

Vice President of Ticket Operations

Larry Hall is in his 19th season with the Colts and 20th in the NFL. Hall was promoted to Vice President of Ticket Operations in February of 2000. He worked in the Cincinnati Bengals ticket office prior to becoming the Indianapolis Colts' first ticket manager in May, 1984. During his tenure in Indianapolis, Hall has implemented programs such as Colts Guest Relations and Select-a-Seat days. He obtained a marketing degree from the University of Cincinnati in 1982. Hall was born May 13, 1960, in Cincinnati, Ohio. Hall and his wife, Donna, reside with their son, Adam (17), and daughter, Lauren (12), in Carmel.



KURT HUMPHREY

Vice President of Finance

Kurt Humphrey is in his 19th season with the Colts, his fourth as Vice President of Finance. Humphrey served the prior 15 seasons as Controller. In his role with the club, Humphrey oversees all daily financial business operations. He gained his accounting experience by working with the international accounting firm of Ernst and Young from 1979-82, and with the insurance company Baldwin and Lyons from 1982-84. He joined the Colts soon after the club's move to Indianapolis in 1984. Humphrey earned a bachelor's degree in accounting from Ball State University in 1979, and is a Certified Public Accountant. Humphrey, an avid golfer, has served on various Noble of Indiana Boards and Committees since 1986 and has been an active board member in various youth organizations in his community. Humphrey is a member of the American Institute of C.P.A.s. Humphrey was born August 19, 1957, in Muncie, Indiana. Humphrey has a son, Rob (22) and two daughters, Breanne (20) and Abby (16), and he resides in Avon.



TOM ZUPANCIC

Vice President of Business Development

Tom Zupancic is in his 19th season with the Colts, his third as Vice President of Business Development. Zupancic was named Director of Business Development in 1998. He served from 1984-98 as the Colts' Strength and Conditioning Coach. A graduate of Cathedral High School and Indiana Central University, Zupancic was inducted into the Indiana Football Hall of Fame as a player in 1998. He was given the Sagamore of the Wabash by Governor Evan Bayh in 1996. He serves on the boards of the Children's Bureau, Broken Wagon Ranch, PAL Club and the Speedway Exchange Club, and was one of 10 recipients of the 2000 Jefferson Award. He is on the Board of Trustees of the University of Indianapolis and the Board of 21st Century Charter School. He was named the NFL's Strength and Conditioning coach of the Year in 1995. He ranks 14th in the world among all-time super heavyweights with a 600-pound bench press (1988) and was an alternate on the 1980 and 1984 USA Greco Roman Olympic wrestling teams. Zupancic authored of book entitled, 'Strength and Conditioning for Football and Then Some,' and produced a video, 'Building Inner Strength.' He was born September 14, 1955, in Indianapolis. Zupancic and his wife, Carrie, reside in Indianapolis with their three children, Katie (12), Jake (11), and John Thomas (9).



NICOLE DUNCAN

Director of Community Relations/Marketing

Nicole Duncan is in her ninth season with the Colts, her sixth in the club's community relations department. She was promoted to Director of Community Relations and Promotions in February of 1999 after serving as Community Relations Manager since 1997. Duncan began her Colts career as an administrative assistant in team's public relations department. She was on the staff that won the 1996 Pete Rozelle

Award, an annual honor given to the NFL's top PR staff. Duncan obtained a B.A. in communications from Purdue in 1991. She is active in a variety of Indianapolis community service organizations, including Junior League of Indianapolis, Big Sisters and Rebuilding Together with Christmas in April. She was born January 26, 1970 in Arlington Heights, Ill. Duncan and her husband, Brian, reside in Indianapolis.



GREG HYLTON

Director of Ticket Sales/Marketing

Greg Hylton is in his sixth season with the Colts, his second as Director of Ticket Sales/Marketing. Hylton served as Director of Ticket Sales from 1998-00 and Group Sales Manager from 1997-98. He obtained B.A. in Communications and Psychology from Indiana University in 1990 and worked in the Indiana Pacers media relations department in 1990-91. Hylton worked with the Indianapolis Ice from 1991-97 (ticket sales rep. 1991-93; Director of Ticket Sales 1993-95; V.P. of Sales 1995-96; V.P. of Marketing 1996-97). He was born June 22, 1968, in Brownsburg, Ind. Hylton and his wife, Terri, reside with their daughters, Taylor (12/26/97), and Brynn (10/9/99), in Avon.



JAY SOUERS

Executive Director of Sponsorship Sales

Jay Souers is in his sixth season with the Colts, his third as Executive Director of Sponsorship Sales. Souers served as Director of Sponsorship Sales in 1999 and account manager in 1997-98. He obtained B.A. in marketing from Indiana University in 1977. He sold television advertising at WTTV-4 1995-96 and was sales manager at C.E.O. Magazine from 1993-94. He was born April 9, 1955 in Bloomington, Ind. Souers and his wife, Julie, have two sons, Kole (2/14/91), and Dakota (2/14/91) and a daughter, Amy (2/14/91), and reside in Fishers.



HERM STONITSCH

Controller

Herm Stonitsch is in his fourth season with the Colts. He worked from 1992-99 at Colt Realty, managing the team's real estate portfolio. Stonitsch obtained a B.S. in accounting from Lewis University and an M.B.A. from Northwestern University's J.L. Kellogg GSB. He worked at public accounting firm Ernst and Young from 1989-92. He has been Certified Public Accountant since 1988. He was born February 14, 1961 in Joliet, Ill. Stonitsch and his wife, Bobbie, reside in Indianapolis.

NFL IMPORTANT DATES

2002

June 1	Deadline for old clubs to send tender to unsigned unrestricted free agents to receive exclusive negotiating right for rest of season if player is not signed by another club by July 22.
June 1	Deadline for old clubs to send tender to unsigned restricted free agents or to extend qualifying offer to retain exclusive negotiating rights.
June 15	Deadline for old clubs to withdraw original qualifying offer to unsigned restricted free agents and still retain exclusive negotiating rights by substituting tender of 110 percent of previous year's salary.
July 22	Signing period ends at 4:00 p.m. ET for unrestricted free agents who received June 1 tender.
July 28	Colts training camp opens in Terre Haute, Indiana.
August 9-12	First full weekend of preseason games.
August 27	Roster cutdown to maximum of 65 players.
September 1	Roster cutdown to maximum of 53 players.
September 5-9	Kickoff 2002 weekend
December 28-30	Regular season ends

2003

January 4-5	Wild Card Weekend
January 11-12	Divisional Playoffs
January 19	Conference Championships
January 26	Super Bowl XXXVII, San Diego, California
February 2	AFC-NFC Pro Bowl, Honolulu, Hawaii

2002 COLTS STAFF



Dave Atkins
Facility Manager



Carol Ballinger
Receptionist/Assistant



Brad Beery
Sponsorship Sales
Account Manager



David Blume
Coordinator of
Business Info. Systems



Jett Branham
Media Manager/
Executive Sales Asst.



Chris Brelage
Sponsorship Sales
Account Manager



Kim Broad
Corporate Suite Mgr./
Marketing Asst.



Linda Brown
Asst. to the
Exec. Vice President



Kip Brownfield
Ticket Sales
Account/Event Mgr.



Cathy Catellier
Executive Assistant
to the Owner



Mary Clugston
Accounting/
Insurance Asst.



Jackie Cook
Assistant to the
Head Coach



Andrea Corso
Ticket Operations
Assistant



Scott Davis
Pavilion Manager



Joanna Edwards
Community Relations
Coordinator



Dave Filar
Purchasing
Administrator



Debbie Finn
Asst. to the
Director of Football
Operations



**Troy
Glendenning**
Building/Grounds



Matt Godbout
Sponsorship Sales
Account Manager



Lucy Ann Gossett
Coaching Assistant



Brian Healey
Sponsorship Sales
Account Manager



**Melanie
Heaviland**
Event Coordinator



Mike Hebenstreit
Special Assistant to
the Owner



**Pamela
Humphrey**
Public Relations Asst.



Sue Kelly
Assistant to the
President



Kevin Kirkhoff
Ticket Sales Account
Manager



George Kirkland
Administrative
Assistant



Heidi Klene
Travel Consultant



Tom Klootwyk, MD
Orthopedic Surgeon



Dave Liptak
Special Projects
Manager



Kristin
MacAllister
Merchandise
Coordinator



A.J. Mach
New Media
Coordinator



Michal Martin
Field Supervisor



Matt Mason
Retail Manager



Tina McKnight
Accounting
Assistant/Payroll



Doug Melton
Office Assistant



Gary
Misamore, MD
Orthopedic Surgeon



Traci Morgan
Asst. to the Sr. Exec.
Vice President



John Oehser
Colts.com Writer



Chris Owens
Program Production
Manager



Natalie Palmer
Ticket Sales/
Marketing Asst.



Bob Parenteau
Asst. Director of
Ticket Operations



Stefani Paul
Operations Assistant



Susie Peters
Sponsorship Sales
Assistant



Shelley Raper
Key Account Manager



Arthur C.
Rettig, MD
Orthopedic Surgeon



Doug
Robertson, MD
Physician



Jenny Schaeffer
Pro Shop



April Smith
Cheerleader
Choreographer



Pat Smith
Sponsorship Sales
Account Manager



Wade Smith
Building/Grounds
Assistant



Jamil Stafford
Ticket Operations
Assistant



Danny Thompson
Building/Grounds
Assistant



Tony Walker
Building/Grounds
Assistant

2002 INDIANAPOLIS COLTS PLAYERS





TROY ALBEA

Wide Receiver

5-11 215

Appalachian State

2nd Year With Colts, 1st in NFL

Free Agent-2001

Born: April 30, 1978



PRO: Signed as free agent on April 26, 2001.

2001: Placed on injured reserve with knee injury on August 9.

COLLEGE: Started nine of 26 games...saw action as both RB and WR...totaled 87-1,228, 14 TDs receiving and 81-494, 3 TDs rushing...was Don Hansen Division I-AA All-America choice used primarily at WR as **senior**...led team with 65-931, 10 TDs receiving...added 9-22-0 KOR...totaled career-high 11-177 in Division I-AA semifinal at Montana...was All-Southern Conference first-team... appeared in 12 games as **junior**, primarily at RB...totaled 81-494, 3 TDs rushing and 22-297, 4 TDs receiving... averaged 30.3 on KOR...rushed for 106 yards vs. Wofford...totaled 128 yards and two TDs at VMI...was 3-124, 3 TDs receiving vs. Chattanooga...played at Georgia Military College as **sophomore**...led team in receiving...was All-Region first-team...played at Georgia Military College as **freshman** and ranked second on team in receiving.

PERSONAL: Full name is Troy Tremaine Albea...born in Lincolnton, Ga....attended Lincoln County High School...team won Georgia Group A state championship as junior...named Augusta Chronicle All-Area as senior...single...resides in Lincolnton, Ga.



IDREES BASHIR

Defensive Back

6-2 198

Memphis

2nd Year With Colts

Draft-2a, 2001 (37th overall)

Born: December 7, 1978



GAMES STARTED/PLAYED: (2001, 15/15) Total 15/15

PRO: Pick was obtained from Dallas for D2-01 (52nd overall) and D3-01 (81st overall).

2001: Speedy, athletic rookie who started 15 games at FS...was inactive 11/25 vs. San Francisco...developed as season progressed into a productive hitter in the secondary...recorded 90 tackles, 62 solo, six passes defended and one interception...ranked fourth on team in tackles...made first career start in opener at NYJ 9/9, making three tackles... was seventh rookie in team history to start at DB in season opener and second rookie to start at FS...recorded six tackles and one pass defended vs. Oakland 10/14...recorded three solo tackles, one pass defended and recorded first career interception - a game-clincher in final three minutes - at Kansas City 10/25...recorded first career 10+-tackle game at New Orleans 11/18...recorded 10 tackles and one pass defended at Miami 12/10...had at least five tackles in 12 games and at least six tackles in nine outings...had at least five tackles in last nine consecutive games.

HONORS: Pro Football Weekly NFL All-Rookie Team.

COLLEGE: Three-year starter who began career at SS before switching to FS as junior...career statistics included 187 tackles, 105 solo, four ints. and 21 passes defended...started 11 games at FS as **junior**...ranked third on team with 65 tackles, 42 solo...led team with 13 passes defended along with two ints. and one FR...registered career-high 14 tackles and one int. at Army...had 100t int. return to set a school record for longest return...had seven tackles and one pass defended at Southern Mississippi...delivered seven tackles, one int. and one pass defended vs. Tennessee...recorded nine tackles, two passes defended and 66t FR return vs. Tulane...66t return ranked as second-longest fumble return in school history...was All-Conference USA first-team...started 11 games at SS as **sophomore**...ranked third on team with 71

tackles, 35 solo...had two FR, one int. and five passes defended...posted five tackles and one FR vs. Mississippi...collected eight tackles and one pass defended at Mississippi State...recorded six tackles and one pass defended vs. Arkansas State...had four hits and 44t yard FR return to set up FG at Tennessee... registered eight tackles and one pass defended vs. Army...started six of nine games at SS as **freshman**...recorded 51 tackles, 28 solo, one FR and three passes defended...totaled season-high 10 tackles and one pass defended at Mississippi in debut...had nine tackles and one FR vs. Cincinnati...was All-Conference USA All-Freshman Team...redshirted as freshman...majored in physical education.

PERSONAL: Full name is Idrees Bashir...born in Decatur, Ga....attended Dunwoody High School...totaled 91 tackles, seven ints., five FR, three FF as senior...added 11 TD receptions as WR...also lettered in track...single...resides in Stone Mountain, Ga.

CAREER STATISTICS

YEAR	ST/PL	SOLO	AST	TOT	SKS	PD	FF	FR	INTS	YDS	AVG	LG	TD
2001	15/15	62	28	90	0.0	6	0	0	1	0	0.0	0	0
TOTAL	15/15	62	28	90	0.0	6	0	0	1	0	0.0	0	0



CORY BIRD

Defensive Back

5-10 213

Virginia Tech

2nd Year With Colts

Draft-3b, 2001 (91st overall)

Born: August 10, 1978



GAMES STARTED/PLAYED: (2001, 0/14) Total 0/14

PRO: Pick was obtained from N.Y. Giants for D1-01 (22nd overall).

2001: An aggressive, hard-hitting safety who developed into a solid backup DB as rookie...was reserve in 14 games and was inactive 11/25 vs. San Francisco and 12/2 at Baltimore...totaled 29 tackles, 22 solo, one pass defended, 0.5 sack and three QB hits...played extensively in passing situations and special teams...had 14 special teams tackles...totaled two or more special teams tackles in three games...produced two special teams tackles at NYJ 9/9...had two special teams tackles at New England 9/30...totaled three special teams tackles vs. Oakland 10/14...recorded eight tackles on defense, 0.5 sack and one QB hit at Buffalo 11/4...made one tackle, one QB hit and one special teams tackle vs. Atlanta 12/16...had at least three defensive tackles in five outings.

COLLEGE: Two-year starter at SS...began career as WR before shifting to OLB as redshirt freshman and then to secondary as sophomore...became first player in school history to earn, "Super Iron Hokie" honors five straight years, an award selected by the school's strength and conditioning staff...career totals included 204 tackles, 126 solo, 12 sacks and 21 tackles for losses...started 27 of 43 games...started 11 games at SS as **senior**...also saw action on special teams...ranked third on team with 70 tackles, 44 solo...had three sacks, seven passes defended and two ints....added six QB pressures, two FR and one blocked FG...totaled seven tackles along with blocked FG vs. Akron...recovered blocked punt and recorded 91 return at East Carolina... registered career-high 11 tackles, one pass defended and first career int. at Boston College...posted one int. at Syracuse...collected nine tackles, two sacks and one QB pressure at Central Florida...was All-Big East first-team...started 11 games at SS as **junior**...recorded career-high 74 tackles, 47 solo, six sacks, six QB pressures, two passes defended, two FR and one FF...posted seven tackles each at West Virginia and vs. Alabama-Birmingham...totaled 10 tackles vs. Clemson...had 26t FR return vs. Syracuse...registered five tackles, two sacks and one pass defended at Pittsburgh...tallied 10 tackles and three sacks vs. Boston College...had three tackles vs. Florida State in Sugar Bowl...won Frank O. Mosley Award, given annually to the player who shows the most hustle...played in 11 games at WOLB as **sophomore**...recorded 18 tackles, 15 solo, and one sack...recipient of Richard Bullock Award, given to Virginia Tech's most improved players...appeared in 10 games with five starts at WOLB as **freshman**...tallied 42 tackles, 22 solo, two sacks and one FF...totaled season-high nine tackles, including one sack at Temple...had seven tackles at West Virginia...redshirted as freshman...majored in housing, interior design and resource management.

PERSONAL: Full name is Cory James Bird...born in Atlantic City, N.J....attended Oakcrest High School (Mays Landing, N.J.)...totaled 25-517, 8 TDs as WR during senior season...added seven ints....also lettered in wrestling...competed for Virginia Tech wrestling team as freshman...compiled 2-0 mark in heavyweight division and a 10-2 mark in 190-pound class... single...resides in Atlantic City, N.J.

CAREER STATISTICS

YEAR	ST/PL	SOLO	AST	TOT	SKS	PD	FF	FR	INTS	YDS	AVG	LG	TD
2001	0/14	22	7	29	0.5	1	0	0	0	0	0.0	0	0
TOTAL	0/14	22	7	29	0.5	1	0	0	0	0	0.0	0	0



CHAD BRATZKE

Defensive End

6-5 270

Eastern Kentucky

4th Year With Colts, 9th in NFL

UFA (N.Y. Giants)-1999

Born: September 15, 1971



GAMES STARTED/PLAYED: (1994, 0/2); (1995, 0/6); (1996, 16/16); (1997, 10/10); (1998, 16/16); (1999, 16/16); (2000, 16/16); (2001, 15/15) **Total 89/97 Total with Colts 47/47**

PRO: Signed as UFA from NY Giants on March 1, 1999...originally was D5-94 by NY Giants, the 155th selection overall.

2001: Veteran athletic RDE who overcame injury-filled season to finish strongly and rank as team's sack leader for third consecutive season...started 15 games and played nearly two months with a high-ankle sprain through October and November...was inactive 10/25 at Kansas City...totaled 80 tackles, 50 solo, 8.5 sacks (48.5 yards), one pass defended, one forced fumble, one fumble recovered and 20 QB hits...totaled five tackles and one QB hit at NYJ 9/9...recorded six tackles, 1.5 sacks (17 yards) and seven QB hits vs. Buffalo 9/23...totaled four tackles, one sack (5 yards), one QB hit and one forced fumble at Buffalo 11/4...totaled 10 tackles and two sacks (10 yards) vs. San Francisco 11/25...totaled four tackles, one QB hit and one pass defended at Baltimore 12/2...totaled six tackles, one sack (0 yards), one fumble recovery and two QB hits vs. Atlanta 12/16...totaled seven tackles and three sacks (16 yards) vs. Denver 1/6...three-sack game vs. Denver was his second since joining the Colts in 1999 and the 13th for the team since 1982...had at least four tackles in 14 of 15 starts and at least six tackles seven times.

CAREER NOTES: 2000: Started 16 games at RDE...led club with 7.5 sacks (69 yards) and 25 QB hits...finished with career-high 93 tackles, 44 solo, two FF and one FR...recorded season-high 10 tackles on three different occasions (at Buffalo 10/1; at New England 10/8; at NY Jets 12/3)...tallied four tackles two sacks and one safety vs. Jacksonville 9/25...posted second consecutive multiple-sack game with two sacks along with 10 tackles and two QB hits at Buffalo 10/1...surpassed 300 career tackles with six vs. New England 10/22...had season-high five QB hits along with four tackles vs. Minnesota 12/24. **POST-SEASON:** Started at RDE at Miami 12/30...recorded seven tackles, one int. and one QB hit...they marked his first career interception. **1999:** Started 16 games at RDE...led team with 12.0 sacks (70 yards) and four FF...had 81 total tackles, 42 solo, 36 QB hits, two passes defended and one FR...produced only the 5th double-digit individual sacks season since the club's 1984 move to Indy (11.5, LB-Johnnie Cooks, 1984; 10.0, DE-Jon Hand, 1989; 10.5, DE-Tony Bennett, 1995; 10.5, DE-Dan Footman, 1997)...had five multi-sack games, the most in a season since 1972...the club's most multiple sack games in a season since 1972 are 5 (DE-John Dutton, 1976; Bratzke, 1999) and 4 (Dutton, 1975; DE-Fred Cook, 1975)...had game-high three sacks, four solo tackles, three QB hits and one pass defended 9/12 vs. Buffalo...produced only the 12th 3.0+ sack game by a Colt since 1982 (when sacks became official stat) and he matched it with 3.0 sacks 12/19 vs. Washington...became 8th Colt with an official 3.0+ sack game...recorded seven tackles and team-high five QB hits 10/10 vs. Miami...had five tackles, two sacks and four QB hits 10/24 vs. Cincinnati...posted five tackles, two sacks, two FF, one FR and one QB hit 10/31 vs. Dallas...had season-high 10 tackles and six QB hits 11/7 vs. Kansas City... posted seven tackles, two sacks, one QB hit and one FF 12/12 vs. New England...recorded eight tackles, three sacks, three QB hits, one FF and one pass defended vs. Redskins. **POST-SEASON:** Posted six tackles vs. Tennessee 1/16. **1998:** Started 16 games at RDE for NY Giants...ranked 4th on team in tackles with 80, 57 solo, and 2nd on club with 11 sacks (72 yards)...added one

FR and one FF...had season-high nine tackles with two sacks and one FF 9/13 at Oakland...had eight tackles, one sack and one RF 10/4 at Tampa Bay...had seven tackles and one sack 10/18 vs. Arizona...posted six tackles and two sacks 9/6 vs. Washington...had six tackles and one sack 12/20 vs. Kansas City...had other sacks 11/22 vs. Philadelphia, 11/30 at San Francisco and 12/13 vs. Denver. **1997:** Started first 10 games of season at RDE before suffering left knee and leg injury 11/9 at Tennessee... placed on injured reserve 11/12...had 35 tackles, 23 solo, 3.5 sacks (30 yards), two FR and one FF...had sack and FR 9/21 vs. St. Louis...had other sacks 8/31 vs. Philadelphia and 10/26 at Cincinnati and 11/9 vs. Tennessee (0.5)...had FF vs. Philadelphia and FR 10/12 at Arizona. **1996:** Started 16 games at RDE...posted 52 tackles, 43 solo, five sacks (39 yards) and two FR...had five tackles and one sack 12/21 vs. New England...had other sacks 9/1 vs. Buffalo, 10/13 vs. Philadelphia and 11/3 vs. Arizona. **1995:** Saw reserve and special teams action in six games...had five tackles, two solo...added three special teams tackles. **1994:** Saw action 9/11 at Arizona and 11/13 vs. Arizona for only seasonal duty...did not have any tackles.

HONORS: 1999: All-Madden Team.

COLLEGE: Four-year letterman...career totals included 253 tackles, 150 solo, 27 sacks and six FR...posted 87 tackles, 57 solo, 11 sacks and two FR as **senior**...named Ohio Valley Conference Defensive Player-of-the-Year and Kodak All America...earned OVC All-Defense honors as **junior** after totaling 71 tackles, 36 solo, nine sacks and one FR...had 80 tackles, 47 solo, six sacks and two RF as **sophomore**...totaled 15 tackles, 10 solo, one sack and one FR as **freshman**.

PERSONAL: Full name is Chad Alan Bratzke...born in Waukegan, Ill....attended Bloomingdale (Valrico, Fla.) High School...made sizable donation to Eastern Kentucky University to build Student Athlete Academic Success Center...heavily involved with CLF (Childhood Leukemia Foundation) and Joy's House...made several appearances on Colts 2000 Care-A-Van tours...participated in the last two Reggie Bowls to benefit Reggie Miller Foundation and has been on the winning team both times...helped paint Senate Street, "12th Man Alley"...also is student of martial arts and owns Doberman Pinscher show dogs named Zeus and Cale, who have competed in dog shows throughout the country...started up his own web site, chadbratzke.com....Chad and his wife, Kristi, reside in Carmel, Ind.

CAREER STATISTICS

YEAR	ST/PL	SOLO	AST	TOT	SKS	PD	FF	FR	INTS	YDS	AVG	LG	TD
1994	NYG 0/ 2	0	0	0	0.0	0	0	0	0	0	0.0	0	0
1995	NYG 0/ 6	2	3	5	0.0	0	0	0	0	0	0.0	0	0
1996	NYG 16/16	43	9	52	5.0	2	0	2	0	0	0.0	0	0
1997	NYG 10/10	23	12	35	3.5	0	1	2	0	0	0.0	0	0
1998	NYG 16/16	57	23	80	11.0	0	1	1	0	0	0.0	0	0
1999	16/16	42	39	81	12.0	0	4	1	0	0	0.0	0	0
2000	16/16	46	47	93	7.5	0	2	1	0	0	0.0	0	0
2001	15/15	50	30	80	8.5	1	1	1	0	0	0.0	0	0
TOTAL	89/97	263	163	426	47.5	3	9	8	0	0	0.0	0	0



RODREGIS BROOKS

Defensive Back

5-9 185

Alabama-Birmingham

3rd Year With Colts

Draft-7b, 2000 (238th overall)

Born: August 30, 1978



GAMES STARTED/PLAYED: (2001, 0/5) Total with Colts 0/5

PRO: Pick was obtained from Oakland for a sixth-round pick in the 2001 draft.

2001: Second-year veteran who played in five games as reserve DB...was inactive for seven of the first eight games and was active but did not play vs. Oakland 10/14...saw first game action as reserve DB at New Orleans 11/18...totaled two tackles, one solo, for season...played 11/25 vs. San Francisco, 12/2 at Baltimore, 12/10 at Miami and 12/16 vs. Atlanta before missing final three games...made one tackle and one special teams tackle at Miami and had solo tackle vs. Atlanta...was active but did not play 12/23 vs. NYJ and 1/6 vs. Denver...was inactive 12/30 at St. Louis.

CAREER NOTES: 2000: Placed on injured reserve (neck) on August 17.

COLLEGE: Started 11 games as **senior**...had nine interceptions for 152 yards and one TD...set school record for ints. in a season, surpassing Don Blackmon (7, 1993)...ranked third in nation with 20-350-17.5 PR, setting school record...had 47 tackles, 39 solo, and one tackle for loss...had nine passes defended...posted one int., two passes defended and five solo tackles vs. Missouri...had career-high 10 tackles and two ints. vs. Virginia Tech...posted seven tackles and one int. (43 yards) vs. Wake Forest...totaled four tackles, 2-80 PR and one int. (91 yards) vs. East Carolina...91-yard return was longest int. return in school history...was medical redshirt as **junior**...started 11 games as **sophomore**...recorded 44 tackles, 32 solo, three ints. and nine passes defended...added two FF and one FR...was 12-106-8.8 PR...had seven tackles and two passes defended vs. Kansas...had four tackles, one int. and one FR vs. Southwestern Louisiana...registered five tackles, one pass defended, one int. and 1-20 PR vs. Louisiana Tech...played in 11 games with four starts as **freshman**...recorded 37 tackles, 25 solo, two ints. and two passes defended...had two FR and one FF...had first career int. vs. Arkansas State...had one interception vs. Western Kentucky...recorded nine tackles and one FR vs. Central Florida...majored in criminal justice.

PERSONAL: Full name is Rodrigis Antonio Brooks...born in Alexander City, Ala...attended Dadeville High School...three-year starter at DB and TB...totaled 1,046 rushing yards, 340 receiving yards, 79 tackles, six ints. as senior...also lettered in baseball and basketball...Brooks and his wife, Kerri, have one daughter, Justus May (7), and reside in Dadeville, Ala.

CAREER STATISTICS

YEAR	ST/PL	SOLO	AST	TOT	SKS	PD	FF	FR	INTS	YDS	AVG	LG	TD
2001	0/5	1	1	2	0.0	0	0	0	0	0	0.0	0	0
TOTAL	0/5	1	1	2	0.0	0	0	0	0	0	0.0	0	0



JAMES CANNIDA

Defensive Tackle

6-2 305

Nevada-Reno

1st Year With Colts, 5th in NFL

UFA (Tampa Bay)-2002

Born: January 3, 1975



GAMES STARTED/PLAYED: (1998, 0/10); (1999, 0/2); (2000, 0/16); (2001, 2/12) Total 2/40

PRO: Joined Colts as UFA from Tampa Bay on April 20, 2002...originally was D6a-98 selection of Tampa Bay, the 175th selection overall.

2001: Started two of 12 games for Tampa Bay...opened 11/4 at Green Bay and 11/11 at Detroit for first starts of career...had 22 tackles, 13 solo, and one pass defended...was inactive at Dallas 9/9, at Minnesota 9/30, vs. Green Bay 10/7 and at Tennessee 10/14 due to left knee sprain...had two stops 10/28 vs. Minnesota...had six stops and one pass defended at Green Bay...had five tackles at Detroit...all other action came as reserve and on special teams...topped linemen with six tackles vs. Philadelphia 1/6...was inactive in playoffs at Philadelphia 1/12 with abdominal strain.

CAREER NOTES: 2000: Played in 16 games for first time of career...had 13 tackles, eight solo, and two sacks...had season-high four tackles and first career sack at Atlanta 11/5...had two stops vs. Dallas 12/3...had one tackle and one sack at Miami 12/10. **1999:** Appeared in two games as reserve...had two solo tackles...had tackles 9/26 vs. Denver and 10/3 at Minnesota, then was inactive for rest of season and playoffs. **1998:** Saw action in 10 games as reserve and special teamer...saw action 9/6 at Minnesota, then was inactive for next six games...appeared in last nine games as reserve and on FG and PAT block units.

COLLEGE: Four-year player who started all but four appearances and missed but one career game...had 208 career tackles, 17 sacks, seven passes defended, three fumbles recovered and two fumbles forced...improved tackle total in every season...started 10 games as **senior** and amassed 81 tackles, five sacks, two forced fumbles, one fumble recovered and two passes broken up...was Big West All-Conference choice for second consecutive season...started every game at DT as **junior**...had 51 tackles, 10 sacks, one fumble recovered and one pass deflection...won all-conference honors for first time...played in every game as **sophomore** and started all but one...had 43 tackles and one sack...started eight of 11 games as **freshman**...had 33 tackles and one sack.

PERSONAL: Full name is James Thomas Cannida II...born in Savannah, Ga....attended American (Fremont, Calif.) High School...was all-conference grid performer as two-way lineman...was All-East Bay and all-league as senior after recording 107 tackles...lettered in basketball...Cannida and his wife, leesha, reside in Tampa, Fla.

CAREER STATISTICS

YEAR	ST/PL	SOLO	AST	TOT	SKS	PD	FF	FR	INTS	YDS	AVG	LG	TD
1998 TB	0/10	0	0	0	0.0	0	0	0	0	0	0.0	0	0
1999 TB	0/ 2	0	2	2	0.0	0	0	0	0	0	0.0	0	0
2000 TB	0/16	5	8	13	2.0	0	0	0	0	0	0.0	0	0
2001 TB	2/12	13	9	22	0.0	1	0	0	0	0	0.0	0	0
TOTAL	2/40	18	19	37	2.0	1	0	0	0	0	0.0	0	0



CLIFTON CROSBY

Defensive Back

5-10 179

Maryland

3rd Year With Colts, 3rd in NFL

Free Agent-2000

Born: September 17, 1974



GAMES STARTED/PLAYED: (1999, 0/1); (2000, 0/0); (2001, 0/14) **Total 0/15 Total with Colts 0/14**

PRO: Signed as FA on November 1, 2000...originally signed as FA by St. Louis on April 23, 1999...waived on September 5, 1999...signed as FA by St. Louis on September 7, 1999...waived on September 13, 1999...claimed off waivers by Cincinnati on September 14, 1999...waived on September 21, 1999...signed by St. Louis to practice squad on September 27, 1999...waived on August 27, 2000...signed by St. Louis to practice squad on August 29, 2000...waived on October 24, 2000.

2001: Second-year veteran who played 14 games in reserve DB role and played extensively on special teams...was inactive 11/18 at New Orleans and 11/25 vs. San Francisco...totaled two solo tackles on defense and recovered one fumble on special teams...totaled 22 special teams tackles, 18 solo, tying him for second on the team...had at least one special teams tackle in 13 games...recorded seven multiple tackle games on special teams, including two three-tackle games (vs. Atlanta 12/16 and vs. Denver 1/6)...recovered fumble on special teams and made one special teams tackle vs. Miami 11/11...had at least one special teams tackle in each of last six games.

CAREER NOTES: **2000:** Spent first seven games of the season on St. Louis practice squad...signed by Colts on November 1 and was inactive for games 9-16. **POST-SEASON:** Was inactive at Miami 12/30. **1999:** Played in one game for St. Louis, the season-opener vs. Baltimore 9/12...posted two solo tackles vs. Ravens...spent final 14 weeks on practice squad.

COLLEGE: Played in 15 games as **senior**...recorded five interceptions along with 57 tackles, 42 solo...played in six games with four starts as **junior**...totaled 28 tackles and two passes defended...started final four games of season...averaged more than five tackles per game over four-game stretch...totaled career-high six tackles vs. NC State and Georgia Tech...played in all 11 games as **sophomore**...saw increased playing time as he moved from defensive back to running back...was team's fourth-leading rusher (26-177)...averaged team-high 6.7 yards per carry...scored first career TD vs. Wake Forest on 25t rush...saw action in secondary and on special teams as **freshman**...redshirted as freshman...holds degree in family studies.

PERSONAL: Full name is Clifton Crosby...born in Erie, Pa....attended East High School...scored 24 TDs and recorded 9.1 rushing avg. as senior...named first-team all-state as kick returner...played defensive back, running back and return specialist...totaled 3,080 yards and 24 TDs rushing in three-year career...also lettered in basketball and track...read to Brooklyn Elementary in 2000 during "Reading Is Fun Week"...Crosby and his son, Cliff, Jr., reside in Ft. Washington, Md.

CAREER STATISTICS

YEAR	ST/PL	SOLO	AST	TOT	SKS	PD	FF	FR	INTS	YDS	AVG	LG	TD
1999 STL	0/ 1	2	0	2	0.0	0	0	0	0	0	0.0	0	0
2001	0/14	2	0	2	0.0	0	1	1	0	0	0.0	0	0
TOTAL	0/15	4	0	4	0.0	0	1	1	0	0	0.0	0	0



JOE DEAN DAVENPORT

Tight End

6-6 268

Arkansas

2nd Year With Colts

Free Agent-2001

Born: October 29, 1976



GAMES STARTED/PLAYED: (2001, 0/3) Total 0/3

PRO: Signed as free agent on May 9, 2001.

2001: Saw action in three of final four games on special teams...played 12/16 vs. Atlanta, 12/23 vs. NYJ and 1/6 vs. Denver...was active but did not play 11/18 at New Orleans, 11/25 vs. San Francisco and 12/2 at Baltimore...was inactive for other 10 games.

COLLEGE: Four-year letterman...career totals included 49-554, 6 TDs receiving...totaled 21-227, 5 TDs as senior...was 4-51, 2 TDs vs. Auburn...recorded 5-55, 1 TD vs. LSU...posted TD receptions vs. Tennessee and Alabama...was second-team All-SEC...posted 18-240, 1 TD receiving as **junior**...averaged 13.3 yards per reception...was 6-89 vs. LSU...had one TD reception vs. Michigan in the Florida Citrus Bowl...also played basketball...started nine games as **sophomore** and totaled 8-80 receiving...recorded 2-7 receiving as **freshman**...redshirted as freshman...majored in agricultural business.

PERSONAL: Full name is Joe Dean Davenport II...born in Springdale, Ark....attended Springdale High School...all-state in football and basketball as senior...single...resides in Tontitown, Ark.



DEMPSY DEES

Defensive Back

5-10 177

Boise State

1st Year With Colts, 1st in NFL

Free Agent-2002

Born: October 22, 1977



PRO: Signed as free agent on April 26, 2001...waived on September 2, 2001...signed as free agent on January 14, 2002.

COLLEGE: Four-year letterman and three-time All-Big West performer...career totals included 147 tackles, 112 solo, 13 ints. and 50 passes defended...ranked sixth in school history in ints....totaled 35 tackles, 26 solo, 13 passes defended and two ints. as **senior**...ranked fifth in Big West in passes defended...posted int. vs. Eastern Washington and vs. Idaho...recorded one FR vs. Eastern Michigan and returned it 19 yards...was All-Big West first-team...recorded 39 tackles, 28 solo, six ints., one FF and 17 passes defended as **junior**...led Big West in ints. and tied for seventh in nation...began season with four picks in first four games...ended season with two ints. in final four games...was All-Big West first-team...led Big West as **sophomore** with five ints. and ranked 13th in nation...totaled 41 tackles, 36 solo, and 12 passes defended...stripped Washington State receiver of ball and went 29t for score...was All-Big West second-team...only one of two underclassmen to earn All-Big West honors in 1998...took over as starting CB in fifth game as **freshman**...totaled 32 tackles, 22 solo...led team with eight passes defended...redshirted as freshman...majored in business management.

PERSONAL: Full name is Dempsy Dees...born in Yuma, Ariz....attended Yuma High School...named all-state as RB and DB in final two years...single...resides in Yuma, Ariz.



RICK DeMULLING

Offensive Guard

6-4 304

Idaho

2nd Year With Colts

Draft-7, 2001 (220th overall)

Born: July 21, 1977



GAMES STARTED/PLAYED: (2001, 0/7) Total 0/7

2001: Saw action as reserve in seven games during rookie season...was reserve during first five games and also 11/25 vs. San Francisco and 12/2 at Baltimore...was active but did not play 11/18 at New Orleans...was inactive for other games ...played on specialty units for most action during season, but did see spot duty on the line.

COLLEGE: Four-year starter and three-year All-Big West performer...did not allow a sack in last 23 starts...started 11 games as **senior**...switched from OT to OG...led team with 113 knockdowns and 85.2 percent grade for blocking consistency...helped offense generate 4,985 yards (453.2 ypg)...opened season with nine knockdowns vs. Washington...delivered 10 knockdowns vs. Idaho as team totaled 454 yards...graded season-high 94 percent with 10 knockdowns vs. New Mexico State...had eight knockdowns as team gained 400 total yards...was All-Big West first-team...started nine games at LT as **junior**...led team with 87 knockdowns and graded 83 percent for blocking consistency...pass protection paved way for team average 364.4 ypg...collected nine knockdowns as team piled up 475 yards in opener...registered season-high 12 knockdowns and graded 90 percent for blocking consistency vs. Nevada...helped team amass 212 rushing yards vs. Montana...was All-Big West first-team...started 11 games at OT as **sophomore**...made 91 knockdowns and graded 82.9 percent for blocking consistency... played major role as team averaged 446.5 yards per game in total offense...was All-Big West first-team...saw action in eight games as **freshman**...majored in general studies.

PERSONAL: Full name is Rick Elwood DeMulling...born in Cheney, Wash....attended Cheney High School...lettered in both basketball and football...single...resides in Reardan, Wash.



RYAN DIEM

Offensive Guard

6-6 331

Northern Illinois

2nd Year With Colts

Draft-4, 2001 (118th overall)

Born: July 1, 1979



GAMES STARTED/PLAYED: (2001, 8/15) Total 8/15

2001: Started eight of 15 contests...did not play 9/9 at NYJ, then appeared in final 15 outings...started at RT 10/21 vs. New England in place of injured Adam Meadows...started seven of final eight contests at RG after earning spot from Larry Moore...saw action as reserve 12/2 at Baltimore...the line helped the Colts produce 10 individual 100+ rushing performances (5, James; 5, Rhodes) in 2001, the most by any NFL team...the 10 individual 100+ games tied the club seasonal-best of 10 in 1999...was starting component of line that helped RB-Dominic Rhodes (233-1,104, 9 TDs rushing/34-224 receiving, 1,328 scrimmage yards in 2001) produce the best season ever by an undrafted free agent RB in NFL history.

COLLEGE: Four-year letterman and two-time captain...started final 35 games at OT...did not allow a QB sack in final two seasons...first OL in school history to be drafted since Todd Peat (1987, St. Louis Cardinals)...started 11 games at RT as **senior**...recorded 94 key blocks, including 25 knockdowns... offense ranked 12th in nation in rushing (228.1 ypg.) and scoring (37.2 ppg.)... played major role as offense set school single-season record for total yards (4,706), points (409), touchdowns (51) and first downs (255)...opened season with seven key blocks vs. Northwestern as club amassed 366 rushing yards...made 12 key blocks and graded season-high 95 percent as club registered 646 total yards vs. Buffalo...closed out career with five knockdowns vs. Central Michigan...was All-MAC first-team and COSIDA Academic All-America...started 11 games as **junior**...participated in 784 plays and graded 87 percent for blocking consistency...totaled 84 key blocks and 22 knockdowns...helped offense generate 3,795 yards...opened season with six knock-

down blocks vs. Western Illinois...graded season-high 94 percent vs. Kent...was All-MAC first-team and GTE/COSIDA Academic All-District V selection...was All-MAC Academic Team...started 11 games as **sophomore**...competed in 724 plays at RT...had 75 key blocks and 24 knockdowns to earn 83.5 percent for blocking consistency...was All-MAC second-team and Academic All-MAC honorable-mention...played in nine games at RT as **freshman**...participated in 403 plays and had 14 knockdowns...recorded season-high 87 percent blocking consistency vs. Eastern Michigan...majored in mechanical engineering.

PERSONAL: Full name is Ryan Diem...born in Carol Stream, Ill....attended Glenbard North High School...USA Today All-America honorable-mention and Chicago Tribune All-State as senior...had 43 tackles and eight sacks as DL as senior...was all-state in track, setting a school indoor (60'6") and outdoor (63'1") record in shot put as senior...four-time honor roll student...graduated with 4.97 grade point average...single...resides in Indianapolis, Ind.



JASON DOERING
Defensive Back
 6-0 201
 Wisconsin
 2nd Year With Colts
 Draft-6b, 2001 (193rd overall)
 Born: April 22, 1978



GAMES STARTED/PLAYED: (2001, 1/16) Total 1/16

PRO: Pick obtained from N.Y. Giants for D1-01 (22nd overall).

2001: Aggressive hitter who started one game and played in 16 as a rookie DB...totaled nine tackles, eight solo, one pass defended and 22 special teams tackles, 17 solo...recorded six multiple-tackle games on special teams...special teams tackle total ranked second on team...totaled two special teams tackles at Buffalo 11/4...recorded three special teams tackles at New Orleans 11/18...made first career start vs. San Francisco 11/25, recording nine tackles, along with three special teams stops...had three special teams tackles vs. Atlanta 12/16 and vs. Denver 1/6.

COLLEGE: Walk-on who started 36 career games...ranked 12th overall and third among DBs on school's career-record list with 338 tackles...totaled six ints. and 17 passes defended...only fifth player in school history to serve as team captain more than one season...played in 11 games with nine starts at FS as **senior**...ranked second on team with 97 tackles, 73 solo, along with three ints. and six passes defended...totaled 10 tackles vs. Western Michigan...registered career-high 18 tackles, 15 solo, and three passes defended vs. Oregon...had one int. and 11 tackles vs. Cincinnati...had one int. and 11 tackles vs. Indiana...posted 14 tackles vs. UCLA in Sun Bowl...started 12 games at FS as **junior**...registered 111 tackles, 79 solo, five passes defended and one FF...became first DB at school since Reggie Holt in 1991 to record 100+ tackles in a season...totaled nine tackles vs. Michigan and 11 tackles vs. Ohio State...collected 14 tackles vs. Northwestern...had one FF and season-high 17 tackles vs. Purdue...tallied nine tackles vs. Stanford in Rose Bowl...was All-Big Ten honorable mention...started 12 games at FS as **sophomore**...ranked second on team with 94 tackles, 71 solo...added one sack, three ints. and six passes defended...totaled 12 tackles vs. San Diego State...had one sack and one FF vs. UNLV...posted 12 tackles and one int. vs. Northwestern...tied school single-game record with four passes defended, along with one FF and 11 tackles vs. Purdue...delivered six tackles and one int. vs. Minnesota...registered season-high 13 tackles vs. Penn State...made nine tackles vs. UCLA in Rose Bowl...played in 13 games with one start as **freshman**...finished with 36 tackles, 27 solo...registered 13 tackles vs. Michigan...earned first career start and responded with nine tackles vs. Penn State...redshirted as freshman...holds degree in communication arts and history.

PERSONAL: Full name is Jason James Doering...born in Rhinelander, Wisc....attended Rhinelander High School...registered 76 tackles and four ints. as senior...single...resides in Rhinelander, Wisc.

CAREER STATISTICS

YEAR	ST/PL	SOLO	AST	TOT	SKS	PD	FF	FR	INTS	YDS	AVG	LG	TD
2001	1/16	8	1	9	0.0	1	0	0	0	0	0.0	0	0
TOTAL	1/16	8	1	9	0.0	1	0	0	0	0	0.0	0	0



GREG FAVORS

Linebacker

6-1 242

Mississippi State

1st Year With Colts, 5th in NFL

UFA (Tennessee)-2002

Born: September 30, 1974



GAMES STARTED/PLAYED: (1998, 4/16); (1999, 0/15); 2000 (15/16); 2001 (12/16) Total 31/63

PRO: Signed as UFA from Tennessee on April 9, 2002...originally was D4-98 by Kansas City, the 120th selection overall...claimed off waivers by Tennessee on September 8, 1999.

2001: Started 12 of 16 games for Tennessee...had 61 tackles, 34 solo, equaling career-high total from 2000...had 1.5 sacks, one interception, three passes defended and three special teams tackles...missed starts 9/9 vs. Miami, 11/4 vs. Jacksonville, 11/12 vs. Baltimore and 1/6 vs. Cincinnati...was starter in club's base package, not starting only when team opened in pass-defense formations...started at LLB 10/14 vs. Tampa Bay and recorded team-high eight tackles...had four tackles, one QB pressure and two tackles for loss 11/25 vs. Pittsburgh...recorded two tackles, one sack, one pass defended and one interception vs. Cincinnati on 1/6...had at least five tackles in five outings...also had eight stops 10/29 at Pittsburgh and 11/18 at Cincinnati for top totals.

CAREER NOTES: 2000: Named starting LLB at open of season...produced finest season to date with 15 starts, 61 tackles, 37 solo, 5.5 sacks, two forced fumbles and two passes defended...posted five or more tackles in five games...had two sacks at Buffalo 9/3, along with four tackles...had four stops 9/10 vs. Kansas City...had six tackles at Pittsburgh 9/24...had four-tackle outings at Baltimore 10/22 and at Washington 10/30...had three stops and one sack vs. Pittsburgh 11/5...had six tackles and one forced fumble at Cleveland 10/18 and five stops and one forced fumble vs. Dallas 12/25. **POST-SEASON:** Had three tackles in AFC Divisional Playoffs vs. Baltimore 1/7.

1999: Appeared in 15 games, seeing action mostly on special teams...had 16 special teams tackles...was inactive vs. Cincinnati 9/12...recovered a fumble at Cleveland 11/28...recorded season-high four special teams tackles vs. Atlanta 12/19. **POST-SEASON:** Appeared in four games without any totals as Tennessee reached Super Bowl XXXIV vs. St. Louis. **1998:** Played in 16 games for Kansas City on special teams and had four starts as a "stack" linebacker...had 23 tackles, two sacks, one forced fumble and one QB pressure...ranked third on team with 16 special teams tackles...had three special teams tackles vs. San Diego 9/20...made first start against Arizona 11/29 and recorded five tackles...had 45-yard fumble return on KOR at New England 10/11...had two stops as starter at Oakland 12/26.

COLLEGE: Started 28 of 38 career games...recorded 215 tackles, 111 solo, six forced fumbles, three fumble recoveries, seven passes defended and one interception along with nine tackles for loss...ranks fourth in school history with 19.5 career sacks...moved from QB to SS as freshman, and shifted to LB as sophomore...competed on Bulldogs' outdoor track team in the long jump...holds degree in educational psychology.

PERSONAL: Full name is Gregory Bernard Favors...born in Atlanta, Ga...attended Southside High School...started at QB in final two seasons...was 218-342-2,559, 18 TDs...was all-state Class AAA honorable mention in basketball as senior...Favors and his wife, Trevena, reside in College Park, Ga.

CAREER STATISTICS

YEAR	ST/PL	SOLO	AST	TOT	SKS	PD	FF	FR	INTS	YDS	AVG	LG	TD
1998 K.C.	4/16	15	8	23	2.0	1	1	0	0	0	0.0	0	0
1999 Ten.	0/15	0	0	0	0.0	0	0	1	0	0	0.0	0	0
2000 Ten.	15/16	37	24	61	5.5	2	2	0	0	0	0.0	0	0
2001 Ten.	12/16	34	27	61	1.5	3	0	0	1	0	0.0	0	0
TOTAL	31/63	86	59	145	9.0	6	3	1	1	0	0.0	0	0



JIM FINN
Running Back
 6-0 242
 Penn
 3rd Year With Colts, 3rd in NFL
 Free Agent-2000
 Born: December 9, 1976



GAMES STARTED/PLAYED: (2000, 1/16); (2001, 0/15) Total 1/31

PRO: Signed as FA on January 24, 2000...originally was D7-99 (253rd overall) of Chicago...waived on August 30, 1999...signed by Chicago to practice squad on September 21, 1999...waived from practice squad on October 11, 1999.

2001: Saw action in 15 games mainly on special teams...saw spot duty on offense but had no rushes or receptions...was inactive 9/30 at New England...was active member of special teams, recording 15 tackles, 10 solo...special teams tackle total ranked 5th on club...had special teams stops in nine different games and had multiple tackles four times...had season-high four tackles, two solo, vs. Denver 1/6...had two stops apiece 9/9 at NYJ, 10/14 vs. Oakland and 10/25 at Kansas City...has totaled 37 special teams tackles over the past two seasons.

CAREER NOTES: 2000: Played in 16 games with one start...totaled 1-1 rushing and 4-13, 1 TD receiving...led team with 22 special teams tackles, 14 solo...used mostly as a blocking back for RB-Edgerrin James...scored first career TD with five-yard reception at Green Bay 11/19...made first career start at Seattle 10/15 and recorded two special teams tackles...had two special teams tackles at Kansas City 9/3, vs. Jacksonville 9/25, at Seattle, at NYJ 12/3, vs. Buffalo 12/11 and vs. Minnesota 12/24...totaled team-high three special teams tackles at New England 10/8...was 1-2 receiving vs. Detroit 10/29 and added one special teams tackle...tallied 1-1 rushing and two special teams tackles vs. NYJ 11/12...was 1-6 receiving vs. Vikings. **POST-SEASON:** Saw action as reserve FB and on special teams at Miami 12/30...totaled four special teams tackles, two solo. **1999:** Spent time on Chicago's practice squad.

COLLEGE: Four-year letterman...ranked fourth in school history with 2,277 career rushing yards and fifth with 180 points scored...set school records as **senior** with 1,450 yards rushing on 323 carries...scored 17 TDs...was 20-134 receiving...posted 43-259, 4 TDs rushing against Brown, the school's second best single-game performance...was All-Ivy League first-team, Player-of-the-Year and Bushnell Cup recipient...was All-ECAC second-team...saw action at RB and in defensive secondary as **junior**...totaled 155-801, 11 TDs rushing...was 10-191 KOR...added 10-98, 1 TD receiving...totaled 24 tackles, 14 solo, as safety...was All-Ivy League first-team as RB...played in 10 games with seven starts at SS as **sophomore**...recorded 55 tackles, 40 solo...had three ints., five passes defended and three FF...was 7-111 KOR...saw limited action as **freshman**...played in four games on special teams and as reserve running back...totaled 11-26 rushing and three special teams tackles...holds degree in finance.

PERSONAL: Full name is James Finn...born in Teaneck, NJ...attended Bergen Catholic High School...three-time all-league, all-county, and all-state as senior...led team to state championship...was also an all-state wrestler as senior...won 185-pound state wrestling championship in 1995 with 33-2 record...single...resides in Fairlawn, NJ.

CAREER STATISTICS

Year	ST/PL	No.	RUSHING				RECEIVING				
			Yds.	Avg.	LG	TD	No.	Yds.	Avg.	LG	TD
2000	1/16	1	1	1.0	1	0	4	13	3.3	6	1
2001	0/15	0	0	0.0	0	0	0	0	0.0	0	0
TOTAL	1/31	1	1	1.0	1	0	4	13	3.3	6	1



BENJAMIN GAY

Running Back

6-1 227

Garden City Community College

1st Year With Colts, 2nd in NFL

Waivers (Cleveland)-2002

Born: February 28, 1980



GAMES STARTED/PLAYED: (2001, 0/16) Total 0/16

PRO: Joined Colts off waivers from Cleveland on April 30, 2002...originally signed as free agent with Cleveland on July 20, 2001.

2001: Appeared in 16 games as reserve RB and on special teams with Cleveland...was 51-172, 1 TD rushing and 4-11 receiving...was 23-22.3 KOR, with long of 42...was 18-56, 1 TD (71) rushing and 1-7 receiving at Baltimore 11/18 for career rushing high...vs. Detroit 9/23 was 2-19.5 KOR...was 2-13.5 KOR 9/30 at Jacksonville...was 2-33.5 KOR vs. San Diego 10/7...was 2-31.5 KOR with 42-yarder vs. Baltimore 10/21...was 10-16 rushing vs. Cincinnati 11/25...was 8-37 rushing vs. Tennessee 12/2...was 7-46 rushing and 2-24.5 KOR 12/30 at Tennessee...was 6-16 rushing at Pittsburgh 1/6.

CAREER NOTES: 2000: Participated in training camp with the Edmonton Eskimos (CFL).

COLLEGE: Played one season at Garden City (Kan.) CC in 1999 and helped team earn top five national ranking...was 168-1,442, 17 TDs rushing to top club...had 131.1 avg. in 11 contests and scored at least one TD per game...led team with 104 points...was 2-55 receiving...was All-Jayhawk Conference and All-Region performer...had nine 100+ games...was 14-118, 2 TDs in first outing...was 7-170, including 95t, against Air Force Prep...was 26-198, 3 TDs against Coffee CC...in second game against Coffey, was 16-200, 1 TD... was 14-162, 2 TDs and 1-44 receiving against Independence CC...was 24-101 yards, 1 TD rushing and 1-1-54, 1 TD passing ...was 21-121, 1 TD in second outing against Butler...was 16-132, 1 TD despite third-quarter concussion in final game...enrolled at Baylor in 1998 before entering Garden City.

PERSONAL: Full name is Benjamin Stevenson Gay...born in Houston, Tex....attended Spring High School...was 313-2,217, 21 TDs rushing as senior...named USA Today first-team All-American, Scholastic Coach Magazine's Texas Player-of-the-Year and was also named to the CNN/SI Dream Team...single...resides in Houston, Texas.

CAREER STATISTICS

Year	RUSHING					KICKOFF RETURNS				
	No.	Yds.	Avg.	LG	TD	No.	Yds.	Avg.	LG	TD
2001 Cle.	51	172	3.4	40	1	23	513	22.3	42	0
TOTAL	51	172	3.4	40	1	23	513	22.3	42	0

CAREER BEST

RUSHING		KICKOFF RETURNS	
Number:	18 vs. Baltimore 11/18/01	Number:	3 vs. Tennessee 12/2/01
Yards:	56 vs. Baltimore 11/18/01	Yards:	67 vs. San Diego 10/7/01
Longest:	40 at Tennessee 12/30/01	Longest:	42 vs. Baltimore 10/21/01
TDs:	1 vs. Baltimore 11/18/01		at Baltimore 11/18/01



TARIK GLENN

Offensive Tackle

6-5 332

California

6th Year With Colts

Draft-1, 1997 (19th overall)

Born: May 25, 1976



GAMES STARTED/PLAYED: (1997, 16/16); (1998, 16/16); (1999, 16/16); (2000, 16/16); (2001, 16/16) Total 80/80

2001: Started 16 games at LT and played every snap for fourth consecutive season...joined C-Jeff Saturday as only linemen to open every game...has streak of 80 consecutive starts dating back to the start of his career in 1997...holds firm place among all players at his position in the NFL...the offensive line has allowed QB-Peyton Manning to be sacked only 64 times in the last 48 games, the lowest total in the NFL...RB-Edgerrin James won 2 consecutive NFL rushing titles and has produced 24 100+ rushing games in 38 career outings, while FA RB-Dominic Rhodes was 233-1,104, 9 TDs rushing/34-224 receiving, 1,328 scrimmage yards in 2001, producing the best season ever by an undrafted free agent RB in NFL history...the line helped the Colts produce 10 individual 100+ rushing performances (5, James; 5, Rhodes) in 2001, the most by any NFL team...the 10 individual 100+ games tied the club seasonal-best of 10 in 1999, while the club did it 9 times in 2000...since 1999, the club's offensive line has helped Manning produce the 3 highest seasonal yardage passing totals in franchise history (4,413, 2000; 4,135, 1999; 4,131, 2001), while becoming only the 3rd QB in NFL history to post 3 consecutive 4,000+ seasons...the line helped James win two rushing titles (1,553; 1999; 1,709, 2000) and Rhodes (1,104) to become the most productive NFL rookie undrafted FA...last year marked the 5th straight season the club has had a 1,000+ rusher, while the team has had 29 100+ individual rushing performances in the past 48 games...the line helped WR-Marvin Harrison (115-1,663, 1999; 102-1,413, 2000; 109-1,524, 2001) produce the 3 finest reception and yardage seasons in club history, while allowing him to join WRs-Jerry Rice and Herman Moore as the only NFL players with 3 consecutive 100+ reception seasons...the Colts have surrendered 64 sacks from 1999 to the present and 86 from 1998 to the present, both the lowest totals in the NFL during those spans.

CAREER NOTES: 2000: Started 16 games at LT and played each snap for third consecutive season...played vital role in club allowing only 20 sacks, tied with NYJ for lowest in NFL...the NFL avg. was 39.6...20 sacks allowed were the third-best mark in franchise history (14, 1999; 19, 1969)...Colts allowed 20 sacks in 591 dropbacks (one for every 29.6 attempts), the second-best mark in franchise history (one for every 40 attempts, 1999). **POST-SEASON:** Started at LT at Miami 12/30. **1999:** Started 16 games at LT and played each snap for the second consecutive season...played a key role in season where club allowed franchise record-low 14 sacks in 1999, and club cut sacks allowed from 62 in 1997 to 22 in 1998...14 sacks allowed was the fewest in the NFL in 1999 and it topped the previous seasonal-low of 19 in 1969...the line helped James (369-1,553, 13 TDs rushing) become the 13th rookie to win the NFL rushing title and produce Colts seasonal and NFL rookie records with 10 100+ games. **POST-SEASON:** Started at LT vs. Tennessee 1/16. **1998:** One of seven Colts to start each game...started 16 games at LT after starting 16 games at RG as rookie in 1997...played each snap and was member of line that allowed only 22 sacks, the 2nd-lowest total in NFL (19, Dallas), and down from a franchise-high of 62 in 1997...Colts set club record with NFL-best ratio of one sack allowed per 27.2 pass attempts...Colts allowed one sack per every 9.4 attempts in 1997...helped RB-Marshall Faulk post 324-1,319 rushing and 86-908 receiving for an NFL-high 2,227 yards from scrimmage...helped Colts post seven 100+ rushing outings. **1997:** Started all 16 games at RG...along with LT-Adam Meadows became club's first opening day rookie starters on offensive line since 1984 (RG-Ron Solt)...Glenn and Meadows joined Solt, ROLB-Duane Bickett (1985) and Faulk (1994) as only rookies with 16 starts since club's 1984 move to Indianapolis (OG-Steve McKinney did it in 1998)...Glenn teamed with Meadows, C-Jay Leeuwenburg, RT-Tony Mandarich and LG-Doug Widell to start each game and join Tennessee Oilers as only NFL teams to start all five offensive linemen intact throughout 1997 season...since 1963, the only times the Colts have started the offensive line intact at the same positions throughout an entire non-strike season was 1963, 1964 and 1968...helped Faulk rush 264-1,054, 7 TDs as club posted 100+ rushing yards nine times including seven of last eight outings...helped club post 145+ rushing yards in three consecutive games (34-147, 2 TDs vs. Tampa Bay 11/2; 30-150 vs. Cincinnati 11/9; 34-147, 1 TD in 41-38 win over Green Bay 11/16) for first time since games 7-9 of 1987.

HONORS: 1997: Pro Football Weekly and College and Pro Football Weekly NFL All-Rookie Team.

COLLEGE: Four-year letterman and two-year starter...began career as DT before switching to offense and starting at LT as junior and senior...named first-team All-Pac Ten while starting at LT as senior...posted 67 knockdown blocks as offense averaged 457.6 ypg...helped team to Aloha Bowl victory over Navy...participated in East-West Shrine and Senior Bowl all-star games following season...started every game at LT as junior and saw action on every play in 10

contests...earned second-team All-Pac Ten honors...saw reserve action in 11 games at defensive tackle as **sophomore**...had seven solo tackles...saw reserve action in eight games at DT as **freshman**...had three tackles, one solo...helped team to Alamo Bowl victory over Iowa...holds degree in social welfare.

PERSONAL: Full name is Tarik Glenn...born in Cleveland, Ohio...performed as two-way lineman at Bishop O'Dowd (Oakland, Calif.) High School...headed up special offensive lineman Christmas project that adopted 10 Indianapolis families through United Christmas Service and personally delivered presents...works with Indiana Advocates for Children...received the Colts' 2000 Unsung Hero Award...participated in the third-annual Reggie Bowl to benefit the Reggie Miller Foundation...returned to school during 1997-99 off-seasons and completed his degree in social welfare...Glenn works with Baskets of Hope, delivering baskets to terminally ill cancer patients...Glenn and his wife, Maya, are involved in D.R.E.A.M. Alive, Inc....they reside with their son, Tarik Isaiah, in Indianapolis, Ind.



DREW HADDAD
Wide Receiver
 5-11 187
 University of Buffalo
 2nd Year With Colts, 2nd in NFL
 Free Agent-2001
 Born: August 15, 1978



GAMES STARTED/PLAYED: (2001, 0/0) Total 0/0

PRO: Signed as FA on January 16, 2001...originally was D7a-00 by Buffalo, the 233rd selection overall...waived on August 27, 2000...signed by Buffalo to practice squad on August 28, 2000...waived on November 22, 2000...signed by Colts to practice squad on December 6, 2000.

2001: Was on active roster for first three games before suffering hamstring injury...was active but did not play 9/9 at NYJ...was inactive 9/23 vs. Buffalo and 9/30 at New England...suffered injury prior to 10/14 game vs. Oakland and spent final 13 weeks on injured reserve.

CAREER NOTES: 2000: Spent time on Colts practice squad...was on Buffalo practice squad for games 1-12...played in all four preseason games with Bills and totaled 3-22 receiving.

COLLEGE: Finished career as school's all-time leading receiver and held 12 different records including career receptions, receiving yards and all-purpose yards...had at least one reception in last 36 games...was 240-3,409, 16 TDs receiving, 28-18.5 KOR and 53-14.9, 2 TDs PR...had 18 100+ receiving games...started 11 games as **senior**...totaled 85-1,158, 6 TDs receiving and 21-12.1 PR...accounted for 80% of team's offense...ranked 8th in nation with 7.73 receptions per game and ranked 5th with 105.27 receiving yards per game...recorded eight 100+ receiving games...totaled 8-141, 1 TD at Virginia...started 11 games as **junior**...led team with 67-911, 5 TDs receiving...added 3-17.3 KOR and 23-17.8, 2 TDs PR...had three 100+ receiving games...posted 11-173 at Massachusetts...had 94t PR at Cornell and 82t PR at Liberty...ranked 2nd in nation in PR avg...was first-team Division I-AA Independent choice...started two of 10 games as **sophomore**...recorded 67-1,058, 3 TDs receiving, 13-19.1 KOR and 6-16.3 PR...had six 100+ games...totaled 174 yards at Illinois State...earned second-team Division I-AA honors...played in 11 games as **freshman**...finished with 21-282, 2 TDs receiving, 12-18.3, KOR and 1-25.0 PR...totaled 6-111, 1 TD at Massachusetts...holds degree in communications.

PERSONAL: Full name is Andrew George Haddad...pronounced HAD-dad...born in Cleveland, Ohio...attended St. Ignatius High School...was part of two USA Today national championship teams...named second-team all-state as senior and was also school's Athlete-of-the-Year...also lettered in track and basketball...brother, Eric, played fullback at Purdue...Haddad and his wife, Colleen, reside in Indianapolis, Ind.



JERMAINE HAMPTON

Defensive Back

6-0 219

Northern Illinois
2nd Year With Colts
Free Agent-2001
Born: June 12, 1979



GAMES STARTED/PLAYED: (2001, 0/10) Total 0/10

PRO: Signed as FA on April 26, 2001.

2001: Played in 10 games with no starts as rookie DB...appeared in first 10 games before ankle injury vs. San Francisco 11/25 ended season...spent balance of year on injured reserve...played as reserve DB with extensive action on special teams...totaled 11 special teams tackles and had four multiple-tackle games on special teams...had two special teams tackle vs. Buffalo 9/23 and two vs. New England 10/21...also had two special teams tackles at Kansas City 10/25...recorded four special teams tackles at Buffalo 11/4.

COLLEGE: Three-year starter...completed career with 29 consecutive starts and 17 double-digit tackle games...ranked 15th on school's career tackle list with 302...started 11 games as senior...totaled 112 tackles, 71 solo, four tackles for loss, three passed defended and two FF...tied for team lead in tackles and ranked fifth in MAC with 10.2 tackles per game...recorded seven double-digit tackle games...tallied career-best 17 tackles vs. Toledo...had 15 tackles vs. Northwestern, 14 vs. Western Michigan and 11 vs. Auburn...was All-MAC first-team...started 11 games at DB as junior...posted 118 tackles, 83 solo, four tackles for loss and two ints...had seven double-digit tackle outings...had 44t int. vs. Ball State, plus 13 tackles and one sack to earn MAC Defensive Player-of-the-Week honors...had season-high 14 tackles vs. Toledo and 13 tackles vs. Western Michigan and vs. Buffalo...started seven of 11 games as sophomore...totaled 72 tackles, 49 solo, three tackles for loss and one int...recorded three double-digit tackle games...ranked second on team with five passes defended...notched season-high 12 tackles vs. Bowling Green...had 14-yard sack of QB-Daunte Culpepper and 11 tackles vs. Central Florida in first career start...sat out due to NCAA eligibility rules as freshman...majored in communications.

PERSONAL: Full name is Jermaine Hampton...born in Chicago, Ill...attended Thornton Township High School...totaled 78 tackles, six passes defended and four ints. as senior...honor roll student...single... resides in Harvey, Ill.



NICK HARPER

Defensive Back

5-10 182

Fort Valley State
2nd Year With Colts
Free Agent-2001
Born: September 10, 1974



GAMES STARTED/PLAYED: (2001, 2/13) Total 2/13

PRO: Signed as FA on January 16, 2001.

2001: Athletic, young CB who started two games in first season with Colts...started vs. San Francisco 11/25 and vs. NYJ 12/23...played in 13 total games on special teams and as reserve defensive back...was inactive 10/14 vs. Oakland and 1/6 vs. Denver...active but did not play vs. New England 10/21...had 23 tackles, 15 solo, two interceptions, 10 passes defended...totaled 11 special teams tackles...defended one pass at NYJ 9/9...defended one pass and made two special teams tackles at New England 9/30...had three solo tackles vs. Miami 11/11...had three tackles, two passes defended and two special teams tackles vs. San Francisco 11/25...recorded solo tackle and two passes defended vs. Atlanta 12/16...made second career start vs. NYJ 12/23, recording a team-high 12 tackles, six solo, two passes defended and two interceptions (17 yards).

CAREER NOTES: 2000: Signed with Hamilton Tiger-Cats of CFL on May 8...started all 18 games at CB...tied for team-lead with four ints. (8 yards)...totaled 48 tackles, including three tackles for losses...added eight special teams tackles...recorded two ints., one FF and two tackles vs. Montreal 8/18, earning CFL Defensive Player-of-the-Week...had season-high five tackles and one pass defended in CFL debut at B.C. Lions 7/7.

COLLEGE: Started last two seasons...played key role as **senior** in helping school return to Division II playoffs for first time in four seasons...had 47 tackles, 34 solo, four tackles for losses, three interceptions, eight passes defended, one fumble forced and one fumble recovered...had 30.3 avg. on interception returns, including 61t...had six tackles in playoff win over Delta State...was All-SIAC choice...was two-time letterman in track (javelin and high jump).

PERSONAL: Full name is Nicholas Necosi Harper...born in Baldwin, Ga....attended Baldwin High School (Milledgeville, Ga.)...was voted team's most valuable player as senior...first-team all-conference as senior...also lettered in baseball, wrestling and track...Harper and his wife, Danielle, reside with their sons, Nicholas (4) and Darius (2), in Lawrenceville, Ga.

CAREER STATISTICS

YEAR	ST/PL	SOLO	AST	TOT	SKS	PD	FF	FR	INTS	YDS	AVG	LG	TD
2001	2/13	15	8	23	0.0	10	0	0	2	17	8.5	13	0
TOTAL	2/13	15	8	23	0.0	10	0	0	2	17	8.5	13	0



WALT HARRIS
Defensive Back
 5-11 192
 Mississippi State
 1st Year With Colts, 7th in NFL
 UFA (Chicago)-2002
 Born: August 10, 1974



GAMES STARTED/PLAYED: (1996, 13/15); (1997, 16/16); (1998, 14/14); (1999, 15/15); (2000, 12/12); (2001, 13/15) Total 83/87

PRO: Signed as UFA from Chicago on March 15, 2002...originally was D1-96 (13th overall) by Chicago.

2001: Started 13 of 15 games for Chicago and had one interception and nine passes defended for division champions...had 45t interception return in 24-0 victory at Detroit 12/30...also recovered two fumbles - at Detroit and at Atlanta 10/7...had 51 tackles, 49 solo.

CAREER NOTES: 2000: Started first 12 games before being placed on injured reserve with right knee sprain...tied for second on team with two interceptions, including 35t vs. Indianapolis 11/5...was one of four Bears to record scoring interception return...had 52 tackles, 36 solo, three tackles for losses, one forced fumble and 14 passes defended...passes defended topped club...had three passes defended 9/24 vs. Detroit...had eight tackles and a pass defended at Green Bay 10/1...had seven tackles (one for loss) and two passes defended at Philadelphia 10/22...had season-high nine tackles and one forced fumble vs. Tampa Bay 11/19...suffered knee sprain at NYJ 11/26 and missed rest of season. **1999:** Led team with 11 passes defended and finished with 71 tackles, 48 solo...started first 15 games before missing 1/2/00 vs. Tampa Bay with hamstring injury...had one interception and only NFL sack...had 10 tackles and two passes defended vs. Philadelphia 10/17...had eleven stops and sack at Green Bay 11/7...had 10 tackles vs. Minnesota 11/14...OT interception of QB-Jeff George led to victory. **1998:** Started 14 games...was inactive vs. Baltimore 12/20 and placed on injured reserve 12/22...intercepted four passes and had career-high 21 passes defended...finished seventh on team with 85 tackles, along with one forced fumble and one fumble recovered...swiped Green Bay QB-Brett Favre pass 12/13 and returned them 13 yards for 1st career touchdown on...had 10 tackles and two passes defended vs. Jacksonville 9/6...had interception at Arizona 10/11, 10/25 at Tennessee and 12/6 at Minnesota. **1997:** Started 16 games, 15 at RCB and set career highs with five interceptions and four forced fumbles...finished fifth on the team with 94 tackles...had 15 tackles, two passes defended and one interception vs. Minnesota 9/7... forced and recovered a fumble vs. Tampa Bay 11/23...had two interceptions at St. Louis 12/14. **1996:** Started 13 of 15 games...named to College & Pro Football Newsweekly, Football News and PFWA All-Rookie teams... ranked 3rd on team with 113 tackles, while 93 solo stops were 2nd on club...ranked 2nd in passes defended (18)...had two interceptions, two forced fumbles and two fumbles recovered...had 10 tackles, one forced fumble, one fumble recovered and three passes defended in debut 9/2 vs. Dallas...had 14 stops vs. Minnesota 9/15...had interceptions 9/22 at Detroit and at Kansas City 11/17...missed starts 10/6 vs. Green Bay and 10/13 at New Orleans after toe injury 9/29 vs. Oakland...had 10 tackles and blocked a field goal at Minnesota 10/28...dressed but did not play vs. Detroit 11/24 with toe injury...had 10 tackles vs. St. Louis 12/8 and eleven vs. San Diego 12/14.

HONORS: 1996: College and Pro Football Newsweekly, Football News and PFWA All-Rookie Team.

COLLEGE: Four-year letterman...holds school interception record (17)...emerged as starter as freshman at LCB and also started at FS...broke up 37 passes in career...earned All-SEC honors in final three seasons... played in Senior Bowl...was first-team All-SEC at LCB as **senior**...had four interceptions and eight passes defended...was AP and Coaches first-team All-SEC while starting every game at strongside corner as **junior**...ranked 3rd in SEC and 5th in nation with six interceptions...led team with 12 passes defended...recovered two fumbles and blocked two kicks...was one of three **sophomores** to earn All-SEC (second-team) honors...started every game at LCB...tied seasonal record with six interceptions...interceptions ranked 3rd in SEC and 7th in nation...played in 10 games, including starts in final three as **freshman**.

PERSONAL: Full name is Walter Lee Harris...born in LaGrange, Ga....attended LaGrange High School...was All-America honorable mention by USA Today...team compiled 34-6 record in final three years...also a track hurdler... teamed with Thomas Smith to organize ticket donation program called "Corner to Corner" in first season with the Bears that provides tickets for each home game to the Boys and Girls Clubs of Chicago...the program included an on-field visit before each game and visits by Harris and Smith to clubs throughout the season...partnered with fellow members of Bears secondary and Meals on Wheels in 2000 to "Intercept Hunger" with meal donations being made based on participating players' performances each game...Harris and his wife, Trina, reside with their children, Courtney, London and Summer in Gurnee, Ill.

CAREER STATISTICS

YEAR	ST/PL	SOLO	AST	TOT	SKS	PD	FF	FR	INTS	YDS	AVG	LG	TD
1996 Chi.	13/15	93	20	113	0.0	18	2	2	2	0	0.0	0	0
1997 Chi.	16/16	75	19	94	0.0	19	4	1	5	30	6.0	12	0
1998 Chi.	14/14	65	20	85	0.0	21	1	1	4	41	10.3	26	1
1999 Chi.	15/15	48	23	71	1.0	11	0	1	1	-1	-1.0	-1	0
2000 Chi.	12/12	36	16	52	0.0	14	1	0	2	35	17.5	35†	1
2001 Chi.	13/15	47	23	70	0.0	9	2	2	1	45	45.0	45†	1
TOTAL	83/87	364	121	485	1.0	92	10	7	15	150	10.0	45†	3





MARVIN HARRISON

Wide Receiver

6-0 175

Syracuse

7th Year With Colts

Draft-1, 1996 (19th overall)

Born: August 25, 1972



GAMES STARTED/PLAYED: (1996, 15/16); (1997, 15/16); (1998, 12/12); (1999, 16/16); (2000, 16/16); (2001, 16/16) Total 90/92

PRO: Pick was obtained in package from Atlanta in QB-Jeff George trade.

CAREER HIGHLIGHTS: Made third consecutive Pro Bowl starting appearance...was 109-1,524, 15 TDs receiving, his third consecutive 100+ season (115, 1999; 102, 2000)...three straight 100+ seasons tie him with WRs-Jerry Rice (San Francisco, 1994-96) and Herman Moore (Detroit, 1995-97) as the only NFL players with three consecutive 100+ seasons (he entered last season as one of only five players (now six) with two straight 100+ seasons)...Harrison (522-7,078, 62 TDs career) has snared more passes over the first four (311), five (413) and six (522) seasons of a career than any player in NFL history, and he needs 74 receptions this year to move past WR-Sterling Sharpe (Green Bay) for the most receptions over the first seven seasons of a career...Harrison's 62 scoring receptions rank 3rd-most during that same six-year career-opening span (79, Rice; 63, WR-Lance Alworth, San Diego)...Harrison reached 500 career receptions in his 90th game, the 2nd-fastest pace in NFL history to that plateau (89 games, WR-Lionel Taylor, Denver)...has receptions in club-record 92 consecutive games (every game of career), the 6th-longest active streak in the NFL (241, Rice, Oakland; 140, WR-Tim Brown, Oakland; 136, RB-Larry Centers, Buffalo; 121, RB-Marshall Faulk, St. Louis; 93, WR-Keyshawn Johnson, Tampa Bay)...has had multiple receptions in 91 of 92 career games, 5+ receptions in 57 games and 6+ receptions in 43 outings...has 6 career 10+ reception games, 2nd-most in club history (11, WR-Raymond Berry, 1955-67)...has led the Colts in receptions, yards and TDs in 5 of his 6 seasons (he did not in 1998 after missing final 4 games with injury)...joins Berry (631) as the only Colts with 500+ career receptions...has 27 career 100+ games, surpassing the prior club record total of Berry (24)...has registered 6 50+ reception seasons, T2nd-most in club history (7, Berry, 1958-62, 65-66; 6, Bill Brooks, 1986-92)...has produced top 3 seasonal receiving yardage totals in club history (1,663, 1999; 1,524, 2001; 1,413, 2000) and is the only player in Colts history with multiple 1,000+ seasons...Harrison has 62 career TDs, 3rd-most in club history (113, RB-Lenny Moore; 68, Berry)...has 8 career 50+yard TD receptions and 27 career 20+yard TD snafes...has 12 career multiple TD games...Harrison has produced three 10+touchdown seasons (15, 2001; 14, 2000; 12, 1999) and joins RB-Tom Matte (1967-69) as the only Colts with three consecutive double-digit touchdown seasons...from 1999-2001, Harrison has more receptions (326) than any NFL player (319, WR-Jimmy Smith, Jacksonville is 2nd), reception yards (4,600; Smith, Jacksonville is 2nd at 4,222) and TD receptions (41; Randy Moss, Minnesota is 2nd at 36)...Harrison has teamed with RB-Edgerrin James to top the 100+yard mark in their respective category 13 times in 38 games together (34%)...the only more prolific 100/100+ duos in NFL history are RB-Emmitt Smith/WR-Michael Irvin, Dallas (20 times in 124 games together, 16%) and RB-Barry Sanders/WR-Herman Moore, Detroit (16 times in 106 games together, 15%)...in the other 681 games in Colts history, the feat has been accomplished only 21 times (Harrison also did it once with RB-Marshall Faulk in 1996 and three times with RB-Dominic Rhodes in 2001, thus has participated in 17 of 32 such Colts tandems in club history)...Harrison has been on the receiving end of 384 passes from QB-Peyton Manning...in 60 games, Harrison and Manning have hooked up for 5,337 yards and 47 touchdowns...Harrison's 47 hookups with Manning rank as the 2nd-most active TD duo in the NFL (57, Favre to WR-Antonio Freeman, Green Bay; 37, QB-Mark Brunell to Smith, Jacksonville; 31, QB-Jeff Garcia to WR-Terrell Owens, San Francisco) and rank 2nd-most in club history by a QB/receiver tandem (63, Unitas to Berry)...the duo has hooked up 8 times for 50+yard TDs...Harrison held 131 yds/rec. avg. on 14 TDs (14-183) 1996-97 prior to Manning, but holds 26.0 yds/rec. avg. on 47 TDs (47-1,223) 1998-present with Manning...Harrison has totaled 25 of his 27 career 100+ games with Manning at QB...has NFL-best 23 100+ games in last 3 seasons...Harrison had 8 TD snafes of 20+ yards in 2001, 5 in 2000 and 7 in 1999...the club bests for most 20+yard TD receptions in a season are 9 by WR-Roger Carr (1976), 8 by RB-Lenny Moore (1960), 7 by Berry (1960), Orr (1962) and Mackey (1963, 1966)...28 of 62 career TD receptions by Harrison exceed 20 yards, here is the breakdown of all Colts with 30+ career TD receptions with snafes exceeding 20 yards: Berry (26 of 68); Orr (29 of 50); Moore (28 of 48); TE-Jim Mutscheller (19 of 40); TE-John Mackey (29 of 38)...Harrison holds 22.3 avg. on 62 TDs (62-1,445)...Harrison (19th pick) is member of 1996 first-round WR draft class that featured Keyshawn Johnson (1st pick), Terry Glenn (7th pick), Eddie Kennison (18th pick) and Eric Moulds (24th pick), but Harrison's career totals (522-7,078, 62 TDs) leads the pack (Johnson, 482-6,258, 40 TDs; Glenn, 329-4,669, 22 TDs; Kennison 212-2,946, 16 TDs; Moulds, 342-5,165, 28 TDs).

2001: Started all 16 games for third consecutive season and has started 48 consecutive outings and 90 of 92 for career...was 109-1,524, 16 TDs receiving...ranked 3rd in NFL receptions, 1st in AFC yardage, 2nd in NFL, 2nd in AFC TDs, 4th in NFL, 1st in AFC TD receptions, 2nd in NFL...recorded 7-146, 3 TDs vs. Buffalo 9/23, scoring all TDs in the 2nd qtr. (39, 39, 71)...was 9-174, 3 TDs (8, 11, 40) vs. Miami 11/11, marking 6th career 3+TD game...

Harrison (27) is 1st in club history in 100+ receiving games (24, Berry)...Harrison is 1 of 7 Colts with 3 TDs receiving in a game (TE-Jim Mutscheller, Berry (twice), Moore, WR-Jimmy Orr (twice), WR-Roger Carr, TE-Ken Dilger), but is the only one to do it more than twice...was 4-35 at NYJ 9/9 and 3-49 at New England 9/30...was 8-60, 2 TDs (31, 61) vs. Oakland 10/14 and 8-157, 1 TD (21) vs. New England 10/21...was 8-98, 1 TD (47) at Kansas City 10/25 and 5-32 at Buffalo 11/4...was 6-55 at New Orleans 11/18 and 8-128, 1 TD (151) vs. San Francisco 11/25...was 5-89, 1 TD (57) at Baltimore 12/2, 7-84 at Miami 12/10 and 5-66 vs. Atlanta 12/16...was 12-127, 1 TD (391) vs. NYJ 12/23 and 5-96 at St. Louis 12/30...was 9-128, 2 TDs (20, 43) vs. Denver 1/6/02 to set club seasonal record for TD receptions (14, Berry, 1959; Harrison, 1999)...had 13 TD receptions at home, tying Rice's NFL seasonal record...more than doubled the reception total of club's second-leading receiver (47, TE-Marcus Pollard), the only time in Colts history the leading receiver more than doubled the runner-up.

CAREER NOTES: 2000: Totaled 102-1,413, 14 TDs receiving...he tied with Carolina's Muhsin Muhammad for first in NFL receptions...one of only four NFL players to record 100+ receptions in 2000...ranked 1st in AFC TDs, 2nd in NFL, 2nd in AFC yards, 6th in NFL...tied with Denver's Rod Smith and Minnesota's Randy Moss for most 100+ receiving games with eight...his 14 receiving TDs tied Raymond Berry (1959) for then-most receiving TDs in a season by a Colt...Harrison surpassed 1,000 seasonal receiving yards in nine games, tying Berry (1960) for fastest streak to 1,000 seasonal yards in club history...he produced only the 6th 1,000+ season in club history (1,663, Harrison, 1999; 1,298, Berry, 1960; 1,131, Brooks, 1986; 1,012, WR-Roger Carr, 1976; 1,038, WR-Reggie Langhorne, 1993)...Harrison had TD receptions in 10 different games to join Berry (10, 1959) for the most number of games in a season with a TD snare...Harrison (14 TDs) produced the 26th 10+ TD season in club history and teamed with RB-Edgerrin James (18 TDs) to form only the 5th 10+ TD seasonal tandem in Colts history (17, James/12, Harrison, 1999; 13, Moore/10, Berry, 1960; 15, Mitchell/11, RB-Don McCauley, 1975; 11, Carr/11, McCauley, 1976)...Harrison held 27.4 avg. on 14 TDs (14-384)...became only player in club history to record 100+ games in first three games of the season and he has accomplished the feat twice (1999, 2000)...recorded four 50+ yard TD receptions (78, vs. NE 10/22; 76, vs. Jax. 9/25; 51, vs. NE 10/22; 50, vs. Oak. 9/3) and has seven for his career...posted three 10+ reception games (13, at New England, 10/8; 12, vs. Minnesota, 12/24; 10, vs. Oakland, 9/10), which ranked tied for most in a season (3, Berry, 1960; 3, Joe Washington, 1979)...was 9-115 at Kansas City 9/3 and 10-141, 1 TD (501) vs. Oakland 9/10...totaled 2-103, 1 TD (761) vs. Jax. 9/25 and joined Berry (6, G5-10, 1960) as the only Colts with 3+ cons. 100+ games, but he is the only Colt to do it twice...was 3-45, 1 TD (141) at Buffalo 10/1, joining Berry as the only Colts to have TDs in 4 cons. games twice and only the fourth player in club history to record TDs in 4 cons. games (WR-Willie Richardson, Berry, Mackey)...posted 13-159, 1 TD at New England 10/8, then his second-highest career yardage total (196, at SD 9/26/99) and tied for second-highest career reception total (14, at Cleveland 12/26/99; 13, at SD 9/26/99)...tallied 7-134 at Seattle 10/15...totaled 5-156, 2 TDs (511, 781), vs. NE 10/22...became first player since WR-Roger Carr (541, 671, at NE, 9/18/78) to score two 50+ yard TD receptions in same game and only fourth player in club history...his 781 grab from Manning was longest of his career...posted 9-109 vs. Detroit 10/29 for fourth cons. 100+ game...the only club streak longer is six by Berry (G5-10, 1960)...was 12-109, 3 TDs vs. Minnesota 12/24. **POST-SEASON:** Totaled 5-63 at Miami 12/30. **1999:** Produced one of the finest reception seasons in NFL history with 115-1,663, 12 TDs, including nine 100+ games...it marked then the 26th 100+ reception season in NFL history, the 5th-highest NFL yardage season and made Harrison one of 14 players to produce nine or more 100+ yardage games in a season...all three areas by Harrison (115, 1,663, 9 100+ games) broke prior Colts seasonal records (86, RB-Marshall Faulk, 1998; 1,298, 7, Berry, 1960)...Harrison ranked 5th-most among the NFL all-time seasonal reception yards leaders (1,848, Jerry Rice, SF, 1995; 1,781, Isaac Bruce, St.L., 1995; 1,746, Charley Hennigan, Hou., 1961; 1,686, Herman Moore, Det., 1995)...Harrison ranked 2nd in NFL receptions, 1st in NFL yards and 1st in AFC TD receptions, T2nd in NFL...Harrison ranked 4th in overall AFC TDs, 17th in NFL...Harrison (115) combined with RB-Edgerrin James (62) to form the most potent seasonal reception duo (177) in Colts history and with James (62) and WR-Terrence Wilkins (42) to form the most potent seasonal reception trio (219) in Colts history...Harrison set his career-best with 12 TD receptions...with TD receptions in games 1-4 in 1999, Harrison became the first Colt since WR-Willie Richardson (G10-13, 1968) to have TD receptions in 4 cons. game and he joined Richardson, Berry (twice) and Mackey to tie for 7th-longest streak of cons. games with a TD reception in Colts history...Harrison had 7 TD snares of 20+ yards in 1999, the most from 20+ yards out in a season since 7 by Mackey in 1966...Harrison held 27.7 avg. on 12 TDs (12-332) in 1999...Harrison was 8-121, 2 TDs vs. Buffalo 9/12, his 2nd cons. 100+ effort on opening day (5-102, 1 TD vs. Miami 9/6/98)...Harrison teamed with WRE-G. Green (5-124) and James (26-112, 1 TD) vs. Bills to produce only the 3rd game in club history with 2 100+ receivers and a 100+ rusher in same game (11/9/75 at Buffalo, RB-Lydeell Mitchell 27-112, WRs-Glenn Doughty 3-102 and Roger Carr 2-136; 10/27/85 vs. Green Bay, RB-Randy McMillan 24-126, WRs-Matt Bouza 6-109 and Wayne Capers 5-104)...Harrison was 7-105, 3 TDs at New England 9/19...Harrison had 5 TD snares in first two games, the fastest seasonal start by a Colts receiver since 4 in first two games by E-Dee Mackey in 1962...he is the third Colt with cons. multiple TD games (2 cons. games by Berry 10/30/60 at Dallas and 11/6/60 vs. GB; 2 cons. games by Orr 10/24/65 vs. LA Rams and 10/31/65 at SF)...Harrison was 13-196, 1 TD at San Diego 9/26...he was 3-91, 1 TD vs. Miami 10/10 and 6-40 at NYJ 10/17...he was 8-156, 1 TD (561) vs. Cincinnati 10/24...he was 6-85, 1 TD (401) vs. Dallas 10/31...he was 7-93 vs. Kansas City 11/7 and 6-109, 2 TDs (191, 571) at NYG 11/14...he was 5-60, 1 TD at Philadelphia 11/21 and 5-58 vs. NYJ 11/28...he was 8-125 at Miami 12/1, 5-68, 6-118 vs. New England 12/12 and 9-117 vs. Washington 12/19 to produce his second 3+ cons. 100+ game streak, then was 14-138 at Cleveland for his fourth cons. 100+ game...14 receptions at Browns set the club record for receptions in a game, and it was his ninth 100+ game...nine 100+ games in a season is T4th-best in NFL history and Harrison is 1 of 14 players with 9+ 100+ games in a season (11, Michael Irvin, Dal., 1995; 10, Charley Hennigan, Hou., 1961; 10, Herman Moore, Det., 1995; 9, Elroy Hirsch, LA Rams, 1951; 9, Bill Groman, Hou., 1960; 9, Lance Alworth, SD, 1965; 9, Don

Maynard, NYJ, 1967; 9, Stanley Morgan, NE, 1986; 9, Mark Carrier, TB, 1989; 9, Robert Brooks, GB, 1995; 9, Isaac Bruce, St.L., 1995; 9, Jerry Rice, SF, 1995; 9, Jimmy Smith, Jax., 1999)...he was 4-51 at Buffalo 1/2...Harrison earned AFC Offensive Player of the Month for September. **POST-SEASON:** Was 5-65 vs. Tennessee 1/16. **1998:** Started first 12 games before suffering separated shoulder 11/29 at Baltimore...placed on injured reserve 11/30 and missed remainder of season...was 59-776, 7 TDs and ranked 3rd in AFC receptions, 6th in NFL, 5th in AFC reception yards, 13th in NFL, at time of injury...was 20-245 on third down receptions...was 9-128, with 38t vs. NYJ 11/15 to tie career-best in receptions and establish career-best in yardage...was 5-102 with 4t vs. Miami 9/6...along with Manning (21-37-302) formed only second 300+ passing/100+ receiving opening day duo effort in club history (John Unitas, 401; TE-John Mackey, 6-126; vs. Atlanta 9/17/67)...also marked only 5th opening day 100+ receiving outing in club history...was 6-98, 3 TDs at San Francisco 10/18 to mark second 3-TD game of career...Harrison's 61t reception and Faulk's 65t rush marked first time in club history a 50t scoring rush and reception occurred in same game...was 7-95 vs. New Orleans 9/27 and 7-77 at NYJ 9/20. **1997:** Led team in receptions (73), receiving yards (866) and receiving TDs (6) for second consecutive season...also posted a pair of 2-point receptions...did not start 9/7 vs. New England as club opened in two-TE set...73 receptions were 6th-best seasonal reception total in team history...Faulk (1,054 rushing), Harrison (866 receiving) and WR-Sean Dawkins (804 receiving) marked only second time in club history (1989; Eric Dickerson/1,311 rush; Bill Brooks/919 receiving; Andre Rison/820 receiving) Colts produced 1000+ rusher and two 800+ receivers in same season)...was 9-74 receiving 9/7 vs. New England for career-high receptions total...posted 8-98, 1 TD vs. Green Bay 11/16 for season-high yardage total...totaled 7-65, 1 TD at Minnesota 12/21 with 2t and 2-point reception...was 5-64, 1 TD at Buffalo with 2t...had 18t 10/12 at Pittsburgh and 20t 11/23 at Detroit. **1996:** Led team in receptions (64), receiving yards (836) and receiving TDs (8)...ranked behind only Brooks (65-1,131, 8 TDs) in Colts history in rookie receptions and yards while tying for rookie TDs...joined Dan Edwards (1954) and Matt Bouza (1982) as only rookies to lead Colts in receptions...joined Faulk (1994), WR-Andre Rison (1989), Brooks (1986) and RB-Royce Womble (1954) as only Colts' rookies with receptions in each game (Patton accomplished in 1998)...was 6-85, with 35t reception vs. Arizona 9/1...became first rookie WR to start opening game in 2-WR set since 1980 (Raymond Butler)...was 5-102-20.4 PR avg. 9/8 at Jets to earn AFC Special Teams Player-of-the-Week honors...had 31- and 29-yard punt returns, while 102 total yards were 6th-highest single-game total in club history and 2nd-best by rookie (107, Dewell Brewer vs. Miami 12/18/94)...was 6-93, 1 TD receiving 11/24 at New England with 37-yard grab to set up 5t catch...had first career 100+ outing with 7-106, 1 TD vs. Philadelphia 12/5...had 20t snare and had 30-yard reception to help set up final TD...was 6-103, 3 TDs receiving at Kansas City 12/15 to earn AFC Offensive Player-of-the-Week and Miller Lite NFL Player-of-the-Week honors...had 3t, 5t and 37t to tie club mark for receiving TDs in a game...tied club rookie mark by posting second consecutive 100+ outing (Brooks, 1986)...had 9t vs. San Diego 11/3 and 4t vs. Jets 11/17 for other scores. **POST-SEASON:** Was 3-71 receiving at Pittsburgh 12/29, including 48-yard reception to set up TD.

HONORS: **1996:** AFC Special Teams Player-of-the-Week (9/8 at Jets)...AFC Offensive Player-of-the-Week (12/15 at Kansas City)...Miller Lite NFL Player-of-the-Week (12/15 at Kansas City)...Football News NFL All-Rookie First-Team. **1999:** Pro Bowl Starting Wide Receiver...Associated Press, Sporting News, Sports Illustrated, College and Pro Newsweekly, Pro Football Weekly, Football Digest, Football News NFL All-Pro First-Team...NFL Alumni Wide Receiver of the Year...Pro Football Weekly All-AFC...Football Digest Most Improved Player...Miller Lite Player of the Year Finalist...All-Madden Team...AFC Offensive Player of the Month (September)...Sixth-most NFL Pro Bowl fan votes (91,818). **2000:** Pro Bowl Starting Wide Receiver...Sporting News, Pro Football Weekly All-Pro First-Team...Associated Press, College and Pro Newsweekly, Football Digest All-Pro Second-Team...Pro Football Weekly, Football News All-AFC...Seventh-most NFL Pro Bowl fan votes (149,971). **2001:** Pro Bowl Starting Wide Receiver...College and Pro Football Newsweekly NFL All-Pro First-Team...Associated Press NFL All-Pro Second-Team...Pro Football Weekly, Football News All-AFC Team.

COLLEGE: Four-year letterman and three-year starter...career totals included 42 games with 30 starts and 135-2,718, 20 TDs receiving...also was 42-12.9 avg., 2 TDs PR...ranked 1st in school history in receiving yards, 2nd in TDs (22, Rob Moore, 1987-89), and 3rd in receptions...was consensus All-Big East as **senior** after starting 11 games and posting 56-1,131, 8 TDs receiving...led conference, set school record and ranked 8th in nation with 102.8 receiving ypg...ranked 3rd in nation with 22-16.8 avg., 2 TDs PR...had 96t reception vs. West Virginia, the longest reception in school history...had 94t PR vs. Minnesota...capped career with 7-173 and 56t and 38t receptions in 41-0 win over Clemson in Gator Bowl...started 10 games as **junior** and posted 36-761, 5 TDs receiving, 5-68, 1 TD rushing and 18-9.2 PR avg...saw action in 11 games with nine starts as **sophomore** and was 41-813, 7 TDs receiving...saw reserve action in 10 games as **freshman** and posted 2-13 receiving vs. Temple for seasonal receiving totals...red-shirted in 1991...holds degree in retailing.

PERSONAL: Full name is Marvin Harrison...born in Philadelphia, Pa....attended Roman Catholic High School...was three-time Maxwell Award winner, given to city's top player...also lettered three years in basketball...hosted to approximately 40 youths from Terre Haute HYTE Center during training camp last year and each kid received a jersey and lunch...hosted a Christmas celebration with residential children at Northwestern Humane Services in Philadelphia last year...donates ticket to each home game to Police Athletic League (PALs)...Harrison, along with Donovan McNabb and Bobby Taylor of the Philadelphia Eagles hosted a three-on-three charity basketball tournament in Philadelphia in off-season to benefit March of Dimes...participated in Colts-Star/News Gridiron Geography program...sponsors "Effort to Succeed" program which honors students from Philadelphia schools...sponsors one Philadelphia high school student each summer to attend Syracuse University...appeared on "Wheel of Fortune" during Super Bowl week in 1999 to raise money for underprivileged children in Syracuse, NY...had special turkey giveaway at Thanksgiving for inner-city Philadelphia residents...participated the last two years in Cookies for Kids program that benefited the Indianapolis

Housing Agency Development...his mother, Linda, was one of the 16 founding members of the Pro Football Player's Mother's Association...single...resides in Philadelphia, Pa.

CAREER STATISTICS

RECEIVING

YEAR	ST/PL	No.	Yds.	Avg.	LG	TD
1996	15/16	64	836	13.1	41	8
1997	15/16	73	866	11.9	44	6
1998	12/12	59	776	13.2	61t	7
1999	16/16	115	1663	14.5	57t	12
2000	16/16	102	1413	13.9	78t	14
2001	16/16	109	1524	14.0	68	15
TOTAL	90/92	522	7078	13.6	78t	62

CAREER BEST RECEIVING

Number:	14	at Cleveland 12/26/99
Yards:	196	at San Diego 9/26/99
Longest:	78t	vs. New England 10/22/00
TDs:	3	at Kansas City 12/15/96
		at San Francisco 10/18/98
		at New England 9/19/99
		vs. Minnesota 12/24/00
		vs. Buffalo 9/23/01
		vs. Miami 11/11/01



WR-Marvin Harrison is one of only three players in NFL history to record 100+ receptions in three consecutive seasons. He had 115 in 1999, 102 in 2000 and 109 in 2001. Harrison earned Pro Bowl honors all three times.

HARRISON AMONG COLTS RECEIVERS

<u>Receptions</u>	<u>Yards</u>	<u>Touchdowns</u>	<u>100+ Games</u>	<u>Cons. Rec. Games</u>	<u>1000+ Season</u>
631 Berry	9275 Berry	68 Berry	27 Harrison	92 Harrison	1663 Harrison 1999
522 Harrison	7078 Harrison	62 Harrison	24 Berry	77 Faulk	1524 Harrison 2001
411 Brooks	6039 Moore	50 Orr	19 Moore	62 Hester	1413 Harrison 2000
363 Moore	5859 Orr	48 Moore	18 Orr	58 Orr	1298 Berry 1960
333 McCauley	5818 Brooks	40 Mutscheller	10 Carr	45 Moore	1131 Brooks 1986
					1038 Langhorne 1993
					1012 Carr 1976

NFL'S 100+ RECEPTIONS IN A SEASON

123-1686 Herman Moore, Det., 1995	111-1342 Terance Mathis, Atl., 1994	102-1413 Marvin Harrison, Colts, 2000
122-1848 Jerry Rice, S.F., 1995	109-1524 Marvin Harrison, Colts, 2001	102-1183 Muhsin Muhammad, Car., 2000
122-1371 Cris Carter, Min., 1995	108-1254 Jerry Rice, S.F., 1996	101-1317 Ed McCaffrey, Den., 2000
122-1256 Cris Carter, Min., 1994	108-1488 Brett Periman, Det., 1995	101-1199 Troy Brown, NE, 2001
119-1781 Isaac Bruce, St. Louis, 1995	108-1461 Sterling Sharpe, G.B., 1992	101-1181 Charley Hennigan, Hou., 1991
116-1636 Jimmy Smith, Jax., 1999	106-1372 Art Monk, Wash., 1984	101- 962 Larry Centers, Ariz., 1995
115-1663 Marvin Harrison, Colts, 1999	106-1296 Herman Moore, Det., 1996	100-1602 Rod Smith, Den., 2000
113-1343 Rod Smith, Den., 2001	106-1266 Keyshawn Johnson, TB, 2001	100-1502 Jerry Rice, S.F., 1990
112-1499 Jerry Rice, S.F., 1994	104-1408 Tim Brown, Oak., 1997	100-1181 Haywood Jeffries, Hou., 1991
112-1373 Jimmy Smith, Jax., 2001	104-1293 Herman Moore, Det., 1997	100-1180 Carl Pickens, Cin., 1996
112-1274 Sterling Sharpe, G.B., 1993	104-1189 Eric Metcalf, Atl., 1995	100-1176 Lionel Taylor, Den., 1961
111-1603 Michael Irvin, Dal., 1995	102-1497 Robert Brooks, G.B., 1995	100-1071 Marty Booker, Chi., 2001

NFL ALL-TIME SEASONAL RECEPTION YARDAGE LEADERS

1,848 Jerry Rice, San Francisco	1995
1,781 Isaac Bruce, St. Louis	1995
1,746 Charley Hennigan, Houston	1961
1,686 Herman Moore, Detroit	1995
1,663 Marvin Harrison, Colts	1999

100-YARD GAMES (27)

<u>Date</u>	<u>Opponent</u>	<u>No.</u>	<u>Yds.</u>	<u>Avg.</u>	<u>LG</u>	<u>TD</u>
9/26/99	at San Diego	13	196	15.1	46	1
11/11/01	Miami	9	174	19.3	45	3
10/ 8/00	at New England	13	159	12.2	23	1
10/21/01	New England	8	157	19.6	68	1
10/24/99	Cincinnati	8	156	19.5	56t	1
10/22/00	New England	5	156	31.2	78t	2
9/23/01	Buffalo	7	146	20.9	39t	3
9/10/00	Oakland	10	141	14.1	50t	1
12/26/99	at Cleveland	14	138	9.9	30	0
10/15/00	at Seattle	7	134	19.1	39	0
11/15/98	New York Jets	9	128	14.2	38	1
11/25/01	San Francisco	8	128	16.0	39	1
1/ 6/02	Denver	9	128	14.2	43t	2
12/23/01	New York Jets	12	127	10.6	39t	1
12/ 5/99	at Miami	8	125	15.6	36	0
9/12/99	Buffalo	8	121	15.1	42	2
12/12/99	New England	6	118	19.7	52	0
12/19/99	Washington	9	117	13.0	30	0
9/ 3/00	at Kansas City	9	115	12.8	31	0
11/14/99	at NY Giants	6	109	18.2	57t	2
10/29/00	Detroit	9	109	12.1	29	1
12/24/00	Minnesota	12	109	9.1	18t	3
12/ 5/96	Philadelphia	6	106	17.7	30	1
9/19/99	at New England	7	105	15.0	42	3
12/15/96	at Kansas City	6	103	17.2	37t	3
9/25/00	Jacksonville	2	103	51.5	76t	1
9/ 6/98	Miami	5	102	20.4	42	1

MULTIPLE TOUCHDOWN GAMES (12)

<u>Date</u>	<u>Opponent</u>	<u>No.</u>	<u>Yds.</u>	<u>Avg.</u>	<u>LG</u>	<u>TD</u>
12/15/96	at Kansas City	6	103	17.2	37t	3
10/18/98	at San Francisco	6	98	16.3	61t	3
9/19/99	at New England	7	105	15.0	42	3
12/24/00	Minnesota	12	109	9.1	18t	3
9/23/01	Buffalo	7	146	20.9	39t	3
11/11/01	Miami	9	174	19.3	45	3
9/12/99	Buffalo	8	121	15.1	42	2
11/14/99	at NY Giants	6	109	18.2	57t	2
10/22/00	New England	5	156	31.2	78t	2
11/26/00	Miami	4	74	18.5	27t	2
10/14/01	Oakland	8	60	7.5	11	2
1/ 6/02	Denver	9	128	14.2	43t	2

1996 GAME-BY-GAME RECEIVING

Date	Opponent	No.	Yds.	Avg.	LG	TD
9/ 1/96	Arizona	6	85	14.2	35	1
9/ 8/96	at New York Jets	2	35	17.5	20	0
9/15/96	at Dallas	3	16	5.3	6	0
9/23/96	Miami	4	11	2.8	7	0
10/ 6/96	at Buffalo	5	88	17.6	41	0
10/13/96	Baltimore	1	20	20.0	20	0
10/20/96	New England	4	42	11.0	14	0
10/27/96	at Washington	2	18	9.0	12	0
11/ 3/96	San Diego	3	35	11.7	15	1
11/10/96	at Miami	4	38	9.5	16	0
11/17/96	New York Jets	3	39	13.0	27	1
11/24/96	at New England	6	93	15.5	37	1
12/ 1/96	Buffalo	3	22	7.3	9	0
12/ 5/96	Philadelphia	6	106	17.7	30	1
12/15/96	at Kansas City	6	103	17.2	37	3
12/22/96	at Cincinnati	6	85	14.2	37	0
TOTAL		64	836	13.1	41	8

1997 GAME-BY-GAME RECEIVING

Date	Opponent	No.	Yds.	Avg.	LG	TD
8/31/97	at Miami	2	14	7.0	8	0
9/ 7/97	New England	9	74	8.2	12	0
9/14/97	Seattle	4	38	9.5	14	0
9/21/97	at Buffalo	5	64	12.8	25	1
10/ 5/97	New York Jets	3	36	12.0	18	0
10/12/97	at Pittsburgh	3	52	17.3	19	1
10/20/97	Buffalo	3	57	19.0	21	0
10/26/97	at San Diego	4	47	11.8	16	0
11/ 2/97	Tampa Bay	3	57	19.0	44	0
11/ 9/97	Cincinnati	8	83	10.4	17	1
11/16/97	Green Bay	8	98	12.3	29	1
11/23/97	at Detroit	3	30	10.0	20	1
11/30/97	at New England	3	40	13.2	15	0
12/ 7/97	at New York Jets	3	48	16.0	21	0
12/14/97	Miami	5	63	12.6	41	0
12/21/97	at Minnesota	7	65	9.3	23	1
TOTAL		73	866	11.9	44	6

1998 GAME-BY-GAME RECEIVING

Date	Opponent	No.	Yds.	Avg.	LG	TD
9/ 6/98	Miami	5	102	20.4	42	1
9/13/98	at New England	2	26	12.0	14	0
9/20/98	at New York Jets	7	77	11.0	22	0
9/27/98	New Orleans	7	95	13.6	21	0
10/ 4/98	San Diego	3	39	13.0	15	0
10/11/98	Buffalo	4	61	15.3	25	1
10/18/98	at San Francisco	6	98	16.3	61†	3
11/ 1/98	New England	5	34	6.8	10	0
11/ 8/98	at Miami	5	32	6.4	12	0
11/15/98	New York Jets	9	128	14.2	38	1
11/22/98	at Buffalo	4	49	12.3	30	1
11/29/98	at Baltimore	2	35	17.5	26	0
12/ 6/98	at Atlanta		(Injured Reserve)			
12/12/98	Cincinnati		(Injured Reserve)			
12/20/98	at Seattle		(Injured Reserve)			
12/27/98	Carolina		(Injured Reserve)			
TOTAL		59	776	13.2	61†	7

1999 GAME-BY-GAME RECEIVING

Date	Opponent	No.	Yds.	Avg.	LG	TD
9/12/99	Buffalo	8	121	15.1	42	2
9/19/99	at New England	7	105	15.0	42	3
9/26/99	at San Diego	13	196	15.1	46	1
10/10/99	Miami	3	91	30.3	33	1
10/17/99	at New York Jets	6	40	6.6	13	0
10/24/99	Cincinnati	8	156	19.5	56†	1
10/31/99	Dallas	6	85	14.2	40†	1
11/ 7/99	Kansas City	7	93	13.3	29	0
11/14/99	at New York Giants	6	109	18.2	57†	2
11/21/99	at Philadelphia	5	60	12.0	22	1
11/28/99	New York Jets	5	58	11.6	17	0
12/ 5/99	at Miami	8	125	15.6	36	0
12/12/99	New England	6	118	19.7	52	0
12/19/99	Washington	9	117	13.0	30	0
12/26/99	at Cleveland	14	138	9.9	30	0
1/ 2/99	at Buffalo	4	51	12.8	30	0
TOTAL		115	1663	14.5	57†	12

2000 GAME-BY-GAME RECEIVING

Date	Opponent	No.	Yds.	Avg.	LG	TD
9/ 3/00	at Kansas City	9	115	12.8	31	0
9/10/00	Oakland	10	141	14.1	50†	1
9/25/00	Jacksonville	2	103	51.5	76†	1
10/ 1/00	at Buffalo	3	45	15.0	27	1
10/ 8/00	at New England	13	159	12.2	23	1
10/15/00	at Seattle	7	134	19.1	39	0
10/22/00	New England	5	156	31.2	78†	0
10/29/00	Detroit	9	109	12.1	29	1
11/ 5/00	at Chicago	6	42	7.0	10	0
11/12/00	New York Jets	4	34	8.5	15	1
11/19/00	Green Bay	2	28	14.0	19	0
11/26/00	Miami	4	74	18.5	27†	2
12/ 3/00	at New York Jets	8	90	11.3	17	1
12/11/00	Buffalo	2	27	13.5	14	0
12/17/00	at Miami	6	47	7.8	11	0
12/24/00	Minnesota	12	109	9.1	18†	3
TOTAL		102	1413	13.9	78†	14

2001 GAME-BY-GAME RECEIVING

Date	Opponent	No.	Yds.	Avg.	LG	TD
9/ 9/01	at New York Jets	4	35	8.8	15	0
9/23/01	Buffalo	7	146	20.9	39†	3
9/30/01	at New England	3	49	16.3	26	0
10/14/01	Oakland	8	60	7.5	11	2
10/21/01	New England	8	157	19.6	68	1
10/25/01	at Kansas City	8	98	12.3	47†	1
11/ 4/01	at Buffalo	5	32	6.4	8	0
11/11/01	Miami	9	174	19.3	45	3
11/18/01	at New Orleans	6	55	9.2	17	0
11/25/01	San Francisco	8	128	16.0	39	1
12/ 2/01	at Baltimore	5	89	17.8	57†	1
12/10/01	at Miami	7	84	12.0	17	0
12/16/01	Atlanta	5	66	13.2	28	0
12/23/01	New York Jets	12	127	10.6	39†	1
12/30/01	at St. Louis	5	96	19.2	36	0
1/ 6/02	Denver	9	128	14.2	43†	2
TOTAL		109	1524	14.0	68	15

NFL'S TOP 10 CAREER LEADING RECEIVERS AND A SIX-YEAR COMPARISON WITH MARVIN HARRISON

Career Recep.	Name	Games	No.	Yards	Avg.	TDs	100+		Team
							Games	Years	
1,364	Jerry Rice	92	446	7866	17.6	79	32	1985-90	San Francisco
1,093	Cris Carter	85	241	3506	14.5	33	9	1987-92	Phil./Minn.
951	Andre Reed	90	388	5353	13.8	39	15	1985-90	Buffalo
940	Art Monk	84	393	5482	13.9	24	19	1980-85	Washington
937	Tim Brown	80	227	3425	15.1	27	7	1988-93	LA Raiders
851	Irving Fryar	82	186	3065	16.5	27	6	1984-89	New England
819	Steve Largent	91	365	6041	16.6	46	21	1976-81	Seattle
814	Henry Ellard	81	275	4361	15.9	28	10	1983-88	LA Rams
765	Larry Centers	79	313	2805	9.0	9	2	1990-95	Arizona
764	James Lofton	89	335	6302	18.8	34	21	1978-83	Green Bay
522	Marvin Harrison	92	522	7078	13.6	62	27	1996-01	Colts

Italics denote still active.

HARRISON AMONG TOP 10 CAREER LEADING RECEIVERS IN FIRST SIX SEASONS

Receptions	Yards	Avg.	Touchdowns	100+ Games
522 Harrison	7866 Rice	18.8 Lofton	79 Rice	32 Rice
446 Rice	7078 Harrison	17.6 Rice	62 Harrison	27 Harrison
393 Monk	6302 Lofton	16.6 Largent	46 Largent	21 Largent
388 Reed	6041 Largent	16.5 Fryar	39 Reed	21 Lofton
365 Largent	5482 Monk	15.9 Ellard	34 Lofton	19 Irvin
		13.4 Harrison		19 Monk



BROCK HUARD

Quarterback

6-4 232

Washington

1st Year With Colts, 4th in NFL

Trade (Seattle)-2002

Born: April 15, 1976



GAMES STARTED/PLAYED: (1999, 0/0); (2000, 4/5); (2001, 0/1) **Total 4/6**

PRO: Joined Colts from Seattle on April 19, 2002 for D5-02 pick...originally was D3a-99 of Seattle, the 77th selection overall.

2001: Saw action in one game for Seattle...began season as third QB...played at Oakland 9/30 after injuries to QB-Matt Hasselbeck (groin, heel) and Trent Dilfer (concussion)...was 9-17-127, 1 TD against Oakland...served as backup vs. Jacksonville 10/7 and at San Diego 12/30...was 1-11 rushing.

CAREER NOTES: 2000: Started four of five appearances...was named starter following loss at Kansas City 10/2...was 49-87-540, 3 TDs/2 ints. for 76.8 rating...was 5-29 rushing...made first career start 10/8 at Carolina and was 19-34-172...was 19-26-226, 3 TDs/1 int. 10/15 vs. Indianapolis (121.6 rating)...started at Oakland 10/22, but left with second-quarter concussion...started vs. Denver 11/26, but left with first-quarter bruised kidney...missed three games after first injury and was inactive in final six outings...brother, Damon, started for Miami at Indianapolis 11/26, marking first time in NFL history two brothers started at quarterback on the same day. **1999:** Was third QB throughout season...was dressed for each game without seeing action.

COLLEGE: Was one of top QBs to play for school...holds school career marks for most passing yards (5,742), touch-down passes (51), 300+ games (4), attempts without an interception (151) and ranks second in 200+ games (14) and total yards per game (191.4)...named District VIII Academic All-American his final two seasons...appeared in nine games as **junior** and was 168-315-1,924, 15 TDs passing, while averaging 217.2 all-purpose yards per game, including two 300+ passing games...earned USA Today National Player-of-the-Week and Pac-10 Offensive Player-of-the-Week honors versus Arizona State with 27-47-318, 4 TDs, including a 63y strike with 0:28 left for 42-38 victory...set school single-game highs versus USC with 33-62 passing...earned honorable mention All-Pac-10 honors as **sophomore** and was finalist for Davey O'Brien National Quarterback Award while setting school record with 23 scoring tosses...was 146-244-2,140...moved into starting role as **freshman** in third contest of 1996 and was 108-217-1,678, 13 TDs...was 20-31, 311, 3 TDs in first career start versus Arizona.

PERSONAL: Full name is Brock Huard...born in Seattle, Wash...attended Puyallup High School...was Gatorade's Circle of Champions National Player-of-the-Year, All-State and Class AAA State Player-of-the-Year playing under father, Mike...added Parade, Super Prep, Blue Chip Illustrated, ESPN, College Sports and Schutt All-American honors...was 237-408-3,857, 45 TDs/10 ints. for career...lettered in basketball, averaging 18.1 points and 7.5 rebounds as senior...maintained 3.6 grade point average as psychology major at Washington...voted by Seahawks teammates as 2001 Man-of-the-Year for community efforts...2001 community campaign began at Super Bowl XXXV in Tampa, helping with the Super Bowl Youth Clinic...participated in Ready, Set Goals videoconference with the Yakima School District and traveled to Surrey, British Columbia, for Practice with the Pros...spent week with the Camp Fire Boys & Girls Football Camp at Camp Killoqua near Wenatchee, Wash...participated in Starbright Videoconference at Children's Hospital and visited patients at New Orleans Children's Hospital at Super Bowl XXXVI...older brother, Damon, is QB with the New England Patriots...Huard and his wife, Molly, live in Kirkland, Wash.

CAREER STATISTICS

PASSING

Year	ST/PL	Att-Comp.	Yds.	Pct.	TD	Int.	LG	Rat.
1999 Sea.	0/0	0-0	0	0.0	0	0	0	00.0
2000 Sea.	4/5	87-49	540	56.3	3	2	45	76.8
2001 Sea.	0/1	17-9	127	52.9	1	0	44	96.9
TOTAL	4/6	104-58	667	55.8	4	2	45	80.1

CAREER BEST PASSING

Attempts:	34	at Carolina 10/8/00
Completions:	19	at Carolina 10/8/00 vs. Indianapolis 10/15/00
Yards:	226	vs. Indianapolis 10/15/00
Longest:	45	at Oakland 10/22/00
TDs:	3	vs. Indianapolis 10/15/00



QADRY ISMAIL
Wide Receiver
 6-0 196
 Syracuse
 1st Year With Colts, 10th in NFL
 UFA (Baltimore)-2002
 Born: November 8, 1970



GAMES STARTED/PLAYED: (1993, 3/15); (1994, 3/16); (1995, 1/16); (1996, 2/16); (1997, 0/3); (1998, 1/10); (1999, 16/16); (2000, 13/15); (2001, 15/16) Total 54/123

PRO: Signed as UFA from Baltimore on March 18, 2002...originally was D2-93 (52nd overall) by Minnesota... signed as UFA with Green Bay on June 2, 1997...was traded to Miami on August 24, 1997...signed as UFA with New Orleans on March 24, 1998...was released by Saints on February 10, 1999...signed as FA with Baltimore on April 27, 1999.

2001: Started 15 of 16 games with Baltimore and led club in receiving with 74-1,059, 7 TDs...had at least two receptions in every game and at least five snares in seven outings...has receptions against every NFL team except Seattle and expansion Houston...did not start 10/28 vs. Jacksonville...was 3-93, 1 TD (73) 10/7 vs. Tennessee...had season-high 8-129, 1 TD at Tennessee 11/12...was 6-88 9/9 vs. Chicago, 7-85, 1 TD at Cleveland 10/21, 7-85, 1 TD vs. Jacksonville and 7-78, 1 TD vs. Indianapolis 12/2...did not have any KOR totals for first season of career...finished career with Baltimore with 191-2,819, 18 TDs receiving...two 1,000+ seasons (1,105, 1999; 1,059, 2001) tied WR-Derrick Alexander (1,099, 1996; 1,009, 1997) for the most 1,000+ seasons in Ravens history.

CAREER NOTES: 2000: Started 13 of 15 games and ranked 2nd on club with 49-655, 5 TDs receiving...was 7-102, 1 TD at Pittsburgh 9/3 and 9-85 at Jacksonville 10/8 for top outings...also had TD receptions at Tennessee 11/12, 11/19 vs. Dallas, 12/10 vs. San Diego and 12/24 vs. NYJ...topped club in playoff receptions with 9-150...had 44-yard reception in 34-7 Super Bowl XXV win over NYG...was 2-51 KOR...nine receptions at Jacksonville 10/8 marked career-high. **1999:** Started 16 games and was 68-1,105, 6 TDs receiving after going two seasons without any reception totals...all totals marked career seasonal-bests...finished 6th in AFC receiving yardage, while 16.3 average was best among AFC 1,000+ receivers...was only Ravens receiver with reception in every game and had at least five receptions in eight outings...had club-record three consecutive 100+ games, including 6-258, 3 TDs (54t, 59t, 76t) at Pittsburgh 12/12...258 yards marked the 11th-highest total in NFL history and the 15th time a receiver had 250+ yards in a game, but the only one to do it with only six snares...won AFC Offensive Player-of-the-Week honors...had 113 reception yards vs. Tennessee 12/5 and 142 vs. New Orleans 12/19. **1998:** Started one of 10 games with New Orleans...had no receptions, but totaled 28-590, 21.1 KOR...was inactive in five of final six games and did not play at Minnesota 11/8...started 9/6 at St. Louis...was 4-29.3 KOR at Indianapolis 9/27. **1997:** Was reserve in three games for Miami and was inactive for 13 contests...had no receptions and was 8-20.8 KOR. **1996:** Started two of 16 contests and played in every game for a third consecutive season for Minnesota...ranked 3rd on team with 22-351, 3 TDs receiving...was 28-18.8 KOR...was 3-78 receiving in wildcard playoff contest at Dallas 12/28...had 54t reception vs. Chicago 10/28. **1995:** Started one of 16 contests and ranked 3rd in NFL with 18.7 reception average (32-697, 3 TDs)...was 42-1,037-24.7 KOR to rank 2nd in NFC in average...had career-long 71-yard KOR at San Francisco 12/18...had 85t fourth-quarter reception vs. Detroit 9/10 to clinch win...had 50t overtime 11/12 at Arizona...was 5-142, 1 TD (77t) vs. New Orleans 11/19...was 8-207 KOR at Detroit 11/23 to set club record. **1994:** Started three of 16 games and was 45-696, 5 TDs receiving and 35-807-23.1 KOR...tied then-Vikings record with TD reception in four consecutive games (vs. New Orleans 11/6, at New England 11/13, vs. NYJ 11/20 and vs. Tampa Bay 11/27)...had winning 11t snare vs. Saints (:11 seconds remaining)...was 6-101, 1 TD vs. Buccaneers (40t fourth-quarter snare forced OT)...was 7-117 vs. NYG 10/10...was 3-29 in wildcard playoff loss vs. Chicago 1/1/95. **1993:** Started three of 15 games as rookie...was 19-212, 1 TD receiving and 42-902-21.5 KOR...made first career start at San Francisco 10/3 and was 5-63 receiving...had first career scoring reception (6t) at vs. Green Bay at Milwaukee 12/19...was 4-47 KOR in wildcard playoff loss at NYJ 1/9/94.

HONORS: 1999: AFC Offensive Player-of-the-Week (12/12 at Pittsburgh).

COLLEGE: Four-year letterman who finished career as school's all-time leading KOR with 2,290 yards on 105 returns, a 21.8-yard average...finished as one of only eight players in NCAA history with 2,000+ KOR yards...started at WR final two seasons, finishing ninth in school history with 1,318 receiving yards, ninth with 73 receptions and fourth in average (18.1)...had 12 career touchdowns, with 10 of 33+ yards...totaled 4,041 all-purpose yards, third in school history (5,581, Joe Morris; 4,928, Floyd Little)...was honorable mention All-America and second-team All-Big East as senior...played in three bowl games...set school records in 55-, 100- and 200-meter hurdles and was member of record-setting 4x100 and 4x400-meter relay teams...received 1992 Fiesta Bowl Samaritan, an All-America honor for excellence in academics, citizenship and athletics...holds degree in speech communications.

PERSONAL: Full name is Qadry Ramadan Ismail (KAH-dree ISS-my-el)...born in Newark, N.J....attended E.L. Meyers High School in Wilkes-Barre, Pa....played fullback because he was only player fast enough to block for his brother, Raghib...was all-scholastic choice...named "Track Athlete-of-the-Year" as senior and earned All-America honors from Track and Field News...won all-state honors three times and led track team to two state titles...earned Martin Luther King Citizenship Award...while with the Vikings, worked with D.A.R.E. for four seasons...is an elder at his church, Redemptive Life Christian Center, in West Palm Beach, Fla., and is active in church's outreach program...took part in NFL's 2000 playoffs' "Show Me Something" television campaign...Ismail and his wife, Holly, reside with their children, Galea (3/6/97), Qadry (7/23/98) and Qadir (2/17/00), in Boca Raton, Fla.

CAREER STATISTICS

Year	ST/PL	RECEIVING						KICKOFF RETURNS				
		No.	Yds.	Avg.	LG	TD	No.	Yds.	Avg.	LG	TD	
1993 Min.	3/15	19	212	11.2	37	1	42	902	21.5	47	0	
1994 Min.	3/16	45	696	15.5	65†	5	35	807	23.1	61	0	
1995 Min.	1/16	32	597	18.7	85†	3	42	1037	24.7	71	0	
1996 Min.	2/16	22	351	16.0	54†	3	28	527	18.8	32	0	
1997 Mia.	0/ 3	0	0	0.0	0	0	8	166	20.8	27	0	
1998 NO	1/10	0	0	0.0	0	0	28	590	21.1	39	0	
1999 Balt.	16/16	68	1105	16.3	76†	6	4	55	13.8	19	0	
2000 Balt.	13/15	49	655	13.4	53†	5	2	51	25.5	38	0	
2001 Balt.	15/16	74	1059	14.3	77†	7	0	0	0.0	0	0	
TOTAL	54/123	309	4675	15.1	85†	30	189	4135	21.9	71	0	

CAREER BEST

Number: 9 at Jacksonville 10/ 8/00
Yards: 258 at Pittsburgh 12/12/99
Longest: 85† at Detroit 9/10/95
TDs: 3 at Pittsburgh 12/12/99

Number: 8 vs. Detroit 11/23/95
Yards: 207 vs. Detroit 11/23/95
Longest: 71† at San Francisco 12/18/95

COLTS MOST CONSECUTIVE STARTS

Tarik Glenn	80
Peyton Manning	64
Marvin Harrison	48
Jeff Saturday	32
David Macklin	18

COLTS MOST CONSECUTIVE GAMES PLAYED

Marcus Pollard	102
Tarik Glenn	80
Peyton Manning	64
Mike Vanderjagt	55
Waverly Jackson	48
Marvin Harrison	48
Hunter Smith	48
Jeff Saturday	42



WAVERLY JACKSON

Offensive Guard

6-2 343

Virginia Tech

5th Year With Colts

Free Agent-1998

Born: December 19, 1972



GAMES STARTED/PLAYED: (1997, 0/0); (1998, 2/6); (1999, 16/16); (2000, 0/16); (2001, 0/16)
Total 18/54

PRO: Signed as FA on January 12, 1998...originally signed as FA by Carolina on April 25, 1997...waived on August 25, 1997...signed by Carolina to practice squad on August 27, 1997...contract expired on December 29, 1997.

2001: Saw action in 16 games as reserve, one of four linemen on team to see action in every game...has appeared in 53 consecutive games dating back to 1998 season...is valuable talent on line due to versatility and ability in short-yardage situations...also saw duty on placement and return teams...the offensive line has allowed QB-Peyton Manning to be sacked only 64 times in the last 48 games, the lowest total in the NFL...RB-Edgerrin James won 2 consecutive NFL rushing titles and has produced 24 100+ rushing games in 38 career outings, while FA RB-Dominic Rhodes was 233-1,104, 9 TDs rushing/34-224 receiving, 1,328 scrimmage yards in 2001, producing the best season ever by an undrafted free agent RB in NFL history...the line helped the Colts produce 10 individual 100+ rushing performances (5, James; 5, Rhodes) in 2001, the most by any NFL team...the 10 individual 100+ games tied the club seasonal-best of 10 in 1999, while the club did it 9 times in 2000...since 1999, the club's offensive line has helped Manning produce the 3 highest seasonal yardage passing totals in franchise history (4,413, 2000; 4,135, 1999; 4,131, 2001), while becoming only the 3rd QB in NFL history to post 3 consecutive 4,000+ seasons...the line helped James win two rushing titles (1,553; 1999; 1,709, 2000) and Rhodes (1,104) to become the most productive NFL rookie undrafted FA...last year marked the 5th straight season the club has had a 1,000+ rusher, while the team has had 29 100+ individual rushing performances in the past 48 games...the line helped WR-Marvin Harrison (115-1,663, 1999; 102-1,413, 2000; 109-1,524, 2001) produce the 3 finest reception and yardage seasons in club history, while allowing him to join WRs-Jerry Rice and Herman Moore as the only NFL players with 3 consecutive 100+ reception seasons...the Colts have surrendered 64 sacks from 1999 to the present and 86 from 1998 to the present, both the lowest totals in the NFL during those spans.

CAREER NOTES: 2000: Saw action in all 16 games, primarily on special teams...was used as OL in goal-line situations. **POST-SEASON:** Saw action on special teams at Miami 12/30. **1999:** Started 16 games at RG in first season as full-time starter...played key role in season where club allowed franchise record-low 14 sacks in 1999, and club cut sacks allowed from 62 in 1997 to 22 in 1998...Colts allowed one sack in 560 dropbacks in 1999 (one for every 40 attempts)...14 sacks allowed was the fewest in the NFL in 1999 and it topped the previous seasonal-low of 19 in 1969...Colts allowed 22 sacks in 598 dropbacks in 1998 (one for every 27.2 attempts)...Colts (+27) were 1 of 4 NFL clubs with a sack ratio of at least 20+ (+28, Tennessee; +24, St. Louis; +21, Jacksonville)...the line helped RB-Edgerrin James (369-1,553, 13 TDs rushing) become the 13th rookie to win the NFL rushing title and produce Colts' seasonal and NFL rookie records with 10 100+ games...the line allowed James (2,139) and RB-Marshall Faulk (2,227, 1998) to produce consecutive 2,000+ yards from scrimmage seasons. **1998:** Saw action in six of final seven games, starting final two at RT in place of injured Adam Meadows...DNP in games 1-9 and 11...saw extensive second half action 12/13 vs. Cincinnati in place of Meadows...saw first career action 11/15 vs. NY Jets. **1997:** Spent entire season on Carolina practice squad.

COLLEGE: Four-year letterman...career totals included 198 tackles, 43 QB pressures and six sacks...started 10 games at LDT as **senior** and posted 57 tackles, eight pressures and three sacks...saw action in every game with four starts as **junior** and totaled 71 tackles, 18 pressures and one sack...started 10 games as **sophomore** and recorded 70 tackles, 17 pressures and two sacks.

PERSONAL: Full name is Waverly Arthur Jackson, Jr...born in South Hill, Va...attended Park View High School...Jackson, along with his brother, NFL lineman Ben Coleman, purchased the equipment necessary to provide for a first-class weight room for their high school this off-season...Jackson and his wife, Donna, reside in South Hill, Va.



EDGERRIN JAMES

Running Back

6-0 214

Miami

4th Year With Colts

Draft-1, 1999 (4th overall)

Born: August 1, 1978



GAMES STARTED/PLAYED: (1999, 16/16); (2000, 16/16); (2001, 6/6) Total 38/38

CAREER HIGHLIGHTS: In 38 career games, James is 907-3,924, 29 TDs rushing, 149-1,373, 9 TDs receiving for 5,297 scrimmage yards...he ranks 7th in Colts career rushing, 8th in attempts and 7th in rushing scores...has registered 38 touchdowns in 38 games and has more 100+ rushing efforts (24) and sub-100+ games (14)...Colts are 20-4 in his 100+ rushing games...has a chance to post the quickest pace to 25 career 100+ games in NFL history, the fastest paces belong to RBs-Earl Campbell (41 games), Dickerson (42), Jim Brown (47), Terrell Davis (51) and Walter Payton (54)...has 14 career 5+ reception games and has seven receptions in four contests...has scored rushing and receiving touchdowns in same game six times (Colts are 4-2)...has tallied at least 100 scrimmage yards in 32 of 38 games...has 14 career 150+ scrimmage yards games to rank 2nd in Colts history (16, Moore)...Colts are 11-3 in his 150+ scrimmage yards games...5,297 scrimmage yards rank 11th in Colts history, while he (1,056) is one of 9 Colts with 1,000+ career "touchdowns" (rushes/receptions)...James has teamed with WR-Marvin Harrison to top the 100+yard mark in their respective category 13 times in 38 games together (34%)...the only more prolific 100/100+ duos in NFL history are RB-Emmit Smith/WR-Michael Irvin, Dallas (20 times in 124 games together, 16%) and RB-Barry Sanders/WR-Herman Moore, Detroit (16 times on 106 games together, 15%)...in the other 681 games in Colts history, the feat has been accomplished only 21 times...James has recorded 25+ rushes in 17 games and the Colts are 13-4...he has tallied 30+ touches in 17 games and the Colts are 13-4...he has 89 career 10+yard rushes, 47 15+yard rushes, 23 20+yard rushes and has long runs exceeding 10+ yards in 36 of 38 games...the only games he has failed to produce a 10+yard rush were 10/24/99 vs. Cincinnati and 9/30/01 at New England...of the NFL's top 10 career rushers (Payton, Smith, Sanders, Dickerson, Tony Dorsett, Brown, Marcus Allen, Franco Harris, Thurman Thomas, John Riggins), only Dickerson (1,061) and Smith (979) had more rushes than James (907) over the first three career seasons, while Dickerson (5,147), Sanders (4,322) and Smith (4,213) were the only backs to rush for more yards than James (3,924)...James' 29 touchdowns during his first three seasons rank behind only Dickerson (44), Sanders (43), Smith (41), Brown (40) and Payton (34)...James' 24 100+ games rank behind Dickerson (26). **1999-2000 HIGHLIGHTS:** Totaled 756-3,262, 26 TDs rushing and 125-1,180, 9 TDs receiving in first two seasons...James won NFL rushing titles in each of his first two seasons...James became only the 18th RB in NFL history to begin career with consecutive 1000+ seasons (1,709, 2000; 1,553, 1999)...James joined Dickerson (1987-89), Lydell Mitchell (1975-77) and Marshall Faulk (1994-95, 97-98) as only RBs in club history to post consecutive 1,000+ seasons...James became the only player in NFL history to post consecutive 1,500+ rushing yards and 500+ receiving yards seasons...only six players in NFL history have achieved the feat once (Allen, LA Raiders, 1985; James Wilder, Tampa Bay, 1984; William Andrews, Atlanta, 1983; Garrison Hearst, San Francisco, 1998; Roger Craig, San Francisco, 1988; Herschel Walker, Dallas, 1988)...James (4,442) joined Dickerson (4,456) as only RBs in NFL history to post 4000+ yds./scrim. in first two seasons...James reached 2,500 rushing yards in 25 games, tying Jim Brown (Cleveland) as the 2nd-fastest player in NFL history to reach 2,500 yards (23 games, Dickerson)...James (3,262) ranked 2nd among NFL rushing leaders through first two seasons (3,913, Dickerson)...James holds top two single-season club marks for 100+ rushing games (10, 1999; 9, 2000)...James is the only Colt with 4 cons. 150+ yds./scrim. games...James totaled 35 TDs in his first two seasons, the most TDs in first two career seasons in NFL history and the most in any two-year span in club history...James had 31 TDs after 26 games, tying Chicago's Gale Sayers for most TDs in first 26 games of career in NFL history...James posted 110 points in 2000 after scoring 102 in 1999, becoming the first Colts' non-kicker to score 100+ points in multiple seasons...became the 11th Colts player to produce 20+ career rushing scores.

2001: Was 151-662, 3 TDs rushing and 24-193 receiving for 855 scrimmage yards in starting first six games before knee injury at Kansas City 10/25 ended season...was inactive for three games before spending final seven games on injured reserve...injury ended string of 38 consecutive starts...totaled five 100+ rushing games in six appearances and is tied with Dickerson (24) for the most 100+ games in club history...was 28-135, 2 TDs rushing at NYJ 9/9 and 23-111, 1 TD vs. Buffalo 9/23 to set club record for five consecutive games with 100+ rushing yards (he topped 100+ yards in final three games of 2000 season)...the five-game streak broke the previous club record of four he shared with Dickerson (Dickerson, G8-11, 1987; James, G7-10, 1999)...was 17-55 at New England 9/30 to snap five-game 100+ streak...was 26-116/6-51 receiving vs. Oakland 10/14...was 30-143/4-34 vs. New England 10/21...was 27-102 at Kansas City 10/25, his 24th 100+ game, prior to fourth-quarter injury...had receptions in each game and has 38-game streak entering 2002 season, tying the 8th-longest streak of consecutive games with a reception in club history...the only longer streaks by a Colts RB are by Marshall Faulk (77, 1994-97) and Lenny Moore (45, 1957-61).

CAREER NOTES: 2000: Exceeded where he left off in 1999 by totaling 387-1,709, 13 TDs rushing and 63-594, 5 TDs receiving...his 1,709 rushing yards set a franchise record, surpassing Eric Dickerson's 1,659 yards in 1988...became only the 11th NFL player to win consecutive rushing titles and only the third Colt to win a rushing title (Alan Ameche, 1955; Dickerson, 1988; James, 1999)...James became only the 5th NFL player to win a rushing title in each of his first two seasons (Dickerson, LA Rams, 1983-84; Earl Campbell, Houston, 1978-79; Jim Brown, Cleveland, 1957-58; Bill Paschal, NY Giants, 1943-44)...totaled franchise seasonal record and NFL-best 2,303 total yards, then joining Walter Payton (3 cons.), Dickerson (2), Thurman Thomas (2), Terrell Davis (2), and Faulk (2) as only NFL players with consecutive 2,000 yards from scrimmage seasons...James ranked 1st in NFL rushing yards, 1st in NFL total yards, 1st in NFL "touches", 2nd in NFL attempts, 3rd in AFC rushing TDs, 4th in NFL, 1st in AFC scoring (non-kickers), 2nd in NFL...posted 9 100+ rushing games...his 18 total TDs ranked as 2nd-most in a season in club history (20, Moore, 1964)...James produced only the 7th 300+ att. season in club history (388, Dickerson, 1988; 369, James, 1999; 324, Faulk, 1998; 314, Dickerson, 1989; 314, Faulk, 1994; 301, Mitchell, 1977)...James had rushing TDs in 9 different games for the second consecutive season, ranking T2nd seasonal-best in Colts history (12, Moore, 1964; 9, Mitchell, 1975; 9, Dickerson, 1988; 9, James, 1999)...James produced then the 35th 2,000+ yds./scrim. season in NFL history, the fourth by a Colts player (2,227, Faulk, 1998; 2,139, James, 1999; 2,036, Dickerson, 1988)...James (18) and Harrison (14) formed only the 5th 10+ TD seasonal tandem in Colts history (17, James/12, Harrison, 1999; 13, Moore/10, Berry, 1960; 15, Mitchell/11, McCauley, 1975; 11, Carr/11, McCauley, 1976)...13 rushing TDs stand as 3rd-best seasonal total in Colts history (16, Moore, 1964; 14, Dickerson, 1988)...James (110) produced then the 16th 100+point season in Colts history...James' 450 "touches" ranked 1st in Colts history (424, Dickerson, 1988) and 1st in the NFL for the second consecutive season...James had eight 30+ "touches" games in 2000...James had club seasonal record 15 100+ yds./scrim. games in 2000...James had club seasonal record 144.0 yds./scrim. avg. and he owns two of only three 130+ seasonal yds./scrim. avg. in Colts history (139.19, Faulk, 1998; 133.69, James, 1999)...James had 12 cons. 100+ yds./scrim. games in 2000, 2nd-longest streak in Colts history (16, Mitchell, 1975-76)...set a club seasonal record with 7 150+ yds./scrim. games, surpassing Marshall Faulk (6, 1998)...James accounted for 37.5% of the Colts' net yards (2,303-6,141)...James led or tied for game-high receptions in five different games...recorded seven 60+ yard quarters...James (18) and Harrison (14) combined for more TDs (32) than 13 NFL teams in 2000...James (2,303) and Harrison (1,413) combined for 3,716 yards (232.2 ypg) in 2000, ranking 4th among NFL's tandems for most seasonal yards from scrimmage...James set franchise record for rushing yards at Seattle 10/15 with 38-219, 3 TDs and earned AFC Offensive Player-of-the-Week honors...James had a career-best 38 attempts, the 2nd-most attempts in club history (40, Mitchell, at NYJ, 10/20/74)...his 228 yds./scrim. at Seattle marked the 4th-highest in club history (267, Faulk at Baltimore, 11/29/98; 240, Anthony Johnson vs. New England, 11/15/92; 229, Dickerson vs. Tampa Bay, 12/27/87)...James became the only player in franchise history to top 200 yards rushing...RB-Norm Bulaich owned the previous high with 198 yards vs. NY Jets 9/19/71...totaled 20-124, 1 TD rushing/2-5, 1 TD receiving vs. New England 10/22...posted 18-91, 1 TD rushing/6-36, 1 TD receiving vs. Oakland 9/10...tallied 31-139, 1 TD rushing/2-24 receiving vs. Detroit 10/29, his 3rd cons. 100+ rushing game...139 yards marked then the 3rd-highest career total (219, at Seattle, 10/15/00; 152, at Philadelphia, 11/21/99)...he was 10-89, 1 TD rushing in 4th qtr. vs. Lions, his 2nd-highest career total in a qtr. (117, at Philadelphia, 11/21/99, 1st qtr.)...eclipsed 1,000 rushing yards with 31-131, 1 TD vs. NY Jets 11/12, becoming the first Colt since McCauley (1977, G1-5) to score a TD in five cons. games...recorded 17-71 rushing/7-66 receiving at Green Bay 11/19...his seven receptions tied his career-high (vs. Dallas, 10/31/99; vs. Kansas City, 11/7/99; vs. NYJ, 11/28/99)...posted 26-118 rushing/5-37 receiving for 155 yds./scrim. vs. Miami 11/26...James totaled 27-111, 3 TDs rushing/3-21 receiving vs. Buffalo 12/11 and 32-112 rushing/5-31 receiving at Miami 12/17...his play vs. Buffalo earned him AFC Offensive Player-of-the-Week honors...James totaled 26-128 rushing/5-79, 1 TD (52) receiving vs. Minnesota 12/24 for 203 yds./scrim....was tabbed AFC Offensive Player-of-the-Month for October. **1999:** Produced one of the finest seasons in NFL history by a rookie running back with 369-1,553, 13 TDs rushing and 62-586, 4 TDs receiving for 2,139 yards from scrimmage...became the 13th rookie to win the NFL rushing title...James joined Dickerson (1983, LA Rams, 1,808 yards), George Rogers (1981, New Orleans, 1,674), Earl Campbell (1978, Houston, 1,450), Jim Brown (1957, Cleveland, 942), Alan Ameche (1955, Colts, 961), Bill Paschal (1943, NY Giants, 572), Bill Dudley (1942, Pittsburgh, 696), Bill Osmanski (1939, Chicago, 699), Byron "Whizzer" White (1938, Pittsburgh, 567), "Tuffy" Leemans (1936, NY Giants, 830), Beattie Feathers (1934, Chicago Bears, 1,004), Cliff Battles (1932, Boston, 576) as rookie rushing champions...James ranked 1st in NFL rushing attempts, 1st in NFL yards, T1st in AFC rushing TDs, T2nd in NFL, 1st in AFC total TDs, T1st in NFL, 1st in AFC yards from scrimmage, 2nd in NFL...James set Colts seasonal and NFL rookie records with 10 100+ rushing games...the prior NFL rookie record was nine (Otis Anderson, St. Louis, 1979; Rogers, New Orleans; Dickerson, LA Rams; Curtis Martin, New England, 1995)...James topped all NFL RBs with 10 100+ rushing games...James (G7-10) tied then the club record with 4 cons. 100+ games (Dickerson, G8-11, 1987)...James' 369 rushing atts. ranked 3rd-most in NFL history for rookies (390, Dickerson, Rams, 1983; 378, Rogers, N.O., 1981)...James' 369 atts. rank as highest rookie total in club history (314, Faulk, 1994)...James' 97.1 rushing yds./game avg. ranked 5th-best in NFL history for NFL rookies (113.0, Dickerson, Rams, 1983; 104.6, Rogers, N.O., 1981; 100.3, Anderson, St. L., 1979; 98.0, Barry Sanders, Det., 1989)...James had rushing TDs in 8 different games in 1999, tying Ameche (1955) and Dickey (1980) for the best by a Colts rookie...James had 7 60+ yard rushing quarters in 1999 and 2 100+ halves (128-19 at Phil., 1st; 104-11, at Mia., 1st)...2,139 yds./scrim. ranked 2nd-best in NFL history by a rookie (2,212, Dickerson, Rams, 1983)...he notched only the 5th 1,000+ yds./scrim. season by a Colts rookie...James accounted for 37.4% of the Colts' net yards (2,139-5,726)...James (17) set the highest seasonal TDs by a Colts rookie (13, Dickey, 1980, 12, Faulk, 1994) and he tied the 3rd-best rookie total in NFL history (22, RB-Gale Sayers, Chicago, 1965; 20, Dickerson, LA Rams, 1983; 17, WR-Randy Moss, Minnesota, 1998; 17, RB-Fred Taylor, Jacksonville, 1998)...James (102) was 11 points shy of breaking the club seasonal record for scoring by a rookie (112, K-Raul Allegre, 1983)...James' 431 "touches" (369 rushes/ 62 rec.)

ranked behind Dickerson's 441 for 2nd-most in NFL history by a rookie...James broke club's rookie record (366, Faulk, 1994)...34 touches by James vs. Dallas 10/31 set Colts rookie record (33, RB-Rodney Culver at NE, 12/6/92), while he had 33 touches at New England 9/19...James posted 31 touches vs. NYJ 11/28 and at Cleveland 12/26 for 4 of top 5 "touch" games in club history by a rookie...he had 6 of 9 30+ "touch" games among Colts rookies...James had 133.69 yds./scrim. avg., only the 2nd 130+ such avg. among NFL rookies (138.25, Dickerson, Rams, 1983)...James owns 3 of top 5 rookie yds./scrim. games in Colts history (213, Faulk vs. Wash., 10/23/94; 212, Moore vs. GB, 10/28/56; 209, James vs. Dal., 10/31/99; 199, James vs. KC, 11/7/99; 199, James at Phil., 11/21/99)...James had 9 cons. 100+ yds./scrim. games...James was 26-112, 1 TD rushing vs. Buffalo 9/12, posting the 4th 100+ rookie rushing debut in Colts history (Ameche 9/25/55 vs. Chi., 21-194, 1 TD; McMillan 16-146 at NE 9/6/81; Faulk 23-143, 3 TDs vs. Hou. 9/4/94)...he was 32-118, 1 TD rushing at New England 9/19 to join Ameche and Faulk as the only Colts with cons. 100+ games to start a career (Ameche, 21-194, 1 TD vs. Chi. 9/25/55 and 21-153 vs. Det. 10/1/55; Faulk, 23-143, 3 TDs vs. Hou. 9/4/94 and 18-104 at TB 9/11/94)...James became only the 8th NFL RB to debut a career with cons. 100+ outings (Ameche, Colts: 21-194 vs. Chic. 9/25/55, 21-153 vs. Det. 10/1/55; Earl Campbell, Houston: 15-137 at Atl. 9/3/78; 22-111 at KC 9/10/78; William Andrews, Atlanta: 30-167 at NO 9/2/79, 24-121 at Phila. 9/10/79; Otis Anderson, St. Louis: 21-193 vs. Dal. 9/2/79, 31-109 at NYG 9/9/79; Billy Sims, Detroit: 22-153 vs. LA 9/7/80, 20-134 vs. GB(M); Faulk, Colts: 22-143 vs. Hou. 9/4/94, 18-104 at TB 9/11/94; Charlie Garner, Philadelphia: 16-111 at SF 10/2/94, 28-122 vs. Wash. 10/9/94)...32 rushes at New England set Colts rookie single-game record and marked first 30+ attempt game by a Colt since Dickerson at Patriots 12/6/92...he had 11 rushes vs. Buffalo and at New England, joining Ameche as the only Colt rookie RBs to open a career with cons. games with a TD rush (Ameche had rushing TDs in five straight games to start his career)...James was 17-46 rushing at San Diego 9/26...James was 22-81 rushing vs. Miami 10/10...James was 26-111 rushing at NYJ 10/17...he was 26-52, 2 TDs rushing vs. Cincinnati 10/24 to produce 1st multiple TD rushing game of career...James was 27-117, 1 TD rushing/7-92 rec. vs. Dallas for 209 yds./scrim., earning AFC Offensive Player-of-the-Week honors...James became only 6th Colt with an 80+/80+-yard rushing/receiving game in club history (5, Faulk; 2, Mitchell, 1, Moore; 1, Matte, 1, Dickerson)...James was 20-109 rushing/7-90, 1 TD rec. vs. Kansas City 11/7, snaring 1st career TD pass (30) and producing 199 yds./scrim. (the 12th 80+/80+ game in Colts history)...James (twice) joined Faulk (twice) as the only Colts rookies with 80+/80+ games...James produced 200+ yds./scrim. games vs. Dallas, joining Faulk (213, 22-86 rushing/8-127, 1 TD rec. vs. Wash. 10/23/94) and Moore (212, 13-185, 2 TDs rushing/1-27 rec. vs. GB at Milw.) as the only Colts rookies to do so...he was 16-108 rushing/5-72 receiving at NYG 11/14 for 180 yds./scrim...James was 22-152, 2 TDs rushing/5-47, 1 TD receiving, 199 yds./scrim. at Philadelphia 11/21 for 4th cons. 150+ game...152 yards at Eagles ranked as the 4th-best rookie effort in Colts history (194, Ameche vs. Chi., 9/25/55; 185, Moore vs. GB, 10/28/56; 153, Ameche vs. Det., 10/1/55)...James earned AFC Offensive Player-of-the-Week honors for game at Eagles...James' 4 cons. games vs. Kansas City, Dallas, at Philadelphia and at NYJ produced 209, 199, 180 and 199 yds./scrim., the best 4-game total in Colts history...James had 72-yard burst at NYG, the longest non-scoring run in club history, while it tied the 5th-longest rush in club history and 14th-longest by a Colts rookie...it was the longest rush in Colts' Indy era (prior was 711 by RB-Albert Bentley at Raiders 12/21/86)...he became the 4th Colts rookie ever with 3 TDs in a game with effort at Eagles (3, HB-Billy Vessels vs. Rams 11/25/56; 3, Faulk vs. Hou. 9/4/94; 3, Harrison at KC 12/15/96)...James surpassed 1,000+ rushing yards at Philadelphia, the 37th 1,000+ rushing season by a NFL rookie, while he was the youngest rookie ever to do so (James was 21 years, 2 months, 20 days, 18 days younger than RB-Barry Sanders, who had his 1st 1,000+ season in 1989 and hit that yardage mark at age 21 years, 4 months, 7 days)...James hit the 1,000+ mark on his 233rd att., the fastest rookie pace in club history (244, Faulk, 1994)...James was 23-130, 2 TDs rushing at Miami 12/5 and he was 20-101 rushing/2-8, 1 TD receiving vs. New England 12/11 for his 9th 100+ rushing game...James was 22-89, 1 TD rushing/4-59, 1 TD receiving vs. Washington 12/19...he was 28-103, 3 TDs rushing at Cleveland 12/26...3 rushing TDs tied Faulk's club rookie record (vs. Hou. 9/4/94) while it was one shy of club mark of Dickerson (4 vs. Det. 10/31/88)...he was 18-50 rushing at Buffalo 1/2...James earned NFL Offensive Rookie-of-the-Month for September for three-game totals, the first Indianapolis Colts rookie to win the monthly honor...James was named AFC Offensive Player-of-the-Month for November and NFL Offensive Rookie-of-the-Month for November, marking first time in league history one player won both honors and he is the first rookie to win a conference's Offensive Player-of-the-Month since the award was instituted in 1988.

HONORS: 1999: Pro Bowl Starting Running Back...Associated Press, College and Pro Football Newsweekly, Football Digest, Pro Football Weekly, Sporting News and USA Today NFL All-Pro First-Team...Football News and Pro Football Weekly All-AFC Team...College and Pro Football Newsweekly, Football Digest, Football News and Pro Football Weekly NFL All-Rookie Team...Sporting News and Sports Illustrated NFL Rookie of the Year...Associated Press, College and Pro Football Newsweekly, Football Digest, Football News, Pro Football Weekly and USA Today NFL Offensive Rookie of the Year...UPI AFC Rookie of the Year...AFC Player-of-the-Month (November)...NFL Offensive Rookie-of-the-Month (September, November)...AFC Player-of-the-Week (10/31 vs. Dallas and 11/21 at Philadelphia)...NFL Alumni Running Back of the Year...All-Madden Team...Miller Lite Player-of-the-Year Finalist...Third-most NFL Pro Bowl fan votes (103,802).

2000: Pro Bowl Starting Running Back...Sporting News NFL All-Pro First-Team...Associated Press, College and Pro Football Newsweekly and Football Digest All-NFL Second-Team...Pro Football Weekly and Football News All-AFC Team...All-Madden Team...Columbus Touchdown Club AFC Offensive Player of the Year...AFC Offensive Player-of-the-Month (October)...AFC Player-of-the-Week (10/15 at Seattle and 12/11 vs. Buffalo).

COLLEGE: Two-year starter...ranked second all-time on Miami's career rushing list...only player in school history to post consecutive 1,000+ rushing seasons...ranked second in school history with 497-2,960 rushing despite starting only 17 games...35 total touchdowns tied Miami record of FB-Steve McGuire (1989-92)...ranked first in school history with 14 100+ rushing games...had 12 multi-TD career games...started 11 games as **junior**...established school season records in yards and TDs with 242-1,416, 17 TDs, surpassing RB-Otis Anderson (224-1,266, 14 TDs; 1978)...joined Anderson

and RB-Daryell Ferguson as only Hurricanes to surpass 1,000 seasonal yards...led Miami backs in receiving with 17-255, 2 TDs...rushed for 17 touchdowns to shatter 60-year old school record set by RB-Eddie Dunn (14) in 1938...1,671 all-purpose yards ranked behind Anderson's 1,708 (1978) on the schools record chart...scored 114 points, surpassing previous Miami seasonal record of 107 by K-Carlos Huerta in 1988...became first Miami player to earn consecutive Big East Player-of-the-Week honors...earned Big East Player-of-the-Week honors after 31-162, 3 TDs rushing performance vs. West Virginia...broke own school and conference single-game rushing records vs. UCLA with 39-299, 3 TDs...39 carries tied school record and broke the league mark...concluded career with 20-156, 2 TDs rushing effort in Micron PC Bowl win over N.C. State...All-Big East first-team...The Sports Network All-America second-team...finalist for the Doak Walker Award, given annually to the nation's top running back...played in 10 games as **sophomore** with six starts...led Miami in rushing with 184-1,098 (6.0 avg.), 13 TDs...broke the previous school season record of 12 TDs by Ferguson (1995) and RB-James Stewart (1994)...was 15-172, 2 TDs receiving... became third back in UM history to rush for more than 1,000 yards in a season...eclipsed 100-yard mark in five games, the second-highest seasonal total in UM history...amassed team-high 1,383 all-purpose yards (138.3 ypg)...totaled 33-271, 3 TDs vs. Boston College...rushing total established new Big East and Miami records...AP All-Big East first-team...Football News All-Big East...The Sports Network Sophomore All-America team...Football News honorable mention All-America...slated to be redshirted as **freshman**, but was forced into action when injuries depleted the Hurricane running corps...saw action in seven games...established UM freshman rushing record with 71-446, 2 TDs...was 6-90 receiving...became first true freshman since 1987 to eclipse 100+ mark after totaling 105 yards against Temple.

PERSONAL: Full name is Edgerrin Tyree James...born in Immokalee, Fla....attended Immokalee High School...named Parade All-American...also played linebacker and handled kickoff/field goal duties...guest speaker at area schools for DARE program...established Edgerrin James Foundation designed to promote charitable activities for underprivileged children and families to help improve their quality of life in their respective communities...hosted the first-ever Edgerrin James Charity Basketball Classic in Immokalee, Fla. in 2001, which included more than 20 NFL players...the proceeds went to Immokalee High School and the Edgerrin James Foundation...participates in various charitable events in Miami/Immokalee Florida area during off-season...donated \$250,000 to University of Miami athletics department in 2000, the largest donation by a former athlete...single...resides in Miami, Fla.

CAREER STATISTICS

RUSHING

Year	ST/PL	No.	Yds.	Avg.	LG	TD
1999	16/16	369	1553	4.2	72	13
2000	16/16	387	1709	4.4	30	13
2001	6/ 6	151	662	4.4	29	3
TOTAL	38/38	907	3924	4.3	72	29

RECEIVING

No.	Yds.	Avg.	LG	TD
62	586	9.4	54	4
63	594	9.4	60	5
24	193	8.0	27	0
149	1373	9.2	60	9

CAREER BEST

RUSHING

Number: 38 at Seattle 10/15/00
Yards: 219 at Seattle 10/15/00
Longest: 72 at NY Giants 11/14/99
TDs: 3 at Cleveland 12/26/99
 at Seattle 10/15/00
 vs. Buffalo 12/11/00

RECEIVING

Number: 7 vs. Dallas 10/31/99
 vs. Kansas City 11/7/99
 vs. NY Jets 11/28/99
 at Green Bay 11/19/00
Yards: 92 vs. Dallas 10/31/99
Longest: 60 vs. Jacksonville 9/25/00
TDs: 1 nine times

1999 GAME-BY-GAME

RUSHING

RECEIVING

Date	Opponent	No.	Yds.	Avg.	LG	TD	No.	Yds.	Avg.	LG	TD
9/12/99	Buffalo	26	112	4.3	40	1	4	14	3.5	11	0
9/19/99	at New England	32	118	3.7	12	1	1	9	9.0	9	0
9/26/99	at San Diego	17	46	2.7	12	0	3	36	12.0	14	0
10/10/99	Miami	22	81	3.7	21	0	2	1	0.5	3	0
10/17/99	at NY Jets	26	111	4.3	18	0	4	20	5.0	8	0
10/24/99	Cincinnati	26	52	2.0	7	2	1	33	33.0	33	0
10/31/99	Dallas	27	117	4.3	37	1	7	92	13.1	54	0
11/ 7/99	Kansas City	20	109	5.5	27	0	7	90	12.9	30†	1
11/14/99	at NY Giants	16	108	6.8	72	0	5	72	14.4	33	0
11/21/99	at Philadelphia	22	152	6.9	62†	2	5	47	9.4	23	1
11/28/99	NY Jets	24	74	3.1	15	0	7	53	7.6	23	0
12/ 5/99	at Miami	23	130	5.7	41†	2	3	1	0.3	7	0
12/12/99	New England	20	101	5.1	14	0	2	8	4.0	6	1
12/19/99	Washington	22	89	4.0	20	1	4	59	14.8	37†	1
12/26/99	at Cleveland	28	103	3.7	15	3	3	18	6.0	10	0
1/ 2/00	at Buffalo	18	50	2.8	15	0	4	33	8.3	10	0
TOTAL		369	1553	4.2	72	13	62	586	9.4	54	4

2000 GAME-BY-GAME

RUSHING

RECEIVING

Date	Opponent	No.	Yds.	Avg.	LG	TD	No.	Yds.	Avg.	LG	TD
9/ 3/00	at Kansas City	28	124	4.4	30	1	6	40	6.7	27†	1
9/10/00	Oakland	18	91	5.1	15	1	6	36	6.0	12	1
9/25/00	Jacksonville	22	89	4.0	14†	1	2	65	32.5	60	0
10/ 1/00	at Buffalo	19	60	3.2	13	0	4	43	10.8	13	0
10/ 8/00	at New England	24	75	3.1	11	0	3	34	11.3	23	0
10/15/00	at Seattle	38	219	5.8	26†	3	1	9	9.0	9	0
10/22/00	New England	20	124	6.2	26	1	2	5	2.5	4	1
10/29/00	Detroit	31	139	4.5	24†	1	2	24	12.0	18	0
11/ 5/00	at Chicago	17	68	4.0	11	1	4	49	12.3	10	1
11/12/00	NY Jets	31	131	4.2	20	1	5	24	4.8	7	0
11/19/00	at Green Bay	17	71	4.2	16	0	7	66	9.4	18	0
11/26/00	Miami	26	118	4.5	13	0	5	37	7.4	18	0
12/ 3/00	at NY Jets	11	49	4.5	10	0	3	31	10.3	21	0
12/11/00	Buffalo	27	111	4.1	13†	3	3	21	7.0	13	0
12/17/00	at Miami	32	112	3.5	15	0	5	31	6.2	11	0
12/24/00	Minnesota	26	128	4.9	28	0	5	79	15.8	52†	1
TOTAL		387	1709	4.4	30	13	63	594	9.4	60	5

2001 GAME-BY-GAME

RUSHING

RECEIVING

Date	Opponent	No.	Yds.	Avg.	LG	TD	No.	Yds.	Avg.	LG	TD
9/ 9/01	at NY Jets	28	135	4.8	29†	2	2	13	6.5	7	0
9/23/01	Buffalo	23	111	4.8	23	1	4	48	12.0	23	0
9/30/01	at New England	17	55	3.2	9	0	6	38	6.3	14	0
10/14/01	Oakland	26	116	4.5	17	0	6	51	8.5	27	0
10/21/01	New England	30	143	4.8	20	0	4	34	8.5	12	0
10/28/01	at Kansas City	27	102	3.8	20	0	2	9	4.5	6	0
11/ 4/01	at Buffalo										
11/11/01	Miami										
11/18/01	at New Orleans										
11/25/01	San Francisco										
12/ 2/01	at Baltimore										
12/10/01	at Miami										
12/16/01	Atlanta										
12/23/01	NY Jets										
12/30/01	at St. Louis										
1/ 6/02	Denver										
TOTAL		151	662	4.4	29†	3	24	193	8.0	27	0

100-YARD RUSHING GAMES (24)

Yards	Opponent	Date	No.	Avg.	LG	TD
219	at Seattle	10/15/00	38	5.8	26t	3
152	at Philadelphia	11/21/99	22	6.9	62t	2
143	New England	10/21/01	30	4.8	20	0
139	Detroit	10/29/00	31	4.5	24t	1
135	at New York Jets	9/09/01	28	4.8	21t	2
131	NY Jets	11/12/00	31	4.2	20	1
130	at Miami	12/ 5/99	23	5.7	41t	2
128	Minnesota	12/24/00	26	4.9	28	0
124	at Kansas City	9/ 3/00	28	4.4	30	1
124	New England	10/22/00	20	6.2	26	1
118	at New England	9/19/99	32	3.7	12	1
118	Miami	11/26/00	26	4.5	13	0
117	Dallas	10/31/99	27	4.3	37	1
116	Oakland	10/14/01	26	4.5	17	0
112	Buffalo	9/12/99	26	4.3	40	1
112	at Miami	12/17/00	32	3.5	15	0
111	at NY Jets	10/17/99	26	4.3	18	0
111	Buffalo	12/11/00	27	4.1	13t	3
111	Buffalo	9/23/01	23	4.8	23	1
109	Kansas City	11/ 7/99	20	5.5	27	0
108	at NY Giants	11/14/99	16	6.8	72	0
103	at Cleveland	12/26/99	28	3.7	15	3
102	at Kansas City	10/25/01	27	3.8	20	0
101	New England	12/12/99	20	5.1	14	0

NFL RUSHING LEADERS THROUGH THREE SEASONS

	1st	2nd	3rd	Total
Eric Dickerson, LA Rams	1808	2105	1234	5147
Earl Campbell, Houston	1450	1697	1934	5081
Terrell Davis, Denver	1117	1538	1750	4405
Ottis Anderson, St. Louis	1605	1352	1376	4333
Barry Sanders, Detroit	1470	1304	1548	4322
Emmitt Smith, Dallas	937	1563	1713	4213
Eddie George, Houston/Tenn.	1368	1399	1294	4061
Edgerrin James, Colts	1553	1709	662	3924

FASTEST TO 2,500 YARDS RUSHING

Eric Dickerson	23 games
Jim Brown	25 games
Edgerrin James	25 games
George Rogers	26 games
Terrell Davis	27 games
Earl Campbell	27 games

1,000+ RUSHERS IN FIRST TWO SEASONS

James is only the 18th RB in NFL history to begin career with consecutive 1,000+ seasons. James joined Eric Dickerson (1987-89), Lydell Mitchell (1975-77) and Marshall Faulk (1994-95, 97-98) as only RBs in club history to post consecutive 1000+ rushing seasons. James and Dickerson are the only players in NFL history to post 1,500+ rushing yards in each of their first two seasons. Here is a look at the players with 1000+ rushing yards in each of their first two seasons.

	Team	1st Season		2nd Season		Total	
		Years	Att.	Yards	Att.		Yards
Eric Dickerson	LA Rams	1983-84	390	1808	379	2105	3913
Edgerrin James	Colts	1999-00	369	1553	387	1709	3262
Earl Campbell	Houston	1978-79	302	1450	368	1697	3147
Ottis Anderson	STL Cards	1979-80	331	1605	301	1352	2957
Barry Sanders	Detroit	1989-90	280	1470	255	1304	2774
Eddie George	Hou./Tenn.	1996-97	335	1368	357	1399	2767
Billy Sims	Detroit	1980-81	313	1303	296	1437	2740
Terrell Davis	Denver	1995-96	237	1117	345	1538	2655
Curtis Martin	NE	1995-96	368	1487	316	1152	2639
Jerome Bettis	LA Rams	1993-94	294	1429	319	1025	2454
Marshall Faulk	Colts	1994-95	314	1282	289	1078	2360
Bobby Humphrey	Denver	1989-90	294	1151	288	1202	2353
Tony Dorsett	Dallas	1977-78	208	1007	290	1325	2332
William Andrews	Atlanta	1979-80	239	1023	265	1308	2331
Joe Cribbs	Buffalo	1980-81	306	1185	257	1097	2282
Cory Dillon	Cincinnati	1997-98	233	1129	262	1130	2259
Errict Rhett	Tampa Bay	1994-95	284	1011	332	1207	2218
John Brockington	Green Bay	1971-72	216	1105	274	1027	2132

**PLAYERS WITH BACK-TO-BACK
NFL RUSHING TITLES**

Bill Paschal, NY Giants	1943-44
Steve Van Buren, Philadelphia	1947-49
Joe Perry, San Francisco	1953-54
Jim Brown, Cleveland	1957-61; 63-65
Jim Nance, Boston	1966-67
O.J. Simpson, Buffalo	1972-73, 75-76
Earl Campbell, Houston	1978-80
Eric Dickerson, LA Rams	1983-84
Emmitt Smith, Dallas	1991-93
Barry Sanders, Detroit	1996-97
Edgerrin James, Colts	1999-00

TOTAL TDs FOR FIRST THREE SEASONS

Barry Sanders, Detroit	1989-91
Eric Dickerson, LA Rams	1983-85
Earl Campbell, Houston	1978-80
Emmitt Smith, Dallas	1990-92
Jim Brown, Cleveland	1957-59
38 Edgerrin James, Colts	1999-01
38 Gale Sayers, Chicago	1965-67
38 Terrell Davis, Denver	1995-97

COLTS MOST 100+ GAMES IN A SEASON

10	Edgerrin James	1999
9	Edgerrin James	2000
8	Eric Dickerson	1988
6	Eric Dickerson	1987
6	Eric Dickerson	1989

**COLTS MOST CONSECUTIVE
100+ RUSHING GAMES**

5	Edgerrin James	G14-16, 2000, G1-2, 2001
4	Eric Dickerson	G8-11, 1987
4	Edgerrin James	G7-10, 1999
3	Lydell Mitchell	G10-12, 1975
3	Eric Dickerson	G14-15, 1987, G1, 1988
3	Eric Dickerson	G3-5, 1988
3	Eric Dickerson	G16, 1988, G1-2, 1989
3	Edgerrin James	G6-9, 2000
3	Edgerrin James	G4-6, 2001

HISTORY OF NFL PLAYERS WITH 2,000 YARDS FROM SCRIMMAGE IN A SINGLE SEASON (37)

Total	Name	Team	Year	Rushing	Receiving	Touches
2429	Marshall Faulk	St. Louis	1999	253-1381	87-1048	340
2358	Barry Sanders	Detroit	1997	335-2053	33- 305	368
2314	Marcus Allen	LA Raiders	1985	380-1759	67- 555	447
2303	Edgerrin James	Colts	2000	387-1709	63- 594	450
2244	Eric Dickerson	LA Rams	1984	379-2105	21- 139	400
2243	O.J. Simpson	Buffalo	1975	329-1817	28- 426	357
2229	James Wilder	Tampa Bay	1984	407-1544	85- 685	492
2227	Marshall Faulk	Colts	1998	324-1319	86- 908	410
2225	Terrell Davis	Denver	1998	392-2008	25- 217	417
2212	Eric Dickerson	LA Rams	1983	390-1808	51- 404	441
2189	Marshall Faulk	STL Rams	2000	253-1359	81- 830	334
2176	William Andrews	Atlanta	1983	331-1567	59- 609	390
2169	Priest Holmes	Kansas City	2001	327-1555	62- 614	389
2166	Barry Sanders	Detroit	1994	331-1883	44- 283	375
2165	Jamal Anderson	Atlanta	1998	410-1846	27- 319	437
2148	Emmitt Smith	Dallas	1995	377-1773	62- 375	439
2147	Marshall Faulk	St. Louis	2001	260-1382	83- 765	343
2139	Edgerrin James	Colts	1999	369-1553	62- 586	431
2131	Jim Brown	Cleveland	1963	291-1863	24- 268	315
2121	Walter Payton	Chicago	1977	339-1852	27- 269	366
2113	Thurman Thomas	Buffalo	1992	312-1487	58- 626	370
2105	Garrison Hearst	San Francisco	1998	310-1570	39- 535	349
2073	O.J. Simpson	Buffalo	1973	332-2003	6- 70	338
2066	Roger Craig	San Francisco	1985	214-1050	92-1016	306
2052	Walter Payton	Chicago	1984	381-1684	45- 368	436
2048	Emmitt Smith	Dallas	1992	373-1713	59- 335	432
2038	Thurman Thomas	Buffalo	1991	288-1407	62- 631	350
2037	Terrell Davis	Denver	1997	369-1750	42- 287	411
2036	William Andrews	Atlanta	1981	289-1301	81- 735	370
2036	Roger Craig	San Francisco	1988	310-1502	76- 534	386
2036	Eric Dickerson	Colts	1988	388-1659	36- 377	424
2034	Walter Payton	Chicago	1985	324-1551	49- 483	373
2034	Barry Foster	Pittsburgh	1992	390-1690	36- 344	426
2028	Walter Payton	Chicago	1983	314-1421	53- 607	367
2026	Eric Dickerson	LA Rams	1986	404-1821	26- 205	430
2019	Herschel Walker	Dallas	1988	361-1514	53- 505	414
2006	Wilbert Montgomery	Philadelphia	1979	338-1512	41- 494	379

NOTE: 20 players for a total of 37 times

MOST: 4-Dickerson, Faulk, Payton; 2-Andrews, Craig, Davis, James, Sanders, Simpson, Smith, Thomas

COLTS 1,500 YARDS FROM SCRIMMAGE SEASONS

Year	Yards	Player	Rushing	Receiving	Games	Average
2000	2,303	Edgerrin James	387-1709-13	63- 594- 5	16	144.00
1998	2,227	Marshall Faulk	324-1319- 6	86- 908- 4	16	139.19
1999	2,139	Edgerrin James, Colts (R)	369-1553-13	62- 586- 4	16	133.69
1988	2,036	Eric Dickerson	388-1659-14	36- 377- 1	16	127.25
1994	1,804	Marshall Faulk (R)	314-1282-11	52- 522- 1	16	112.75
1977	1,779	Lydell Mitchell	301-1159- 3	71- 620- 4	14	127.07
1976	1,755	Lydell Mitchell*	289-1200- 5	60- 555- 3	14	125.36
1975	1,737	Lydell Mitchell*	289-1193-11	60- 544- 4	14	124.07
1999	1,667	Marvin Harrison	1- 4- 0	115-1663-12	16	104.19
1979	1,634	Joe Washington	242- 884- 4	82- 750- 3	15	109.53
1983	1,605	Curtis Dickey	254-1122- 4	24- 483- 3	16	100.31
1995	1,553	Marshall Faulk	289-1078-11	56- 475- 3	16	97.06
1958	1,536	Lenny Moore	82- 598- 7	50- 938- 7	12	128.00
2001	1,527	Marvin Harrison	1- 3- 0	109-1524-15	16	95.44
1997	1,525	Marshall Faulk	264-1054- 7	47- 471- 1	16	95.31
1989	1,522	Eric Dickerson	314-1311- 7	30- 211- 1	15	101.47

NFL'S TOP 10 CAREER LEADING RUSHERS AND A THREE-YEAR COMPARISON WITH EDGERRIN JAMES

Career		Games	Att.	Yards	Avg.	TDs	100+		Team
Yards	Name						Games	Years	
16,726	Walter Payton	41	846	3921	4.6	34	19	1975-77	Chicago
16,290	Emmitt Smith	48	979	4213	4.3	41	18	1990-92	Dallas
15,269	Barry Sanders	46	877	4322	4.9	43	19	1989-91	Detroit
13,259	Eric Dickerson	46	1061	5147	4.9	44	26	1983-85	LA Rams
12,739	Tony Dorsett	44	748	3439	4.6	25	14	1977-79	Dallas
12,312	Jim Brown	36	749	3798	5.1	40	19	1957-59	Cleveland
12,243	Marcus Allen	41	701	2879	4.1	33	7	1982-84	LA Raiders
12,120	Franco Harris	38	584	2759	4.7	18	15	1972-74	Pittsburgh
12,074	Thurman Thomas	47	776	3422	4.4	19	12	1988-90	Buffalo
11,352	John Riggins	37	521	2195	4.2	12	4	1971-73	NY Jets
3,924	Edgerrin James	38	907	3924	4.3	29	24	1999-01	Colts

Italics denote still active.

JAMES AMONG TOP 10 CAREER LEADING RUSHING IN FIRST THREE SEASONS

Attempts	Yards	Avg.	Touchdowns	100+	Games
1061	5147	Dickerson	44	26	Dickerson
979	4322	Sanders	43	24	James
907	4213	James	41	19	Brown
877	3924	James	40	19	Payton
846	3921	Brown	34	19	Sanders
		4.3	James/Smith	29	James

EDGERRIN JAMES PRODUCTION BY QUARTERS

(Att.-Yds.-TD)	First Quarter	Second Quarter	Third Quarter	Fourth Quarter	TOTAL
Rushing	222-804, 7 TDs	235-929, 9 TDs	222-1009, 5 TDs	228-1182, 8 TDs	907-3924, 29 TDs
Receiving	35-286, 1 TD	40-332, 4 TDs	38- 364, 2 TDs	36- 391, 2 TDs	149-1373, 9 TDs
Att./Yds.Scrim.	257-1090, 8 TDs	275-1261,13 TDs	260-1373, 7 TDs	264-1573, 10 TDs	1056-5297, 38 TDs





ELLIS JOHNSON

Defensive Tackle

6-2 288

Florida

8th Year With Colts

Draft-1, 1995 (15th overall)

Born: October 30, 1973



GAMES STARTED/PLAYED: (1995, 2/16); (1996, 6/12); (1997, 15/15); (1998, 16/16); (1999, 16/16); (2000, 13/13); (2001, 16/16) Total 84/104

2001: Started all 16 games at RDT, the third time in his career he has started all 16 games and the third time in four seasons...ranks as one of the most tenured defensive linemen (1995-2001) during the club's Indianapolis era...was one of four defensive players, and one of two defensive linemen, to start all 16 games...totaled 61 tackles, 25 solo, 3.5 sacks (38.5 yards), 27 QB hits, two batted passes and one forced fumble...led team in QB hits...posted two QB hits with four tackles at NYJ 9/9...posted three QB hits and five tackles vs. Buffalo 9/23...totaled one QB hit and two tackles vs. New England 10/21...totaled three QB hits, four tackles and one batted pass at Buffalo 11/4...posted one QB hit, one sack (14 yards) and three tackles at New Orleans 11/18...totaled 1.5 sacks (21 yards), two QB hits and six tackles vs. Atlanta 12/16...had one batted pass and two QB hits vs. NYJ 12/23...had one sack (7 yards) and four tackles vs. Denver 1/6...had at least four tackles in eleven games.

CAREER NOTES: 2000: Started 13 games at RDT...was inactive with knee injury vs. Detroit 10/29, at Chicago 11/5 and vs. NYJ 11/12...totaled 58 tackles, 25 solo, five sacks (25 yards), 20 QB hits, one int. and one FF...20 QB hits ranked second on team...posted three QB hits along with four tackles at Kansas City 9/3...had seven tackles vs. Oakland 9/10...totaled two sacks, six tackles and two QB hits vs. Jacksonville 9/25...had five tackles and two QB hits apiece at Buffalo 10/1 and at New England 10/8...tallied three tackles, one sack, one QB hit and one FF at Seattle 10/15...recorded four tackles, one sack and one int. at Green Bay 11/19...had five tackles and one sack vs. Miami 11/26...totaled four tackles and season-high five QB hits vs. Buffalo 12/11. **POST-SEASON:** Started at RDT at Miami 12/30...had six tackles and one sack. **1999:** Started 16 games at RDT...totaled 76 tackles, 34 solo, and 7.5 sacks (46.5 yards)...added 26 QB hits, three passes broken up and one FR...totaled six tackles, one pass broken up and 0.5 sack 9/26 at San Diego...posted five tackles, one sack and one QB hit 10/17 at NYJ...had six tackles, two sacks and two QB hits 10/24 vs. Cincinnati...recorded season-high 10 tackles and two QB hits 11/7 vs. Kansas City...had seven tackles, two sacks and one QB hit 11/14 at NYG...had FR 11/21 at Philadelphia...posted five tackles and one sack 11/28 vs. NYJ...recorded eight tackles, one sack and three QB hits 12/12 vs. New England. **POST-SEASON:** Started at RDT and had four tackles 1/16 vs. Tennessee. **1998:** One of seven Colts to start 16 games...started at RDE 11/8 at Miami and at RDT in other 15 games...ranked 75th on team in total tackles with 75, 48 solo...topped club in sacks (8.0-34 yards), hits (15) and pressures (14)...added three passes defended and one FF...had season-high 10 tackles and one sack 9/27 vs. New Orleans...had nine tackles, two sacks and one FF 12/27 vs. Carolina...had seven tackles, three pressures and one sack 10/4 vs. San Diego...had seven tackles, two pressures and one sack (12/6 at Atlanta...had other sacks 10/18 at San Francisco, 12/13 vs. Cincinnati and 12/20 at Seattle. **1997:** Started games 1-10 and 13-16 at RDT...started at LDT 11/23 at Detroit...inactive 11/16 vs. Green Bay with knee injury...ranked 15th on team with 69 tackles, 41 solo...ranked 2nd on team in pressures (14) and hits (14) and T2nd in sacks (4.5-38 yards)...added two RF and one int. (18 yards)...had season-high nine tackles 10/20 vs. Buffalo...had six tackles, three sacks, two hits and two pressures 12/7 at NYJ...had first career int. 9/21 at Buffalo...had other sacks 11/9 vs. Cincinnati and at New England 11/30 (0.5)...had RF 10/12 at Pittsburgh and 12/14 vs. Miami...had blocked FG 10/26 at San Diego resulting in DB-Ray McElroy 42-yard return for TD. **1996:** Started games 5-8 at LDE and games 14-15 at RDT in place of injured DT-Tony Siragusa...was inactive for first four games after suffering concussions in preseason 8/24 vs. Green Bay and earlier in training camp...started season at LDE but moved to tackle at mid-season...had 40 tackles, 21 solo, 12 pressures, 10 hits and one pass defended...had seven tackles and three pressures at New England 11/24 for top game. **POST-SEASON:** Saw reserve action 12/29 at Pittsburgh and posted seven tackles and one pressure. **1995:** Saw action in 16 games, earning starts at LDT 9/10 at NYJ and 9/17 at Buffalo...posted 35 tackles, 14 solo, 23 hits, 16 pressures, 4.5 sacks (26 yards) and one pass defended...had five tackles, one pressure and one sack 12/17 vs. San Diego...had four tackles, four hits and 0.5 sacks at Buffalo...had other sacks 10/15 vs. San Francisco, 11/5 vs. Buffalo and 12/10 at Jacksonville. **POST-SEASON:** Saw action in three games with one start...had four tackles, six hits and two pressures...started at Kansas City 1/7/96.

COLLEGE: Four-year letterman and three-year starter...career totals included 44 games with 26 starts, 165 total tackles, 112 solo, 102.5 big plays, 49 pressures, 36.5 tackles for losses (198 yards), 17.5 sacks (134 yards), 10 passes defended, six FF and one RF...started all 12 games at LT as senior...totaled 62 tackles, 41 solo, 49.5 batted passes, 26 pressures, 14.5 tackles for losses (91 yards), 6.5 sacks (63 yards) and five FF...saw action in 12 games with nine starts as junior...earned eight starts at RT and one start at LT...posted 55 tackles, 39 solo, 38 big plays, 17 pressures, 15 tackles for losses (76 yards) and seven sacks (47 yards)...saw action in 10 games with five starts at LT as sopho-

more...posted 32 tackles, 22 solo, 13 big plays, six tackles for losses (30 yards), five pressures and three sacks (23 yards)...saw reserve action in 10 games as **freshman** and posted 16 tackles, 10 solo, two big plays, one sack (one yard) and one tackle for loss (one yard)...linguistics major.

PERSONAL: Full name is Ellis Bernard Johnson...born in Wildwood, Fla....saw action at FB, OT, DT, NG, DE and LB as senior at Wildwood High School...enjoys fishing and hunting in his spare time...studied African dialect of Yoruba while at Florida...Johnson and his wife, Simone, have two children, Nichole (8), and Ellis, Jr. (5), and reside in Indianapolis, Ind.

CAREER STATISTICS

YEAR	ST/PL	SOLO	AST	TOT	SKS	PD	FF	FR	INTS	YDS	AVG	LG	TD
1995	2/16	14	21	35	4.5	1	0	0	0	0	0.0	0	0
1996	6/12	21	19	40	0.0	1	0	0	0	0	0.0	0	0
1997	15/15	41	28	69	4.5	0	1	2	1	18	18.0	18	0
1998	16/16	48	27	75	8.0	3	1	0	0	0	0.0	0	0
1999	16/16	34	42	76	7.5	0	0	1	0	0	0.0	0	0
2000	13/13	25	33	58	5.0	0	1	0	1	-1	-1.0	-1	0
2001	16/16	25	36	61	3.5	0	1	0	0	0	0.0	0	0
TOTAL	84/104	208	206	414	33.0	5	4	3	2	17	8.5	18	0



DESMOND KITCHINGS

Wide Receiver

5-9 178

Furman

2nd Year With Colts, 2nd in NFL

Free Agent-2002

Born: July 19, 1978



GAMES STARTED/PLAYED: (2000, 0/0); (2001, 0/0) **Total 0/0 Total With Colts 0/0**

PRO: Signed with the Colts on January 4, 2002 off the practice squad...originally was a D7-00 choice (208th overall) of Kansas City...was signed by the New York Jets off the Kansas City practice squad on December 5, 2000...signed to Colts' practice squad on November 21, 2001.

2001: Spent time on club's practice squad.

CAREER NOTES: 2000: Was inactive for games 14-16 with the New York Jets after signing off the Kansas City practice squad.

COLLEGE: Started as WR for final three years at Furman...finished career as 3rd-leading receiver in school history with 118-1,961, 12 TDs...yardage total also ranked 3rd in school history, while touchdowns ranked 5th...was 53-566, 6 TDs rushing and 37-28.5, 4 TDs KOR for career...all-purpose performer who had 209 career "touches" for 3,534 yards and 22 touchdowns...was 48-911, 5 TDs receiving in 12 starts as **senior**, along with 35-361, 4 TDs rushing...started eleven games as **junior** and was 35-560, 3 TDs receiving and 12-130, 1 TD rushing...started eleven games as **sophomore** and was 6-75, 1 TD rushing and 30-354, 3 TDs receiving...played in 13 games with no starts as **freshman**...was 5-136, 1 TD receiving ...health and exercise science major.

PERSONAL: Full name is Desmond Kitchings...born in Wagener, S.C....attended Wagener-Salley High School...was WR and DB with 90-1,989, 24 TDs receiving, including 32-749, 11 TDs as senior...was first-team all-state...also played basketball and baseball...single...resides in Wagener S.C.



DAVID MACKLIN

Defensive Back

5-9 196

Penn State

3rd Year With Colts

Draft-3, 2000 (91st overall)

Born: July 14, 1978



GAMES STARTED/PLAYED: (2000, 2/16); (2001, 16/16) **Total 18/32**

2001: Second-year veteran who started 16 games at RCB after making two starts late in rookie season...was tied for team lead with three interceptions...tough, aggressive corner who was one of Colts top tacklers in secondary...totaled 57 tackles, 46 solo, 0.5 sack (1.5 yards), one forced fumble, three interceptions, one QB hit and 13 passes defended... had two tackles and one pass defended at NYJ 9/9...recorded two tackles and two passes defended vs. Buffalo 9/23...had five stops at New England 9/30...totaled four tackles and one pass defended vs. Oakland 10/14...produced four tackles and one pass defended at Kansas City 10/25...recorded three tackles and 0.5 sack at Buffalo 11/4...recorded five tackles, two passes defended and one interception (3 yards) vs. Miami 11/11...recorded seven tackles, four solo, one forced fumble and one pass defended at Baltimore 12/2...recorded five tackles, one QB hit and two passes defended vs. NYJ 12/23...had five tackles, one interception (11 yards) and one pass defended at St. Louis 12/30...totaled four tackles and one interception (1 yard) vs. Denver 1/6.

CAREER NOTES: 2000: Started two of 16 games...totaled 27 tackles, 24 solo, two ints. (35 yards) and nine passes defended...added four special teams tackles, three solo...earned first career start at RCB at Seattle 10/15 and totaled season-high five solo tackles...posted three solo tackles apiece at Buffalo 10/1, at New England 10/8 and vs. NYJ 11/12...added two passes defended vs. NYJ...had two tackles, one solo, one pass defended and first career int. vs. Detroit 10/29...had two solo tackles and one int. at NYJ 12/3 and returned it 35 yards. **POST-SEASON:** Saw action as reserve DB at Miami 12/30...recorded one solo tackle and one pass defended.

COLLEGE: Started all 12 games as **senior**...totaled 32 tackles, 26 solo, 11 passes defended and one int...had four solo tackles apiece vs. Arizona and Michigan...had five tackles, four solo, vs. Iowa...had one int. vs. Miami...participated in Senior Bowl...started all 12 games as **junior**...posted 24 tackles, 22 solo, nine passes defended, one FF...had six ints., tied for the Big Ten lead and fifth nationally...was 2-9 PR...saw action on team-high 753 snaps...had int. vs. Ohio State, Purdue and Michigan...had 55t int. vs. Michigan State...had three solo tackles, one FF and one FR vs. Purdue...was The Sporting News All-American third-team...was All-Big Ten first-team...started five games as **sophomore**...recorded 34 tackles, 27 solo, and one int...led team with 11 passes defended...had eight solo tackles and one pass defended vs. Ohio State...made four tackles in first career start at Northwestern and six apiece vs. Michigan and Michigan State...had first career int. vs. Michigan...played in all 12 games as **freshman**...saw action on defense and special teams...posted five solo tackles, two passes defended and was 2-18 PR...had two blocked punts at Michigan...saw action on basketball team as reserve guard...majored in business logistics.

PERSONAL: Full name is David Thurman Macklin...born in Newport News, Va...attended Menchville High School...was four-year starter...ran for more than 2,000 yards and 28 TDs as RB and DB...was first-team all-conference and all-district on both offense and defense...was four-year starter on basketball squad, scoring 1,000 career points...also lettered in track...single...resides in Newport News, Va.

CAREER STATISTICS

YEAR	ST/PL	SOLO	AST	TOT	SKS	PD	FF	FR	INTS	YDS	AVG	LG	TD
2000	2/16	24	3	27	0.0	9	0	0	2	35	17.5	35	0
2001	16/16	46	11	57	0.5	13	1	0	3	15	5.0	11	0
TOTAL	18/32	70	14	84	0.5	22	1	0	5	50	10.0	35	0

CAREER BEST INTERCEPTIONS

Number: 1 5 times
Yards: 35 at NY Jets 12/3/00
Longest: 35 at NY Jets 12/3/00



PEYTON MANNING

Quarterback

6-5 230

Tennessees

5th Year With Colts

Draft-1, 1998 (1st overall)

Born: March 24, 1976



GAMES STARTED/PLAYED: (1998, 16/16); (1999, 16/16); (2000, 16/16); (2001, 16/16) **Total 64/64**

CAREER HIGHLIGHTS: Manning, a two-time Pro Bowler, produced totals in his first 4 seasons that rank among the best in the NFL...he is the only player in NFL history with 3,000 passing yards in each of his 1st 4 seasons and the only Colts QB with 4 consecutive 3,000+ yards seasons...he owns 4 of the 10 3,000+ passing seasons in Colts history (3, John Unitas; 3, Bert Jones)...Manning (16,418) joined Unitas (39,768) and Jones (17,663) as only Colts QBs to throw for 15,000+ yards...Manning is the only QB in NFL history to throw for 12,000+ yards in 1st 3 seasons...in 2000, he became the 5th QB in NFL history to throw for 4,000 yards in consecutive seasons (Brett Favre, 1998-99; Dan Fouts, 1979-81; Dan Marino, 1984-86; Warren Moon, 1990-91 and 1994-95), while joining Marino and Fouts in 2001 as the only QBs to do it 3 consecutive seasons...his 3 career 4,000+ seasons are tied with Fouts and Favre for 3rd-most in NFL history (6, Marino, 4, Moon), while Steve Young (2), Drew Bledsoe (2) and Kurt Warner (2) are the only other players with multiple 4,000+ seasons...Manning's 85.1 career rating entering the 2002 season ranks 6th-best in NFL history (96.8, Young; 92.3, Joe Montana; 86.8, Favre; 86.6, Otto Graham; 86.4, Marino)...Manning has started the last 64 games...his 64-game start streak is 2nd-longest in the NFL (157, Favre)...Unitas (92, 1958-65) owns the longest starting streak in Colts history, while Jones (46, 1974-77) is 3rd...he has produced 32 career starting wins, third-most in Colts history (116, Unitas; 46, Jones)...Manning's starting record is 32-32 despite starting his career 3-13 as a rookie in 1998...his 23 wins as a starter from 1999-2000 led the NFL...Manning has won 10+ games in a season twice (1999, 2000), 3rd among Colts QBs (Unitas, 3; Jones, 3)...Manning has 111 touchdown passes in 64 games and in 2001 became the 88th QB in NFL history to reach 100 career TD passes...he reached the milestone in his 56th career game (the fastest streak in terms of games played to reach 100 touchdown passes is 44 by Marino; the second-fastest streak is 53 games by Unitas; the fourth-fastest now is 62 games by Favre)...here is how Manning would stand in reaching 100 career TD passes with all other QBs taken with the first overall pick in the NFL Draft since 1970: 69 games, Bledsoe (1993 draft); 78, Steve Barkowski (1975); 83, John Elway (1983); 91, Jeff George (1990); 93, Vinny Testaverde (1986); 100, Troy Aikman (1989), 101, Terry Bradshaw (1970); 103, Jim Plunkett (1971)...Manning has ranked among the NFL leaders in attempts, completions, yards and TDs over the past four seasons...he leads the NFL with 16,418 passing yards and 111 TDs from 1998-2001 (Favre is second in both categories with 16,036 yards and 111 scores)...he became the 96th NFL QB to pass for 15,000 yards with effort at Baltimore 12/2/01, his 59th career game (only Marino (56) reached that plateau in fewer games)...Manning owns the 4 best seasonal passing yardage seasons in Colts history (4,413, 2000; 4,135, 1999; 4,131, 2001; 3,739, 1998)...he also owns the 4 best seasonal passing marks for attempts (575, 1998; 571, 2000; 547, 2001; 533, 1999), completions (357, 2000; 343, 2001; 331, 1999; 326, 1998); and most games with TD pass (15, 1998; 15, 2000; 14, 1999; 14, 2001)...he is the 1st Colts QB to throw for 4 TD passes twice in a season (2000) since Unitas in 1966...Manning has 20+ comp. in 41 of 64 career games, ranking first in Colts history ahead of Unitas (33) in career 20+ comp. games...he has TD passes in 58 of 64 career games to rank 3rd in Colts history in games with TD passes (144 in 206 career games, Unitas; 68 in 98 career games, Jones)... Manning has had 50+ comp. pct. games in 60 of 64 games, 55+ comp. pct. games 51 times and 60+ comp. pct. games 37 times...the Colts have scored 30+ points 20 times under his direction...he has produced 100+ receivers 37 times in 64 games (seven different receivers), while 12 Colts QBs and 11 different receivers from 1990-97 were only able to produce 23 such performances, a span of 128 games...Manning's career Red Zone TD:Int ratio is 63:9...he has taken every snap in 58 of 64 games...he took all 982 of the team's snaps in 1998 and 958 of the team's 979 snaps in 1999 for a 2-season total of 1,940 of 1,961 plays (he took 1,590 cons. to open career)...he took 1,205 cons. snaps in 19 regular season games before his streak ended at New England 9/30/01 (QB-Mark Rypien saw action for 16 plays at NE 9/30, for 2 plays vs. NE 10/21, for 1 play vs. Miami 11/11 and for 3 plays vs. SF 11/25, giving Manning 1,003 of the team's 1,025 snaps)...Manning has taken 3,969 of 4,012 possible snaps from 1998-2001...the Colts have had 4 cons. seasons of 5,000+ net yards offense (5,116, 1998; 5,726, 1999; 6,141, 2000; 5,955, 2001), finishing with a seasonal-record 6,141 net yards in 2000, the only time in club history the team has surpassed 6,000 net yards...Manning has engineered 4 of the 9 5,000+ seasons in club history (6,141, 2000; 5,955, 2001; 5,726, 1999; 5,236, 1976; 5,206, 1980; 5,116, 1998; 5,108, 1983; 5,008, 1967; 5,006, 1985)...Manning has passed for 200+ yards in 48 of 64 career games, 250+ 33 times, 300+ 16 times, 350+ 6 times and 400+ 3 times...behind Manning, the offense has amassed 300+ net yards 51 times in 64 games, 350+ 32 times and 400+ 14 times...WR-Marvin Harrison has been on the receiving end of 384 passes from Manning...in 60 games, Manning and Harrison have hooked up for 5,337 yards and 47 touchdowns... Harrison's 47 hookups with Manning rank as the 2nd-most active TD duos in the NFL (57, Favre to WR-Antonio Freeman, GB; 37, QB-Mark Brunell to WR-Jimmy Smith, Jax.; 31, QB-Jeff Garcia to WR-Terrell

Owens, SF) and rank 2nd-most in club history by a QB/receiver tandem (63, Unitas to Berry)...the duo has hooked up 8 times for 50+ TDs...Harrison held 13.1 yds./rec. avg. on 14 TDs (14-183) 1996-97 prior to Manning, but holds 26.0 yds./rec. avg. on 47 TDs (47-1,223) 1998-present with Manning...Harrison has totaled 25 of his 27 career 100+ games with Manning at QB...Manning has 9 career fourth-quarter comeback wins, including a club seasonal record 6 in 1999...his 9 4th-qr. comeback wins rank 2nd in club history (31, Unitas)...Manning has 16 career 100+ rating games (the club is 12-4)...he has recorded 16 300+-yard efforts, ranking 2nd in Colts history (26, Unitas)...Manning has 14 career 50+-yard TD passes...he has hit passes to 7 different players 10 times in his career and with 8 different players twice (11/8/98, at Miami; 11/29/98, at Baltimore)...he was 23-29-421, 4 TDs/2 ints, vs. Buffalo 9/23/01...the 421 yards marked Manning's 3rd career 400+ passing game (440, vs. Jax. 9/25/00; 404, at San Diego 9/26/99)...Manning is the only player in club history to throw for 400+ yards in multiple games...the four TDs vs. Buffalo 9/23/01 marked his 3rd career 4-TD outing (vs. Jax. 9/25/00; vs. Minn. 12/24/00)...Manning ranks among the NFL's top 10 career passing yardage leaders and all quarterbacks taken as the first pick in the NFL Draft since 1970, Manning is the leader in starts (64), completions (1,357) and yards (16,418), while ranking second in attempts (2,379, Drew Bledsoe, NE, 1993-96) and touchdowns (142, Dan Marino, Mia., 1983-86), and second in completion percentage (63.1, Joe Montana, SF, 1979-82)...Manning has earned Pro Bowl honors in two of his four seasons, joining Unitas, Earl Morrall, Bert Jones and Jim Harbaugh as Colts Pro Bowl quarterbacks...Manning ranks first in Colts history with 16 career 40+ attempt games...he has never attempted fewer than 20 passes in a game...Manning is the only Colts QBs to ever start 16 games in a season four times...Manning is the only QB in Colts history to take every snap for the duration of an entire season and he has done it three times

2001: Started 16 games for 4th consecutive season and totaled 343-547-4,131, 26 TDs/23 ints., 84.1 rating...was 22-32-231, 2 TDs/2 ints. at NYJ 9/9...was 23-29-421, 4 TDs/2 ints., 129.6 rating vs. Buffalo 9/23...Manning totaled 20-34-196, 1 TD/3 ints. at New England 9/30 and 26-41-241, 2 TDs/ints. vs. Oakland 10/14...he was 22-34-335, 1 TD, 106.9 rating vs. New England 10/21, 19-30-201, 2 TDs, 105.0 rating at Kansas City 10/25 and 23-35-325, 3 TDs/1 int., 112.2 rating vs. Atlanta 12/16, his 16th career 100+ rating game...he was 17-27-199, 1 TD at Buffalo 11/4 and 20-33-253, 3 TDs/2 ints. vs. Miami 11/11...he was 18-28-262, 1 TD/int. at New Orleans 11/18, hitting career-long 86t pass to TE-Marcus Pollard, the 5th-longest TD pass in Colts history...he was 27-48-310, 2 TDs/1 int. at Baltimore 12/2 and 25-35-228, 1 TD vs. NYJ 12/23...he was 15-28-195, 1 int. at St. Louis 12/30 and 16-30-191, 2 TDs/1 int. vs. Denver 1/6...Manning ranked 1st in AFC passing yards, 2nd in NFL passing yards...26 TD passes ranked 2nd in the AFC, 75th in the NFL...Manning had his streak of scoring passes in 13 consecutive games end 12/10 at Miami and he did not have a TD pass at St. Louis 12/30, only his 6th career game without a TD pass...the 13-game streak was his 3rd career 10+ game streak...he hit scoring tosses in 27 straight games from 1998-1999, marking only the 12th 20+ game streak in NFL history and tied the fourth-longest in NFL history...he had a 13-game streak in 2000 and owns three of the seven 10+ game streaks in club history (47 games, John Unitas; 27, Manning; 13, Manning; 13, Manning; 11, Unitas; 10, Unitas; 10, Jim Harbaugh)...26 TD passes by Manning marked the 16th 20+ TD season by a Colts QB (8, Unitas - 32, 1959; 25, 1960; 24, 1957; 23, 1962, 1965; 22, 1966; 20, 1963, 1967; 4, Manning - 33, 2000; 26, 1998; 26, 1999; 26, 2001; 3, Jones - 24, 1976; 23, 1980; 21, 1981; 1, Morrall - 26, 1968)...Unitas (1959-60, 62-63, 65-67), Jones (1980-81) and Manning (1998-01) are the only Colts with cons. 20+ TD passing seasons.

CAREER NOTES: 2000: Manning totaled 357-571-4,413, 33 TDs/15 ints., 94.7 rating and earned his second consecutive trip to the Pro Bowl...Manning set the club's single-season record for passing yards, completions, 300+ games (5) and touchdowns...33 TD passes broke John Unitas' record of 32 in 1959...Manning recorded TD passes in 15 games, tying his club record 15 games in 1998...Manning ranked 1st in NFL passing yards, 1st in NFL completions and 11st in NFL TDs...he ranked 2nd in AFC rating, 6th in NFL, 2nd in AFC attempts, 3rd in NFL and 2nd in AFC comp. pct., 5th in NFL...he threw a career-high six 50+-yard TD passes...Manning directed a Colts offense that ranked 3rd in NFL net yards, 2nd in AFC, 4th in NFL points, 3rd in AFC...the Colts had 300+ net yards in 14 of 16 games, 325+ yards in 13 of 16 games, 350+ yards in 12 of 16 games, 375+ yards in 9 of 16 games and 400+ yards in 6 of 16 games...the trio of Manning, RB-Edgerrin James (387-1,709, 13 TDs rushing/63-594, 5 TDs receiving, 2,303 yards from scrimmage) and WR-Marvin Harrison (102-1,413, 14 TDs receiving) became the first triumvirate to post 4,000-1,000-1,000 numbers in consecutive seasons...Manning led the NFL in passing and James won his second cons. NFL rushing title, marking only the second time in NFL history (1937, Washington, RB-Cliff Battles, QB-Sammy Baugh) that one team had the passing and rushing champion...Manning was 22-32-273, 1 TD/1 int., 92.3 rating, at Kansas City 9/3 in season-opening win...at the time of the win, there had been eight QBs selected with the first overall pick in the draft since 1970 and Manning became the only one to win in his debut at Arrowhead Stadium...he set a career-high for completions the following week with 33-48-367, 3 TDs/2 ints., 94.7 rating vs. Oakland 9/10...he recorded 14 cons. completions in the 1st half vs. Oakland, the 2nd-longest streak in club history (17, Bert Jones, vs. NYJ, 12/15/74)...in first career MNF game, Manning totaled 23-36-440, 4 TDs, 143.3 rating vs. Jacksonville 9/25...440 yards set new franchise-record and eclipsed his old record of 404 yards at San Diego 9/26/99...it marked then only 3rd 400+ game in club history (401, John Unitas, 9/17/67 vs. Atlanta) and he set club records on MNF for completions, yards and TDs...Manning was named AFC Offensive Player-of-the-Week and Miller Lite Player-of-the-Week for his performance...Manning (16-27-187, 2 TDs/1 int.) recorded fourth career 4th-qr. game-winning drive at Buffalo 10/1...he led the club on an eight-play 42-yard drive with 1:08 remaining to set up a 45-yard game-winning FG by K-Mike Vanderjagt...Manning was 31-54-334, 1 TD/3 ints. at New England 10/8...he was 20-30-281, 1 TD, 107.7 rating at Seattle 10/15...Manning totaled 16-20-268, 3 TDs, 158.3 rating vs. NE 10/22, his first career perfect rating...he hooked up with WR-Marvin Harrison for 51t and 78t scoring plays...the 78t toss tied for the 2nd-longest of career (80, at Phil., 11/21/99; 78t, vs. New Orleans, 9/27/98)...20 atts. vs. Patriots marked only time in his career

he has attempted fewer than 23 passes in a game...posted 80.0 comp. pct. vs. Patriots becoming only the 4th QB in club history (done 5 times) to post 80.0 comp. pct. with a minimum 15 attempts...he was 22-33-288, 3 TDs/2 ints., 99.0 rating vs. Detroit 10/29...Manning engineered club to 23-15 victory vs. NYJ 11/12 with 21-35-210, 1 TD...Manning totaled 25-44-294, 3 TDs/1 int., at Green Bay 11/19...he was 27-51-339, 2 TDs/2 ints., at NYJ 12/3, extending his streak of TD passes to 13 cons. games...it marked the 2nd-longest streak of his career (27 games) ...Manning tallied 21-28-206, 1 TD, 107.1 rating at Miami 12/17...added 4th rush for third career rushing TD...he concluded regular season vs. Minnesota 12/24 by totaling 25-36-283, 4 TDs/1 int., 118.2 rating...it marked second game in 2000 he tossed 4 TDs and he became first Colts' QB to throw for 4 TD passes twice in a season since Unitas (1966). **POST-SEASON:** Started at QB at Miami 12/30 and totaled 17-32-194, 1 TD...hooked up with WR-Jerome Pathon for 171 strike for first career post-season TD pass. **1999:** Manning earned first trip to the Pro Bowl as he totaled 331-533-4,135, 26 TDs/15 ints., 90.7 rating...rebounded from 3-13 starting record in 1998 to post 13-3 record in 1999...the 10-game improvement marked the best one-season turnaround by any team in the NFL's 80 seasons...Manning helped direct the Colts to the AFC Eastern Division title, and he helped lead the club to 423 points, the NFL's third-highest total...Manning helped the Colts tie franchise records for consecutive wins (11; 1964, 1975-76) and most wins in a season (13, 1968)...Manning's totals in completions, attempts and yards in both 1998 and 1999 ranked as the best seasonal totals in club history...Manning was the 4th-youngest QB selected for his first Pro Bowl since the AFC-NFC format was instituted in 1971...Manning was 23 years, 10 months and 13 days old, and he ranked behind only Marino (1984, Miami, 22-4-14), Bledsoe (1995, New England, 22-11-22) and Favre (1993, Green Bay, 23-3-28) as the youngest first-time Pro Bowl signal-callers...Manning ended rookie season with touchdown passes in 13 consecutive games, the longest rookie streak in NFL history, then extended the mark to 27 straight games before ending at Cleveland 12/26...the 27-game streak tied for fourth-longest in NFL history (47, Unitas, 1956-60; 30, Marino, 1985-87; 28, Dave Krieg, Seattle, 1983-85; 27, Chris Chandler, Atlanta, 1997-99)...it marked only the 12th 20-game streak in NFL history...he produced six fourth-quarter comebacks in 1999 to set a club seasonal record...Manning helped direct the club to 60 'big' plays (19 rushes of 15+ yards; 41 passes of 25+ yards) in 1999...he teamed with James (369-1,553, 13 TDs rushing/62-586, 4 TDs receiving, 2,139 yards from scrimmage) and Harrison (115-1,663, 12 TDs) to produce only the NFL's second offense ever that boasted 4,000-1,500-1,500 performers (1995 Detroit: Scott Mitchell (4,338)-Barry Sanders (1,500)-Herman Moore (1,686)...Manning, Harrison and James became the 1st Colts QB-RB-WR Pro Bowl trio since Jones-Lyde Mitchell-Roger Carr in 1976...for the second straight year, a Manning QB-led offense helped produce a 2,000+ yards from scrimmage player (2,227, RB-Marshall Faulk, 1998; 2,139, James, 1999), while Harrison produced only the 26th 100+ reception season in NFL history...in 1999, Manning ranked 1st in AFC completions, 3rd in NFL, 2nd in AFC attempts, 4th in NFL, 1st in AFC completion percentage (62.1), 2nd in NFL, 1st in AFC yards, 3rd in NFL, 1st in AFC yards per attempt (7.76), 4th in NFL, 1st in AFC touchdown passes, 3rd in NFL...Manning's 90.7 rating ranked 1st in AFC, 4th in NFL...Manning was 21-33-284, 2 TDs/ints. vs. Buffalo 9/12/99 to gain first opening-day win, 31-14...he was 18-20-223, 3 TDs/2 ints. at New England 9/19...he was 29-54-404, 2 TDs/1 int. at San Diego 9/26 in 27-19 win...Manning set Colts single-game yardage total at SD and joined Unitas (401 vs. Atlanta 9/17/67) as the only Colts QBs with 400+ career games...Manning became the 6th-youngest NFL player at age 23 to notch a 400+ game (4 times, Marino, Miami, 1984; 2 times, Bernie Kosar, Cleveland, 1986 and Bledsoe, New England, 1994; 1 time, Jacky Lee, Houston, 1961 and David Woodley, Miami, 1981)...54 atts. marked 3rd-most in club history (59, George at Wash. 11/7/93; 57, Trudeau vs. NYJ 9/28/86), but it was the only one of those outings that produced a Colts win...he had 1st career TD rush (12) at San Diego...Manning earned AFC Off. Player-of-the-Week for game at San Diego, his 2nd such nomination (also 11/15/98 vs. NYJ, 24-23 win)...Manning was 17-24-274, 3 TDs/1 int. vs. Miami 10/10...he was 21-35-210, 1 TD/int. at NYJ 10/17...he was 17-33-284, 2 TDs/1 int. vs. Cincinnati 10/24...he was 22-34-313, 1 TD vs. Dallas 10/31...Manning was 21-33-290, 1 TD/int. vs. KC 11/7 (with 71 rush) and was 20-35-237, 2 TDs/1 int. at NYG 11/14...he was 16-26-235, 3 TDs at Philadelphia 11/21 and 23-31-198, 1 TD/2 ints. vs. NYJ 11/28...he was 23-29-260, 1 TD/2 ints. at Miami 12/5...he directed game-winning drive in final 30 seconds (16- and 18-yard passes to Harrison to set up 53-yard field goal at gun)...he was 15-27-186, 2 TDs vs. New England 12/11...he was 23-37-298, 2 TDs/1 int. vs. Washington 12/19 as club clinched division title...he was 27-43-276 at Cleveland 12/26, directing club to 10 fourth-quarter points in 29-28 win...he was 18-29-163 at Buffalo 1/2...wins at NYJ, vs. Dallas, vs. Kansas City, vs. Washington and at Cleveland were fourth-quarter triumphs...Manning's six fourth-quarter comeback wins in 1999 surpassed the prior seasonal-most held by Trudeau (4, 1989)...the other seasonal-mosts in Colts history are 3 by Unitas (1958, 1959, 1961, 1962, 1963, 1967, 1970), Pagel (1983), George (1990); Trudeau (1992) and Harbaugh (1995)...the prior club seasonal-mosts prior to 1999 were 5 in 1989 and 1990 and 4 in 1992...Manning had a long completion exceeding 40 yards in 9 of 16 games and did not have a game with a completion shorter than 23 yards. **POST-SEASON:** Manning was 19-42-227 vs. Tennessee 1/16/00 in AFC Divisional Playoffs, plus had 15th rush. **1998:** Was 326-575-3,739, 26 TDs/28 ints., 71.2 rating to cap the finest rookie season in NFL history...Manning set Colts and NFL rookie records in completions, attempts, yards, touchdowns and cons. games with a TD pass (13)...Manning's completions, attempts and yards surpassed QB-Rick Mirer (274-486-2,833, Seattle, 1993) as NFL rookie seasonal-bests, while his touchdowns and cons. games with a TD pass broke the 50-year old NFL rookie marks of QB-Charlie Conerly (22, 9, NY Giants, 1948)...Manning's totals broke the club rookie marks of Jack Trudeau (204-417-2,225, 1986) and Jeff George (16 TDs, 1990) as well as the club seasonal marks of George (22-485, 1991) and Unitas (3,481, 1963)...Manning also set NFL rookie records with 4 300+ and 4 3-TD games...Manning became the Colts' 5th opening day rookie starter vs. Miami 9/6 and joined 8 other Colts QBs who earned starts during their rookie season...Manning joined George Shaw (9/25/55 vs. Chi., 23-17 W), Bert Jones (9/16/73 at Clev., 24-14 L), Mike Pagel (9/12/82 vs. NE 24-13 L) and George (9/9/90 at Buf., 26-10 L) as the club's only opening-day rookie starting QBs...Manning (22 years, 5 months, 13 days) was the 7th-youngest opening-day rookie starter in

NFL history, just behind his father, Archie, the NFL's 6th-youngest in that category (22 years, New Orleans, 1971)...Manning attempted every pass by the Colts over the 1st 15 games and finished with 575 of club's 576 atts. (WR-Torrance Small was 0-1 vs. Carolina 12/27)...Manning ranked 1st in AFC, 3rd in NFL with 3,739 passing yards (4,212, Brett Favre, GB; 4,170, Steve Young, SF)...575 attempts ranked 1st in NFL...Manning joined Unitas (1957, 1959, 1960, 1961) as the only Colts to lead the league in attempts...Manning ranked 1st in AFC, 2nd in NFL, in completions (347, Favre)...Manning ranked 2nd in AFC, 5th in NFL, with 26 TD passes (36, Young; 34, Randall Cunningham, Min.; 31, Favre; 29, Vinny Testaverde, NYJ) and fell just shy of joining QBs-Harry Newman (11, NY Giants, 1933) and Bob Waterfield (14, LA, 1945) as the only rookies to tie or lead his conference or league in TD passes...Manning set the NFL rookie record and the Colts' seasonal marks with TD passes in 15 different games (missing only 9/20 at NYJ)...the previous club record was 13 different games by Morrall in 1968...TD passes in 13 cons. games ranked 2nd-best in Colts history (47, Unitas, G10-1956 to G10-1960, the NFL record)...Manning produced the 3rd 300+ opening-day yardage outing in club history with 21-37-302, 1 TD/3 ints. outing vs. Mia....Manning joined Unitas (401 vs. Atl. 9/17/67) and George (301 vs. NE 9/1/91) as the only Colts 300+ opening-day passers...he posted only the 4th 300+ game by a Colts rookie (359, Trudeau at NYJ 11/16/86; 315, Trudeau vs. NO 10/12/86; 314, Unitas at Det. 11/18/56)...Manning was 19-32-309, 1 TD/3 ints. vs. NO 9/27 to tie Trudeau as the only Colts rookie QBs with multiple 300+ games as a rookie...Manning hit RB-Marshall Faulk on a 78t pass vs. NO, the 2nd-longest TD pass by a Colts rookie (84t, Trudeau to WR-Bill Brooks at SF 10/5/86)...he was 12-23-137, 1 TD/int. vs. SD 10/4 to notch his 1st career starting victory... he was 21-40-235, 2 TDs/int. vs. Buf. 10/11...he was 18-30-231, 3 TDs, 117.5 rating at SF 10/18 to tie the club rookie record for most TD passes in a game (Unitas vs. Rams 11/25/56; George at Cin. 11/25/90 and vs. Wash. 12/22/90)...he was 30-52-278, 2 TDs/int. vs. NE 11/1 to post only the 5th 30+ comp. day in club history, the 1st by a Colts rookie...he was 26-44-276, 3 TDs/2 ints. vs. NYJ 11/15 to join George as the only Colts rookie QBs to post multiple 3-TD games...Manning directed a late 15-play, 80-yard drive that culminated with a 14t strike to TE-Marcus Pollard with :24 left to notch his 1st career 4th-qr. comeback win...Manning earned AFC Offensive Player-of-the-Week honors for game vs. NYJ, making him only the 6th rookie QB to gain the award since its inception in 1984...Manning was 27-42-357, 3 TDs/1 int. at Balt. 11/29 to set club rookie records with 3rd 300+ game (2 yards shy of Trudeau's rookie-best 359 yards) and 3rd 3-TD game (2 by George in 1990)...Manning was 17-26-210, 3 TDs, 128.7 rating vs. Cin. 12/13...he was 23-39-335, 1 TD/int. at Sea. 12/20 for his 4th 300+ game...Manning ended season vs. Car. with 17-34-225, 1 TD/2 ints. and had TD passes in 13 cons. games, extending his NFL rookie record for most cons. games with a scoring pass...Manning set the record by passing 19-27-159, 2 TDs/int. at Atl. 12/6...Manning had shared the mark with Conerly (9, NYG, 1948)...Manning surpassed the NFL rookie mark since 1970 in that category with 14-29-164, 1 TD/2 ints. at Buf. 11/22...he had shared that mark at 7 cons. games with QBs-Jim Plunkett (NE, 1971), David Woodley (Miami, 1980) and Dan Marino (Miami, 1983).

HONORS: 1998: Pro Football Weekly, College and Pro Football Weekly, Football News and Football Digest NFL All-Rookie First-Team...AFC Offensive Player-of-the-Week (11/15 vs. NY Jets). **1999:** Pro Bowl Starting QB...Associated Press, College and Pro Football Weekly and Football Digest NFL All-Pro Second-Team...Football News and Pro Football Weekly All-AFC Team...Football News AFC Player-of-the-Year...Kansas City Committee of 101 AFC Offensive Player-of-the-Year...AFC Offensive Player-of-the-Week (9/26 at San Diego)...All-Madden Team...Phil Simms Ironman Team...Miller Lite Player-of-the-Year Finalist...NFL-most Pro Bowl fan votes (124,346) **2000:** Pro Bowl...Associated Press NFL All-Pro Second-Team...All-Madden Team...All-Monday Night Football Team...AFC Offensive Player-of-the-Week (9/25 vs. Jacksonville); 12/24 vs. Minnesota)...Miller Lite NFL Player-of-the-Week (9/25 vs. Jacksonville)...3rd-most Pro Bowl fan votes (187,412). **2001:** AFC Offensive Player-of-the-Week (9/23 at Buffalo).

COLLEGE: Four-year starter...saw action in 48 games with 45 starts...set 33 school records, 8 SEC records and two NCAA marks...set SEC career records for wins as starting quarterback (39-6), completions (863), passing yards (11,201), total offense (11,020), completion percentage (62.49%), interception percentage (2.39%) and 300+ outings (18)...set NCAA records for lowest career int. pct. (2.39%; 33 of 1,381 atts.) and lowest single-season int. pct. (1.05%; 4 of 380 atts. in 1995)...ranked 3rd in NCAA history in passing yards and total offense, 5th in completions 4th in TDs (89), 8th in attempts (1,381) and 11th in career QB rating (147.11)...posted 26-4 record as starter in SEC games...was three-time Academic All-America honoree...started 13 games as **senior** and helped team to SEC Championship, and 11-2 record...set SEC seasonal record for total offense (3,789) while setting school marks for seasonal completions (287), attempts (477), yards (3,819) and TDs (36)...posted nine 300+ outings...named MVP of SEC Championship Game after totaling 25-43-373, 4 TDs/2 ints., with 73t and 46t passes, in 30-29 win over Auburn...named CNN/SI National Player-of-the-Week and SEC Offensive Player-of-the-Week after 25-35-523, 5 TDs, with 66t, 59t and 50t strikes, in 59-31 win at Kentucky...set school record with 12 consecutive completions...was 35-53-399, 4 TDs passing with 11 rush vs. Southern Miss...Sullivan Award for nation's top amateur athlete based on character, leadership, athletic ability and the ideals of amateurism, only 4th collegiate football player honored in award's 69-year history...Maxwell Award for College Football Player-of-the-Year...Heisman Trophy runner-up...Football News National Offensive Player-of-the-Year...Davey O'Brien Award for top quarterback...Johnny Unitas Golden Arm Award for top senior quarterback...AP, Football News, Walter Camp, FWAA, and AFCA All-America 1st-team...AP and Football News SEC Player-of-the-Year...AP, Football News and Coaches All-SEC...National Football Foundation, NASDAQ and American Honda National Scholar-Athlete of the Year...GTE Academic All-America 1st-team...SEC and AFCA "Football Good Works Team" for community service...Academic All-SEC...started 12 games as **junior** and helped team to 10-2 record...was 243-380-3,287, 20 TDs/12 ints...had five 300+ outings...named MVP of 48-28 Citrus Bowl win over Northwestern after posting 27-39-408, 4 TDs passing...set school single-game records for completions and attempts with 37-65-492, 4 TDs vs. Florida...named SEC Offensive Player-of-the-Week twice: 31-41-371, 2 TDs at

Georgia and 27-36-362, 2 TDs at South Carolina...AP, Football News All-America 3rd-team...AP, Football News, Coaches All-SEC 2nd-team...GTE Academic All-America 2nd-team...American Honda and CFA Scholar-Athlete Team...Academic All-SEC...started 12 games as **sophomore** and led team to 11-1 record...was 244-380-2,954, 22 TDs/4 ints. passing...added five rushing TDs...had four 300+ outings...named Sporting News National Player-of-the-Week and SEC Offensive Player-of-the-Week after 35-46-384, 4 TDs/1 int., with 55t pass, at Arkansas...had 70t pass, 1t rush and had school record streak of 132 consecutive passes without int. end at Kentucky...was 20-35-182, 1 TD, with 47t strike, in 20-14 Citrus Bowl win over Ohio State...AP All-America third-team...Coaches All-SEC first-team...AP All-SEC second-team...GTE Academic All-America second-team...Academic All-SEC...saw action in 11 games as **freshman** with eight starts...started final eight games...totaled 89-144-1,141, 11 TDs/6 ints. passing with one rushing TD...posted 7-1 record as starter...was 12-19-189, 1 TD in 45-23 Gator Bowl victory over Virginia Tech...named SEC Freshman-of-the-Year...graduated cum laude in three years (3.61 GPA) with major in speech communication.

PERSONAL: Full name is Peyton Williams Manning...born in New Orleans, La...attended Isidore Newman High School...helped team to 34-5 record during three seasons as starter...named Gatorade Circle of Champions National Player-of-the-Year and Columbus (Ohio) Touchdown Club National Offensive Player-of-the-Year as senior...named 1997 NCAA Top VIII for Outstanding Senior Student-Athlete in Athletics, Academics and Community Service...named one of 10 outstanding young Americans by the United States Junior Chamber of Commerce on January 9, 1999, in Washington D.C....in 2000, the Indianapolis Business Journal named Manning one of the area's Top 40 leaders under 40 years of age and Nuvo Magazine named Manning the Best Professional Athlete in Indianapolis...has been honorary chairman of Indiana CASA's annual fund drive and has contributed a flag football game the last four years pitting "Peyton's Pals", a team of CASA foster children, against another team of youth from Indianapolis area community centers...formed the PeyBack Foundation in 1999 to promote the future success of disadvantaged youth by helping programs that provide the necessary leadership and growth opportunities for youth at risk...as the foundation's first major event, Peyton launched the inaugural PeyBack Classic in 2000, enabling five inner-city Indianapolis high school football teams to play for the first time in the RCA Dome...the school's struggling athletic programs received \$50,000 in proceeds in 2000 and \$70,000 from the 2001 PeyBack Classic...in 2002, the PeyBack Foundation gave more than \$100,000 to community agencies in Indiana, Tennessee and New Orleans...the PeyBack Foundation makes sizable donations to various organizations in Indiana, Tennessee and Louisiana throughout the year...in 2001, the foundation hosted a Christmas celebration for 225 Indianapolis inner-city children at a local restaurant...the foundation distributed more than 300 footballs and basketballs to various organizations for Christmas...in 2000, the foundation played Santa to about 1,500 children who were in foster care or in residential treatment facilities during the holidays...as a special Christmas present, children at the Marion County's Children's Guardian Home, Pleasant Run Children's Home and residential facilities operated by Children's Bureau received a football or basketball from the PeyBack Foundation...the foundation committed \$25,000 to a restoration project for the Dryades Street YMCA in New Orleans in 2001...Peyton participated in the 2001 Marsh Holiday Handoff for Hunger community-based food drive that benefited local food pantries...the program generated more than 245,000 pounds of food for those in need...each Indiana school that participated entered a drawing to win a visit from Peyton and tickets to a Colts game...Peyton, in conjunction with Marsh, holds an annual event at the Indianapolis Motor Speedway to raise money for the PeyBack Foundation...the Marsh Kids' Club Walk, "Peyton's Rally at Gasoline Alley," gives kids an opportunity to walk around the track with Peyton...Peyton was named to the NCAA Foundation Board of Directors in 2000, and is its youngest-ever member and first active professional athlete...in addition to his board responsibilities, Peyton has become the national spokesperson for the NCAA's major character education program to be instituted in elementary schools across the nation...Peyton makes numerous appearances each year to promote the NCAA's Stay in Bounds program, a character development initiative committed to teaching citizenship through sports and the acceptance of a set of guiding principles of sportsmanship... along with his father, Archie, he is actively involved with the Play it Smart organization, a school-based program funded by the National Football Foundation...the program seeks to use the sport experience as a vehicle to enhance the academic, athletic, career and personal development of high school student-athletes...Manning was honored in May, 2002 as the male recipient of the Henry P. Iba Citizen Athlete Award, given annually to America's premier male and female athletes who excelled in their sport and through their actions have helped others...Manning was selected the 2001 Walter Payton/Indianapolis Colts NFL Man-of-the-Year for participation in community affairs...he was honored by his teammates as the 2001 Ed Block Courage Award nominee and for the Byron "Whizzer" White Humanitarian Award, honors for courageous play and service to team, community and country...through his PeyBack Foundation, Manning established the PeyBack Award in 2002 to recognize an individual associated with football who achieved a high level of success in the sport and distinguished himself through philanthropic deeds, and the first recipient was Dallas Cowboys Hall-of-Fame quarterback Roger Staubach...Manning was awarded the 2001 American Dream award by the Hudson Institute for his work with the PeyBack Foundation...he helped promote the I.S.T.E.P. exam for the Indiana Department of Education...a portion of the Manning Passing Academy is donated to Special Olympics of Louisiana and the Fellowship of Christian Athletes...along with St. Vincent Hospitals and Health Services in Indianapolis, he helped create "Peyton's Playbook," a kid's guide to healthy living and the importance of making the right decisions...his father, Archie, was an All-America choice at Ole Miss in 1969 and 1970, and had a 14-year NFL career with New Orleans (1971-82), Houston (1982-83) and Minnesota (1983-84)...Manning and his wife, Ashley, reside in Indianapolis, Ind.

CAREER STATISTICS

Year	ST/PL	PASSING						RUSHING					
		Att-Comp.	Yds.	Pct.	TD	Int.	LG	Rat.	No.	Yds.	Avg.	LG	TD
1998	16/16	575- 326	3739	56.7	26	28	78†	71.2	15	62	4.1	15	0
1999	16/16	533- 331	4135	62.1	26	15	80†	90.7	35	73	2.1	13	2
2000	16/16	571- 357	4413	62.5	33	15	78†	94.7	37	116	3.1	14	1
2001	16/16	547- 343	4131	62.7	26	23	86†	84.1	35	157	4.5	33†	4
TOTAL	64/64	2226-1357	16418	61.0	111	81	86†	85.1	122	408	3.3	33†	7

CAREER BEST

		PASSING	
Attempts:	54	at	San Diego 9/26/99
		at	New England 10/8/00
Completions:	33	vs.	Oakland 9/10/00
Yards:	440	vs.	Jacksonville 9/25/00
Longest:	80†	at	Philadelphia 11/21/98
TDs:	4	vs.	Jacksonville 9/25/00
		vs.	Minnesota 12/24/00
		vs.	Buffalo 9/23/01

		RUSHING	
Number:	7	vs.	Buffalo 9/23/01
Yards:	44	at	Buffalo 11/4/01
Longest:	33†	at	Buffalo 11/4/01
TDs:	1		7 times



QB-Peyton Manning has topped 4,000 passing yards in three consecutive seasons, one of three players in NFL history to accomplish that feat. With four-year numbers of 1,357 completions, 2,226 attempts, 16,418 yards and 111 touchdowns, he is one of the most productive quarterbacks in NFL history when measured by career-opening four-year totals.

1998 GAME-BY-GAME PASSING

Date	Opponent	Aff.	Comp.	Yds.	Pct.	TD	Int.	LG	Tkd.	Rat.	Result
9/ 6	Miami	37	21	302	56.8	1	3	42	4-29	58.6	L 15-24
9/13	at New Eng.	33	21	188	63.6	1	3	22	2-15	51.1	L 6-29
9/20	at N.Y. Jets	44	20	193	45.5	0	2	22	1- 3	39.3	L 6-44
9/27	New Orleans	32	19	309	59.4	1	3	78†	4-17	63.2	L 13-19(ot)
10/ 4	San Diego	23	12	137	52.2	1	1	27	0- 0	66.8	W 17-12
10/11	Buffalo	41	20	235	48.8	2	2	26	0- 0	62.6	L 24-31
10/18	at SF	30	18	231	60.0	3	0	61†	1- 0	117.5	L 31-34
11/ 1	New Eng.	52	30	278	57.7	2	2	24	0- 0	69.5	L 16-21
11/ 8	at Miami	42	22	140	52.4	1	2	18	0- 0	47.7	L 14-27
11/15	N.Y. Jets	44	26	276	59.1	3	2	38†	1- 9	81.3	W 24-23
11/22	at Buffalo	29	14	164	48.3	1	2	30†	0- 0	48.6	L 11-34
11/29	at Baltimore	42	27	357	64.3	3	1	34†	2-13	105.0	L 31-38
12/ 6	at Atlanta	27	19	159	70.4	2	2	30†	0- 0	79.1	L 21-28
12/13	Cincinnati	26	17	210	65.4	3	0	23	0- 0	128.7	W 39-26
12/20	at Seattle	39	23	335	59.0	1	1	53	2- 5	84.9	L 23-27
12/27	Carolina	34	17	225	50.0	1	2	46	5-18	56.6	L 19-27
TOTAL		575	326	3739	56.7	26	28	78†	22-109	71.2	

1999 GAME-BY-GAME PASSING

Date	Opponent	Aff.	Comp.	Yds.	Pct.	TD	Int.	LG	Tkd.	Rat.	Result
9/12	Buffalo	33	21	284	63.6	2	2	50	0- 0	85.9	W 31-14
9/19	at New Eng.	30	18	223	60.0	3	2	42	0- 0	88.6	L 28-31
9/26	at San Diego	54	29	404	53.7	2	1	46	0- 0	82.6	W 27-19
10/10	Miami	24	17	274	70.8	3	1	43	2-10	130.9	L 31-34
10/17	at NY Jets	35	21	210	60.0	1	1	26	0- 0	74.7	W 16-13
10/24	Cincinnati	33	17	284	51.5	2	1	56†	1- 6	88.4	W 31-10
10/31	Dallas	34	22	313	64.7	1	0	54	1-13	104.0	W 34-24
11/ 7	Kansas City	33	21	290	63.6	1	1	30†	3-34	89.2	W 25-17
11/14	at NY Giants	35	20	237	57.1	2	1	57†	0- 0	85.1	W 27-19
11/21	at Phila	26	16	235	61.5	3	0	80†	1- 8	129.5	W 44-17
11/28	NY Jets	31	23	198	74.2	1	2	23	2-11	74.4	W 13-6
12/ 5	at Miami	29	23	260	79.3	1	2	36	2-19	86.8	W 37-34
12/12	New Eng.	27	15	186	55.5	2	0	52	1- 8	101.8	W 20-15
12/19	Washington	37	23	298	62.2	2	1	37†	1- 7	94.2	W 24-21
12/26	at Cleveland	43	27	276	62.8	0	0	30	0- 0	81.1	W 29-28
1/ 2	at Buffalo	29	18	163	62.1	0	0	30	0- 0	77.2	L 6-31
TOTAL		533	331	4135	62.1	26	15	80†	14-116	90.7	

2000 GAME-BY-GAME PASSING

Date	Opponent	Aff.	Comp.	Yds.	Pct.	TD	Int.	LG	Tkd.	Rat.	Result
9/ 3	at Kansas City	32	22	273	68.8	1	1	33	1- 6	92.3	W 27-14
9/10	Oakland	48	33	367	68.8	3	2	50†	2-16	94.7	L 31-38
9/25	Jacksonville	36	23	440	63.9	4	0	76†	0- 0	143.3	W 43-14
10/ 1	at Buffalo	27	16	187	59.3	2	1	30	1- 3	89.6	W 18-16
10/ 8	at New Eng.	54	31	334	57.4	1	3	31	2-10	58.7	L 16-24
10/15	at Seattle	30	20	281	66.7	1	0	31	1- 1	107.8	W 37-24
10/22	New Eng.	20	16	268	80.0	3	0	78†	0- 0	158.3	W 30-23
10/29	Detroit	33	22	288	66.7	3	2	31†	1- 7	99.1	W 30-18
11/ 5	at Chicago	39	26	302	66.7	2	1	24	2-21	96.3	L 24-27
11/12	NY Jets	35	21	210	60.0	1	0	22	0- 0	86.6	W 23-15
11/19	at Green Bay	44	25	294	56.8	3	1	34†	4-27	90.5	L 24-26
11/26	Miami	34	16	209	47.1	2	1	32	0- 0	74.3	L 14-17
12/ 3	at NY Jets	51	27	339	52.9	2	2	43†	3-13	70.6	L 17-27
12/11	Buffalo	24	13	132	54.2	0	0	28	2-16	70.1	W 44-20
12/17	at Miami	28	21	206	75.0	1	0	50†	1-11	107.1	W 20-13
12/24	Minnesota	36	25	283	69.4	4	1	52†	0- 0	118.2	W 31-10
TOTAL		571	357	4413	62.5	33	15	78†	20-131	94.7	

2001 GAME-BY-GAME PASSING

Date	Opponent	Att.	Comp.	Yds.	Pct.	TD	Int.	LG	Tkd.	Rat.	Result
9/ 9	at NY Jets	32	22	231	68.8	2	2	21†	1- 9	84.2	W 45-24
9/23	Buffalo	29	23	421	79.3	4	2	60†	1- 3	129.6	W 42-26
9/30	at New Eng.	34	20	196	58.8	1	3	26	2- 7	48.2	L 13-44
10/14	Oakland	41	26	241	63.4	2	2	28	1- 7	75.4	L 18-23
10/21	New Eng.	34	22	335	64.7	1	0	68	4-30	106.9	L 17-38
10/28	at Kansas City	30	19	201	63.3	2	0	47†	3-22	105.0	W 35-28
11/ 4	at Buffalo	27	17	199	63.0	1	0	43	4-38	97.6	W 30-14
11/11	Miami	33	20	253	60.6	3	2	45	3-29	89.6	L 24-27
11/18	at N. Orleans	28	18	262	64.3	1	1	86†	0- 0	91.7	L 20-34
11/25	San Francisco	51	31	370	60.8	1	4	39	1- 6	56.8	L 21-40
12/ 2	at Baltimore	48	27	310	56.3	2	1	57†	3-47	81.1	L 27-39
12/10	at Miami	32	19	173	59.4	0	3	17	1- 3	35.0	L 6-41
12/16	Atlanta	35	23	325	65.7	3	1	36	0- 0	112.2	W 41-27
12/23	NY Jets	35	25	228	71.4	1	0	28†	2- 7	98.3	L 28-29
12/30	at St. Louis	28	15	195	53.6	0	1	36	2-17	60.9	L 17-42
1/ 6	Denver	30	16	191	53.3	2	1	43†	1- 7	81.4	W 29-10
TOTAL		547	343	4131	62.7	26	23	86†	29-232	84.1	

300-YARD GAMES (16)

Date	Opponent	Att.	Comp.	Yds.	Pct.	TD	Int.	LG	Tkd.	Rat.	Result
9/25/00	Jacksonville	36	23	440	63.8	4	0	76†	0- 0	143.3	W 43-14
9/23/01	Buffalo	29	23	421	79.3	4	2	69†	1- 3	129.6	W 42-26
9/26/99	at San Diego	54	29	404	53.7	2	1	46	0- 0	82.6	W 27-19
11/25/01	San Francisco	51	31	370	60.8	1	4	39	1- 6	56.8	L 21-40
9/10/00	Oakland	48	33	367	68.7	3	2	50†	2-16	94.7	L 31-38
11/29/98	at Baltimore	42	27	357	64.3	3	1	34†	2-13	105.0	L 31-38
12/ 3/00	NY Jets	51	27	339	52.9	2	2	43†	3-13	70.6	L 17-27
10/21/01	New England	34	22	335	64.7	1	0	68	4-30	106.9	L 17-38
12/20/98	at Seattle	39	23	335	59.0	1	1	53	2- 5	84.9	L 23-27
10/ 8/00	at New England	54	31	334	57.4	1	3	31	2-10	58.7	L 16-24
12/16/01	Atlanta	35	23	325	65.7	3	1	36	0- 0	112.2	W 41-27
10/31/99	Dallas	34	22	313	64.7	1	0	54	1-13	104.0	W 34-24
12/ 2/01	at Baltimore	48	27	310	56.3	2	1	57†	3-47	81.1	L 27-39
9/27/98	New Orleans	32	19	309	59.4	1	3	78†	4-17	63.2	L 13-19(ot)
9/ 6/98	Miami	37	21	302	56.8	1	3	42	4-29	58.6	L 15-24
11/ 5/00	at Chicago	39	26	302	66.6	2	1	24	2-21	96.3	L 24-27

100+ RATING GAMES (16)

Date	Opponent	Att.	Comp.	Yds.	Pct.	TD	Int.	LG	Tkd.	Rat.	Result
10/22/00	New England	20	16	268	80.0	3	0	78†	0- 0	158.3	W 30-23
9/25/00	Jacksonville	36	23	440	63.9	4	0	76†	0- 0	143.3	W 43-14
10/10/99	Miami	24	17	274	70.8	3	1	43	2-10	130.9	L 31-34
9/23/01	Buffalo	29	23	421	79.3	4	2	60†	1- 3	129.6	W 42-26
11/21/99	at Philadelphia	26	16	235	61.5	3	0	80†	1- 8	129.5	W 44-17
12/13/98	Cincinnati	26	17	210	65.4	3	0	23	0- 0	128.7	W 39-26
12/24/00	Minnesota	36	25	283	69.4	4	1	52†	0- 0	118.2	W 31-10
10/18/98	at San Francisco	30	18	231	60.0	3	0	61†	1- 0	117.5	L 31-34
12/16/01	Atlanta	35	23	325	65.7	3	1	36	0- 0	112.2	W 41-27
10/15/00	at Seattle	30	20	281	66.7	1	0	39	1- 1	107.8	W 37-24
12/17/00	at Miami	28	21	206	75.0	1	0	50†	1-11	107.1	W 20-13
10/21/01	New England	34	22	335	64.7	1	0	68	4-30	106.9	L 17-38
10/25/01	at Kansas City	30	19	201	63.3	2	0	47†	3-22	105.0	W 35-28
11/29/98	at Baltimore	42	27	357	64.3	3	1	34†	2-13	105.0	L 31-38
10/31/99	Dallas	34	22	313	64.7	1	0	54	1-13	104.0	W 34-24
12/12/99	New England	27	15	186	55.5	2	0	52	1- 8	101.8	W 20-15

3+TOUCHDOWN GAMES (16)

Date	Opponent	Att.	Comp.	Yds.	Pct.	TD	Int.	LG	Tkd.	Rat.	Result
9/25/00	Jacksonville	36	23	440	63.9	4	0	76†	0-0	143.3	W 43-14
12/24/00	Minnesota	36	25	283	69.4	4	1	52†	0-0	118.2	W 31-10
9/23/01	Buffalo	29	23	421	79.3	4	2	60†	1-3	129.6	W 42-26
10/18/98	at San Francisco	30	18	231	60.0	3	0	61†	1-0	117.5	L 31-34
11/15/98	NY Jets	44	26	276	59.1	3	2	38†	1-9	81.3	W 24-23
11/29/98	at Baltimore	42	27	357	64.3	3	1	34†	2-13	105.0	L 31-38
12/13/98	Cincinnati	26	17	210	65.4	3	0	23	0-0	128.7	W 39-26
9/19/99	at New England	30	18	223	60.0	3	2	42	0-0	88.6	L 28-31
10/10/99	Miami	24	17	274	70.8	3	1	43	2-10	130.9	L 31-34
11/21/99	at Philadelphia	26	16	235	61.5	3	0	80†	1-8	129.5	W 44-17
9/10/00	Oakland	48	33	367	68.7	3	2	50†	2-16	94.7	L 31-38
10/22/00	New England	20	16	268	80.0	3	0	78†	0-0	158.3	W 30-23
10/29/00	Detroit	33	22	288	66.6	3	2	31†	1-7	99.0	W 30-18
11/19/00	at Green Bay	44	25	294	56.8	3	1	34†	4-27	90.5	L 24-26
11/11/01	Miami	33	20	253	60.6	3	2	45	3-29	89.6	L 24-27
12/16/01	Atlanta	35	23	325	65.7	3	1	36	0-0	112.2	W 41-27

REGULAR SEASON RECORD AS A STARTER WHEN....

Games Started:	64	PASS ATTEMPTS	YARDS	INTERCEPTIONS
Overall:	32-32	Less than 20: 0-0	Less than 200: 7-9	None: 13-4
Home:	19-13	20-29 attempts: 11-6	200-299 yards: 20-12	1 interception: 12-9
Away:	13-19	30-39 attempts: 18-14	300-399 yards: 2-11	2 interceptions: 7-12
On Grass:	7-12	40-49 attempts: 2-8	400 or more: 3-0	3 or more: 0-7
On Turf:	25-20	50 or more: 1-4		
Indoor:	19-17		TOUCHDOWNS	SACKS
Outdoor:	13-15	COMPLETIONS	None: 2-4	None: 12-9
vs. AFC:	25-23	Less than 10: 0-0	1 touchdown: 11-13	1 sack: 14-5
vs. NFC:	7-9	10-19 completions: 11-12	2 touchdowns: 10-8	2 sacks: 3-10
Overtime:	0-1	20-29 completions: 21-16	3 or more: 9-7	3 or more sacks: 3-8
		30 or more: 0-4		

CAREER STATISTICS IN MISCELLANEOUS CATEGORIES

	Att.	Comp.	Yds.	Pct.	TD	Int.	LG	Tkld.	Rat.
WINS	(32) 1027	652	8234	63.5	61	26	80†	30-238	97.6
LOSSES	(32) 1199	705	8184	58.8	50	55	86†	55-350	74.3
INDOORS	(36) 1189	736	9416	61.9	69	45	86†	45-295	90.2
OUTDOORS	(28) 1037	621	7002	59.9	42	36	80†	40-293	79.2
HOME	(32) 1044	645	8290	61.8	64	37	78†	42-284	92.3
AWAY	(32) 1182	712	8128	60.2	47	44	86†	43-304	78.7
DIVISION	(32) 1089	659	7495	60.5	49	47	52	42-283	78.2
NON-DIVISION	(32) 1137	698	8923	61.4	62	34	86†	43-305	91.7
1ST QUARTER	493	323	4360	65.5	25	7	86†	13-68	00.0
2ND QUARTER	621	390	4246	62.8	33	26	44	17-150	83.2
1ST HALF	1114	713	8606	64.0	58	33	86†	30-218	92.6
3RD QUARTER	511	311	3929	60.9	24	19	80†	20-122	85.0
4TH QUARTER	601	333	3883	55.4	29	29	78†	35-248	71.2
OVERTIME	5	2	20	40.0	0	1	20	0-0	12.5
2ND HALF	1117	646	7832	57.8	53	49	80†	55-370	77.0

MANNING AMONG COLTS QUARTERBACKS

Attempts	Completions	Yards	Touchdowns	Games
5110 Unitas	2796 Unitas	39768 Unitas	287 Unitas	206 Unitas
2464 Jones	1382 Jones	17663 Jones	122 Jones	98 Jones
2226 Manning	1357 Manning	16418 Manning	111 Manning	64 Manning
1536 Trudeau	874 George	9647 Trudeau	49 Harbaugh	61 Trudeau
1532 George	812 Trudeau	9551 George	47 Morrall	53 Harbaugh
1230 Harbaugh	746 Harbaugh	8705 Harbaugh	41 Trudeau	52 George
1154 Pagel	587 Pagel	7474 Pagel	41 George	51 Morrall
676 Morrall	363 Morrall	5666 Morrall	39 Pagel	51 Pagel

COLTS SINGLE-SEASON RECORDS

Completions	Attempts	Yards	Touchdowns
357 Peyton Manning, 2000	575 Peyton Manning, 1998	4413 Peyton Manning, 2000	33 Peyton Manning, 2000
343 Peyton Manning, 2001	571 Peyton Manning, 2000	4135 Peyton Manning, 1999	32 John Unitas, 1959
331 Peyton Manning, 1999	547 Peyton Manning, 2001	4131 Peyton Manning, 2001	26 Peyton Manning, 2001
326 Peyton Manning, 1998	533 Peyton Manning, 1999	3739 Peyton Manning, 1998	26 Peyton Manning, 1999
292 Jeff George, 1991	485 Jeff George, 1991	3481 John Unitas, 1963	26 Peyton Manning, 1998
270 Greg Landry, 1979	457 Greg Landry, 1979	3428 John Unitas, 1967	26 Earl Morrall, 1968

FOURTH-QUARTER COMEBACK WINS (9)

Date	Opponent	Down	Won	Go-Ahead Scoring Play	Elapsed	Drive/TOP	Manning Drive Stats
11/15/98	NY Jets	17-23	24-23	14t pass to TE-Marcus Pollard	14:36	15-80/2:40	8-13-93, 1 TD pass
9/26/99	at San Diego	10-19	27-19	12t Manning run	3:19	8-83/2:47	3-6-46 pass; 12t rush
10/17/99	at NY Jets	10-13	16-13	Vanderjagt 27 FG	14:46	10-35/4:18	2-2-8 pass
10/31/99	Dallas	21-24	34-24	40t pass to WR-Marvin Harrison	0:05	7-75/3:31	4-7-76, 1TD pass
11/ 7/99	Kansas City	16-17	25-17	7t Manning run	4:11	6-54/3:04	2-3-17 pass/2-10 rush
12/19/99	Washington	10-13	24-21	1t pass to TE-Ken Dilger	0:04	7-80/3:11	3-4-40 pass
12/26/99	at Cleveland	19-28	29-28	Vanderjagt 21 FG	14:56	11-54/4:08	4-4-23 pass/1-8 rush
10/ 1/00	at Buffalo	15-16	18-16	Vanderjagt 45 FG	0:00	8-42/1:08	3-5-25 pass/1-2 rush
10/22/00	New England	14-23	30-23	3t James run	2:09	6-71/2:22	2-2-13 pass

FOURTH-QUARTER GAME-WINNING DRIVES (4)

Date	Opponent	Down/Tied	Won	Clinching Scoring Play	Elapsed	Drive/TOP	Manning Drive Stats
11/15/98	NY Jets	17-23	24-23	14t pass to TE-Marcus Pollard	14:36	15-80/2:40	8-13-93, 1 TD pass
12/ 6/99	at Miami	34-34	37-34	Vanderjagt 53 FG	15:00	4-33/0:36	2- 2-34 passing
12/26/99	at Cleveland	19-28	29-28	Vanderjagt 21 FG	14:56	11-54/4:08	4- 4-23 pass/1-8 rush
10/ 1/00	at Buffalo	15-16	18-16	Vanderjagt 45 FG	0:00	8-42/1:08	3- 5-25 pass/1-2 rush

NFL'S TOP 10 CAREER LEADING PASSERS AND A FOUR-YEAR COMPARISON WITH PEYTON MANNING

Career	Name	Games	Comp.	Att.	Yards	Pct.	Yd/Att.	TD	Int.	Rating	Years
61,361	Dan Marino	59	1249	2050	16177	60.9	7.89	142	67	95.2	1983-86
51,475	John Elway	58	944	1748	11637	54.0	6.66	66	65	71.9	1983-86
49,325	Warren Moon	57	899	1683	12342	53.4	7.33	61	77	70.2	1984-87
47,003	Fran Tarkenton	56	661	1212	9409	54.5	7.76	77	68	77.7	1961-64
43,040	Dan Fouts	45	516	985	6789	52.4	6.89	30	51	63.0	1973-76
40,551	Joe Montana	56	713	1130	8069	63.1	7.14	52	32	88.0	1979-82
40,239	John Unitas	46	611	1129	8954	54.1	7.93	84	48	87.3	1956-59
38,147	Dave Kreig	20	260	435	3483	59.8	8.01	27	18	88.7	1980-83
37,920	Boomer Esiason	53	815	1442	11253	56.5	7.80	70	51	83.1	1984-87
35,467	Jim Kelly	57	1032	1742	12901	59.2	7.41	81	63	82.7	1986-89
16,418	Peyton Manning	64	1357	2226	16418	61.0	7.38	111	81	85.1	1998-01

Italics denote did not begin NFL career as rookie

**QUARTERBACKS TAKEN AS FIRST OVERALL DRAFT PICKS SINCE 1970
COMPLETE FIRST FOUR SEASON TOTALS**

Name	Games	Comp.	Att.	Yards	Pct.	Yd/Att.	TD	Int.	Rating	Year
Peyton Manning	64	2226	1357	16418	61.0	7.38	111	81	85.1	1998-01
Drew Bledsoe	60	1310	2379	14642	55.1	6.15	80	73	72.0	1993-96
John Elway	58	944	1748	11637	54.0	6.66	66	65	71.9	1983-86
Troy Aikman	54	920	1528	10527	60.2	6.89	54	60	76.4	1989-92
Vinny Testaverde	49	754	1476	10272	51.1	6.96	55	81	63.2	1987-90
Jeff George	52	874	1532	9551	57.0	6.23	41	46	72.0	1990-93
Jim Plunkett	56	693	1411	9361	49.1	6.63	59	80	61.0	1971-74
Terry Bradshaw	51	522	1079	6739	48.4	6.25	41	73	52.9	1970-73
Steve Bartkowski	38	423	880	5624	48.1	6.39	30	55	54.1	1975-78

MANNING AMONG THESE NFL QUARTERBACKS FOR FIRST FOUR YEARS

Games	Completions	Attempts	Percentage	Yards	Touchdowns
64 Manning	1357 Manning	2379 Bledsoe	63.1 Montana	16418 Manning	142 Marino
60 Bledsoe	1310 Bledsoe	2226 Manning	61.0 Manning	16177 Marino	111 Manning
59 Marino	1249 Marino	2050 Marino	60.9 Marino	14642 Bledsoe	84 Unitas
58 Elway	1032 Kelly	1748 Elway	60.2 Aikman	12901 Kelly	81 Kelly
57 Kelly/Moon	944 Elway	1742 Kelly	59.8 Kreig	12342 Moon	80 Bledsoe

CAREER TOUCHDOWN PASSES

**BY TARGETS
(11 different individuals)**

Marvin Harrison	47
Marcus Pollard	19
Edgerrin James	9
Torrance Small	7
Terrence Wilkins	7
Ken Dilger	7
Jerome Pathon	6
Marshall Faulk	4
E.G. Green	2
Lamont Warren	1
Jim Finn	1
Trevor Insley	1

BY QUARTERS

FIRST:	25
SECOND:	33
THIRD:	24
FOURTH:	29

BY STADIUM

(17 different stadiums)

RCA Dome	65
Giants	7
Foxboro	6
Ralph Wilson	4
Pro Player	3
Lambeau Field	3
Memorial	3
Veterans	3
3 Com	3
Arrowhead	3
Soldier Field	2
Georgia Dome	2
Qualcomm	2
PSINet	2
Louisiana Superdome	1
Kingdome	1
Husky	1



ADAM MEADOWS

Offensive Tackle

6-5 290

Georgia

6th Year With Colts

Draft-2, 1997 (48th overall)

Born: January 25, 1974



GAMES STARTED/PLAYED: (1997, 16/16); (1998, 14/14); (1999, 16/16); (2000, 16/16); (2001, 15/15) Total 77/77

2001: Started at RT in 15 games...was inactive 10/21 vs. New England due to hamstring injury, snapping a string of 36 consecutive starts dating back to 1998 season...the offensive line has allowed QB-Peyton Manning to be sacked only 64 times in the last 48 games, the lowest total in the NFL...RB-Edgerrin James won 2 consecutive NFL rushing titles and has produced 24 100+ rushing games in 38 career outings, while FA RB-Dominic Rhodes was 233-1,104, 9 TDs rushing/34-224 receiving, 1,328 scrimmage yards in 2001, producing the best season ever by an undrafted free agent RB in NFL history...the line helped the Colts produce 10 individual 100+ rushing performances (5, James; 5, Rhodes) in 2001, the most by any NFL team...the 10 individual 100+ games tied the club seasonal-best of 10 in 1999, while the club did it 9 times in 2000...since 1999, the club's offensive line has helped Manning produce the 3 highest seasonal yardage passing totals in franchise history (4,413, 2000; 4,135, 1999; 4,131, 2001), while becoming only the 3rd QB in NFL history to post 3 consecutive 4,000+ seasons...the line helped James win two rushing titles (1,553; 1999; 1,709, 2000) and Rhodes (1,104) to become the most productive NFL rookie undrafted FA...last year marked the 5th straight season the club has had a 1,000+ rusher, while the team has had 29 100+ individual rushing performances in the past 48 games...the line helped WR-Marvin Harrison (115-1,663, 1999; 102-1,413, 2000; 109-1,524, 2001) produce the 3 finest reception and yardage seasons in club history, while allowing him to join WRs-Jerry Rice and Herman Moore as the only NFL players with 3 consecutive 100+ reception seasons...the Colts have surrendered 64 sacks from 1999 to the present and 86 from 1998 to the present, both the lowest totals in the NFL during those spans.

CAREER NOTES: 2000: Started 16 games at RT...played vital role in club allowing only 20 sacks, tied with NYJ for lowest in NFL...the NFL avg. was 39.6...20 sacks allowed were the third-best mark in franchise history (14, 1999; 19, 1969)...Colts allowed 20 sacks in 591 dropbacks (one for every 29.6 attempts), the second-best mark in franchise history (one for every 40 attempts, 1999). **POST-SEASON:** Started at RT at Miami 12/30. **1999:** Started 16 games at RT...played a key role in season where club allowed franchise record-low 14 sacks in 1999, and club cut sacks allowed from 62 in 1997 to 22 in 1998...14 sacks allowed was the fewest in the NFL in 1999 and it topped the previous seasonal-low of 19 in 1969...the line helped James (369-1,553, 13 TDs rushing) become the 13th rookie to win the NFL rushing title and produce Colts seasonal and NFL rookie records with 10 100+ games. **POST-SEASON:** Started at RT vs. Tennessee 1/16. **1998:** Started first 14 games at RT after starting 16 games at LT in 1997...DNP final two games with left shoulder injury...was member of line that allowed only 22 sacks, the 2nd-lowest total in NFL (19, Dallas), and down from a franchise high of 62 in 1997...Colts set club record with NFL best ratio of one sack allowed per 27.2 pass attempts...Colts allowed one sack per every 9.4 attempts in 1997...helped RB-Marshall Faulk post 324-1,319 rushing and 86-908 receiving for an NFL-high 2,227 yards from scrimmage...helped Colts post seven 100+ rushing outings. **1997:** Started 16 games at LT...along with RG-Tarik Glenn became club's first opening day rookie starters on offensive line since 1984 (RG-Ron Solt)...Meadows and Glenn joined Solt, ROLB-Duane Bickett (1985) and RB-Marshall Faulk (1994) as only rookies with 16 starts since club's 1984 move to Indianapolis (OG-Stevie McKinney did it in 1998)...Meadows teamed with Glenn, C-Jay Leeuwenburg, RT-Tony Mandarich and LG-Doug Widell to start each game and join Tennessee Oilers as only NFL teams to start all five offensive linemen intact throughout 1997 season...since 1963, the only times the Colts have started the offensive line intact at the same positions throughout an entire non-strike season was 1963, 1964 and 1968...helped Faulk rush 264-1,054, 7 TDs as club posted 100+ rushing yards nine times including seven of last eight outings...helped club post 145+ rushing yards in three consecutive games (34-147, 2 TDs vs. Tampa Bay 11/2; 30-150 vs. Cincinnati 11/9; 34-147, 1 TD in 41-38 win over Green Bay 11/16) for first time since games 7-9 of 1987.

COLLEGE: Four-year starter...started all season at LT as **senior** and registered 82 knockdown blocks for offense that posted 230.6 passing ypg...started every game at split tackle as **junior** as team averaged 364.6 ypg...started **sophomore** season at tight tackle but shifted to split tackle...helped offense post school-record 5,135 seasonal yards...received team's "Biggest Offensive Surprise" award as **freshman**...started season at tight end before switching to tight tackle and starting final seven games as team posted 322.9 passing ypg...redshirted in 1992...holds degree in speech communications.

PERSONAL: Full name is Jonathan Adam Meadows...born in Powder Springs, Ga...lettered in football and basketball at McEachern High School...instructor for Colts 101, an annual women's football clinic...Meadows and his wife, Courtney, reside with their daughters, Madeline Carey (12/20/99) and Hallie Jane (10/18/01), in Carmel, Ind.



ROB MORRIS

Linebacker

6-2 243

Brigham Young

3rd Year With Colts

Draft-1, 2000 (28th overall)

Born: January 18, 1975



GAMES STARTED/PLAYED: (2000, 0/7); (2001, 14/14) Total 14/21

2001: Started 14 games played at MLB after missing nine games as a rookie in 2000 with injury...was inactive 10/16 vs. Atlanta and 1/6 vs. Denver...led team in tackles with 128, including 79 solo, and totaled one sack (4 yards), one QB hit, two passes defended and six 10+-tackle games...recorded first career 10+-tackle game (11) in first career start at NYJ 9/9...totaled nine tackles vs. Buffalo 9/23...had nine tackles and two passes defended at New England 9/30...led team with 12 tackles vs. New England 10/21, his second career double-digit game...recorded 13 tackles and one QB hit vs. Miami 11/11...amassed eight tackles with one sack (4 yards) at New Orleans 11/18...recorded fourth career 10+-tackle game with 11 tackles at Baltimore 12/2...recorded 10 tackles vs. NYJ 12/23 and team-high 12 tackles at St. Louis 12/30...had at least five tackles in every game and at least nine tackles in nine contests.

CAREER NOTES: 2000: Played in seven games as reserve LB... was placed on injured reserve (leg) on 10/25...totaled 11 tackles, eight solo, and one QB hit...posted three special teams tackles, one solo...tallied season-high four tackles, three solo, vs. New England 10/22 before leaving game with leg injury...had three tackles vs. Oakland 9/10...posted two solo tackles vs. Jacksonville 9/25...totaled two tackles, one QB hit and one special teams tackle at Seattle 10/15.

COLLEGE: Played in seven games as **senior**...totaled 77 tackles, 45 solo, 10 tackles for loss and six sacks (47 yards)...added two FF and one FR...missed four games with injuries...had nine tackles and one tackle for loss vs. Colorado State...posted 13 tackles vs. Air Force...recorded 15 tackles, three sacks, two FR and one FF vs. San Diego State...registered season-high 19 tackles vs. Utah...was AP, The Sporting News, Football News All-American first-team...was Mountain West first-team...was semifinalist for Butkus Award, given to nation's top linebacker...started 14 games as **junior**...recorded 147 total tackles, 114 solo, 16 tackles for loss, 11 hurries, six sacks (45 yards) and one int...added blocked kick and 11 QB pressures...had 13 tackles vs. Alabama...totaled 13 tackles and one sack vs. Arizona State...totaled season-high 17 tackles, three tackles for loss and one pass defended vs. San Diego State...recorded 12 tackles vs. Utah...was Football News All-American first-team...was WAC Defensive Player-of-the-Year and All-WAC first-team...started at middle linebacker as **sophomore** and led team with 110 tackles...added 8.5 tackles for loss and one sack (6 yards)...posted 11 tackles vs. Washington...had 13 tackles vs. SMU and 11 tackles vs. Arizona State...totaled 14 tackles and one sack vs. UTEP...was second-team All-WAC...named team's Outstanding Linebacker of the Year...redshirted in 1996...spent 1994 and 1995 on religious mission in Canada...played fullback for first part of **freshman** season before moving to linebacker...totaled 1-27 receiving, eight tackles and one pass defended...majored in business.

PERSONAL: Full name is Robert Samuel Morris...born in Nampa, Idaho...attended Nampa High School...lettered in track, basketball and football...earned All-State honors as junior and senior...honorable mention USA Today All-American as senior...is an Eagle Scout...regular speaker to youth groups and schools around the Utah County area...Morris and his wife, Tracie, reside in Indianapolis, Ind.

CAREER STATISTICS

YEAR	ST/PL	SOLO	AST	TOT	SKS	PD	FF	FR	INTS	YDS	AVG	LG	TD
2000	0/ 7	8	3	11	0.0	0	0	0	0	0	0.0	0	0
2001	14/14	79	49	128	1.0	2	0	0	0	0	0.0	0	0
TOTAL	14/21	87	52	139	1.0	2	0	0	0	0	0.0	0	0



ROB MURPHY

Offensive Guard

6-5 310

Ohio State

2nd Year With Colts, 1st in NFL

Free Agent-2002

Born: January 18, 1977



PRO: Signed as free agent on January 8, 2002...originally signed as FA by Cincinnati on July 9, 1999...waived on August 30, 1999...signed as FA by Kansas City on January 11, 2000...waived on September 18, 2000...signed as FA with Colts on April 23, 2001...waived on September 3, 2001...signed to practice squad on September 4, 2001...waived on January 4, 2002.

2001: Spent time on the club's practice squad...played with Chicago Enforcers of XFL.

CAREER NOTES: 2000: Spent training camp with Kansas City Chiefs...allocated by Chiefs to Frankfurt Galaxy of NFL Europe...started every game at LG, helping Frankfurt post league-high 203 first downs. **1999:** Spent training camp with Cincinnati.

COLLEGE: Three-year starter...left school following junior season...played in 12 games as **junior**...part of OL that helped club average 199 rushing yards per game...ranked second in Big Ten and third nationally in rushing yards per game...offense averaged 305 passing yards per game, second in Big Ten...was Associated Press, Football News All-America first-team...was All-Big Ten first-team...first offensive guard in school history to earn All-America honors since Jim Lachey in 1984...was school's first two-time All-American honoree...started all 11 games as **sophomore**...was Football News All-America first-team...started alongside St. Louis Rams OT-Orlando Pace as redshirt **freshman**...named to Football News Freshman All-America Team.

PERSONAL: Full name is Robert Donald Murphy...born in Buffalo, N.Y....attended Moeller High School (Cincinnati, Oh.)...lettered in football, hockey and wrestling...single...resides in Cincinnati, Ohio.



CHUKIE NWOKORIE

Defensive End

6-3 284

Purdue

4th Year With Colts

Free Agent-1999

Born: July 10, 1975



GAMES STARTED/PLAYED: (1999, 0/1); (2000, 0/2); (2001, 5/16) Total 5/19

PRO: Signed as FA on April 22, 1999.

2001: Emerged as one of team's top surprise stories of season at LDE...active athletic player who played in 16 games, starting five...started 10/25 at Kansas City, 12/10 at Miami, 12/16 vs. Atlanta, 12/23 vs. NYJ and 12/30 at St. Louis... had 71 tackles, 40 solo, 5.0 sacks (19.5 yards), 23 QB hits, one forced fumble, three batted passes, three fumble recoveries (one returned for a touchdown) and one fumble forced...was second on team in QB hits and third in sacks...clinched season-opening victory at NYJ 9/9 with 95t fourth-quarter fumble return, the longest in club history...also had four tackles and one QB hit at NYJ...totaled four tackles and two QB hits vs. Buffalo 9/23...totaled two tackles, one sack (13 yards), one fumble recovery and two QB hits vs. Oakland 10/14...made first career start with two tackles and season-high eight QB hits at Kansas City...totaled four tackles, one sack and five QB hits at Buffalo 11/4...had first career 10-tackle game at New Orleans 11/25, with 10 tackles, one sack (2 yards) and one QB hit...totaled two tackles, one sack, one batted pass and one QB hit vs. San Francisco 11/25...totaled one fumble recovered, one QB hit and one batted pass at Baltimore 12/2...totaled five tackles and 0.5 sack (9 yards) vs. Atlanta 12/16...had eight tackles, 0.5 sack (0 yards) and one forced fumble at St. Louis 12/30...had at least four tackles in nine games.

CAREER NOTES: 2000: Played in two games on special teams...DNP at Kansas City 9/3...saw action vs. Oakland 9/10 and at Buffalo 10/1...was inactive games 3, 5-7 and 16. **POST-SEASON:** Was inactive at Miami 12/30. **1999:** Was inactive for games 1-7, 9-16...saw action on special teams 11/7 vs. Kansas City. **POST-SEASON:** Inactive 1/16 vs. Tennessee.

COLLEGE: Four-year letterman...ranked ninth on school's career sacks list with 8.5...played in 11 games with one start as **senior**...totaled 21 tackles, including six tackles for losses...had three sacks, FF and FR...recorded FR and two tackles for losses vs. Illinois...registered FF vs. Kansas State in Alamo Bowl...started six of 12 games as **junior**...suffered ankle injury in seventh game of season...totaled 55 tackles, including 14 tackles for losses (75 yards)...had two FF...recorded career-best nine tackles vs. Notre Dame and Ball State...saw action in 11 games as **sophomore**...registered seven tackles and two tackles for losses...collected two FR...had reserve role in 11 games as **freshman**...totaled five tackles, four solo, two sacks, two passes defended and one FF...holds degree in organizational leadership and supervision.

PERSONAL: Full name is Chijioke Obinna Nwokorie...born in Tuskegee, Ala....attended Jefferson High School (West Lafayette)... played only two years of football...had 78 tackles, three sacks and interception (27t) as senior...also handled kickoff and punting duties...lettered in wrestling...spent nine years of childhood in Nigeria...visited Elder Watson Diggs elementary school as part of the NFL's United Way Hometown Huddle in December 2000...works with NCAA "Stay Inbounds" program helping youth learn value of classroom and listening to parents...through NCAA works in seven-state effort to create mentee-mentor relationships with eighth/ninth-grade basketball players to help prospects stay away from influences that could jeopardize collegiate attendance...has worked for two years as volunteer assistant football coach at Arlington and North Central High Schools in Indianapolis...donates tickets to home games to youth groups and is affiliated with the Wheeler Mission for the less fortunate....single...resides in Indianapolis, Ind.

CAREER STATISTICS

YEAR	ST/PL	SOLO	AST	TOT	SKS	PD	FF	FR	INTS	YDS	AVG	LG	TD
1999	0/ 1	0	0	0	0.0	0	0	0	0	0	0.0	0	0
2000	0/ 2	0	0	0	0.0	0	0	0	0	0	0.0	0	0
2001	5/16	40	31	71	5.0	0	1	3	0	0	0.0	0	1
TOTAL	5/19	40	31	71	5.0	0	1	3	0	0	0.0	0	1



HANS OLSEN
Offensive Guard
 6-4 298
 Brigham Young
 2nd Year With Colts
 Free Agent-2001
 Born: July 31, 1977



GAMES STARTED/PLAYED: (2001, 0/2) Total 0/2

PRO: Signed as FA on April 26, 2001...was waived on September 2, 2001...signed to practice squad on September 4, 2001...signed to active roster on November 29, 2001.

2001: Played in final two games at DT as a rookie...was on roster final six weeks of season...spent time on Colts practice squad after being in training camp with club...recorded one tackle...was inactive for first four games...played as reserve and had one assisted tackle at St. Louis 12/30...played as reserve against Denver 1/6.

COLLEGE: Versatile DE who saw action at both DT and DE during career...started 26 of 41 games...collected 89 tackles, 44 solo, five QB sacks and 23 tackles for loss...started 12 games at RT as **senior**...totaled career-high 45 tackles, 18 solo, along with two sacks and 14 tackles for loss...added five FR, three QB pressures and one pass defended...posted five tackles, one FR and two QB pressures vs. Nevada-Las Vegas...had four tackles, one sack, two

FR and two tackles for loss vs. San Diego State...had seven tackles and one FR vs. Wyoming...registered career-high 10 tackles, six tackles for loss, and one blocked punt vs. Colorado State...was all-Mountain West Conference first-team...started 11 games at RT as **junior**...posted 33 tackles, 19 solo, three sacks and six tackles for loss...had two FF, one FR and six QB pressures...tallied seven tackles, one FF and two QB pressures vs. Utah...notched season-high eight tackles vs. California...played in 14 games with three starts as **sophomore**...totaled eight tackles one FR, three passes defended, three QB pressures and three tackles for loss...saw limited action in four games as **freshman**...finished with three tackles, one solo...redshirted as freshman...majored in elementary education.

PERSONAL: Full name is Hans Christian Olsen...born in Caldwell, Idaho...attended Weiser High School...earned all-state honors as OL and DL as senior...named Idaho Player-of-the-Year in 1995...is nephew of Hall of Fame lineman Merlin Olsen (Utah State, L.A. Rams) and Phil Olsen (Utah State, L.A. Rams) and son of Fawn and Clark Olsen... Olsen and his wife, Amanda, reside in Weiser, Idaho.



WES OURS
Running Back
 6-0 288
 West Virginia
 2nd Year With Colts
 Waivers (Tennessee)-2001
 Born: December 30, 1977



GAMES STARTED/PLAYED: (2001, 0/2) Total 0/2 Total With Colts 0/0

PRO: Signed as FA on April 26, 2001...waived on September 25, 2001 and claimed off waivers by Tennessee...waived by Tennessee on November 20, 2001...claimed off waivers by Colts on November 21, 2001.

2001: Was active with Colts 11/25 vs. San Francisco but did not play...was inactive for club during first two and final six games of season...appeared in two games as reserve for Tennessee (11/4 vs. Jacksonville and 11/12 vs. Baltimore)...was 1-3 receiving.

COLLEGE: Started 14 of 25 games...played DL, OG and FB in college...was biggest FB in college football as **senior** and was nicknamed, "Wes Express"...started 11 of 12 games at FB... totaled 28-77, 4 TDs rushing and 14-170 receiving...was 3-13 rushing and 2-24 receiving at Virginia Tech...had 39-yard reception vs. Maryland...tallied 11 run and 21 reception vs. Notre Dame...posted 51 run vs. Syracuse...totaled 3-24 receiving at Rutgers...tallied 40t reception and 11 run vs. Ole Miss in Music City Bowl...began season at DL before switching to OG as **junior**...started three games at LG...started three of 10 games at FB as **sophomore**...totaled 1-29 receiving and had one carry for no gain...started at Virginia Tech and had 29-yard reception...played in three games as **freshman**...redshirted as freshman...majored in physical education with an emphasis on athletic coaching.

PERSONAL: Full name is John Wesley Ours...born in Christian, Ky...attended Westmar High School (Lanaconing, Md.)...rushed for 1,423 yards and 26 TDs as senior...second-team all-state as junior...hails from military family...Ours and his wife, Alycia, reside with their son, Brady (2/6/00), in Rawlings, Md.





MIKE PETERSON

Linebacker

6-1 234

Florida

4th Year With Colts

Draft-2, 1999 (36th overall)

Born: June 17, 1976



GAMES STARTED/PLAYED: (1999, 13/16); (2000, 16/16); (2001, 9/9) **Total 38/41**

PRO: Pick was obtained from St. Louis in RB-Marshall Faulk trade.

2001: Athletic, dynamic player who blossomed into one of AFC's top young linebackers before mid-season knee injury (isolated second-degree PCL sprain) interrupted campaign...started nine games, including the first eight of the season, before knee injury 11/11 vs. Miami...was inactive 11/18 at New Orleans, 11/25 vs. San Francisco, 12/2 at Baltimore, 12/10 at Miami, 12/16 vs. Atlanta, 12/23 vs. NYJ and 1/6 vs. Denver...started at St. Louis 12/30...finished fifth on team in tackles...had three 10+ tackle games, bringing total career 10+ tackle games to 17...has had eight 10+ tackle games in last 18 outings...led team in tackles before injury...had 85 tackles, 51 solo, 1.5 sacks (8.5 yards), two interceptions, four passes defended, four QB hits, one fumble recovered...had team-high 12 tackles at NYJ 9/9...recorded team-high 16 tackles and 0.5 sack (1 yard) vs. Buffalo 9/23...totaled team-high nine tackles, two QB hits and one pass defended vs. Oakland 10/14...totaled team-high 12 tackles, one QB hit and one interception (13 yards) at Kansas City 10/25...had nine tackles, one sack (8 yards), one QB hit, two passes defended and one fumble recovered at Buffalo 11/4.

CAREER NOTES: 2000: Started all 16 games at RLB...led team with career-high 160 tackles, 95 solo...added six QB hits, two ints., three passes defended and three special teams tackles...recorded double-digit tackles in eight games tallied career-high 16 tackles at Buffalo 10/1...had team-high 10 tackles at Kansas City 9/3...recorded first career int. vs. Jacksonville 9/25, along with six tackles...totaled eight tackles at Seattle 10/15...posted team-high 15 tackles and one QB hit vs. New England 10/22...compiled 10 tackles and one QB hit vs. Detroit...had 10 tackles vs. NYJ 11/12...recorded 14 tackles and two QB hits at Green Bay 11/19...posted 13 tackles and two special teams tackles vs. Miami 11/26...recorded fourth consecutive double-digit tackle outing with 15 tackles at NYJ 12/3...tallied nine tackles and one QB hit at Miami 12/17...recorded one int. along with seven tackles vs. Minnesota 12/24. **POST-SEASON:** Started at RLB and tallied 14 tackles and two passes defended at Miami 12/30. **1999:** Started final 13 games...saw action on special teams in games 1-3...ranked second on team with 110 tackles, 68 solo...was T4th in sacks with 3.0 for 23 yards...added seven QB hits, one pass defended, one FR and 15 special teams tackles...earned first career start 10/10 vs. Miami at RLB and recorded 11 tackles...posted 10 tackles, two QB hits and two special teams tackles 10/17 at NYJ...picked up first career sack 10/24 vs. Cincinnati and added seven tackles...had season-high 14 tackles 11/7 vs. Kansas City...posted five tackles and one pass defended 11/14 at NYG...had team-high 10 tackles and one sack 11/28 vs. NYJ...recorded 10 tackles, one FR and one pass defended 12/5 at Miami...totaled six tackles, one sack and three QB hits 12/12 vs. New England...had eight tackles and one QB hit 12/19 vs. Washington...had game-high 12 tackles vs. Buffalo 1/2. **POST-SEASON:** Started at RLB 1/16 vs. Tennessee and totaled 10 tackles.

HONORS: 1999: Pro Football Weekly, Football News, Football Digest, NFL All-Rookie Team.

COLLEGE: Started 24 of 42 games...helped team to four consecutive bowl games, including 1999 Orange Bowl...career totals included 249 tackles, 141 solo, three FF, 13 tackles for losses (32 yards) and 8.5 sacks (63 yards)...started all 11 games as **senior** at weakside outside linebacker...led team with 127 tackles, 73 solo...registered five sacks (33 yards) and seven tackles for losses (13 yards)...had FF and two passes defended...posted at least 10 tackles in eight games...recorded 15 tackles with two tackles for losses vs. Auburn...totaled 15 tackles, one sack and two tackles for losses vs. Vanderbilt...was The Sports Network All-America third-team and The Sports Network All-SEC first-team...played in 10 games with eight starts as **junior**...recorded 44 tackles, 26 solo, with two sacks and three tackles for losses...collected seven tackles, two sacks and FF vs. Auburn...play earned him SEC Defensive Player-of-the-Week honors...was AP All-SEC first-team...started five of 10 games as **sophomore**...suffered knee injury in preseason camp and missed first two games...totaled 49 tackles, 28 solo, and three tackles for losses...posted season-high 10 tackles vs. Georgia...had seven tackles and blocked punt return for TD vs. South Carolina...played in 11 of 12 games as **freshman**...had 29 tackles with one FR, one FF and two blocked field goals...posted 19 special teams tackles...had seven tackles and FF in first career game vs. Kentucky...was Knoxville News-Sentinel All-SEC Freshman Team...majored in sociology.

PERSONAL: Full name is Porter Michael Peterson...born in Gainesville, Fla...attended Santa Fe High School...two-time all-state selection and Blue Chip's Illustrated All-Southeast Regional Team as defensive back...was 132-664, 13 TDs rushing/63-106-754 passing as QB...brother, Adrian, played RB at Georgia Southern, where he received the Walter Payton Award in 1999...Adrian was drafted by Chicago Bears in 2002...cousins, Johnell (1979-82) and Vernell (1982-85), played football at Florida...cousin, Freddie Solomon, played WR for Philadelphia Eagles (1996)...single...resides in Gainesville, Fla.

CAREER STATISTICS

YEAR	ST/PL	SOLO	AST	TOT	SKS	PD	FF	FR	INTS	YDS	AVG	LG	TD
1999	13/16	68	42	110	3.0	1	0	1	0	0	0.0	0	0
2000	16/16	95	65	160	0.0	3	0	0	2	8	4.0	5	0
2001	9/9	51	34	85	1.5	4	0	1	2	18	9.0	13	0
TOTAL	38/41	214	141	355	4.5	8	0	2	4	26	6.5	13	0



MARCUS POLLARD

Tight End

6-3 247

Bradley

8th Year With Colts

Free Agent-1995

Born: February 8, 1972



GAMES STARTED/PLAYED: (1995, 0/8); (1996, 4/16); (1997, 6/16); (1998, 11/16); (1999, 10/16); (2000, 14/16); (2001, 16/16) Total 61/104

PRO: Signed to active roster from practice squad on October 10, 1995...originally signed by Colts as FA on January 24, 1995...waived on August 22, 1995...signed by Colts to practice squad on August 28, 1995.

2001: Started 16 games for first time of career and has appeared in 102 consecutive games dating back to the 1995 season...was 47-739, 8 TDs receiving to produce top season of career...surpassed prior seasonal-bests in receptions (34, 1999), yards (439, 2000) and touchdowns (4, 1998-99)...15.7 average was career seasonal-best and ranked 1st among all NFL TEs with 40+ receptions...has receptions in 21 consecutive games...was 3-31, 1 TD (5t) vs. NYJ 9/9 and 1-8 vs. Buffalo 9/23...was 4-63, 1 TD (17t) at NE 9/20...was 5-53 vs. Oakland 10/14, 3-61 vs. New England 10/21, 1-6, 1 TD at Kansas City 10/25, 4-40, 1 TD (15t) at Buffalo 11/4 and 3-29 vs. Miami 11/11...was 3-126, 1 TD at New Orleans 11/18, including career-long 86t snare, the 5th-longest TD pass play in club history and the 2nd-longest ever by a Colts TE (89t, John Mackey at Rams 10/30/66)...was 4-80, 1 TD (40t) at Baltimore 12/2, 5-101, 1 TD (1t) vs. Atlanta 12/16 and 3-50, 1 TD (28t) vs. NYJ 12/23...produced some of the best seasonal totals in club history by a TE (Receptions: 55, Mackey, 1967; 50, Mackey, 1966; 47, Ken Dilger, 2000; Yards: 829, Mackey, 1966; 814, Mackey, 1965; Touchdowns: 9, Mackey, 1966; 8, Jim Mutscheller, 1957 and 1959)...has 19 TD receptions from QB-Peyton Manning, the 2nd-most TD hook-ups from Manning to one receiver...holds 26.5-yard average over 11 TD receptions from 2000-01 (11-292)...had 2 100+ games in 2001, one shy of the club seasonal record held by Mutscheller (3, 1956), while tying Mackey (2, 1966, 68) and Raymond Chester (2, 1977) for 2nd-best seasonal total in club history.

CAREER NOTES: 2000: Started 14 games at HB...totaled 30-439, 3 TDs receiving...added one special teams tackle...tallied season-high 5-74, 1 TD at Miami 12/17, including 50t reception...was 2-17, 1 TD vs. Oakland 9/10...posted 2-19 vs. Jacksonville 9/25 and 3-25 at Buffalo 10/1...tallied 3-74, 1 TD with a 31t reception vs. Detroit 10/29...recorded 3-42 and added a two-point conversion at Chicago 11/5...was 3-65 vs. NYJ 11/12 and 2-30 vs. Miami 11/26. **POST-SEASON:** Started at HB at Miami 12/30 and was 1-13 receiving...added two special teams tackles. **1999:** Started 10 games at HB...totaled 34-374, 4 TDs receiving...added 11 special teams tackles, seven solo...was 4-44 at New England 9/19...recorded 4-64 with career-high two TDs 10/10 vs. Miami...had three special teams tackles 10/24 vs. Cincinnati...was 2-30 vs. Kansas City 11/7...recorded 2-12, 1 TD and one solo special teams tackle 11/28 vs. NYJ...posted 3-32, 1 TD 12/12 vs. New England...was 3-50 vs. Washington 12/19. **POST-SEASON:** Started at HB vs. Tennessee 1/16 and totaled 1-10. **1998:** Started games 2-4 and 9-16 as H-Back...was 24-309, 4 TDs receiving...had 10 special teams tackles...was 6-53 receiving 9/13 at New England for career-best receptions outing...was 3-53 with 32-yard grab 9/6 vs. Miami...was 5-40 with 15t vs. New England 11/1...posted 2-65 with 44t vs. Carolina 12/27...had 14t grab with 0:24 remaining for 24-23 win 11/15 vs. NYJ...had 1t reception 12/20 at Seattle. **1997:** Ranked 3rd on club in special teams tackles with 13, nine solo...earned starts in two-TE alignment in games 1-3 and 10/26 at San Diego...earned start in place of injured TE-Ken Dilger 10/5 vs. NYJ and 10/12 at Pittsburgh...posted 10-116 receiving...was 3-55 with season-long 28-yarder at Pittsburgh...was 3-31 vs. NYJ. **1996:** Earned starts 11/3 vs. San Diego, 11/10 at Miami, 11/17 vs. NYJ and 12/5 vs. Philadelphia when club opened in 2-TE alignment...ranked 3rd on team in special teams tackles with 14, 11 solo...was 6-86, 1 TD receiving...had 48t from QB-Jim Harbaugh for first career reception 9/15 at Dallas...earned first career start 11/3 vs. San Diego...was 2-19 receiving vs. Buffalo 12/1.

POST-SEASON: Had one solo special teams tackle 12/29 at Pittsburgh. **1995:** Was inactive for games 8-10...saw action in games 6-7 and 11-16...saw primary action on special teams, totaling six tackles, four solo. **POST-SEASON:** Saw reserve action at Kansas City 1/7/96 and at Pittsburgh 1/14/96...totalled one assisted special teams tackle at Pittsburgh.

COLLEGE: Did not play college football...two-year starter at power forward in basketball...career totals included 58 games, 49 starts, 424 points (7.3 avg.) and 289 rebounds (5.0 avg.)...saw action in 31 games with 27 starts as **senior**...totalled 211 points (6.8 avg.) and 147 rebounds (4.7 avg.)...saw action in 27 games with 22 starts as **junior**...posted 213 points (7.9 avg.) and 142 rebounds (5.3 avg.)...transferred to Bradley after starting two years at Seward County Community College (Liberal, Kan.)...averaged 15 ppg. and 9.5 rpg. as **sophomore**...criminal justice major.

PERSONAL: Full name is Marcus Lajuan Pollard...born in Valley, Ala....attended Valley High School...participated in the third-annual Reggie Bowl to benefit the Reggie Miller Foundation...instructor for Colts 101 and 201, an annual women's football clinic...Pollard and his wife, Amani, reside with their son, Myles Ashton (2/3/02), in Indianapolis, Ind.

CAREER STATISTICS

Year	ST/ PL	RECEIVING					TD	CAREER BEST RECEIVING
		No.	Yds.	Avg.	LG	TD		
1995	0/ 8	0	0	0.0	0	0	Number: 6 at New England 9/13/98	
1996	4/16	6	86	14.3	48t	1	Yards: 126 at New Orleans 11/18/01	
1997	6/16	10	116	11.6	28	0	Longest: 86t at New Orleans 11/18/01	
1998	11/16	24	309	12.9	44t	4	TDs: 2 vs. Miami 10/10/99	
1999	10/16	34	374	11.0	33	4		
2000	14/16	30	439	14.6	50t	3		
2001	16/16	47	739	15.7	86t	8		
TOTAL	61/104	151	2063	13.7	86t	20		



JIM PYNE
Center/Guard
 6-2 297
 Virginia Tech
 1st Year With Colts, 9th in NFL
 UFA (Philadelphia)-2002
 Born: November 23, 1971



GAMES STARTED/PLAYED: (1994, 0/0); (1995, 13/15); (1996, 11/12); (1997, 14/15); (1998, 16/16); (1999, 16/16); (2000, 2/2); (2001, 1/5) Total 73/81

PRO: Joined Colts as UFA from Philadelphia on April 26, 2002...originally was D7-94 choice by Tampa Bay, the 200th selection overall...signed as UFA with Detroit on February 6, 1998...selected as number one pick by Cleveland in the expansion draft on February 9, 1999...terminated on August 22, 2001...signed with Philadelphia on August 31, 2001...contract expired following 2001 season.

2001: Started one of five games with Philadelphia as club won division and advanced to NFC Championship Game...started 1/6 at Tampa Bay...appeared 9/23 at Seattle, 9/30 vs. Dallas, 11/11 vs. Minnesota and 11/18 at Dallas...was active but did not play in other games...action in early season came on special teams...was one of four centers from Virginia Tech in NFL, the most by any college (Bill Conatay, Buffalo; Todd Washington, Tampa Bay; Matt Lehr, Dallas).

CAREER NOTES: 2000: Started first two games at LG before season-ending knee injury...starts came 9/3 vs. Jacksonville and 9/10 at Cincinnati...injury snapped streak as only Browns player to take each offensive snap since start of 1999 season...was placed on injured reserve 9/12. **1999:** Started 16 games at LG and was only lineman to take each snap...voted captain by teammates. **1998:** Started 16 games at C for Detroit...missed only 23 snaps during entire season and all came 9/28 vs. Tampa Bay...was member of line that helped RB-Barry Sanders rush for

1,491 yards. **1997:** Started first 13 games at LG...helped lead club to 10-6 record and playoff berth...suffered groin injury at NYG 11/30 and missed contest vs. Green Bay 12/7...started 12/14 at NYJ, but played only on placements vs. Chicago 12/21...started 12/28 vs. Detroit in playoffs, but injured knee...was inactive 1/4/98 at Green Bay. **1996:** Started 11 of 12 games...started first four games, but missed 9/29 vs. Detroit with neck burner...ankle injury 10/20 vs. Arizona forced him to part or all of next three games...had broken leg at Minnesota 12/15 and was placed on injured reserve 12/17. **1995:** Started 13 of 15 games...became starter 9/24 vs. Washington and opened rest of season...served on line that helped RB-Erict Rhett become only the second 1,000+ Tampa Bay rusher. **1994:** Did not see action as rookie...was inactive for first 12 games...was active but did not play in final four outings.

COLLEGE: Four-year starter at C who did not allow a sack or QB pressure in 2,194 career plays from scrimmage...joined Bruce Smith and Carroll Dale as only Hokies with jerseys retired (Pyne, #73)...was semi-finalist for Lombardi Award and Outland Trophy as **senior**...led team with 70 knockdown blocks as team averaged 444.1 yards per game...was Academic All-Big East and All-America...was first-team All-America and All-Big East...was first unanimous All-America choice in school history...started every game as **junior** and was named first-team All-Big East by PFW...played in 736 of possible 770 snaps as **sophomore** while starting all games...tabbed to Football News Sophomore All-America team...moved into starting role for second game as **freshman**.

PERSONAL: Full name is James M. Pyne...born in Milford, Mass....attended Milford High School and Choate Prep School...lettered in football, basketball and track...was two-time all-state pick at Milford...broke school bench press mark of 410 pounds set by Howie Long...was Central New England Player-of-the-Year as senior with 147 tackles, 23 sacks and four interceptions...active with Make-A-Wish and was named organization's 2000 Volunteer-of-the-Year...was 1999 recipient of the Doug Dieken Humanitarian Award by Cleveland Touchdown Club, Browns Backers 'Doug Dieken Lineman-of-the-Year' trophy by Downtown Athletic Club and Cleveland Browns Man-of-the-Year...hosted one television and two radio shows in Cleveland...is part of only three-generation AFL/NFL family in history (father, George III, played for Boston Patriots in 1965; grandfather, George II, played for Providence Steam Rollers in 1931-32)...brothers, Dave and George, had free agents stints with New York Giants...brother, George, is VP/Marketing and Licensing for NASCAR and was cited at 67th in The Sporting News' 'Top 100 Most Influential People in Sports' for 2001...Pyne and his wife, Crista, reside in Redington Beach, Fla.



DOMINIC RHODES

Running Back

5-9 203

Midwestern State University

2nd Year With Colts

Free Agent-2001

Born: January 17, 1979



GAMES STARTED/PLAYED: (2001, 10/15) Total 10/15

PRO: Signed as FA on April 26, 2001

2001: Started final 10 games of season as replacement for injured RB-Edgerrin James...was 233-1,104, 9 TDs rushing, 34-224 receiving (1,328 scrimmage yards), 14-25.4, 1 TD KOR...rushing yards marked the most ever by an undrafted rookie free agent in NFL history and was one of only three such undrafted rookies ever to top 500 rushing yards (809, Fred Lane, Carolina, 1997; 724, Clark Gaines, NYJ, 1976; the AFL mark was 855, Paul Lowe, San Diego, 1960)...became only the 3rd Colts rookie rusher with a 1,000+ season (1,553, James, 1999; 1,282, RB-Marshall Faulk, 1994)...ranked 3rd among NFL rookie rushers (1,236, LaDainian Tomlinson, San Diego; 1,183, Anthony Thomas, Chicago)...had solid effort 10/25 at Kansas City with 4-87, 1 TD rushing (77) and 3-36.7, 1 TD KOR (88)...the 77 rush was the 4th-longest in club history and the 3rd-longest by a Colts rookie...became the only player in Colts history with 70+yard and 80+yard TDs of any kind in the same game...started 11/4 at Buffalo and was 34-100 rushing/4-45 receiving to become only the 5th Colts player with a 100+ rushing performance in 1st career start (RBs-Alan Ameche, 1955; Randy McMillan 1981; Faulk, 1994; James, 1999)...was 14-42 rushing vs. Miami 11/11, missing part of game with shoulder injury...was 18-67, 1 TD rushing at New Orleans 11/18...was 27-104, 2 TDs rushing/6-43 receiving vs. San Francisco 11/25...was 16-42 rushing/6-25 receiving at Baltimore 12/2 and 17-79 rushing/4-19 receiving at Miami 12/10...was 29-177, 2 TDs vs. Atlanta 12/16 and 17-126, 1 TD vs. NYJ 12/23...177 yards vs. Atlanta tied the 8th-highest rushing day in club history and 3rd-highest by a rookie (194, Ameche; 185, Moore)...29 attempts vs. Atlanta marked then the 2nd-highest rookie total in club history (32, James at New England 9/19/99), but he surpassed it with 31-141 vs. Denver 1/6...five 100+ rushing games ranked 2nd behind James' 10 in 1999 for Colts rookie record...was 20-83, 1 TD at St. Louis 12/30...produced one of the club's

finest rookie seasons for touchdowns (13, James, 1999; 11, RB-Curtis Dickey, 1980; 11, Faulk, 1994)...became the 7th Colts rookie with 1,000+ scrimmage yards (2,139, James, 1999; 1,804, Faulk, 1994; 1,136, WR-Bill Brooks, 1986; 1,102, Ameche, 1955; 1,063, McMillan, 1981; 1,004, Dickey, 1980)...267 "touches" ranked 3rd in Colts rookie history (431, James; 366, Faulk; 240)...had receptions in eleven outings, including in nine of 10 starts and in the last eight consecutive games...six receptions vs. San Francisco and at Baltimore were top reception games...45 reception yards at Buffalo marked seasonal-high.

HONORS: NFL Offensive Rookie-of-the-Month (December).

COLLEGE: Two-year standout for Midwestern State University...recorded 13+ 100 games in 22 outings ...set school record with 493-2,541, 29 TDs rushing, 27-263, 1 TD receiving and 174 points... totaled 15-25.4 KOR and 26-10.3, 1 TD PR...started 11 games at RB as **senior**...totaled 229-1,387, 17 TDs rushing and 16-248 receiving...added 8-26.3 KOR and 15-12.8 PR...ranked first in school's seasonal rushing yards and touchdown marks...scored 108 points...ranked third in NCAA Division II with 185.18 all-purpose yards per game...was 25-145, 4 TDs rushing/2-45 receiving and 4-8.3 PR vs. Eastern Mexico...posted 21-182, 1 TD rushing vs. Central Oklahoma...80t rush tied school record...tallied 10-192, 4 TDs vs. Oklahoma Panhandle State...was 29-163, 2 TDs vs. Northeastern State...ended career with 34-180, 1 TD (52t) vs. Southwestern Oklahoma...was Sports X-Change Little All-America first-team, All-West Region first-team and All-Lone Star Conference first-team...started all 11 games as **junior**...was 264-1,154, 10 TDs rushing, 11-15 receiving, 7-24.4 KOR and 11-7.0 PR...became only third 1,000+ seasonal rusher in school history...was 35-178, 1 TD vs. Harding...had 51t and 46t runs vs. Central Oklahoma...totaled 30-174, 1 TD (68t) vs. Abilene Christian...posted 23-134, 2 TDs vs. West Texas A&M...was 18-105, 1 TD vs. Tarleton State and 24-110, 1 TD vs. Eastern New Mexico...was All-Lone Star Conference first-team... majored in criminal justice. **Junior College:** Two-year standout at Tyler Junior College...earned All-America honors...twice named all-conference.

PERSONAL: Full name is Dominic Dondrell Rhodes...born in Waco, Tex...attended Abilene Cooper High School... totaled 2,193 rushing yards and 35 TDs as senior...also lettered in track...served as training camp operations intern at Midwestern State for Dallas Cowboys in 2000...was responsible for running errands for players...single...resides in Abilene, Tex.

CAREER STATISTICS

Year	RUSHING						RECEIVING				
	ST/PL	No.	Yds.	Avg.	LG	TD	No.	Yds.	Avg.	LG	TD
2001	10/15	233	1104	4.7	77t	9	34	224	6.6	19	0
TOTAL	10/15	233	1104	4.7	77t	9	34	224	6.6	19	0

CAREER BEST

RUSHING
Number: 34 at Buffalo 11/4/01
Yards: 177 vs. Atlanta 12/16/01
Longest: 77t at Kansas City 10/25/01
TDs: 2 vs. San Francisco 11/25/01 vs. Atlanta 12/16/01

RECEIVING
Number: 6 vs. San Francisco 11/25/01 at Baltimore 12/2/01
Yards: 45 at Buffalo 11/4/01
Longest: 19 vs. Denver 1/6/02



JEFF SATURDAY

Center
6-2 291
North Carolina
4th Year With Colts
Free Agent-1999
Born: June 8, 1975



GAMES STARTED/PLAYED: (1999, 2/11); (2000, 16/16); (2001, 16/16) **Total 34/43**

PRO: Signed as FA on January 7, 1999...originally signed as FA with Baltimore on April 27, 1998...waived on June 12, 1998.

2001: Started 16 games at C, opening every game at that position for the second consecutive season...has played in 42 consecutive games, 34 as a starter...joined LT-Tarik Glenn as the only linemen to open every game...ranks as one of the most underrated players at his position in the NFL...the offensive line has allowed QB-Peyton Manning to be sacked only 64 times in the last 48 games, the lowest total in the NFL...RB-Edgerrin James won 2 consecutive NFL rushing titles and has produced 24 100+ rushing games in 38 career outings, while FA RB-Dominic Rhodes was 233-1,104, 9 TDs rushing/34-224 receiving, 1,328 scrimmage yards in 2001, producing the best season ever by an undrafted free agent RB in NFL history...the line helped the Colts produce 10 individual 100+ rushing performances (5, James; 5, Rhodes) in 2001, the most by any NFL team...the 10 individual 100+ games tied the club seasonal-best of 10 in 1999, while the club did it 9 times in 2000...since 1999, the club's offensive line has helped Manning produce the 3 highest seasonal yardage passing totals in franchise history (4,413, 2000; 4,135, 1999; 4,131, 2001), while becoming only the 3rd QB in NFL history to post 3 consecutive 4,000+ seasons...the line helped James win two rushing titles (1,553; 1999; 1,709, 2000) and Rhodes (1,104) to become the most productive NFL rookie undrafted FA...last year marked the 5th straight season the club has had a 1,000+ rusher, while the team has had 29 100+ individual rushing performances in the past 48 games...the line helped WR-Marvin Harrison (115-1,663, 1999; 102-1,413, 2000; 109-1,524, 2001) produce the 3 finest reception and yardage seasons in club history, while allowing him to join WRs-Jerry Rice and Herman Moore as the only NFL players with 3 consecutive 100+ reception seasons...the Colts have surrendered 64 sacks from 1999 to the present and 86 from 1998 to the present, both the lowest totals in the NFL during those spans.

CAREER NOTES: 2000: Started 16 games at C in first season as full-time starter... played vital role in club allowing only 20 sacks, tied with NY Jets for lowest in NFL...the NFL avg. was 39.6...20 sacks allowed are the third-best mark in franchise history (14, 1999; 19, 1969)... Colts allowed 20 sacks in 591 dropbacks (one for every 29.6 attempts), the second-best mark in franchise history (one for every 40 attempts, 1999)...the line paved the way for RB-Edgerrin James to win his second consecutive NFL rushing title...James posted nine 100+ games, including a franchise-record 219 yards at Seattle 10/15...the line helped James (2,303, 2000; 2,139, 1999) to produce consecutive 2,000+ yards from scrimmage seasons. **POSTSEASON:** Started at C at Miami 12/30. **1999:** Started 2 of 11 games at LG...DNP 9/12 vs. Buffalo, 9/19 at New England, 9/26 at San Diego, 10/10 vs. Miami, and 10/24 vs. Cincinnati...started 11/21 at Philadelphia and 11/28 vs. NYJ for injured Steve McKinney...split time with OG-Waverly Jackson in games 13-16 and playoff game 1/16 vs. Tennessee...helped team total 200 rushing yards and 255 passing yards at Philadelphia, including 12-152, 2 TDs rushing by RB-Edgerrin James. **POSTSEASON:** Saw action as reserve RG vs. Tennessee 1/16.

COLLEGE: Three-year starter...started 37 consecutive games...named All-ACC first-team as senior...started 12 games, and helped team to 11-1 mark... helped team average 378.9 yards and 27.8 points per game...named Academic All-ACC...won award for Academics, Athletics and Leadership both his final two seasons...named All-ACC first-team as junior... led team to 10-2 mark...started 12 games at Center as sophomore...finished third in voting for All-ACC center...played in 12 games as freshman with three starts...holds degree in business.

PERSONAL: Full name is Jeffrey Bryant Saturday...born in Atlanta, Georgia...attended Shamrock High School...instructor for Colts 101 and 201, an annual women's football clinic...participated in the 2000 Avon High School football Lift-a-thon fund-raising event to raise money for the student-athletes at the school...works with Kids Voice...Saturday and his wife, Karen, reside with their son, Jeffrey Douglas (11/15/00), in Indianapolis, Ind.



CORY SAUTER

Quarterback

6-4 216

Minnesota

2nd Year With Colts, 3rd in NFL

Free Agent-2001

Born: November 21, 1974



GAMES STARTED/PLAYED: (1999, 0/0); (2000, 0/0); (2001, 0/0) **Total 0/0 Total With Colts 0/0**

PRO: Signed as free agent on November 23, 2001...originally signed as free agent by Arizona in April, 1998...waived by Arizona during training camp and was signed to Cardinals' practice squad during portion of the season...signed as free agent by Detroit on March 1, 1999.

2001: Spent final seven games of season on practice squad.

CAREER NOTES: 2000: Played in NFL Europe with Barcelona Dragons...spent season on Detroit active roster but did not see action...was active as second-string to QB-Charlie Batch at New Orleans 9/3, then was inactive third QB for remainder of season. **1999:** Won camp battle with QB-Ron Powlus for third QB role...was inactive third QB for 15 games...was active at 11/14 Arizona but did not play...was active for playoff game at Washington 1/8 but did not play. **1998:** Signed as undrafted free agent by Arizona... was released during training camp and spent portion of season on practice squad.

COLLEGE: Finished as school career leader with 539 completions for 6,834 yards and 40 touchdowns... was second all-time in school history with 6,608 yards total offense [QB-Rickey Foggie, 7,312]...was 126-234-1,576, 8 TDs as senior...had three rushing TDs on 129 attempts...was 23-35-368, 3 TDs and 19-57 rushing vs. Houston...was 16-25-267, 2 TDs against Indiana...was 200-352-2,578, 14 TDs as junior, earning All-Big 10 honorable mention honors...was recipient of the Butch Nash Award for competitiveness on the field and in the classroom...hit 23-35-397, 2 TDs vs. Ball State...was 26-40-319, 2 TDs vs. Purdue ...was 23-36-283 vs. Michigan and was 23-27-285, 2 TDs and had 11 game-winning rush with :46 left in 23-21 win against Illinois...started every game as **sophomore**, hitting 204-338-2,600, 18 TDs and ran for two TDs...was 29-50-303, 1 TD vs. Northwestern...was 24-37-404, 4 TDs vs. Michigan State...was 7-7-123 in 1st quarter against Ohio State before knee injury...was 20-36-355, 3 TDs vs. Wisconsin and 21-34-242, 2 TDs vs. Illinois...in first game as **freshman**, was 7-14-57 vs. Penn State...was four-time All-Big 10 academic team pick...holds degree in kinesiology.

PERSONAL: Full name is Cory Sauter...born in Hutchinson, Minn....attended Hutchinson High School ...hit 175-330-2,414, 24 TDs passing in final two seasons...added 868 rushing yards and 15 touchdowns...led squad to section 4-A title as senior...lettered three times in baseball...Sauter and his wife, Amy, reside in Hutchinson, Minn.



BRAD SCIOLI

Defensive End

6-3 280

Penn State

4th Year With Colts

Draft-5, 1999 (138th Overall)

Born: September 6, 1976



GAMES STARTED/PLAYED: (1999, 0/10); (2000, 2/16); (2001, 12/13) **Total 14/39**

PRO: Pick obtained from St. Louis for RB-Marshall Faulk.

2001: Started 12 of 13 games at LDE, with three games and a start missed because of a high-ankle sprain...was inactive 12/10 at Miami, 12/16 vs. Atlanta and 12/23 vs. NYJ and was reserve at St. Louis 12/30...developed as season continued into solid run defender and pass rusher...totaled 48 tackles, 25 solo, four sacks (39 yards), two QB hits, two forced fumbles, one fumble recovery and one pass defensed...registered seven tackles and one sack (9 yards) at New England 9/30...had pass deflection that led to an interception by DB-Chad Cota at Kansas City 10/25...had

three tackles, one sack (4 yards), one forced fumble, one QB hit and one blocked field goal at Buffalo 11/4...totaled four tackles, 1 sack (18 yards) and one batted pass vs. Miami 11/11...totaled seven tackles and one sack (8 yards) at New Orleans 11/18...started finale vs. Denver 1/6, making four tackles.

CAREER NOTES: 2000: Played in 16 games with two starts...recorded 16 tackles, eight solo, two sacks (seven yards) and five QB hits...added 12 special teams tackles, two solo...started at LDE in final two regular season games at Miami 12/17 and vs. Minnesota 12/24...posted five tackles and one QB hit at Miami...had two QB hits vs. Minnesota...totaled two tackles vs. Jacksonville 9/25...posted two special teams tackles at Buffalo 10/1, at New England 10/8 and vs. Detroit 10/29...recorded season-high four special teams tackles vs. NYJ 11/12...tallied season-high six tackles, two sacks and two QB hits vs. Buffalo 12/11...the two sacks marked the first of his career. **POST-SEASON:** Started at LDE at Miami 12/30 and totaled six tackles, two solo. **1999:** Saw action in 10 games, primarily on special teams...totaled four tackles, two solo, and two assisted special teams tackles...inactive games 3, 5-6, 12-13 and 15...had first career tackle 11/7 vs. Kansas City...had season-high two tackles 1/2 at Buffalo. **POST-SEASON:** Saw action on special teams 1/16 vs. Tennessee.

COLLEGE: Three-year starter...played both DL and TE...started 11 games at DE as **senior**...recorded 42 tackles, 31 solo, 10 sacks (89 yards) and 18 tackles for losses (108 yards)...had two FF and FR...registered two sacks, two FF and three tackles for losses vs. Ohio State...recorded two sacks vs. Purdue...closed career out with two sacks and six tackles vs. Kentucky in Outback Bowl...was AP All-Big Ten Conference first-team...played in 11 games with five starts at TE as **junior**...finished 9-171 receiving...was 3-53 receiving vs. Illinois...had career-long 47-yard reception vs. Purdue...granted medical redshirt in 1996...started 11 games at DT as **sophomore**...recorded 42 tackles, 25 solo, with three sacks and eight tackles for losses...had eight tackles and one sack vs. Michigan State...had three tackles, one sack and FF vs. Auburn in Outback Bowl...played in 12 games as **freshman**...saw action mostly at DE...collected 18 tackles, eight solo, with two sacks and four tackles for losses...had four tackles and 46-yard int. vs. Northwestern...holds degree in hotel, restaurant and institutional management.

PERSONAL: Full name is Brad Elliott Scioli...born in Bridgeport, Pa....attended Upper Merion High School...two-time All-Freedom League selection at LB and QB...threw for more than 1,000 yards in senior season...also four-year letterman in basketball...visited William Gambold Middle School as part of the NFL's United Way Hometown Huddle in December of 2000...single...resides in Norristown, Pa.

CAREER STATISTICS

YEAR	ST/PL	SOLO	AST	TOT	SKS	PD	FF	FR	INTS	YDS	AVG	LG	TD
1999	0/10	2	2	4	0.0	0	0	0	0	0	0.0	0	0
2000	2/16	8	8	16	2.0	0	0	0	0	0	0.0	0	0
2001	12/13	25	23	48	4.0	1	1	0	0	0	0.0	0	0
TOTAL	14/39	35	33	68	6.0	1	1	0	0	0	0.0	0	0



HUNTER SMITH

Punter

6-2 209

Noire Dame

4th Year With Colts

Draft-7a, 1999 (210th Overall)

Born: August 9, 1977



GAMES STARTED/PLAYED: (1999, 0/16); (2000, 0/16); (2001, 0/16) Total 0/48

2001: Ranked 3rd in AFC, 4th in NFL, with 68-44.5 punting...ranked behind Ps-Todd Sauerbrun (47.5, Carolina), Shane Lechler (46.2, Oakland) and Tom Rouen (45.3, Denver)...had 33.8 net average, along with 12 TB and 12 In20...was 3-50.3 at NYJ 9/9...did not attempt a punt vs. Buffalo 9/23...was 6-45.8 at New England 9/30, 6-44.7 vs. Oakland 10/14 and 5-47.8 at Kansas City 10/25...was 7-44.1 at Buffalo 11/4, 6-43.5 vs. Miami 11/11 and 3-52.7 at Miami 12/10...was 4-50.5 vs. Atlanta 12/16, 3-42.7 vs. NYJ 12/23, 5-43.0 at St.L. 12/30 and 3-48.3

vs. Denver 1/6...has six 50.0+ career games, ranking T2nd in Colts history (15, Rohn Stark; 6, David Lee)...has had 31 40.0+ career games (min. 3 punts), 4th in club history (143, Stark; 96, Lee; 46, Chris Gardocki)...191 career punts rank 5th in Colts history (985, Stark; 838, Lee; 277, Gardocki; 232, Tom Gilburg)...career average (44.0) ranks 2nd in club history (44.8, Gardocki).

CAREER NOTES: 2000: Totaled 65-2,906-44.7 avg., 9 TB/20 In20...improved in every statistical category from rookie season...ranked 5th in AFC and T5th in NFL with 44.7 avg....recorded three games with 50+ average and 12 games with 40+ average....totaled 4-226-56.5 avg. with long of 62 at Kansas City 9/3...recorded season-high 57.5 avg. on two punts vs. Oakland 9/10...named AFC Special Teams Player-of-the-Month for September, the first Colts special teams player to win the honor since K-Cary Blanchard (1996)...connected on punts of 64 yards at Buffalo 10/1, 61 yards at New England 10/8, 63 yards vs. Buffalo 12/11 and career-long 65 yards vs. Miami 11/26 and vs. Minnesota 12/24...had one solo special teams tackle vs. Detroit 10/29, chasing down Lions PR-Desmond Howard at the two-yard line to prevent a TD...rushed 11 yards for first down on fake field goal attempt vs. NYJ 11/12. **POST-SEASON:** Totaled 4-171-42.8 avg. with 1 TB and LG of 57 at Miami 12/30. **1999:** Totaled 58-2,467-42.5 avg., 8 TB/16 In20...posted 11 games with 40.0+ average...totaled 2-105-52.5 avg., 11/7 vs. Kansas City for best average...had season-long 61-yard punt 12/19 vs. Washington...recorded season-high three In20 at Philadelphia 11/21...had season-high 237 yards on five punts 12/12 vs. New England...had one solo special teams tackles 10/31 vs. Dallas. **POST-SEASON:** Recorded 7-340-48.6 avg. with 1 TB/1 In20 and long of 57 vs. Tennessee 1/16.

HONORS: 1999: Pro Football Weekly, College and Pro Newsweekly All-Rookie Team. **2000:** AFC Special Teams Player-of-the-Month (September).

COLLEGE: Played in all 45 career games...also handled kickoff and holding duties...ranked third on school's career-record list with 174 punts...41.2 career average was second-best in school history...originally recruited as QB...was 42-41.7 as **senior**...finished with 16 In20...had two punts downed In20 and finished with 44.0 avg. vs. Michigan...totaled 5-52.2, with career-long 79-yarder, vs. Arizona State...was longest punt for Irish in 63 years (third-longest ever)...was The Sports Network All-America Dream Team selection, (consists of nation's best prospect at every position)...was Football News All-Independent first-team...was 50-42.6 as **junior**...had career-best 17 In20 and season-long of 64 yards vs. Purdue...had season-high 60.0 avg. on two punts, earning AT&T Long Distance Award honors vs. Southern California...was 5-45.0 vs. LSU in Independence Bowl...named to Successful Farming Magazine All-America team...was Football News All-Independent first-team...was 44-43.3 as **sophomore**...registered 65-yarder vs. Air Force...totaled 5-46.4 vs. Ohio State with long of 57 yards...delivered 65-yarder vs. Boston College...look over punting duties as **freshman**...was 38-36.4 with nine In20...was 5-42.4 vs. Florida State in Orange Bowl...majored in sociology.

PERSONAL: Full name is Hunter Dwight Smith...born in Sherman, Texas...two-time All-State selection at Sherman High School as QB, RB, TE, K and P...was 65-130-975, 13 TDs passing/127-600-8 TDs rushing as senior...also lettered in track and basketball...traveled to Peru in February of 2001 with Morningstar International, a non-denominational ministry...the purpose of the trip was to improve the physical, mental and spiritual lives of impoverished people...instructor for the Colts 101 and 201, an annual women's football clinic...was the featured speaker at the 2000 Area Youth Ministries annual fall banquet...visited William Gambold Middle School as part of the NFL's United Way Hometown Huddle in 2000...conducts weekly high school Bible studies and is musician who leads worship services...single...resides in Indianapolis, Ind.

CAREER STATISTICS

Year	No.	Yds.	Avg.	TB	In20	LG	Blk.
1999	58	2467	42.5	8	16	61	2
2000	65	2906	44.7	9	20	65	0
2001	68	3023	44.5	12	12	65	0
TOTAL	191	8396	44.0	29	48	65	2



JUSTIN SNOW

Tight End

6-3 232

Baylor

3rd Year With Colts

Free Agent-2000

Born: December 21, 1976



GAMES STARTED/PLAYED: (2000, 0/16); (2001, 0/16) **Total 0/32**

PRO: Signed as FA on April 28, 2000.

2001: Saw action in 16 games as deep snapper...has appeared in all 32 career games with Colts...serves as snapper for all specialty units...totaled seven special teams tackles, three solo...had one special teams tackle in seven different contests.

CAREER NOTES: 2000: Played in all 16 games...saw action as special teamer and long-snapper...totaled 10 special teams tackles, six solo...had season-high three special teams tackles, one solo, vs. Minnesota 12/24. **POST-SEASON:** Saw action as long-snapper at Miami 12/30.

COLLEGE: Four-year letterman...career totals included 189 tackles, 117 solo, 15 tackles for loss and five sacks (25 yards)...played in 11 games with nine starts as **senior**...team's fifth-leading tackler with 66 tackles, 38 solo...led team with nine QB pressures and tied for team lead with nine tackles for loss...had season-high 11 tackles apiece vs. Colorado and Oklahoma State...recorded 10 tackles at Kansas State... posted eight tackles vs. Texas Tech...totaled five tackles, including two for loss vs. Texas Tech...started five of 11 games as **junior**...totaled 22 tackles, 16 solo, two tackles for loss and four QB pressures...had one sack vs. Texas A&M...had one FF and one FR vs. Oregon State...played in 11 games with four starts as **sophomore**...totaled 48 tackles, 34 solo, five tackles for loss, one pass defended and one FF...saw action in 11 games as backup DE as **freshman**...totaled 53 tackles, 29 solo...added two tackles for loss and one sack...holds bachelor's and master's degrees in speech pathology.

PERSONAL: Full name is Justin Snow...born in Ft. Worth, Tex....attended Abilene Cooper...totaled 70 tackles, 10 sacks, three FF and two FR as senior...AP, Texas Sports Writers Association All-State first-team...attended Special Olympics Banquet in Indianapolis in 2000 and spoke to group and handed out awards...single...resides in Abilene, Tex.



SHYRONE STITH

Running Back

5-8 205

Virginia Tech

2nd Year With Colts, 3rd in NFL

Free Agent-2001

Born: April 2, 1978



GAMES STARTED/PLAYED: (2000, 0/14); (2001, 0/0) **Total 0/14 Total With Colts 0/0**

PRO: Signed as FA on November 6, 2001...originally was D7-00 by Jacksonville, the 243rd pick overall...waived on September 3, 2001.

2001: Was inactive for final nine games of season.

CAREER NOTES: 2000: Played in 14 games as rookie for Jacksonville...led team with 33-785 KOR...23.8 KOR average ranked seventh in AFC...785 yards broke Reggie Barlow's club seasonal of 747 (1998), while 33 returns broke Willie Jackson's seasonal mark of 32 (1997)...rushed 20-55, 1 TD...ranked fourth on team with 14 special teams tackles...was 11-27, 1 TD rushing (3!) 12/3 vs. Cleveland...was 3-91 KOR, with seasonal-long 47-yarder, 10/1 vs. Pittsburgh...was 4-107 KOR at Tennessee 10/16...was inactive 11/12 vs. Seattle and 12/23 at NYG with knee injury...earned game balls for special teams efforts vs. Cleveland and vs. Arizona 12/10.

COLLEGE: Started 16 of 33 career games...was 448-2,292, 21 TDs rushing to rank ninth in school career rushing yardage...was 13-116 receiving and 29-23.1 KOR (23.1 avg.)...was consensus All-Big East Conference first-team selection as **junior** and became school's first player since Dwayne Thomas (1993) to top 1,000 seasonal rushing yards...was 226-1,119, 13 rushing...only Thomas (1,130, 1993) and Cyrus Lawrence (1,221, 1980; 1,403, 1981) ran for more seasonal yards...was 4-48 receiving and 15-25.8 KOR...scored at least one touchdown in eight consecutive games...had five 100+ rushing games...closed career playing for the national championship vs. Florida State in Sugar Bowl...was 11-68 rushing and 2-59 KOR...shared tailback duties as **sophomore** and finished second on team with 133-699, 3 TDs rushing...was 5-42 receiving and 14-20.1 KOR...had two 100+ rushing games...redshirted in 1997 due to team's depth at RB...started two of 11 games in 1996 as **freshman**...ranked second on team with 89-474, 5 TDs rushing and 4-26 receiving...became the first true freshman in school history to have 100+ rushing yards in opener with 21-119, 2 TDs...interdisciplinary studies major.

PERSONAL: Full name is Shyrone Orenthal Stith...born in Portsmouth, Virginia...attended Western Branch High in Chesapeake, Va....lettered four years at RB...in 25 career games, rushed for 2,234 yards and scored 39 touchdowns (both school records)...lettered three times as a sprinter in track...single... resides in Chesapeake, Va.



SAM SWORD
Linebacker
 6-1 244
 Michigan
 3rd Year With Colts, 4th in NFL
 Free Agent-2000
 Born: December 4, 1974



GAMES STARTED/PLAYED: (1999, 5/10); (2000, 0/3); (2001, 2/16) **Total 7/29 Total With Colts 2/19**

PRO: Signed as FA on October 25, 2000...originally was signed as FA by Oakland on April 15, 1999...waived on August 27, 2000.

2001: Played 16 games in second season with Colts, making two starts at MLB for injured Rob Morris and playing extensively on special teams all season...proved to be productive and reliable backup, totaling 10+ tackles in each of his two late-season starts...totaled 27 tackles, 15 solo, on defense and one sack (24 yards), two QB hits, three passes defended...recorded 22 special teams tackles, which tied for second on team...had five special teams tackles vs. Miami 11/11...collected team-high 11 tackles in first Colts start vs. Atlanta 12/16, along with one QB hit and one pass defended...had team-high four special teams tackles vs. NYJ 12/23...started 1/6 vs. Denver, recording 11 tackles, two passes defended and one sack (24 yards).

CAREER NOTES: 2000: Played in three games, primarily on special teams...totaled five special teams tackles, three solo...signed to active roster on October 25...was inactive games 8-11...DNP at NYJ 12/3...recorded season-high three special teams tackles, two solo, vs. Minnesota 12/24...had one solo special teams tackle apiece vs. Buffalo 12/11 and at Miami 12/17. **POST-SEASON:** Tallied one solo special teams tackle at Miami 12/30. **1999:** Played in 10 games with five starts for Oakland...totaled 21 tackles and one sack...earned first career start 11/14 vs. San Diego, totaling one tackle as MLB...totaled seven tackles and one sack (8 yards) 11/28 vs. Kansas City.

COLLEGE: Four-year letterman...started 39 career games...led team in tackles for three straight seasons (1996-98)...finished eighth all-time in career tackles with 377 (267 solo)...recorded double-digit tackle performances 20 times during career...led team with 124 tackles, 91 solo, as **senior**...named Most Valuable Player of Citrus Bowl...recipient of Roger Zatkoff Award as team's top linebacker for two straight years...was All-Big Ten second-team by coaches and media...was All-Big Ten first-team by media and second-team by coaches...member of 1997 Co-National Champions...started 12 games as **sophomore**...was All-Big 10 honorable-mention...led team with 109 tackles...played in 13 games as **freshman** with four starts...redshirted in 1994...holds degree in sports management and communications.

PERSONAL: Full name is Sam Lee-Arthur Sword...born in Saginaw, Mich....attended Arthur Hill High School...totaled 327 tackles, nine ints., and eight FF...Blue Chip Illustrated All-American second-team...started at both LB and TE in a school record 36 games...also lettered in baseball...Sword and his wife, Raven, reside in Washington, D.C.

CAREER STATISTICS

YEAR	ST/PL	SOLO	AST	TOT	SKS	PD	FF	FR	INTS	YDS	AVG	LG	TD
1999 Oak.	5/10	6	2	8	1.0	0	0	0	0	0	0.0	0	0
2000	0/ 3	0	0	0	0.0	0	0	0	0	0	0.0	0	0
2001	2/16	15	12	27	1.0	3	0	0	0	0	0.0	0	0
TOTAL	7/29	21	14	35	2.0	3	0	0	0	0	0.0	0	0



DONNEL THOMPSON

Linebacker

6-0 237

Wisconsin

2nd Year With Colts, 3rd in NFL

Free Agent-2001

Born: February 17, 1978



GAMES STARTED/PLAYED: (2000, 0/8); (2001, 0/4) **Total 0/12 Total With Colts 0/4**

PRO: Signed with Colts as free agent on December 15, 2001...originally signed as a free agent with Pittsburgh in 2000...signed to Colts practice squad on September 4, 2001.

2001: Athletic, aggressive LB who made impact for Colts on special teams after being signed late in season off club's practice squad...played final four games...saw action mainly on special teams, where he totaled 10 tackles, five solo...totaled team-high five tackles, two solo, on special teams vs. Atlanta 12/16 in first action with Colts...had solo tackle on special teams vs. NYJ 12/23...had one solo tackle on special teams at St. Louis 12/30...had three special teams tackles vs. Denver 1/6.

CAREER NOTES: 2000: Played as reserve in eight games with Pittsburgh...had two special teams tackles at NYG 12/10...had 15 tackles, eleven solo, during preseason.

COLLEGE: Was three-year starter and two-time team captain...ranked 10th on school tackle list with 347...started 12 games at MLB and had 88 tackles, 43 solo, defended one pass and recovered a fumble as **senior**...was All-Big Ten honorable mention choice as junior at MLB...was only fourth **junior** to be named captain in school history...led team with 109 tackles, 65 solo, one sack, one fumble recovery and three passes defended...was an Academic All-Big Ten selection and honorable mention all-conference choice as **sophomore**...posted career-high 141 tackles, 82 solo, two fumble recoveries, one interception and one sack...joined team as walk-on **freshman** in 1996 and saw action in every game...had nine tackles ...majored in history.

PERSONAL: Full name is Donnel A. Thompson...born in Madison, Wisc....attended West (Madison) High School...was all-area and all-conference as junior...was coached by father, Curtis...was team captain as junior and senior...single...resides in Madison, Wisc.

CAREER STATISTICS

YEAR	ST/PL	SOLO	AST	TOT	SKS	PD	FF	FR	INTS	YDS	AVG	LG	TD
2000 Pitt.	0/ 8	0	0	0	0.0	0	0	0	0	0	0.0	0	0
2001	0/ 4	0	0	0	0.0	0	0	0	0	0	0.0	0	0
TOTAL	0/12	0	0	0	0.0	0	0	0	0	0	0.0	0	0



MIKE VANDERJAGT

Kicker
6-5 211

West Virginia
5th Year With Colts

Free Agent-1998

Born: March 24, 1970



GAMES STARTED/PLAYED: (1998, 0/14); (1999, 0/16); (2000, 0/16); (2001, 0/16) Total 0/62

PRO: Signed as FA on March 4, 1998.

CAREER HIGHLIGHTS: Has hit 114 of 130 (.877) career field goals to rank as the most accurate kicker in NFL history... has hit 153 of 154 career PATs for 495 points...has recorded 4 consecutive 100+ point seasons (145, 1999; 125, 2001; 121, 2000; 104, 1998), the only player in club history to accomplish the feat...K-Michaels (1964-65, 67-68), K-Cary Blanchard (1996-97) and RB-Edgerrin James (1999-00) are the only Colts with consecutive 100+ seasons...Vanderjagt has opened his career with 4 consecutive 100+ seasons, with the NFL record being 9 consecutive to open a career (9, Jason Elam, Denver; 6, Adam Vinatieri, New England (current); 5, Jan Stenerud, Kansas City; 4, Ryan Longwell, Green Bay (current))...Vanderjagt won AFC scoring honors in 2001 and led all NFL scorers in 1999...Vanderjagt leads all NFL scorers from 1998-2001 with 495 points (476, Longwell, Green Bay; 470, Elam, Denver; 456, Olindo Mare, Miami; 453, Matt Stover, Baltimore; 453, Vinatieri, New England; 452, Gary Anderson, Minnesota)...ranks 2nd in club history with 10 career 50+ FGs (18, Dean Biasucci, 1984, 86-94)...has made 79 of last 87 FGs and is 17-18 from 40-49 yards on the road...has recorded 4 4-FG games to tie Michaels for 2nd-most 4-FG games in club history (5, Blanchard)...was 5-5 FGs vs. Denver 1/6/02 to tie club record held by four others (Blanchard, Michaels, Biasucci, Raul Allegre)...posted club-record 28 consecutive field goals over 11-game stretch in 1999 and 2000, 15th-longest streak in NFL history...130 career field goal attempts rank 3rd in Colts history (250, Biasucci; 198, Michaels), while 114 field goals rank 2nd in club history (176, Biasucci)...125 consecutive PATs is the longest streak in club history...career PAT attempts rank 3rd in Colts history (250, Biasucci; 198, Michaels)...Vanderjagt has 495 career points, 4th in club history (783, Biasucci; 678, RB-Lenny Moore; 586, Michaels)...114 FGs from 1998-2001 tie Stover (Baltimore) for most in the NFL during that span, while 87 from 1999-2001 rank behind Stover's 93...has field goals in 55 of 64 career games with Colts...has three of top five seasonal pct. in club history (92.6, Vanderjagt, 2000; 90.0, Cary Blanchard, 36-40, 1996; 88.9, Dean Biasucci, 24-27, 1987; 88.4, Vanderjagt, 1999; 87.1, Vanderjagt, 1998)...266 points (145, 1999; 121, 2000) rank as highest two-season total in Colts history...has 4 4-FG games and is only Colts kicker with 4 FGs in cons. games.

2001: Was 28-34 FGs and 41-42 PATs for 125 points, his club-record 4th consecutive 100+ season...was 15-20 beyond 40 yards...ranked 1st in AFC scoring, 2nd in NFL (127, K-Jeff Wilkins, St. Louis)...is 114-130 FGs for career and 153-154 PATs for 495 points...was 5-5 FGs vs. Denver 1/6/02 to tie club record for most in a game (Blanchard, Michaels, Biasucci, Raul Allegre)...had 3 FGs vs. New England 10/21 and at Buffalo 11/4 and had FGs in 13 outings.

CAREER NOTES: 2000: Totaled 25-27 FGs, and 46-46 PATS for 121 points...posted career-best 92.6 FG pct....ranked 2nd in the AFC in scoring, 15th in NFL...started season with 26 consecutive FGs streak and extended it to 28 seasonal before missing from 47 yards vs. Oakland 9/10...Vanderjagt's streak of 28 consecutive FGs was 4th longest in NFL history (40, Gary Anderson, SF/Min., 1997-98; 31, Fuad Reveiz, Min., 1994-95; 29, John Carney, SD, 1992-93; 28, Chris Boniol, Dal/Phil., 1996-97)...he connected on 16 consecutive FGs over nine games following miss vs. Raiders (1-2 vs. Oakland 9/10; 2-2 vs. Jax. 9/25; 1-1 at Buffalo 10/1; 3-3 at New England 10/8; 3-3 at Seattle 10/15; 1-1 vs. New England 10/22; 1-1 at Chicago 11/5; 3-3 vs. NYJ 11/12; 1-1 at Green Bay 11/19), the second-longest streak in club history...missed from 59 yards vs. Miami 11/26 to end the streak...concluded regular season with seven consecutive FGs (1-1 at NYJ 12/3; 3-3 vs. Buffalo 12/11; 2-2 at Miami 12/17; 1-1 vs. Minnesota 12/24)...hit game-winning 45-yard FG at Buffalo 10/1 to give Colts their first win in Buffalo since 1994...it marked third career game-winning FG (53 yards, at Miami 12/15/99; 21 yards, at Cleveland 12/26/00)...connected on season-long 48-yard FG at Miami 12/17. **POST-SEASON:** Was 3-4 FGs (32, 26, 50, 49 WR) at Miami 12/30. **1999:** Totaled 34-38 FGs, and 43-43 PATs for 145 points...had 88.4 pct....connected on 26 consecutive FGs over last 10 games to set a new club record, surpassing Blanchard who hit 13 cons. FGs on two different occasions...hit from 44, 48 and 53 yards at Miami, with 53-yarder coming at the gun to provide a 37-34 win...the boot was the longest game-winning FG in Colts history, surpassing 52-yard OT effort by K-Mike Cofer at NYJ 9/10/95 and it was the 3rd-longest game-winning field goal on the final play in NFL history (63, K-Tom Dempsey, New Orleans vs. Det., 11/8/70, Saints won, 19-17; 54, K-Pete Stoyanovich, Kansas City vs. Den., 11/16/97, Chiefs won, 24-22)...53-yard strike at Miami extended Colts NFL record to 14 consecutive seasons with at least one 50+ FG...145 points ranked 1st in NFL...34 FGs ranked as the 2nd-most seasonal total in Colts history and only the 4th 30+FG season in team history (36, Blanchard, 1996; 32, Blanchard, 1997; 30, Raul Allegre, 1983)...hit FGs of 41, 19 and 21 yards at Cleveland 12/26, including game-winner with :04 left...became only the 3rd Colt to win the NFL scoring title, joining Moore (120, 1964) and Linhart (109, 1976). **POST-SEASON:** Was 3-3 FGs and 1-1 PATs vs. Tennessee 1/16. **1998:** Was 27-31 FGs and 23-23 PATs for 104 points...posted 87.1 FG pct....marked 3rd-best

seasonal FG pct. of any rookie or first-year kicker in NFL history (91.9, Richie Cunningham, Dallas, 1997; 88.0, Roger Ruzek, Dallas, 1987)...27 FGs ranked T4th in AFC, T8th in NFL and marked 4th-highest team seasonal total... began season with eight consecutive made FGs to rank as 3rd-best Colts career start (9, Allegre, 1983, and Blanchard, 1995)...Allegre total is also rookie record...was 14-18 from 40+ yards and 6-9 from 50+ yards to tie club seasonal mark (6, Biasucci, 1988)...had 50+ FGs 9/6 vs. Miami (51), 9/27 vs. New Orleans (52), 10/4 vs. San Diego (51), 11/1 vs. New England (50), 11/29 at Baltimore (53) and 12/13 vs. Cincinnati. **1997:** Saw action in 18 games with Toronto Argonauts of Canadian Football League and helped lead team to Grey Cup Championship...topped Canadian Football League in punting avg. with 118-5,303, 44.9 avg....added 33-43 FGs with long of 51 and 77-77 PATs...was 5-5 FGs in Grey Cup and 9-9 total in two Grey Cup appearances...career CFL totals include 238-10,434-43.8 punting avg., 73-99 FGs and 136-136 PATs. **1996:** Saw action in 18 games with Toronto and helped lead team to Grey Cup Championship... was 103-4,459-43.3 punting avg. with long of 70...was 40-56 FGs with long of 51 and 59-59 PATs...played with Minnesota Pike of Arena Football League. **1995:** Did not play...signed by Toronto as free agent on March 16, 1995, and was released on June 25, 1995. **1994:** Did not play...signed by Toronto as free agent on February 15, 1994...released on June 13, 1994...signed by Hamilton Tiger-Cats as free agent on June 24, 1994, and was released on July 11, 1994. **1993:** Saw action in two games for Saskatchewan Roughriders...was 17-672-39.5 punting avg. with long of 59.

HONORS: **1998:** Pro Football Weekly, College and Pro Football Weekly and Football Digest NFL All-Rookie First-Team. **1999:** AP, College and Pro Newsweekly, Football Digest NFL All-Pro Second-Team...Sports Illustrated All-NFL All-Pro...Football News All-AFC Team...AFC Special Teams Player-of-the-Week (12/5 at Miami). **2000:** AFC Special Teams Player-of-the-Week (10/1 at Buffalo)...30,268 Pro Bowl Fan Votes - top for AFC kickers.

COLLEGE: Two-year letterman (1991-92)...was 15-20 FGs and 27-32 PATs as senior kicker...posted 52-2,040-39.2 PR avg. as junior...transferred from Allan Hancock (Calif.) Junior College...was all-conference punter and team's starting quarterback...originally signed as quarterback at Michigan State in 1979...holds degree.

PERSONAL: Full name is Mike Vanderjagt...born in Oakville, Ontario...lettered in basketball, football, soccer and track at White Oaks High School...is an aspiring actor who served as kickin' double for Tony Danza in the football movie 'The Garbage Pickin' Field Goal Kickin' Philadelphia Phenomenon'...instructor for Colts 101 and 201, an annual women's football clinic...Vanderjagt and his wife, Janalyn, reside with their son, Jay Michael (4/13/99), in Toronto, Canada.

CAREER STATISTICS

YEAR	FGM - FGA	PCT	PATs	PCT	LG	PTS	1-19	20-29	30-39	40-49	50+	TOT
1998	27 - 31	87.1	23-23	100.0	53	104	1- 1	8- 8	4- 4	8- 9	6- 9	27- 31
1999	34 - 38	89.5	43-43	100.0	53	145	2- 2	10-10	11-13	10- 11	1- 2	34- 38
2000	25 - 27	92.6	46-46	100.0	48	121	1- 1	6- 6	13-13	5- 6	0- 1	25- 27
2001	28 - 34	82.4	41-42	97.6	52	125	0- 0	7- 8	6- 6	12-16	3- 4	28- 34
TOTAL	114 - 130	87.7	153-154	99.4	53	495	4- 4	31-32	34-36	35-42	10-16	114-130

CAREER BEST

FIELD GOALS

Attempts: 5 vs. New England 10/21/01
vs. Denver 1/6/02

Made: 5 vs. Denver 1/6/02

LG: 53 at Baltimore 11/29/98
at Miami 12/5/99

PATS

Attempts: 6 at New York Jets 9/9/01
vs. Buffalo 9/23/01

Made: 6 at New York Jets 9/9/01
vs. Buffalo 9/23/01

POINTS

Total: 17 vs. Denver 1/6/02

GAME-BY-GAME

1998: (51, 27, 20 vs. Miami 9/6); (43, 24 vs. NYJ 9/20); (52, 19 vs. New Orleans 9/27); (48, 40, 51, 40 vs. San Diego 10/4); (22, 33, 43, 41 vs. Buffalo 10/11); (38, 53 at San Francisco 10/18); (49 vs. New England 11/1); (31, 63 vs. NYJ 11/15); (27 at Buffalo 11/22); (53, 52 at Baltimore 11/29); (50 vs. Cincinnati 12/13); (32, 48, 20 at Seattle 12/20); (22, 28, 47, 42 vs. Carolina 12/27).

1999: (45B, 35 vs. Buffalo 9/12); (36, 35, 55, 42 at San Diego 9/26); (41 vs. Miami 10/10); (31, 18, 27 at NYJ 10/17); (22, 37B vs. Cincinnati 10/24); (43, 30, 33, 27 vs. Dallas 10/31); (47, 34, 29, 37 vs. Kansas City 11/7); (40, 35 at NYG 11/14); (45, 29, 34 at Philadelphia 11/21); (22, 37 vs. NYJ 11/28); (44, 48, 53GW at Miami 12/5); (28, 31 vs. New England 12/12); (43 vs. Washington 12/19); (41, 19, 21GW at Cleveland 12/26); (27, 24 at Buffalo 1/2).

GAME-BY-GAME

2000: (23,40 at Kansas City 9/3); (47,31 vs. Oakland 9/10); (41,22 vs. Jacksonville 9/25); (45GW at Buffalo 10/1); (33,33,34 at New England 10/8); (23,38,40 at Seattle 10/15); (36 vs. New England 10/22); (19 at Chicago 11/5); (26,38,35 vs. NY Jets 11/12); (38 at Green Bay 11/19); (59 vs. Miami 11/26); (32 at NYJ 12/3); (37,23,39 vs. Buffalo 12/11); (48,31 at Miami 12/17); (28 vs. Minnesota 12/24).

GWgame-winning FG; **B**blocked; **bold face**made FG

2001: (37 at NY Jets 9/9); (45 vs. Buffalo 9/23); (47,34 vs. Oakland 10/14); (46B,42,25B,42,24 vs. New England 10/21); (49,50,42 at Kansas City 10/25); (34,41,47 at Buffalo 11/04); (25 vs. Miami 11/11); (52,41 at New Orleans 11/18); (54 vs. San Francisco 11/25); (33,25 at Baltimore 12/02); (35,40 at Miami 12/10); (39,21 vs. Atlanta 12/16); (45,50,43 vs. NY Jets 12/23); (48 at St. Louis 12/30); (22,40,45,22,25 vs. Denver 1/6).

VANDERJAGT AMONG COLTS KICKERS

Points (any position)	FG Attempts	FGs Made	Highest Pct.
783 Dean Biasucci	250 Dean Biasucci	176 Dean Biasucci	87.7 Mike Vanderjagt
678 Lenny Moore	198 Lou Michaels	114 Mike Vanderjagt	82.9 Cary Blanchard
586 Lou Michaels	130 Mike Vanderjagt	107 Lou Michaels	72.2 Raul Allegre
495 Mike Vanderjagt	116 Toni Linhart	87 Cary Blanchard	70.4 Dean Biasucci
408 Raymond Berry	105 Cary Blanchard	70 Toni Linhart	61.5 Jim Martin
394 Toni Linhart	94 Jim O'Brien	57 Raul Allegre	60.5 Toni Linhart
348 Don McCauley	91 Steve Myhra	52 Jim O'Brien	55.3 Jim O'Brien
342 Tom Matte	79 Bert Rechichar	44 Steve Myhra	54.0 Lou Michaels

NFL'S MOST ACCURATE KICKERS

Pct.	Name	Team	FG	FGA
87.7	Mike Vanderjagt	COLTS	114	130
84.5	Olindo Mare	Miami	136	161
81.5	John Carney	New Orleans	290	356
81.4	Matt Stover	Baltimore	267	328
80.9	Ryan Longwell	Green Bay	131	162
80.6	Mike Hollis	Jacksonville	175	217
80.4	Adam Vinatieri	New England	160	199
80.2	Doug Brien	Tampa Bay	150	187
80.2	John Kasay	Carolina	231	288
80.0	Nick Lowery	Retired	383	479

NFL MOST CONSECUTIVE SUCCESSFUL FGs

No.	Name	Team	Years
40	Gary Anderson	Minnesota	1997-98
31	Fuad Reveiz	Minnesota	1994-95
30	Jeff Wilkins	St. Louis	1999-01
29	John Carney	San Diego	1992-93
28	Chris Boniol	Dallas/Phil.	1996-97
28	Mike Vanderjagt	COLTS	1999-00
26	Norm Johnson	Atlanta	1992-93
26	Chris Boniol	Dallas	1995-96



RAYMOND WALLS

Defensive Back

5-10 183

Southern Mississippi

2nd Year With Colts

Draft-5, 2001 (152nd overall)

Born: July 24, 1979



GAMES STARTED/PLAYED: (2001, 0/4) Total 0/4

2001: Rookie DB who spent training camp with Colts, then was signed to active roster 10/14 vs. Oakland...was inactive first six games with club, (vs. Oakland through 11/18 at New Orleans)...was inactive 12/2 at Baltimore and was active but did not play 12/10 at Miami and 12/16 vs. Atlanta...first action came 11/25 vs. San Francisco...played vs. NYJ 12/23 and in the last two games...played as reserve DB and on special teams...totaled three tackles, one interception and one pass defensed, along with three special teams tackles...had two special teams tackles and one solo tackle on defense at St. Louis 12/30...recorded first career interception (no yards), one pass defensed and two tackles vs. Denver 1/6.

COLLEGE: Started 27 of 44 games...switched from WR to DB following his sophomore season...totaled 114 tackles, 80

solo, four ints. and 17 passes defended...started 11 games at CB as **senior**...totaled 62 tackles, 47 solo, two ints. and seven passes defended...was 16-329-20.6 KOR...posted seven tackles and 2-63 KOR vs. Tennessee...had 54t int. return along with eight tackles and one pass defended vs. Alabama...registered six tackles each vs. Oklahoma State and Tulane...posted eight tackles vs. Memphis...had nine solo tackles and 5-102 KOR vs. Louisville...tallied eight tackles, one int. and one pass defended vs. East Carolina...was All-Conference USA first-team...made switch to CB and started 11 games as **junior**...recorded 51 tackles, 32 solo, two ints. and led team with 10 passes defended...delivered four tackles and one int. vs. Nebraska... posted seven tackles and one pass defended vs. Texas A&M...registered seven tackles and one pass defended vs. Cincinnati...totaled nine tackles and three passes defended vs. Louisville...posted six tackles vs. Colorado State in Liberty Bowl...played in 11 games with five starts at WR as **sophomore**...totaled 10-127, 1 TD receiving...recorded 3-77, 1 TD (47t) vs. Southwestern Louisiana...played in 11 games, mostly on special teams as **freshman**...totaled 2-23 receiving...majored in sports administration.

PERSONAL: Full name is Raymond Omoncal Tyshone Walls...born in Kentwood, La....attended Kentwood High School...two-way standout who totaled 33-566, 14 TDs receiving, along with five ints. as senior...named all-state by Louisiana Sports Writers Association and Louisiana High School Coaches Association...also lettered in track...single...resides in Kentwood, La.

CAREER STATISTICS

YEAR	ST/PL	SOLO	AST	TOT	SKS	PD	FF	FR	INTS	YDS	AVG	LG	TD
2001	0/4	3	0	3	0.0	1	0	0	1	1	1.0	1	0
TOTAL	0/4	3	0	3	0.0	1	0	0	1	1	1.0	1	0



TROY WALTERS

Wide Receiver

5-7 172

Stanford

1st Year With Colts, 3rd in NFL

Waivers (Minnesota)-2002

Born: December 15, 1976



GAMES STARTED/PLAYED: (2000, 0/12); (2001, 0/6) **Total 0/18**

PRO: Claimed off waivers from Minnesota on March 1, 2002...originally was D5-00 choice (165th overall) by Minnesota.

2001: Was reserve in six games for Minnesota and inactive for other 10 outings...was 11-6.3 PR and 18-23.6 KOR for season...saw action 9/23 at Chicago, 9/30 vs. Tampa Bay, 10/7 at New Orleans, 10/14 vs. Detroit, 10/21 vs. Green Bay and 12/30 at Green Bay...was 5-7.4 PR at Chicago and had 3 PR vs. Green Bay for top PR totals...was 8-178-22.3 KOR at New Orleans for top KOR outing...eight KOR tied club record (Qadry Ismail vs. Detroit 11/23/95; Walters vs. Green Bay 12/17/00), while yards marked 5th-best single-game total...was 4-113-28.3 vs. Detroit and 3-26.0 at Chicago for other top KOR games, with season-long 40-yarder coming vs. Detroit.

CAREER NOTES: 2000: Played in 12 games as reserve and became club's primary kick returner by mid-season...was 30-23.1 KOR and 15-14.5 PR, along with 1-5 receiving and 1-3 rushing...14.5 PR average would have ranked 3rd in NFC, but return number was too small to qualify among leaders...became first rookie to lead team in PR since David Palmer (1994) and first since Qadry Ismail (1993) to lead team in KOR...was 3-78-26.0 PR at Detroit 10/1 to set 3rd-best rookie PR yardage total in club history, while average trailed only Charlie West's (35.6 vs. Washington 11/3/68) for best rookie single-game effort...was 8-177-22.1 KOR vs. Green Bay 12/17 to tie club record for most KOR in game...was 9-20.1 KOR and 3-8.3 PR in playoffs...set club rookie playoff marks with six combined returns vs. New Orleans 1/6/01 and at NYG 1/14/01...was 6-113 KOR at NYG in NFC Championship game...had 3 100+-yard KOR games to end season.

COLLEGE: Four-year performer who was 244-3,986, 26 TDs receiving, 86-10.6, 3 TDs PR and 25-19.6 KOR for career...holds Pac-10 record for career receptions...holds school career marks for receptions and yards and ranks 2nd in receiving touchdowns...910 PR yards rank 2nd in school history...won Biletnikoff Award as top receiver in college football as **senior** with 74-1,456, 10 TDs, setting conference seasonal yardage record...was consensus All-America pick, Pac-10 Offensive Player-of-the-Year, Burger King Academic All-America and Academic All-Pac-10...had 7 100+ games, including 9-278, 3 TDs (30t, 98t, 18t) vs. UCLA...ended career 7th in NCAA history in reception yardage and 19th in

receptions...was 52-880, 5 TDs receiving as **junior**...was All-Pac-10 second-team, first-team Academic All-Pac-10 and school MVP...was All-Pac-10 first-team pick as returner and second-team choice as receiver as sophomore...was 86-1,206, 8 TDs receiving and 30-14-1, 2 TDs PR...cited as team's top offensive player, team's top **sophomore** and school's top male athlete...was 11-209, 2 TDs (22, 38) receiving vs. USC, along with 66 PR...had 77 PR vs. Washington State...was honorable mention Academic Pac-10 choice as **freshman**...was 32-444, 3 TDs receiving and 24-11-2, 1 TD PR...was Special Teams Player-of-the Game in Sun Bowl vs. Michigan State...had 75 PR vs. Washington State...holds bachelor's degree in communications and master's in sociology/behavioral studies.

PERSONAL: Full name is Troy McHenry Walters...born in Bloomington, Ind....attended A&M (Tex.) Consolidated High School...served as ball boy in Minnesota Vikings training camp as prepster...father, Trent, is DB Coach at Notre Dame...was grid second-team All-Greater Houston and third-team all-state as senior...lettered also in basketball and track...was active in the Twin Cities community by participating in National Care for Students Day and worked in club's Gridiron Geography program...single...resides in Palo Alto, Calif.

CAREER STATISTICS

Year	ST/PL	KICKOFF RETURNS					PUNT RETURNS				
		No.	Yds.	Avg.	LG	TD	No.	Yds.	Avg.	LG	TD
2000 Min.	0/12	30	692	23.1	38	0	15	217	14.5	63	0
2001 Min.	0/6	18	425	23.6	40	0	11	69	6.3	16	0
TOTAL	0/18	48	1117	23.3	40	0	26	286	11.0	63	0

CAREER BEST

KICKOFF RETURNS
Number: 8 vs. Green Bay 12/17/00
 at New Orleans 10/7/01
Yards: 178 at New Orleans 10/7/01
Longest: 40 vs. Detroit 10/14/01

PUNT RETURNS
Number: 5 at Chicago 9/23/01
Yards: 78 vs. Detroit 11/30/00
Longest: 63 vs. Detroit 11/30/00



MARCUS WASHINGTON

Linebacker

6-3 247

Auburn

3rd Year With Colts

Draft-2, 2000 (59th Overall)

Born: October 17, 1977



GAMES STARTED/PLAYED: (2000, 0/16); (2001, 16/16) Total 16/32

2001: Started 16 games at LB...quick, athletic and aggressive outside linebacker who emerged as one of top young linebackers in AFC in his second season...started from training camp on after playing a backup role in 2000...was second on the team in tackles in first full season as starter...totaled 119 tackles, 81 solo, eight sacks (28.5 yards), two passes defended and 18 QB hits...had eight tackles, one pass defended and one sack (7 yards) at NYJ 9/9...had five tackles and three QB hits vs. Buffalo 9/23...produced six tackles and three QB hits at New England 9/30...had first career multi-sack game with six tackles and two sacks (14 yards) vs. Oakland 10/14...had second career multi-sack game, totaling eight tackles and 2.5 sacks (6.5 yards) with two QB hits and one pass defended at Kansas City 10/25...had seven tackles with one QB hit and one special teams tackle vs. Miami 11/11...had first career 10+ tackle game with 10 stops at New Orleans 11/18...had second career 10+ tackle game with 12 tackles at Miami 12/10 and a third such effort with 10 tackles, one sack (1 yard) and one QB hit vs. Atlanta 12/16...his fourth double-digit tackle outing was with 10 tackles, 1.5 sacks (0 yards) and one QB hit at St. Louis 12/30.

CAREER NOTES: 2000: Played in 16 games as rookie...totaled 15 tackles, seven solo, two sacks (13 yards), seven QB hits and one int....ranked fifth on club with 13 special teams tackles, nine solo...recorded season-high three tackles and four QB hits at Buffalo 10/1...registered first career sack at New England 10/8 and followed with one sack at Seattle 10/15...had one tackle and one QB hit vs. Detroit 10/29...recorded first career int. vs. NYJ 11/12...had season-high four special teams tackles vs. NYJ...tallied one solo tackle and one QB hit along with three special teams tackles vs. Buffalo 12/11.

POST-SEASON: Saw action in reserve role at Miami 12/30.

COLLEGE: Four-year letterman and two-year starter...played left DE as **senior**...led team with seven sacks (44 yards) and 21 QB pressures...posted 52 tackles, 29 solo, five tackles for loss, one pass defended and three FF...had one sack, two pressures and one FF vs. Idaho...recorded FF, seven tackles and one sack vs. LSU...had season-high 14 tackles and one sack vs. Alabama...was SportsPage.com All-SEC first-team...played in 11 games with six starts as **junior**...recorded 49 tackles, 33 solo, four sacks (36 yards) and three tackles for loss...added two FF, one FR, three passes defended and ranked 2nd on team with eight QB pressures...totalled five solo tackles and one sack vs. Tennessee...had five tackles, two QB pressures, one sack and one FR vs. Mississippi State...appeared in 12 games as **sophomore**...totalled 41 tackles, 19 solo, three sacks and one FR...posted six tackles apiece vs. Virginia and vs. Arkansas...played in 12 games with one start as **freshman**...saw action mostly on special teams...finished with 22 tackles and two sacks...had season-high six tackles and one sack in first career start vs. South Carolina...majored in environmental science.

PERSONAL: Full name is Marcus Cornelius Washington...born in Auburn, Ala....attended Auburn High School...was 23-282, 8 TDs receiving as senior TE...played WR as junior...also lettered in basketball...instructor for Colts 101 and 201, an annual women's football clinic...single...resides in Auburn, Ala.

CAREER STATISTICS

YEAR	ST/PL	SOLO	AST	TOT	SKS	PD	FF	FR	INTS	YDS	AVG	LG	TD
2000	0/16	7	8	15	2.0	0	0	0	1	1	1.0	1	0
2001	16/16	81	38	119	8.0	2	0	0	0	0	0.0	0	0
TOTAL	16/32	88	46	134	10.0	2	0	0	1	1	1.0	1	0



REGGIE WAYNE

Wide Receiver

6-0 203

Miami (Florida)

2nd Year With Colts

Draft-1b, 2001 (30th overall)

Born: November 17, 1978



GAMES STARTED/PLAYED: (2001, 9/13) Total 9/13

PRO: Pick was obtained from N.Y. Giants for D1-2001 (22nd overall), D3-2001 (91st overall) and D6-2001 (193rd overall).

2001: Started nine of 13 games...started 10/14 vs. Oakland through 11/18 at New Orleans, along with 12/16 vs. Atlanta, 12/23 vs. NYJ and 1/6 vs. Denver...was inactive 9/9 at NYJ, 9/30 at New England and 11/25 vs. San Francisco...was slowed in early part of season with high ankle sprain and later in year with knee sprain...was 23-345 in productive rookie season...ranked 6th on club in receptions and 3rd in yardage...had receptions in eleven outings, including multiple reception games eight times...was 5-78 vs. Atlanta for top outing...was 3-11 at Baltimore 12/2...was 3-33 vs. New England 10/21...seasonal-long reception (43) was at Buffalo 11/4.

COLLEGE: Four-year starter...started 42 games during career, the most by a school receiver since 1983...set school all-time record for receptions (173), topping the previous mark of Lamar Thomas (144, 1989-92)...Wayne (20 TDs) joined Thomas (23) and Michael Irvin (26) as only players in school history to record 20+ career TD receptions...had at least one reception in 36 consecutive games...started 11 games as **senior**...was 43-755, 10 TDs receiving...10 TDs trailed only Irvin (11, 1986) for most single-season receiving TDs in school history...led team in receiving yards, the 10th-best single-season yardage total in school history...was 5-59, 2 TDs (5t, 7t) vs. McNeese State...tallied 4-84, 1 TD at Washington...registered 7-127, 2 TDs (38t, 47t) at West Virginia...was 4-75, 1 TD (21t) at Rutgers...posted 5-96, 1 TD (3t) vs. Boston College...totalled 3-49 vs. Florida in Sugar Bowl...was All-Big East first-team...awarded Miami's Strength Training Athlete-of-the-Year Award by the coaching staff...started 12 games as **junior**...finished third on team with 40-486, 4 TDs receiving...posted season-high reception total with 7-80, 1 TD (21t) at East Carolina...totalled 5-59, 1 TD (8t) at Florida State...registered 4-44, 1 TD (17t) vs. Georgia Tech in Gator Bowl...started first nine games as **sophomore**...led team with 42-629, 4 TDs receiving...missed final two games and Micron.PC Bowl game with injury...was 4-54, 1 TD (9t) vs. East Tennessee...totalled 4-56, 1 TD (4t) vs. Cincinnati...posted career-high yardage total vs. Virginia Tech with 6-153, 2 TDs (15t, 84t)...84-yard score ranked eighth-longest in school history...started 10 of 11 games as **freshman**...led team with 48-640, 2 TDs receiving...set school's single-season receptions mark by freshman, topping Irvin (46, 1985)...ranked second behind Irvin (840) on freshman receiving yardage list in school history...led team in receptions in

eight games and receiving yards in five games...was 5-66 vs. Arizona State in first career start...totaled 9-137 vs. Pittsburgh...was All-Big East Rookie-of-the-Year...was The Sporting News Freshman All-America first-team...was All-Big East second-team...majored in liberal arts.

PERSONAL: Full name is Reginald Wayne...born in New Orleans, La....attended Ehret High School...two-time All-State honoree...totaled 50-930, 10 TDs receiving as senior...competed in 200-meter dash and various relays in track...single...resides in Marrero, La.

CAREER STATISTICS

Year	RECEIVING						CAREER BEST		
	ST/PL	No.	Yds.	Avg.	LG	TD	RECEIVING		
2001	9/13	27	345	12.8	43	0	Number: 5	at Kansas City	10/25/01
TOTAL	9/13	27	345	12.8	43	0		vs. Atlanta	12/16/01
							Yards: 78	vs. Atlanta	12/16/01
							Longest: 43	at Buffalo	11/4/01



JERMAINE WIGGINS

Tight End

6-2 255

Georgia

1st Year With Colts, 3rd in NFL
Waivers (New England)-2002

Born: January 18, 1975



GAMES STARTED/PLAYED: (2000, 2/15); (2001, 6/16) Total 8/31

PRO: Claimed off waivers from New England on May 13, 2002...originally signed as free agent with New York Jets on April 19, 1999...was claimed off waivers by New England from the Jets on November 28, 2000...re-signed with New England as exclusive rights free agent on April 11, 2001...waived by New England on May 2, 2002.

2001: Started six of 16 games with New England...was 14-133, 4 TDs receiving...TD receptions marked best season total by a club's TE since 1998 (6, Ben Coates)...had receptions in 10 outings with 3-24, 1 TD (8) at Cincinnati 9/9 marking top outing...was 2-36, 1 TD (5) at Carolina 1/6 and 2-8 vs. Miami 12/22 for other multiple reception outings...had 3t snare vs. San Diego 10/14 and 2t catch at Indianapolis 10/21 for other scoring receptions...started 9/30 vs. Indianapolis (at WR), 10/7 at Miami, at Indianapolis (2-TE), 11/4 at Atlanta, 11/11 vs. Buffalo and 12/16 at Buffalo (at FB)...was 10-68 as reserve TE vs. Oakland 1/19 in Divisional Playoffs to set club post-season single-game reception total...three receptions came in winning overtime drive...started 1/27 at Pittsburgh and was 2-7 in AFC Championship Game win ...was 2-14 in Super Bowl XXXVI win over St. Louis...had six-yard reception to set up winning last-second field goal.

CAREER NOTES: **2000:** Played in eleven games as reserve with New York Jets before being waived... was 2-4, 1 TD with Jets...had 1t reception 10/23 vs. Miami for 1st career score...was 16-203, 1 TD with New England in starting two of four games...was 5-41, 1 TD (1t) with New England vs. Kansas City 12/4 in Patriots debut...was 4-39 at Chicago...was 3-42 at Buffalo 12/17 as starter, with two coming in winning overtime drive...was 4-81 vs. Miami 12/24 as starter, including career-long 59-yard reception...was 18-207, 2 TDs for season. **1999:** Spent season on New York Jets practice squad.

COLLEGE: Played final two years at Georgia after transferring from Marshall...started five of 11 games as senior...ranked 4th on club with 23 receptions, including 5-59 against Auburn and 5-35 against Florida for top outings...started three of 11 games as junior...was 2-33, 1 TD against South Carolina and also had scoring tally against Arkansas State...was redshirt in 1996 after transferring...helped lead Marshall to Division 1-AA runner-up season as sophomore with 58-681, 4 TDs receiving...played in 14 games as reserve as **freshman**.

PERSONAL: Full name is Jermaine Wiggins...born in East Boston, Mass....attended East Boston High School...was all-city and all-league choice who earned four grid letters...help lead basketball team to 1992 state title as PF...Wiggins and his wife, Tallena, reside with their daughter, Takida, in East Boston, Mass.

CAREER STATISTICS

Year	No.	RECEIVING			LG	TD
		Yds.	Avg.			
2000 NYJ/NE	18	207	11.5	59	2	
2001 NE	14	133	9.5	31	4	
TOTAL	32	340	10.6	59	6	

CAREER BEST RECEIVING	
Number:	5 vs. Kansas City 12/4/00
Yards:	81 vs. Miami 12/24/00
Longest:	59 vs. Miami 12/24/00
TDs:	1 vs. Miami 10/23/00



JOSH WILLIAMS

Defensive Tackle

6-3 285

Michigan

3rd Year With Colts,

Draft-4, 2000 (122nd Overall)

Born: August 9, 1976



GAMES STARTED/PLAYED: (2000, 7/14); (2001, 16/16) Total 23/30

2001: Started 16 games at LDT...earned full-time starting position after opening eight games as rookie in 2000...totaled 68 tackles, 33 solo, 3.0 sacks (21 yards), two batted passes, one fumble recovery and 20 QB hits...totaled two sacks (10 yards), eight tackles and two QB hits vs. Buffalo 9/23...recorded team-high five QB hits and three tackles at Kansas City 10/25...had two tackles, two QB hits and one fumble recovery at Buffalo 11/4...recorded team-high four QB hits at Baltimore 12/2...totaled five tackles and one sack (11 yards) vs. Atlanta 12/16...had three tackles, one QB hit and one batted pass at St. Louis 12/30...totaled five tackles and one QB hit vs. Denver 1/6...had at least five tackles seven times, including in five of the last seven games

CAREER NOTES: 2000: Started seven of 14 games (4 at LT, 3 at RT)...moved into the starting lineup in week six...named recipient of the Thomas W. Moses Sr./Noble Max Award, given annually to a Colts player who has exceeded normal expectations or who has overcome adversity...was inactive 12/3 at NYJ and 12/11 vs. Buffalo with injury...totaled 54 tackles, 30 solo, three sacks (18.5 yards), 14 QB hits, one FF and one FR...14 QB hits ranked third on the club...had one solo tackle and QB hit at Kansas City 9/3 in first career game...posted three tackles and one QB hit vs. Oakland 9/10...tallied four tackles and three QB hits vs. Jacksonville 9/25...had five tackles, two QB hits and 0.5 sacks at New England 10/8...earned first career start at Seattle 10/15 and responded with four solo tackles, one sack and one FF...registered seven tackles, one sack, one FR and four QB hits vs. Detroit 10/29...sack resulted in a loss of nine yards and safety...compiled seven tackles at Chicago 11/5...tallied four tackles and 0.5 sacks in reserve role at Miami 12/17. **POST-SEASON:** Played as reserve DT and totaled three tackles at Miami 12/30.

COLLEGE: Four-year letterman...started all 12 games (11 at DE, 1 at DT) as **senior**...recorded 52 tackles, 32 solo, three sacks (23 yards), three FF, one FR and two passes defended...had seven tackles, one sack and three tackles for loss vs. Rice...totaled four tackles, one sack one FF vs. Northwestern...registered season-high eight tackles vs. Ohio State...was SportsPage.com All-Big Ten second-team...played in 13 games with 11 starts as **junior**...posted 41 tackles, 27 solo, five tackles for loss, one sack, one FR and one FF...had three tackles and one sack vs. Michigan State...had season-high seven tackles at Ohio State...started 11 of 12 games at DT as **sophomore**...ranked fifth on team with 53 tackles, 32 solo, seven sacks (43 yards) and 11 tackles for loss...had nine tackles vs. Notre Dame...posted six tackles and career-best two sacks at Penn State...had five tackles, two tackles for loss and one sack at Ohio State...was All-Big Ten second-team by coaches and media...saw action in 11 of 12 games as **freshman**...totaled 13 tackles, five solo...redshirted as freshman...majored in psychology.

PERSONAL: Full name is Josh Cornell Williams...born in Denver, Colo....attended Cypress Creek High School... named No. 21 DL in the nation by *SuperPrep* magazine...named first-team all-district, and second-team all-state... Williams and his wife, Marcella, reside in Indianapolis, Ind.

CAREER STATISTICS

YEAR	ST/PL	SOLO	AST	TOT	SKS	PD	FF	FR	INTS	YDS	AVG	LG	TD
2000	7/14	30	24	54	3.0	0	1	1	0	0	0.0	0	0
2001	16/16	33	35	68	3.0	0	0	1	0	0	0.0	0	0
TOTAL	23/30	63	59	122	6.0	0	1	2	0	0	0.0	0	0

COLTS DRAFT SELECTIONS

Round/Choice	Name	Pos.	Ht.	Wt.	College
1 / 11	Dwight Freeney	DE	6-1	268	Syracuse
2 / 42	Larry Tripplett	DT	6-2	314	Washington
3 / 74	Joseph Jefferson	DB	6-1	207	W. Kentucky
4 /106	David Thornton	LB	6-2	230	North Carolina
5 /146	To Seattle for QB-Brock Huard				
6a/182	David Pugh	DT	6-2	270	Virginia Tech
6b/183	James Lewis (From St. Louis for WR-Terrence Wilkins)	DB	5-10	199	Miami
6c/204	Brian Allen (From St. Louis for P-John Baker)	RB	5-9	205	Stanford
7 /220	Josh Mallard	DE	6-2	254	Georgia



DWIGHT FREENEY
Defensive END
 6-1 268
 Syracuse
 Draft-1, 2002 (11th overall)
 Born: January 4, 1978



COLLEGE: Two-year starter who opened 22 of 39 career games at RDE and was one of the most decorated defensive players in school history...was school's premier career pass rusher...ranked second in school history with 34 sacks, topped only by Tim Green (45.5, 1982-85)...totaled 104 tackles, 68 solo, 14 fumbles forced, three fumbles recovered, 51 tackles for losses (296 yards), 43 QB pressures and six passes broken up for career...holds NCAA seasonal record for fumbles forced and recovered (11, eight forced, three recovered, 2001)...had string of 17 consecutive games with at least one sack end in the 2001 Pittsburgh contest...started every game as **senior**, leading the nation with 17.5 sacks (121 yards)...sack total broke Green's prior seasonal school mark of 15...had 50 tackles, 33 solo, eight fumbles forced, 26 tackles for losses (141 yards), three fumbles recovered and 26 QB pressures...had 2.5 sacks against Temple and two sacks against Georgia Tech, Tennessee, Central Florida, Auburn, East Carolina and West Virginia...was consensus All-America and All-Big East Conference first-team...named Big East co-Defensive Player-of-the-Year...was finalist for Lombardi (best lineman), Bednarik (top defensive player) and Nagurski (outstanding defensive player) Awards...set an NCAA seasonal-record with 11 total fumbles forced or recovered...eight forced fumbles set conference record...earned Big East Player-of-the-Week honors four times, matching the conference seasonal record...started first seven games as **junior**...had 32 tackles, 23 solo, 13 sacks (95 yards), 18 tackles for losses (115 yards)...deflected one pass, forced three fumbles and had eight QB pressures...was BCSfootball.com All-America second-team, All-ECAC and All-Big East Conference first-team selection, despite missing final four games with a spleen disorder...started 2 of 10 games as **sophomore**...had 19 tackles, nine solo, 3.5 sacks, five tackles for losses, three QB pressures and one forced fumble...started one of 10 games as **freshman**...had three tackles, two tackles for losses, two forced fumbles and six QB pressures.

PERSONAL: Full name is Dwight Freeney...born in Hartford, Conn....attended Bloomfield (Conn.) High School...was SuperPrep, Prep Football Report, USA Today, New Haven Register, Hartford Courant and Blue Chip Illustrated All-America selection, adding PrepStar All-Regional honors as DE...also lettered at TE...was All-Central Connecticut West pick and served as team captain...was four-sport letterman, including three letters in football, four in basketball and baseball and one in soccer...single...resides in Bloomfield, Conn.



LARRY TRIPPLETT

Defensive Tackle

6-2 314

Washington

Draft-2, 2002 (42nd overall)

Born: January 18, 1979



COLLEGE: All-out battler who excelled as run stopper and pass rusher in last two years...started 33 consecutive games over final three seasons, predominantly at NT and opened 33 of 37 for career...had 115 tackles, 74 solos, 32 stops for losses (107), 9.5 sacks (80 yards), nine passes broken up, two fumbles forced and two fumbles recovered...had 38 tackles, 27 solos, two sacks (12 yards) and 14 tackles for losses (29 yards) as senior...served as team captain for second straight year...had six tackles, including five for losses (one shy of school single-game record), one sack and blocked a field goal against Idaho...had six stops against California...had five stops against USC, Oregon State, Washington State and Texas (Holiday Bowl) ...was All-America third-team pick by *The Sporting News*, honorable mention from CNN/SI and first-team from *Football News*...was All-Pac-10 Conference first-team selection and semifinalist for Lombardi Award...started opener as **junior** vs. Idaho at DE and rest of season at NT...recorded 38 tackles, 24 solo, 6.5 sacks and 11 stops for losses (68 yards)...blocked three kicks, deflected three passes and caused and recovered one fumble...won school's second consecutive John P. Angel College Club Outstanding Defensive Lineman Award...was second-team All-American by *The Sporting News*, and first-team by ESPN.com...was All-Pac-10 Conference first-team pick...was one of three team captains and was nominated for Nagurski Award...started eight games at NT and three at DE in school's new 3-4 scheme as **sophomore**...had 35 tackles, 21 solo, six stops for losses and one sack...caused and recovered one fumble and deflected four passes...was second-team All-Pac-10 Conference selection...appeared in final four games and Oahu Bowl as **freshman**...had four tackles, two solo...was redshirted in 1997.

PERSONAL: Full name is Larry Tripplett...born in Los Angeles, Calif....attended Westchester High School...was first-team All-Area pick on defense by *The Daily Breeze*, adding All-City and All-Central City honors as senior...named MVP of Coastal Conference...had 13 sacks as senior...was first-team All-Westside and All-City selection as junior...also played FB...single...resides in Los Angeles, Calif.



JOSEPH JEFFERSON

Defensive Back

6-1 207

Western Kentucky

Draft-3, 2002 (74th overall)

Born: February 15, 1980



COLLEGE: Aggressive tackler who began career at FS before moving to CB as sophomore...started 41 of 45 career games...finished career with 222 tackles, 181 solo, 12 tackles for losses, 3.5 sacks, 32 passes defended, four fumbles forced, two fumbles recovered and 8-167 interceptions...interceptions were fifth-highest total in school history...was 25-23.2 KOR and 53-15.3, 2 TDs PR...only Bill "Jelly" Green (1,294, 1967-70) gained more yards in school annals... started 12 games as **senior** and recorded 62 tackles, 52 solo, three stops for losses, one sack, one interception, eight passes defended, one forced fumble and one fumble recovered...was 26-16.9, 1 TD PR...16.9 average ranked second in school's seasonal-bests...was 11-22.5 KOR...had 156 all-purpose yards against Illinois State with 1-30 interceptions, 1-29 KOR and 2-97 PR, including 95t, along with 10 tackles and one pass defended...had five stops and four passes defended against Northern Iowa...had seven tackles and one pass defended in 1-AA playoffs against Furman...was All-America second-team pick by The National Sports Bureau...was All-Gateway Conference first-team selection on defense and honorable mention as return specialist...twice named Gateway Conference Player-of-the-Week (Elon and Illinois State) and selected National Player-of-the-Week (Illinois State) by *The Sports Network*...was All-America honorable mention by *The Sports Xchange* as junior...started 13 outings...was All-Ohio Valley Conference second-team choice...had 64 tackles, 50 solo, 15 passes defended and 6-137 interceptions...interception yardage total ranked third-best in school seasonal his-

tory...was 19-11.3, 1 TD PR and 4-31.0 KOR...started seven of nine games as **sophomore**...recorded 38 tackles, 29 solo, 1.5 sacks, four passes defended and one fumble forced...started nine of 11 games at FS as **freshman**...had 58 tackles, 50 solo, one sack, one interception, one forced fumble and one fumble recovered.

PERSONAL: Full name is Joseph Jefferson, Jr....born in Russellville, Ky....attended Logan County (Adairville, Ky.) High School...was All-State and All-Conference pick who earned berth in Kentucky-Tennessee All-Star Game...set school records for both career (3,800) and season (1,405) rushing yards and totaled 55 TDs...had six 200+ rushing games with personal best of 275 yards...had 200 tackles and 12 interceptions (returned two for touchdowns)... lettered four times in football, three times in track and twice in basketball...sister, Lora, played basketball at Kentucky...single...resides in Adairville, Ky.



DAVID THORNTON

Linebacker

6-2 230

North Carolina

Draft-4, 2002 (106th overall)

Born: November 1, 1978



COLLEGE: Former walk-on who started 11 of 32 games...all starts came at LLB as senior...had 155 tackles, 104 solo, 10 tackles for losses (37 yards), three sacks (23 yards), seven QB pressures, one interception and five passes defended for career...as **senior**, topped team with 131 tackles, 88 solo, three sacks, 10 tackles for losses, five passes defended, six QB pressures, one forced fumble and one interception ...tackle total topped team...had 15 tackles, four for losses and one sack against Oklahoma in first career start...had 14 stops against Texas...had nine tackles and a forced fumble against North Carolina State... had 10 stops against East Carolina...had eight tackles and one sack against Clemson...had 12 stops and one interception against Georgia Tech...had career-high 17 tackles against Wake Forest... had 11 tackles against SMU and eight and one sack in Peach Bowl against Auburn...was Super Sleeper Team and second-team All-ACC selection by league's coaches...played 316 snaps in 11 games as reserve as **junior**, primarily on special teams...had 16 tackles, 8 solo, with one QB pressure...played in 10 games as reserve as sophomore, mainly as special teams performer...had 8 solo tackles...joined team as walk-on **freshman**, but did not play...performed on scout team at safety.

PERSONAL: Full name is David Dontay Thornton...born in Goldsboro, N.C....attended Goldsboro High School...played four years at QB and S...was all-conference selection as senior...played four years as pitcher and four years at point guard...was drum major of marching band, student body president, president of the National Honor Society, a North Carolina Scholar, an honors graduate and two-time graduation marshal...single...resides in Goldsboro, N.C.





DAVID PUGH
Defensive Tackle
 6-2 270
 Virginia Tech
 Draft-6a, 2002 (182nd overall)
 Born: July 24, 1979



COLLEGE: Started 21 of 43 career games with all starts coming in final two seasons...had 170 tackles, 95 solo, 41 tackles for losses (192 yards), 13.5 sacks (106 yards), 30 QB pressures, eight passes defended, three fumbles forced and one fumble recovered for career...started 10 games as **senior** at DT and totaled 50 tackles, 29 solo, 4.0 sacks and 14 tackles for losses...played on unit that ranked second, allowing only 237.9 yards per game...had nine QB pressures, forced and recovered one fumble and blocked one kick... had seven tackles and one sack against Western Michigan ...had five stops and a fumble recovered against West Virginia...had two sacks and four tackles against Boston College...had eight tackles, one blocked kick and one forced fumble against Miami...was third-team All-America selection by *The Sporting News*... was All-Big East first-team choice...started 11 games as **junior** and had 57 tackles, 30 solo, 12 tackles for losses, 10 QB pressures, one interception and five sacks...had seven tackles and two sacks against Temple and five stops and two sacks against Pittsburgh...had five tackles and one interception against Central Florida...had one sack and five tackles in Gator Bowl against Clemson...was All-Big East first-team pick...was reserve in 11 games as **sophomore**...had 34 tackles, 19 solo, 11 tackles for losses, four sacks and two forced fumbles...had five tackles and two sacks against Pittsburgh...had one sack in Sugar Bowl against Florida State...had 29 tackles, 17 solo, and one sack in 11 games as reserve as **freshman**.

PERSONAL: Full name is David Winston Pugh, Jr....born in Madison Heights, Va....attended Amherst County High School...was three-time all-region and two-time all-state pick at OG and played DT...played on three district champion teams and two regional title holders...team won Group AA title as junior...single...resides in Madison Heights, Va.



JAMES LEWIS
Defensive Back
 5-10 199
 Miami
 2nd Year With Colts
 Draft-6b, 2002 (183rd overall)
 Born: December 19, 1978



COLLEGE: Did not miss a game throughout 49-game career and started during final season...moved to SS from FS for final season...had 134 tackles, 79 solo, eight tackles for losses (55 yards), two fumbles recovered, one fumble forced, three interceptions and nine passes defended for career...started 11 games as **senior**...had 59 tackles, 44 solo, three interceptions and one fumble recovered...had five tackles and one fumble recovered against Penn State...had six stops against Troy State...had career-high 12 tackles, 10 solo, against Florida State...had seven tackles and 74t interception against West Virginia...had six tackles and 1-38 ints. against Washington...had 47t interception in Rose Bowl against Nebraska...had 26 tackles, 15 solo, three tackles for losses, four passes defended and four QB pressures as **junior**...had sack against Washington...had eight stops against McNeese State...had at least one tackle in 10 of 11 outings...had 38 tackles, 22 solo, four tackles for losses, four passes defended, one forced fumble and 1.5 sacks as **sophomore**...had tackles in each game...had six stops against Ohio State...had five stops and one sack against Penn State...had six tackles and one sack against Temple...had 11 tackles as true **freshman**... recovered one fumble and played on special teams.

PERSONAL: Full name is James Christopher Lewis, Jr....born in Piscataway, N.J....attended Piscataway High School...as senior was team captain who played FS, QB and returned kickoffs...had 95 tackles and four interceptions and rushed for four scores while passing for eight...was second-team all-state by *Newark Star-Ledger*...played WR and QB as junior...lettered in track and basketball...single...resides in Miami, Fla.



BRIAN ALLEN
Running Back
 5-9 205
 Stanford
 Draft-6c, 2002 (204th overall)
 Born: April 20, 1980



COLLEGE: Started 32 of 44 career games, including the last 28 consecutively, and ranked sixth in school history in rushing yards with 482-2,117, 13 TDs...was 23-226 receiving and 26-22.1 KOR...started 11 games as senior and was 174-899, 9 TDs rushing, 4-63 receiving and 15-26.6 KOR...had four 100+ rushing games...was 13-145, 1 TD (47) against Arizona State and had 59-yard KOR...was 20-133, 3 TDs (17t, 1t, 27t) against Washington State...had 76-yard KOR against Oregon...was 16-87, 1 TD (35t) against UCLA...was 23-138, 2 TDs (including 80t burst, the 8th-longest in school history)...was 23-143 against Arizona...was first-team All-Pac-10 as KOR and honorable mention as RB... was Academic All-Pac-10 choice...started 11 games as **junior** and was 117-460 rushing and 10-105 receiving...appeared in 11 games and started final six as **sophomore**...was 115-604, 4 TDs rushing and 4-39 receiving...started four of 11 games as **freshman** and was 76-154 rushing and 5-19 receiving.

PERSONAL: Full name is Brian Allen...born in Ontario, Calif....attended Damien High School...was first-team All-Baseline League player as RB and SS...named to *SuperPrep's* All-Far West Team and *PrepStar's* All-Western Region Team...recorded 87 tackles and two interceptions as senior and rushed 70-950, 6 TDs...named first-team All-Inland Valley as DB...as junior, started at RB and SS, earning first-team All-Baseline League and first-team All-San Gabriel Valley honors at both positions...had 65 tackles and two interceptions and rushed 55-650...ran track for four years in high school...reached the CIF finals in 100m and 200m as junior...recorded a 40-yard time of 4.3...single...resides in Ontario, Calif.



JOSH MALLARD
Defensive End
 6-2 254
 Georgia
 2nd Year With Colts
 Draft-7, 2002 (220th overall)
 Born: March 21, 1979



COLLEGE: Started seven of 43 games for career...totaled 74 tackles, 50 solo, 17 tackles for losses (107 yards), 18 sacks (165 yards), 37 QB pressures, five fumbles forced and three passes broken up...sack total ranked fifth in school history...started one of 11 games as **senior**...had 20 tackles, 12 solo, eight tackles for losses, 11 QB pressures and five sacks...was slowed by knee injury...had six tackles and one sack against Vanderbilt...had two sacks against Georgia Tech...was recipient of the Joseph F. Espy Endowed Football Scholarship...had six starts among 11 outings as **junior**...had 28 tackles, 20 solo, six tackles for losses, 13 QB pressures and three sacks...forced a fumble and deflected two passes...had five stops against Vanderbilt and had 10 tackles and two QB pressures against Auburn...was reserve in 11 games as **sophomore**...had 12 tackles, eight solo, four QB pressures, two fumbles forced and four sacks...served as reserve in 10 outings as **freshman**...had 14 tackles, 10 solo, nine QB pressures, six sacks and two fumbles forced...had 3.5 sacks and three tackles against Kent State...had 1.5 sacks against South Carolina...was red-shirt freshman.

PERSONAL: Full name is Joshua B. Mallard...born in Savannah, Ga....attended Benedictine Military Academy... was 1996 *SuperPrep* All-America choice and named to *Atlanta Journal-Constitution* Super Southern 100, Top 50 in Georgia and AAAAA All-State first-team...was first-team AAAAA All-State pick by Georgia Sportswriters Association ...was Region 3-AAAAA Defensive Player of the Year...was *Savannah News Press* All-City and Savannah Player-of-the-Year...helped lead school to 12-2 record and state quarterfinals as senior with 168 tackles and 36 sacks...single...resides in Athens, Ga.

COLTS TRAINING CAMP ALPHABETICAL ROSTER

NO.	NAME	POS.	HT.	WT.	BIRTH- DATE	NFL EXP.	COLLEGE
86	ALBEA, TROY	WR	5-11	215	4/30/78	1	APPALACHIAN ST.
43	ALIEN, BRIAN	RB	5-9	205	4/20/80	R	STANFORD
14	ALIEN, DOUGIE	WR	5-9	179	9/17/79	R	KENTUCKY
28	BASHIR, IDREES	DB	6-2	198	12/ 7/78	2	MEMPHIS
39b	BERNARD, WALTER	DB	6-2	200	5/ 3/78	1	NEW MEXICO
41	BIRD, CORY	DB	5-10	213	8/10/78	2	VIRGINIA TECH
92	BRATZKE, CHAD	DE	6-5	270	9/15/71	9	E. KENTUCKY
26	BROOKS, RODREGIS	DB	5-9	185	8/30/78	3	ALABAMA-BIRM.
97	CANNIDA, JAMES	DT	6-2	305	1/ 3/75	5	NEVADA-RENO
3	COLLETT, DAVID	K	5-10	190	2/ 7/80	R	TENNESSEE TECH
31	CROSBY, CLIFTON	DB	5-10	179	9/17/74	3	MARYLAND
80	DAVENPORT, JOE DEAN	TE	6-6	268	10/29/76	2	ARKANSAS
38	DEES, DEMPY	DB	5-10	177	10/22/77	1	BOISE STATE
55	DELAMELLEURE, TODD	LB	5-11	240	1/31/79	1	HOFSTRA
64	DEMULLING, RICK	OG	6-4	304	7/21/77	2	IDAHO
71	DIEM, RYAN	OG	6-6	331	7/ 1/79	2	N. ILLINOIS
34	DOERING, JASON	DB	6-0	201	4/22/78	2	WISCONSIN
51	FAVORS, GREG	LB	6-1	242	9/30/74	5	MISSISSIPPI STATE
36	FINN, JIM	RB	6-0	242	12/ 9/76	3	PENN
10	FOBBS, JAMAAL	WR	5-9	177	9/ 8/78	1	OKLAHOMA STATE
93	FREENEY, DWIGHT	DE	6-1	268	1/ 4/78	R	SYRACUSE
35w	GAY, BENJAMIN	DT	6-1	227	2/28/80	2	GARDEN CITY CC
78	GIENI, TARIK	CB	6-5	332	5/25/76	6	CALIFORNIA
35	GRANT, TROY	RB	5-9	185	12/ 5/79	1	TENNESSEE TECH
84	HADDAD, DREW	WR	5-11	187	8/15/78	2	BUFFALO
47b	HAMPTON, JERMAINE	DB	6-0	219	6/12/79	2	N. ILLINOIS
25	HARPER, NICK	DB	5-10	182	9/10/74	2	FT. VALLEY STATE
21	HARRIS, WAIT	DB	5-11	192	8/10/74	7	MISSISSIPPI STATE
88	HARRISON, MARVIN	WR	6-0	175	8/25/72	7	SYRACUSE
15	HERZING, ADAM	WR	6-2	197	9/23/80	R	CAL-POLY
72b	HICKS, BRANDON	DT	6-0	282	11/17/77	R	BOWLING GREEN
13	HIARD, BROCK	QB	6-4	232	4/15/76	4	WASHINGTON
83	ISMAIL, QADRY	WR	6-0	196	11/ 8/70	10	SYRACUSE
20b	JACKSON, BOBBY	DB	6-0	215	10/ 3/79	2	ILLINOIS
74	JACKSON, WAVERLY	OG	6-2	343	12/19/72	5	VIRGINIA TECH
32	JAMES, EDGERRIN	RB	6-0	214	8/ 1/78	4	MIAMI
20w	JAMES, WALTER	RB	6-0	213	1/28/80	R	ILLINOIS STATE
29	JEFFERSON, JOSEPH	DB	6-1	207	2/15/80	R	W. KENTUCKY
62	JOHNSON, ELLIS	DT	6-2	288	10/30/73	8	FLORIDA
39w	KELLETT, GREGG	RB	6-3	255	4/12/80	R	MARSHALL
12	KITCHINGS, DESMOND	WR	5-9	178	7/19/78	1	FURMAN
16	LACY, CHRIS	WR	6-0	188	10/12/79	R	IDAHO
40	LEIGER, BRIAN	DB	6-2	207	10/ 2/78	1	CEN. MICHIGAN
37	LEWIS, JAMES	DB	5-10	199	12/19/78	R	MIAMI
27	MACKLIN, DAVID	DB	5-9	196	7/14/78	3	PENN STATE
68	MALLARD, JOSH	DE	6-2	254	3/21/79	R	GEORGIA
18	MANNING, PEYTON	QB	6-5	230	3/24/76	5	TENNESSEE
65	McGILL, CURT	C	6-3	293	8/24/78	R	GEORGIA
73	MEADOWS, ADAM	OT	6-5	290	1/25/74	6	GEORGIA
94	MORRIS, ROB	LB	6-2	243	1/18/75	3	BRIGHAM YOUNG
61	MURPHY, ROB	OG	6-5	311	1/18/77	1	OHIO STATE
91	NWOKORIE, CHUKIE	DE	6-3	284	7/10/75	4	PURDUE
67	OLSEN, HANS	OG	6-0	298	7/8/77	2	BRIGHAM YOUNG
46b	ORDWAY, JONATHAN	DB	5-10	177	10/19/78	1	BOSTON COLLEGE
44	OURS, WES	RB	6-0	288	12/30/77	2	WEST VIRGINIA
52	PETERSON, MIKE	LB	6-1	234	6/17/76	4	FLORIDA
81	POLLARD, MARCUS	TE	6-3	247	2/ 8/72	8	BRADLEY
95	PUGH, DAVID	DT	6-2	270	7/24/79	R	VIRGINIA TECH
76	PYNE, JIM	C/G	6-2	297	11/23/71	9	VIRGINIA TECH
4	RHINE, ALAN	P	5-11	178	3/11/78	1	FLORIDA
33	RHODES, DOMINIC	RB	5-9	203	1/17/79	2	MIDWEST ST. UNIV.
57	RODRIGUEZ, CHRISTIAN	LB	6-2	233	5/ 7/78	R	TEXAS A&M
63	SATUBERS, JEFF	DB	6-2	291	6/ 8/75	4	NORTH CAROLINA
11	SAUTER, CORY	QB	6-4	216	11/21/74	3	MINNESOTA
99	SCIOU, BRAD	DE	6-3	280	9/ 6/76	4	PENN STATE
6	SHOALS, DONALD	WR	5-9	176	12/25/78	R	TULSA
49	SMITH, DEREK	TE	6-4	263	10/ 1/80	R	KENTUCKY
17	SMITH, HUNTER	P	6-2	209	8/ 9/77	4	NOTRE DAME
48	SNOW, JUSTIN	TE	6-3	232	12/21/76	3	BAYLOR
69	SOUZA, MIKE	C	6-5	303	4/22/79	R	NORTHWESTERN
23	STAINÉ-PYNE, FRANK	DB	6-0	195	6/18/75	R	AIR FORCE
30	STITH, SHYRONE	RB	5-8	205	4/ 2/78	3	VIRGINIA TECH
3	STONE, JOHN	WR	5-10	178	7/ 7/79	R	WAKE FOREST
98	SWORD, SAM	LB	6-1	244	12/ 4/74	4	MICHIGAN
42w	TANT, JAY	TE	6-3	245	12/ 4/77	2	NORTHWESTERN
54	THOMPSON, DONNEL	LB	6-0	237	2/17/78	3	WISCONSIN
50	THORNTON, DAVID	DB	6-2	230	11/ 1/78	R	NORTH CAROLINA
75	TRIPLETT, LARRY	DT	6-2	314	1/18/79	R	WASHINGTON
13	VANDERJAGT, MIKE	K	6-5	211	3/24/70	5	WEST VIRGINIA
72w	VOLLERS, KURT	OT	6-7	317	4/ 4/79	R	NOTRE DAME
45	WALLACE, MICHAEL	RB	5-11	243	5/11/79	1	ARMY
42b	WALLS, RAYMOND	DB	5-10	183	7/24/79	R	SOU. MISSISSIPPI
85	WALTERS, TROY	WR	5-7	172	12/15/76	3	STANFORD
90	WARREN, DAVID	DE	6-2	254	10/14/78	1	FLORIDA STATE
53	WASHINGTON, MARCUS	LB	6-3	247	10/17/77	3	AUBURN
87	WAYNE, REGGIE	WR	6-0	203	11/17/78	2	MIAMI
47w	WIGGINS, JERMAINE	TE	6-2	255	1/18/75	3	GEORGIA
56	WILLIAMS, ANTHONY	LB	5-9	216	9/ 8/78	R	SOUTH FLORIDA
96	WILLIAMS, JOSH	DT	6-3	285	8/ 9/76	3	MICHIGAN
46w	WYNN, BROWNING	TE	6-3	235	12/ 3/78	R	VIRGINIA TECH
9	ZOLMAN, GREG	QB	6-2	216	10/19/78	R	VANDERBIT

NATIONAL FOOTBALL LEAGUE

280 Park Ave., New York, N.Y. 10017
(212) 450-2000 • www.NFL.com

Commissioner	Paul Tagliabue
Executive Vice President/Chief Operating Officer	Roger Goodell
Executive Vice President/Chief Administrative Officer – Counsel	Jeff Pash
Executive Vice President of Labor Relations/Chairman NFLMC	Harold Henderson
Executive Vice President of Communications and Public Affairs	Joe Browne
Chief Financial Officer	Barbara Kaczynski
Vice President of Public Relations	Greg Aiello
International	Pete Abitante
AFC Information	Steve Alic
NFC Information	Michael Signora
NFL Business and Community Relations	Brian McCarthy, Dan Masonson, Lori Hamamoto
Releases/Publications	Vince Casey
Super Bowl Credentials	Leslie Hammond
AFC Championship Credentials	Steve Alic
NFC Championship Credentials	Michael Signora
Senior Vice President – Broadcasting & Network Television	Dennis Lewin
Broadcast Services	Dick Maxwell, Nancy Behar, Michael North
Broadcast Scheduling/Administration	Charles Coplin

NFL PUBLIC RELATIONS DIRECTORS

Arizona	Paul Jensen	(602) 379-0101
Atlanta	Aaron Salkin	(770) 965-3115
Baltimore	Kevin Byrne	(410) 654-6200
Buffalo	Scott Berchtold	(716) 648-1800
Carolina	Charlie Dayton	(704) 358-7000
Chicago	Scott Hagel	(847) 295-6600
Cincinnati	Jack Brennan	(513) 621-3550
Cleveland	Todd Stewart	(440) 891-5000
Dallas	Rich Dalrymple	(972) 785-9900
Denver	Jim Saccomano	(303) 649-9000
Detroit	Matt Barnhart	(248) 335-4131
Green Bay	Lee Rimmel	(920) 496-5700
Houston	Tony Wyllie	(713) 336-7700
Indianapolis	Craig Kelley	(317) 297-2658
Jacksonville	Dan Edwards	(904) 633-6000
Kansas City	Robert Moore	(816) 920-9300
Miami	Harvey Greene	(954) 452-7000
Minnesota	Bob Hagan	(952) 828-6500
New England	Stacey James	(508) 543-8200
New Orleans	Greg Bensel	(504) 733-0255
New York Giants	Pat Hanlon	(201) 935-8111
New York Jets	Ron Colangelo	(516) 560-8100
Oakland	Mike Taylor	(510) 864-5000
Philadelphia	Derek Boyko	(215) 463-2500
Pittsburgh	Ron Wahl	(412) 432-7800
St. Louis	Rick Smith	(314) 982-7267
San Diego	Bill Johnston	(619) 874-4500
San Francisco	Kirk Reynolds	(408) 562-4949
Seattle	Dave Pearson	(425) 827-9777
Tampa Bay	TBD	(813) 870-2700
Tennessee	Robbie Bohren	(615) 565-4000
Washington	Michelle Tessier	(703) 478-8900

Other Public Relations Contacts

Elias Sports Bureau	Seymour Siwoff	(212) 869-1530
Hall of Fame	Joe Horrigan	(330) 456-8207
ABC-TV	Mark Mandel	(212) 456-4867
FOX	Dan Bell	(212) 556-2467
CBS-TV	Leslie Anne Wade	(212) 975-5171
ESPN	Chris LaPlaca	(860) 766-2239

FINAL 2001 REGULAR SEASON STANDINGS

AMERICAN FOOTBALL CONFERENCE

Eastern Division

	W	L	T	Pct.	Pts.	OP
New England *	11	5	0	.688	371	272
Miami #	11	5	0	.688	344	290
New York Jets #	10	6	0	.625	308	295
Indianapolis	6	10	0	.375	413	486
Buffalo	3	13	0	.188	265	420

Central Division

	W	L	T	Pct.	Pts.	OP
Pittsburgh *	13	3	0	.813	352	212
Baltimore #	10	6	0	.625	303	265
Cleveland	7	9	0	.438	285	319
Tennessee	7	9	0	.438	336	388
Jacksonville	6	10	0	.375	294	286
Cincinnati	6	10	0	.375	226	309

Western Division

	W	L	T	Pct.	Pts.	OP
Oakland *	10	6	0	.625	399	327
Seattle	9	7	0	.563	301	324
Denver	8	8	0	.500	340	339
Kansas City	6	10	0	.375	320	344
San Diego	5	11	0	.313	332	321

*Division Champion

AFC Wild Card Playoff Games

OAKLAND 38, New York Jets 24
Baltimore 20, MIAMI 3

AFC Divisional Playoff Games

NEW ENGLAND 16, Oakland 13 (OT)
PITTSBURGH 27, Baltimore 10

AFC Championship Game

New England 24, PITTSBURGH 17

NATIONAL FOOTBALL CONFERENCE

Eastern Division

	W	L	T	Pct.	Pts.	OP
Philadelphia *	11	5	0	.688	343	208
Washington	8	8	0	.500	256	303
New York Giants	7	9	0	.438	294	321
Arizona	7	9	0	.438	295	343
Dallas	5	11	0	.313	246	338

Central Division

	W	L	T	Pct.	Pts.	OP
Chicago *	13	3	0	.813	338	203
Green Bay #	12	4	0	.750	390	266
Tampa Bay #	9	7	0	.563	324	280
Minnesota	5	11	0	.313	290	390
Detroit	2	14	0	.125	270	424

Western Division

	W	L	T	Pct.	Pts.	OP
St. Louis *	14	2	0	.875	503	273
San Francisco #	12	4	0	.750	409	282
New Orleans	7	9	0	.438	333	409
Atlanta	7	9	0	.438	291	377
Carolina	1	15	0	.063	253	410

NFC Wild Card Playoff Games

PHILADELPHIA 31, Tampa Bay 9
GREEN BAY 25, San Francisco 15

NFC Divisional Playoff Games

Philadelphia 33, CHICAGO 19
ST. LOUIS 45, Green Bay 17

NFC Championship Game

ST. LOUIS 29, Philadelphia 24

Super Bowl XXXVI at Louisiana Superdome, New Orleans, Louisiana

New England (AFC) 20, St. Louis (NFC) 17

2001 SEASON REVIEW

Preseason (Won 2, Lost 2)

Date	Opponent	Result	Colts-Opp.	Record	Attendance
08/11	Seattle	W	28-21	1-0	45,089
08/18	Detroit	L	26-27	1-1	48,165
08/24	at Minnesota	L	21-28	1-2	63,804
08/30	at Cincinnati	W	23-17	2-2	42,032

Regular Season (Won 6, Lost 10)

Date	Opponent	Result	Colts-Opp.	Record	Attendance
09/09	at New York Jets	W	45-24	1-0	78,606
09/23	Buffalo	W	42-26	2-0	56,135
09/30	at New England	L	13-44	2-1	60,292
10/14	Oakland	L	18-23	2-2	56,972
10/21	New England	L	17-38	2-3	56,022
10/25	at Kansas City	W	35-28	3-3	74,212
11/04	at Buffalo	W	30-14	4-3	63,786
11/11	Miami	L	24-27	4-4	57,127
11/18	at New Orleans	L	20-34	4-5	70,020
11/25	San Francisco	L	21-40	4-6	56,393
12/02	at Baltimore	L	27-39	4-7	69,382
12/10	at Miami	W	6-41	4-8	73,858
12/16	at Atlanta	L	41-27	5-8	55,603
12/23	New York Jets	L	28-29	5-9	56,302
12/30	at St. Louis	L	17-42	5-10	66,084
01/06	Denver	W	29-10	6-10	56,192

GAME BY GAME SUMMARY

1

INDIANAPOLIS COLTS 45, NEW YORK JETS 24

September 9, 2001

Giants Stadium

12:00 p.m.


Weather: Partly Sunny, 81 degrees • **Attendance:** 78,606 • **Time:** 3:00

The Colts produced their third straight opening-day win with a 45-24 road triumph over the New York Jets. After yielding a 7-0 lead, the Colts out-scored the Jets, 38-10, to take a 21-point lead into the fourth quarter. QB-Peyton Manning (22-32-231, 2 TDs/int.) hit WR-Jerome Pathon (8-93, 1 TD) on a 211 strike and TE-Marcus Pollard on a 51 toss, while RB-Edgerrin James (28-135, 2 TDs) scored on 291 and 11 rushes. James produced his 20th 100+ rushing total in 33 career games. WR-Marvin Harrison tied RB-Marshall Faulk's club record with a reception in a 77th consecutive game. Indianapolis tallied 28 second-quarter points, the final seven coming on PR-Terrence Wilkins' 78t return with :20 left before intermission. After the Jets cut the count to 38-24, DE-Chukie Nwokorie settled matters with a 95t fumble return with 5:17 remaining. Nwokorie's fumble return was the longest in club history and the second-longest defensive touchdown ever in Colts history.

Colts	3	28	7	7	45
Jets	7	7	3	7	24

Scoring Summary

	Q	Time	Drive	Time
NYJ Coles 38 pass from Testaverde (Hall kick)	1-	4:02	3-39	1:28
Colts Vanderjagt 37 FG	1-	8:40	10-53	4:38
Colts James 29 run (Vanderjagt kick)	2-	0:05	10-75	4:28
Colts James 1 run (Vanderjagt kick)	2-	7:31	4-22	2:17
NYJ Martin 6 run (Hall kick)	2-	11:30	1- 6	0:07
Colts Pathon 21 pass from Manning (Vanderjagt kick)	2-	13:31	8-80	2:01
Colts Wilkins 78 punt return (Vanderjagt kick)	2-	14:40		
NYJ Hall 22 FG	3-	3:33	7-15	2:42
Colts Pollard 5 pass from Manning (Vanderjagt kick)	3-	9:14	11-75	5:41
NYJ Anderson 5 pass from Testaverde (Hall kick)	4-	0:04	10-64	5:50
Colts Nwokorie 95 fumble return (Vanderjagt kick)	4-	9:43		

TEAM STATISTICS

	Jets	Colts
First Downs	17	22
Rushes/Yards	29-138	30-154
Net Passing Yards	192	222
Total Net Yards	330	376
Passing (A-C-I)	31-18-0	32-22-2
Sacks-Yards	1-7	1-9
Punts-Avg.	5-47.6	3-50.3
Fumbles/Lost	3/2	1/1
Penalties	3-30	2-10
Time of Possession	31:10	28:50
Field Goals	2/2	3/7
3rd-Down Conversion	6/14	7/13
4th-Down Conversion	0/2	0/0

COLTS STARTERS

	Offense	Defense
WR	Jerome Pathon	LDE Brad Sciolio
LT	Tarik Glenn	LDT Josh Williams
LG	Steve McKinney	RDT Ellis Johnson
C	Jeff Saturday	RDE Chad Bratzke
RG	Larry Moore	LLB Marcus Washington
RT	Adam Meadows	MLB Rob Morris
TE	Ken Dilger	RLB Mike Peterson
WR	Marvin Harrison	LCB Jeff Burris
QB	Peyton Manning	RCB David Macklin
RB	Edgerrin James	SS Chad Cota
TE	Marcus Pollard	FS Idrees Bashir

INDIVIDUAL STATISTICS

Rushing -	Jets:	Martin 21-79, 1 TD; Anderson 2-21; Jordan 3-17; Coles 1-16; Testaverde 2-5
	Colts:	James 28-135, 2 TDs; Manning 2-19
Passing -	Jets:	Testaverde 25-17-175-2-0 Sacked: 1-7; Pennington 6-1-24-0-0
	Colts:	Manning 32-22-231-2-2 Sacked: 1-9
Receiving -	Jets:	Anderson 6-53, 1 TD; Martin 6-30; Becht 4-58; Coles 1-38, 1 TD; Chrebet 1-20
	Colts:	Pathon 8-93, 1 TD; Harrison 4-35; Pollard 3-31, 1 TD; Wilkins 3-31; Dilger 2-28; James 2-13
Interceptions -	Jets:	Coleman 1-36-36-0; Jones 1-18-18-0
	Colts:	None
Punts -	Jets:	Parks 5-238-47.6-22.6-56-0, 1 TB/1 In20
	Colts:	Smith 3-151-50.3-24.7-65-0, 1 TB
KO Returns -	Jets:	Morton 4-69-32-0; Coles 3-57-25-0; Dearth 1-7-7-0
	Colts:	Wilkins 2-59-34-0; Rhodes 2-49-27-0
Punt Returns -	Jets:	Morton 2-57-33-0
	Colts:	Wilkins 4-105-78-1
QB Sacks -	Jets:	Abraham 1-9
	Colts:	Washington 1-7
Fumble Recoveries -	Jets:	Ferguson 1-0-0-0
	Colts:	Nwokorie 1-95-95-1; Manning 1-0-0-0

2

INDIANAPOLIS COLTS 42, BUFFALO BILLS 26

September 23, 2001

RCA Dome

12:00 p.m.



Weather: Indoors, 72 degrees • **Attendance:** 56,135 • **Time:** 3:40

The Colts rolled to 555 net yards and scored touchdowns on six straight possessions in earning a 42-26 win over Buffalo. QB-Peyton Manning was 23-29-421, 4 TDs/2 ints., while WRs-Marvin Harrison (7-146, 3 TDs) and Jerome Pathon (9-168, 1 TD) and RB-Edgerrin James (23-111, 1 TD rushing/4-48 receiving) had big days. Manning tied a career-best with four scoring tosses before adding a 11 rush. James set a franchise record with his fifth consecutive 100+ rushing game. This marked the fifth time in club history the team had a 100+ rusher and receiver and a 300+ passer in the same game, but it was the only time the team had two receivers top 140 yards in the same game. The Indianapolis defense yielded 19 points and sacked Buffalo QB-Rob Johnson four times. The club produced 35 first-half points, the second 30+point first half this season (31 at Jets 9/9).

Bills	7	10	3	6	26
Colts	14	21	7	0	42

Scoring Summary

		Q	Time	Drive	Time
B	Clements 48 interception return (Arians kick)	1-	2:10		
Colts	James 1 run (Vanderjagt kick)	1-	9:48	10-90	5:29
Colts	Pathon 60 pass from Manning (Vanderjagt kick)	1-	13:25	2-76	0:52
B	Henry 4 run (Arians kick)	2-	3:00	8-84	4:35
Colts	Harrison 39 pass from Manning (Vanderjagt kick)	2-	3:41	2-61	0:41
Colts	Harrison 39 pass from Manning (Vanderjagt kick)	2-	5:49	2-41	0:35
B	Arians 48 FG	2-	10:47	9-31	4:58
Colts	Harrison 7 pass from Manning (Vanderjagt kick)	2-	14:00	9-80	3:13
B	Arians 49 FG	3-	4:25	8-41	4:25
Colts	Manning 1 run (Vanderjagt kick)	3-	9:03	10-60	4:38
B	Price 40 pass from Johnson (pass failed)	4-	13:35	14-80	6:04

TEAM STATISTICS

	Bills	Colts
First Downs	21	28
Rushes/Yards	22-145	30-137
Net Passing Yards	229	418
Total Net Yards	374	555
Passing (A-C-I)	37-24-1	29-23-2
Sacks-Yards	4-28	1-3
Punts-Avg.	4-47.3	0-0-0
Fumbles/Lost	0/0	2/1
Penalties	19-133	8-59
Time of Possession	30:37	29:23
Field Goals	48, 37, 49	45
3rd-Down Conversion	5/13	6/10
4th-Down Conversion	1/1	0/0

COLTS STARTERS

Offense		Defense	
WR	Jerome Pathon	LDE	Brad Scioli
LT	Tarik Glenn	LDT	Josh Williams
LG	Steve McKinney	RDT	Ellis Johnson
C	Jeff Saturday	RDE	Chad Bratzke
RG	Larry Moore	LLB	Marcus Washington
RT	Adam Meadows	MLB	Rob Morris
TE	Ken Dilger	RLB	Mike Peterson
WR	Marvin Harrison	LCB	Jeff Burris
QB	Peyton Manning	RCB	David Macklin
RB	Edgerrin James	SS	Chad Cota
TE	Marcus Pollard	FS	Idrees Bashir

INDIVIDUAL STATISTICS

Rushing -	Bills: Johnson 5-63; Henry 12-39, 1 TD; Price 1-28; Centers 3-14; Bryson 1-1
	Colts: James 23-111, 1 TD; Manning 7-26, 1 TD
Passing -	Bills: Johnson 37-24-257-1-1 Sacked: 4-28
	Colts: Manning 29-23-421-4-2 Sacked: 1-3
Receiving -	Bills: Centers 7-56; Riemersma 5-36; McDaniel 4-48; Henry 3-36; Price 2-56, 1 TD; Moulds 2-14; Morris 1-11
	Colts: Pathon 9-168, 1 TD; Harrison 7-146, 3 TDs; James 4-48; Dilger 2-51; Pollard 1-8
Interceptions -	Bills: Clements 1-48-48-1; Winfield 1-0-0-0
	Colts: Cota 1-12-12-0
Punts -	Bills: Moorman 4-189-47.3-43.4-57-0, 2 In20
	Colts: None
KO Returns -	Bills: Driver 4-79-23-0; Clements 3-64-26-0
	Colts: Wilkins 4-97-29-0
Punt Returns -	Bills: None
	Colts: Wilkins 3-16-10-0
QB Sacks -	Bills: Larsen 1-3
	Colts: Williams 2-10; Bratzke 1.5-17.5; Peterson 0.5-0.5
Fumble Recoveries	-Bills: Wright 1-0-0-0
	Colts: None

3

NEW ENGLAND PATRIOTS 44, INDIANAPOLIS COLTS 13

September 30, 2001

Foxboro Stadium

12:00 p.m.



Weather: Cloudy, cool, windy, 59 degrees • Attendance: 60,292 • Time: 3:03

Bolting to a 23-0 lead before the Colts could muster any points, the New England Patriots posted a 44-13 win at Foxboro Stadium. The Patriots rushed for 177 yards and three touchdowns, including 4- and 2-yard runs by RB-Antowain Smith (22-94), while K-Adam Vinatieri booted field goals of 47, 48 and 35 yards. New England's two other touchdowns came on 78t and 23t interception returns by DBs-Otis Smith and Ty Law. Indianapolis totaled 82 rushing yards, while QB-Peyton Manning was 20-34-196, 1 TD/3 ints. The Colts cut the count to 23-7 in the final minute of the third quarter, but mounted no further threat.

Colts	0	0	7	6	13
Patriots	7	13	3	21	44

Scoring Summary

		Q	Time	Drive	Time
NE	Smith 4 run (Vinatieri kick)	1-	10:37	6-80	2:45
NE	Vinatieri 47 FG	2-	9:10	7-37	3:11
NE	Smith 78 interception return (Vinatieri kick)	2-	13:18		
NE	Vinatieri 48 FG	2-	15:00	4-23	0:21
NE	Vinatieri 35 FG	3-	5:23	4-2	1:22
Colts	Manning 10 run (Vanderjagt kick)	3-	14:07	7-64	3:30
NE	Faulk 8 run (Vinatieri kick)	4-	1:36	5-62	2:29
NE	Law 23 interception return (Vinatieri kick)	4-	2:36		
Colts	Pollard 17 pass from Manning (pass failed)	4-	6:09	11-54	3:33
NE	Smith 2 run (Vinatieri kick)	4-	11:21	8-52	5:12

TEAM STATISTICS

	Patriots	Colts
First Downs	19	20
Rushes/Yards	39-177	24-82
Net Passing Yards	159	240
Total Net Yards	336	322
Passing (A-C-I)	23-13-0	43-25-3
Sacks-Yards	1-9	3-13
Punts-Avg.	5-35.0	6-45.8
Fumbles/Lost	0/0	1/1
Penalties	7-65	5-60
Time of Possession	31:53	28:07
Field Goals	47, 48, 35	None
3rd-Down Conversion	7/15	5/13
4th-Down Conversion	1/1	2/2

COLTS STARTERS

Offense	Defense
WR Jerome Pathon	LDE Brad Scioli
LT Tarik Glenn	LDT Josh Williams
LG Steve McKinney	RDT Ellis Johnson
C Jeff Saturday	RDE Chad Bratzke
RG Larry Moore	LLB Marcus Washington
RT Adam Meadows	MLB Rob Morris
TE Ken Dilger	RLB Mike Peterson
WR Marvin Harrison	LCB Jeff Burris
QB Peyton Manning	RCB David Macklin
RB Edgerrin James	SS Chad Cota
TE Marcus Pollard	FS Idrees Bashir

INDIVIDUAL STATISTICS

Rushing -	Patriots:	Smith 22-94, 2 TDs; Faulk 9-48, 1 TD; Edwards 4-11; Brown 2-11; Patten 1-11; Brady 1-2
	Colts:	James 17-55; Rhodes 4-21; Manning 2-14, 1 TD; Pathon 1-(-8)
Passing -	Patriots:	Brady 23-13-168-0-0 Sacked: 1-9
	Colts:	Manning 34-20-196-1-3 Sacked: 2-7; Rypien 9-5-57-0-0 Sacked: 1-6
Receiving -	Patriots:	Smith 3-58; Brown 3-21; Faulk 2-38; Small 2-20; Patten 1-17; Wiggins 1-11; Johnson 1-3
	Colts:	James 6-38; Pathon 5-57; Pollard 4-63, 1 TD; Harrison 3-49; Wilkins 3-15; Inslay 2-12; Dilger 1-11; Rhodes 1-8
Interceptions -	Patriots:	Smith 1-78-78t-1; Law 1-23-23t-1; Phifer 1-14
	Colts:	None
Punts -	Patriots:	Johnson 5-175-35.0-30.2-44-0, 1 TB
	Colts:	Smith 6-275-45.8-33.8-61-0, 2 TB/1 In20
KO Returns -	Patriots:	Faulk 1-25-25-0; Edwards 1-23-23-0; Brown 1-13-13-0
	Colts:	Wilkins 5-104-26-0; Pathon 1-13-13-0; Nwokerie 1-6-6-0
Punt Returns -	Patriots:	Brown 2-22-12-0, 1 FC; Faulk 1-10-10-0
	Colts:	Wilkins 2-4-2-0
QB Sacks -	Patriots:	Parker 1-6; Pleasant 1-6; Hamilton 1-1
	Colts:	Scioli 1-9
Fumble Recoveries -	Patriots:	Johnson 1-0-0-0
	Colts:	None

4

OAKLAND RAIDERS 23, INDIANAPOLIS COLTS 18

October 14, 2001

RCA Dome

7:30 p.m.



Weather: Indoors, 72 degrees • **Attendance:** 56,972 • **Time:** 3:22

Oakland K-Sebastian Janikowski's first of three field goals 5:11 into the contest gave the Raiders a lead they would never relinquish in topping the Colts, 23-18. Janikowski's 39-yard field was followed by 42- and 37-yard boots, the last with 2:22 left to provide the final margin. QB-Peyton Manning was 26-41-241, 2 TDs/int., teaming with WR-Marvin Harrison (8-60, 2 TDs) on 31 and 61 plays. RB-Edgerrin James was 26-116 rushing/6-51 receiving as the club lost for only the third time in his 22 career 100+ rushing games. WR-Tim Brown was 7-145 for Oakland.

Raiders	3	10	7	3	23
Colts	0	9	6	3	18

Scoring Summary

		Q	Time	Drive	Time
O	Janikowski 39 FG	1-	5:11	10-54	5:11
O	Janikowski 42 FG	2-	2:30	9-59	3:47
Colts	Vanderjagt 47 FG	2-	6:19	9-41	3:49
O	Dorsett 39 interception return (Janikowski kick)	2-	9:36		
Colts	Harrison 3 pass from Manning (kick failed)	2-	14:33	7-65	1:15
O	Wheatley 1 run (Janikowski kick)	3-	4:31	5-54	1:42
Colts	Harrison 6 pass from Manning (run failed)	3-	13:51	11-78	5:24
Colts	Vanderjagt 34 FG	4-	0:03	4-4	0:58
O	Janikowski 37 FG	4-	12:38	14-61	6:49

TEAM STATISTICS

	Raiders	Colts
First Downs	18	26
Rushes/Yards	30-101	27-118
Net Passing Yards	216	234
Total Net Yards	317	352
Passing (A-C-I)	32-18-0	41-26-2
Sacks-Yards	3-27	1-7
Punts-Avg.	5-52.4	6-44.7
Fumbles/Lost	1/1	0/0
Penalties	10-61	7-38
Time of Possession	28:52	31:08
Field Goals	39,42,59,37	47,34
3rd-Down Conversion	6/14	4/12
4th-Down Conversion	0/0	0/0

COLTS STARTERS

Offense		Defense	
WR	Reggie Wayne	LDE	Brad Scioli
LT	Tarik Glenn	LDT	Josh Williams
LG	Steve McKinney	RDT	Ellis Johnson
C	Jeff Saturday	RDE	Chad Bratzke
RG	Larry Moore	LLB	Marcus Washington
RT	Adam Meadows	MLB	Rob Morris
TE	Ken Dilger	RLB	Mike Peterson
WR	Marvin Harrison	LCB	Jeff Burris
QB	Peyton Manning	RCB	David Macklin
RB	Edgerrin James	SS	Chad Cota
TE	Marcus Pollard	FS	Idrees Bashir

INDIVIDUAL STATISTICS

Rushing -	Raiders:	Garner 15-53; Wheatley 7-24, 1 TD; Gannon 6-16; Jordan 2-8
	Colts:	James 26-116; Manning 1-2
Passing -	Raiders:	Gannon 32-18-243-0-0 Sacked: 3-27
	Colts:	Manning 41-26-241-2-2 Sacked: 1-7
Receiving -	Raiders:	Brown 7-145; Rice 4-44; Garner 4-30; Williams 1-14; Porter 1-7; Jordan 1-3
	Colts:	Harrison 8-60, 2 TDs; James 6-51; Pollard 5-53; Wilkins 5-46; Wayne 1-20; Dilger 1-11
Interceptions -	Raiders:	Dorsett 1-39-39-1; James 1-0-0-0
	Colts:	None
Punts -	Raiders:	Lechler 5-262-52.4-43.4-59-0, 1 TB/2 In20
	Colts:	Smith 6-268-44.7-35.7-59-0, 2 TB/2 In20
KO Returns -	Raiders:	Dunn 5-110-28-0
	Colts:	Rhodes 3-74-28-0
Punt Returns -	Raiders:	Dunn 2-14-9-0, 2 FC
	Colts:	Wilkins 2-25-18-0
QB Sacks -	Raiders:	Biekert 1-7
	Colts:	Washington 2-14; Nworie 1-13
Fumble Recoveries -	Raiders:	None
	Colts:	Nworie 1-0-0-0

5

NEW ENGLAND PATRIOTS 38, INDIANAPOLIS COLTS 17

October 21, 2001

RCA Dome

12:00 p.m.



Weather: Indoors, 72 degrees • **Attendance:** 56,022 • **Time:** 2:58

Using three one-play touchdown drives covering 29, 91 and 60 yards, New England produced a 38-17 win over the Colts. WR-David Patten (4-117, 2 TDs) tallied on a 29t rush, 91t and 6t receptions, while tossing a 60t pass to WR-Troy Brown (8-120, 1 TD). QB-Tom Brady was 16-20-202, 3 TDs to lead New England. The Colts amassed 484 net yards behind QB-Peyton Manning (22-34-335, 1 TD), RB-Edgerrin James (30-143 rushing/4-34 receiving) and WR-Marvin Harrison (8-157, 1 TD). Eight of the first 10 Colts drives entered New England territory, including seven inside the 30, but two blocked field goals helped seal the outcome.

Patriots	7	21	3	7	38
Colts	3	3	11	0	17

Scoring Summary

		Q	Time	Drive	Time
NE	Patten 29 run (Vinatieri kick)	1-	4:25	1-29	0:08
Colts	Vanderjagt 42 FG	1-	9:16	10-47	4:51
NE	Patten 91 pass from Brady (Vinatieri kick)	2-	6:04	1-91	0:12
NE	Brown 60 pass from Patten (Vinatieri kick)	2-	7:49	1-60	0:10
NE	Wiggins 2 pass from Brady (Vinatieri kick)	2-	13:43	6-24	2:28
Colts	Vanderjagt 42 FG	2-	14:49	8-56	1:06
Colts	Harrison 2 pass from Manning (Dilger pass from Manning)	3-	6:40	10-68	5:05
NE	Vinatieri 43 FG	3-	10:26	8-44	3:46
Colts	Vanderjagt 24 FG	3-	13:29	10-64	3:03
NE	Patten 6 pass from Brady (Vinatieri kick)	4-	0:58	4-63	2:29

TEAM STATISTICS

	Patriots	Colts
First Downs	19	28
Rushes/Yards	30-123	34-179
Net Passing Yards	262	305
Total Net Yards	385	484
Passing (A-C-I)	21-17-0	34-22-0
Sacks-Yards	0-0	4-30
Punts-Avg.	3-36.3	2-43.0
Fumbles/Lost	0/0	3/2
Penalties	4-35	4-53
Time of Possession	26:35	33:25
Field Goals	43	46b, 42, 25b, 42, 24
3rd-Down Conversion	5/10	6/13
4th-Down Conversion	0/1	0/0

COLTS STARTERS

	Offense	Defense
WR	Reggie Wayne	LDE Brad Sciola
LT	Tarik Glenn	LDT Josh Williams
LG	Steve McKinney	RDT Ellis Johnson
C	Jeff Saturday	RDE Chad Bratzke
RG	Larry Moore	LLB Marcus Washington
RT	Ryan Diem	MLB Rob Morris
TE	Ken Dilger	RLB Mike Peterson
WR	Marvin Harrison	LCB Jeff Burris
QB	Peyton Manning	RCB David Macklin
RB	Edgerrin James	SS Chad Cota
TE	Marcus Pollard	FS Idrees Bashir

INDIVIDUAL STATISTICS

Rushing -	Patriots:	Smith 21-71; Patten 1-29, 1 TD; Edwards 3-14; Brown 1-9; Faulk 1-2; Brady 2-(-2); Redmond 1-0
	Colts:	James 30-143; Rhodes 2-35; Manning 2-1
Passing -	Patriots:	Brady 20-16-202-3-0; Patten 1-1-60-1-0
	Colts:	Manning 34-22-335-1-0 Sacked: 4-30
Receiving -	Patriots:	Brown 8-120, 1 TD; Patten 4-117, 2 TDs; Edwards 2-16; Johnson 2-7; Wiggins 1-2, 1 TD
	Colts:	Harrison 8-157, 1 TD; James 4-34; Pollard 3-61; Wayne 3-33; Dilger 2-32; Insley 1-13; McKinney 1-5
Interceptions -	Patriots:	None
	Colts:	None
Punts -	Patriots:	Walter 3-109-36.3-35.7-41-0, 1 In20
	Colts:	Smith 2-86-43.0-38.5-52-0, 1 In20
KO Returns -	Patriots:	Faulk 4-87-25-0; Patten 1-20-20-0
	Colts:	Rhodes 6-123-29-0
Punt Returns -	Patriots:	Brown 1-9-9-0, 1 FC
	Colts:	Insley 1-2-2-0, 2 FC
QB Sacks -	Patriots:	Hamilton 2-16; Team 1-8; Vrabel 1-6
	Colts:	None
Fumble Recoveries -	Patriots:	Bruschi 1-0-0-0; Hamilton 1-0-0-0
	Colts:	None

6

INDIANAPOLIS COLTS 35, KANSAS CITY CHIEFS 28

October 25, 2001

Arrowhead Stadium

7:30 p.m.



Weather: Clear, 55 degrees • Attendance: 74,212 • Time: 3:09

The Indianapolis defense produced three sacks, three interceptions and held the Chiefs to 101 rushing yards as the club rallied from a 7-3 halftime lead in winning, 35-28. QB-Peyton Manning was 19-30-201, 2 TDs, while RB-Edgerrin James was 27-102 and WR-Marvin Harrison was 8-98, 1 TD (47). The Colts kept ahead of the Chiefs with the play of RB-Dominic Rhodes, who tallied an 88t KOR and 77t rush, becoming the only player in club history with 70+ and 80+ TD plays in the same game. LB-Mike Peterson and DBs-Chad Cota and Idrees Bashir had the interceptions, with Bashir's being an end zone pick with two minutes to play as the club held a 28-21 lead.

Colts	0	7	10	18	35
Chiefs	0	3	11	14	28

Scoring Summary

	Q	Time	Drive	Time
Colts Pollard 6 pass from Manning (Vanderjagt kick)	2-	12:38	11-63	6:52
KC Peterson 48 FG	2-	15:00	5-29	0:45
Colts Vanderjagt 50 FG	3-	5:58	12-44	5:58
KC Peterson 22 FG	3-	9:55	8-75	3:57
Colts Rhodes 88 kickoff return (Vanderjagt kick)	3-	10:10		
KC Gonzalez 35 pass from Green (Green run)	3-	11:59	4-59	1:49
Colts Vanderjagt 42 FG	4-	2:00	9-52	5:01
Colts Harrison 47 pass from Manning (James pass from Manning)	4-	6:39	4-64	2:07
KC Parker 11 pass from Green (Peterson kick)	4-	10:15	9-83	3:36
Colts Rhodes 77 run (Vanderjagt kick)	4-	13:58	3-80	0:59
KC Parker 5 pass from Green (Peterson kick)	4-	14:56	6-56	0:58

TEAM STATISTICS

	Chiefs	Colts
First Downs	25	17
Rushes/Yards	23-101	33-194
Net Passing Yards	314	179
Total Net Yards	415	373
Passing (A-C-I)	43-22-3	30-19-0
Sacks-Yards	3-10	3-22
Punts-Avg.	6-40.7	5-47.8
Fumbles/Lost	0/0	1/1
Penalties	2-10	7-54
Time of Possession	27:21	32:39
Field Goals	48,22	49,50,42
3rd-Down Conversion	5/13	7/16
4th-Down Conversion	0/0	0/0

COLTS STARTERS

Offense	Defense
WR Reggie Wayne	LDE Chukie Nworie
LT Tarik Glenn	LDT Josh Williams
LG Steve McKinney	LB Ellis Johnson
C Jeff Saturday	RDE Brad Scioli
RG Larry Moore	LLB Marcus Washington
RT Adam Meadows	MLB Rob Morris
TE Ken Dilger	RLB Mike Peterson
WR Marvin Harrison	LCB Jeff Burris
QB Peyton Manning	RCB David Macklin
RB Edgerrin James	SS Chad Cota
TE Marcus Pollard	FS Idrees Bashir

INDIVIDUAL STATISTICS

Rushing -	Chiefs: Holmes 15-55; Richardson 4-26; Green 3-19; Parker 1-1 Colts: James 27-102; Rhodes 4-87, 1 TD; Manning 2-5
Passing -	Chiefs: Green 43-22-324-3-3 Sacked: 3-10 Colts: Manning 30-19-201-2-0 Sacked: 3-22
Receiving -	Chiefs: Parker 6-76, 2 TDs; Minnis 4-64; Gonzalez 3-75, 1 TD; Holmes 3-23; Richardson 2-25; Ricks 2-14; Dunn 1-28; Thomas 1-19 Colts: Harrison 8-98, 1 TD; Wayne 5-63; Dilger 2-20; James 2-9; Pollard 1-6; Simmons 1-5
Interceptions -	Chiefs: None Colts: Peterson 1-13; Cota 1-9; Bashir 1-0
Punts -	Chiefs: Stryzinski 6-244-40.7-37.5-48-0, 1 TB/3 In20 Colts: Smith 5-239-47.8-41.6-54-0
KO Returns -	Chiefs: Cloud 5-101-33-0; Belsler 1-23-23-0; Atkins 1-0-0-0 Colts: Rhodes 3-110-88-1; Finn 1-13-13-0; Cota 1-0-0-0
Punt Returns -	Chiefs: Parker 4-31-14-0, 1 FC Colts: Insley 2-(1)-1-0, 1 FC
QB Sacks -	Chiefs: Ransom 1-12; Clemons 1-9; Maslowski 1-1 Colts: Washington 2-5-6.5; Thomas 0-5-3.5
Fumble Recoveries -	Chiefs: Hicks 1-0-0-0 Colts: None

7

INDIANAPOLIS COLTS 30, BUFFALO BILLS 14

November 4, 2001

Ralph Wilson Stadium

1:00 p.m.



Weather: Mostly Sunny, 54 degrees • **Attendance:** 63,786 • **Time:** 3:15

Rookie FA RB-Dominic Rhodes (34-100 rushing) and QB-Peyton Manning (17-27-199, 1 TD, 33t rushing) spearheaded an offensive attack that was complemented by K-Mike Vanderjagt's three field goals (34, 41, 47 yards) and a defense that limited Buffalo to 232 yards while producing six sacks as the Colts claimed a key 30-14 road divisional win over Buffalo. Manning hit TE-Marcus Pollard on a 15t pass, then scored on a 33-yard rush to give the Colts a lead they would never relinquish. Manning's run was the 2nd-longest scoring burst by a QB in club history, while Rhodes became the fifth club rookie to amass 100 rushing yards in a starting debut. The Colts defense leveled QB-Rob Johnson six times and did not allow an offensive touchdown until 3:39 remained in the game.

Colts	0	17	7	6	30
Bills	0	7	0	7	14

Scoring Summary

		Q	Time	Drive	Time
Colts	Pollard 15 pass from Manning (Vanderjagt kick)	2-	0:05	6-44	2:37
B	Clements 66 punt return (Arians kick)	2-	3:21		
Colts	Manning 33 run (Vanderjagt kick)	2-	5:42	4-63	2:21
Colts	Vanderjagt 34 FG	2-	12:38	4- 6	1:29
Colts	Rhodes 1 run (Vanderjagt kick)	3-	7:51	7-56	3:06
Colts	Vanderjagt 41 FG	4-	5:46	10-24	5:30
B	Riemersma 27 pass from Johnson (Arians kick)	4-	11:21	2-27	0:11
Colts	Vanderjagt 47 FG	4-	13:53	7-15	2:32

TEAM STATISTICS

	Bills	Colts
First Downs	14	17
Rushes/Yards	21-84	37-144
Net Passing Yards	148	161
Total Net Yards	232	305
Passing (A-C-I)	33-17-0	27-17-0
Sacks-Yards	6-24	4-38
Punts-Avg.	6-43.7	7-44.1
Fumbles/Lost	2/2	1/1
Penalties	4-20	3-35
Time of Possession	22:58	37:02
Field Goals	48b	34,41,47
3rd-Down Conversion	5/14	9/19
4th-Down Conversion	0/2	0/0

COLTS STARTERS

	Offense	Defense
WR	Reggie Wayne	LDE Brad Scioli
LT	Tarik Glenn	LDT Josh Williams
LG	Steve McKinney	RDT Ellis Johnson
C	Jeff Saturday	RDE Chad Bratzke
RG	Larry Moore	LLB Marcus Washington
RT	Adam Meadows	MLB Rob Morris
TE	Ken Dilger	RLB Mike Peterson
WR	Marvin Harrison	LCB Jeff Burris
QB	Peyton Manning	RCB David Macklin
RB	Dominic Rhodes	SS Chad Cota
TE	Marcus Pollard	FS Idrees Bashir

INDIVIDUAL STATISTICS

Rushing -	Bills: Henry 13-61; Bryson 3-15; Johnson 2-6; Centers 3-2
	Colts: Rhodes 34-100, 1 TD; Manning 3-44, 1 TD
Passing -	Bills: Johnson 33-17-172-1-0 Sacked: 6-24
	Colts: Manning 27-17-199-1-0 Sacked: 4-38
Receiving -	Bills: Riemersma 5-46, 1 TD; Centers 5-44; Moulds 4-36; Germany 1-18; Price 1-17; Black 1-11
	Colts: Harrison 5-32; Rhodes 4-45; Pollard 4-40, 1 TD; Wayne 2-58; Wilkins 2-24
Interceptions -	Bills: None
	Colts: None
Punts -	Bills: Moorman 6-262-43.7-40.3-53-0, 1 TB/2 In20
	Colts: Smith 7-309-44.1-24.1-51-0, 2 TB
KO Returns -	Bills: Black 4-104-29-0; Clements 3-54-20-0
	Colts: Wilkins 2-48-26-0
Punt Returns -	Bills: Clements 2-77-66t-1; Price 2-23-18-0
	Colts: Harper 1-0-0-0
QB Sacks -	Bills: Newman 1-11; Foreman 1-10; Hansen 1-10; Fisher 1-7
	Colts: Peterson 1-8; Bratzke 1-5; Scioli 1-4; Thomas 1-4; Nwokorie 1-0; Bird 0.5-1.5; Macklin 0.5-1.5
Fumble Recoveries -	Bills: Watson 1-0-0-0
	Colts: Peterson 1-0-0-0; Williams 1-0-0-0

8

MIAMI DOLPHINS 27, INDIANAPOLIS COLTS 24

November 11, 2001

RCA Dome

1:00 p.m.



Weather: Indoors, 72 degrees • **Attendance:** 57,127 • **Time:** 3:09

Miami scored the final 10 points in a game that saw six lead changes as the Colts fell, 27-24. QB-Jay Fiedler (17-29-259, 2 TDs/int.) hit WR-Chris Chambers (3-113, 2 TDs) on 74t and 29t passes, the final one coming with 7:44 to go to decide the outcome. QB-Peyton Manning (20-33-253, 3 TDs/2 ints.) teamed with WR-Marvin Harrison (9-174, 3 TDs) on 8t, 11t and 40t passes as the club rallied from a 17-10 deficit to a 24-17 lead. The hard-hitting affair saw the Colts battle without four regulars due to injury, but the club could not pull off the win. Harrison produced his 24th 100+ receiving game, tying WR-Raymond Berry's club record. Harrison also notched his sixth career three-TD game, along with his third consecutive double-digit TD season.

Dolphins	7	10	0	10	27
Colts	3	7	14	0	24

Scoring Summary

		Q	Time	Drive	Time
Colts	Vanderjagt 25 FG	1-	9:24	15-65	9:24
M	Minor 56 run (Mare kick)	1-	12:21	5-68	2:57
Colts	Harrison 8 pass from Manning (Vanderjagt kick)	2-	1:30	4-22	1:36
M	Chambers 74 pass from Fiedler (Mare kick)	2-	3:04	3-78	1:34
M	Mare 31 FG	2-	14:39	10-43	3:07
Colts	Harrison 11 pass from Manning (Vanderjagt kick)	3-	2:03	3-58	1:17
Colts	Harrison 40 pass from Manning (Vanderjagt kick)	3-	6:54	1-40	0:06
M	Mare 31 FG	4-	1:25	5-20	2:22
M	Chambers 29 pass from Fiedler (Mare kick)	4-	7:16	7-59	3:06

TEAM STATISTICS

	Dolphins	Colts
First Downs	14	19
Rushes/Yards	28-134	25-65
Net Passing Yards	241	224
Total Net Yards	375	289
Passing (A-C-I)	30-17-2	33-20-2
Sacks-Yards	1-18	3-29
Punts-Avg.	6-44.3	6-43.5
Fumbles/Lost	1/1	2/1
Penalties	9-65	5-25
Time of Possession	29:00	31:00
Field Goals	3/31	25
3rd-Down Conversion	5/14	4/12
4th-Down Conversion	1/1	0/1

COLTS STARTERS

	Offense	Defense
WR	Reggie Wayne	LDE Brad Scioli
LT	Tarik Glenn	LDT Josh Williams
LG	Steve McKinney	RDT Ellis Johnson
C	Jeff Saturday	RDE Chad Bratzke
RG	Larry Moore	LLB Marcus Washington
RT	Adam Meadows	MLB Rob Morris
TE	Ken Dilger	RLB Mike Peterson
WR	Marvin Harrison	LCB Jeff Burris
QB	Peyton Manning	RCB David Macklin
RB	Dominic Rhodes	SS Chad Cota
TE	Marcus Pollard	FS Idrees Bashir

INDIVIDUAL STATISTICS

Rushing -	Dolphins:	Minor 7-71, 1 TD; Smith 18-53; Fiedler 2-8; Konrad 1-2
	Colts:	Rhodes 14-42; McDougal 10-18; Manning 1-5
Passing -	Dolphins:	Fiedler 29-17-259-2-2 Sacked: 1-18; Lucas 1-0-0-0
	Colts:	Manning 33-20-253-3-2 Sacked: 3-29
Receiving -	Dolphins:	Gadsden 6-71; McKnight 4-31; Chambers 3-113, 2 TDs; Ward 2-26; Minor 2-18
	Colts:	Harrison 9-174, 3 TDs; Wilkins 4-20; Pollard 3-29; Wayne 2-18; Pathon 2-12
Interceptions -	Dolphins:	Thomas 1-17-17-0; Madison 1-0-0-0
	Colts:	Peterson 1-5-5-0; Macklin 1-3-3-0
Punts -	Dolphins:	Turk 6-266-44.3-40.5-51-0, 2 In20
	Colts:	Smith 6-261-43.5-34.7-54-0, 1 TB/1 In20
KO Returns -	Dolphins:	Chambers 5-127-39-0
	Colts:	Wilkins 6-157-50-0
Punt Returns -	Dolphins:	Ogden 4-33-11-0, 1 FC
	Colts:	Wilkins 3-23-20-0, 2 FC
QB Sacks -	Dolphins:	Greenwood 1-13; Rodgers 1-8; Taylor 1-8
	Colts:	Scioli 1-18
Fumble Recoveries -	Dolphins:	Taylor 1-3-3-0
	Colts:	Crosby 1-0-0-0

9

NEW ORLEANS SAINTS 34, INDIANAPOLIS COLTS 20

November 18, 2001

Louisiana Superdome

1:00 p.m.



Weather: Indoors, 72 degrees • **Attendance:** 70,020 • **Time:** 3:07

Despite a 14-0 first-quarter jump on New Orleans, the Colts dropped a 34-20 decision to the Saints. QB-Peyton Manning (18-28-262, 1 TD/int.) hit TE-Marcus Pollard (3-126, 1 TD) on a 86t strike to start the game, then RB-Dominic Rhodes (18-67, 1 TD) tallied on a 1t burst, but the Saints countered behind the passing of QB-Aaron Brooks (19-22-249, 2 TDs), the receiving of WR-Joe Horn (8-148) and the rushing of RB-Ricky Williams (28-120, 1 TD/4-48 receiving) to down the Colts. Brooks hit 8t and 12t passes to WR-Eddie Williams to lead the Saints. Indianapolis produced four sacks in defeat.

Colts	14	3	0	3	20
Saints	0	17	7	10	34

Scoring Summary

		Q	Time	Drive	Time
Colts	Pollard 86 pass from Manning (Vanderjagt kick)	1-	0:20	1-86	0:20
Colts	Rhodes 1 run (Vanderjagt kick)	1-	13:46	15-68	10:08
NO	Williams 8 pass from Brooks (Carney kick)	2-	0:04	3-28	1:18
NO	Carney 46 FG	2-	4:45	7-31	2:52
NO	Brooks 7 run (Carney kick)	2-	14:25	8-78	3:16
Colts	Vanderjagt 52 FG	2-	15:00	5-36	0:35
NO	Williams 12 pass from Brooks (Carney kick)	3-	3:25	6-72	3:25
NO	Carney 48 FG	4-	2:52	12-54	6:15
Colts	Vanderjagt 41 FG	4-	6:23	7-55	3:31
NO	Williams 14 run (Carney kick)	4-	10:25	7-66	4:02

TEAM STATISTICS

	Saints	Colts
First Downs	25	18
Rushes/Yards	37-157	23-77
Net Passing Yards	221	262
Total Net Yards	378	339
Passing (A-C-I)	22-19-0	28-18-1
Sacks-Yards	4-28	0-0
Punts-Avg.	2-41.0	5-40.6
Fumbles/Lost	0/0	0/0
Penalties	6-51	6-77
Time of Possession	32:50	27:10
Field Goals	46,48	52,41
3rd-Down Conversion	3/9	6/12
4th-Down Conversion	0/1	0/0

COLTS STARTERS

	Offense	Defense
WR	Reggie Wayne	LDE Brad Scioli
LT	Tarik Glenn	LDT Josh Williams
LG	Larry Moore	RDT Ellis Johnson
C	Jeff Saturday	RDE Chad Bratzke
RG	Ryan Diem	LLB Marcus Washington
RT	Adam Meadows	MLB Rob Morris
TE	Ken Dilger	RLB Ryan Phillips
WR	Marvin Harrison	LCB Jeff Burris
QB	Peyton Manning	RCB David Macklin
RB	Dominic Rhodes	SS Chad Coia
TE	Marcus Pollard	FS Idrees Bashir

INDIVIDUAL STATISTICS

Rushing -	Saints: R. Williams 28-120, 1 TD; Brooks 4-26, 1 TD; Connell 1-6; McAllister 4-5
	Colts: Rhodes 18-67, 1 TD; Manning 4-7; Harrison 1-3
Passing -	Saints: Brooks 22-19-249-20 Sacked: 4-28
	Colts: Manning 28-18-262-1-1
Receiving -	Saints: Horn 8-148; R. Williams 4-48; E. Williams 3-12, 2 TDs; Jackson 2-26; McAllister 2-15
	Colts: Harrison 6-55; Pollard 3-126, 1 TD; Rhodes 3-8; Wayne 2-31; Dilger 2-15; Insley 1-14; Wilkins 1-13
Interceptions -	Saints: Knight 1-40-40-0
	Colts: None
Punts -	Saints: Gowin 2-82-41.0-38.5-43-0
	Colts: Smith 5-203-40.6-34.8-57-0, 1 In20
KO Returns -	Saints: McAllister 4-124-63-0
	Colts: Wilkins 6-115-33-0
Punt Returns -	Saints: McGarity 2-29-21-0, 2 FC
	Colts: Wilkins 2-5-5-0
QB Sacks -	Saints: None
	Colts: Johnson 1-14; Scioli 1-8; Morris 1-4; Nwokorie 1-2
Fumble Recoveries -	Saints: None
	Colts: None

10

SAN FRANCISCO 49ERS 40, INDIANAPOLIS COLTS 21

November 25, 2001

RCA Dome

1:00 p.m.



Weather: Indoors, 72 degrees • **Attendance:** 56,393 • **Time:** 3:13

Five Colts turnovers led to 23 San Francisco points as the 49ers won, 40-21. The contest stood 21-20 in favor of the Colts late in the third quarter before the 49ers pulled away. QB-Peyton Manning was 31-51-370, 1 TD/4 ints., while WR-Marvin Harrison was 8-128, 1 TD and rookie RB-Dominic Rhodes was 27-104, 2 TDs rushing. QB-Jeff Garcia was 14-22-179, 2 TDs/1 int., while WR-Terrell Owens was 6-103, 1 TD and RB-Garrison Hearst was 12-106, 2 TDs rushing. The injury-plagued Colts started five undrafted free agents on offense.

49ers	3	17	7	13	40
Colts	7	7	7	0	21

Scoring Summary

		Q	Time	Drive	Time
Colts	Rhodes 1 run (Vanderjagt kick)	1-	7:56	14-85	7:56
SF	Cortez 30 FG	1-	12:34	8-27	4:38
SF	Stokes 5 pass from Garcia (Cortez kick)	2-	1:58	4-78	1:43
Colts	Harrison 15 pass from Manning (Vanderjagt kick)	2-	13:03	4-53	1:48
SF	Hearst 28 run (Cortez kick)	2-	14:03	3-43	1:00
SF	Cortez 46 FG	2-	15:00	4-19	0:23
Colts	Rhodes 1 run (Vanderjagt kick)	3-	4:04	5-44	2:31
SF	Bronson 48 interception return (Cortez kick)	3-	11:55		
SF	Owens 35 pass from Garcia (pass failed)	4-	0:07	2-40	0:21
SF	Hearst 43 run (Cortez kick)	4-	9:08	3-41	1:32

TEAM STATISTICS

	49ers	Colts
First Downs	16	30
Rushes/Yards	23-171	32-127
Net Passing Yards	169	364
Total Net Yards	340	491
Passing (A-C-I)	22-14-1	51-31-4
Sacks-Yards	3-10	1-6
Punts-Avg.	6-42.5	3-41.3
Fumbles/Lost	0/0	3/1
Penalties	8-58	7-80
Time of Possession	21:10	38:50
Field Goals	30/46	5/4
3rd-Down Conversion	2/9	4/13
4th-Down Conversion	0/0	1/2

COLTS STARTERS

Offense		Defense	
WR	Terrence Wilkins	LDE	Brad Scioli
LT	Tarik Glenn	LDT	Josh Williams
LG	Larry Moore	RDT	Ellis Johnson
C	Jeff Saturday	RDE	Chad Bratzke
RG	Ryan Diem	LLB	Marcus Washington
RT	Adam Meadows	MLB	Rob Morris
TE	Ken Dilger	DB	Nick Harper
WR	Marvin Harrison	LCB	Jeff Burris
QB	Peyton Manning	RCB	David Macklin
RB	Dominic Rhodes	SS	Chad Cota
TE	Marcus Pollard	FS	Idrees Bashir

INDIVIDUAL STATISTICS

Rushing -	49ers:	Hearst 12-106, 2 TDs; Barlow 8-42; Beasley 3-23
	Colts:	Rhodes 27-104, 2 TDs; McDougal 4-23; Manning 1-0
Passing -	49ers:	Garcia 22-14-179-2-1 Sacked: 3-10
	Colts:	Manning 51-31-370-1-4 Sacked: 1-6
Receiving -	49ers:	Owens 6-103, 1 TD; Stokes 4-43, 1 TD; Johnson 3-27; Hearst 1-6
	Colts:	Harrison 8-128, 1 TD; Wilkins 8-87; Rhodes 6-43; Inasley 5-62; Dilger 3-28; Pollard 1-22
Interceptions -	49ers:	Plummer 2-9-7-0; Bronson 1-48-48-1; Holman 1-19-19-0
	Colts:	Burris 1-13-13-0
Punts -	49ers:	Baker 6-255-42.5-38.5-52-0, 3 In20
	Colts:	Smith 3-124-41.3-30.0-53-0, 1 TB/1 In20
KO Returns -	49ers:	Sutherland 4-134-49-0
	Colts:	Wilkins 5-109-28-0
Punt Returns -	49ers:	Sutherland 1-14-14-0, 1 FC
	Colts:	Wilkins 4-24-12-0, 2 FC
QB Sacks -	49ers:	Engelberger 1-6
	Colts:	Bratzke 2-10; Nwokorie 1-0
Fumble Recoveries -	49ers:	Bronson 1-0-0-0
	Colts:	None

11

BALTIMORE RAVENS 39, INDIANAPOLIS COLTS 27

December 2, 2001

PSINet Stadium

1:00 p.m.

**Weather:** Partly Sunny, 51 degrees • **Attendance:** 69,382 • **Time:** 3:28

Four Colts takeaways were offset by four giveaways as Baltimore used four K-Matt Stover FGs and two scoring passes by QB-Elvis Grbac (23-39-268, 2 TDs/1 int.) in topping Indianapolis, 39-27. The Colts managed 20-19 and 27-26 third-quarter leads before falling. QB-Peyton Manning (27-48-310, 2 TDs/1 int.) hit 57 and 40t passes to WR-Marvin Harrison (5-89, 1 TD) and TE-Marcus Pollard (4-80, 1 TD), but the Ravens scored 23 second-half points to win.

Colts	3	7	17	0	27
Ravens	3	13	10	13	39

Scoring Summary

	Q	Time	Drive	Time
B Stover 26 FG	1-	6:03	12-63	6:03
Colts Vanderjagt 33 FG	1-	11:32	11-53	5:29
B Ayanbadejo 5 pass from Grbac (Stover kick)	2-	1:29	9-78	4:57
Colts Burris 30 interception return (Vanderjagt kick)	2-	7:26		
B Stover 30 FG	2-	14:00	7-23	2:30
B Stover 29 FG	2-	14:55	5-22	0:32
B Stover 27 FG	3-	1:23	4- 6	1:04
Colts Vanderjagt 25 FG	3-	9:06	4- 4	0:56
Colts Pollard 40 pass from Manning (Vanderjagt kick)	3-	11:06	4-80	1:38
B Ayanbadejo 9 run (Stover kick)	3-	12:46	3-69	1:40
Colts Harrison 57 pass from Manning (Vanderjagt kick)	3-	13:54	2-69	1:08
B Ismail 5 pass from Grbac (pass failed)	4-	1:31	6-48	2:37
B Woodson 47 interception return (Stover kick)	4-	13:26		

TEAM STATISTICS

	Ravens	Colts
First Downs	20	16
Rushes/Yards	31-130	17-51
Net Passing Yards	268	263
Total Net Yards	398	314
Passing (A-C-I)	39-23-1	48-27-1
Sacks-Yards	0-0	3-47
Punts-Avg.	4-37.0	7-37.0
Fumbles/Last	3/3	3/3
Penalties	5-30	6-83
Time of Possession	30:39	29:21
Field Goals	26,30,29,27,46	33,25
3rd-Down Conversion	6/15	5/16
4th-Down Conversion	0/0	0/0

COLTS STARTERS

Offense	Defense
WR Terrence Wilkins	LDE Brad Sciolli
LT Tarik Glenn	LDT Josh Williams
LG Steve McKinney	RDT Ellis Johnson
C Jeff Saturday	RDE Chad Bratzke
RG Larry Moore	LLB Marcus Washington
RT Adam Meadows	MLB Rob Morris
TE Ken Dilger	RLB Ryan Phillips
WR Marvin Harrison	LCB Jeff Burris
QB Peyton Manning	RCB David Macklin
RB Dominic Rhodes	SS Chad Cota
TE Marcus Pollard	FS Idrees Bashir

INDIVIDUAL STATISTICS

Rushing -	Ravens: Williams 24-111; Ayanbadejo 3-9, 1 TD; Lewis 3-9; Grbac 1-1
	Colts: Rhodes 16-42; Manning 1-9
Passing -	Ravens: Grbac 39-23-268-2-1
	Colts: Manning 48-27-310-2-1 Sacked: 3-47
Receiving -	Ravens: Ismail 7-78, 1 TD; Ayanbadejo 4-40, 1 TD; Sharpe 3-41; Williams 3-27; Stokley 2-42; Lewis 1-12; Gash 1-10; Heap 1-9; Taylor 1-9
	Colts: Rhodes 6-25; Harrison 5-89, 1 TD; Wilkins 5-61; Pollard 4-80, 1 TD; Dilger 3-32; Wayne 3-11; Simmons 1-12
Interceptions -	Ravens: Woodson 1-47-47-1
	Colts: Burris 1-30-30-1
Punts -	Ravens: Richardson 4-148-37.0-32.0-46.0, 1 TB/1 In20
	Colts: Smith 7-259-37.0-32.3-49.0, 1 TB/1 In20
KO Returns -	Ravens: Lewis 4-122-64.0; Harris 2-55-34.0
	Colts: Wilkins 8-173-32.0; Nwokorie 1-9-9.0
Punt Returns -	Ravens: Lewis 1-13-13.0, 1 FC
	Colts: None
QB Sacks -	Ravens: Thomas 1.5-29.5; Lewis 1.0-15; Boulware 0.5-2.5
	Colts: None
Fumble Recoveries -	Ravens: Harris 1-8-8.0; Lewis 1-0-0.0; Taylor 1-0-0.0
	Colts: Cota 1-9-9.0; Harper 1-0-0.0; Nwokorie 1-0-0.0

12

MIAMI DOLPHINS 41, INDIANAPOLIS COLTS 6

December 10, 2001

Pro Player Stadium

9:00 p.m.



Weather: Clear, 74 degrees • **Attendance:** 73,858 • **Time:** 2:43

Six Dolphins touchdowns, aided, in part, by four Colts turnovers helped spell a 41-6 defeat for Indianapolis in Miami. Miami scored the first 20 and final 21 points of the contest, while Indianapolis' points came on 35- and 40-yard field goals by K-Mike Vanderjagt. QB-Jay Fiedler was 18-26-191, 3 TDs passing, while scoring on a 91 rush. RB-Lamar Smith was 28-107 rushing, while WR-Chris Chambers had 21 and 32t snares. QB-Peyton Manning was 19-32-173, 3 ints. as the Colts and Dolphins ended 31 years as division mates.

Colts	0	3	3	0	6
Dolphins	7	13	0	21	41

Scoring Summary

		Q	Time	Drive	Time
M	Lucas 2 run (Mare kick)	1-	7:46	13-84	7:46
M	Chambers 2 pass from Fiedler (Mare kick)	2-	4:19	3- 8	1:07
M	Fiedler 9 run (kick blocked)	2-	13:41	11-53	5:05
Colts	Vanderjagt 35 FG	2-	15:00	10-63	1:19
Colts	Vanderjagt 40 FG	3-	5:08	9-52	5:08
M	Chambers 32 pass from Fiedler (Mare kick)	4-	2:23	6-80	2:11
M	Gadsden 9 pass from Fiedler (Mare kick)	4-	3:29	2-13	0:45
M	Konrad 18 run (Mare kick)	4-	14:43	15-78	10:16

TEAM STATISTICS

	Dolphins	Colts
First Downs	24	16
Rushes/Yards	38-183	18-84
Net Passing Yards	183	170
Total Net Yards	366	254
Passing (A-C-I)	26-18-0	32-19-3
Sacks-Yards	1-8	1-3
Punts-Avg.	3-31.0	3-52.7
Fumbles/Last	0/0	1/1
Penalties	4-40	2-25
Time of Possession	35:08	24:52
Field Goals	None	35,40
3rd-Down Conversion	9/14	2/8
4th-Down Conversion	2/2	0/0

COLTS STARTERS

	Offense	Defense
WR	Terrence Wilkins	LDE Chukie Nwokorie
LT	Tarik Glenn	RDT Josh Williams
LG	Steve McKinney	RDT Ellis Johnson
C	Jeff Saturday	RDE Chad Bratzke
RG	Ryan Diem	LLB Marcus Washington
RT	Adam Meadows	MLB Rob Morris
TE	Ken Dilger	RLB Ryan Phillips
WR	Marvin Harrison	LCB Jeff Burris
QB	Peyton Manning	RCB David Macklin
RB	Dominic Rhodes	SS Chad Cota
TE	Marcus Pollard	FS Idrees Bashir

INDIVIDUAL STATISTICS

Rushing -	Dolphins:	Smith 28-107; Minor 4-28; Konrad 3-19, 1 TD; McKnight 1-18; Fiedler 1-9, 1 TD; Lucas 1-2, 1 TD
	Colts:	Rhodes 17-79; Manning 1-5
Passing -	Dolphins:	Fiedler 26-18-191-3-0 Sacked: 1-8
	Colts:	Manning 32-19-173-0-3 Sacked: 1-3
Receiving -	Dolphins:	Gadsden 4-27, 1 TD; Chambers 3-36, 2 TDs; Minor 2-41; McKnight 2-26; Weaver 2-20; Ward 2-18; Smith 2-6; Konrad 1-17
	Colts:	Harrison 7-84; Dilger 4-32; Rhodes 4-19; Pollard 3-27; Wayne 1-11
Interceptions -	Dolphins:	Marion 2-78-41-0; Taylor 1-4-4-0
	Colts:	None
Punts -	Dolphins:	Turk 3-93-31.0-31.0-35-0, 3 In20
	Colts:	Smith 3-158-52.7-37.0-60-0, 2 TB
KO Returns -	Dolphins:	Chambers 1-17-17-0
	Colts:	McDougal 3-67-28-0; Wilkins 1-26-26-0; Finn 1-8-8-0
Punt Returns -	Dolphins:	Ward 1-7-7-0
	Colts:	Insley 0-0-0-0, 2 FC
QB Sacks -	Dolphins:	Taylor 1-3
	Colts:	Peter 1-8
Fumble Recoveries -	Dolphins:	Marion 1-1-1-0
	Colts:	None

13

December 16, 2001

INDIANAPOLIS COLTS 41, ATLANTA FALCONS 27

RCA Dome

1:00 p.m.



Weather: Indoors, 72 degrees • Attendance: 55,603 • Time: 3:20

The Colts jumped to a 14-0 lead and stayed ahead throughout in posting a 41-27 win. QB-Peyton Manning was 23-35-325, 3 TDs/1 int., hitting TE-Marcus Pollard (5-101, 1 TD) and Ken Dilger on 11 and 12t passes, while RB-Dominic Rhodes (29-177, 2 TDs) tallied on a pair of 11t runs. Rhodes produced the third-best rushing day by a Colts rookie. The Colts defense sacked QB-Chris Chandler six times and had two fourth-down stops to keep the club ahead. Pollard became the first Colts TE since 1977 to have two 100+ games in a season.

Falcons	0	14	3	10	27
Colts	7	21	0	13	41

Scoring Summary

	Q	Time	Drive	Time
Colts Rhodes 11 run (Vanderjagt kick)	1-	5:25	5-84	2:42
Colts Pollard 1 pass from Manning (Vanderjagt kick)	2-	4:10	13-96	7:12
A Christian 3 run (Feely kick)	2-	7:07	5-38	2:57
Colts Dilger 12 pass from Manning (Vanderjagt kick)	2-	9:54	5-77	2:47
A Finneran 18 pass from Chandler (Feely kick)	2-	13:55	10-73	4:01
Colts Insley 19 pass from Manning (Vanderjagt kick)	2-	14:41	5-71	0:46
A Feely 35 FG	3-	7:54	4-2	1:24
A Feely 32 FG	3-	1:28	12-42	5:03
Colts Rhodes 11 run (Vanderjagt kick)	4-	3:54	5-62	2:26
A Martin 11 pass from Chandler (Feely kick)	4-	5:28	4-66	1:34
Colts Vanderjagt 39 FG	4-	7:30	5-32	2:02
Colts Vanderjagt 21 FG	4-	13:09	9-55	2:58

TEAM STATISTICS

	Falcons	Colts
First Downs	21	29
Rushes/Yards	19-66	33-187
Net Passing Yards	250	325
Total Net Yards	316	512
Passing (A-C-I)	40-24-0	35-23-1
Sacks-Yards	6-41	0-0
Punts-Avg.	4-42.3	4-50.5
Fumbles/Lost	3/1	0/0
Penalties	7-83	5-63
Time of Possession	28:50	31:10
Field Goals	35,32	39,21
3rd-Down Conversion	6/15	7/14
4th-Down Conversion	1/3	0/0

COLTS STARTERS

Offense		Defense	
WR	Reggie Wayne	LDE	Chukie Nwokorie
LT	Tarik Glenn	LDT	Josh Williams
LG	Steve McKinney	RDT	Ellis Johnson
C	Jeff Saturday	RDE	Chad Bratzke
RG	Ryan Diem	LLB	Marcus Washington
RT	Adam Meadows	MLB	Sam Sward
TE	Ken Dilger	RLB	Ryan Phillips
WR	Marvin Harrison	LCB	Jeff Burris
QB	Peyton Manning	RCB	David Macklin
RB	Dominic Rhodes	SS	Chad Cola
TE	Marcus Pollard	FS	Idrees Bashir

INDIVIDUAL STATISTICS

Rushing -	Falcons:	Smith 11-49; Christian 7-17, 1 TD; Chandler 1-0
	Colts:	Rhodes 29-177, 2 TDs; Manning 4-10
Passing -	Falcons:	Chandler 39-23-249-20 Sacked: 6-41; Mohr 1-1-42-0-0
	Colts:	Manning 35-23-325-3-1
Receiving -	Falcons:	Martin 7-84, 1 TD; Christian 4-66; Mathis 4-57; Smith 3-20; Kelly 3-13; Finneran 2-36, 1 TD; Crumpler 1-15
	Colts:	Pollard 5-101, 1 TD; Wayne 5-78; Harrison 5-66; Insley 3-53, 1 TD; Rhodes 3-11; Dilger 2-16, 1 TD
Interceptions -	Falcons:	Ambrose 1-27-27-0
	Colts:	None
Punts -	Falcons:	Mohr 4-169-42.3-40.3-46-0, 3 In20
	Colts:	Smith 4-202-50.5-30.8-56-0
KO Returns -	Falcons:	Vaughn 7-195-42-0; McCord 1-16-16-0
	Colts:	McDougal 4-89-25-0; Simmons 2-27-15-0
Punt Returns -	Falcons:	Gordon 3-79-67-0
	Colts:	Insley 1-8-8-0, 2 FC
QB Sacks -	Falcons:	None
	Colts:	Johnson 1.5-17.5; Williams 1-11; Phillips 1-7; Washington 1-1; Bratzke 1-0; Nwokorie 0.5-4.5
Fumble Recoveries -	Falcons:	None
	Colts:	Bratzke 1-0-0-0

14

NEW YORK JETS 29, INDIANAPOLIS COLTS 28

December 23, 2001

RCA Dome

8:30 p.m.



Weather: Indoors, 72 degrees • **Attendance:** 56,302 • **Time:** 3:21

After rallying from a 10-point deficit to a six-point lead, the Colts succumbed to the New York Jets, 29-28, when QB-Vinny Testaverde (28-47-285, 2 TDs/int.) hit TE-Anthony Becht on a 6t pass with :58 left. QB-Peyton Manning (25-35-228, 1 TD), and RB-Dominic Rhodes (17-126, 1 TD rushing) guided the club. TE-Ken Dilger's 39t pass to WR-Marvin Harrison (12-127, 1 TD) gave the Colts their first lead with 9:59 to go. Testaverde moved the Jets 76 yards on the winning drive. Ks-Mike Vanderjagt (50,43) and John Hall (37,22,48,46,24) had active performances.

Jets	3	10	6	10	29
Colts	0	10	7	11	28

Scoring Summary

		Q	Time	Drive	Time
NYJ	Hall 47 FG	1-	6:16	8-35	2:13
NYJ	Jordan 25 pass from Testaverde (Hall kick)	2-	0:08	9-92	5:04
Colts	Rhodes 46 run (Vanderjagt kick)	2-	4:33	4-59	1:26
NYJ	Hall 22 FG	2-	13:47	11-90	4:55
Colts	Vanderjagt 50 FG	2-	15:00	10-48	1:13
NYJ	Hall 48 FG	3-	5:07	11-44	5:07
Colts	Pollard 28 pass from Manning (Vanderjagt kick)	3-	7:24	4-60	2:17
NYJ	Hall 46 FG	3-	10:18	4-1	1:34
NYJ	Hall 24 FG	4-	0:51	10-32	4:39
Colts	Harrison 39 pass from Dilger (McDougal run)	4-	5:01	7-65	4:10
Colts	Vanderjagt 43 FG	4-	12:12	6-34	3:12
NYJ	Becht 6 pass from Testaverde (Hall kick)	4-	14:02	10-76	1:50

TEAM STATISTICS

	Jets	Colts
First Downs	26	18
Rushes/Yards	31-166	18-133
Net Passing Yards	285	260
Total Net Yards	451	393
Passing (A-C-I)	48-28-2	36-26-0
Sacks-Yards	0-0	2-7
Punts-Avg.	1-36.0	3-42.7
Fumbles/Lost	1/0	2/2
Penalties	2-15	2-10
Time of Possession	34:54	25:06
Field Goals	47,22,48,46,24,50	45,50,43
3rd-Down Conversion	7/16	3/10
4th-Down Conversion	1/1	1/2

COLTS STARTERS

Offense		Defense	
WR	Reggie Wayne	LDE	Chukie Nwokorie
LT	Tarik Glenn	LDT	Josh Williams
LG	Steve McKinney	RDT	Ellis Johnson
C	Jeff Saturday	RDE	Chad Bratzke
RG	Ryan Diem	LLB	Marcus Washington
RT	Adam Meadows	MLB	Rob Morris
TE	Ken Dilger	RLB	Ryan Phillips
WR	Marvin Harrison	LCB	Nick Harper
QB	Peyton Manning	RCB	David Macklin
RB	Dominic Rhodes	SS	Chad Cota
TE	Marcus Pollard	FS	Idrees Bashir

INDIVIDUAL STATISTICS

Rushing -	Jets:	Martin 23-122; Jordan 2-13; Testaverde 3-11; Anderson 2-10; Coles 1-10
	Colts:	Rhodes 17-126, 1 TD; Manning 1-7
Passing -	Jets:	Testaverde 47-28-285-2-2; Jordan 1-0-0-0
	Colts:	Manning 35-25-228-1-0 Sacked: 2-7; Dilger 1-1-39-1-0
Receiving -	Jets:	Chreibet 8-118; Martin 6-47; Anderson 5-21; Coles 4-52; Becht 4-22, 1 TD; Jordan 1-25, 1 TD
	Colts:	Harrison 12-127, 1 TD; Dilger 4-38; Pollard 3-50, 1 TD; Rhodes 3-26; Insley 2-11; McDougal 1-10; Wayne 1-5
Interceptions -	Jets:	None
	Colts:	Harper 2-17-14-0
Punts -	Jets:	Tupa 1-36-36-0-11-0-36-0
	Colts:	Smith 3-128-42.7-42.7-51-0, 2 In20
KO Returns -	Jets:	Yeast 4-97-38-0; Jordan 1-23-23-0
	Colts:	McDougal 7-161-40-0
Punt Returns -	Jets:	Moss 1-0-0-0; Marton 0-0-0-0, 1 FC
	Colts:	Insley 1-25-25-0
QB Sacks -	Jets:	Lewis 1-6; Abraham 1-1
	Colts:	None
Fumble Recoveries -	Jets:	Abraham 1-0-0-0; Green 1-0-0-0
	Colts:	None

15

ST. LOUIS RAMS 42, INDIANAPOLIS COLTS 20

December 30, 2001

Dome at America's Center

1:00 p.m.



Weather: Indoors, 72 degrees • **Attendance:** 66,084 • **Time:** 2:52

St. Louis produced 28 of its points in the second quarter as the Rams earned a 42-17 win over the Colts. RB-Marshall Faulk (25-118, 3 TDs rushing/7-47, 1 TD receiving) had four scores, while QB-Kurt Warner was 23-30-359, 3 TDs/1 int. Indianapolis matched the Rams' first two touchdowns on a pair of 11 rushes by RB-Dominic Rhodes (20-83, 1 TD) and QB-Peyton Manning. Manning was 15-28-195, 1 int. on the day, hitting WR-Marvin Harrison five times for 96 yards. Harrison topped 100 receptions for the season. K-Mike Vanderjagt hit a 48-yard field goal.

Colts	7	7	3	0	17
Rams	7	28	0	7	42

Scoring Summary

		Q	Time	Drive	Time
STL	Faulk 1 run (Wilkins kick)	1-	5:31	9-68	5:31
Colts	Rhodes 1 run (Vanderjagt kick)	1-	10:35	10-68	5:04
STL	Faulk 4 run (Wilkins kick)	2-	0:42	10-77	5:07
Colts	Manning 1 run (Vanderjagt kick)	2-	5:15	7-83	4:33
STL	Holt 21 pass from Warner (Wilkins kick)	2-	6:16	2-72	1:01
STL	Faulk 5 pass from Warner (Wilkins kick)	2-	13:15	7-52	3:03
STL	Holt 46 pass from Warner (Wilkins kick)	2-	14:33	5-78	0:38
Colts	Vanderjagt 48 FG	3-	5:08	11-44	5:08
STL	Faulk 1 run (Wilkins kick)	4-	1:39	7-37	3:22

TEAM STATISTICS

	Rams	Colts
First Downs	27	17
Rushes/Yards	29-124	22-83
Net Passing Yards	359	178
Total Net Yards	483	261
Passing (A-C-I)	30-23-1	28-15-1
Sacks-yards	2-0	2-17
Punts-Avg.	2-52.5	5-43.0
Fumbles/Lost	1/0	0/0
Penalties	4-48	4-38
Time of Possession	32:02	27:58
Field Goals	None	48
3rd-Down Conversion	8/10	4/10
4th-Down Conversion	0/0	0/0

COLTS STARTERS

	Offense	Defense
WR	Terrence Wilkins	LDE Chukie Nwokorie
LT	Tarik Glenn	LDT Josh Williams
LG	Steve McKinney	RDT Ellis Johnson
C	Jeff Saturday	RDE Chad Bratke
RG	Ryan Diem	LLB Marcus Washington
RT	Adam Meadows	MLB Rob Morris
TE	Ken Dilger	RLB Mike Peterson
WR	Marvin Harrison	LCB Jeff Burris
QB	Peyton Manning	RCB David Macklin
RB	Dominic Rhodes	SS Chad Cota
TE	Marcus Pollard	FS Idrees Bashir

INDIVIDUAL STATISTICS

Rushing -	Rams:	Faulk 25-118, 3 TDs; Conwell 2-7; Hodgins 1-0; Warner 1-(-1)
	Colts:	Rhodes 20-83, 1 TD; Manning 1-1, 1 TD; McDougal 1-(-1)
Passing -	Rams:	Warner 30-23-359-3-1 Sacked: 2-0
	Colts:	Manning 28-15-195-0-1 Sacked: 2-17
Receiving -	Rams:	Holt 7-203, 2 TDs; Faulk 7-47, 1 TD; Bruce 5-75; Hakim 3-28; Proehl 1-6
	Colts:	Harrison 5-96; Wilkins 3-35; Dilger 3-24; Pollard 2-31; Rhodes 2-9
Interceptions -	Rams:	Bly 1-0-0-0
	Colts:	Macklin 1-11-11-0
Punts -	Rams:	Baker 2-105-52.5-44.0-54-0
	Colts:	Smith 5-215-43.0-32.2-55-0, 1 In20
KO Returns -	Rams:	Murphy 4-83-29-0
	Colts:	Wilkins 5-119-28-0; Finn 1-8-8-0
Punt Returns -	Rams:	Bly 4-54-32-0, 1 FC
	Colts:	Wilkins 1-17-17-0
QB Sacks -	Rams:	Little 2-17
	Colts:	Washington 1.5-0; Nwokorie 0.5-0
Fumble Recoveries -	Rams:	None
	Colts:	None

16

INDIANAPOLIS COLTS 29, DENVER BRONCOS 10

January 6, 2002

RCA Dome

1:00 p.m.



Weather: Indoors, 72 degrees • **Attendance:** 56,192 • **Time:** 2:55

K-Mike Vanderjagt hit a club-record five field goals, while WR-Marvin Harrison (9-128, 2 TDs receiving) set a club record with 15 scoring seasonal receptions and the club's defense produced five sacks and four interceptions in topping Denver, 29-10. Vanderjagt hit kicks of 22, 40, 45, 22 and 25 yards, while Harrison tallied on 20t and 43t passes from QB-Peyton Manning (16-30-191, 2 TDs/1 int.). Harrison's 109 receptions placed him with WRs-Jerry Rice and Herman Moore as the only NFL players with three consecutive 100+ seasons, while Manning (4,131) joined QBs-Dan Marino and Dan Fouts as the only NFL players with three consecutive 4,000+ passing seasons. DE-Chad Bratzke produced three sacks, while four different Colts snared interceptions. RB-Dominic Rhodes (31-141) notched his fifth 100+ game and finished the season with an NFL rookie undrafted free agent record 1,104 rushing yards.

Broncos	0	7	3	0	10
Colts	9	10	3	7	29

Scoring Summary

		Q	Time	Drive	Time
Colts	Vanderjagt 22 FG	1-	1:47	4-7	1:25
Colts	Vanderjagt 40 FG	1-	4:37	4-0	1:18
Colts	Vanderjagt 45 FG	1-	7:39	5-17	1:10
D	Clark 1 pass from Griese (Elam kick)	2-	0:04	13-71	7:25
Colts	Harrison 20 pass from Manning (Vanderjagt kick)	2-	10:40	12-89	5:29
Colts	Vanderjagt 22 FG	2-	12:12	4-5	1:12
Colts	Vanderjagt 25 FG	3-	4:46	10-62	4:46
D	Elam 25 FG	3-	11:33	15-60	6:47
Colts	Harrison 43 pass from Manning (Vanderjagt kick)	4-	0:06	7-82	3:33

TEAM STATISTICS

	Broncos	Colts
First Downs	17	22
Rushes/Yards	25-115	35-151
Net Passing Yards	104	184
Total Net Yards	219	335
Passing (A-C-I)	32-16-4	30-16-1
Sacks-Yards	5-47	1-7
Punts-Avg.	5-45.6	3-48.3
Fumbles/Lost	1/0	0/0
Penalties	2-15	3-20
Time of Possession	27:22	32:38
Field Goals	54:25	22,40,45,22,25
3rd-Down Conversion	5/12	6/14
4th-Down Conversion	0/0	0/0

COLTS STARTERS

Offense		Defense	
WR	Reggie Wayne	LDE	Brad Sciali
LT	Tarik Glenn	LDT	Josh Williams
LG	Steve McKinney	RDT	Ellis Johnson
C	Jeff Saturday	RDE	Chad Bratzke
RG	Ryan Diem	LLB	Marcus Washington
RT	Adam Meadows	MLB	Sam Sword
TE	Ken Dilger	RLB	Ryan Phillips
WR	Marvin Harrison	LCB	Jeff Burris
QB	Peyton Manning	RCB	David Macklin
RB	Dominic Rhodes	SS	Chad Cota
TE	Marcus Pollard	FS	Ildreess Bashir

INDIVIDUAL STATISTICS

Rushing -	Broncos:	Davis 18-82; Anderson 5-20; Griese 2-13
	Colts:	Rhodes 31-141; McDougal 2-8; Manning 2-2
Passing -	Broncos:	Griese 32-16-151-1-4 Sacked: 5-47
	Colts:	Manning 30-16-191-2-1 Sacked: 1-7
Receiving -	Broncos:	Smith 7-92; Clark 4-20, 1 TD; Cole 1-17; Carter 1-8; Coleman 1-7
	Colts:	Kasper 1-7; Carswell 1-0
Interceptions -	Broncos:	Harrison 9-128, 2 TDs; Rhodes 2-30; Wayne 2-17; Pollard 2-11; Dilger 1-5
	Colts:	O'Neal 1-0-0-0
Punts -	Broncos:	Burris 1-26-26-0; Phillips 1-18-18-0; Macklin 1-1-1-0; Walls 1-0-0-0
	Colts:	Rouen 5-228-45.6-38.2-52-0, 3 In20
KO Returns -	Colts:	Smith 3-145-48.3-43.7-52-0, 1 In20
	Broncos:	Cole 6-133-28-0; Kasper 2-44-24-0
	Colts:	McDougal 2-45-25-0; Insley 1-23-23-0
Punt Returns -	Broncos:	O'Neal 2-14-11-0, 1 FC
	Colts:	Insley 2-37-33-0, 1 FC
QB Sacks -	Broncos:	Kennedy 1-7
	Colts:	Bratzke 3-16; Sword 1-24; Johnson 1-7
Fumble Recoveries -	Broncos:	None
	Colts:	None

2001 DEFENSIVE STATISTICS

Player	TACKLES			SPECIAL TEAMS			QUARTERBACK		PASSES		FF	FR	BLKD KICK		
	Total	Solo	Asst	Total	Solo	Asst	Sack-Yard	Hit	Int-Yd	Def B			FG	PAT	
Morris	128	79	49				1.0- 4.0	1							
Washington	119	81	38	2	1	1	8.0-28.5	18		2					
Cota	112	83	29						2:21	5		1			
Bashir	90	62	28	7	6	1			1- 0	6					
Peterson	85	51	34				1.5- 8.5	4	2:18	4		1			
Bratzke	80	50	30				8.5-48.5	20		1		1	1		
Nwokorie	71	40	31	1	1	0	5.0-19.5	23			3	1	3		
Williams	68	33	35				3.0-21.0	20		2			1		
Burris	66	56	10						3:69	12					
Johnson	61	25	36				3.5-38.5	27		2		1			
Macklin	57	46	11				0.5- 1.5	1	3:15	13		1	1		
Scioli	48	25	23				4.0-39.0	2		1	2		1		
Phillips	47	25	22	11	4	7	1.0- 7.0	2	1:18	1					
Bird	29	22	7	14	8	6	0.5- 1.5	3		1					
Sword	27	15	12	22	10	12	1.0-24.0	2		3					
Wells	26	11	15					2		1					
Peter	26	7	19				1.0- 8.0	2							
Harper	23	15	8	11	5	6			2:17	10			1		
Thomas	15	5	10				1.5- 7.5	9							
Smith, T.	13	9	4	9	7	2				2					
Doering	9	8	1	22	17	5				1					
Walls	3	3	0	3	0	3			1- 0	1					
Crosby	2	2	0	22	18	4						1	1		
Brooks	2	1	1	1	0	1									
Morton	2	1	1	23	14	9									
Barnes	2	0	2												
Olsen	1	0	1												
Hampton				11	7	4									
Finn				15	10	5									
Thompson				10	5	5									
Snow				7	3	4									
McDougal				5	1	4									
Smith, H.				3	2	1									
Vanderjagt				3	2	1									
Pollard				2	2	0									
McKinney				1	1	0									



DB-Idrees Bashir started 15 games during his rookie season, producing 90 tackles and one interception.

2001 COLTS GAME-BY-GAME OFFENSE

OPP	-1st Downs-			Down Conv.			NET OFF			--RUSHING--			--PASSING--					-TDS-			-FGS--FUM-		-PEN--		-PUNTS-		
	T	R	P	3rd	4th	Conv.	Total	PL	Yds	Att	Avg	Net	Sa-	Yds	Gross	Att-Com	TD	In	R	P	Rt	M-A	No-Ls	No-Yds	No-Avg	TOP	
@NYJ	22	7	14	1/1	7/13	1/1	376	63	154	30	5.1	222	1-9	231	32-22	2	2	2	2	2	2	1-1	1-1	2-10	3-50.3	28-50	
BUF	28	11	13	4/10	6/10	0/0	555	60	137	30	4.6	418	1-3	421	29-23	4	2	2	4	0	0	0-1	2-1	8-59	0-0.0	29-23	
@NE	20	4	15	5/12	2/2	3/22	352	70	82	24	3.4	240	3-13	253	43-25	1	3	1	0	0	0	0-0	1-0	5-60	6-44.8	28-07	
OAK	26	6	16	4/12	0/0	3/52	69	118	27	4.4	234	1-7	241	41-26	2	0	2	0	2	0	2	0-2	0-0	7-38	6-44.7	31-08	
NE	28	13	14	1/13	0/0	4/84	72	179	34	5.3	305	4-30	335	34-22	1	0	0	1	0	0	3-5	3-2	4-53	2-34.0	33-25		
@KC	17	7	9	1/16	0/0	3/73	66	144	33	5.9	179	3-22	201	30-17	2	0	1	2	1	2	1	0	3-3	1-1	7-54	5-47.8	32-29
@Buf	17	8	9	0/9	0/0	3/05	68	194	37	3.9	161	4-38	199	27-17	1	0	2	1	0	2	1	0	3-3	1-1	3-35	7-44.1	37-02
MIA	19	4	12	3/12	0/1	2/89	61	65	25	2.6	224	3-29	253	33-20	3	2	0	3	0	1	0	1-1	2-1	5-25	6-43.5	31-00	
@NO	18	4	11	3/6/12	0/0	3/39	51	77	23	3.3	262	0-1	262	28-18	1	1	1	1	1	0	0	2-2	0-0	7-77	5-40.6	27-10	
SF	30	9	21	0/13	1/2	4/91	84	127	32	4.0	364	1-6	370	51-31	4	2	1	0	1	0	0	1-3	1-0	6-80	3-41.3	38-50	
@Bal	16	2	14	0/5/16	0/0	3/14	68	51	17	3.0	263	3-47	310	48-27	2	1	0	2	1	2	2	3-3	6-83	7-37.0	29-21		
@Mia	16	4	11	1/2/8	0/0	2/54	51	84	18	4.7	170	1-3	173	32-19	0	3	0	0	2	2	0	2-1	5-63	3-52.7	24-52		
ATL	29	11	16	2/7/14	0/0	5/12	68	187	33	5.7	325	0-0	325	35-23	3	1	2	3	0	0	0	2-0	1-0	5-23	4-50.5	31-10	
NYJ	18	6	11	1/3/10	1/2	3/93	56	133	18	7.4	260	2-7	267	36-26	1	0	1	2	0	2	0	2-3	2-2	2-10	3-42.7	25-06	
@SL	17	7	7	3/4/10	0/0	2/61	52	83	22	3.8	178	2-17	195	28-15	0	1	2	0	0	1	0	1-1	0-0	4-38	5-43.0	27-58	
DEN	22	7	13	2/6/14	0/0	3/35	66	151	35	4.3	184	1-7	191	30-16	2	1	0	2	0	2	0	5-5	0-0	3-20	3-48.3	32-38	

TOT 343 110 206 27 85/205 5/ 8 5955 1025 1966 438 4.5 3989 30-238 4227 557-349 26 23 16 27 4 28-34 20-15 76-730 68-44.5 30-32

2001 COLTS GAME-BY-GAME DEFENSE

OPP	-1st Downs-			Down Conv.			NET OFF			--RUSHING--			--PASSING--					-TDS-			-FGS--FUM-		-PEN--		-PUNTS-	
	T	R	P	3rd	4th	Conv.	Total	PL	Yds	Att	Avg	Net	Sa-	Yds	Gross	Att-Com	TD	In	R	P	Rt	M-A	No-Ls	No-Yds	No-Avg	TOP
@NYJ	17	9	8	0/14	0/2	6/13	330	61	138	29	4.8	192	1-7	199	31-18	2	0	1	1	1	1	1-1	3-2	3-30	5-47.6	31-10
BUF	21	5	13	3/5/13	1/1	3/74	63	145	22	6.6	229	4-28	257	37-24	1	1	1	1	1	1	1	2-3	0-0	19-133	4-47.3	30-37
@NE	19	8	10	1/7/15	1/1	3/36	63	177	39	4.5	159	1-9	168	23-13	0	3	0	3	0	2	3-3	0-0	7-65	5-35.0	31-53	
OAK	18	5	13	0/6/14	0/0	3/17	65	101	30	3.4	216	3-27	243	32-18	0	0	1	0	1	0	1	3-4	1-0	10-61	5-52.4	28-52
NE	19	6	12	1/5/13	0/1	3/85	51	123	30	4.1	262	0-0	262	21-17	4	0	1	4	0	1	0	1-1	0-0	4-35	3-36.3	26-35
@KC	25	4	18	3/5/13	0/0	4/15	69	101	23	4.4	314	3-10	324	43-22	3	3	0	3	0	3	0	2-2	0-0	2-10	6-40.7	27-21
@Buf	14	4	9	1/5/14	0/2	2/32	60	84	21	4.0	148	6-24	172	33-17	1	0	0	1	0	1	0	1-1	2-2	4-20	6-43.7	22-58
MIA	14	5	9	0/5/14	1/1	3/75	59	134	28	4.8	241	1-18	259	30-17	2	2	1	2	0	2	0	2-2	1-1	9-65	6-44.3	29-00
@NO	25	8	14	3/3/9	0/1	3/78	63	157	37	4.2	221	4-28	249	22-19	2	0	2	2	0	2	0	2-0	0-0	6-51	2-41.0	32-50
SF	16	6	9	1/2/9	0/0	3/40	48	171	23	7.4	169	3-10	179	22-14	2	1	2	1	2	1	2	2	0-0	8-58	6-42.5	21-10
@Bal	20	4	14	2/6/15	0/0	3/98	70	130	31	4.2	268	0-0	268	39-23	2	1	1	2	1	2	1	4-5	3-3	6-47.0	30-39	
@Mia	24	12	11	1/9/14	2/2	3/66	65	183	38	4.8	183	1-8	191	26-14	3	0	3	0	0	0	0	0-0	4-40	3-31.0	35-08	
ATL	21	2	15	4/6/15	1/3	3/16	65	66	19	3.5	250	6-41	291	40-24	0	1	2	0	1	2	0	2-2	3-1	7-83	4-42.3	28-50
NYJ	26	11	15	0/7/16	1/1	4/51	79	166	31	5.4	285	0-0	285	48-28	2	2	0	2	0	2	0	5-6	1-0	2-15	1-36.0	34-54
@SL	27	10	17	0/8/10	0/0	4/83	61	124	29	4.3	359	2-0	359	30-23	3	1	3	3	0	0	0	1-0	4-48	2-52.5	32-02	
DEN	17	9	8	0/5/12	0/0	2/19	62	115	25	4.6	104	5-47	151	32-16	1	4	0	1	4	0	1	1-2	1-0	2-15	5-45.6	27-22

TOT 323 108 195 20 90/207 7/15 5715 1004 2115 455 4.6 3600 40-257 3857 509-311 30 15 20 30 7 30-36 16-10 96-759 67-42.7 29-28

INDIVIDUAL RUSHING GAME-BY-GAME

Date	Opponent	EDGERRIN JAMES					PEYTON MANNING					KEVIN McDUGAL				
		Att	Yds	Avg	LG	TD	Att	Yds	Avg	LG	TD	Att	Yds	Avg	LG	TD
9/9	at NYJ	28	135	4.8	29†	2	2	19	9.5	10	0					
9/23	vs. Buffalo	23	111	4.8	23	1	7	26	3.7	19	1					
9/30	at New England	17	55	3.2	9	0	2	14	7.0	10†	1					
10/14	vs. Oakland	26	116	4.5	17	0	1	2	2.0	2	0					
10/21	vs. New England	30	143	4.8	20	0	2	5	0.5	1	0					
10/25	at Kansas City	27	102	3.8	20	0	2	5	2.5	6	0					
11/4	at Buffalo						3	44	14.7	33†	1					
11/11	vs. Miami						1	5	5.0	5	0	10	18	1.8	7	0
11/18	at New Orleans						4	7	1.8	2	0					
11/25	vs. S.F.						1	0	0.0	0	0	4	23	5.8	12	0
12/2	at Baltimore						1	9	9.0	9	0					
12/10	at Miami						1	5	5.0	5	0					
12/16	vs. Atlanta						4	10	2.5	13	0					
12/23	vs. NYJ						1	7	7.0	0	0					
12/30	at St. Louis						1	1	1.0	1†	1	1	-1	-1.0	-1	0
1/6	vs. Denver						2	2	1.0	3	0	2	8	4.0	5	0
TOTAL		151	662	4.4	29†	3	35	157	4.5	33†	4	17	48	2.8	12	0

Date	Opponent	DOMINIC RHODES					JEROME PATHON					MARVIN HARRISON				
		Att	Yds	Avg	LG	TD	Att	Yds	Avg	LG	TD	Att	Yds	Avg	LG	TD
9/9	at NYJ															
9/23	vs. Buffalo															
9/30	at New England						1	-1	-1.0	-1	0					
10/14	vs. Oakland															
10/21	vs. New England	4	21	5.3	9	0										
10/25	at Kansas City	4	87	21.8	77†	1										
11/4	at Buffalo	34	100	2.9	16	1										
11/11	vs. Miami	14	42	3.0	14	0										
11/18	vs. Miami	18	67	3.7	14	1										
11/25	vs. S.F.	27	104	3.9	17	2						1	3	3.0	3	0
12/2	at Baltimore	16	42	2.6	6	0										
12/10	at Miami	17	79	4.6	17	0										
12/16	vs. Atlanta	29	177	6.1	35	2										
12/23	vs. NYJ	17	126	7.4	46†	1										
12/30	at St. Louis	20	83	4.2	18	1										
1/6	vs. Denver	31	141	4.5	16	0										
TOTAL		233	1104	4.7	77†	9	1	-1	-1.0	-1	0	1	3	3.0	3	0

INDIVIDUAL PASSING GAME-BY-GAME

Date	Opponent	PEYTON MANNING									
		Att.	Comp.	Yds	Pct.	TD	Int	LG	Rating	S	Yds
9/9	at NYJ	32	22	231	68.8	2	2	21†	84.2	1	9
9/23	vs. Buffalo	29	23	421	79.3	4	2	60†	129.6	1	3
9/30	at New England	34	20	196	58.8	1	3	26	48.2	2	7
10/14	vs. Oakland	41	26	241	63.4	2	2	28	75.4	1	7
10/21	vs. New England	34	22	335	64.7	1	0	68	106.9	4	30
10/25	at Kansas City	30	19	201	63.3	2	0	47†	105.0	3	22
11/4	at Buffalo	27	17	199	63.0	1	0	43	97.6	4	38
11/11	vs. Miami	33	20	253	60.6	3	2	45	89.6	3	29
11/18	at New Orleans	28	18	262	64.3	1	1	86†	91.7	0	0
11/25	vs. S.F.	51	31	370	60.8	1	4	39	56.8	1	6
12/2	at Baltimore	48	27	310	56.3	2	1	57†	81.1	3	47
12/10	at Miami	32	19	173	59.4	0	3	17	35.0	1	3
12/16	vs. Atlanta	35	23	325	65.7	3	1	36	112.2	0	0
12/23	vs. NYJ	35	25	228	71.4	1	0	28†	98.3	2	7
12/30	at St. Louis	28	15	195	53.6	0	1	36	60.9	2	17
1/6	vs. Denver	30	16	191	53.3	2	1	43†	81.4	1	7
TOTAL		547	343	4131	62.7	26	23	86†	84.1	29	232

Date	Opponent	MARK RYPIEN									
		Att.	Comp.	Yds	Pct.	TD	Int	LG	Rating	S	Yds
9/30	at New England	9	5	57	55.6	0	0	21	74.8	1	6
TOTAL		9	5	57	55.6	0	0	21	74.8	1	6

Date	Opponent	KEN DILGER									
		Att.	Comp.	Yds	Pct.	TD	Int	LG	Rating	S	Yds
12/23	vs. NYJ	1	1	39	0.0	1	0	39†	158.3	0	0
TOTAL		1	1	39	0.0	1	0	39†	158.3	0	0

HISTORY OF THE COLTS

Professional football came to Indianapolis March 28, 1984, when Colts owner Robert Irsay moved the historic NFL franchise from Baltimore to Indianapolis—the friendly heart of the midwest.

The roots of the franchise go back to December 28, 1946, when the bankrupt Miami Seahawks of the All-America Football Conference were purchased and relocated in Baltimore by a group headed by Bob Rodenberg. As the result of a contest in Baltimore, won by Charles Evans of Middle River, Md., the team was renamed the "Colts."

On September 7, 1947, wearing green and silver uniforms, the Colts under Head Coach Cecil Isbell won their initial AAFC game, 16-7, over the Brooklyn Dodgers. The team concluded its inaugural season before a record Baltimore crowd of 51,583 losing to the New York Yankees, 21-7. The Colts finished the year with a 2-11-1 record good for a fourth-place finish in the Eastern Division.

The Colts completed the 1948 season with a 7-8 record, tying the Buffalo Bills for the division title. The Colts compiled a 1-11 slate in 1949. The All-American Football Conference and the National Football League merged in 1950 and the Colts became a member of the NFL. After posting a 1-11 record for the second consecutive year, the franchise was dissolved by the league on January 18, 1951, because of its failing financial condition.

After two full seasons without professional football, NFL Commissioner Bert Bell challenged the franchise in December of 1952 to sell 15,000 season tickets within six weeks in order to re-enter the NFL. That 15,000-ticket quota was reached in four weeks and three days.

On January 23, 1953, under the principal ownership of Carroll Rosenbloom, the NFL's Dallas Texans franchise was moved to Baltimore where, keeping the "Colts" nickname, the Texans team colors of blue and white were inherited.

Before their first NFL season, the "new" Baltimore Colts engineered one of the biggest trades in sports history. In a deal with the Cleveland Browns involving 15 players, Baltimore received 10 Browns in exchange for five Colts. Among the players who came to Baltimore in the deal were Don Shula, Bert Rechichar, Carl Taseff and Art Spinney. These players helped the Colts open the 1953 NFL season with a 13-9 upset of the Chicago Bears in a game where Bert Rechichar set a then-NFL record with a 56-yard field goal.

In 1954, the Colts hired Weeb Ewbank as head coach. Ewbank would guide the Colts for the next nine seasons (the longest tenure of any Colts head coach) and lead the club to two conference and world championships.

On November 30, 1958, the Colts clinched their first Western Conference title with a 35-27 win over San Francisco before a record home sellout crowd of 57,557. Four weeks later, Baltimore won its first World Championship, downing the New York Giants, 23-17, in the fabled "sudden-death" overtime contest at Yankee Stadium. The Colts repeated as champion in 1959, clinching their second Western Conference crown and defeating the Giants, 31-16, in Baltimore for the World Championship.

In January, 1963, Don Shula replaced Weeb Ewbank as the team's third head coach since 1953. During the 1963 campaign, quarterback John Unitas led the Colts offense to eight team records and set a then-NFL individual passing mark of 237 completions. The Colts won a club-record eleven consecutive games in 1964, enroute to clinching their third Western Conference title and first under Shula. During that campaign, Raymond Berry caught his 506th career pass and Lenny Moore scored 20 touchdowns, both NFL records at the time. The following year, Baltimore tied Green Bay for the Western Conference title. With halfback Tom Matte quarterbacking the club because of injuries to John Unitas and Gary Cuozzo, the Colts lost a controversial 13-10 "sudden-death" playoff contest to the Packers.

Under Shula, Baltimore made its first Super Bowl appearance in 1968. The club finished first in the Coastal Division with a 13-1 mark, then defeated Minnesota, 24-14, in the Western Conference Championship game and blanked Cleveland, 34-0, for the NFL Championship. The team went on to face the American Football League Champion New York Jets in Super Bowl III, losing a 16-7 upset.

In May of 1969, the NFL merged with the AFL and Baltimore, Pittsburgh and Cleveland joined the old AFL teams to form the American Football Conference of the NFL. For the 1970 season, the Colts were situated in the Eastern Division of the AFC and on September 20, the club won its first AFC game, 16-14, over San Diego. In mid-December, Baltimore clinched its first Eastern Division Championship with a 20-14 win at Buffalo, then defeated Cincinnati and Oakland in the playoffs to win the AFC Championship. On January 17, 1971, the Colts defeated the Dallas Cowboys in Super Bowl V, 16-13, on Jim O'Brien's 32-yard field goal with five seconds remaining in the game.

In July, 1972, the Colts came under new ownership as Robert Irsay acquired the club from Carroll Rosenbloom in exchange for the Los Angeles Rams.

In 1974, two young Colt stars established NFL records as running back Lydell Mitchell carried the ball 40 times against the New York Jets at Shea Stadium and quarterback Bert Jones completed 17 consecutive passes against the same Jets club later in the season. Mitchell set another mark that season, winning the league pass receiving title with 72 receptions.

In 1975, Mitchell would continue his record-setting pace by becoming the first running back in Colt history to rush for 1,000 yards, gaining 1,193 yards on 289 carries.

After posting a 2-12 record in 1974, Baltimore's fortunes began to change with the hiring of Ted Marchibroda as head coach in February, 1975. Marchibroda led the Colts to three consecutive Eastern Division titles before posting back-to-back 5-11 seasons in 1978 and 1979.

The Colts named Mike McCormack to replace Marchibroda as head coach in January, 1980. The Colts improved to a 7-9 record in 1980 before recording the worst record in club history to date with a 2-14 slate in 1981.

On December 21, 1981, the Colts named Frank Kush to replace McCormack as head coach. In addition, club owner Robert Irsay announced the appointment of Ernie Accorsi as general manager on May 16, 1982.

Under Kush's guidance, the Colts recorded their first winning preseason record (3-2) since 1970. After two weeks

of regular season play, a players' strike resulted in the loss of seven games per team from the 1982 schedule, and each team played a nine-game schedule. The Colts finished the season with a record of 0-8-1.

The Colts received the first selection in the April 26, 1983, NFL Draft and selected Stanford QB-John Elway. Six days later on May 2, the Colts traded Elway to Denver in exchange for the Broncos' 1983 first-round choice, offensive tackle Chris Hinton, along with quarterback Mark Herrmann and Denver's first round choice in the 1983 NFL Draft.

In 1983, the Colts forged the biggest turnaround in NFL history for a team that had gone winless the previous season. The 1983 Colts were 6-4 after week 10 and then went 7-9 on the season. Rookie Chris Hinton earned a starting berth at offensive guard for the AFC in the Pro Bowl. The Colts' running game came together as Curtis Dickey and Randy McMillan combined for just shy of 2,000 yards rushing to rank first in the AFC and second in the NFL.

Following the 1984 season, President Robert Irsay and General Manager Jim Irsay appointed Rod Dowhower as head coach on January 28, 1985. Dowhower posted a 5-11 mark that season with a club that rushed for a conference-leading 2,439 yards, fifth-best in the NFL. The team averaged 5.0 yards per attempt to lead the NFL, while marking the first time in a decade that an AFC team achieved that feat.

On December 1, 1986, Ron Meyer succeeded Dowhower as head coach. Meyer led the club to the AFC Eastern Division title in 1987, before falling in the Divisional Playoffs. Indianapolis earned a 9-7 record in 1988 and an 8-8 mark in 1989, but lost playoff positions on the last weekend of each season. RB-Eric Dickerson, acquired in a blockbuster trade on October 31, 1987, won the NFL rushing title in 1988 with 1,659 yards. The Colts produced a 7-9 record in 1990. Meyer earned a 36-35 regular season record with the club before being succeeded by Rick Venturi on October 1, 1991. Ted Marchibroda returned to the Colts as head coach on January 28, 1992. Marchibroda led the Colts to a 9-7 record in 1992, the second time he guided the team to a then NFL-best eight-game one-season turnaround. The Colts posted a 4-12 record in 1993 and an 8-8 mark in 1994.

The 1995 Colts earned a 9-7 record, then posted playoff wins at San Diego and Kansas City. The team dropped a 20-16 decision at Pittsburgh in the AFC Championship Game. Marchibroda's tenure with the club ended on February 9, 1996. His 73 career victories tied Don Shula for most by a Colts head coach. Lindy Infante succeeded Marchibroda on February 15, 1996. The Colts earned a 9-7 record in 1996, qualifying for the playoffs in consecutive seasons for the first time since 1975-77. Jim Irsay assumed the position of Owner and Chief Executive Officer in 1997, and Bill Polian was named president on December 22, 1997, one day after the club finished a 3-13 season. Jim Mora succeeded Infante as head coach on January 12, 1998. The Colts were 3-13 in 1998, but received solid performances from RB-Marshall Faulk and QB-Peyton Manning. Faulk's 2,227 yards from scrimmage set a club record, while Manning (326-575-3,739, 26 TDs) set NFL rookie records in every passing category.

In 1999, the Colts produced a 10-game turnaround from 1998 by earning a 13-3 record and the AFC Eastern Division title. The 10-game one-season improvement was the best by any team in the NFL's 80 seasons. The club won eleven straight games, tying the franchise record achieved two other times (1964, 1975-76). The offense produced Pro Bowlers in Manning, RB-Edgerrin James and WR-Marvin Harrison, while K-Mike Vanderjagt won the NFL scoring title. The club earned a home playoff game for the first time in its Indianapolis era, but fell to Tennessee, 19-16.

The Colts earned a 10-6 record in 2000, and reached the AFC Wildcard round before ending the year with a 23-17 overtime loss at Miami. The back-to-back 10+ victory seasons were a first for the club since 1976-77. Manning (4,413) and James (1,709, 2,303) won the NFL passing yardage, rushing yardage and yards from scrimmage titles.

The Colts were 6-10 in 2001, but Manning (4,131) and Harrison (109) had outstanding yardage and reception seasons. Manning became the third NFL player with three consecutive 4,000+ seasons, while Harrison became the third NFL player with three straight 100+ seasons. K-Mike Vanderjagt (114-130, .877) ended the season as the NFL's most accurate career field goal kicker. Tony Dungy succeeded Jim Mora as head coach on January 22, 2002.

In nearly 50 years of National Football League competition, the Colts have achieved a 354-373-7 record, including three World Championships and 10 Conference or Division titles.

The success of the Colts franchise is exemplified by the number of Colts who have been inducted into the Pro Football Hall of Fame. A total of eleven Colts have been selected for enshrinement including Raymond Berry, Art Donovan, Ted Hendricks, John Mackey, Gino Marchetti, Lenny Moore, Jim Parker, John Unitas and Head Coaches Weeb Ewbank and Don Shula from the Baltimore era and RB-Eric Dickerson from the Indianapolis era.

HISTORICAL HIGHLIGHTS

1946

(12/28) Bankrupt Miami Seahawks franchise of All-America Football Conference moved to Baltimore. Bob Rodenberg headed purchasing group and the team was renamed "Colts" via a fan contest.

1947

(2/10) Cecil Isbell named head coach. **(9/7)** Colts won inaugural AAFC game, defeating Brooklyn Dodgers, 16-7, before 27,418 fans at Baltimore Stadium. **(9/28)** New York Yankees defeated Colts, 21-7, before a then-record Baltimore crowd of 51,583. Colts placed fourth in Eastern Division with 2-11-1 record, while drawing 199,661 fans.

1948

(Spring) Colts reorganized with more than 200 stockholders. Jake Embry named president and Walt Driskill named general manager. **(12/12)** Buffalo Bills defeated Colts in playoff game for Eastern Division title in Baltimore, 28-17, in a game marked by a near-riot. Colts finished 7-8 under Cecil Isbell. G-Dick Barwegan named all-league. Attendance totaled 244,502.

1949

(Spring) Walt Driskill succeeded Embry as president, while continuing as general manager. **(Fall)** Cecil Isbell fired after first four games and Driskill named head coach. Team finished seventh in the Eastern Division with 1-11 record. G-Dick Barwegan was named all-league again. **(12/9)** The National Football League and the AAFC reached a "peace" agreement and the Colts were assigned to the NFL for the 1950 season. **(12/18)** Abraham Watner named president.

1950

(Spring) Clem Crowe named head coach. **(11/5)** Down 21-10 in fourth quarter, DBs-Jim Owens, Frank Spavital and Herb Rich returned interceptions for scores as Colts topped Green Bay, 41-21, for only win. Spavital also scored on a 96t rush. **(12/10)** Rich ended season 12-22.0 avg. for punt returns, the highest seasonal average in NFL history. Colts concluded 1-11 season with 15-14 loss to Yanks at Yankee Stadium. Yanks later became the Baltimore Colts. Colts finished as 13th team to complete a season without making a field goal (0-4). The Dallas Texans (1952) became the last team to do it.

1951

(1/18) Watner withdrew franchise and was paid \$50,000 for players by NFL. 1952 **(12/3)** Commissioner Bert Bell, addressing the Advertising Club, issued a challenge to Colts fans to sell 15,000 season tickets in six weeks to re-enter NFL. **(12/8)** The ticket drive officially began and the quota was reached in four weeks, three days.

1953

(1/11) Carroll Rosenbloom, with 52 percent control, headed an ownership group that included William F. Hilgenberg, Zanvyl Krieger, Thomas Mullan, Sr., and R. Bruce Livie. **(1/23)** The Dallas Texans franchise moved to Baltimore. Don Kelleit named president/general manager. Keith Molesworth named head coach. **(3/25)** Baltimore and Cleveland collaborated on one of the biggest deals in sports history, a trade that involved 15 players. Baltimore acquired 10 players from Cleveland in exchange for five Colts. The Colts obtained QB-Harry Agganis, T-Dick Batten, E-Gern Nagler, HB-Bert Rechichar, G-Ed Sharkey, T-Stu Sheetz, HB-Don Shula, E-Art Spinney, HB-Carl Taseff and G-Elmer Willhoite for LB-Tom Callin, T-Don Colo, G-Hershel Forrester, T-Mike McCormack and HB-John Pettibon. **(9/27)** Colts upset Chicago, 13-9, in NFL opener at Memorial Stadium. K-Bert Rechichar's 56-yard field goal surpassed Detroit's K-Glenn Presnell (54, at GB 10/7/34) as the longest in NFL history. It would stand as the NFL's longest until a 63-yarder by Tom Dempsey (New Orleans) on 11/8/70. **(11/22)** Rams RB-Dan Towler rushed 14-205, 1 TD against Colts, a record number of yards gained by a back against the Colts until RB-Barry Sanders (216) in 1997.

1954

(Spring) Weeb Ewbank named head coach. **(9/26)** Colts dropped 48-0 decision to Los Angeles and ordered plastic facemasks for helmets for first time.

1955

(10/1) Alan Ameche rushed 21-153 against Detroit to become the first NFL rookie to gain 100+ yards in first two career games. Ameche had 194-yard rushing debut 9/25/66 vs. Chicago, including a 79t rush on his first career attempt. **(10/16)** Colts dropped 38-10 decision at Chicago. Bears RB-Rick Casares had 81t rush, the longest ever allowed by the Colts. **(12/11)** Ameche ended season 213-961, 9 TDs to win the NFL rushing title.

1956

(10/14) DB-Carl Taseff had 90t punt return against Green Bay (at Milw.), the longest in Colts history. **(10/21)** QB-John Unitas (9-19-131, 1 TD/int.) made debut in 58-27 loss at Chicago. Taseff had 96t return of a missed field goal, the longest in Colts history. **(10/28)** Playing in fifth career game, RB-Lenny Moore rushed 13-185, 2 TDs rushing, including 72- and 79-yard scoring bursts. **(11/11)** Moore produced 70t rush at Cleveland in 21-7 win, totaling 11-120 for the game and three 70t+ rushes in two games. **(12/23)** Colts topped Washington, 19-17, as Moore ended season with 7.5 rushing average, the best in Colts history.

1957

(2/4) Carroll Rosenbloom named president. **(9/29)** Horseshoes placed on the side of Colts helmets for first time. **(11/10)** WR-Raymond Berry was 12-224, 2 TDs to set club receiving yardage record, while performance stands as one of only three 200+ games in Colts history (210, WR-Roger Carr at NYJ 10/24/76; WR-Reggie Langhorne at Wash. 11/7/93). **(12/8)** Colts dropped 17-13 contest in final minute at San Francisco after entering day at 7-3 and one game ahead of 49ers and Detroit in Western Conference. Colts dropped finale at Los Angeles one week later, 37-21, to finish third in conference.

1958

(10/26) Rookie DB-Lenny Lyles had 101t KOR vs. Washington to become first player ever with two 100t KOR in same season (other was 103t vs. Chicago 10/4). **(11/2)** Colts recorded first shutout, 56-0 over Green Bay, marking their sixth straight win and setting the club record for largest margin of victory. **(11/16)** Colts defeated Chicago, 17-0, marking the first time the Bears were blanked in 149 games. **(11/30)** Colts clinched first Western Division title, 35-27, over San Francisco before second straight record crowd of 57,577. QB-John Unitas tossed a scoring pass in a 23rd straight game to set a new NFL record (QB-Cecil Isbell, 22 games, Green Bay 1941-42). **(12/28)** Colts defeated the New York Giants, 23-17, at Yankee Stadium in "sudden death" game for World Championship. Weeb Ewbank and 12 players from "The Greatest Game Ever Played" eventually became NFL Hall of Famers.

1959

(12/12) Colts scored 21 fourth-quarter points to rally from 10-point deficit to defeat Los Angeles, 45-26, for their second Western Division title. DB-Milt Davis and LB-Don Shinnick finished season tied for NFL interception lead (7), the first time in NFL history teammates tied for league lead with that honor. Unitas finished the season as only NFL player ever to toss 30+ TD passes (32) in a 12-game season. **(12/27)** Colts scored 24 fourth-quarter points to repeat as World Champions, 31-16 over New York Giants. Colts later tabbed for Pro Football Hall of Fame Team of the 1950s: WR-Raymond Berry, DT-Art Donovan, DE-Gino Marchetti, RB-Lenny Moore, OG/T-Jim Parker.

1960

(12/11) QB-John Unitas failed to throw a touchdown pass in 10-3 loss at Los Angeles, snapping an NFL record streak of 47 consecutive games with a scoring loss (G10-1956 through G10-1960). The mark stands today as one of the most enduring standards in sports. **(12/18)** Unitas finished season as only NFL player ever to toss for 3,000+ yards (3,099) in a 12-game season. Unitas finished season as NFL leader in scoring passes for a league record fourth straight time, while he was later joined by QB-Len Dawson (Dallas/KC) as the only players to lead NFL in scoring passes four times. WR-Raymond Berry set club seasonal record with 1,298 receiving yards. Colts finished as only team to have 3000+ passer and 1000+ receiver in a 12-game schedule.

1961

(11/26) Colts topped Washington, 27-6. Colts DB-Gary Glick and Redskins DB-Jim Kerr each had three interceptions. **(12/16)** QB-John Unitas (420) tied an NFL record with his fourth season of most pass attempts (Sammy Baugh, Washington). The mark was later tied by George Blanda (Chicago, Houston) and Dan Marino (Miami). Unitas topped NFL attempts from 1959-61 to set league record (later tied by Blanda and Drew Bledsoe, New England) for consecutive seasons as attempts leader. K-Steve Myhra led the NFL with 21 field goals. Colts defense led NFL in fewest yards allowed (3,782) and fewest passing yards allowed (1,913).

1962

(10/14) Colts posted 36-14 win at Cleveland, holding RB-Jim Brown to 14-11 rushing. **(12/8)** E.R.C. Owens, who joined Colts during season after being first player ever to play out option and jump teams (from SF) without compensation, became the first player believed to block a field goal at his own crossbar. Owens blocked a 40-yard attempt by Washington's Bob Khayat in 34-21 Colts win. **(December)** Jim Parker became one of few players voted all-pro at two positions (G/T) in same season (also T/LB-George Connor, Chicago and G/T-Forrest Gregg, Green Bay).

1963

(1/8) Don Shula named head coach. DE-Gino Marchetti and LB-Bill Pellington later named first player-coaches. **(12/15)** QB-John Unitas concluded season with eight team records and an NFL-record 237 completions, besting 235 by QB-Sonny Jurgensen (Philadelphia, 1961). K-Jim Martin topped NFL with 24 field goals and Colts yielded NFL-fewest 3,296 passing yards.

1964

(1/20) Carroll Rosenbloom purchased all remaining stock to gain full Colts ownership. **(10/12)** Colts topped St. Louis in game moved to Baltimore due to World Series. RB-Tom Matte had 80+ rush, the longest in Colts history. **(11/22)** Colts defeated Los Angeles, 24-7, for club-record 10th straight win and a third Western Conference title. **(12/13)** WR-Raymond Berry finished season with 506 career receptions, taking the NFL all-time lead from Billy Howton (503). RB-Lenny Moore's 20 touchdowns eclipsed the prior NFL seasonal record of 19 (Jim Taylor, Green Bay, 1962). **(12/27)** Colts dropped NFL title game at Cleveland, 27-0. Don Shula was consensus NFL Coach of the Year and QB-John Unitas was consensus NFL MVP. DE-Gino Marchetti made 10th Pro Bowl and was tabbed consecutively for game from 1954-64 (missed 1958 with injury).

1965

(9/26) RB-Lenny Moore failed to score a touchdown vs. Green Bay at Milw., ending streak of 18 straight games with a touchdown, an NFL record that still stands (G7-9, 1963; G1-14, 1964; G-1, 1965). Moore had rushing touchdowns in eleven straight games (G8-9, 1963; G1-9, 1964) during the streak to set an NFL record (since broken). **(11/14)** QB-Gary Cuozzo was 16-26-208, 5 TDs in 41-21 win at Minnesota, setting club record for single-game scoring passes (later tied by QB-Gary Hogeboom in replacement game at Buffalo 10/4/87). **(12/26)** Playing RB-Tom Matte under center for injured QBs-John Unitas and Cuozzo, Colts dropped "sudden death" Western Conference title tilt at Green Bay, 13-10. A controversial field goal sent the game into overtime.

1966

(6/8) NFL and American Football League announced merger for 1970 season. **(9/18)** QB-John Unitas was 14-22-241, 4 TDs passing as Colts topped Minnesota, 38-23. Unitas (213) passed QB-Y.A. Tittle (212) for most touchdown passes in NFL history, a record he held until his retirement (since broken). **(9/25)** K-Lou Michaels set club record with 18 kick-scoring points in 36-14 win versus San Francisco, including club-record (later tied) five field goals. **(10/16)** Colts bested Detroit, 45-14, but Lions tallied on 99+ pass from Karl Sweetan to Pat Studstill, the longest completion allowed in Colts history. **(10/30)** Unitas was 13-22-252 yards passing at Los Angeles in 17-3 win to become the NFL's all-time leader in passing yardage with 28,375 yards, besting Y.A. Tittle's 28,339. **(11/13)** Colts bested Atlanta, 19-7, to push record to 7-2. Unitas hurt shoulder during game and club finished 9-5 for second-place in Western Conference. Rookie P-David Lee (49-45.6) won NFL punting title.

1967

(1/23) Don Kelleff retired and Joe Campanella named general manager. **(2/15)** Joe Campanella passed away. **(3/17)** Publicity Director Harry Hulmes named general manager. **(9/17)** QB-John Unitas was 23-32-401, 2 TDs/1 int. in 38-31 win vs. Atlanta, the first 400+ passing game in Colts history. **(11/5)** Colts scored two late touchdowns to top world champion Packers, 13-10. **(11/12)** Unitas was 17-20-370, 4 TDs in 49-7 win at Atlanta. His 85.0 completion pct. ranks as best in Colts history and is only one of five 80+ games (min. 15 att.) in team history. **(12/3)** Unitas and WR-Raymond Berry teamed on a 5t pass play vs. Dallas in 23-17 win to mark their 63rd career touchdown connection, an NFL record that stood until the 1980s. **(12/17)** Possessing 11-0-2 record, Colts dropped finale at Los Angeles, 34-10, to miss the playoffs. RB-Lenny Moore ended career with 11,213 yards from scrimmage (5,174 rush/6,039 receiving), 12,449 total yards (5,174 rush/6,039 receiving/1,180 KOR/56 PR), both Colts records. Moore's 113 touchdowns and 678 points (since passed) marked Colts records. Moore had a club-record six 1000+ yards/scrimmage seasons and 49 career 100+ yards/scrimmage games. Berry (631) ended career as NFL's alltime leading receiver (since passed). Berry had only two fumbles in career marked by him popularizing the use of sunglasses and wristbands, while playing with one leg shorter than the other. Unitas was tabbed for 10th Pro Bowl, tying DE-Gino Marchetti for most in Colts history.

1968

(8/3) Art Donovan became the first Colt inducted into the Pro Football Hall of Fame. **(9/29)** Colts blasted Pittsburgh, 41-7, as DB-Bobby Boyd (25t), DB-Charlie Stukes (60t) and DE-Roy Hilton (13t) returned interceptions for scores, the second time in team history to accomplish the feat (also 11/5/50 vs. Green Bay). **(11/10)** Colts topped Detroit, 27-10, as QB-Earl Morrall, starting for injured QB-John Unitas, produced wins over four clubs he had played for (Pittsburgh, San Francisco, NY Giants, Detroit). **(12/7)** Colts topped world champion Green Bay, 16-3, and earned Coastal Division crown a day later with Los Angeles loss. Colts defense held champion Packers out of end zone to produce a four-game streak of not allowing a touchdown, the first time any NFL team had done that defensively since 1937 (NY Giants). **(12/15)** Colts posted 28-24 win at Los Angeles to cap 13-1 season, holding 10 opponents to 10 points or less, five without a touchdown and three scoreless. Colts defense surrendered NFL-lowest 144 points. RB-Preston Pearson (15-35.1, 1 TD) topped NFL in KOR. **(12/22)** Colts defeated Minnesota, 24-14, for Western Conference title. **(12/29)** Colts blanked Cleveland, 34-0, for NFL Championship and first title since 1958 and 1959. Colts set club mark and an NFL-record (since broken) with 15 wins in a season.

1969

(1/12) Colts dropped Super Bowl III to New York Jets, 16-7, at Orange Bowl. **(5/17)** Colts, Pittsburgh and Cleveland joined AFL teams to form American Football Conference as the NFL realigned for the 1970 season. **(August)** Colts named to Pro Football Hall of Fame's NFL 50th Anniversary Team: First-Team – TE-John Mackey, DE-Gino Marchetti, QB-John Unitas; Second-Team – WR-Raymond Berry, DT-Art Donovan; Third-Team – RB-Lenny Moore. **(12/21)** Colts defeated Los Angeles, 13-7, to finish with 8-5-1 mark and second-place Coastal Division spot in final game prior to NFL Merger. P-David Lee (57-45.3) won NFL punting title. Colts later tabbed for Pro Football Hall of Fame Team of the 1960s: DB-Bobby Boyd, TE-John Mackey, QB-John Unitas.

1970

(1/6) Don Klosterman named general manager. **(4/3)** Don McCafferty named head coach. Don Shula left Colts for Miami as head coach and Colts received D1-71 draft choice (used on RB-Don McCauley). **(9/20)** Colts topped San Diego, 16-14, in first game as member of AFC, while snapping WR-Lance Alworth's NFL-record streak of receptions in 96 consecutive games. **(12/13)** Colts clinched Eastern Division title with 20-14 win at Buffalo. **(12/26)** Colts topped Cincinnati, 17-0, in Divisional Playoffs.

1971

(1/3) Colts captured the AFC Championship by topping Oakland, 27-17. **(1/17)** Colts won the first AFC-NFC Super Bowl, 16-13 over Dallas in the Orange Bowl on K- Jim O'Brien's 32-yard field goal with :05 remaining. Don McCafferty became the first rookie head coach to win a Super Bowl (later matched by San Francisco's George Seifert in Super Bowl XXXIV). **(3/18)** Steve Rosenbloom named president. Carroll Rosenbloom named chairman of the board. **(9/19)** RB-Norm Bulaich rushed 22-198 to set the club record for single-game rushing yards in 22-0 win over the New York Jets. **(10/17)** Colts topped New York Giants, 31-7. P-David Lee uncorked 76-yard punt, the longest in Colts history. **(12/11)** Colts (9-3) topped Miami (9-2-1), 14-3, to take division lead with one game left, but dropped finale to New England, 21-17, one week later for second-place in AFC East. **(12/26)** Colts topped Cleveland, 20-3, in AFC Playoffs.

1972

(1/2) Colts dropped disappointing AFC Championship Game, 21-0 at Miami. **(7/26)** Robert Irsay acquired Colts from Carroll Rosenbloom in exchange for Los Angeles Rams. Joe Thomas named vice president and general manager. **(7/29)** DE-Gino Marchetti inducted into Pro Football Hall of Fame. **(9/24)** Colts dropped 44-24 decision to New York Jets as QBs-Joe Namath (15-28-496, 6 TDs/1 int.) and John Unitas (26-45-376, 2 TDs) combined for 872 yards passing and eight touchdowns. Four players had 100+ receiving games (Jets: TE-Rich Caster 6-204, 3 TDs; WR-Eddie Bell 7-197, 1 TD; Colts: TE-Tom Mitchell 8-114; WR-Sam Havrilak 4-115, 1 TD), while Jets RB-John Riggins was 21-87 rushing and 1-67t receiving for 154 yards/scrimmage. Colts RB-Don McCauley had 93t KOR as game had total of six 40+ yard touchdown plays. **(10/16)** John Sandusky succeeded Don McCafferty as head coach for last nine games. **(12/16)** KOR-Bruce Laird (29-29.1) topped NFL in KOR.

1973

(1/22) QB-John Unitas went to San Diego after concluding Colts career as NFL's alltime leader in passing yardage. **(2/14)** Howard Schnellenberger named head coach. **(7/28)** WR-Raymond Berry and G/T-Jim Parker inducted into Pro Football Hall of Fame. **(9/23)** Colts QBs-Bert Jones and Marty Domres each tossed four interceptions as club-record eight interceptions spelled 34-10 defeat to New York Jets.

1974

(9/29) Joe Thomas succeeded Howard Schnellenberger as head coach for final eleven games. **(10/20)** RB-Lydeell Mitchell set NFL record (since broken) with 40 rushes (156 yards) in 35-20 win at New York Jets. **(12/15)** QB-Bert Jones set NFL record (since broken) with 17 consecutive completions in 45-38 loss to Jets. Mitchell was 13-82, 2 TDs receiving to set then club single-game record for receptions. Mitchell's 72 receptions topped NFL and set league's seasonal record (since broken) by a running back.

1975

(1/15) Ted Marchibroda named head coach. **(8/2)** Lenny Moore inducted into Pro Football Hall of Fame. **(9/21)** Colts defeated Chicago, 35-7, holding rookie RB- Walter Payton to 8-0 rushing. **(11/9)** Colts rallied from 28-7 second-quarter deficit for 42-35 win, the largest comeback (later tied twice in 1995) win in club history. Colts had 3 100+ performers (RB-Lydeell Mitchell 27-112 rushing/WRs-Glenn Doughty 3-102/Roger Carr 2-136, 1 TD receiving) and a 300+ passer (QB-Bert Jones 14-22-306, 2 TDs/1 int.). It marked one of only four games in club history with dual 100+ performers and a 300+ passer (12/15/63, 19-16 W vs. LA Rams: RB-Tom Matte 13-120, 1 TD rush/WR-Raymond Berry 7-130 receiving/QB-John Unitas 21-37-323, 1 TD passing; 9/19/76, 28-27 W vs. Cincinnati: Mitchell 27-106 rush/Carr 6-198, 3 TDs receiving/Jones 14-29-301, 3 TDs/int. passing; 11/29/98, 31-38 L at Baltimore: RB-Marshall Faulk 17-192, 1 TD rush/WR-Torrance Small 9-153, 1 TD receiving/QB-Peyton Manning 27-42-357, 3 TDs/1 int. passing). **(12/7)** Mitchell rushed for 119 yards in 21-0 win at New York Giants to become first Colt with 1000+ rushing season. **(12/14)** Colts (8-4) defeated Miami (9-3) at 12:44 of overtime, 10-7. K-Toni Linhart's 31-yard field goal provided the win and the advantage in the divisional race. **(12/21)** Colts completed then the greatest turnaround season in NFL history (8 wins, from 2-12 to 10-4) with 34-21 win over New England. The team's ninth straight win earned the AFC East title. **(12/27)** Colts dropped AFC Playoff game at Pittsburgh, 28-10.

1976

(12/12) Colts wrapped up 7-1 division mark, along with 11-3 record and AFC East title with 58-20 win over Buffalo. QB-Bert Jones (207-343-3,104, 24 TDs/9 ints., 102.5 rating), RB-Lydeell Mitchell (289-1,200, 5 TDs rushing) and WR-Roger Carr (43- 1,112, 11 TDs) formed the first NFL trio of 3000-1000-1000 performers in a 14-game season, while K-Toni Linhart totaled 109 points. Carr topped NFL in receiving yards. Linhart topped NFL in scoring, while Colts also led league in points (417), passing yards (2,933) and total yards (5,236). **(12/19)** Colts dropped 40-14 playoff match to defending champion Pittsburgh at home. Minutes after the conclusion, a private plane crash-landed in the stadium's stands.

1977

(1/25) Dick Szymanski named general manager. Ernie Accorsi named assistant general manager. **(11/20)** RB-Lydeell Mitchell broke RB-Lenny Moore's career rushing record of 5,174 yards as club topped New York Jets, 33-12. **(12/18)** Rallying with 27 second-half points, the Colts defeated New England, 30-24, to earn third straight AFC East crown. The winning drive ended with 2:44 left and traveled 99 yards, then the longest in Colts history. Three titles won by Ted Marchibroda marked the most ever by a Colts head coach. Mitchell ended career as club's alltime leading rusher (5,487), while 8,010 career yards/scrimmage ranked third. Mitchell had five 1000+ yards/scrimmage seasons (1972-77), tied with RBs-Lenny Moore and Marshall Faulk for best in club history. Mitchell's 43 career 100+ yards/scrimmage games ranked second to Moore's 49, while Mitchell's 16 consecutive such outings (G8-1975 through G9-1976) set club record. **(12/24)** Colts dropped double-OT thriller to Oakland, 37-31. The Raiders tied the contest in the waning seconds of regulation before winning at 15:43 of overtime, the longest game in Colts history, and the NFL's third-longest post-season game (75:43).

1978

(7/29) Weeb Ewbank inducted into the Pro Football Hall of Fame. **(9/4)** Colts dropped opener at Dallas, 38-0. RB-Tony Dorsett (15-147 rushing/3-107, 1 TD receiving, 92t) recorded the only 100+/100+ game against the Colts. **(9/18)** Colts topped New England, 34-27, on MNF. RB-Joe Washington tossed 54t pass to WR-Roger Carr and tallied on 23t pass from QB-Bill Troup, then decided contest with 90t KOR with 1:18 left for winning points. The teams combined to produce 41 fourth-quarter points. **(10/29)** Colts dropped 26-8 decision at Miami. Both clubs produced safeties, the only game in Colts history to own that distinction.

1979

(7/28) QB-John Unitas inducted into the Pro Football Hall of Fame. **(9/2)** KR-Nesby Glasgow (9 PR/3 KOR) tied an NFL record (since broken) with 12 combined returns in 14-0 loss at Kansas City. (Glasgow would set club seasonal record in 1979 with 94 combined returns.) **(12/2)** WR-Glenn Doughty's 14t snare from QB-Greg Landry marked Doughty as the only Colt with scoring receptions from seven different players (QB-Marty Domres, QB-Bert Jones, QB-Mike Kirkland, Landry, RB-Don McCauley, WR-Cotton Speyrer, QB-Bill Troup). **(12/16)** RB-Joe Washington led NFL and set club record with 82 receptions. Colts later tabbed for Pro Football Hall of Fame Team of the 1970s: LB-Ted Hendricks.

1980

(1/16) Mike McCormack named head coach. **(10/26)** QB-Bert Jones was sacked 12 times in 17-10 loss to St. Louis, a record for one player being sacked (later tied by Houston's QB-Warren Moon vs. Dallas 9/29/85). **(11/30)** Colts topped AFC East-leading Buffalo, 28-24, to produce seasonal sweep of eventual 11-5 division champs. **(12/7)** The club's playoff hopes were dashed after 27-point fourth quarter comeback. Down 31-6 after three quarters, the Colts took 33-31 lead with 1:51 left, but surrendered 21-yard field goal to Cincinnati with 0:12 remaining in 34-33 defeat.

1981

(9/1) RB-Randy McMillan was 16-146, 2 TDs rushing in rookie debut as club topped New England, 29-28, joining RB-Alan Ameche (21-194, 1 TD vs. Chicago 9/25/55) as only club rookies with 100+ debuts (later tied by RBs-Marshall Faulk, 23-143, 3 TDs vs. Houston 9/4/94 and Edgerrin James, 26-112, 1TD vs. Buffalo 9/12/99). **(9/27)** Colts battled back from 14-0, 21-14 and 28-21 deficits, but fell to Miami, 31-28, on 27-yard field goal with 1:02 left. **(12/20)** QB-Bert Jones' three scoring passes and four turnovers produced by the Colts defense helped end a 14-game losing streak as club topped New England, 23-21. **(12/21)** Frank Kush named head coach.

1982

(5/16) Ernie Accorsi named general manager. **(9/20)** After two weeks of regular season play, the NFL Players Association called a players' strike at 12:00 midnight (ET). It was the first in-season work stoppage in league history. The regular season returned on Sunday and Monday, November 20-21. Eight weekends of the 16-week regular season were not played as scheduled. A ninth weekend of 14 games was rescheduled and played on Sunday and Monday, January 2-3, 1983. A total of 98 games were erased by the strike.

1983

(4/26) Colts selected Stanford QB-John Elway with the first pick in the NFL Draft. **(5/2)** Colts traded Elway to Denver for D1-84 choice, OT-Chris Hinton and QB-Mark Herrmann. **(10/30)** Colts defeated Philadelphia, 22-21, as K-Raul Allegre tied a club record (5, Lou Michaels, 9/25/66; Dean Biasucci, 9/25/88) with five field goals. **(12/18)** Colts completed season with 20-10 victory over Houston for 7-9 record, the biggest one-season turnaround in NFL history for a team that was winless the prior season. LB-Vernon Maxwell had 2-11 sacks to notch NFL rookie record (since broken) with eleven sacks in a season. TE-Pat Beach's 121 snare from QB-Mike Pagel with 1:56 left was final Colts score in Memorial Stadium. Allegre finished 30-35 field goals, including 14-17 from 40+ range. RB-Curtis Dickey (254-1,122, 4 TDs), with 2 100+ games, produced the fourth 1000+ rushing season in Colts history (3, RB-Lydeell Mitchell, 1975-77). P-Rohn Stark (91-45.3) won NFL punting title.

1984

(3/28) Colts in Indianapolis. **(4/18)** Season tickets offered for sale and overwhelming response yielded 143,000 requests in two weeks. **(4/26)** Jim Irsay named general manager. Bob Terpening named assistant general manager. **(12/13)** Hal Hunter succeeded Frank Kush as head coach for final game. Colts tabbed for Pro Football Hall of Fame 1960-84 NFL All-Star Team: First-Team - WR-Raymond Berry, DE-Gino Marchetti, OG/T-Jim Parker, QB-John Unitas, HC-Don Shula (tie); Second-Team - LB-Ted Hendricks, TE-John Mackey.

1985

(1/28) Rod Dowhower named head coach. **(8/23)** Colts moved into new training complex. **(10/6)** RBs-Randy McMillan (20-112, 2 TDs) and Albert Bentley (17-100) topped 100+ rushing yards in 49-17 win over Buffalo, only the third duo 100+ rushing performance in club history (11/11/56, 21-7 W at Cleveland: RBs-Lenny Moore 11-120, 1 TD/Alan Ameche 18-108, 1 TD; 9/30/73, 14-10 W vs. New Orleans: RBs-Lydeell Mitchell 22-133/Don McCauley 20-109). **(12/22)** Colts ended the season with a 5.0 rushing average, the first team in a decade to have a 5.0+ ground average. P-Rohn Stark (78-45.9) set club seasonal record for average, while winning his second NFL punting title.

1986

(4/19) More than 10,000 fans visited Colts Complex during open house. **(9/14)** QB-Gary Hogeboom suffered separated right shoulder and returned only for final three games. QB-Jack Trudeau (204-417-2225 passing) started eleven games and established club rookie records for completions, attempts and yards. **(12/1)** Ron Meyer named head coach with three games left in season. **(12/7)** DB-Tate Randle blocked a punt and DB-Eugene Daniel returned it 13 yards for the deciding points with :20 left as Colts (0-13) topped Atlanta, 28-23. **(12/21)** RB-Albert Bentley rushed 25-162, 1 TD (with 70) as Colts topped LA Raiders, 30-24. Ron Meyer became the first Colts head coach to win his first three games. WR-Bill Brooks was 65-1,131, 8 TDs receiving to produce only the ninth 1000+ rookie season in NFL history. His yardage total ranked third-most (1,473, WR-Bill Groman, Houston, 1960; 1,231, WR-Bill Howton, Green Bay, 1952). P-Rohn Stark (76-45.2) won his third NFL punting title, one behind NFL record held by Ps-Sammy Baugh (Washington) and Jerrel Wilson (Kansas City). Stark ended season with 318 career punts for 45.16 average, the best average in NFL history (ahead of Baugh's 45.1). Stark would relinquish alltime lead in 1987.

1987

(9/22) As in 1982, two weeks into the regular season the NFL Players Association called a players strike. The strike lasted 24 days, from 9/22 to 10/15. The 14 NFL games scheduled for the weekend of 9/27-28 were cancelled because of the strike. The league schedule resumed October 4-5 with replacement teams. Replacement teams played for three weekends (10/4-5; 10/11-12; 10/18-19) before regular players resumed play on weekend of 10/25-26. Colts replacement team record was 2-1. **(10/31)** Colts obtained RB-Eric Dickerson from the LA Rams in a trade involving Buffalo. The Colts sent LB-Cornelius Bennett to Bills, while the Rams received six draft picks and two players.

(12/27) Colts clinched AFC East title with 24-6 win over Tampa Bay. Dickerson rushed 33-196, 2 TDs, two yards short of club rushing record of RB-Norm Bulwich. Dickerson rushed for 1,011 yards in nine games to become the first player with 1000+ rushing seasons in consecutive years for two different teams (also RB-Terry Allen-Vikings, 1994, Redskins, 1995; RB-Adrian Murrell-NYJ, 1997, Cardinals, 1998; RB-Ricky Watters-Eagles, 1997, Seahawks, 1998).

1988

(1/9) Colts dropped AFC Divisional playoff game at Cleveland, 38-21. **(9/25)** K-Dean Biasucci hit five field goals to tie a club record as Colts topped Miami, 15-13. Biasucci became one of 14 kickers at the time, the first Colt, to hit twice from the 50+ range (50, 51) in the same game. **(10/31)** RB-Eric Dickerson rushed 21-159, 4 TDs in first 19 minutes as Colts used 45-point first half to defeat Denver, 55-23, in first MNF game in Indianapolis. Dickerson's four rushing scores set a club record. **(12/18)** Dickerson rushed 36-166 as two late Colts touchdowns led to 17-14 win over Buffalo. Dickerson ended season 388-1,659, 14 TDs rushing/36-377, 1 TD receiving, 2,036 yards/scrimmage to become first Colt since RB-Alan Ameche (1955) to win the NFL rushing title. Biasucci's 52-yard field goal set NFL record (since broken) for most 50+ field goals (6) in one season.

1989

(9/10) RB-Eric Dickerson rushed 19-106 in 30-24 loss to San Francisco to surpass 10,000 career rushing yards in his 91st career game, the quickest pace ever to that plateau (Jim Brown, Cleveland, 98 games). **(10/22)** Dickerson was 31-152 rushing for club-record 17th 100+ rushing game. **(12/17)** QB-Jack Trudeau's four touchdown passes and Dickerson's 21-107, 2 TD rushing performance paved a 42-13 victory over Miami. It marked Dickerson's 58th career 100+ game, tying RB-Jim Brown (Cleveland) for second-most in NFL history (77, Walter Payton). **(12/24)** Colts dropped 41-6 decision at New Orleans to snuff out playoff hopes. Colts later tabbed for Pro Football Hall of Fame Team of the 1980s: RB-Eric Dickerson.

1990

(4/20) Colts traded OT-Chris Hinton, WR-Andre Rison and draft picks to Atlanta for first pick in the 1990 NFL Draft, then selected QB-Jeff George. **(8/4)** LB-Ted Hendricks inducted into the Pro Football Hall of Fame. **(9/30)** QB-Jack Trudeau marched the Colts 82 yards in the final 1:56 for a 6t pass to WR-Bill Brooks with 0:00 left to notch a 24-23 win. The victory snapped a 10-game September losing streak dating back to 1984. **(12/22)** Colts tallied 21 fourth-quarter points to defeat Washington, 35-28. DB-Alan Grant's 25t interception return with :50 left decided the game. K-Chip Lohmiller hit field goals from 53 and 56 yards, setting records for the longest field goal against the Colts and becoming the first player to hit two 50+-yarders against the Colts in the same game (later tied by Detroit's K-Jason Hanson at Detroit 11/23/97, 52 and 53 yards).

1991

(10/1) Rick Venturi succeeded Ron Meyer as head coach for final eleven games. **(11/10)** Having gone a franchise record 21 consecutive quarters without a touchdown, the Colts struck for four scores in 13-minute span to upend the New York Jets, 28-27. KOR-Clarence Verdin's 88t KOR started the second half. **(12/1)** RB-Eric Dickerson rushed 16-117 vs. Cleveland for club-record 24th 100+ rushing game and his 62nd of career.

1992

(1/28) Ted Marchibroda named head coach. **(4/26)** Colts selected DE-Steve Emtman and LB-Quentin Coryatt as first two players in NFL Draft, marking only second time in NFL history (Cardinals, 1958) a team owned both picks. **(8/1)** TE-John Mackey inducted into Pro Football Hall of Fame. **(9/6)** Colts defeated Cleveland, 14-3, to snap eight-game opening-game losing streak. Colts defense sacked QB-Bernie Kosar eleven times, one sack shy of tying NFL record for most takedowns of one player in a single game. **(10/25)** DE-Steve Emtman's 90t interception return (the longest return by a lineman in NFL history) on the game's final play sealed a 31-20 victory over previously unbeaten (6-0) Miami. **(11/15)** RB-Anthony Johnson was 20-77 rushing/7-163 receiving, 240 yards/scrimmage vs. New England to set club record for yards in a game (since passed). **(12/27)** Colts defeated Cincinnati, 21-17, to finished with five-game winning streak and the second eight-game one-season turnaround in club history under Marchibroda.

1993

(9/12) K-Dean Biasucci's 42-yard field goal with 0:03 left gave the Colts their only lead in a 9-6 win at Cincinnati. **(9/26)** Two touchdowns in the final 3:14 capped a 23-10 win over Cleveland, the only victory for the club during the season that did not involve a 9-6 score. **(11/7)** Colts dropped 30-24 outcome at Washington, but QB-Jeff George set club records with 37 completions and 59 attempts, while WR-Reggie Langhorne was 12-203, 1 TD, including 72t snare. **(12/5)** Biasucci's three field goals, the final from 38 yards with 0:01 left, spelled victory for the Colts, 9-6 at the New York Jets. Biasucci became the Colts' alltime leading scorer, surpassing RB-Lenny Moore (678 points, 1956-67). **(12/12)** WR-Jessie Hester was 2-75 receiving to set a club mark with receptions in 59 straight games, besting 58 by WR-Jimmy Orr (1961-65).

1994

(1/2) Colts lost to Buffalo, 30-10. WR-Jessie Hester was 5-81, 1 TD receiving and ended Colts career with receptions in a club-record 62 consecutive games (since broken). **(1/7)** Bill Tobin named Vice President and Director of Football Operations. **(August)** Colts named to Pro Football Hall of Fame's NFL 75th Anniversary Team: WR-Raymond Berry, LB-Ted Hendricks, DE-Gino Marchetti, OG-Jim Parker, QB-John Unitas. **(9/4)** RB-Marshall Faulk was 23-143, 3 TDs

rushing versus Houston in 45-21 win to join RBs Alan Ameche (21-194, 9/25/55) and Randy McMillan (16-146, 9/6/81) for best Colts rookie rushing debuts. **(9/11)** Faulk was 18-104 rushing at Tampa Bay, joining Ameche and seven other players as only NFL backs with two consecutive 100+ games to start a career. **(10/23)** K-Dean Biasucci's 50-yard field goal vs. Washington marked his 10th consecutive season with a 50+ field goal, an NFL record (later tied by K-Al Del Greco, Oilers, 1988-97). **(12/11)** DB-Ray Buchanan was 2-113 interceptions, including 90th return, at New England in 28-13 loss. It was Buchanan's fifth consecutive game with an interception, setting a new club record, while marking his second straight game with a scoring return, also a club record. Buchanan returned three thefts for scores during the season to set another club record.

1995

(2/5) RB-Marshall Faulk rushed for Pro Bowl record 180 yards (49th rush was also Pro Bowl record) in winning MVP honors. Faulk joined DB-Bert Rechichar, DT-Gene Lipscomb, QB-John Unitas and DE-Gino Marchetti as Colts Pro Bowl MVPs. **(9/10 and 10/8)** Colts posted 27-24 overtime wins at the New York Jets and Miami, with both victories coming after 24-3 second-half deficits. K-Mike Cofer's 52-yard field goal, the longest OT-deciding kick in NFL history (since broken), topped the Jets. QB-Jim Harbaugh's three scoring passes tied the Miami game, and K-Cary Blanchard's 27-yard field goal won it. The 21-point comeback wins tied the largest deficits overcome in Colts history (also 11/9/75 at Buffalo). **(10/15)** Blanchard's 43-yard field goal with 2:36 left topped world champion San Francisco, 18-17. **(12/23)** Colts topped New England, 10-7, to earn playoff spot for a sixth consecutive decade (1940s-1990s). QB-Jim Harbaugh ended season with NFL-best 100.7 rating, the club's first rating champion since QB-John Unitas (1958, 1965). **(12/31)** Colts registered 35-20 AFC Wild Card win at San Diego for first post-season win since 1971.

1996

(1/7) Colts toppled AFC top-seeded Kansas City, 10-7, at arctic Arrowhead Stadium (-9 wind chill). K-Cary Blanchard's 30-yard FG in third quarter spelled difference. **(1/14)** Colts dropped last-second 20-16 thriller at Pittsburgh for AFC Championship. Harbaugh's final attempt from Steeler 29 at the gun eluded the grasp of WR-Aaron Bailey in end zone. **(2/15)** Lindy Infante named head coach. **(9/15)** Colts rallied from 21-3 deficit at Dallas to post 25-24 win. Blanchard's 43-yard field goal with 1:57 left provided winning margin. **(9/23)** Colts "Ring of Honor" established with first enshrinee being President Emeritus Robert Irsay. Colts bested Miami, 10-6, on MNF to move record to 4-0. Infante became the only head coach in club history to win his first four games. **(12/22)** Blanchard ended season with 36-40 field goals, setting a club record for single-season field goals and points scored (135—since broken). DB-Eugene Daniel finished career with 198 games played, second only to QB-John Unitas (206) in Colts history. **(12/29)** Colts dropped AFC Wild Card game at Pittsburgh, 42-14.

1997

(1/14) President Emeritus Robert Irsay passed away. **(February)** Jim Irsay named Owner and C.E.O. **(3/6)** Bob Terpening named vice president. **(7/26)** Don Shula inducted into Pro Football Hall of Fame. **(9/21)** Colts failed to hang onto 26-0 second-quarter lead at Buffalo, losing 37-35. It marked the largest lead lost in club history. K-Cary Blanchard's four field goals in the second quarter tied an NFL record (Garo Yepremian, Detroit, 11/13/66 vs. Min., 2nd; Curt Knight, Washington, 11/15/70 vs. NYG, 2nd; Roger Ruzek, Dallas, 11/2/87 vs. NYG, 4th). **(11/16)** Colts posted 41-38 win over defending champion Green Bay, marking club's third straight win over a defending Super Bowl champ (18-17 vs. San Francisco 10/15/95; 25-24 at Dallas 9/15/96). Blanchard's 20-yard field goal at the gun provided the win. **(12/14)** Blanchard's 50-yard field goal in 41-0 win over Miami made the Colts the only NFL team to have 50+ yard boots in 12 consecutive seasons (extended to 13 in 1998), an NFL record. TE-Ken Dilger was 5-100, 3 TDs receiving, including 3 scoring snares in second quarter, placing him with RBs-Lenny Moore (10/4/58 vs. Chicago) and Eric Dickerson (10/31/88 vs. Denver) as only Colts with three touchdowns in one quarter. The Colts set a club mark with 31 second-quarter points. It was the first 40+point win by the Colts since 1971, the second-worst defeat in Miami history. **(12/22)** Bill Polian named president.

1998

(1/12) Jim Mora named head coach. **(8/8)** WR-Bill Brooks inducted into Colts Ring of Honor. **(9/13)** RB-Marshall Faulk caught a pass in 63rd consecutive game, breaking the prior club record of WR-Jessie Hester (62, 1990-93). **(10/4)** QB-Peyton Manning (1st pick) led a 17-12 win over San Diego and QB-Ryan Leaf (2nd pick), only the second time in NFL history the top two draft picks being QBs met as rookies (also Drew Bledsoe (NE, 1st) and Rick Mirer (Sea., 2nd) met on 9/19/93 as Seattle win, 17-14). **(11/1)** Manning set a club rookie record with a TD pass in his fifth straight game, while Faulk tied a club record (shared with RBs-Lenny Moore and Lydell Mitchell) with his fifth consecutive 1,000+ yards/scrimmage season. **(11/15)** Manning ended 80-yard drive with 14th toss to TE-Marcus Pollard with :24 left to top the Jets, 24-23. KR-Aaron Glenn set an NFL record with a 104th return of a missed Colts FG. **(11/17)** Hall of Fame Coach Weeb Ewbank passed away. **(11/29)** Colts return to Baltimore marked by Manning's club rookie record third 300+ game (27-42-357), Faulk's club-record 267 yards/scrimmage (17-192, 1 TD rushing/7-75, 1 TD receiving) and 9-153, 1 TD receiving effort by WR-Torrance Small, the fourth 300-100-100 game in club history. **(12/6)** Manning broke the 50-year old NFL rookie mark (held by QB-Charlie Conerly, NYG, 1948) with a TD pass in a 10th straight game. **(12/13)** Manning ended game vs. Cincinnati with 286-502-3,179 totals to set NFL rookie records for completions (274, Mirer, Sea.), attempts (486, Mirer) and TDs (22, Conerly, NYG). He set an NFL rookie record with his fourth 3-TD game. Faulk (5,229) moved past Moore (5,174) and Dickerson (5,194) into second-place in Colts career rushing yards. **(12/20)** Manning set NFL rookie record and tied club seasonal record (QB-John Unitas, 1960, 1963) with fourth 300+ game. He ended game at Seattle with 309 seasonal completions, 3,514 yards and scoring losses in 14 different games, surpassing prior respective records of QBs-Jeff George (292, 1991), Unitas (3,481, 1963) and Earl Morrall (13, 1968). KOR-Aaron Bailey set club record with 3,501 career return yards.

(12/27) Faulk finished with club seasonal record 2,227 scrimmage yards. Manning (326-575-3,739, 26 TDs/28 ints., TD passes in 15 different games) produced the finest rookie season in NFL history and became the only Colts QB to take every snap during an entire season. Colts defense lost its fifth double-digit lead of the season.

1999

(8/7) RB-Eric Dickerson inducted into Pro Football Hall of Fame. **(9/19)** James (32-118, 1 TD) became the 8th NFL player and 3rd Colts player (Alan Ameche, 1955; Marshall Faulk, 1994) to open a career with consecutive 100+ rushing games. **(9/26)** Manning (29-54-404, 2 TDs/1 int.) and Harrison (13-196, 1 TD) hooked up all day in a 27-19 win at San Diego. Manning's 404 yards surpassed the prior club record of 401 by QB-John Unitas (vs. Atlanta 9/17/67). Harrison posted his 3rd consecutive 100+ game. **(10/24)** In a 31-10 victory over Cincinnati, Head Coach Jim Mora posted 100th career victory, becoming the 27th coach in NFL history to produce 100 career wins. **(10/31)** James (27-117, 1 TD rushing/7-92 receiving) produced the 11th 80+/80+ rushing/receiving game in club history, while notching only the 2nd 200+ yards from scrimmage game by a Colts rookie. **(11/14)** Colts topped the New York Giants, 27-19. Manning (20-35-237, 2 TDs/1 int.), Harrison (6-109, 2 TDs) and James (16-108 rushing/5-72 receiving) played key roles, while PR-Terrence Wilkins had a 39t punt return. Wilkins became the first Colt ever with a KORt (97 yards vs. Miami 10/10) and PRt in the same season. **(11/21)** In beating Philadelphia, 44-17, James (22-152, 2 TDs rushing/5-47 receiving, 199 yards/scrimmage) produced his club-record 4th straight 150+ yards/scrimmage game, while also tying the club rookie record with three touchdowns. Manning sat out the final 21 snaps, ending a streak of 1,590 consecutive snaps from scrimmage that started with his first rookie game. **(11/28)** K-Mike Vanderjagt booted his 14th and 15th consecutive field goals, breaking the prior club mark held by K-Cary Blanchard (13, two different times) in a 13-6 win over the New York Jets. **(12/5)** Vanderjagt booted a 53-yard field as time expired to top Miami, 37-34. Vanderjagt's boot was the longest game-winning field goal in Colts history (52, K-Mike Cofer at NY Jets, 9/10/95, OT) and the 3rd-longest winning field goal on the last play in NFL history. **(12/19)** The Colts clinched the AFC East title by topping Washington, 24-21. This marked the 17th time in NFL history a team went from last-place to first-place in one year. **(12/26)** The Colts tied club records for consecutive wins (11, 1964, 1975-76) and most wins in a season (13, 1968) when Vanderjagt's 21-yard field goal with :04 left bested Cleveland, 29-28. Manning directed his sixth fourth-quarter comeback win, but his streak of 27 games with a touchdown pass ended. Manning's streak tied the 4th-longest in NFL history (47, Unitas; 30, Dan Marino, Miami; 28, Dave Krieg, Seattle; 27, Chris Chandler, Atlanta). James was 28-103, 3 TDs, giving him 17 scores on the year. Harrison (14-138) set a club record for single-game receptions, while extending his club seasonal record to 9 100+ games. Harrison became the 26th receiver to post a 100+ reception season. James set a league rookie record with his 10th 100+ rushing game. **(1/2)** The Colts opened a new century by falling at Buffalo, 31-6. K-Mike Vanderjagt's 25th and 26th consecutive field goals produced the club's only points. James (369-1,553) joined Ameche (1955) and Dickerson (1988) as the only Colts to win the NFL rushing crown. James became only the 13th rookie to win the rushing title. James produced 2,139 yards from scrimmage for the season. Harrison finished 115-1,663, 12 TDs for the season. His receptions and yards set club seasonal records. Manning finished with 4,135 passing yards. Vanderjagt set a club seasonal record with 145 points and joined Moore (1964) and K-Toni Linhart (1976) as the only Colts to win the NFL scoring title. Manning, James and Harrison produced only the 12th offense in NFL history to have a 4,000-yard passer and 1,000-yard rushers and receivers, but it was only the second time in NFL history when the rushing-receiving tandem exceeded 1,500 yards. Indianapolis finished with a NFL-record 10-game one-season turnaround, bettering the prior record nine-game improvements of the 1929 New York Giants and 1963 Oakland Raiders. **(1/16)** Hosting a playoff game for the first time in the club's Indianapolis era and for the first time in 23 seasons, the Colts dropped a 19-16 decision to Tennessee.

2000

(9/3) The Colts gained their first opening-day road win since 1983 with a 27-14 victory at Kansas City. Of eight QBs taken first in the NFL Draft since 1970, QB-Peyton Manning became the first to win a debut in Arrowhead Stadium. **(9/25)** Manning (23-36-440, 4 TDs) helped the Colts post a 43-14 win on MNF. Manning eclipsed his club record for passing yards and recorded only the third 400+ game in club history. **(10/1)** The Colts posted their fourth win in Buffalo since 1980 by overcoming 9-0 and 16-15 deficits for a 18-16 triumph. K-Mike Vanderjagt's 45-yard field goal at the gun was the third-longest last-play field goal in the club's 48 years. **(10/15)** RB-Edgerrin James (38-219, 3 TDs rushing) scored on 26t, 3t and 2t bursts while surpassing RB-Norm Belach's (198, 9/19/71) club record for single-game rushing yards as the Colts won at Seattle, 37-24. **(12/11)** The Indianapolis defense scored two touchdowns and totaled nine sacks, while the club scored 35 second-half points, including three rushing scores by James (27-111), in topping Buffalo, 44-20 on MNF. **(12/17)** Manning (21-28-206, 1 TD) and James (32-112 rushing/5-31 receiving) led a solid offensive effort, while the club's defense yielded 272 net yards in a 20-13 win at Miami. Manning, James and WR-Marvin Harrison duplicated their 4,000-1,000-1,000 performances of a year ago, becoming the only trio to post those numbers in consecutive seasons. Manning joined QBs-Dan Fouts, Dan Marino, Warren Moon and Brett Favre as the only NFL quarterbacks to post consecutive 4,000+ seasons, while James joined RB-Eric Dickerson as the only NFL running backs to open a career with consecutive 1,500+ rushing seasons. **(12/24)** The Colts earned a playoff berth by besting Minnesota, 31-10. Manning (4,413 yards, 33 TDs) set club seasonal passing records, while James (1,709 rushing yards, 2,303 scrimmage yards) set club seasonal records that also ranked first in the NFL. James became the fifth NFL player to open a career with consecutive rushing titles, while becoming only the 11th player ever to capture back-to-back crowns. He also became the only NFL player with two 1,500/500 rushing/reception year seasons. James' 18 touchdowns rank behind only RB-Lenny Moore's 20 in 1964 in club history. Harrison (102) became the fifth NFL player with consecutive 100+ reception seasons, and he tied for the league lead in receptions. Harrison was 12-109, 3 TDs, his fifth career 10+ reception game and fourth career 3-TD game. **(12/30)** Indianapolis surrendered a 14-0 lead in dropping a 23-17 overtime playoff decision at Miami. Vanderjagt hit field goals of 32, 26 and 50 yards, but his miss from 49 yards out 5:44 into overtime helped seal the club's fate. Miami tied the contest in the final minute of regulation. Colts became the only team with overtime games in six consecutive decades (1950s-2000).

2001

(9/9) The Colts produced their third straight opening-day win with a 45-24 road triumph at the New York Jets. After yielding a 7-0 lead, the Colts out-scored the Jets, 38-10, to take a 21-point lead into the fourth quarter. QB-Peyton Manning (22-32-231, 2 TDs/int.), WR-Jerome Pathon (8-93, 1 TD) and RB-Edgerrin James (28-135, 2 TDs) starred. (9/16) The Colts rolled to 555 net yards and scored touchdowns on six straight possessions in earning a 42-26 win over Buffalo. Manning was 23-29-421, 4 TDs/2 ints., while Harrison (7-146, 3 TDs), Pathon (9-168, 1 TD) and James (23-111, 1 TD) had big days. James set a franchise record with his fifth consecutive 100+ rushing game. (10/25) The Colts defense had three sacks, three interceptions and held the Chiefs to 101 rushing yards in a 35-28 win. James was 27-102, but suffered a season-ending knee injury. RB-Dominic Rhodes tallied an 88t KOR and 77t rush, becoming the only player in club history with 70+ and 80+ TD plays in the same game. (1/6) K-Mike Vanderjagt hit a club-record five field goals, while WR-Marvin Harrison (9-128, 2 TDs receiving) set a club record with 15 seasonal TD receptions in a 29-10 win over Denver. Harrison tallied on 20t and 43t passes from Manning (16-30-191, 2 TDs/1 int.). Harrison's 109 receptions placed him with WRs-Jerry Rice and Herman Moore as the only NFL players with three consecutive 100+ seasons, while Manning (4,131) joined QBs-Dan Marino and Dan Fouts as the only NFL players with three consecutive 4,000+ passing seasons. Rhodes (31-141) notched his fifth 100+ game and finished the season with an NFL rookie undrafted free agent record 1,104 rushing yards. (1/22) Tony Dungy named head coach.

COLTS IN OVERTIME

DATE	OPPONENT	SITE	COIN TOSS	SCORE	ELAPSED
12/28/58*	N.Y. Giants RESULT: Alan Ameche 1 run	New York	N.Y. Giants	W 23-17	8:15
12/26/65*	Green Bay RESULT: Don Chandler 25 FG	Green Bay	Green Bay	L 10-13	13:39
12/14/75	Miami RESULT: Toni Linhart 31 FG	Baltimore	Miami	W 10- 7	12:44
12/24/77**	Oakland RESULT: Dave Casper 10 pass from Ken Stabler	Baltimore	Colts	L 31-37	15:43
9/ 9/79#	Tampa Bay RESULT: Neil O'Donoghue 31 FG	Baltimore	Colts	L 26-29	1:41
9/ 4/83#	New England RESULT: Johnnie Cooks 52 fumble return	Foxboro	New England	W 29-23	0:30
9/25/83	Chicago RESULT: Raul Allegre 33 FG	Baltimore	Colts	W 22-19	4:51
9/ 4/88#	Houston RESULT: Tony Zendejas 35 FG	Indianapolis	Colts	L 14-17	3:51
10/29/89	New England RESULT: Greg Davis 51 FG	Indianapolis	New England	L 20-23	9:57
12/10/89	Cleveland RESULT: Mike Prior 58 interception return	Indianapolis	Cleveland	W 23-17	10:54
12/ 8/91	New England RESULT: Michael Timpson 45 pass from Hugh Millen	Foxboro	Colts	L 17-23	8:55
10/11/92	N.Y. Jets RESULT: Dean Biasucci 47 FG	Indianapolis	Colts	W 6- 3	3:01
11/15/92	New England RESULT: Charlie Baumann 18 FG	Indianapolis	Colts	L 34-37	3:25
11/29/92	Buffalo RESULT: Dean Biasucci 40 FG	Indianapolis	Colts	W 16-13	3:51
9/ 3/95#	Cincinnati RESULT: Doug Pelfrey 47 FG	Indianapolis	Cincinnati	L 21-24	2:36
9/10/95	N.Y. Jets RESULT: Mike Cofer 52 FG	East Rutherford	N.Y. Jets	W 27-24	4:27
10/ 8/95	Miami RESULT: Cary Blanchard 27 FG	Miami	Colts	W 27-24	4:58
10/ 6/96	Buffalo RESULT: Steve Christie 39 FG	Buffalo	Colts	L 13-16	9:22
12/ 1/96	Buffalo RESULT: Cary Blanchard 49 FG	Indianapolis	Buffalo	W 13-10	8:14
9/27/98	New Orleans RESULT: Cam Cleeland 33 pass from Danny Wuerffel	Indianapolis	New Orleans	L 13-19	6:10
12/30/00*	Miami RESULT: Lamar Smith 17 run	Miami	Miami	L 17-23	11:26


* Playoffs ** Playoffs (Double Overtime) # Season Opener

OVERALL	10-11	PLAYOFFS	1-3	BALTIMORE (1953-83)	INDIANAPOLIS (1984-Present)
Home	6-7	Home	0-1	Overall 4-3	Overall 6-8
Away	4-4	Away	1-2	Home 2-2	Home 4-5
				Away 2-1	Away 2-3

WIN COIN TOSS 4-6 LOSE COIN TOSS 6-3

Buffalo	2-1	Miami	2-1	Oakland	0-1
Chicago	1-0	New England	1-3	Tampa Bay	0-1
Cincinnati	0-1	New Orleans	0-1	Tennessee	0-1
Cleveland	1-0	N.Y. Giants	1-0		
Green Bay	0-1	N.Y. Jets	2-0		

In Memoriam



Robert Irsay

March 5, 1923 – January 14, 1997

Honoring the Contributions of



Harriet P. Irsay

HALL OF FAME COLTS



RAYMOND BERRY

WR 6-2 187 SMU
(Colts: 1955-67, Inducted: 1973)

Was 631-9,275, 68 TDs receiving for career and retired as NFL's all-time reception leader . . . was All-Pro and led NFL in receptions from 1958-60 and played in 5 Pro Bowls . . . was 12-178 receiving in 1958 NFL Championship win over the New York Giants . . . member of NFL's 75th Anniversary Team . . . born on February 27, 1933 in Corpus Christi, Texas . . . jersey number 82 retired.

ERIC DICKERSON

RB 6-3 220 SMU
(Colts: 1987-91, Inducted: 1999)

Rushed 1,258-5,194, 32 TDs with Colts...won NFL rushing title in 1988 with 1,659 yards...had 3 1,000+ rushing seasons with Colts...set NFL record with 2,105 rushing yards in 1984...had 64 career 100+ rushing games...retired with career rushing totals of 2,996-13,259, 90 TDs in 146 games...rushing yards were second in NFL history upon retirement...was All-Pro 1983-84, 86-88 and played in six Pro Bowls...born September 2, 1960 in Sealy, Texas.



ART DONOVAN

DT 6-3 265 Boston College
(Colts: 1953-61, Inducted: 1968)

First Colt HOF inductee who also played with Baltimore (1950), the New York Yanks (1951) and Dallas Texans (1952) . . . was All-Pro from 1954-57 and played in 5 Pro Bowls . . . one of most popular Colts ever . . . born on June 5, 1925 in the Bronx, New York . . . jersey number 70 retired.

WEBB EWBANK

(Head Coach 1954-62, Inducted: 1978)

Led the Colts to World Championships in 1958 and 1959 . . . had 59-52-1 mark in club-record 9 seasons as head coach . . . led New York Jets to Super Bowl III win over Colts to become the only coach to post NFL and AFL Championships . . . career mark was 130-129-7 during 20 seasons . . . born on May 6, 1907 in Richmond, Indiana...passed away November 17, 1998.



TED HENDRICKS

LB 6-7 215 Miami
(Colts: 1969-73, Inducted: 1990)

Retired in 1983 as NFL leader with 215 consecutive games played (70 as Colt) . . . was four-time All-Pro pick who appeared in 8 Pro Bowls . . . was all-conference 3 times as Colt and 8 times for career (1969-83) . . . member of Colts' Super Bowl V squad . . . member of NFL's 75th Anniversary Team . . . had 25 career blocked kicks . . . born on November 1, 1947 in Guatemala City, Guatemala.

JOHN MACKEY

TE 6-2 224 Syracuse
(Colts: 1963-71, Inducted: 1992)

Was the second HOF tight end inductee . . . was 331-5,236, 28 TDs for Colts . . . punishing blocker with speed . . . was All-Pro from 1966-68 and selected to 5 Pro Bowls, the first after his rookie season . . . had 75t reception in Super Bowl V victory over Dallas . . . member of NFL's 50th Anniversary Team . . . born on September 21, 1941 in Queens borough of New York City.






GINO MARCHETTI

DE 6-4 245 San Francisco
(Colts: 1953-64, 66, Inducted: 1972)

Acclaimed as greatest DE in pro football history during induction to NFL's 50th Anniversary Team in 1969 and named to 75th Anniversary Team . . . tabbed All-Pro from 1956-64 . . . tabbed to Pro Bowl from 1954-64, missing only the 1959 Pro Bowl following injured ankle from 1958 NFL Championship win over the New York Giants . . . retired initially prior to 1964 season, but returned then and in 1966 . . . born on January 2, 1927 in Smithers, West Virginia . . . jersey number 89 retired.

LENNY MOORE
RB/FL 6-1 190 Penn State
(Colts: 1956-67, Inducted: 1975)

Retired 9th all-time with 12,451 combined yards . . . is club's career leading rusher with 1,069-5,174, 63 TDs rushing . . . was 363-6,039, 48 TDs receiving in 143 career games . . . had 678 career points on 113 TDs . . . set NFL records with TDs in 18 consecutive games and 11 consecutive via the rush . . . was 1956 Rookie of the Year and 1964 Comeback Player of the Year (20 TDs) . . . was All-Pro from 1958-61, 64 and played in 6 Pro Bowls . . . born November 25, 1933 in Reading, Pennsylvania . . . jersey number 24 retired.



JIM PARKER
G/T 6-3 272 Ohio State
(Colts: 1957-67, Inducted: 1973)

Member of the Professional and National Football Foundation HOF . . . named to modern all-time All-America collegiate team in 1969 . . . was All-Pro and played in Pro Bowl from 1958-65 (8 consecutive years) . . . played in 139 consecutive games and into 1967 season before retiring . . . named to NFL's 75th Anniversary Team . . . born April 8, 1934 in Macon, Georgia . . . jersey number 77 retired.



DON SHULA

(Colts: 1953-56, Head Coach 1963-69, Inducted: 1997)

NFL's winningest head coach (328-56-6, regular season; 347-173-6, overall, 1963-95) stands tied as Colts' winningest head coach (71-23-4 regular season; 73-26-4, overall, 1963-69)...only Colts HOF inductee to play and coach with club...led Colts to winning records throughout tenure and to Super Bowl III...joined Colts from Browns in historic 15-player trade in 1953...born on January 4, 1930 in Painesville, Ohio.



JOHN UNITAS
QB 6-1 196 Louisville
(Colts: 1956-72, Inducted: 1979)

Ended 18-year career as NFL leader for passes attempted (5,186), completed (2,830), yards gained (40,239), most seasons 3,000+ yards (3), most games with 300+ yards (26) and most touchdown passes (290) . . . had 62.9 post-season completion pct. and gained 1,177 yards in championship play . . . only Colt to serve on 1958, 1959 and 1970 Championship teams . . . NFL records included most consecutive seasons leading NFL in TD passes (4) and most consecutive games with a scoring pass (47), one of sport's most remarkable feats . . . in 17 seasons with club set 22 records . . . was NFL MVP 3 times, played in 10 Pro Bowls (a Colt record) and was All Pro from 1958-59, 65, 67 . . . member of NFL's 75th Anniversary Team . . . born on May 7, 1933 in Pittsburgh, Pennsylvania . . . jersey number 19 retired.



ALL-TIME HONORS

ALL-PRO AND ALL-NFL TEAMS

(Hyphen designates first-team, second-team or honorable mention)

(LEGEND: AP-Associated Press; UPI-United Press International; NEA-Newspaper Enterprise Association; FD-Football Digest; NYN-New York [Daily] News; SN-Sporting News; FN-Football News; PFW-Pro Football Weekly; PFWA-Pro Football Writer's Assn.; CPFN-College and Pro Football Newsweekly; USA-USA Today; HOF-Pro Football Hall of Fame; SI-Sports Illustrated)

LB-Alex Agase	AP-HM (1953), UPHM (1953)	P-Chris Gardocki	AP-1 (1996), PFW-1 (1996), PFWA-1 (1996), SN-1 (1996), FD-2 (1996), CPFN-2 (1998)
K-Raul Allegre	NEA-2 (1983), FD-2 (1983)	LB-Dennis Goubatz	OT-Farik Glenn
RB-Alan Ameche	AP-1 (1955), UPI-1 (1955), SN-1 (1955), NYN-1 (1955), NEA-2 (1955,56,58), AP-2 (1956,58,59), UPI-2 (1958), NYN-2 (1956,58,59)	QB-Jim Harbaugh	CPFN-1 (1999)
DT-Mike Barnes	NYN-1 (1977)	WR-Marvin Harrison	FD-2 (1995)
OG-Dick Barwegan	AP-HM (1953)		AP-1 (1999), CPFN-1 (1999, 01), FD-1 (1999-00), PFW-1 (1999-00), SI-1 (1999-00), SN-1 (1999), AP-2 (2000-01), CPFN-1 (2000)
WR-Raymond Berry	AP-1 (1958-60), UPI-1 (1958-60), NEA-1 (1958-61,65), NYN-1 (1958-60), AP-2 (1957,65), UPI-2 (1961), NEA-2 (1961), NYN-2 (1965), AP-HM (1963), UPHM (1963-64,66)	LB-Ted Hendricks	AP-1 (1971), NEA-1 (1971), FN-1 (1971), PFWA-1 (1971), PFW-1 (1971), AP-2 (1972), NEA-2 (1972,73)
K-Dean Biasucci	USA-1 (1987), SN-1 (1988), NYN-1 (1988), AP-2 (1987,88), NEA-2 (1987), CPFN-2 (1987), FD-2 (1987)	LB-Jeff Herrod	AP-HM (1990,92)
LB-Duane Bickett	USA-1 (1987), AP-2 (1987), NEA-2 (1987), AP-HM (1988)	OT-Chris Hinton	NYN-1 (1985), SN-1 (1987), FD-1 (1987), AP-2 (1985,89), NEA-2 (1985,88,89), FD-2 (1985), CPFN-2 (1987), AP-HM (1986,88)
DB-Lyle Blackwood	AP-2 (1977)	RB-Edgerrin James	AP-1 (1999), CPFN-1 (1999), FD-1 (1999-00), PFW-1 (1999), SN-1 (1999-00), USA-1 (1999), AP-2 (2000), CPFN-2 (2000)
K-Cary Blanchard	AP-1 (1996), PFW-1 (1996), PFWA-1 (1996), SN-1 (1996), FD-1 (1996), CPFN-1 (1996)	QB-Bert Jones	AP-1 (1976), PFWA-1 (1976), NEA-1 (1976), FN-1 (1976), NYN-1 (1976), AP-2 (1977), NEA-2 (1977)
DB-Bobby Boyd	AP-1 (1964,65,68), UPI-1 (1964-66,68), NEA-1 (1964-65), NYN-1 (1964,65,68), FN-1 (1964,65,67,68), PFWA-1 (1966,68), AP-2 (1966), NYN-2 (1966), UPI-2 (1967), UPHM (1962), NEA-HM (1962), AP-HM (1963)	HB-Tom Keane	AP-1 (1953), UPI-1 (1953), NYN-1 (1953), UPHM (1954)
DE-Ordell Braese	NEA-1 (1965-66), NYN-2 (1960,65,67), AP-2 (1966,67), UPI-2 (1966,67), NEA-2 (1967), FN-2 (1967), UPHM (1960,64, 65)	OT-George Kunz	AP-1 (1975), FN-1 (1975), PFW-1 (1975), PFWA-2 (1975,76), AP-2 (1976,77), NEA-2 (1976,77)
DB-Ray Buchanan	AP-HM (1994)	OG-Bill Lange	NYN-2 (1953)
LB-Joe Campanella	AP-HM (1955)	P-David Lee	HOF-1 (1969), PFWA-1 (1969), NEA-1 (1969), PFW-1 (1969), PFWA-2 (1970)
WR-Roger Carr	NYN-1 (1976), AP-2 (1976), PFWA-2 (1976), NEA-2 (1976)	K-Toni Linhart	NYN-1 (1976)
DE-Fred Cook	NYN-1 (1975)	DT-Gene Lipscomb	AP-1 (1958,59), UPI-1 (1958,59), NEA-1 (1958,60,61), NYN-1 (1958-60), NEA-2 (1959), UPHM (1960)
C-Bill Curry	AP-2 (1969), UPI-2 (1969), NEA-2 (1971), FN-2 (1971), PFWA-2 (1971), PFWHM (1969)	DB-Jerry Logan	UPI-2 (1964), PFWA-2 (1968)
LB-Mike Curtis	AP-1 (1968), UPI-1 (1968), NYN-1 (1968), FN-1 (1968,74), PFWA-1 (1968), PFW-1 (1968), NEA-2 (1968,69), NYN-2 (1969), FN-2 (1971)	TE-John Mackey	AP-1 (1966-68), UPI-1 (1966,68), NEA-1 (1966-68), NYN-1 (1966-68), PFWA-1 (1966,68), FN-1 (1968), PFW-1 (1968), AP-2 (1965), UPI-2 (1967), FN-2 (1967), UPHM (1963,65)
DB-Milt Davis	AP-1 (1957), UPI-2 (1957,59), NYN-2 (1957,59), NEA-2 (1959)	QB-Peyton Manning	AP-2 (1999-00), CPFN-2 (1999), FD-2 (1999)
RB-Eric Dickerson	AP-1 (1987,88), PFWA-1 (1987,88), NEA-1 (1987,88), SN-1 (1987,88), CPFN-1 (1987), USA-1 (1987,88), FD-1 (1987,88), PFW-1 (1987,88), CPFN-2 (1988)	DE-Gino Marchetti	NEA-1 (1956-64), AP-1 (1957-62,64), UPI-1 (1957-62,64), NYN-1 (1958-61,64), FN-1 (1962,64), NEA-2 (1955), NYN-2 (1955,56,63), AP-2 (1956,63), UPI-2 (1956,63), AP-HM (1954,55), UPHM (1954)
TE-Ken Dilger	FD-2 (1999)	RB-Tom Matte	NEA-2 (1969) PFW-HM (1969)
C-Ray Donaldson	NYN-1 (1987), CPFN-1 (1988), AP-2 (1987), NEA-2 (1987,88), FD-2 (1987), AP-HM (1985,86,88)	LB-Vernon Maxwell	CPFN-2 (1984)
DT-Art Donovan	AP-1 (1954-57), UPI-1 (1954,55,57), NEA-1 (1955-57), SN-1 (1955), NYN-1 (1955,57,58), NYN-2 (1954,56), SN-2 (1954), UPI-2 (1956,58), AP-2 (1958,60), NEA-2 (1958)	DT-Fred Miller	NEA-2 (1967), UPI-2 (1968), NYN-2 (1968), PFWA-2 (1968)
DE-John Dutton	AP-1 (1976), NYN-1 (1976), AP-2 (1975), FN-2 (1975), PFWA-2 (1975,76)	RB-Lydeell Mitchell	CPFN-1 (1975), AP-2 (1976,77), NYN-2 (1976)
C-Brad Ecklund	NYN-2 (1953)	RB-Lenny Moore	AP-1 (1958-61,64), UPI-1 (1958,60,61,64), NEA-1 (1958-61,64), NYN-1 (1958-61,64), FN-1 (1964), NYN-2 (1956), UPI-2 (1957,59), NEA-2 (1957)
DT-Joe Ehrmann	PFWA-2 (1976)	QB-Earl Morrall	AP-1 (1968), UPI-1 (1968), NEA-1 (1968), NYN-1 (1968), FN-1 (1968), PFWA-2 (1968)
RB-Marshall Faulk	AP-2 (1994,95,98), CPFN-2 (1994,98), FD-2 (1994,98), SI-1 (1998)	TE-Jim Mutscheller	UPI-2 (1957), NEA-2 (1957), NYN-2 (1957)
DT-Tom Finnn	AP-HM (1955)	DB-Andy Nelson	NYN-1 (1958), AP-1 (1959), AP-2 (1958), UPI-2 (1958,59), NEA-2 (1958), UPHM (1960,62), NEA-HM (1960)

C-Buzz Nutter	UPI-HM (1960)	P-Rohn Stark	AP-1 (1983), FD-1 (1983), NEA-1 (1985,86,92), CPFN-1 (1992), SN-1 (1992), FD-1 (1992), NEA-2 (1983,84,90), CPFN-2 (1984,86), AP-2 (1985,86,90,92), AP-HM (1993)
LB-Cliff Odum	CPFN-2 (1987)	HB-Billy Stone	AP-HM (1950)
WR-Jimmy Orr	AP-1 (1965), NEA-1 (1965), UPI-2 (1965), NYN-2 (1965)	LB-Steve Stonebreaker	NYN-1 (1965), UPI-2 (1964,65), NYN-2 (1964, NEA-2 (1965))
OT-Jim Parker	AP-1 (1958-65), UPI-1 (1958-60,64,65), NEA-1 (1958-65), NYN-1 (1958-61,64,65), FN-1 (1962,64,65), UPI-2 (1961-63), NYN-2 (1963,66), UPI-HM (1966)	C-Dick Szymanski	UPI-2 (1955), NYN-2 (1955), FN-2 (1967), AP-HM (1955,63), UPI-HM (1964-65)
LB-Bill Pellington	NEA-2 (1958-60,64), UPI-2 (1962), AP-2 (1964), UPI-HM (1960, 64), NEA-HM (1961,62)	RB-George Taliaferro	AP-HM (1953)
OT-George Preas	AP-2 (1964), UPI-2 (1964), NEA-2 (1964)	DB-Carl Taseff	AP-2 (1958), UPI-2 (1958), UPI-HM (1959)
DB-Bert Rechichar	NEA-1 (1955), NYN-1 (1955), UPI-2 (1953,55), NYN-2 (1953), AP-HM (1953,55), UPI-HM (1954)	ST-Ratcliff Thomas	SI-1 (1999)
OG-Glenn Ressler	NYN-2 (1968), FN-2 (1968)	QB-John Unitas	NEA-1 (1957-59,64,65,67), AP-1 (1958,59,64,65,67), UPI-1 (1958,59,64,65,67), NYN-1 (1958,59,64,65,67), FN-1 (1964,67), AP-2 (1957,63), UPI-2 (1957,60,63), NYN-2 (1957,60,63), NEA-2 (1960,63)
WR-Willie Richardson	AP-1 (1967), UPI-2 (1967), NEA-2 (1967), NYN-2 (1967), N-2 (1967), PFWA-2 (1968)	K-Mike Vanderjagt	AP-2 (1999), CPFN-2 (1999), FD-2 (1999), SI-1 (1999)
WR-Paul Salata	AP-HM (1950)	PR-Clarence Verdin	PFW-1 (1990), CPFN-2 (1990), AP-HM (1990,92)
DB-John Sample	NYN-2 (1960)	OT-Bob Vogel	NEA-1 (1964,65,67), NYN-1 (1965,68), UPI-1 (1968), FN-1 (1968), PFWA-1 (1968), AP-2 (1965,68), UPI-2 (1965,69), NEA-2 (1968), NYN-2 (1969), UPI-HM (1964, 66)
OG-Alex Sandusky	AP-2 (1964), UPI-2 (1964), NEA-2 (1964), NYN-2 (1964), UPI-HM (1958,65)	DB-Rick Volk	NEA-1 (1968,71), PFWA-1 (1968,71), AP-1 (1971), FN-2 (1967), UPI-2 (1968), NEA-2 (1969)
QB-George Shaw	AP-HM (1955)	LB-Stan White	FN-1 (1975), NYN-1 (1977)
LB-Don Shinnick	UPI-2 (1959), UPI-HM (1960,62), AP-HM (1963)	OT-Will Wolford	AP-HM (1994)
DT-Billy Ray Smith	AP-2 (1968)		
DE-Bubba Smith	FN-1 (1970,71), AP-1 (1971), NEA-1 (1971), PFWA-1 (1971), PFW-1 (1971), AP-2 (1968), UPI-2 (1968), NYN-2 (1968), PFWA-2 (1968,70)		
OG-Ron Salt	NEA-1 (1987), CPFN-1 (1987), FD-1 (1987), AP-2 (1987)		
OG-Art Spinney	UPI-1 (1959), NYN-1 (1959), NYN-2 (1957), AP-2 (1958,59), UPI-2 (1958), NEA-2 (1958-60), UPI-HM (1960)		

ALL-CONFERENCE SELECTIONS

K-Raul Allegre	UPI-2 (1983)	QB-Jim Harbaugh	UPI-1 (1995), PFW (1995), FN (1995)
RB-Alan Ameche	SN (1956)	WR-Marvin Harrison	FN (1999-01), PFW (1999-01)
DT-Mike Barnes	UPI-2 (1977), SN (1977)	LB-Ted Hendricks	UPI-HM (1970), AP-1 (1971-73), UPI-1 (1971-72), SN (1971), PFW (1971), UPI-2 (1973)
WR-Raymond Berry	SN (1957-60)	LB-Jeff Herrod	UPI-2 (1990), FN (1990)
K-Dean Biasucci	UPI-1 (1987), PFW (1987), FN (1987)	OT-Chris Hinton	UPI-2 (1983,87,88), PFW (1983,86,87,89), UPI-1 (1985,86,89), FN (1986)
LB-Duane Bickett	UPI-1 (1987), PFW (1987), FN (1987), UPI-2 (1988)	WR-Eddie Hinton	UPI-HM (1970)
DB-Lyle Blackwood	UPI-HM (1977)	RB-Edgerrin James	FN (1999-00), PFW (1999-00)
K-Cory Blanchard	UPI-1 (1996), FN (1996)	QB-Bert Jones	UPI-2 (1975,77), AP-1 (1976), UPI-1 (1976), NYN (1976)
DB-Bobby Boyd	SN (1967-68)	OT-George Kunz	AP-1 (1975,76), UPI-1 (1975-77), SN (1975-77), PFW (1975-77), NYN (1975,76)
DB-Ray Buchanan	UPI-2 (1994)	DB-Bruce Laird	UPI-HM (1980), PFW (1980), NYN (1980)
RB-Norm Bulaich	UPI-2 (1970)	P-David Lee	SN (1966,69)
WR-Roger Carr	AP-1 (1976), UPI-2 (1976), SN (1976), PFW (1976), NYN (1976)	K-Toni Linhart	UPI-1 (1976), SN (1976), PFW (1976), NYN (1976), UPI-2 (1977)
TE-Kerry Cash	FN (1992)	DT-Gene Lipscomb	SN (1958,60)
TE-Raymond Chester	UPI-HM (1975)	DB-Jerry Logan	AP-1 (1970), UPI-1 (1970), SN (1971), UPI-2 (1971)
OG-Elmer Collett	UPI-HM (1976)	QB-Peyton Manning	FN (1999), PFW (1999)
DE-Fred Cook	NYN (1975), UPI-2 (1976,77), SN (1977)	DT-Gino Marchetti	SN (1956-59,61-64)
C-Bill Curry	UPI-HM (1970,72), AP-1 (1971), UPI-1 (1971), PFW (1971), SN (1971)	TE-John Mackey	SN (1966-68), UPI-HM (1970)
LB-Mike Curtis	SN (1969), UPI-2 (1970,71,74), UPI-HM (1972)	RB-Tom Matle	SN (1969)
DB-Eugene Daniel	FN (1985)	LB-Ray May	UPI-HM (1971)
DB-Milt Davis	SN (1957)	RB-Lydeell Mitchell	UPI-2 (1975), AP-1 (1976), UPI-1 (1976,77), SN (1976,77), NYN (1976), PFW (1977)
RB-Eric Dickerson	UPI-1 (1987,88), PFW (1987,88), FN (1987,88)	RB-Lenny Moore	SN (1957-61,64)
C-Ray Donaldson	UPI-2 (1986-89), PFW (1988), FN (1988,89)	QB-Earl Morrall	SN (1968)
DT-Art Donovan	SN (1956,57)	LB-Andy Nelson	SN (1958-61)
DE-John Dutton	AP-1 (1975,76), UPI-2 (1975), SN (1975,76), UPI-1 (1976,77), PFW (1976,77), NYN (1976)	WR-Jimmy Orr	SN (1965)
DT-Joe Ehrmann	UPI-HM (1975,77), UPI-1 (1976), NYN (1976)	OT-Jim Parker	SN (1957,59-62,64,65)
RB-Marshall Faulk	UPI-1 (1994), PFW (1994, 98), FN (1994, 98), UPI-2 (1995)	LB-Bill Pellington	SN (1958,64)
P-Chris Gardocki	UPI-1 (1996), FN (1996)	WR-Willie Richardson	SN (1967)
OT-Tarik Glenn	FN (1999)	DE-Bubba Smith	SN (1970,71) UPI-1 (1970,71), AP-1 (1971), PFW (1971)

OG-Ron Solt UPI-1 (1987), PFW (1987), FN (1987)
 OG-Art Spinney SN (1958)
 P-Rohn Stark UPI-2 (1982-84), NYN (1982), UPI-1 (1985,86,90), FN (1985,86,89,92), PFW (1986,90,92)
 LB-Steve Stonebreaker SN (1965)
 DB-Charlie Stukes UPI-HM (1971)
 OG-Dan Sullivan SN (1968)
 QB-John Unitas SN (1958-60,64,67), UPI-2 (1970)

K-Mike Vanderjagt FN (1999)
 PR-Clarence Verdin PFW (1989,90,92), UPI-1 (1990,92), FN (1990,92)
 OT-Bob Vogel SN (1965-69), UPI-2 (1970,71), PFW (1971)
 DB-Rick Volk SN (1970), UPI-HM (1970), AP-1 (1971), PFW (1971), UPI-2 (1971)
 LB-Stan White UPI-2 (1977)
 OG-John Williams UPI-HM (1971)

NFL ALL-ROOKIE TEAMS

1972 - OT-Tom Drougas (PFW)
 1974 - DE-John Dutton (PFWA, UPI, PFW, FD), DE-Fred Cook (UPI, FD)
 1976 - DT-Ken Novak (PFWA)
 1979 - DB-Larry Brazier (PFWA)
 1980 - WR-Ray Butler (PFWA, UPI, PFW, FD)
 1981 - DT-Bubba Green (PFW), DE-Donnell Thompson (PFWA, UPI, PFW)
 1982 - WR-Matt Bouza (FD), LB-Johnie Cooks (PFWA), DT-Léo Wisniewski (PFWA, PFW), P-Rohn Stark (PFWA, PFW, FD), DB-James Burroughs (FD), DE-Fletcher Jenkins (PFW)
 1983 - OG-Chris Hinton (PFWA, UPI, FD), LB-Vernon Maxwell (PFWA, UPI, FD), OT-Jim Mills (UPI)
 1984 - OG-Ron Solt (PFWA, UPI, PFW, FD), DE-Blaise Winter (PFWA, UPI, PFW, FD)
 1985 - LB-Duane Bickett (PFWA, UPI, FD), DB-Anthony Young (UPI)
 1986 - WR-Bill Brooks (PFWA, UPI, PFW, FD), DE-Jon Hand (PFW)
 1987 - DB-Freddie Robinson (UPI, PFW, FD)

1988 - LB-O'Brien Alston (PFWA, UPI, PFW, FD), QB-Chris Chandler (PFWA, UPI, PFW, CFPN, FD)
 1989 - WR-Andre Rison (PFWA, UPI, PFW, CFPN, FD)
 1990 - QB-Jeff George (PFWA, UPI, PFW, CFPN, FD, FN)
 1992 - LB-Quentin Coryatt (PFWA), DE-Steve Emman (PFWA, FN)
 1993 - DB-Roy Buchanan (FN)
 1994 - RB-Marshall Faulk (PFWA, CFPN, FN)
 1995 - TE-Ken Dilger (PFWA, FN)
 1996 - WR-Marvin Harrison (FN)
 1997 - OG-Tarik Glenn (CFPN, PFW)
 1998 - DL-Larry Chester (PFW), QB-Peyton Manning (CFPN, PFW, FN, FD), OG-Steve McKinney (PFW), WR-Jerome Pathon (CFPN, PFW, FN, FD), K-Mike Vanderjagt (CFPN, PFW, FD)
 1999 - Edgerrin James (CFPN, FD, FN, PFW), LB-Mike Peterson (FD, FN, PFW), P-Hunter Smith (CFPN, PFW), KR-Terrence Wilkins (FD, FN, PFW)
 2001 - IDrees Bashir (PFW)

PRO BOWL COLTS

(Selections by season; *MVP)

1953 - Dick Barwegan, Art Donovan, Tom Keane, George Taliaferro
 1954 - Art Donovan (2), Gino Marchetti, Buddy Young
 1955 - Alan Ameche, Art Donovan (3), Gino Marchetti (2), Bert Rechichar, Dick Szymanski
 1956 - Alan Ameche (2), Art Donovan (4), Gino Marchetti (3), Lenny Moore, Bert Rechichar (2)
 1957 - Alan Ameche (3), Art Donovan (5), Gino Marchetti (4), Jim Mutscheller, Bert Rechichar (3*), John Unitas
 1958 - Alan Ameche (4), Raymond Berry, Don Joyce, Gene Lipscomb, Lenny Moore (2), Jim Parker, John Unitas (2), Gino Marchetti (DNP-inj.)
 1959 - Raymond Berry (2), Gene Lipscomb (2*), Gino Marchetti (5), Lenny Moore (3), Jim Parker (2), Art Spinney, John Unitas (3*)
 1960 - Gino Marchetti (6), Lenny Moore (4), Andy Nelson, Jim Parker (3), Art Spinney (2), John Unitas (4*)
 1961 - Raymond Berry (3), Gino Marchetti (7), Lenny Moore (5), Jim Parker (4), John Unitas (5)
 1962 - Gino Marchetti (8), Lenny Moore (6), Jim Parker (5), Dick Szymanski (2), John Unitas (6)
 1963 - Raymond Berry (4), John Mackey, Gino Marchetti (9*), Jim Parker (6), John Unitas (7*)
 1964 - Raymond Berry (5), Bobby Boyd, Gino Marchetti (10), Lenny Moore (7), Jim Parker (7), Dick Szymanski (3), Bob Vogel, John Unitas (8)
 1965 - Jerry Logan, John Mackey (2), Jimmy Orr, Jim Parker (8), Bob Vogel (2)
 1966 - Ordeell Braase, Lenny Lyles, John Mackey (3), John Unitas (9)
 1967 - Ordeell Braase (2), John Mackey (4), Fred Miller, Willie Richardson, John Unitas (10), Bob Vogel (3), Rick Volk
 1968 - Bobby Boyd (2), Mike Curtis, John Mackey (5), Tom Matte, Fred Miller (2), Earl Morrall, Willie Richardson (2), Bob Vogel (4)

1969 - Tom Matte (2), Fred Miller (3), Tom Mitchell, Rick Volk (2)
 1970 - Mike Curtis (2), Jerry Logan (2), Bubba Smith
 1971 - Norm Bulcich, Bill Curry, Mike Curtis (3), Ted Hendricks, Jerry Logan (3), Bubba Smith (2), Bob Vogel (5), Rick Volk (3)
 1972 - Bill Curry (2), Ted Hendricks (2), Bruce Laird
 1973 - Ted Hendricks (3)
 1974 - Mike Curtis (4)
 1975 - John Dutton, George Kunz, Lydell Mitchell
 1976 - Roger Carr, John Dutton (2), Bert Jones, George Kunz (2), Toni Linhart, Lydell Mitchell (2)
 1977 - Mike Barnes, John Dutton (3), George Kunz (3), Toni Linhart (2), Lydell Mitchell (3)
 1979 - Joe Washington
 1983 - Chris Hinton
 1985 - Chris Hinton (2), Rohn Stark
 1986 - Ray Donaldson, Chris Hinton (3), Rohn Stark (2)
 1987 - Dean Biasucci, Duane Bickett, Eric Dickerson, Ray Donaldson (2), Chris Hinton (4), Ron Solt
 1988 - Eric Dickerson (2), Ray Donaldson (3), Chris Hinton (5)
 1989 - Eric Dickerson (3), Ray Donaldson (4), Chris Hinton (6)
 1990 - Rohn Stark (3), Clarence Verdin
 1992 - Rohn Stark (4), Clarence Verdin (2)
 1994 - Marshall Faulk (*)
 1995 - Marshall Faulk (2), Jim Harbaugh, Will Wolford
 1996 - Cary Blanchard, Chris Gardocki
 1998 - Marshall Faulk (3)
 1999 - Marvin Harrison, Edgerrin James, Peyton Manning
 2000 - Marvin Harrison (2), Edgerrin James (2), Peyton Manning (2)
 2001 - Ken Dilger, Marvin Harrison (3)

NFL MOST VALUABLE PLAYER AWARDS

- QB-John Unitas NEA (1957,67), UPI (1959,64,67), SN (1959,64,67), AP (1964,67), FN (1964)
- RB-Lenny Moore NEA (1964)
- QB-Earl Morrall AP, UPI, NEA, SN (1968)
- QB-Bert Jones AP, NEA, PFWA, NYN (1976)

HOF NFL 50TH ANNIVERSARY TEAM

(Place in voting)

First - TE-John Mackey, DE-Gino Marchetti, QB-John Unitas; Second - WR-Raymond Berry, DT-Art Donovan; Third - RB-Lenny Moore

HOF NFL 75TH ANNIVERSARY TEAM

WR-Raymond Berry, LB-Ted Hendricks, DE-Gino Marchetti, OG-Jim Parker, QB-John Unitas

HOF NFL 1960-84 ALL-STAR TEAM

First-Team - WR-Raymond Berry, DE-Gino Marchetti, OG/T-Jim Parker, QB-John Unitas, HC-Don Shula (tie); Second-Team - LB-Ted Hendricks, TE-John Mackey

HOF NFL TEAMS OF THE DECADES

- 1950s - WR-Raymond Berry, DT-Art Donovan, DE-Gino Marchetti, RB-Lenny Moore, OG/T-Jim Parker
- 1960s - DB-Bobby Boyd, TE-John Mackey, QB-John Unitas
- 1970s - LB-Ted Hendricks
- 1980s - RB-Eric Dickerson

SUPER BOWL SILVER ANNIVERSARY TEAM

LB-Ted Hendricks

NFL EXECUTIVE OF THE YEAR

- Joe Thomas - SN (1975)
- Bill Polian - FD, PFW/PFWA, SN (1999)

NFL COACH OF THE YEAR

- Weeb Ewbank AP, UPI (1958)
- Don Shula UPI (1964), SN (1964,68), AP (1964, 67-tied, 68), NYN (1964, 67, 68)
- Ted Marchibroda AP, PFW, SN, FD, NYN (1975)
- Ron Meyer PFWA (1987)

NFL OFFENSIVE PLAYER OF THE YEAR

- QB-Earl Morrall PFW (1968)
- QB-Bert Jones AP (1976)

NFL ROOKIE OF THE YEAR

- RB-Alan Ameche SN, UPI (1955)
- RB-Lenny Moore UPI (1956)
- WR-Jimmy Orr UPI (1958)
- RB-Marshall Faulk SN, PFWA, SI, FD, CFFN, NEA (1994)
- RB-Edgerrin James SN, SI (1999)

NFL OFFENSIVE ROOKIE OF THE YEAR

- RB-Marshall Faulk - AP, PFW, FD (1994)
- RB-Edgerrin James - AP, CFFN, FD, FN, PFW, USA (1999)

NFL COMEBACK PLAYER OF THE YEAR

- K-Jim Martin AP (1963)
- RB-Lenny Moore AP (1964)
- QB-Jim Harbaugh PFW (1995)

NFL DEFENSIVE ROOKIE OF THE YEAR

- LB-Vernon Maxwell AP, PFW (1983)
- LB-Duane Bickett AP (1985)

NATIONAL 100-YARD CLUB NFL OUTSTANDING BLOCKER

OG-Jim Parker - (1964)

NFL LINEBACKER OF THE YEAR

LB-Mike Curtis - FD (1974)

NFL MOST VALUABLE LINEMAN

DE-Gino Marchetti - AP (1958)

NFL KICKER OF THE YEAR

K-Cary Blanchard - PFW (1996)

NFL GOLDEN TOE AWARD

K-Toni Linhart - PFW (1976)

AFC COACH OF THE YEAR

- Ron Meyer UPI, FN (1987)
- Ted Marchibroda PFWA, NYN (1975), CFFN (1992)

AFC MOST VALUABLE PLAYER

QB-Bert Jones - NYN (1975,76)

AFC PLAYER OF THE YEAR

- QB-Bert Jones UPI (1976)
- QB-Jim Harbaugh UPI (1995)
- QB-Peyton Manning FN (1999)

AFC ROOKIE OF THE YEAR

RB-Marshall Faulk - UPI (1994)

KANSAS CITY COMMITTEE OF 101 AWARDS

- LB-Mike Curtis AFC Defensive MVP (1970)
- HC-Ted Marchibroda AFC Coach of the Year (1975)
- QB-Bert Jones AFC Offensive MVP (1976)
- HC-Ron Meyer AFC Coach of the Year (1987)
- QB-Jim Harbaugh AFC Offensive Player of the Year (1995)
- HC-Jim Mora AFC Coach of the Year (1999)
- QB-Peyton Manning AFC Offensive Player of the Year (1999)

WASHINGTON DC TOUCHDOWN CLUB

- QB-John Unitas NFL MVP (1957, 58-tied, 67)
- HC-Weeb Ewbank NFL Coach of the Year (1958)
- RB-Lenny Moore NFL MVP (1964)
- HC-Don Shula NFL Coach of the Year (1964,68)
- HC-Ted Marchibroda NFL Coach of the Year (1975)
- QB-Bert Jones AFC Offensive MVP (1976)

PHILADELPHIA MAXWELL CLUB

QB-John Unitas - NFL MVP (1959,64,67)

SPORTS ILLUSTRATED NFL PLAYER OF THE YEAR

RB-Marshall Faulk (1998)

NFLPA MACKEY AWARDS

- P-David Lee 1966,69 NFL Punting
- QB-Earl Morrall 1968 NFL Passing
- KR-Preston Pearson 1968 NFL Kick Returns
- KR-Jim Duncan 1970 AFC Kick Returns
- RB-Bruce Laird 1972 AFC Kick Returns
- RB-Lydell Mitchell 1974,75 (tie), 77 AFC Receiving
- K-Toni Linhart 1976 AFC Kick-Scoring
- DB-Lyle Blackwood 1977 AFC Interceptions
- RB-Joe Washington 1979 AFC Receiving
- P-Rohn Stark 1983,85,86,92 AFC Punting
- DB-Mike Prior 1987 AFC Interceptions
- RB-Eric Dickerson 1987,88 Rushing; 1988 TDs (tied)
- KR-Claarence Verdin 1989,90 AFC Punt Returns
- WR-Reggie Langhorne 1993 AFC Receptions
- RB-Marshall Faulk 1995 AFC TDs (tied)
- K-Cary Blanchard 1996 AFC Scoring
- P-Chris Gardocki 1996 NFL Net Punting Average

AFC PLAYERS OF THE WEEK

- 1984 - QB-Mike Pagel (9/9 at Houston)
 1985 - WR-Wayne Capers (10/27 vs. Green Bay)
 DB-Eugene Daniel (10/27 vs. Green Bay)
 1986 - DB-Leonard Coleman (10/12 vs. New Orleans)
 DT-Harvey Armstrong (12/22 at LA Raiders)
 1987 - QB-Gary Hogeboom (10/4 at Buffalo)
 LB-Duane Bickett (11/1 at NY Jets)
 LB-Cliff Odom (11/15 at Miami)
 RB-Eric Dickerson (12/27 vs. Tampa Bay)
 1988 - RB-Eric Dickerson (10/23 at San Diego)
 LB-Duane Bickett (11/27 vs. New England)
 1989 - DB-Keith Taylor (10/22 at Cincinnati)
 DB-Mike Prior (12/10 vs. Cleveland)
 QB-Jack Trudeau (12/17 vs. Miami)
 1990 - QB-Jack Trudeau (9/30 at Philadelphia)
 1991 - QB-Jeff George (11/10 at NY Jets)
 1992 - LB-Chip Banks (9/6 vs. Cleveland)
 DE-Steve Emtman (10/25 at Miami)
 1993 - LB-Duane Bickett (9/26 vs. Cleveland)
 K-Dean Biasucci (10/31 vs. New England)
 K-Dean Biasucci (12/5 at NY Jets)
 1994 - DB-Ray Buchanan (12/4 at Seattle)
 1995 - RB-Marshall Faulk (10/1 vs. St. Louis Rams)
- QB-Jim Harbaugh (10/8 at Miami)
 K-Cary Blanchard (10/15 vs. San Francisco)
 LB-Tony Bennett (11/26 vs. Miami)
 1996 - PR-Marvin Harrison (9/8 at NY Jets)
 K-Cary Blanchard (9/15 at Dallas)
 K-Cary Blanchard (11/17 vs. NY Jets)
 DB-Jason Belsler (12/5 vs. Philadelphia)
 WR-Marvin Harrison (12/15 at Kansas City)
 1997 - QB-Paul Justin (11/16 vs. Green Bay)
 TE-Ken Dilger (12/14 vs. Miami)
 1998 - QB-Peyton Manning (11/15 vs. NY Jets)
 RB-Marshall Faulk (12/13 vs. Cincinnati)
 1999 - QB-Peyton Manning (9/26 at San Diego)
 RB-Edgerrin James (10/31 vs. Dallas)
 RB-Edgerrin James (11/21 at Philadelphia)
 K-Mike Vanderjagt (12/5 at Miami)
 2000 - QB-Peyton Manning (9/25 vs. Jacksonville)
 K-Mike Vanderjagt (10/1 at Buffalo)
 RB-Edgerrin James (10/15 at Seattle)
 RB-Edgerrin James (12/11 vs. Buffalo)
 QB-Peyton Manning (12/24 vs. Minnesota)
 2001 - QB-Peyton Manning (9/23 at Buffalo)

AFC PLAYERS OF THE MONTH

- 1988 - RB-Eric Dickerson (December)
 1995 - QB-Jim Harbaugh (October)
 1996 - K-Cary Blanchard (November)
- 1999 - WR-Marvin Harrison (September)
 RB-Edgerrin James (November)
 2000 - P-Hunter Smith (September)
 RB-Edgerrin James (October)

NFL OFFENSIVE ROOKIE OF THE MONTH

- 1999 - RB-Edgerrin James (September)
 RB-Edgerrin James (November)
 2001 - RB-Dominic Rhodes (December)



RB-Dominic Rhodes rushed for 1,104 yards in 2001, the most rushing yards in NFL history by an undrafted rookie free agent.

ALUMNI

The following compilation of Colts alumni includes every player who has ever appeared in a Colts uniform during a regular season National Football League game since 1953. Errors will be corrected if documented. Asterisk (*) denotes players and coaches who were on Colts World Championship teams. The numbers following college listings are jersey numbers. The numbers at the end of the column are seasons played.

COACHES

Ahrens, Dave-Wisconsin	1991	Howell, Richard-Davidson	2000-01	Painter, Dwain-Rutgers	1992-93
Arians, Bruce-Virginia Tech	1998-00	Huey, Gene-Wyoming	1992-01	Peay, Francis-Missouri	1992-93
Arnsperger, Bill-Miami (O)	1964-69	Hufnagel, John-Penn State	2001	Pellington, Bill-Rutgers	1963
*Ball, Herman-Davis-Elkins	1956-62	Hughes, Tom-Purdue	1955	Powers, Clyde-Oklahoma	1980
Batta, Tom-Kent State	1994-97	Hunter, Hal-Pittsburgh	1982-84	Richards, Roy-Nebraska	1953
Baughan, Maxie-Georgia Tech	1975-79	*Idzik, John-Maryland	1970-72, 80-81	Robertson, Jay-Northwestern	1992-93, 97
Becker, John-Cal State-Northridge	1985-88	Infante, Lindy-Florida	1995-97	Robinson, Jimmy-Georgia Tech	1994-97
*Bielski, Dick-Maryland	1964-72, 77-81	Jackson, Mill-Tulsa	1989-91	Rowen, Keith-Stanford	1985-88
Blache, Greg-Notre Dame	1994-98	Johnson, Jim-Missouri	1994-97	*Rymkus, Lou-Notre Dame	1970
Blackledge, Ron-Bowling Green	1992-96	Kennan, Larry-LaVerne	1989-90	*Sandusky, John-Villanova	1959-72
Boutselis, George-North Carolina	1975-81	Khayat, Ed-Tulane	1977-81	Scarnecchia, Dante-Cal Western	1989-90
*Boyd, Bob-Oklahoma	1969-72, 81	Kuhlmann, Hank-Missouri	1994-97	Schnellenberger, Howard-Kentucky	1973-74
Bratkowski, Zek-Georgia	1982-84	Kush, Frank-Michigan State	1982-84	Seely, Brad-South Dakota State	1989-93
Bresnahan, Chuck-Navy	1996-97	Lauterbach, Frank-Mt. Union	1955-56, 74-77	Selick, George-Notre Dame	1973
*Bridgers, John-Auburn	1957-58	Lovatt, Tom-Utah	1985-88	*Shaw, Bob-Ohio State	1957-58
Briner, Greg-Cal Western	1989	Mann, Richard-Arizona State	1982-84	Shula, Don-John Carroll	1963-69
Brune, Fred-Ohio State	1993-96	Marchetti, Gino-USF	1963	Sidwell, Steve-Corolado	1985
*Bullough, Hank-Michigan State	1970-72	Marciano, Tony-Indiana Univ. (Pa.)	1998-01	Smith, Jerry-Wisconsin	1974-76
Burnett, Dick-SW Kansas	1987-91	Marchibroda, Ted-St. Bon. A.	1975-79, 92-95	Spencer, Kevin-Springfield (Mass.)	1998-01
Callahan, Roy-Kentucky	1973	Marshall, John-Washington	1986-88	Symank, John-Florida	1979-81
Carson, Bud-N. Carolina	1982	Mathews, Billie-Southern	1985-86	Szymanski, Dick-Notre Dame	1974
Catavolos, George-Purdue	1984-93, 98-01	*McCafferty, Don-Ohio State	1959-72	Theder, Roger-W. Michigan	1982-84
Croon, Sylvester-Alabama	1991	McCormack, Mike-Kansas	1980-81	Thomas, Joe-Ohio Northern	1954, 74
Cumiskey, Frank-Ohio State	1954-56	McCulley, Pete-Louisiana Tech	1973-76	Thomas, Pat-Texas A&M	1994-97
Cunningham, Gunther-Oregon	1982-84	Meyer, Ron-Purdue	1981-91	Tillman, Rusty-Northern Arizona	1998
Davis, Charles-UCLA	1996-97	Miller, Rod-Western Illinois	1971-72	Tobin, Vince-Missouri	1994-95
Doll, Don-USC	1974	Molesworth, Keith-Mannmouth	1953	Torine, Jon-Springfield (Mass.)	1998-01
Douglas, Otis-Wm. & Mary	1953	Mora, Jim-Occidental	1998-01	Valente, Bob-Illaco	1982-83
Dovell, Whitely-Maryland	1975-78	Moore, Tom-Iowa	1998-01	Venturi, Rick-Northeastern	1982-93
Dowhower, Rod-San Diego State	1985-86	Mudd, Howard-Hillsdale (Mich.) Col.	1998-01	Voris, Dick-San Jose State	1973
*Ewbank, Weeb-Miami (O)	1954-62	Muir, Bill-Susquehanna	1989-91	Waszyk, Nick-Ohio State	1953
Fangio, Vic-E. Stroudsburg St.	1999-01	Murphy, Mike-Utah	1998-01	Weber, Chuck-West Chester State	1980-81
Franklin, Bobby-Mississippi	1973	Murphy, Russ-Davidson	1954	Westhoff, Mike-Wichita State	1982-84
Furness, Steve-Rhode Island	1991	Mutscheller, Jim-Notre Dame	1963	Wietscha, Jay-Northwestern	1980-81
Geis, Wayne-Lock Haven	1996-97	Myers, Chip-NW Oklahoma	1985-88	*Winner, Charlie-Washington	1954-65
Gibbs, Alex-Davidson	1992	Nicolau, Nick-S. Connecticut	1992-94	Young, George-Bucknell	1970, 73
Grantam, Todd-Va. Tech	1999-01	Noll, Chuck-Dayton	1966-67	Zupancic, Tom-Indiana Central	1984-98
Hawkins, Ralph-Maryland	1978	Norvell, Jay-Iowa	1998-01	Zwahlen, Ernie-Oregon St.	1979
Hill, George-Denison	1985-88	Pagano, John-Mesa State	1998-01		

PLAYERS

Abramowitz, Sid (I) Tulsa	69/74, 83, 87	Bailey, Don (C) Miami	61, 84-85	Bell, Kerwin (QB) Florida	12, 96-97
Achica, George (NT) USC	62, 85	Bailey, Elmer (WR) Minnesota	87, 82	Bell, Mark (DE) Colorado State	48/90, 83-84
Agose, Alex (G) Illinois	62, 53	Bailey, Jim (DT) Kansas	65/79, 70-74	Bellini, Mark (WR) BYU	87, 87-88
Agee, Mel (DE) Illinois	90, 91-92	Baker, Ron (OG) Oklahoma St.	60, 78-79	Belser, Jason (DB) Oklahoma	29, 92-00
Ahrens, Dave (LB) Wisconsin	57, 85-87	Baker, Shannon (WR) Florida St.	84, 93-94	Benhart, Eugene (QB) W. Illinois	18, 90
al-Jabbar, Abdul-Karim (RB) UCLA	33, 00	Baldinger, Brian (OT) Duke	62, 88-91	Benjamin, Bill (LB) San Jose St.	54, 87
Alberty, Trev (LB) Nebraska	51, 94-96	Baldinger, Gary (DL) Wake Forest	94, 90	Bennett, Cornelius (LB) Alabama	97, 99-00
Allrege, Raul (K) Texas	2, 83-85	Baldschwiler, Karl (T) Oklahoma	72, 83	Bennett, Tony (LB) Mississippi	56, 94-97
Allen, Gerald (B) Omaha	44, 66		85-86	Benson, Mitchell (DL) TCU	95, 89-90
Alexander, Elijah (LB) Kansas State	50, 96-98	Baldwin, Bob (B) Clemson	34, 66-67	Bentley, Albert (RB) Miami (Fla.)	20, 85-91
Alley, Don (F) Adams St.	29, 67	Ball, Michael (DB) Southern	31, 88-93	Berra, Tim (WR) Massachusetts	84, 74
Alston, Mack (TE) UMES	83, 77-80	*Ball, Sam (T) Kentucky	73, 66-70	Berry, Bertrand (LB) Notre Dame	57, 97-99
Alston, O'Brien (LB) Maryland	97, 88-89	Ballage, Pat (S) Notre Dame	26/40, 86-87	*Berry, Raymond (E) SMU	82, 55-67
Ambrose, Ashley (DB) Ms. Val. St.	33, 92-95	Ballard, Quinton (NT) Elon	97, 83	Bertucco, Tony (LB) Cal-St. Chico	51, 71
*Ameh, Alan (B) Wisconsin	35, 55-60	Banes, Joey (OL) Houston	65, 90	Beutler, Tom (LB) Toledo	53, 71
Amman, Richard (DE) Florida St.	73, 72-73	Banks, Chip (LB) USC	51, 89-92	Biosucci, Dean (K) W. Carolina	4/5, 84, 86-94
Anderson, Don (DB) Purdue	36, 85	Banks, Chuck (RB) WV Tech	37, 87		
Anderson, Kim (DB) Arizona St.	26, 80-84	Banks, Roy (WR) E. Illinois	86, 87-88	Bickett, Duane (LB) USC	50, 85-93
Anderson, Larry (DB) La. Tech	30, 82-84	Banta, Bradford (TE) USC	83, 94-99	Bielski, Dick (E) Maryland	31, 62-63
Anderson, Willie (WR) UCLA	84, 95	Barber, Kantray (RB) West Virginia	46, 98	Bighard, Jack (E) Pepperdine	80, 54
Andrews, John (TE) Indiana	36/88, 73-74	Barber, Michael (LB) Clemson	53, 98-99	Bird, Cory (B) Va. Tech	41, 01
Arbuckle, Charles (TE) UCLA	81, 92-95	Barnes, Ernie (NT) Miss. St.	95, 83	Blackman, Jan (OL) Purdue	71, 98
Armour, Phillip (C) N. Texas State	54, 00	Barnes, Lionel (DE) La.-Monroe	93, 00-01	Blackmon, Robert (DB) Baylor	25, 97-98
Armstrong, Harvey (NT) SMU	79, 86-90	Barnes, Mike (DE) Miami (Fla.)	63, 73-81	Blackwood, Lyle (S) TSU	44, 77-80
Astinson, Jess (K) Maryland	14, 88	Barwiggen, Dick (G) Purdue	61, 53-54	Blados, Brian (OL) N. Carolina	63, 91
Austin, Billy (DB) New Mexico	47, 98-00	Bashir, Idrees (DB) Memphis	28, 01	Blanchard, Gary (K) Oklahoma St.	14, 95-97
Austin, Occie (DB) Utah St.	37, 68-69	Baylor, John (DB) Sou. Miss.	36, 89-93	Blondin, Ernie (T) Tulane	41, 53
Auzenne, Troy (OT) California	75, 96	Baylar, Tim (DB) Morgan State	47, 76-78	Blount, Tom (B) Georgia Tech	25, 66
Averna, Sisto (G) Muhlenberg	60, 53-54	Beach, Pat (TE) Wash. St.	81, 82-83, 85-91	Blevins, Tony (DB) Kansas	26, 99-00
Bailey, Aaron (WR) Louisville	80, 94-98			Blue, Forrest (C) Auburn	50, 75-78

Boggs, Mark (OT) Ball State 60 . . . 87	Cooks, Johnnie (LB) Miss. St. 98 . . . 82-88	Faegin, Wiley (G) Houston 61 . . . 61-62
Bonham, Shane (DT) Tennessee . . . 72 . . . 99	Coryatt, Quentin (LB) Texas A&M 55 . . . 92-97	Feamster, Tom (T) Florida St. 79 . . . 56
Bouza, Matt (WR) California 85/87 . . 82-89	Cota, Chad (DB) Oregon 37 . . . 99-01	Feasel, Grant (C) Abilene Christian . . 50 . . 83-84
Boyd, Bob (DB) Oklahoma 40 . . . 60-68	Coutre, Larry (B) Notre Dame 24 . . . 53	Federspiel, Joe (LB) Kentucky 50 . . . 81
Boyer, Mark (TE) USC 84 . . . 85-89	Covington, John (DB) Notre Dame 39 . . . 94	Felts, Bob (B) Florida A&M 47 . . . 65
*Brasse, Orald (DE) S. Dakota 81 . . . 57-68	Cox, Aaron (WR) Arizona State 80 . . . 94	Ferguson, Joe (GB) Arkansas 12 . . . 90
Bracelin, Greg (LB) California 52 . . . 82-84	Cradock, Nate (RB) Parsons 32 . . . 63	Fernandes, Ron (DE) Eastern Mich. . . . 73 . . 76-79
Brazier, Jeff (LB) Kentucky 51 . . . 99	Crubbs, Joe (RB) Auburn 30 . . . 88	Fields, Greg (DE) Grambling 79 . . 79-80
Brady, Kerry (K) Hawaii 9 . . . 88	Criswell, Jeff (OG) Graceland 62 . . . 87	Fields, Jitter (DB) Texas 29 . . . 87
Bragg, Mike (P) Richmond 4 . . . 80	Crockett, Zack (RB) Florida State 32 . . 95-98	Figaro, Cadric (LB) Notre Dame 58 . . 91
Brandes, John (TE) Cameron 88 . . 87-89	Crosby, Cleveland (DE) Arizona 73 . . 82	Finn, Jim (RB) Penn 36 . . 00-01
Brandon, Michael (DE) Florida 99 . . 93	Crosby, Clifford (DB) Maryland 31 . . 01	Finnin, Tom (DT) Detroit 77 . . 53-56
Bratzke, Chad (DE) E. Kentucky 92 . . 99-01	Crouch, Terry (OG) Oklahoma 75 . . 82	Flowers, Bernie (E) Purdue 81 . . 56
Brazier, Larry (DB) USC 47 . . 79-81	Culver, Rodney (RB) Notre Dame 35 . . 92-93	Flowers, Dick (B) Northwestern 18 . . 53
Brathauer, Monte (E) Oregon 80/86/88 . 53-55	Cunningham, Pat (OL) Texas A&M 72 . . 90	Foley, Tim (OT) Notre Dame 78 . . 81
Brewer, Dewell (RB) Oklahoma 26 . . 94	Cuzzo, Gary (QB) Virginia 15 . . 63-66	Fontanel, Al (DE) Baylor 69 . . 97-98
Briert, Doug (K) California 10 . . 01	*Curry, Bill (C) Georgia Tech 50 . . 67-72	Foote, Chris (C) USC 66 . . 80-81
Bronson, Ben (WR) Baylor 18 . . 95	Curry, Craig (DB) Texas 45 . . 87	Footman, Dan (DE) Florida State 98 . . 97-98
Brooks, Bill (WR) Boston U 80 . . 86-92	Curry, Shane (DL) Miami 91 . . 91	Franklin, Cleveland (RB) Baylor 28 . . 81-82
Brooks, Rodgers (DB) UAB 26 . . 01	*Curtis, Mike (LB) Duke 32 . . 65-75	Franklin, Willie (WR) Oklahoma 30 . . 72
Brotzki, Bob (OT) Syracuse 74 . . 86-88	*Curtis, Tom (DB) Michigan 25 . . 70-71	Frazier, Derrick (DB) Texas A&M 31 . . 96
Broughton, Willie (NT) Miami 68 . . 85-86	Daniel, Eugene (CB) LSU 38 . . 84-96	Fultz, Mike (DT) Nebraska 72/92 . . 81
Brown, Barry (E) Florida 36 . . 66-67	Daniel, Kenny (S) San Jose St. 23 . . 86-87	Gagliano, Bob (GB) Utah State 11 . . 88
Brown, Ed (QB) USF 14 . . 65	Darby, Byron (NT) USC 72 . . 87-88	Gambol, Chris (OT) Iowa 74 . . 88
Brown, Gordon (RB) Tulsa 42 . . 87	Davenport, Joe Dean (TE) Arkansas . . . 49 . . 01	Ganas, Rusty (DT) S. Carolina 73 . . 71
*Brown, Ray (DB) Mississippi 17 . . 58-60	Davidson, Colton (QB) Baylor 18/19/21 . 54, 57	*Gardin, Ron (DB) Arizona 30 . . 70-71
Brown, Timmy (RB) Ball State 2 . . 68	Davis, Lee (DB) Mississippi 28 . . 87	Gardner, Ellis (OL) Georgia Tech. . . . 65 . . 84
Bryan, Walter (B) Texas Tech 21 . . 55	*Davis, Mill (DB) UCLA 20 . . 57-60	Garodcki, Chris (P) Clemson 17 . . 95-98
Bryant, Steve (WR) Purdue 80 . . 85	Davis, Norman (C) Grambling 63 . . 67	Garrett, Mike (P) Georgia 9 . . 81
Buchanan, Ray (DB) Louisville 34 . . 93-96	Davis, Preston (GB) Baylor 27 . . 84-86	Garry, Ben (RB) S. Mississippi 29 . . 79-80
*Bulcich, Norm (RB) TCU 36 . . 70-72	Davis, Ted (LB) Georgia Tech 35 . . 64-66	Gaubatz, Dennis (LB) LSU 53 . . 65-69
Bulluck, Brian (LB) NC State 57 . . 87	Davis, Travis (NT) Michigan St. 95 . . 91	George, Ed (T) Wake Forest 73 . . 75
Burke, Randy (WR) Kentucky 84 . . 78-81	Davis, Wendell (WR) LSU 10 . . 95	George, Jeff (GB) Illinois 11 . . 90-93
Burkett, Jack (LB) Auburn 55 . . 61-66	Dawkins, Sean (WR) California 87 . . 93-97	Giannetti, Frank (DL) Penn State 65 . . 91
Burleson, Jason (TE) Texas 49 . . 93	Dawson, Luke (WR) Notre Dame 87 . . 99	Gilbert, Ben (OG) Ohio State 69 . . 00-01
Burris, Jeff (DB) Notre Dame 20 . . 98-01	DeCarlo, Art (E) Georgia 21/23 . 57-60	Gilburg, Tom (T) Syracuse 73 . . 61-65
Burroughs, James (CB) Mich. St. 45 . . 82-84	Dee, Dannie (TE) Tulsa 48 . . 88-89	Gill, Owen (RB) Iowa 44 . . 85-86
Burroughs, Sammie (LB) Port. St. 53 . . 96-97	Delaney, Jeff (S) Pittsburgh 34 . . 82-83	Ginn, Hubert (RB) Florida A&M 27/39 . 73
Butcher, Paul (LB) Wayne St. 53 . . 93-94	DeBello, Jack (B) Miami (Fla.) 19 . . 53	Glasgow, Nesby (DB) Washington 25 . . 97-01
Butler, Ray (WR) USC 80 . . 80-85	DeMulling, Rick (OG) Idaho 64 . . 01	Glenn, Tark (OG) California 78 . . 97-87
*Cali, Jack (B) Colgate 25 . . 57-58	Dent, Richard (DE) Tenn. State 96 . . 96	Glick, Gary (B) Colo. A&M 47 . . 61
Call, Kevin (OT) Colorado St. 71/72 . 84-93	DeRo, Brian (WR) Redlands U 87 . . 79-81	Goldestey, Jerry (QB) N. Illinois 12/15 . 79
Campanella, Joe (T) Ohio St. 73 . . 53-57	Dickel, Dan (LB) Iowa 55 . . 74-77	Goode, Chris (DB) Alabama 37 . . 87-93
Campbell, John (LB) Minnesota 55 . . 69	Dickerson, Eric (RB) SMU 29 . . 87-91	*Goode, Tom (QB) Mississippi St. . . . 54 . . 70
Cannon, Mark (C) Texas-Arlington . . . 58 . . 91	Dickey, Curtis (RB) Texas A&M 27/33 . 80-85	Gordon, Lennox (RB) N. Mexico 30 . . 00
Capers, Wayne (WR) Kansas 87 . . 85-86	Diehl, John (T) Virginia 78 . . 61-64	*Grant, Alan (DB) Stanford 26 . . 90-91
Caron, Roger (OT) Harvard 67/74 . 85-86	Dierm, Ryan (OG) N. Iowa 71 . . 01	*Grant, Bob (LB) Wake Forest 51 . . 68-70
Carr, Roger (WR) Louisiana Tech 81 . . 74-81	Dilger, Ken (TE) Illinois 85 . . 95-01	Grant, Stephen (H) W. Virginia 59 . . 92-97
Carthens, Mill (OT) Michigan 68 . . 87	Dills, Buckley (P) Georgia 10 . . 79	Groves, Marshome (OT) Arizona 61 . . 87
Carthon, Maurice (RB) Ark. St. 44 . . 92	Dixon, Randy (OT) Pittsburgh 69 . . 87-95	Groy, Carlton (DB) UCLA 26 . . 97
Carver, Melvin (RB) UNLV 30 . . 87	Dixon, Tius (WR) Troy State 87 . . 89	Groy, Cecil (DB) North Carolina 75 . . 93-94
Cash, Kerry (TE) Texas 88 . . 91-94	Dixon, Zachary (RB) Temple 31 . . 80-82	Groy, Derwin (DB) Brigham Young . . . 30 . . 93-97
Chandler, Chris (QB) Washington 17 . . 88-89	Doering, Chris (WR) Florida 15 . . 96-97	Green, Anthony (DT) N. Carolina St. . . 91 . . 81
Chatman, Ricky (LB) LSU 52 . . 87	Doering, Jason (DB) Wisconsin 34 . . 01	Green, E.G. (WR) Florida State 84 . . 98-00
Cheadam, Ernie (T) Loyola La 66 . . 54	Dornes, Marty (QB) Columbia 14 . . 72-75	Greene, Scott (RB) Michigan State . . . 43 . . 98-99
Cherry, Stan (LB) Morgan State 59 . . 73	Donaldson, Ray (C) Georgia 53 . . 80-92	Gregory, Ken (E) Whittier 88 . . 61
Chester, Larry (DL) Temple 64 . . 98-00	*Donovan, Art (DT) Boston College . . 70 . . 53-61	Griffin, Wade (TE) Mississippi 69 . . 77-81
Chester, Raymond (TE) Morgan State . . 87 . . 73-77	Daughy, Glenn (WR) Michigan 35 . . 72-79	Griggs, Perry (KR) Troy State 28 . . 77
Cheyunski, Jim (LB) Syracuse 59 . . 75-76	Draugas, Tom (T) Oregon 74 . . 72-73	Grinn, Dan (G) Colorado 67 . . 69
Chorak, Jason (LB) Washington 93 . . 98	*Duncan, James (DB) Md. St. 35 . . 69-71	Grimsley, Ed (LB) Akron 56 . . 87
Chorovich, Dick (T) Miami (O) 78 . . 55-56	Dunlap, Len (DB) N. Tex. St. 46 . . 71	Groce, Cliff (RB) Texas A&M 27/33 . 95-97
Chung, Eugene (OL) Va. Tech 66 . . 97	Dunn, Perry Lee (RB) Mississippi 31 . . 69	Gross, Les (C) Auburn 52 . . 79
Clancy, Sam (DL) Pittsburgh 76 . . 89-93	*Dupre, L. G. (RB) Baylor 45 . . 55-59	Haddad, Drew (WR) Buffalo 84 . . 01
Clark, Ken (RB) Nebraska 32 . . 90-92	Durham, Steve (DE) Clemson 72 . . 82	Haines, John (DL) Texas 90 . . 86
Clark, Rico (DB) Louisville 27 . . 97-98	Dutton, John (DE) Nebraska 78 . . 74-78	Hall, Randy (CB) Idaho 33 . . 74, 76
Clarks, Conrad (DB) NE Louisiana 35 . . 95	Ecklund, Brad (C) Oregon 50 . . 53	Hall, Steven (DB) Kentucky 35 . . 96
Clemens, Bob (B) Pittsburgh 48 . . 62	Edmunds, Randy (LB) Ga. Tech 52 . . 72	Hamm, Bob (DE) Nev. Reno 95 . . 87
Clinkscales, Dextor (S) S.C. State 47 . . 86	Edwards, Dan (E) Georgia 82 . . 53-54	Hampton, Jermaine (DB) N. Ill. 47 . . 01
Cofer, Mike (K) N.C. State 3 . . 95	Eggers, Doug (LB) S. Dakota St. 67 . . 54-57	Hancock, Kevin (LB) Baylor 51 . . 87
Coggill, Gail (E) Washington St. 80 . . 68	Ehrmann, Joe (DT) Syracuse 76 . . 73-80	Hard, Jon (DE) Alabama 78 . . 86-94
Cole, Terry (RB) Indiana 34 . . 68-69	Eisenhohl, Stan (OT) Towson St. 67 . . 89	Harbaugh, Jim (QB) Michigan 4/12 . 94-97
Coleman, Leonard (DB) Vanderbilt 31/47 . 85-87	Ekers, Andy (OT) Missouri 79 . . 84	Harbour, James (WR) Mississippi . . . 87 . . 86
Coley, James (TE) Clemson 87 . . 91	Elias, Keith (RB) Princeton 23 . . 98-99	Hardeman, Dan (RB) Texas A&M 36 . . 78-79
Collett, Elmer (G) SF State 66 . . 73-77	Elko, Bill (NT) LSU 96 . . 87	Hardin, Steve (OL) Oregon 66 . . 96
Colquitt, Craig (P) Tennessee 5 . . 87	Embree, Mel (E) Pepperdine 85 . . 53	Harness, Jim (B) Mississippi St. . . . 20/41 . 56
Colterhahn, Lloyd (E) Maryland 87 . . 54-56	Emmon, Steve (DT) Wash. 79/90 . 92-94	Harold, George (B) Allen 42 . . 66-67
Calvin, Jim (T) Houston 67/75 . 60-63	Enke, Fred (GB) Arizona 17 . . 53-54	Harper, Nick (DB) Ft. Valley St. 25 . . 01
Conjar, Larry (B) Notre Dame 48 . . 69-70	Erickson, Craig (QB) Miami 7 . . 95	Harper, Shawn (OT) Indiana 75 . . 95
Conley, Steven (LB) Arkansas 59 . . 98	Etheredge, Carlos (TE) Miami 81 . . 94	Harris, Joe (LB) Georgia Tech 50 . . 82
Conlin, Chris (OL) Penn State 66 . . 90-91	Faulk, Marshall (RB) San Diego St. . . . 28 . . 94-98	Harris, Sean (LB) Arizona 55 . . 01
Cook, Fred (DE) So. Mississippi 72 . . 74-80	Faulkner, Jeff (DL) Southern 94 . . 90	Harris, Wendell (DB) LSU 26 . . 62-65
*Cooke, Ed (E) Maryland 85 . . 59		Harrison, Bob (B) Ohio U 20 . . 61

2002 INDIANAPOLIS COLTS

Harrison, Dwight (DB) Texas A&M	28	78-79	Johnson, Marshall (WR) Hou.	29/80	75-78
Harrison, Marvin (WR) Syracuse	88	96-01	Johnson, Wayne (QB) Georgia	18	89
Hart, Jeff (T) Oregon State	68	79-83	Jones, Bert (QB) LSU	7	73-81
Hatchett, Derrick (CB) Texas	42	80-83	Jones, Brian (LB) Texas	56	91
Hathaway, Steve (LB) W. Virginia	58	84	Jones, Bryan (DB) Toledo	33	87
Hauack, Tim (DB) Montana	45	98	Jones, Isaac (WR) Purdue	15	99-00
Havrilak, Sam (B) Bucknell	17	69-73	Jones, Joe (TE) Va. Tech.	81	87
Hawkins, Alex (B) S. Carolina	25	59-65, 67-68	Jones, Mike (TE) Texas A&M	49	93
Hawthorne, Greg (TE) Baylor	83	87	Jones, Richard (DB) Texas A&I	39	96
Haymond, Alvin (DB) Southern U.	30	64-67	Jones, Ricky (LB) Tuskegee	51	80-83
Heffern, Shawn (OL) Notre Dame	79	87	Jordan, Antony (LB) Vanderbilt	91	98
Heimkreiter, Steve (LB) Notre Dame	58	80	Jordan, Steve (K) USC	6	87
Hemphill, Darryl (FS) W. Texas St.	27	82	Joseph, Vance (DB) Colorado	43	96
Hendricks, Ted (LB) Miami (Fla.)	83	69-73	*Joyce, Don (DE) Tulane	76/83	54-60
Henry, Bernard (WR) Arizona St.	88	82-85	Justin, Paul (QB) Arizona State	11	95-97
Henry, Steve (DB) Emporia State	44	81	Justin, Sid (CB) Long Beach St.	44	82
Hepburn, Lonnie (CB) Texas So.	43	71-72	Kaczmarek, Mike (LB) Southern Ill.	52	73
Hermann, John (B) UCLA	20	56	Kafentzis, Mark (S) Hawaii	29	83-84
Herscion, Brian (S) Connecticut	29	73	Kalmanir, Tom (B) Nevada	40	53
Herrmann, Mark (QB) Purdue	9	83-84, 90-92	Keane, Tom (DB) W. Virginia	21	53-54
Hered, Jeff (LB) Mississippi	54	86-98, 96	Kearse, Tim (WR) San Jose St.	85	87
Hester, Jesse (WR) Florida State	84	90-93	Kellar, Scott (NT) N. Illinois	94	86-87
Hetherington, Chris (RB) Yale	44	96-98	Kennedy, Jimmie (TE) Colorado St.	85	75-77
Heyward, Craig (RB) Pittsburgh	33	98	Kent, Joey (WR) Tennessee	16	00
Hickman, Dallas (LB) California	57	81	Kerkorian, Gary (QB) Stanford	18	54-56, 58
Hicks, Dwight (S) Michigan	29	86	Kern, Rex (DB) Ohio State	44	71-73
Hilger, Rusty (QB) Oklahoma St.	7	12	Kear, Josh (TE) Michigan State	83	00
*Hill, Jerry (RB) Wyoming	85	61-63, 70	Kiel, Blair (QB) Notre Dame	5	86-87
Hillon, Roy (DE) Jackson St.	45	65-73	Kight, Danny (OT) Augusta State	7	99-00
Hinton, Chris (DT) Northwestern	75	83-89	King, Shawn (DE) N.E. Louisiana	96	99
Hinton, Chuck (G/T) N. Carolina Col.	75	72	Kirchiro, Bill (G) Maryland	64	62
*Hinton, Ed (WR) Oklahoma	33	69-72	Kirchner, Mark (OT) Baylor	63	84, 86
Hogelin, Fred (C) Pittsburgh	54	73	Kirkland, Mike (QB) Arkansas	15	76-78
Hobert, Billy Joe (QB) Washington	14	00	Kirovau, Lou (T) Boston College	61	64
Hogeboom, Gary (CB) C. Michigan	7	86-88	Kitchings, Desmond (WR) Furman	12	01
Holcomb, Kelly (QB) MTSU	13	96-00	Klaska, Joe (NT) Temple	73	88
Holler, Dwight (LB) N. Carolina	56	00	Knight, Steve (OL) Tennessee	63/73	87-88
Holloway, Cornell (DB) Pittsburgh	25	90-92	Koller, Matt (QB) San Diego State	12	85
Holmberg, Rob (LB) Penn State	59	98	Koman, Bill (G) North Carolina	65	56
Holmes, Danick (RB) Portland State	44	99	Kostelnik, Ron (T) Cincinnati	65	69
Holsey, Bernard (DL) Duke	79	00	Kovac, Ed (B) Cincinnati	43	60
Holt, John (CB) W. Texas State	21	86-88	Krahl, Jim (DT) Texas Tech.	90	79-80
Horn, Dick (B) Stanford	18	58	Krauss, Barry (LB) Alabama	55	79-88
Howe, Garry (DT) Colorado	72	94	*Krouse, Ray (DE) Maryland	78	58
Hudson, Nat (OG) Georgia	63	82	Kunz, George (T) Notre Dame	75	75-77, 80
Huff, Ken (G) N. Carolina	62	75-82	La Fleur, Greg (TE) LSU	83	86
Huffman, Darvell (WR) Boston U.	85	91	Laird, Bruce (DB) American Intl.	40	72-81
Huggins, Harry (B) Stanford	31	55	Landy, Greg (QB) Massachusetts	11	79-81
Humiston, Mike (LB) Weber St.	57	82, 84	Langas, Bob (E) Dayton	83	54
Humm, David (CB) Nebraska	10/11	81-82	Lange, Bill (G) Dayton	66	53
Humphrey, Ronald (RB) Ms. V. St.	25	94-95	Langhorne, Reggie (WR)		
Humphries, Leonard (DB) Penn St.	23	94	Elizabeth City State	85	92-93
Hunley, LaMonte (LB) Arizona	56	85-86	LoPointe, Ron (TE) Penn State	85	80
Hunt, George (K) Tennessee	10	73	Larson, Curt (LB) Michigan State	59	89-90
Hunter, Ivy Joe (RB) Kentucky	45	89-90	*Larson, Lynn (T) Kansas St.	67	71-72
Hunter, James (NT) USC	92	82	Laskey, Bill (LB) Michigan	51	71-72
Huzvar, John (RB) Pittsburgh	30/38	53-54	Lattimore, Brian (RB) SE Mo. St.	21	91
Hyde, Glenn (OT) Pittsburgh	65	82	Leaks, Roosevelt (RB) Texas	48	75-79
Inslay, Trent (WR) Nev.-Reno	83	01	Leberman, Bob (B) Syracuse	40	54
Jackson, Ken (G) Texas	74	53-57	*Lee, David (P) Louisiana Tech	49	66-78
Jackson, Marcus (DB) Purdue	76	87	Lee, Keith (DB) Colorado State	42	85
Jackson, Mark (WR) Purdue	84	94	Lee, Monte (C) Texas	67	65
Jackson, Victor (DB) Bowie State	39	86	Lee, Ron (WR) West Virginia	34	76-78
Jackson, Waverly (OL) Virginia Tech	74	98-01	Leeuwenburg, Jeffrey (OG) Colorado	58	96-98
Jacquet, Nate (WR) San Diego St.	18	97	Leiding, Jeff (LB) Texas	92	86-87
James, Edgerinn (RB) Miami	32	99-01	Lesone, Jimmy (B) Virginia	31	54-55
James, Joe (LB) Texas	58	87	Lester, Keith (TE) Murray St.	88	87
James, Tommy (B) Ohio St.	42	56	*Lewis, Harold (B) Houston	43	59
Jarvis, Ralph (DL) Temple	93	90	Lewis, Joe (T) Compton	72	61
Jaworski, Matt (LB) Colgate	59	91	Linhart, Toni (K) Austria Tech.	2	74-79
*Jefferson, Roy (WR) Utah	87	70	Linn, Jack (OT) West Virginia	67	91
Jenkins, Fletcher (DE) Washington	94	82	Linne, Aubrey (E) TCU	87	61
Johnson, Anthony (RB) Notre Dame	23	90-93	*Lipscomb, Gene (DT) Miller H.S.	76	56-60
Johnson, Carmelus (G) Va. Union	61	68-72	Little, Jack (T) Texas A&M	72	53-54
Johnson, Ellis (DT) Florida	62	95-01	Lockett, J.W. (B) Okla. Central	35	63
Johnson, Ezra (DE) Morris Brown	90	88-89	*Logan, Jerry (DB) W. Texas State	20	63-72
Johnson, Gary Don (DT) Baylor	90	80	Looney, Joe Don (RB) Oklahoma	32	64
Johnson, Greg (DT) Florida State	79	77	Lorick, Tony (RB) Arizona St.	33	64-67
Johnson, Jason (C) Kansas St.	59/60	97-99	Lowdermilk, Kirk (C) Ohio State	63	93-96
Johnson, Kelley (WR) Colorado	84	87	Lowry, Orlando (LB) Ohio St.	58/59	85-89
Luca, Derrel (LB) Baylor	58	75-78			
Lush, Mike (DB) E. Stroudsburg St.	28	86			
Luther, Ed (QB) San Jose St.	11	84			
*Lyles, Lenny (DB) Louisville	26/43	58, 61-69			
Mackey, Dee (E) Texas St.	85	61-62			
*Mackey, John (TE) Syracuse	88	63-67			
MacKlin, David (DB) Penn State	27	00-01			
MacLeod, Tom (LB) Minnesota	52	74-78			
Mahlum, Eric (OG) California	65	94-96			
*Mailand, Jack (RB) Williams	23/40	70			
Majkowski, Don (QB) Virginia	7	93-94			
Mandarich, John (OT) Michigan St.	79	96-98			
Manning, Peyton (QB) Tennessee	18	98-01			
Manoa, Tim (RB) Penn State	44	91			
Maples, Butch (C) Baylor	53	63			
*Marchetti, Gino (DE) USF	75/89	53-64, 66			
Marshall, Greg (DT) Oregon St.	66	78			
Martin, Jim (K) Notre Dame	47	63			
Martin, Robbie (WR) Cal Poly					
SLO	31/88	85-86			
Martin, Sammy (WR) LSU	86	91			
Martin, Steve (DT) Missouri	90	96-98			
Mason, Lindsey (OT) Kansas	79	83			
Mattison, Jason (OT) Tex. A&M	67/74	94-97			
Mathias, Ric (DB) Wisc.-LaCrosse	42	98			
Mathis, Dedic (DB) Houston	26	96-97			
Matich, Trevor (OL) Brigham Young	64	92-93			
Matte, Tom (RB) Ohio St.	27/41	61-72			
Mattes, Ron (OT) Virginia	75	92			
Matuzajc, Frank (DL) Holy Cross	97	87			
*Matlock, Marv (B) Tulsa	64	59-61			
Maxwell, Carl (LB) So. Illinois	65	69			
*Maxwell, Tom (B) Texas A&M	42	69-70			
Maxwell, Vernon (LB) Arizona St.	56	83-84			
*May, Ray (LB) USC	56	70-72			
Mayer, Ron (TE) Morgan State	83	74			
McCall, Reese (TE) Auburn	86	78-82			
*McCaulley, Don (RB) N. Carolina	23	71-81			
*McCandless, Skip (DL) Arizona St.	95	92-93			
McCloskey, Mike (HB) Penn State	49	87			
*McCloughan, Dave (DB) Colorado	42	91			
McCooy, Tony (NT) Florida	61/94	92-99			
McDaniel, Emmanuel (DB) E. Carolina	39	97-98			
McDonald, Devon (LB) Notre Dame	57	93-95			
McDonald, Quintus (LB) Penn St.	96	89-91			
McDougal, Kevin (RB) Colorado St.	43	00-01			
McElroy, Lesland (RB) Texas A&M	34	99			
McElroy, Ray (DB) E. Illinois	40	95-98			
McGregor, Kelli (TE) Colorado St.	83	85			
McGuire, Kaipo (WR) Brig. Young/10/11	97-98				
McHan, Lamar (QB) Arkansas	14/17	61-63			
McKinney, Steve (OG) Texas A&M	76	98-01			
McLemore, Chris (RB) Arizona	36	87			
McLemore, Thomas (TE) Southern	81	95			
McMillan, Chuck (B) John Carroll	31	54			
McMillan, Randy (RB) Pittsburgh	32	81-86			
McNanie, Sean (DL) San Diego St.	90	90			
McPhail, Buck (RB) Oklahoma	31	53			
*McQuaid, Dan (OL) Nevada-L.V.	60	88			
Meadows, Adam (OT) Georgia	73	97-01			
Memmelaar, Dale (G) Wyoming	67	66-67			
Mendenhall, Ken (C) Oklahoma	57	71-80			
Merritts, Jim (DL) West Virginia	65	87			
Metzclif, Bo (FB) Baylor	28	84			
Michaels, Lou (DE, K) Kentucky	79	64-69			
Mickens, Arnold (RB) Butler	27	96			
Middleton, Frank (RB) Maryland A&M	43	84			
Mike-Mayer, Steve (K) Maryland	5	79-80			
Mildren, Jack (S) Oklahoma	11	72-73			
Miller, Brandon (DT) Georgia	65	00			
Miller, Chuckie (DB) UCLA	28	88			
Miller, Dan (K) Miami (Fla.)	1	82			
Miller Eddie (WR) South Carolina	86	92-93			
*Miller, Ed (DT) LSU	76	63-72			
Mills, Jim (T) Hawaii	76	83-84			
Mioduszewski, Ed (B) Wm. & Mary	26	53			
Miranda, Paul (DB) Central Florida	21	99			
Mitchell, Lydell (RB) Penn State	26	72-77			
*Mitchell, Tom (TE) Bucknell	84	68-73			
Montgomery, Monty (DB) Houston	34	97-99			

Mooney, Ed (LB) Texas Tech 58 72-73	Pearson, Preston (RB) Illinois 26 67-69	Sanders, Glen (LB) Louisiana Tech 58 95
Moore, Alvin (RB) Arizona State 23 83-84	Paguse, Willis (DE) Miami 96 92-93	*Sandusy, Alex (C) Clarion 68 54-66
Moore, Henry (B) Arkansas 27 57	*Pellington, Bill (LB) Rutgers 36/65 53-64	*Sanford, Leo (C) Louisiana Tech 55 58
Moore, Jimmy (G) Ohio State 65 81	Pelton, Mike (DL) Auburn 99 95	Satterwhite, Howard (WR-KR)
*Moore, Larry (OL) Michigan 50/72 98-01	Pepper, Gene (G) Mississippi 60 54	Sam Houston State 28 77
*Moore, Lenny (RB) Penn State 24 56-67	Perkins, Bruce (RB) Arizona State 34 91	Saturday, Jaff (C) N. Carolina 63 99-01
Morgan, Stanley (WR) Tenn. 86/88 90	*Perkins, Jay (WR) Alabama 27 67-71	Saul, Bill (LB) Penn State 50 62-63
*Morrall, Earl (QB) Michigan St. 15 68-71	Perry, Roy (RB) Compton 34 61-62	Schlichter, Art (QB) Ohio State 10 82-83
Morris, Rob (LB) Brigham Young 94 00-01	Perryman, Jim (DB) Millikin 43 87	Schmiesing, Joe (DT-DE) N. M. St. 75 73-75
Morrison, Don (OT) Texas-Arl 79 78	Peter, Christian (DT) Nebraska 97 01	Schultz, William (OL) USC 74 90-93
Morrison, Steve (LB) Michigan 52/92 95-98	Petersen, Ted (OT) Eastern Illinois 71 84	Scioli, Brad (DE) Penn State 99 99-01
Morton, Mike (LB) N. Carolina 51 01	Peterson, Gerald (T) Texas 76 56	Scott, Chris (DE) Purdue 95 84-85
Masier, John (TE) Kansas 88 72	Peterson, Mike (LB) Florida 52 99-01	Scott, Freddie (WR) Amherst 86 74-77
Mass, Roland (RB, K) Toledo 44 69	Petties, Neal (E) San Diego St. 84 64-66	Scott, Freddie (WR) Penn State 15 98
Mass, Zeffross (OT) Alabama St. 73 89-94	Phillips, Ryan (LB) Idaho 56 01	Sharkey, Ed (G) Duke, Nevada 64 53
Mrosko, Bob (TE) Penn State 88 91	Pinkney, Reggie (DB) E. Carolina 37 79-81	*Shaw, George (QB) Oregon 14 55-58
Muhammad, Mustafah (DB) Fresno St. 21/31 99-00	Pitman, Charlie (RB) Penn St. 42 71	Shello, Kendall (CB) Southern 97 96-98
Mumphord, Lloyd (CB) Texas Sa. 42 75-78	Plantz, Ron (OL) Notre Dame 67 87	*Sherar, Dave (E) SMU 86 59
Munson, Nelson (CB) Wyoming 31 72-77	Plummer, Bruce (DB) Miss. St. 23 89	Sherwin, Tim (TE) Boston Col. 83 81-87
Murray, Dan (LB) E. Stroudsburg St. 52 89	Plummer, Chad (WR) Cincinnati 16/87 99-00	Shields, Burrell (B) John Carroll 31 55
Murray, Walter (WR) Hawaii 86 86-87	*Plunkert, Sherm (T) Md. St. 79 58-60	Shields, Lebron (G) Tennessee 73 60
Murtha, Greg (OT) Minnesota 78 82	Pollard, Marcus (TE) Bradley 81 95-01	Shields, Paul (RB) Arizona 39 99-00
*Mutscheller, Jim (E) Notre Dame 84 54-61	Poole, Barney (E) Army, Miss. 83 53	Shinners, John (G) Xavier 64 72-78
*Myers, Bob (T) Ohio St. 79 55	Poole, Tyrone (DB) Fort Valley State 38 98-00	*Shinnick, Don (LB) UCLA 66 57-68
*Myhra, Steve (LB, K) N. Dakota 65 57-61	Porter, Ron (LB) Idaho 55 67-69	Shiver, Sanders (LB) Carson-New 54 76-83
Myzinski, Tom (OL) Tennessee 67 98	Porter, Tracy (WR) LSU 87 83-84	Shinick, Boris (K) Michigan State 2 72
Nagle, Browning (QB) Louisville 18 94	Potts, Roosevelt (RB) NE Louisiana 35/42 93-97	Shoulders, Darin (OT) Tulane 64 91
Napaski, Eric (LB) Connecticut 51 89	Powell, Carl (DL) Louisville 92 97	Shula, David (WR) Dartmouth 85 81
Neal, Dan (C) Kentucky 50 73-74	Pratt, Robert (G) N. Carolina 61 74-81	Shula, Don (DB) John Carroll 25 53-56
Neal, Leon (RB) Washington 20 96-97	*Preas, George (T) VPI 60 55-65	Siani, Mike (WR) Villanova 45 78-80
*Neal, Andy (DB) Memphis St. 80 57-63	*Pricer, Billy (RB) Oklahoma 31 57-60	Simmons, Dave (LB) N. Carolina 60/96 82
*Nelson, Dennis (T) Illinois State 68 70-74	Prior, Mike (DB) Illinois State 39 87-92	Simmons, John (CB) SMU 41 87
Nettes, Doug (CB) Vanderbilt 30 74-79	Pruitt, James (WR) Cal. St.-Full. 49/86 88-89	Simmons, Stacey (WR) Florida 85 90
*Nietowski, Billy (DE) Grambling 81 70-72	Pruitt, Palmer (G) Michigan St. 62 60-63	Simmons, Tony (WR) Wisconsin 15 01
Nichols, Ricky (WR) East Carolina 80 85	Quinn, Mike (QB) S.F. Austin 11 98	Simonini, Ed (LB) Texas A&M 56 76-81
*Nichols, Robbie (LB) Tulsa 52 70-71	Rado, Bob (TE) Maryland 85 80	Simmons, Dave (T) Minnesota 60 74
Noble, James (WR) S.F. Austin 87 87	Rabachowsky, George (DB) Boston College 21 84-85	*Simonson, Jack (B) Florida 41 58-60
Noga, Al (DE) Hawaii 99 94	Radevic, Scott (LB) Penn St. 52/97 90-95	Sims, Marvin (RB) Clemson 39 80-81
Nottingham, Don (RB) Kent State 48 71-73	Radosevich, George (C) Pitt. 52/72 54-56	Sims, Thomas (DU) Pittsburgh 92 93-94
Novak, Ken (DT) Purdue 74 76-77	Raiff, Jim (G) Dayton 60 54	Sims, Tommy (S) Tennessee 45 86
*Nowatzke, Tom (RB) Indiana 34 70-72	Ramsey, Tom (QB) UCLA 14 89	Sinnot, John (OT) Brown 79 82
Nugent, Terry (QB) Colo. State 14 87	Randle, Tate (CB) Texas Tech 35 83-86	Siragusa, Tony (NT) Pittsburgh 98 90-96
Nunn, Freddie Joe (DE) Mississippi 93 94-96	Randolph, Thomas (DB) Kansas St. 27 99	Slitkuz, Scott (TE) Iowa 84 96-97
Nusmeiser, Doug (QB) Idaho 10 98	Ransdell, Bill (QB) Kentucky 9 88	Small, Torrance (WR) Alcorn State 87 98
*Nutter, Buzz (C) VPI 50 54-60	Ranigan, Brian (LB) Notre Dame 52 94	Smedley, Eric (DB) Indiana 40 99
	Ray, John (OL) West Virginia 68 93	*Smith, Billy Ray (T) Arkansas 74/83 61,
	Raymond, Gerry (OG) Boston Col. 63 82	63-70
	*Reicherich, Bert (DB, K) Tenn. 44 53-59	*Smith, Bubba (DE) Michigan St. 78 67-71
	Redd, Glen (LB) BYU 58 86	Smith, Byron (DE) California 91 84-85
	Reece, Geoff (C) Washington St. 50 78	Smith, Ed (LB) Vanderbilt 52 80-81
	Reed, Mark (QB) Moorhead St., Minn. 8 83	Smith, Holden (WR) California 84 82
	Reese, Guy (T) SMU 75 64-65	Smith, Hunter (P) Notre Dame 17 99-01
	Reid, Spencer (LB) BYU 56 99	Smith, Ollie (WR) Tennessee St. 80 73-74
	Remo, Roger (LB) Syracuse 90 87	Smith, Phil (WR) San Diego St. 86 83-84
	Renfro, Dean (B) N. Texas St. 20 55	Smith, Thomas (DB) N. Carolina 21 01
	*Ressler, Glenn (G) Penn State 62 65-74	Smith, Zeke (LB) Auburn 61 60
	Rhodes, Danny (LB) Arkansas 56 74	Smolinski, Mark (B) Wyoming 32 61-62
	Rhodes, Dominic (RB) Midwestern St. 33 01	Snow, Justin (TE) Baylor 48 01
	*Richardson, Jerry (E) Wofford 87 59-60	Snyder, Pat (OL) Purdue 57 91
	Richardson, Willie (WR) Jackson St. 87 63-69,	Solt, Ron (OG) Maryland 66 84-88,
	71	92
	Ricketts, Tom (OG) Pittsburgh 68 92	*Sommer, Mike (RB) George Wash. 26 59-61
	Ridder, Tim (OT) Notre Dame 72 00-01	Sperry, Colton (WR) Texas 28 72-74
	Riley, Butch (LB) Texas A&I 54 69	*Spinney, Art (G) Boston Col. 63/81 53-60
	Riley, Eugene (TE) Ball State 87 90	Stablein, Brian (WR) Ohio St. 86 94-97
	Rison, Andre (WR) Michigan St. 85/87 89	Starbuck, Harry (DE) N. Carolina 93 82
	Robinson, Chas. (G) Morgan State 66 54	Stargell, Tom (DB) Tenn. State 45 92-93
	Robinson, Freddie (DB) Alabama 47 87-88	Stark, Rohm (P) Florida State 3 82-94
	Robinson, Glenn (DE) Oklahoma St. 71 75	Stasiynick, Joe (OT) Ohio State 79 92-95
	Robinson, Roderick (QB) Ark.-PB 8 01	Stevens, Howard (RB) Louisville 27 75-77
	Rogers, Ron (LB) Georgia Tech 51 98	Stith, Shyrone (RB) Va. Tech 30 01
	Royce, David (DT) Penn State 74 78	Stock, Mark (WR) WMU 10/15 96
	Royal, Andre (LB) Alabama 56 98	Stone, Avatus (B) Syracuse 41 58
	Rudnick, Tim (DB) Notre Dame 43 74	Stonebreaker, Steve (LB) Detroit 31 64-66
	Rypien, Mark (QB) Wash. State 16 01	Streeter, George (DB) Notre Dame 46 90
	Soar, Brad (LB) Ball State 59 87	Street, Don (QB) Virginia Tech 12 89
	Solsbury, Sean (QB) USC 8/13 87	Strolafino, Mike (LB) Villanova 51 65
	Solly, Jerome (NT) Missouri 76 87	*Stukes, Charles (DB) Md. St. 47 67-72
	Solter, Bryant (DB) Pittsburgh 46 87	Synchyla, Andy (T) Penn State 83 66-67
	*Sample, John (DB) Maryland St. 44/47 58-60	*Sullivan, Dan (G, T) Boston Col. 71 62-72
		Swoope, Craig (DB) Illinois 26 87-88

Sword, Sam (LB) Michigan	98 .00-01	*Unitas, John (QB) Louisville	19 .56-72	Wilkerson, Daryl (DE) Houston	92 81
*Szymanski, Dick (C, LB) Notre Dame	52 55, 57-68	Utt, Ben (OG) Georgia Tech	64 .82-89	Wilkins, Terrence (WR) Virginia	80 .99-01
Tabor, Tom (DT) Baylor	76 82	Van Divier, Randy (T) Washington	79 81	Williams, John (RB) Wisconsin	40 87
Taliaferro, George (B) Indiana	20 .53-54	Van Dyne, Bob (G) Idaho	67 .74-80	*Williams, John (G) Minnesota	75 .68-71
*Taseff, Carl (B) John Carroll	23 .53-61	Vander Pool, Mark (OT) Col.	72/75 .91-92	Williams, Josh (DT) Michigan	96 .00-01
Tate, David (DB) Colorado	49 .94-97	Vanderbaek, Matt (LB) Mich. St.	58 .90-92	Williams, Kendall (CB) Arizona St.	44 83
Taylor, David (T) Catawba	64 .73-79	Vanderjagt, Mike (K) W.Va.	12/13 .98-01	Williams, Kevin (WR) USC	21 81
Taylor, Hosea (DE) Houston	90 .81, 83	Varty, Mike (LB) Northwestern	51 75	Williams, Newton (RB) Arizona St.	39 83
Taylor, Jim Bob (QB) Georgia Tech	12 83	Venuto, Jay (QB) Wake Forest	14 81	Williams, Oliver (WR) Illinois	86 .85-86
Taylor, Keith (DB) Illinois	27 .88-91	Verdin, Clarence (WR) SW Lou.	83 .88-93	Williams, Clayton (DB) Fresno State	28 00
Teichelman, Lance (DL) Texas A&M	99 94	Vessels, Billy (RB) Oklahoma	21 56	Williams, Sid (LB) Southern	64 68
Thomas, Jesse (B) Michigan St.	40/41 .55-57	Vickers, Kipp (OL) Miami	71 .93-97	Williams, Vaughn (DB) Stanford	40 84
Thomas, Mark (DL) N. Car. St.	75/90 .98-01	Vogel, Bob (T) Ohio St.	72 .63-72	Williams, Warren (RB) Miami	44 93
Thomas, Marquise (LB) Miss.	94 93	Von der Ahe, Scott (LB) Arizona St.	51 97	Wilson, Abu (RB) Utah State	37 98
Thomas, Ratcliff (LB) Maryland	51/55 .98-00	*Volk, Rick (DB) Michigan	21 .67-75	Wilson, Butch (E) Alabama	86 .63-67
Thomas, Spencer (DB) Washburn	46 76	Waechter, Henry (DE) Nebraska	71 .83-84	Wilson, Jamie (OL) Marshall	71 99
Thompson, Arland (OG) Baylor	67 82	Walczak, Mark (TE) Arizona	83/84 87	Wilmot, Trevor (LB) Indiana	96 95
Thompson, Aundra (WR) E. Tx. St.	21 83	Walker, Tony (LB) SE Mo. St.	92 .90-93	Windauer, Bill (DT) Iowa	65 .73-74
Thompson, Don (DE) Richmond	83 .62-63	Wallace, Jackie (S) Arizona	20 .75-76	Wingate, Elmer (E) Maryland	84/89 53
Thompson, Donnal (LB) Wisconsin	54 01	Walsh, Steve (QB) Miami	4 99	Winkler, Jim (T) Texas A&M 76/79/84	53 53
Thompson, Donnell (DE) N. Carolina 99	81-91	Walls, Raymond (DB) So. Miss.	42 01	Winter, Blaise (DE) Syracuse	96 84
Thompson, Norm (DB) Utah	43 .77-79	Ward, Jim (QB) Gettysburg	16 .67-69	Wisniewski, Leo (NT) Penn St.	69 .82-84
Thompson, Ricky (WR) Baylor	88 .76-77	Warren, Lamont (RB) Colorado	21 .94-98	Wofford, Will (OT) Vanderbilt	67 .93-95
Thornton, Reggie (WR) Bowl. Green	86 91	Washington, Charles (DB) Cameron	46 89	Womble, Royce (RB) N. Texas St.	26 .54-57
Thorp, Dan (NT) Illinois	62/78/96 .87-88	Washington, Joe (RB) Oklahoma	20 .78-80	Wonsley, George (RB) Miss. St.	34 .84-88
*Thurston, Fred (G) Valparaiso	64 58	Washington, Marcus (LB) Auburn	53 .00-01	Wood, Mike (K) S.E. Missouri	16 .81-82
Tomberlin, Pat (OT) Florida St.	68 .89-90	Washington, Ronnie (LB) NE Lou.	57 89	Wood, Mike (LB) Cincinnati	59 .79-81
Toner, Ed (RB) Boston College	28/44 .92-94	Watts, Damon (DB) Indiana	66 .94-97	Wooten, Tilo (DB) NE Louisiana	28 99
Tongue, Marco (CB) Bowie St.	46 83	Wayne, Reggie (WR) Miami	87 01	Workman, Vince (RB) Ohio State	64 .95-96
Torretta, Gino (QB) Miami	2 97	Weathers, Clarence (WR) Del. St.	85 89	*Wright, George (DT) Houston	60/74 .70-71
Toth, Zallie (RB) LSU	36 .53-54	Welch, Jim (B) SMU	46 .60-67	Wright, Johnnie (RB) S.C. Col.	38 82
Troup, Bill (CB) S. Carolina	12 .74, 76-78	Wells, Mike (DT) Iowa	95 01	Wright, Steve (T) Northern Iowa	73 .83-84
Trudeau, Jack (QB) Illinois	10 .86-93	West, Derek (OT) Colorado	72 .95-97	Wright, Terry (DB) Temple	27/40 .87-88
Tuinei, Van (DL) Arizona	96 98	White, Bob (B) Stanford	25 55	Yaobath-Kodie, Phil (LB) Penn St.	57 96
Tullis, Willie (CB) Troy State	42 .87-88	White, Brad (DT) Tennessee	92 .84-85	Yahn, Dave (C) Gettysburg	51 62
Tupa, Tom (QB) Ohio State	7 92	White, Stan (LB) Ohio State	53/54 .72-79	Young, Anthony (DB) Temple	37 85
Turner, Bake (E) Texas Tech	30 62	White, Will (DB) Florida	21 93	Young, Buddy (B) Illinois	22 .53-55
Turner, Floyd (WR) N.W. Lou.	85/88 .94-95	Whittington, Bernard (DE) Indiana	95 .94-00	Young, Dave (TE) Purdue	81/86 .83-84
Turner, Ricky (QB) Wash. State	12 88	Widell, Doug (OG) Boston College	64 .96-97	Young, Dick (B) Chattanooga	24/31 .55-56
		Wiegmann, Casey (OL) Iowa	68 96	Young, Freddie (LB) New Mex. St.	56 .88-90



Don Shula and John Unitas

The following players and coaches were members of the Baltimore Colts teams that played in the All American Football Conference and then in the NFL during the 1947-1950 seasons.

COACHES

Campfreda, Nick - W. Md.	1947	Edmonds, Don - Indiana	1947	Miner, Wayne - Notre Dame	1950
Conkright, Bill - Oklahoma	1949	Hewitt, Andy - Davidson	1947	O'Rourke, Chas. - Boston College	1949
Crow, Clem - Notre Dame	1950	Hunt, Joel - Texas A&M	1947	Pirro, Rocco - Catholic U.	1950
Deflippo, Lou - Fordham	1948	Isbell, Cecil - Purdue	1947-49	Stidham, Tom - Haskell	1947-48
Driskill, Walter - Colorado	1949	Michalske, Mike - Penn State	1949	Taylor, John - Ohio State	1947

PLAYERS

Akins, Frank (B) Washington St.	47	Grossman, Rex (B) Indiana	74	47-48	Nowaskey, Bob (DE) Washington	52	48-50
Artoe, Lee (T) Santa Clara, Calif.	44	Groves, George (G) Marquette	37	48	Oristaglio, Bob (E) Penn	57	50
Averno, Sisto (G) Muhlenberg	32	Handley, Dick (C) Fresno State	24	47	O'Rourke, Chas. (B) Boston Col.	66	48-49
Barwegen, Dick (G) Purdue	31	Hekkers, George (T) Wisconsin	44	47	Owens, Jim (E) Oklahoma	59	50
Baumgartner, Bill (E) Minnesota	29	Higgins, Luke (G) Notre Dame	31/32/38	47	Page, Paul (B) SMU	88	49
Bechtol, Hub (E) Texas	57	Hillenbrand, Bill (B) Indiana	82	47-48	Perino, Bob (B) Princeton	84	50
Beson, Warren (C) Minnesota	32	Jagode, Harry (B) Indiana	76	49	Perpich, George (T) Georgetown	48	47
Berezney, Pete (T) Notre Dame	47	Jenkins, Jon (T) Dartmouth	47	49-50	Pfloh, Bob (B) Purdue	85	48-49
Black, John (B) Mississippi State	85	Jensen, Bob (E) Iowa State	54	50	Phillips, Mike (C) W. Maryland	21	47
Blanda, George (QB) Kentucky	64	Jones, Ralph (E) Alabama	52	47	Poole, Oliver (E) Mississippi	54	48
Blandin, Ernie (T) Tulane	41	Kasop, Mike (T) Ill & Purdue	46	47	Prewitt, Felto (C) Tulsa	20	49
Blount, Lamar (E) Mississippi St.	59	Kelly, Bob (B) Notre Dame	89	49	Rich, Herb (B) Vanderbilt	87	50
Brown, Hardy (LB) Tulsa	73	King, Ed (G) Boston College	34	50	Ruthstrom, Ralph (B) SMU	84	49
Buksar, George (B) Purdue, USF	77	Kingery, Wayne (B) LSU	80	49	Salata, Paul (E) USC	51	50
Burk, Adrian (QB) Baylor	68	Kissell, Vito (B) Holy Cross	72	50	Schweder, John (G) Penn	37/66	50
Campbell, Leon (B) Arkansas	78	Klug, Al (T) Marquette	38/41	47-48	Schwenk, Bud (B) Wash. U.	40/64	47
Case, Ernie (B) UCLA	67	Kooba, Joe (C) Purdue	28	47	Sidorik, Alex (T) Miss. St.	44	48-49
Castiglia, Jim (B) Georgetown	29	Konetsky, Floyd (E) Florida	54	47	Sigurdson, Sig (E) Lutheran	56	47
Coleman, Herb (C) Notre Dame	22/29	Landrigan, Jim (T)			Simmons, Jack (C) Detroit	32	48
Collins, Albin (B) LSU	88	Holy Cross-Dartmouth	59	47	Sinkwich, Frank (B) Georgia	76	47
Colo, Don (T) Brown	45	Leicht, Jake (B) Oregon	81	48-49	Smith, Joe (E) Texas Tech	56	48
Cooper, Ken (C) Vanderbilt	33	Leonard, Bill (E) Notre Dame	54	49	Spaniel, Frank (B) Notre Dame	85	50
Corley, Elbert (C) Mississippi State	22	Lio, Augie (G) Georgetown	37	47	Spavitt, Jim (B) Okla. A&M	76	50
Cowan, Bob (C) Indiana	83	Livingstone, Bob (B) Notre Dame	86	50	Spinney, Art (G) Boston College	53	50
Crisler, Hal (E) San Jose State	56	Madar, Elmer (E) Michigan	53	47	Spruill, Jim (T) Rice	46	48-49
Cure, Armand (B) Rhode Island	50	Maggioli, Achille (B) Notre Dame	80	50	Stewart, Ralph (C) Missouri-N.D.	20	48
Davis, Lamar (E) Ga. Tech	51	Marino, Vic (G) Ohio State	34	47	Stone, Bill (B) Bradley	82	49-50
Dellerba, Spiro (B) Ohio State	71/77	Maves, Earl (B) Wisconsin	48		Sylvester, John (B) Temple	83	48
Donovan, Art (DT) Boston Col.	49/70	Mayne, Lew (B) Texas	88	48	Terrell, Roy (B) Mississippi	83	47
Dudish, Andy (B) Georgia	88	Mazzanti, Gino (B) Arkansas	83	50	Tillman, Alonzo (C) Oklahoma	22	49
Faunce, Everett (B) Minnesota	49	McCormick, Len (C) Baylor	28	48	Title, Y.A. (QB) LSU	63	48-50
Fitchack, Frank (B) Indiana	64	Mellus, John (T) Villanova	48	47-49	Trebotich, Ivan (B) St. Mary's	77	47
Fletcher, Arthur (E) Washburn	53	Mertes, Bus (B) Iowa	73	47-48	Vacanti, Sam (B) Nebraska	67/69	48-49
Fowler, Aubrey (B) Arkansas	80	Meyer, Gil (E) Wake Forest	55	47	Vardian, John (B) Ft. Pierce	87	47-48
French, Barry (G) Purdue	35	Mobley, Rudy (B) Hardin-Simmons	81	47	Wademeyer, Herman (B) St. Mary's	87	49
Galvin, John (B) Purdue	63	Murray, Earl (G) Purdue	30	50	Williams, Joel (C) Texas	22	50
Gambino, Lucien (B) Maryland	77/89	Multryn, Chet (B) Xavier	81	50	Williams, Windell (E) Rice	53	48
Garrett, Bill (G) Miss. St.	30	Nelson, Bob (C) Baylor	28	50	Wright, John (B) Maryland	71	47
Getchell, Gorham (E) Temple	59	Nemeth, Steve (B) Notre Dame	48	47	Yokas, Frank (G) Great Lakes NTS	30	47
Gillory, Byron (B) Texas	49	Nolander, Don (C) Minnesota	47		Zaleski, Ernie (B) Notre Dame	89	50
Grain, Ed (G) Penn	33/45	North, John (E) Vanderbilt	55	48-50	Zorich, George (G) Northwestern	33	47

THE FAMILY TREE

Franchise Years 1944-48

1949
1950-51
1952
1953-83
1984-

Club Name

Boston Yanks
(Founded by Kate Smith and Ted Collins)
New York Bulldogs
New York Yanks
Dallas Texans
Baltimore Colts
Indianapolis Colts

Home Field

Fenway Park

Polo Grounds
Yankee Stadium
Cotton Bowl
Memorial Stadium
Hoosier/RCA Dome

ALL-TIME JERSEY NUMBERS

(1947-2001)

No.	Name	No.	Name
1	(1) Dan Miller	28	(18) Idrees Bashir, Lee Davis, Marshall Faulk, Cleveland Franklin, Perry Griggs, Dwight Harrison, *Joe Koda, Mike Lush, *Len McCormick, Bo Metcalf, Chuckie Miller, *Mike Nelson, Jimmy Orr, Howard Satterwhite, Cotton Speyzer, Ed Toner, Payton Williams, Tito Wooten
2	(5) Raul Allegre, Tim Brown, Toni Linhart, Boris Shlapak, Gino Torretta	29	(12) Don Alley, *Bill Baumgartner, Jason Belser, *Jim Castiglia, *Herb Coleman, Eric Dickerson, Jitter Fields, Ben Gray, Brian Herosion, Dwight Hicks, Marshall Johnson, Mark Kafentzis
3	(2) Mike Cofer, Rohn Stark	30	(17) Larry Anderson, Melvin Carver, Joe Cribbs, Willie Franklin, *Bill Garrett, Ron Gardin, Lennox Gordon, Edgwin Gray, Alvin Haymond, John Huzvar, *Earl Murray, Doug Nettles, Hubert Oliver, Shyrone Stith, Bake Turner, Abu Wilson, *Frank Yokas
4	(4) Dean Biasucci, Mike Bragg, Jim Harbaugh, Steve Walsh	31	(20) Michael Ball, *Dick Barwegan, Dick Bielski, Leonard Coleman, Clifton Crosby, Zachary Dixon, Perry Lee Dunn, Derrick Frazier, *Luke Higgins, Harry Hugasian, Jimmy Lesane, Robbie Martin, Chuck McMillan, Buck McPhail, Mustafah Muhammad, Nelson Munsey, Billy Pricer, Burrell Shields, Steve Stonebreaker, Dick Young
5	(4) Dean Biasucci, Craig Colquitt, Blair Kiel, Steve Mike-Mayer	32	(13) *Sisto Averno, *Warren Beson, Ken Clark, Nate Craddock, Zack Crackett, Mike Curtis, *Luke Higgins, Edgwin Gray, Joe Don Looney, Randy McMillan, Robert O'Neal, *Jack Simmons, Mark Smolinski
6	(1) Steve Jordan	33	(13) Abdul-Karim al-Jabbar, Ashley Ambrose, *Ken Cooper, Curtis Dickey, *Ed Grain, Cliff Grace, Randy Hall, Craig Heyward, Eddie Hinton, Bryant Jones, Tony Lonick, Dominic Rhodes, *George Zorich
7	(7) Craig Erickson, Rusty Hilger, Gary Hogeboom, Danny Kight, Bert Jones, Don Majkowski, Tom Tupa	34	(14) Bob Baldwin, Roy Buchanan, Terry Cole, Jeff Delaney, Jason Doering, *Ed King, Ron Lee, Leeland McElroy, Bruce Perkins, *Vic Marino, Monty Montgomery, Tom Nowatzke, Joe Perry, George Wansley
8	(3) Mark Reed, Roderick Robinson, Sean Salisbury	35	(12) Alan Ameche, Conrad Clarks, Rodney Culver, Ted Davis, Glenn Doughty, Jim Duncan, *Barry French, Steven Hall, J.W. Lockett, Dwayne O'Steen, Roosevelt Potts, Tate Randle
9	(4) Kerry Brady, Mike Garrett, Mark Herrmann, Bill Ransdall	36	(11) Don Anderson, John Andrews, John Baylor, Barry Brown, Norm Bulovich, Jim Finn, Don Hardeman, Chris McLemore, Bill Pellington, Zollie Toth, Damon Watts
10	(10) Doug Brien, Wendell Davis, Bucky Dilts, David Humm, George Hunt, Kaipo McGuire, Doug Nussmeier, Art Schlichter, Mark Stock, Jack Trudeau	37	(10) Ocie Austin, Chuck Banks, Chad Cota, Chris Goode, *George Groves, *Augie Lio, Joe Orduña, Reggie Pinkney, *John Schweder, Anthony Young
11	(9) Bob Gagliano, Jeff George, David Humm, Paul Justin, Greg Landry, Ed Luther, Kaipo McGuire, Jack Mildren, Mike Quinn	38	(7) Eugene Daniel, *Luke Higgins, John Huzvar, *Al Klug, Bill Olds, Tyrone Poole, Johnnie Wright
12	(12) Kerwin Bell, Joe Ferguson, Jerry Golsteyn, Jim Harbaugh, Rusty Hilger, Desmond Kitchings, Matt Koller, Don Stock, Jim Bob Taylor, Bill Troup, Ricky Turner, Mike Vanderajgt	39	(9) John Covington, Hubert Ginn, Victor Jackson, Richard Jones, Emmanuel McDaniel, Mike Prior, Paul Shields, Marvin Sims, Newton Williams
13	(3) Kelly Holcomb, Sean Salisbury, Mike Vanderajgt	40	(13) Pat Ballage, Bobby Boyd, Tom Kalmanir, Bruce Laird, Bob Leberman, Jack Maitland, Ray McElroy, Wilson Schwenk, Eric Smedley, Jesse Thomas, John L. Williams, Vaughn Williams, Terry Wright
14	(10) Jess Atkinson, Cary Blanchard, Ed Brown, Marty Dames, Billy Joe Hobert, Lamar McLan, Terry Nugent, Tom Ramsey, George Shaw, Jay Venuto	41	(9) Cory Bird, *Ernie Blandin, Jim Harness, *Al Klug, Tom Matte, John Simmons, Jack Simpson, Avatus Stone, Jesse Thomas
15	(9) Gary Cuzzo, Chris Doering, Jerry Golsteyn, Isaac Jones, Mike Kirkland, Earl Morrall, Freddie Scott, Tony Simmons Mark Stock	42	(13) Gordon Brown, George Harold, Derrick Hatchett, Tommy James, Keith Lee, Ric Mathias, Tom Maxwell, Dave McCloughan, Lloyd Mumphard, Charlie Pittman, Roosevelt Potts, Willie Tullis, Raymond Walls
16	(6) Joey Kent, Bobby Olive, Chad Plummer, Mark Rypien, Jim Ward, Mike Wood	43	(12) Scott Greene, Lonnie Hepburn, Vance Joseph, Ed Kovac, Harold Lewis, Lanny Lyles, Kevin McDougall, Frank Middleton, Anthony Parker, Jim Perryman, Tim Rudnick, Norm Thompson
17	(7) Ray Brown, Chris Chandler, Fred Enke, Chris Gardocki, Sam Havrilak, Lamar McLan, Hunter Smith	44	(20) Gerald Allen, *Lee Artoe, Lyle Blackwood, Maurice Carthon, Owen Gill, *George Hekkers, Steve Henry, Chris Hetherington, Darick Holmes, Sid Justin, Rex Kern, Tim Manoa, Roland Moss, Wes Ours, Bert Rechichar, John Sample, *Al Sidorik, Ed Toner, Kendall Williams, Warren Williams
18	(11) Eugene Bernhart, Ben Bronson, Cotton Davidson, Dick Flowers, Dick Horn, Nate Jaquet, Gary Kerkorian, Peyton Manning, Browning Nagle, Bobby Olive, Mike Pagel	45	(11) James Burroughs, *Don Colo, Craig Curry, L.G. Dupre, *Ed Grain, Tim Hauck, Jerry Hill, Ivy Joe Hunter, Mike Sini, Tommy Sims, Tony Stargell
19	(3) Cotton Davidson, Jack DelBello, John Unitas RETIRED FOR JOHN UNITAS	46	(11) Kantray Barber, Leonard Dunlap, *Mike Kasap, Bryant Salter, *Jim Spruill, George Streeter, Spencer Thomas, Marco Tongue, Charles Washington, Jim Welch, Vince Workman
20	(15) Albert Bentley, Jeff Burris, Mill Davis, Jim Harness, Bob Harrison, John Herrmann, Jerry Logan, Leon Neal, Ricky Porter, *Felo Prewitt, Dean Renfro, *Ralph Stewart, George Taliaferro, Jackie Wallace, Joe Washington		
21	(18) Walter Bryan, Cotton Davidson, Art DeCarlo, John Holt, Tom Keane, Brian Lattimore, Paul Miranda, Mustafah Muhammad, Dick Nyers, *Mike Phillips, George Radachowsky, Thomas Smith, Aundra Thompson, Billy Vessels, Rick Volk, Lamont Warren, Will White, Kevin Williams		
22	(5) *Herb Coleman, *Elbert Corley, *Alonzo Tillman, *Joel Williams, Buddy Young RETIRED FOR BUDDY YOUNG		
23	(11) Kenny Daniel, Art DeCarlo, Keith Elias, Leonard Humphries, Anthony Johnson, Jack Maitland, Dedic Mathis, Don McCauley, Alvin Moore, Bruce Plummer, Carl Taseff		
24	(4) Larry Coutre, *Dick Handley, Lenny Moore, Dick Young RETIRED FOR LENNY MOORE		
25	(12) Robert Blackmon, Tom Bleick, John Call, Tom Curtis, Nesby Glasgow, Nick Harper, Alex Hawkins, Cornell Holloway, Ronald Humphrey, Ray Oldham, Don Shula, Bob White		
26	(16) Kim Anderson, Pat Ballage, Tony Blevins, Dewell Brewer, Rodregis Brooks, Alan Grant, Carlton Gray, Wendell Harris, Lenny Lyles, Dedic Mathis, Ed Mioduszewski, Lydell Mitchell, Preston Pearson, Mike Sommer, Craig Swoope, Royce Womble		
27	(16) Rico Clark, Preston Davis, Curtis Dickey, Hubert Ginn, Cliff Grace, Darryl Hemphill, Tom Matte, David Macklin, Arnold Mickens, Henry Moore, R.C. Owens, Ray Perkins, Thomas Randolph, Howard Stevens, Keith Taylor, Terry Wright		

- No. Name**
- 47 (18)** Billy Austin, Tim Baylor, *Peter Berezny, Larry Braziel, Dextor Clinkscale, Leonard Coleman, Bob Felts, Gary Glick, Jermaine Hampton, *Jon Jenkins, Jim Martin, Freddie Robinson, John Sample, Charlie Stukes
- 48 (8)** Mark Bell, Bob Clemens, Larry Conjar, Donnie Dee, Roosevelt Leaks, *John Mellus, Don Nottingham, Justin Snow
- 49 (12)** Jason Burleson, Joe Dean Davenport, *Art Donovan, Mike Jones, David Lee, Mike McCloskey, *Steve Nemeth, Cliff Odom, *George Perpich, James Pruitt, *Al Sidarik, David Tate
- 50 (13)** Elijah Alexander, Duane Bickett, Forrest Blue, Bill Curry, Brad Ecklund, Grant Feasel, Joe Federspiel, Joe Harris, Larry Moore, Dan Neal, Buzz Nutter, Geoff Reese, Bill Saul
- 51 (22)** Trev Alberts, Chip Banks, Tony Bertucco, Jeff Brady, *Lamar Davis, Phillip Glover, Bob Grant, Kevin Hancock, Ricky Jones, Bill Laskey, Mike Morton, Eric Naposci, Calvin O'Neal, Bob Oniko, Mike Ozdowski, Ron Rogers, *Paul Salato, Mike Strohlovin, Ratcliff Thomas, Mike Varty, Scott Van der Ahe, Dave Yohann
- 52 (17)** Greg Bracelin, Ricky Chatman, Randy Edmunds, Lee Gross, *Ralph Jones, Mike Kaczmarek, Tom MacLeod, Steve Morrison, Dan Murray, Robbie Nichols, *Bob Nowaskey, Mike Peterson, Scott Radecki, George Radosevich, Brian Ratigan, Ed Smith, Dick Szymanski
- 53 (13)** Michael Barber, Tom Beutler, Sammie Burroughs, Paul Butcher, Ray Donaldson, *Arthur Fletcher, Dennis Gaubatz, *Elmer Madar, Butch Maples, *Art Spinney, Marcus Washington, Stan White, *Windell Williams
- 54 (13)** Phillip Armour, Bill Benjamin, Tom Goode, Jeff Herrard, Fred Hoaglin, *Bob Jensen, *Floyd Konetsky, Bill Leonard, *Oliver Poole, Butch Riley, Sanders Shiver, Donnell Thompson, Stan White
- 55 (12)** Jackie Burkett, John Campbell, Quentin Coryatt, Dan Dickel, Sean Harris, Barry Krauss, *John North, *Gil Meyer, Stu O'Dell, Ron Porter, Leo Sanford, Ratcliff Thomas
- 56 (16)** Tony Bennett, *Hal Crisler, Ed Grimsley, Dwight Hallier, LaMonte Hunley, Brian Jones, Vernon Maxwell, Ray May, Ryan Phillips, Spencer Reid, Danny Rhodes, Andre Royal, *Sig Sigurdson, Ed Simonini, *Joe Smith, Freddie Young
- 57 (12)** Dave Ahrens, *Hub Bechtel, Bertrand Berry, Brian Bulluck, Dallas Hickman, Mike Humiston, Devan McDonald, Ken Mendenhall, *Bob Oristaglio, Pat Snyder, Ronnie Washington, Phil Yeboah-Kodie
- 58 (13)** Mark Cannon, Cedric Figaro, Steve Hathaway, Steve Heimkreiter, June James, Jay Leeuwenburg, Orlando Lowry, Derral Luce, Ed Mooney, Glen Redd, Glen Sanders, Matt Vanderbeek, Steve Zabel
- 59 (14)** *Lamar Blount, Stan Cherry, Jim Cheyunski, *Garham Getchell, Stephen Grant, Rob Holmberg, Matt Jaworski, Jason Johnson, *Jim Landrigan, Kurt Larson, Orlando Lowry, *Jim Owens, Brad Saar, Mike Woods
- 60 (11)** Sisto Averna, Ron Baker, Mark Boggs, Jason Johnson, Dan McQuaid, Gary Padjen, Gene Pepper, George Preas, Jim Raiff, Dave Simonson, George Wright
- 61 (10)** Don Bailey, Dick Barwegon, Wiley Feagin, Marshorne Graves, Cornelius Johnson, Lou Kirouac, Tony McCoy, Jack Patera, Robert Pratt, Zeke Smith
- 62 (9)** George Achica, Alex Agase, Brian Baldinger, Jeff Criswell, Ken Huff, Ellis Johnson, Palmer Pyle, Glenn Ressler, Dan Thorp
- 63 (12)** Mike Barnes, Brian Blados, Norman Davis, *John Galvin, Nat Hudson, Mark Kirchner, Steve Knight, Kirk Lowdermilk, Gerry Raymond, Jeff Saturday, Art Spinney, *Y.A. Tittle
- 64 (17)** *George Blanda, Larry Chester, Rick DeMulling, *Frank Flinchock, Bill Kirchiro, Trevor Matich, Marv Mutuszak, Garin Patrick, *Wilson Schwenk, Ed Sharkey, John Shinners, Darin Sholders, David Taylor, Fred Thurston, Ben Utt, Doug Widell, Sid Williams
- 65 (17)** Jim Bailey, Joey Banes, Ellis Gardner, Frank Giannetti, Glenn Hyde, Bill Koman, Ron Kostelnik, Eric Mahlum, Carl Mauck, Jim Merritts, Brandon Miller, Jimmy Moore, Steve Myhra, Joel Patten, Dave Pear, Bill Pullington, Bill Windbauer
- 66 (13)** Ernie Heatham, Eugene Chung, Elmer Collett, Chris Conlin, Chris Foote, Steve Hardin, Bill Lange, Greg Marshall, *Charles O'Rourke, Charley Robinson, *John Schweder, Don Shinnick, Ron Salt
- No. Name**
- 67 (18)** Roger Caron, *Ernie Case, Jim Colvin, Doug Eggers, Stan Eisenhooh, Dan Grimm, Lynn Larson, Jack Linn, Monte Lee, Jason Mathews, Dale Mempelara, Tom Myslinski, Hans Olsen, Ron Plantz, Arland Thompson, *Sam Vacanti, Bob Van Duyn, Will Wolford
- 68 (11)** Willie Broughton, *Adrian Burk, Milt Carthens, Jeff Hart, Dennis Nelson, Groun Patrick, John Ray, Tom Ricketts, Alex Sandusky, Pat Tomberlin, Casey Wiegmann
- 69 (6)** Sid Abramowitz, Randy Dixon, Ben Gilbert, Wade Griffin, *Sam Vacanti, Leo Wisniewski
- 70 (1)** Art Donovan
RETIRED FOR ART DONOVAN
- 71 (13)** Jon Blackman, Kevin Call, *Spiro Dellerba, Ryan Diem, Mike Ozdowski, Gery Palmer, Ted Peterson, Glenn Robinson, Dan Sullivan, Kipp Vickers, Henry Waechter, Jamie Wilson, *John Wright
- 72 (19)** Karl Baldischwiler, Shane Bonham, Kevin Call, Fred Cook, Pat Cunningham, Byron Darby, Steve Durham, Mike Fultz, Garry Howe, *Vito Kissell, Joe Lewis, Jack Little, Larry Moore, Luke Owens, George Radosevich, Tim Ridd, Mark Vander Poel, Bob Vogel, Derek West
- 73 (16)** Richard Amman, Sam Ball, *Hardy Brown, Joe Campanella, Cleveland Crosby, Ron Fernandes, Rusty Ganas, Ed George, Tom Gilburg, Joe Klecko, Steve Knight, Adam Meadows, *Bus Mertes, Zerross Moss, Lebronn Shields, Steve Wright
- 74 (15)** Sid Abramowitz, Bob Brotzki, Roger Caron, Tom Drougas, Chris Gamba, *Rex Grossman, Ken Jackson, Waverly Jackson, Jason Mathews, Ken Novak, Dave Rowe, Bill Schultz, Billy Ray Smith, Steve Williams, George Wright
- 75 (17)** Troy Auzenne, Jim Colvin, Terry Crouch, Cecil Gray, Shawn Harper, Chris Hinton, Chuck Hinton, George Kunz, Gino Marchetti, Ron Mattes, Irv Pankey, James Parrish, Guy Reese, Joe Schmiesing, Mark Thomas, Mark Vander Poel, John Williams
- 76 (15)** Sam Clancy, Joe Ehrmann, Marcus Jackson, *Gary Jagade, Don Joyce, Gene Lipscomb, Steve McKinney, Fred Miller, Jim Mills, Gerald Petersen, Jerome Sally, *Frank Sinkwich, *Jim Spavital, Tom Tabor, Jim Winkler
- 77 (6)** *George Buksar, *Spiro Dellerba, Tom Finnen, *Lucien Gambino, Jim Parker, Ivan Trebotich
RETIRED FOR JIM PARKER
- 78 (12)** *Leon Campbell, Dick Chorovich, John Diehl, John Dutton, Tim Foley, Tarik Glenn, Jan Hand, Ray Krause, Greg Murtha, Steve Parker, Bubba Smith, Don Thorp
- 79 (20)** Harvey Armstrong, Jim Bailey, Auld Ekern, Steve Emntman, Tom Faamster, Greg Fields, Shawn Heffern, Bernard Holste, Greg Johnson, Tony Mandarich, Lindsey Mason, Lou Michaels, Bob Myers, Don Morrison, Bubba Paris, Sherman Plunkett, John Sinnot, Joe Staysniak, Randy Van Divier, Jim Winkler
- 80 (18)** Aaron Bailey, Jack Bighead, Monte Brethauer, Bill Brooks, Steve Bryant, Ray Butler, Gail Cogdill, Aaron Cox, *Aubrey Fowler, Marshall Johnson, *Wayne Kingery, *Achille Maggiali, Andy Nelson, Ricky Nichols, Dick Nyers, Jim O'Brien, Ollie Smith, Terrence Wilkins
- 81 (15)** Charles Arubuckle, Pat Beach, Ordell Braase, Roger Carr, Carlos Eherledge, Bernie Flowers, Joe Jones, *Jake Leicht, Thomas McLemore, *Rudy Mabley, *Chet Mutryn, Billy Newsome, Marcus Pollard, Art Spinney, Dave Young
- 82 (4)** Raymond Berry, Dan Edwards, *Billy Hillenbrand, *Billy Stone
RETIRED FOR RAYMOND BERRY
- 83 (22)** Mack Alston, Bradford Banta, *Bob Cowan, Greg Hawthorne, Ted Hendricks, Trevor Insley, Don Joyce, Josh Keur, Greg LaFleur, Bob Langas, Ron Mayo, *Gino Mazzanti, Keli McGregor, Barney Poole, Tim Sherwin, Billy Ray Smith, Andy Stynchula, *John Sylvester, *Ray Terrell, Don Thompson, Clarence Verdin, Mark Walczak
- 84 (21)** Flipper Anderson, Shannon Baker, Tim Berra, Mark Boyer, Randy Burke, E.G. Green, Drew Haddad, Jessie Hester, Mark Jackson, Kelley Johnson, Tom Mitchell, Jim Mutscheller, Victor Oatis, *Bob Perina, Neal Pettes, *Ralph Ruthstrom, Scott Slutzker, Holden Smith, Mark Walczak, Elmer Wingate, Jim Winkler

- No. Name**
- 85 (20)** *John Black, Matt Bouza, Ed Cooke, Ken Dilger, Mel Embree, Roy Hilton, Darvell Huffmann, Tim Kearse, Jimmie Kennedy, Reggie Langhorne, Ron LaPointe, Dee Mackey, *Bob Pfahl, Bob Raba, Andre Rison, David Shula, Stacey Simmons, *Frank Spaniel, Floyd Turner, Clarence Weathers
- 86 (18)** Roy Banks, Monte Brethauer, *Bob Livingstone, Sammie Martin, Reese McCall, Eddie Miller, Stanley Morgan, Walter Murray, Jerome Pathon, James Pruitt, Freddie Scott, Dave Sherer, Phil Smith, Brian Stablein, Reggie Thornton, Oliver Williams, Butch Wilson, Dave Young
- 87 (26)** Elmer Bailey, Mark Bellini, Matt Bouza, Wayne Capers, Raymond Chester, James Coley, Lloyd Colterlyahn, Sean Dawkins, Lake Dawson, Brian DeRoo, Titus Dixon, James Harbour, Roy Jefferson, Aubrey Linne, James Noble, Chad Plummer, Tracy Porter, *Herb Rich, Jerry Richardson, Willie Richardson, Eugene Riley, Andre Rison, Torrance Small, *John Vardian, Reggie Wayne, *Herman Wedemeyer
- 88 (20)** John Andrews, John Brandes, Monte Brethauer, Kerry Cash, *Albin Collins, *Andy Dudish, Ken Gregory, Marvin Harrison, Bernard Henry, Keith Lester, John Mackey, Robbie Martin, *Lew Mayne, Stanley Margan, John Mosier, Bob Mraska, Herb Orvis, *Paul Page, Ricky Thompson, Floyd Turner
- 89 (5)** *Lucien Gambino, *Bob Kelly, Gino Marchetti, Elmer Wingate, *Ernie Zaleski
RETIRED FOR GINO MARCHETTI
- 90 (13)** Mel Agee, Mark Bell, Steve Emtman, John Haines, Ezra Johnson, Gary Don Johnson, Jim Krahl, Steve Martin, Sean McNanie, Gary Padjen, Hosea Taylor, Mark Thomas, Jeff Zgonina
- 91 (6)** Shane Curry, Anthony Green, Antony Jordan, Chukie Nwokorie, Roger Remo, Byron Smith

- No. Name**
- 92 (10)** Chad Bratzke, Mike Fultz, James Hunter, Jeff Leiding, Steve Morrison, Carl Powell, Thomas Sims, Tony Walker, Brod White, Doryl Wilkerson
- 93 (6)** Lionel Barnes, Jason Chorak, Ralph Jarvis, Freddie Joe Nunn, Cliff Odum, Harry Stanback
- 94 (9)** Gary Baldinger, Jeff Faulkner, Nate Hobgood-Chittick, Fletcher Jenkins, Scott Kellar, Tony McCoy, Rob Morris, Marquise Thomas, Scott Virkus
- 95 (8)** Ernie Barnes, Mitchell Benson, Travis Davis, Bob Hamm, Skip McClendon, Chris Scott, Mike Wells, Bernard Whittington
- 96 (12)** Steven Conley, Richard Dent, Bill Elko, Shawn King, Quintus McDonald, Willis Peguese, Dave Simmons, Don Thorp, Van Tuinei, Josh Williams, Trevor Wilmot, Blaise Winter
- 97 (7)** O'Brien Alston, Quentin Ballard, Cornelius Bennett, Frank Mattiace, Christian Peter, Scott Radecic, Kendel Shello
- 98 (4)** Johnie Cooks, Dan Footman, Tony Siragusa, Sam Sword
- 99 (7)** Michael Brandon, Al Fontenot, Al Noga, Mike Pelton, Brad Scioli, Lance Teichelman, Donnell Thompson

Asterisk (*) denotes pre-1953 Colts

MISSING: 1947-Frank Akins, Armand Cure, Don Nolandier; 1948-Earl Maves; 1949-Everett Founce, Byron Gillyroy

Based on players with game participation or included on an active game-day rosters. De-activated or inactive game day players are included.

NFL STADIUMS

American Football Conference

Club	Stadium	Capacity	Playing Surface
BALTIMORE	Ravens Stadium	69,084	Grass
BUFFALO	Ralph Wilson Stadium	73,800	AstroTurf
CINCINNATI	Paul Brown Stadium	65,535	AstroTurf-8
CLEVELAND	Cleveland Browns Stadium	73,200	Grass
DENVER	INVESCO Field at Mile High	76,125	Grass (PAT)
HOUSTON	Reliant Stadium	69,500	AstroTurf
INDIANAPOLIS	RCA Dome	56,127	AstroTurf
JACKSONVILLE	ALLTEL Stadium	73,000	Grass
KANSAS CITY	Arrowhead Stadium	79,451	Grass
MIAMI	Pro Player Stadium	75,540	Grass (PAT)
NEW ENGLAND	CMGI Field	68,000	Grass
N.Y. JETS	Giants Stadium	79,466	AstroTurf
OAKLAND	Network Associates Coliseum	63,132	Grass
PITTSBURGH	Heinz Field	65,000	Grass
SAN DIEGO	Qualcomm Stadium	72,000	Grass
SEATTLE	Seahawks Stadium	67,000	Field Turf
TENNESSEE	TBD	67,259	Grass

National Football Conference

Club	Stadium	Capacity	Playing Surface
ARIZONA	Sun Devil Stadium	73,014	Grass
ATLANTA	Georgia Dome	71,228	AstroTurf
CAROLINA	Ericsson Stadium	73,285	Grass
CHICAGO	Memorial Stadium	70,904	Artificial Turf
DALLAS	Texas Stadium	65,675	Texas Turf
DETROIT	Ford Field	65,000	Field Turf
GREEN BAY	Lambeau Field	60,890	Grass
MINNESOTA	Hubert H. Humphrey Metrodome	64,121	Grass
NEW ORLEANS	Louisiana Superdome	65,900	AstroTurf
N.Y. GIANTS	Giants Stadium	79,469	AstroTurf
PHILADELPHIA	Veterans Stadium	65,352	AstroTurf
ST. LOUIS	Dome at America's Center	66,000	AstroTurf-8
SAN FRANCISCO	San Francisco Stadium at Candlestick Point	69,734	AstroTurf
TAMPA BAY	Raymond James Stadium	65,655	Grass
WASHINGTON	Fed Ex Field	80,116	Grass

COLTS DRAFT HISTORY

1947 (12/20-21/46)

SPECIAL - Arnold Tucker, B, West Point; Ernie Case, B, UCLA;

REGULAR

1. Elmer Madar E, Michigan
2. Hubert Bechtol, E, Texas
3. Tommy Mont, B, Maryland
4. Weldon Humble, G, Rice
5. Russ Deal, T, Indiana
6. Don Malmberg, T, UCLA
7. Vic Schwall, B, Northwestern
8. Howard Turner, B, North Carolina State
9. Franklin Hubbell, E, Tennessee
10. Gaston Burgeois, G, Tulane
11. James Brieske, C, Michigan
12. Rudy Mobley, B, Hardin-Simmons
13. Gerald Doherty, B, Delaware
14. Bill Baumgartner, E, Minnesota
15. Jim Kekeris, T, Missouri

SUPPLEMENTARY

16. John North, E, Vanderbilt
17. Jim Canady, B, Texas
18. Howie Brown, G, Indiana
19. John Sims, B, Tulane
20. Bert Vander Clute, G, Wesleyan
21. Tony Stalloni, T, Delaware
22. Jean Lamoure, G, Fresno State
23. Leo Daniels, B, Texas A&M
24. M. "Tex" Reilly, B, Colorado
25. Jim Landrigan, T, Holy Cross

1948 (12/16-17/47)

1. Bobby Layne, B, Texas
2. William Garrett, T, Mississippi State
3. Earl Cook, G, SMU
4. Dan Sandifer, B, LSU
5. Joe Smith, E, Texas Tech
6. Gene Ruzskowski, T, Ohio U.
7. Jim Batchelor, B, East Texas State
8. Rex Olson, B, Brigham Young
9. Aubrey Fowler, B, Arkansas
10. Jack Fitch, B, North Carolina
11. Don Ettinger, T, Kansas
12. Paul Redfield, T, Colgate

13. Stan Magdziak, B, William & Mary
14. Dick Deranek, B, Indiana
15. Robert Norman, B, Washington & Lee
16. Charles Working, B, Washington & Lee
17. George Sparter, C, North Carolina
18. Rollin Prather, E, Kansas State
19. Norman Mosely, B, Alabama
20. Carmen Ragonese, B, New Hampshire
21. Bob Walker, B, Colorado Mines
22. Ray Borneman, B, Texas
23. Pete Tillman, C, Oklahoma
24. Robert Pfohl, B, Purdue
25. Lou Levanti, C, Illinois
26. Sam Zatkoff, E, Illinois
27. Harry Jagade, B, Indiana
28. Ben Bendrick, B, Wisconsin
29. Rex Grossman, B, Indiana
30. Dick Reinking, E, SMU

1949 (*7/8/48, 12/21/48)

***SECRET** - Richard Harris, T, Texas
Levi Jackson, B, Yale

REGULAR

1. George Sims, B, Baylor
2. Bob Gage, B, Clemson
3. No Choice
4. Ralph Kohl, T, Michigan
5. Wallace Jones, E, Kentucky
6. Frank Pattee, B, Kansas
7. Fred Folger, B, Duke
8. Bob Prymski, T, Illinois
9. Everett Faunce, B, Minnesota
10. Kale Alexander, T, South Carolina
11. Paul Page, B, SMU
12. James Owens, E, Oklahoma
13. Warren Beson, C, Minnesota
14. David Moon, B, SMU
15. Jon Jenkins, T, Dartmouth
16. John O'Quinn, E, Wake Forest
17. John Clyde Geary, T, Connecticut Wesleyan
18. Albert Sanders, T, Miss. Southern
19. Guy Sundheim, C, Northwestern
20. Mernie Lazier, B, Illinois
21. Harry Larche, T, Arkansas State
22. No Choice

23. No Choice
24. No Choice
25. Joe Grothaus, G, Iowa
26. Byron Gillary, B, Texas
27. Bob Cox, E, North Carolina
28. Bob DeMass, B, Purdue
29. George Pryor, B, Wake Forest

1950 (12/9/49)

1. Adrian Burk, QB, Baylor
2. Leon Campbell, B, Arkansas
3. Don Colo, T, Brown
4. Earl Murray, G, Purdue
5. Jack Halliday, G, SMU
6. Herb Rich, B, Vanderbilt
7. Art Bok, B, Dayton
8. Dick Harris, C, Texas
9. Bill Bass, B, Arkansas
10. Errol Fry, G, Texas
11. Joe Romanosky, T, St. Bonaventure
12. Bill Dey, B, Dartmouth
13. Ray Stone, E, Texas
14. Mitch Smiarowski, C, St. Bonaventure
15. Art Spinney, E, Boston College
16. Dave Fisher, B, SW Louisiana
17. Ralph Murphy, G, Rice
18. Charley Schoolmaster, C, Western Michigan
19. Bill Waddail, B, Auburn
20. Sheldon Dunlap, G, Cincinnati
21. Tom Phillips, B, Baldwin Wallace
22. Chip Armstrong, C, Occidental
23. Harry Wattleuter, E, Pennsylvania
24. Bill Petroski, T, Holy Cross
25. Jim Pepper, G, Syracuse
26. Gino Mazzanti, B, Arkansas
27. Mitford Johnson, B, Baylor
28. John Adcock, T, Auburn
29. Bob Graham, B, Pennsylvania
30. Tom Blake, G, Cincinnati
(New York Bulldogs)

ALLOCATION

Chet Multryn, B, Buffalo Bills
Bob Livingstone, B, Buffalo Bills
Albin Collins, E, Chicago Rockets
Art Donovan, DT, Buffalo Bills



Ernie Blandin



Art Donovan



Art Spinney

T-Ernie Blandin, DT-Art Donovan and G-Art Spinney are among the five players who were with the Colts prior to the club's entry into the NFL in 1953. They were joined by G-Sisto Averno and G-Dick Berwegan.

COLTS FIRST ROUND DRAFT CHOICES

1953-Billy Vessels, HB, Oklahoma
 1954-Cotton Davidson, QB, Baylor
 1955-George Shaw, QB, Oregon
 (bonus)

Alan Ameche, FB, Wisconsin
 1956-Lenny Moore, HB, Penn State
 1957-Jim Parker, T, Ohio State
 1958-Lenny Lyles, HB, Louisville
 1959-Jackie Burkett, CLB, Auburn
 1960-Ron Mix, T, Southern Cal
 1961-Tom Matte, HB, Ohio State
 1962-Wendell Harris, HB, LSU
 1963-Bob Vogel, T, Ohio State
 1964-Marv Woodson, HB, Indiana
 1965-Mike Curtis, FB-LB, Duke
 1966-Sam Ball, T, Kentucky
 1967-Bubba Smith, T, Michigan State
 Jim Detwiler, HB, Michigan
 1968-John Williams, G, Minnesota
 1969-Eddie Hinton, FL, Oklahoma
 1970-Norm Bulaich, RB, TCU

1971-Don McCauley, RB, N. Carolina
 Leonard Dunlap, DB, N. Texas St.
 1972-Tom Drougas, T, Oregon
 1973-Bert Jones, QB, LSU
 Joe Ehrmann, DT, Syracuse
 1974-John Dutton, DE, Nebraska
 Roger Carr, WR, Louisiana Tech
 1975-Ken Huff, G, North Carolina
 1976-Ken Navak, DT, Purdue
 1977-Randy Burke, WR, Kentucky
 1978-Reese McCall, TE, Auburn
 1979-Barry Krauss, LB, Alabama
 1980-Curtis Dickey, RB, Texas A&M
 Derrick Hatchett, DB, Texas
 1981-Randy McMillan, RB, Pittsburgh
 Donnell Thompson, DE, N. Carolina
 1982-Johnnie Cooks, LB, Mississippi St.
 Art Schlichter, QB, Ohio State
 1983-John Elway, QB, Stanford
 1984-Leonard Coleman, CB, Vanderbilt
 Ron Salt, OG, Maryland

1985-Duane Bickett, LB, Southern Cal
 1986-Jon Hand, DE, Alabama
 1987-Cornelius Bennett, LB, Alabama
 1988-No Selection
 1989-Andre Rison, WR, Michigan State
 1990-Jeff George, QB, Illinois
 1991-No Selection
 1992-Steve Emman, DT, Washington
 Quentin Coryatt, LB, Texas A&M
 1993-Sean Dawkins, WR, California
 1994-Marshall Faulk, RB, San Diego St.
 Trev Alberts, LB, Nebraska
 1995-Ellis Johnson, DE/T, Florida
 1996-Marvin Harrison, WR, Syracuse
 1997-Tarik Glenn, OT, California
 1998-Peyton Manning, QB, Tennessee
 1999-Edgerin James, RB, Miami
 2000-Rob Morris, LB, Brigham Young
 2001-Reggie Wayne, WR, Miami
 2002-Dwight Freeney, DE, Syracuse

1953 (1/22/53)

Pos: 1st)

- Billy Vessels, HB, Oklahoma
- Bernie Flowers, E, Purdue
- Buck McPhail, FB, Oklahoma
- Tom Catlin, C, Oklahoma
- Jack Little, T, Texas A&M
- Jim Sears, HB, USC
- Bill Athey, G, Baylor
- Jim Brewitt, T, Tulsa
- Bob Blair, TE, TCU
- John Cole, HB, Arkansas
- Gene Rossi, HB, Cincinnati
- Kaye Vaughn, G, Tulsa
- Bobby Moorhead, HB, Georgia Tech
- Frank Continetti, G, George Washington
- Buddy Sutton, HB, Arkansas
- Jim Currin, E, Dayton
- George Rambour, T, Dartmouth
- LeRoy Labat, HB, LSU
- Bill Powell, HB, California
- Pete Russo, T, Indiana
- Frank Kirby, T, Bucknell
- Merlin Gish, C, Kansas
- Mike Houseplan, G, Tulane
- Monte Brethauer, E, Oregon
- Ray Graves, HB, Syracuse
- Scott Prescott, C, Minnesota
- Ray Graves, HB, Texas A&M
- Joe Sabol, HB, UCLA
- Jack Alessandrini, G, Notre Dame
- Tom Roche, T, Northwestern

1954 (1/28/54)

Pos: 4th)

- Cotton Davidson, QB, Baylor (4)
- Larry Grigg, B, Oklahoma (15)
- James Kincaid, B, South Carolina (28)
- Thomas Allman, B, West Virginia (39)
- Don Ellis, B, Texas A&M (52)
- To Cleveland for C-Tom Cosgrove
- Glenn Turner, B, Georgia Tech (76)
- Dennis McCotter, G, Detroit U. (87)
- Robert Adams, G, Shippensburg St. (100)
- Robert Schoonmaker, B, Missouri (111)
- Robert Leberman, B, Syracuse (124)
- Donald Chelf, T, Iowa (135)
- Chuck McMillan, B, John Carroll (148)
- Ordell Braas, T, S. Dakota State (159)
- Joseph D'Agostino, G, Florida (172)
- Alex Sandusky, C, Clarion St. Tchrs. (183)
- Thomas Adkins, C, Kentucky (196)
- Richard Shinaut, B, Texas Western (207)
- Charles Wenzlau, C, Miami (Oh.) (220)
- Raymond Berry, E, SMU (231)

- Robert Lade, G, Nebraska St. Tchrs. (244)
- Robert Meyer, T, Ohio State (255)
- Leon Hardeman, B, Georgia Tech (268)
- Donald Kerlin, B, Concordia (279)
- Pepper Rodgers, B, Georgia Tech (292)
- Jesus Esparza, T, N. Mexico A&M (303)
- William Sennett, C, Georgia Tech (316)
- Raymond Estrum, C, Westminster (327)
- Claude Taliaferro, B, Illinois (340)
- Patrick Abbruzzi, B, Rhode Island (351)

1955 (1/27-28/55)

Pos: 2nd)

- Bonus Pick. George Shaw, QB, Oregon
- Alan Ameche, B, Wisconsin (2)
 - Richard Szymanski, C, Notre Dame (15)
 - L.G. Dupre, B, Baylor (26)
 - Tom Teamster, E, Florida State (39)
 - Jack Potera, G, Oregon (43)
(Choice from New York)
 - George Preas, G, VPI (50)
 - Leo Lewis, B, Lincoln U. (Mo.) (63)
 - Frank McDonald, C, Miami (Fla.) (74)
 - Dale Meinert, G, Oklahoma A&M (87)
 - Walter Bryan, B, Texas Tech (98)
 - William Evans, G, Miami (Ohio) (103)
(Choice from New York)
 - Jesse Arnelte, E, Penn State (111)
 - Emil Radik, B, Omaha (122)
 - Dick Chorovich, T, Miami (Ohio) (135)
 - Pat Abbruzzi, B, Rhode Island (146)
 - John Lee, B, Georgia Tech (159)
 - Gerald Peterson, T, Texas (170)
 - Dick Loswell, T, TCU (183)
 - Wesley Clark, T, Miss. Southern (194)
 - Charles Shepard, B, N. Texas St. (207)
 - James Cobb, T, Abilene Christian (218)
 - Charles Cianciola, C, Lawrence Col. (231)
 - Nick Manych, C, Mich. St. Normal (242)
 - Jerry Welch, B, S. Dakota State (255)
 - Dick McNamora, B, Minnesota (266)
 - Alex Esquivel, B, Mex. City Col. (279)
 - Richard Grann, T, Rhode Island (290)
 - Marion Minker, T, Bucknell (303)
 - James Locke, T, VPI (314)
 - Robert Myers, T, Ohio State (327)
 - Bill Waters, T, Austin College (338)

1956 (11/29/55, 1/17/56)

Pos: 8th)

- Lenny Moore, HB, Penn State (8)
- Dick Donlin, E, Hamline (20)
- Bob Paschal, HB, Duke (32)
- B.C. Inabnetin, T, Clemson (42)
- Herb Gray, E, Texas (54)

- Don Schmidt, HB, Texas Tech (66)
- Bill Waters, T, Austin (78)
- Bill Koman, G, North Carolina (90)
- John Lewis, E, Michigan State (102)
- Gene Scott, HB, Centre (114)
- Dennis Shaw, E, North Texas State (126)
- Steve Myhra, G, North Dakota (138)
- Jack Hill, HB, Utah State (150)
- Ted Schwanger, HB, Tenn. Poly (162)
- John Polzer, LB, Virginia (174)
- Gene Hendrix, HB, Drake (186)
- Bill Donenhauer, E, Emporia (198)
- Earl Looman, G, Stetson (210)
- Bob Fyvie, T, Lafayette (222)
- Bob Hill, FB, Jackson (234)
- Jim Harness, HB, Mississippi State (246)
- Pat Del Vicario, G, Miss. Southern (258)
- Al Stephenson, T, Idaho State (270)
- Bobby Fox, HB, East Texas State (282)
- Bradley Mills, HB, Kentucky (294)
- Jim Lohr, G, Southeastern Missouri (306)
- Herb Hartwell, HB, Virginia (318)
- John Shearer, QB, Shepherd (330)
- Jim Rusher, E, Kansas State (342)
- Terry Sweeney, HB, M. Tenn. State (353)

1957 (11/27/56, 1/31/57)

Pos: 7th)

- Jim Parker, T, Ohio State (7)
- Don Shinnick, LB, UCLA (19)
- Luke Owens, T, Kent State (31)
- Jackie Simpson, HB, Florida (43)
- Ron Underwood, HB, Arkansas (53)
- Bill Pricer, FB, Oklahoma (64)
- Reuben Saage, HB, Baylor (78)
- Jack Harmon, HB, E. Oregon State (89)
- Robert White, T, Otterbein (100)
- Joe Grisham, E, Austin Peay (114)
- Andy Nelson, QB, Memphis State (125)
- Don Simonic, T, Tennessee Poly (136)
- John Cal, HB, Colgate (150)
- Joe Guido, HB, Youngstown (161)
- Hall Whitley, C, Texas A&I (172)
- 16A Joe Cannavino, HB, Ohio State (184)
(From Pitt. for RB-Charles Shepard)
- 16B Ed Prelock, T, Kansas (186)
- Dan Wiewniewski, G, Pittsburgh (197)
- Jim Vilo, HB, Allegheny (208)
- Charles Froehle, T, St. John's Minn. (222)
- Walt Livingston, HB, Heidelberg (233)
- Owen Mulholland, HB, Houston (244)
- Chet Van Atta, LB, Kansas (258)
- Connair Baird, E, Hardin-Simmons (269)
- Harwood Hoeff, E, S. Dakota State (280)

25. Harlon Geach, T, College of Idaho (294)
26. Joe Unitas, T, Louisville (305)
27. Len DeMalon, LB, St. Vincent's (Pa.) (316)
28. Walt Schneider, T, Colorado (330)
29. Bob Rasmussen, G, Minnesota (341)
30. Bob Bailey, E, Thiel (352)

1958 (12/2/57, 1/28/58) Pos: 10th

1. Leonard Lyles, HB, Louisville (110)
2. Bob Stransky, HB, Colorado (23)
3. Joe Nicely, G, West Virginia (34)
4. Les Walters, E, Penn State (47)
- 5A. Raymond Brown, QB-HB, Mississippi (From Chi. Card. for DT-Tom Finnin) (49)
- 5B. To New York for RB-Henry Moore (57)
6. Bob Taylor, E, Vanderbilt (68)
- 7A. John Sample, HB, Maryland State (From Pittsburg for B-Dick Young) (78)
- 7B. John Diehl, T, Virginia (81)
8. Floyd Peters, G, San Francisco State (92)
9. Harold Bullard, FB, Lenoir-Rhyne (105)
10. Ray Schamber, HB, South Dakota (116)
11. Bobby Jordan, HB, VMI (129)
12. Tommy Addison, T, South Carolina (140)
13. Jerry Richardson, E, Wofford (153)
14. Ken Hall, HB-FB, Texas A&M (164)
15. Les Carney, HB, Ohio (177)
16. Arch Matsos, G-LB, Michigan State (188)
17. James Reese, QB, Minnesota (201)
18. Dave Lloyd, C, Georgia (212)
19. Tim Murnen, G, Bowling Green (225)
20. Tom Forrestal, QB, Navy (236)
21. Jim Faulk, HB, Texas Christian (249)
22. Bob McKee, E, Monmouth (260)
23. Phil Parslow, HB, UCLA (273)
24. Bobby Sandlin, HB, Tennessee (284)
25. Jim Roundtree, HB, Florida (297)
26. Bob Grimes, G, Central Michigan (308)
27. George Dintiman, HB, Lock Haven (321)
28. Jim Murphy, T, East Tennessee State (332)
29. Doug Padgett, E, Duke (345)
30. Gary Lund, G, Utah State (356)

1959 (12/2/58, 1/21/59) Pos: 12th

1. Jackie Burkett, C, LB, Auburn (12)
2. Dave Sherer, E, SMU (24)
3. To Detroit for DE-Ray Krouse (36)
4. Zeke Smith, G-LB, Auburn (48)
5. Hanson Churchwell, G-LB, Mississippi (60)
6. Palmer Pyle, T, Michigan State (72)
7. Harold Lewis, HB, Houston (84)
8. Tom Coffey, HB, West Texas State (96)
9. Tom Brown, G, Minnesota (108)
10. Don Stewart, E, SMU (120)
11. Tom Stephens, HB, Syracuse (132)
12. Richard Wood, QB, Auburn (144)
13. Rudy Smith, G-T, Mississippi (156)
14. Ferdie Burket, HB, SE Oklahoma (168)
15. Ted Foret, T, Auburn (180)
16. Morris Keller, T, Clemson (192)
17. Leroy Bergan, T, South Dakota State (204)
18. Opie Bandy, E-LB, Tulsa (216)
19. Milton Crain, C-LB, Mississippi (228)
20. Paul Balonick, C-LB, NC State (240)
21. John Herrnstein, FB, Michigan (252)
22. Lonny Leatherman, T, TCU (264)
23. Bob Davis, HB, Houston (276)
24. Bob Novogratz, G-LB, Army (288)
25. Ed Kieffer, HB, Syracuse (300)
26. Rene Lorio, HB, Mississippi Southern (312)
27. Thurman Terry, T, Rice University (324)
28. Fred Long, FB, Iowa (336)
29. Perry McGriff, E, Florida (348)
30. Blair Weese, FB, West Virginia Tech (360)

1960 (11/30/59) Pos: 10th

1. Ron Mix, T, USC (110)
- 2A. Don Floyd, T, TCU (23)
- 2B. Marvin Terrell, G, Mississippi (From New York for QB-George Shaw) (24)
3. Jim Welch, HB, SMU (34)

4. Gerhard Schwedes, HB, Syracuse (47)
5. Marvin Lasater, HB, TCU (58)
6. Al Bansavage, G, USC (71)
7. Jerry Babbout, T, Purdue (82)
8. Jim Colvin, T, Houston (95)
- 9A. Bob Hall, T, Kent State (103)
- 9B. Don Perkins, HB, New Mexico (From Philadelphia for B-Jimmy Car) (106)
- 10A. Ernest Barnes, C, N. Carolina Col. (112)
- 10B. Bobby Boyd, QB, Oklahoma (From Wash. for G-Hanson Churchwell) (119)
11. Bob Wehking, C, Florida (130)
12. Bill Bucak, HB, Rice (143)
13. Jim Nemeth, C, South Carolina (154)
14. Dale Johannsen, T, Augustana Col. (167)
15. Larry Grantham, E, Mississippi (178)
16. George Boynton, HB, E. Texas State (191)
17. Jim Beaver, T, Florida (202)
18. Dan Sheehan, T, Chattanooga (215)
19. Bill Carpenter, E, Army (226)
20. Bob Hogue, T, Shepherd (239)

1961 (12/27-28/60) Pos: 7th

- 1A. Tom Matte, HB, Ohio State (18)
- 1B. To San Francisco for E-Dee Mackey (20)
2. Tom Gilburg, T, Syracuse (3)
3. Jerry Hill, HB, Wyoming (3)
4. Ken Gregory, E, Whittier (5A)
- 5A. Ron Osborne, T, Clemson (5B)
- 5B. Ed Dyas, FB, Auburn (From Pittsburg for DB-Bert Rechichar) (20)
6. Don Kern, HB, VMI (6)
7. Ike Grimley, HB, Michigan State (8)
8. Paul Terhes, QB, Bucknell (9)
9. Pete Nicklas, T, Baylor (10)
10. Bob Clemens, HB, Pitt (11)
11. Ralph White, T, Bowling Green (12)
12. Dick Reynolds, T, North Carolina State (13)
13. Dallas Garber, FB, Marietta (14)
14. Bob Hunt, T, SMU (15)
15. E.A. Sims, E, New Mexico State (16)
16. Steve Weisner, FB, Wisconsin (17)
17. Tom Zajtzenski, E, Pittsburg (18)
18. Wilson Allison, T, Baylor (19)
19. Joe Navsek, T, Tulsa (20)
20. Al Kimbrough, HB, Northwestern (20)

1962 (12/4/61) Pos: 9th

1. Wendell Harris, HB, Louisiana State (2)
2. Bill Saul, LB, Penn State (3)
3. Dan Sullivan, T, Boston College (4)
4. Jim Dillard, HB, Oklahoma State (5A)
- 5A. To Green Bay for QB-Lamar McHan (5B)
- 5B. Jerry Craft, G, Bowling Green (Choice from Pittsburg) (6)
6. To Washington for DB-Gary Glick (7)
7. Fred Miller, T, Louisiana State (8)
8. Pete Brokaw, HB, Syracuse (9A)
- 9A. Roy Walker, FB, Purdue (From Dallas for RB-Don Perkins) (9B)
- 9B. Wald Rappold, QB, Duke (10)
10. Fred Moore, T, Memphis State (11)
11. Scott Tyler, HB, Miami, Ohio (12)
12. Bake Turner, HB, Texas Tech (13)
13. Charles Holmes, FB, Maryland State (14)
14. Stinson Jones, HB, VMI (15)
15. Joe Monte, G, Furman (16)
16. Roy Abruzzese, HB, Alabama (17)
17. Bill Knoche, HB, Fresno State (18)
18. Mel Rideout, QB, Richmond (19)
19. Fred Gillett, HB, Los Angeles State (20)
20. Herm McKee, HB, Washington State (20)

1963 (12/3/62) Pos: 5th

1. Bob Vogel, T, Ohio State (2A)
- 2A. John Mackey, E-HB, Syracuse (2B)
- 2B. Butch Wilson, FB, Alabama (From Pittsburg for DB-John Sample) (3)
3. To St. Louis for E-Dick Bielski (3)

- 4A. Jerry Logan, HB, West Texas State (4B)
- 4B. Harlow Fullwood, T, Virginia Union (From Chicago for DB-Pete Manning) (5)
5. Bill Ventura, E, Richmond (6)
6. Jerry Cook, HB, Texas (7)
7. Willie Richardson, E, Jackson State (8)
8. Dave Hayes, FB, Penn State (9)
9. Don Trull, QB, Baylor (10)
10. Bill Siekierski, G, Missouri (11)
11. Winston Hill, T, Texas Southern (12)
12. Butch Maples, C, Baylor (13)
13. Paul Watters, T, Miami (Ohio) (14)
14. Neil Petties, E, San Diego State (15)
15. Leon Mavity, HB, Colorado (16)
16. Dick Quast, E, Memphis State (17)
17. Kern Carson, HB, San Diego State (18)
18. Luther Woodruff, T, North Carolina A&T (19)
19. Steve Berzansky, FB, West Virginia (20)
20. D.L. Hurd, E, San Francisco State (20)

1964 (12/2/63) Pos: 8th

1. Marv Woodson, HB, Indiana (2)
2. Tony Lorick, HB, Arizona State (3)
3. To Dallas for RB-J.W. Lockett (4)
4. Ted Davis, LB, Georgia Tech (5)
5. Ed Lohamer, T, Michigan State (6)
6. Jim Mazurek, T, Syracuse (7)
7. Ken Sugarman, T, Whitworth (8)
8. John Williamson, LB, Louisiana Tech (9)
9. Vince Turner, HB, Missouri (10)
10. To Detroit for K-Jim Martin (11)
11. John Paglio, T, Syracuse (12)
12. Ken Graho, HB, Washington State (13)
13. Charlie Parker, T, Southern Mississippi (14)
14. John Case, E, Clemson (15)
15. Larry Kramer, T, Nebraska (16)
16. Roger Lopes, FB, Michigan State (17)
17. Don Green, HB, Susquehanna (18)
18. Alvin Haymond, HB, Southern U (19)
19. Owen Dejanovich, T, ASU (Flagstaff) (20)
20. John Butler, FB, San Diego State (20)

1965 (11/28/64) Pos: 14th

1. Mike Curtis, FB-LB, Duke (2)
2. Ralph Neely, T, Oklahoma (3A)
- 3A. To San Francisco for WR-Raymond Berry (3B)
- 3B. Glenn Ressler, G, Penn State (From Pittsburg for HB-Marv Woodson, LB-Bill Saul) (4A)
- 4A. Dave Johnson, HB, San Jose State (4B)
- 4B. Martin Schottenheimer, LB, Pitt (From Washington for RB-J.W. Lockett) (5)
5. John McGuire, E, Syracuse (6A)
- 6A. Al Atkinson, T, Villanova (6B)
- 6B. Bob Felts, HB, Florida A&M (From New York for DB-Andy Nelson, WR-R.C. Owens) (7)
7. John Koloczek, T, Corpus Christi (8)
8. Roosevelt Davis, T, Tennessee A&I (9)
9. Tom Bleick, HB, Georgia Tech (George Harold, HB, Allen U) (10)
10. Lamar Richardson, E, Fisk U (11)
11. Ted Radosovich, G, Cincinnati (12)
12. Bruce Airheart, HB, North Dakota State (14)
14. Jerry Fishman, LB, Maryland (15)
15. Roy Hillon, E, Jackson State (16)
16. Steve Tensi, QB, Florida State (17)
17. Fred Reichardt, E, Wisconsin (18)
18. Charley King, HB, Purdue (19)
19. Barry Brown, E-LB, Florida (20A)
- 20A. George Haffner, QB, McKeesee State (20B)
- 20B. Raymond Johnson, C, Prairie View (From Washington for K-Jim Martin) (20)

1966 (11/27/65) Pos: 15th

1. Sam Ball, T, Kentucky (2)
2. Butch Allison, G, Missouri (3)
3. Rick Kestner, E, Kentucky (4A)
- 4A. Rod Sherman, FL, Southern California (From Dallas for G/T-Ralph Neely) (4B)
- 4B. Hoyle Granger, FB, Mississippi State (4B)

- 5. Choice to Dallas
- 6. Stas Maliszewski, LB, Princeton
- 7A. Dave Ellis, T, North Carolina State
(From San Francisco for DT-Dan La Rose)
- 7B. Ray Perkins, FL, Alabama
- 8A. Gerald Allen, HB, Omaha
(From Minnesota for T-Larry Kramer)
- 8B. Jack White, QB, Penn State
- 9. Gerald Gross, HB, Auburn
- 10. Claude Brownlee, DE, Benedict
- 11. Eric Crabtree, HB, Pittsburgh
- 12. Jim Carter, G, Tennessee A&I
- 13. Bob Hadrick, E, Purdue
- 14. Jim Ward, QB, Gettysburg
- 15. Lee Garner, LB, Mississippi
- 16. Rod Stewart, E, Duke
- 17. Randy Matson, T, Texas A&M
- 18. Ed Toner, T, Massachusetts
- 19. Ken Duke, FB, Morgan State
- 20. Tom Carr, T, Morgan State

1967 (3/14/67) Pos: 20-18-19

- 1A. Bubba Smith, DE, Michigan State (11)
(From N.O. for QB-Gary Cuozzo, OL-Butch Allison & D17-67)
- 1B. Jim DeWiler, HB, Michigan (20)
- 2. Rick Volk, DB, Michigan (45)
- 3A. Norman Davis, G, Grambling
(From N.O. in QB-Gary Cuozzo trade)
- 3B. Leon Ward, LB, Oklahoma State (71)
- 4. Charles Stokes, DB, Maryland St. (100)
- 5. Ron Porter, LB, Idaho (126)
- 6A. Terry Southall, QB, Baylor (137)
(From Atlanta for T-Lou Kirouac)
- 6B. To Atlanta for G-Dale Mummelaar
- 7. Bo Rein, FL, Ohio State (179)
- 8A. Lee Anderson, DT, Bishop
(From St. L. for LB-Mike Strofolino)
- 8B. Cornelius Johnson, T, Va. Union (204)
- 9. Ron Kirkland, HB, Nebraska (229)
- 10. Leigh Gilbert, FB, Northern Illinois (258)
- 11. Herman Reid, T, St. Augustine's (290)
- 12A. Preston Pearson, DB, Illinois
(From Pittsburgh for G-Jim Carter)
- 12B. J.B. Christian, G, Oklahoma State (307)
- 13. Marc Allen, DT, West Texas State (335)
- 14. Pat Conley, LB, Purdue (359)
- 15. Bob Wade, DB, Morgan State (385)
- 16. Don Alley, FL, Adams State (413)
- 17. To N.O. in QB-Gary Cuozzo trade

1968 (1/30-31/68) Pos: 23-24

- 1. John Williams, T, Minnesota (23)
- 2. Bob Grant, LB, Wake Forest (50)
- 3. Rich O'Hara, E, Northern Arizona (78)
- 4. James Duncan, DB, Maryland St. (107)
- 5A. Paul Elzey, LB, Toledo
(From N.Y. for DT-Bob Lurtsema)
- 5B. To Cleveland for D-Pavid Lee
- 6. Choice to Atlanta
- 7. Anthony Andrews, HB, Hamp. Inst. (188)
- 8. Tommy Davis, DT, Tennessee A&I (216)
- 9. Terry Cole, FB, Indiana (242)
- 10A. Ocie Austin, DB, Utah State
(From Wash. for RB-Gerald Allen)
- 10B. Ed Tomlin, FB, Hampton Inst. (270)
- 11. Bill Pickens, G, Houston (296)
- 12. James Jackson, DT, Jackson St. (324)
- 13. Howie Tennebar, G, Kent State (350)
- 14. Charles Mitchell, TE, Alabama St. (378)
- 15. Jeff Beaver, QB, North Carolina (404)
- 16. Walt Blackledge, FL, San Jose St. (432)
- 17. Ray Pederson, G, St. Coll. of Iowa (458)

1969 (1/28-29/69) Pos: 25th

- 1. Ed Hinton, FL, Oklahoma (25)
- 2A. Ted Hendricks, LB, Miami (33)
(From N.O. for RB-Tony Lorick)
- 2B. Tom Maxwell, DB, Texas A&M (51)
- 3. Dennis Nelson, T, Illinois State (77)

- 4A. Jackie Stewart, FB, Texas Tech (87)
(From Wash. for RB-Gerald Allen)
- 4B. To Atlanta for G-Dan Grimm
- 5A. To Atlanta for G-Dan Grimm
- 5B. King Dunlap, DT, Tennessee A&I (129)
- 6. Bill Fortier, G, Louisiana State (154)
- 7A. Gary Fleming, LB, Stanford
(From N.O. in QB-Gary Cuozzo trade)
- 7B. Roland Moss, RB, Toledo (181)
- 8. Sam Havrilak, DB, Bucknell (207)
- 9A. George Wright, DT, Sam Houston
(From Atlanta for C-Phil Sobocinski)
- 9B. Larry Good, QB, Georgia Tech (232)
- 10. Marion Griffin, TE, Purdue (259)
- 11. Ken Delaney, T, Akron (285)
- 12. Butch Riker, LB, Texas A&I (310)
- 13. Carl Mawck, LB, Southern Illinois (337)
- 14. Dave Barlett, LB, Colorado (363)
- 15. George Thompson, DB, Marquette (389)
- 16. Jim McMillan, FL, The Citadel (415)
- 17. Joe Cowan, FL, Johns Hopkins (441)

1970 (1/27-28/70) Pos: 18th

- 1. Norm Bulaich, RB, TCU (18)
- 2. Jim Bailey, DT, Kansas (44)
- 3A. Jim O'Brien, K-WR, Cincinnati (70)
- 3B. Ara Person, TE, Morgan State (74)
(From Phil. for LB-Ron Porter)
- 4A. Steve Smear, DT, Penn State
(From Wash. for LB-Dennis Gaubatz)
- 4B. To Green Bay for T-Ron Kostelnik
- 5. Billy Newsome, DE, Grambling (122)
- 6. Ron Gardin, FL, Arizona (148)
- 7. Gordon Slade, QB, Davidson (174)
- 8. Bob Bouley, T, Boston College (199)
- 9. Barney Harris, CB, Texas A&M (226)
- 10. Dick Palmer, LB, Kentucky (252)
- 11. George Edwards, RB, Fairmont St. (278)
- 12. Don Burrell, FL, Angelo State (304)
- 13. Dave Polak, LB, Bowling Green (330)
- 14. Tom Curtis, S, Michigan (356)
- 15. Philip Gary, DE, Kentucky State (382)
- 16. Jack Maitland, RB, Williams (408)
- 17. Alvin Paerman, RB, Colgate (434)

1971 (1/28-29/71) Pos: 26th

- 1A. Don McCauley, RB, North Carolina (22)
(From Miami for Don Shula)
- 1B. Leonard Dunlap, DB, N. Texas St. (26)
- 2. Bill Atessis, DT, Texas (52)
- 3. Karl Douglas, QB, Texas A&I (78)
- 4. To Pittsburgh for WR-Roy Jefferson
- 5. John Andrews, TE, Indiana (130)
- 6. Ken Frith, DT, Northeast Louisiana (156)
- 7. Gordon Bowdell, WR, Mich. St. (182)
- 8. Willie Bogan, DB, Dartmouth (207)
- 9. Bill Burnett, RB, Arkansas (234)
- 10. Rex Kern, QB, Ohio State (260)
- 11. Dave Jones, LB, Baylor (286)
- 12A. Bob Vuensch, T, Texas
(From Pitt. for RB-Preston Pearson, DB-Ocie Austin)
- 12B. Bill Triplett, WR, Michigan State (312)
- 13. Tom Neville, LB, Yale (338)
- 14. Mike Mikolayunas, RB, Davidson (364)
- 15. Mike Hogan, LB, Michigan State (390)
- 16. Rich Harrington, DB, Houston (416)
- 17. Don Nottingham, RB, Kent State (441)

1972 (2/1-2/72) Pos: 22nd

- 1. Tom Drougas, T, Oregon (22)
- 2A. Jack Mildren, S, Oklahoma (46)
(From Oak. for DB-Tom Maxwell, D4 & D7-72)
- 2B. Glenn Doughty, WR, Michigan
(From Wash. for LB-Bob Grant)
- 2C. Lydell Mitchell, RB, Penn State (48)
- 3. To Oakland for WR-Eldridge Dickey
- 4A. To Oak. for LB-Bill Laskey & D2-72

- 4B. Eric Allen, WR, Michigan State (104)
(From S.D. for DT-George Wright)
- 5A. Don Croft, DT, Texas El Paso (115)
(From New England for DB-Ron Gardin)
- 5B. To New Orleans for G-John Shimmers
- 6. Bruce Laird, S, American Intl. (152)
- 7A. John Sykes, RB, Morgan State (169)
(From Wash. for LB-Bob Grant)
- 7B. To Oak. for LB-Bill Laskey & D2-72
- 8A. Al Qualls, LB, Oklahoma (191)
(From S.D. for DT-George Wright)
- 8B. Van Brownson, QB, Nebraska (204)
- 9A. Gary Hambell, DT, Dayton
(From G.B. for DT-Jim DeLisle)
- 9B. To Cleveland for LB-Tom Beutler
- 10. Dave Schilling, RB, Oregon State (256)
- 11. Fred DeBernardi, DE, Tex. El Paso (282)
- 12. Gary Theiler, TE, Tennessee (308)
- 13. Herb Washington, WR, Mich. St. (334)
- 14. John Morris, C, Missouri Valley (359)
- 15. Robin Parkhouse, LB, Alabama (386)
- 16. Gary Richard, QB, C.W. Post (412)
- 17. Stan White, LB, Ohio State (438)

1973 (1/30-31/73) Pos: 10th

- 1A. Bert Jones, QB, Louisiana State (2)
(From N.O. for DE-Bill Newsome & D4-73)
- 1B. Joe Ehrmann, DT, Syracuse (10)
- 2. Mike Barnes, DE, Miami (35)
- 3A. Bill Olds, RB, Nebraska (61)
(From Houston for C-Bill Curry)
- 3B. Jamie Rotella, LB, Tennessee (62)
- 4A. Gary Palmer, T, Kansas (83)
(From Phil. for RB-Norm Bulaich)
- 4B. Ollie Smith, WR, Tennessee State
(From S.D. for DB-Leonard Dunlap)
- 4C. To New Orleans for DT-73
- 5. David Taylor, G, Catawba (114)
- 6. N.O. to G-John Shimmers
- 7. To Denver for TE-John Mosier
- 8A. Ray Oldham, DB, Mid. Tennessee
(From San Diego for RB-Tom Matte)
- 8B. Bill Windower, G, Iowa (191)
- 9. To Wash. for WR-Cotton Speyrer & D1-73
- 10. To N.Y. Jets for DT-Chuck Hinton
- 11. Dan Neal, C, Kentucky (270)
- 12. Bernard Thomas, DE, W. Michigan (295)
- 13. Tom Pierantozzi, QB, West Chester (322)
- 14. Ed Williams, RB, West Virginia (347)
- 15. Jackie Brown, DB, South Carolina (374)
- 16. Marty Januszkievicz, RB, Syracuse (399)
- 17. Guy Falkenhagen, T, N. Michigan (426)

1974 (1/29-30/74) Pos: 5th

- 1A. John Dutton, DE, Nebraska (5)
- 1B. Roger Carr, WR, Louisiana Tech
(From L.A. for OG-John Williams)
- 2A. Fred Cook, DE, Sou. Mississippi (32)
- 2B. Ed Shuttleworth, RB, Michigan
(From Phil. for RB-Norm Bulaich)
- 3A. Glenn Robinson, LB, Oklahoma St. (57)
- 3B. Robert Pratt, G, North Carolina
(From Denver for LB-Ray May)
- 4. Tony Bell, DB, Bowling Green (84)
- 5A. To Detroit for LB-Ed Mooney
- 5B. Doug Nettles, DB, Vanderbilt
(From Minn. for DB-Charles Stukes)
- 6A. To Miami for RB-Hubert Ginn
- 6B. Danny Rhodes, LB, Arkansas
(From N.E. for DB-Jack Mildren)
- 7A. Noah Jackson, G, Tampa (161)
- 7B. Dan Dickel, LB, Iowa (170)
(From Denver for LB-Bill Laskey)
- 7C. Freddie Scott, WR, Amherst
(From Buffalo for TE-John Mosier)
- 8A. Greg Latta, TE, Morgan State (188)
- 8B. Paul Miles, RB, Bowling Green
(From Denver for LB-Ray May)
- 9. To Wash. for WR-Cotton Speyrer & D1-73

- 10A. Bob Van Dyrne, G, Idaho (240)
- 10B. Glenn Ellis, DT, Elan (257)
(From L.A. for DB-Jarry Logan)
- 11. Tim Rudnick, DB, Notre Dame (265)
- 12A. Dave Simonson, T, Minnesota (292)
- 12B. Bob Bobrowski, QB, Purdue (307)
(From Wash. for LB-Ed Mooney)
- 13. Randy Hall, DB, Idaho (317)
- 14. Ed Collins, WR, Rice (344)
- 15. Pat Kelly, LB, Richmond (369)
- 16. Dave Margovage, T, Kentucky (396)
- 17A. Tim Berro, WR, Massachusetts (421)
- 17B. Buzzy Lewis, DB, Florida State (436)
(From Wash. for OG-Cornelius Johnson)

1975 (1/28-29/75) Pos: 1st)

- 1A. To All. for OT-George Kunz & D1-75
- 1B. Ken Huff, G, North Carolina (3)
(From Atl. for OT-George Kunz trade)
- 2. To G.B. for LB-Tom MacLeod & D8-75
- 3A. Mike Washington, DB, Alabama (53)
- 3B. Dave Pear, DT, Washington (56)
(From Chi. for rights to TE-Greg Latta)
- 4A. Marshall Johnson, RB, Houston (80)
- 4B. Paul Linford, DT, Brigham Young (93)
(From N.Y. Jets for DT-Jim Bailey)
- 5. Roosevelt Leaks, RB Texas (105)
- 6A. To All. in OT-George Kunz trade
- 6B. Don Westbrook, WR, Nebraska (131)
(From N.Y. Giants for DE-Roy Hilton)
- 7A. Kim Jones, RB, Colorado State (157)
- 7B. Steve Joachim, QB, Temple (160)
(From Chi. for rights to TE-Greg Latta)
- 7C. Derrel Luce, LB, Baylor (168)
(From Chi. for rights to TE-Greg Latta)
- 8A. John Bushong, DE, W. Kentucky (184)
- 8B. Greg Denboer, TE, Michigan (187)
(From Denver for T-Tom Drougas)
- 8C. Mario Cage, RB, NW Louisiana (192)
(From G.B. in LB-Ted Hendricks trade)
- 9. Royce McKinney, DB, Kentucky St. (209)
- 10. Phil Wagonheim, P, Maryland (236)
- 11. Dave Hazel, WR, Ohio State (261)
- 12. Brad Storm, LB, Iowa State (288)
- 13. John Roman, G, Idaho State (313)
- 14. Mike Smith, C, SMU (339)
- 15. John Goodie, RB, Langston (365)
- 16A. Bill Malouf, WR-DB, Mississippi (392)
- 16B. Mike Evavold, DT, Mocollester (399)
- 16C. Bob Smith, DB, Maryland (409)
(From Oak. for D13 & D17-76)
- 17A. David McKnight, LB, Georgia (416)
- 17B. Mike Bengard, DE, NW Iowa (426)
(From S.F. in conditional trade)
- 17C. Frank Russell, WR, Maryland (440)
(From Oak. for D13 & D17-76)

1976 (4/8-9/76) Pos: 20th)

- 1. Ken Novak, DT, Purdue (20)
- 2. To Pitt. for rights to T-Ed George
- 3A. Ed Simononi, LB, Texas A&M (81)
- 3B. Ron Lee, RB, West Virginia (90)
(From T.B. for DB-Mike Washington)
- 4. To Pitt. for rights to T-Ed George
- 4A. Sanders Shiver, LB, Cor.-Newman (134)
(From Chi. for rights to G-N. Jackson)
- 5B. Mike Kirkland, QB, Arkansas (143)
- 6. To Buffalo for LB-Jim Cheyuski
- 7. To Chicago for D7-75 & D5-76
- 8. Ricky Thompson, WR, Baylor (228)
- 9. Stu Levenick, T, Illinois (258)
- 10. Tim Baylor, DB, Morgan State (283)
- 11. Rick Gibney, DT, Georgia Tech (310)
- 12. Frank Stavrov, K, Indiana (339)
- 13. To Oakland for D16 & D17-75
- 14. Jeremiah Cummings, DE, Alb. (Ga.) St. (394)
- 15. Gary Alexander, T, Clemson (424)
- 16A. Mike Fuhrman, TE, Memphis St. (449)
(From Wash. for WR-Cotton Speyer)

- 16B. Steve Ludwig, C, Miami (Fla.) (451)
- 17. To Oakland for D16 & D17-75

1977 (5/3-4/77) Pos: 26th)

- 1. Randy Burke, WR, Kentucky (26)
- 2. Mike Ozdowski, DE, Virginia (53)
- 3. To St. Louis for DB-Norm Thompson
- 4. To Washington for RB-Herb Mul-Key
- 5. To N.O. for RB-Howard Stevens
- 6. Calvin O'Neal, LB, Michigan (163)
- 7. Blanchard Carter, T, Nev.-Las Vegas (193)
- 8. Kenneth Helms, T.C. Georgia (220)
- 9. Glen Capriola, RB, Boston College (247)
- 10. Ron Baker, G, Oklahoma State (277)
- 11. Brian Ruff, LB, The Citadel (304)
- 12. Bill Deutsch, RB, North Dakota (331)

1978 (5/2-3/78) Pos: 25th)

- 1. Reese McCall, TE, Auburn (25)
- 2. Mike Woods, LB, Cincinnati (52)
- 3. To San Francisco for C-Forest Blue
- 4. To Detroit for DT-Herb Orvis
- 5A. Frank Myers, OT, Texas A&M (117)
(From S.F. for QB-Marty Domres)
- 5B. To Kansas City for LB-Willie Lanier
- 6. Ben Garry, RB, S. Mississippi (161)
- 7. Jeff Logan, RB, Ohio State (191)
- 8. Monte Anthony, RB, Nebraska (218)
- 9. Dave Studdard, OT, Texas (245)
- 10. Dallas Owens, DB, Kentucky (275)
- 11. Henry Mason, WR, Cent. Missouri (302)
- 12. Bruce Allen, P, Richmond (329)

1979 (5/3-4/79) Pos: 6th)

- 1. Barry Krauss, LB, Alabama (6)
- 2. To Oakland for WR-Mike Siani
- 3A. To Tampa Bay for RB-Don Hardeman
- 3B. Kim Anderson, DB, Arizona State (69)
(From Houston for D3 & D7-79)
- 4. To Detroit for QB-Greg Landry
- 5. Larry Brazziel, DB, USC (115)
- 6A. To Buffalo for DB-Dwight Harrison
- 6B. Jim Moore, OT, Ohio State (150)
(From Wash. for WR-Ricky Thompson)
- 7. To Houston for D3-79
- 8A. Steve Heimkreiter, LB, Notre Dame (197)
- 8B. Nesby Glasgow, DB, Washington (207)
(From Minn. for OT-Frank Myers)
- 9. Russ Henderson, P, Virginia (224)
- 10. Steven Stephens, TE, Oklahoma St. (254)
- 11. John Priestner, LB, W. Ontario (280)
- 12. Charles Green, WR, Kansas State (306)

1980 (4/29-30/80) Pos: 5th)

- 1A. Curtis Dickey, RB, Texas A&M (5)
- 1B. Derrick Hatchett, DB, Texas (24)
(From Dallas for DE-John Dutton)
- 2A. Ray Donaldson, C, Georgia (32)
- 2B. Tim Foley, OT, Notre Dame (51)
(From Dallas for DE-John Dutton)
- 3. To Detroit for QB-Greg Landry
- 4. Ray Butler, WR, USC (88)
- 5. To Kansas City for RB-Mark Bailey
- 6. Chris Foote, C, USC (144)
- 7. Wesley Roberts, DE, TCU (170)
- 8A. Ken Walter, OT, Texas Tech (195)
(From Detroit for LB-Stan White)
- 8B. To Denver for P-Bucky Dilts
- 9. Mark Bright, RB, Temple (227)
- 10. Larry Stewart, OT, Maryland (254)
- 11. Ed Whitley, TE, Kansas State (280)
- 12A. Randy Bielski, K, Towson State (311)
- 12B. Marvin Sims, RB, Clemson (324)
(From Denver for RB-Don Hardeman)

1981 (4/28-29/81) Pos: 12-11)

- 1A. Randy McMillan, RB, Pittsburgh (12)
- 1B. Donnell Thompson, DT, N. Carolina (18)
(From Minn. for D2a, D2b & D5-81)
- 2A. To Minnesota for D1-81

- 2B. To Minnesota for D1-81
- 3. Randy Van Divier, OT, Washington (68)
- 4. Tim Sherwin, TE, Boston College (94)
- 5. To Minnesota for D1-81
- 6. Bubba Green, DT, N. Carolina St. (149)
- 7. Obed Ariari, K, Clemson (178)
- 8A. Ken Sitten, DB, Oklahoma (204)
- 8B. Hosea Taylor, DT, Houston (220)
(From Phil. for OG-Ron Baker)
- 9. Tim Gooch, DE, Kentucky (233)
- 10A. Gregg Gerken, LB, N. Arizona (256)
(From S.F. for DT-Jim Krahl)
- 10B. Trent Bryant, DB, Arkansas (259)
- 11. Holden Smith, WR, California (288)
- 12. Eric Scoggins, LB, USC (315)

1982 (4/27-28/82) Pos: 2-1)

- 1A. Johnnie Cooks, LB, Mississippi St. (2)
- 1B. Art Schlichter, QB, Ohio State (4)
(From L.A. for QB-Bert Jones)
- 1982 (Continued)
- 2A. Leo Wisniewski, NT, Penn State (28)
- 2B. Rohn Stark, P, Florida State (34)
(From L.A. for QB-Bert Jones)
- 3. James Burroughs, DB, Michigan St. (57)
- 4. Mike Pagel, QB, Arizona State (84)
- 5. Terry Crouch, OG, Oklahoma (113)
- 6. Pat Beach, TE, Washington State (140)
- 7. Fletcher Jenkins, NT, Washington (169)
- 8. Tony Lata, OG, Arizona State (196)
- 9. Tony Berryhill, C, Clemson (252)
- 10. Tom Deery, DB, Widener (225)
- 11. Lamont Meacham, DB, W. Kentucky (280)
- 12. Johnny Wright, RB, S. Carolina (307)

1983 (4/26-27/83) Pos: 1st)

- 1. John Elway, QB, Stanford (11)
- 2. Vernon Maxwell, LB, Arizona State (29)
- 3. George Achico, NT, USC (57)
- 4. Phil Smith, WR, San Diego State (85)
- 5. Sid Abramowitz, OT, Tulsa (113)
- 6A. To San Diego for K-Mike Wood
- 6B. Grant Fasel, C, Abilene Christian (161)
(From S.D. for DB-Burt Laird)
- 7. Alvin Moore, RB, Arizona State (169)
- 8. To Denver for OT-Glenn Hyde
- 9A. Jim Mills, OT, Hawaii (225)
- 9B. Chris Rose, OT, Stanford (241)
(From Atl. for P-Dave Smigelsky)
- 10. Ronald Hopkins, DB, Murray St. (252)
- 11. Jim Bob Taylor, QB, Georgia Tech (280)
- 12. Carl Williams, WR, Tex. Southern (308)

1984 (5/1-2/84) Pos: 8th)

- 1A. Leonard Coleman, DB, Vanderbilt (8)
- 1B. Ron Solt, OG, Maryland (19)
(From Denver for QB-John Elway)
- 2. Blaise Winter, DT, Syracuse (35)
- 3. Chris Scott, DT, Purdue (66)
- 4A. Craig Curry, DB, Texas (93)
- 4B. George Wonsley, RB, Miss. St. (103)
(From Seattle for WR-Roger Carr)
- 5A. Golden Tate, WR, Tennessee St. (120)
- 5B. Kevin Call, OT, Colorado State (130)
(From Seattle for OG-Robert Pratt)
- 6. Dwight Beaverty, RB, Illinois (147)
- 7. To Det. for OT-Karl Baldischwiler
- 8. Eugene Daniel, DB, Louisiana St. (205)
- 9. To Dallas for K-Raul Allegre
- 10. To Detroit for WR-Tracy Porter
- 11. Bob Stowe, OT, Illinois (290)
- 12. Steve Hathaway, DE, W. Virginia (317)

1984 USFL SUPPLEMENTAL DRAFT

- 1. Paul Bergmann, TE, UCLA
- 2. Albert Bentley, RB, Miami
- 3. Byron Smith, DT, California

1985 (4/30-5/1/85) Pos: 5-4)

1. Duane Bickett, LB, USC (5)
2. Don Anderson, DB, Purdue (32)
3. Anthony Young, DB, Temple (61)
4. Willie Broughton, DE, Miami (88)
5. Roger Caron, OT, Harvard (117)
6. To Dallas for OT-Steve Wright
7. James Harbour, WR, East Carolina (173)
8. Ricky Nalls, WR, East Carolina (200)
9. Mark Boyer, TE, USC (229)
10. Andre Pinesett, DT, Cal-Fullerton (256)
11. To L.A. for DB-George Radachowsky
12. David Burnette, OT, C. Arkansas (312)

1986 (4/29-30/86) Pos: 7-6-5-4)

- 1A. Jon Hand, DE, Alabama (4)
- 2B. Jack Trudeau, QB, Illinois (47)
3. To Dallas in D2 swap for QB-Gary Hogeboom
4. To New Orleans for D1-86
5. Bill Brooks, WR, Boston University (86)
- 5A. Scott Keller, DT, Northern Illinois (117)
- 5B. Gary Walker, C, Boston University (124)
6. To L.A. for LB-Vernon Maxwell
7. To S.D. for D7a, D7b & D12-86
- 7A. Steve O'Malley, NT, N. Illinois (171)
- 7B. Chris White, K, Illinois (172)
- 7C. Tommy Sims, DB, Tennessee (190)
8. To L.A. for D6-86
9. Trell Hooper, DB, Memphis State (198)
- 9A. Bob Brotzki, OT, Syracuse (228)
- 10A. To St. Louis for LB-Dave Ahrens
- 10B. Pete Anderson, C, Georgia (266)
11. To Buffalo for QB-Mark Harrmann
- 12A. Steve Wade, DT, Vanderbilt (309)
- 12B. Isaac Williams, DT, Florida State (326)
- 12C. From L.A. for D6-86

1987 (4/28/87) Pos: 2nd)

1. Cornelius Bennett, LB, Alabama (2)
2. To Wash. for WR-Walter Murray
3. Chris Gambol, OT, Iowa (58)
4. Randy Dixon, OT, Pittsburgh (85)
5. Roy Banks, WR, Eastern Illinois (114)
6. Freddie Robinson, DB, Alabama (142)
7. Mark Bellini, WR, Brigham Young (170)
- 8A. To Tampa Bay for DB-John Holt
- 8B. Chuckie Miller, DB, UCLA (200)
9. (From Buffalo for OT-Roger Caron)
- 9A. To N.Y. Giants for DB-Kenny Daniel
- 9B. Bob Onko, LB, Penn State (247)
10. From Cleve. for QB-Mike Pagel
- 10A. Chris Goode, DB, Alabama (253)
11. Jim Reynolds, DE, Arizona State (281)
12. David Adams, RB, Arizona (309)

1988 (4/24-25/88) Pos: 21-20-22)

1. To L.A. for RB-Eric Dickerson
2. To L.A. for RB-Eric Dickerson
3. Chris Chandler, QB, Washington (76)
4. Michael Ball, DB, Southern Univ. (104)
5. John Baylor, DB, S. Mississippi (129)
6. To Wash. for WR-Clarence Verdin
7. To N.Y. Giants for DT-Jerome Sully
8. To Buffalo for OT-Roger Caron
9. Jeff Herrod, LB, Mississippi (243)
10. O'Brien Alston, LB, Maryland (270)
11. Donnie Dee, TE, Tulsa (297)
- 12A. Aatron Kenney, WR, Wis.-St. Point (308)
- 12B. From Det. for QB-Derrick Ramsey
- 12C. Tim Yesling, K, Syracuse (327)

1989 (4/30-5/1/89) Pos: 15-17-16)

- 1A. To Seattle for LB-Fredd Young
- 1B. Andre Rison, WR, Michigan State (22)
2. To L.A. for RB-Eric Dickerson
3. Mitchell Benson, DT, TCU (72)
4. Pat Tomberlin, OT, Florida State (99)
5. To Washington for D4 & D8-90
6. Quintus McDonald, LB, Penn St. (155)

- 7A. Ivy Joe Hunter, RB, Kentucky (182)
- 7B. Charles Washington, DB, Cameron (185)
8. Kurt Larson, LB, Michigan State (212)
9. William Mackall, WR, Tenn.-Martin (239)
10. Jim Thompson, OT, Auburn (266)
11. Wayne Johnson, QB, Georgia (296)
- 12A. William Dubose, RB, S.C. State (314)
- 12B. Steve Taylor, QB, Nebraska (323)

1990 (4/22-23/90) Pos: 12-11-14-13)

- 1A. Jeff George, QB, Illinois (1)
- 1B. From Phil. for OT-Chris Hinton, WR-Andre Rison, D5-90 & D1-91
2. To Seattle for LB-Fredd Young
3. To Anthony Johnson, RB, Notre Dame (36)
3. To San Diego for LB-Chip Banks
- 4A. Stacey Simmons, WR, Florida (83)
- 4B. From Atl. with rights to D1-90
- 4C. Alan Grant, DB, Stanford (94)
- 4D. Pat Cunningham, OT, Texas A&M (106)
5. To Atlanta for D1 & D4-90
6. Tony Walker, LB, SE Missouri St. (148)
7. James Singletary, LB, E. Carolina (179)
- 8A. Ken Clark, RB, Nebraska (206)
- 8B. Harvey Wilson, DB, Southern Univ. (213)
9. Darvell Huffman, WR, Boston Univ. (232)
10. To Dallas for OT-Zechariah Moss
11. Carnel Smith, DE, Pittsburgh (290)
- 12A. Gene Benhart, QB, W. Illinois (311)
- 12B. Dean Brown, OG, Notre Dame (316)

1991 (4/21-22/91) Pos: 14-13)

1. To Atlanta for D1 & D4-90
2. Shane Curry, DE, Miami (40)
3. Dave McCloughan, DB, Colorado (69)
4. Mark Vander Pool, OT, Colorado (96)
5. Kerry Cash, TE, Texas (125)
6. Mel Agee, DE, Illinois (152)
7. James Bradley, WR, Michigan St. (181)
8. Tim Bruton, TE, Missouri (208)
9. Howard Griffith, RB, Illinois (236)
10. Frank Giannetti, LB, Penn State (263)
11. Jerry Crafts, OT, Louisville (292)
12. Rob Luedeke, C, Penn State (319)

1992 (4/26-27/92) Pos: 1st)

- 1A. Steve Emman, DT, Washington (1)
- 1B. Quentin Coryatt, LB, Texas A&M (2)
2. Ashley Ambrose, DB, Miss. Val. St. (29)
3. To L.A. for OT-Irv Pankey
- 4A. Rodney Culver, RB, Notre Dame (85)
- 4B. Anthony McCoy, NT, Florida (105)
5. Maury Toy, RB, UCLA (113)
6. Shoun Habersham, WR, UT-Chat. (141)
7. Derek Steele, DE, Maryland (169)
- 8A. Jason Belser, DB, Oklahoma (197)
- 8B. Ronald Humphrey, RB, Miss. Val. St. (212)
9. (From Raider for RB-Eric Dickerson)
9. Eddie Miller, WR, South Carolina (225)
10. Stephen Grant, LB, West Virginia (253)
11. To L.A. for OT-Irv Pankey
12. Michael Brandon, DE, Florida (309)

1993 (4/25-26/93) Pos: 16-15-17)

1. Sean Dawkins, WR, California (16)
- 2A. To Pittsburgh for D2 & D4-93
- 2B. Roosevelt Potts, RB, NE Louisiana (49)
- 3A. Ray Buchanan, DB, Louisville (65)
- 3B. To L.A. D3-93

- 4A. Derwin Gray, DB, Brigham Young (92)
- 4B. (From Chicago for D4 & D6-93)
- 4C. To Chicago for D4-93
- 4C. Devon McDonald, LB, Notre Dame (107)
5. To La. for D3-93
- 6A. Carlos Etheredge, TE, Miami (157)
- 6B. To Chicago for D4-93
7. Lance Lewis, RB, Nebraska (184)
8. Marquise Thomas, LB, Mississippi (211)

1994 (4/24-25/94) Pos: 2-3)

- 1A. Marshall Faulk, RB, San Diego St. (2)
- 1B. Trev Alberts, LB, Nebraska (5)
2. Eric Mahlum, OG, California (32)
- 3A. Jason Mathews, OT, Texas A&M (67)
- 3B. To L.A. for D1-94
4. Bradford Banta, TE, USC (106)
5. John Covington, DB, Notre Dame (133)
6. Lamont Warren, RB, Colorado (164)
7. Lance Teichelman, DT, Texas A&M (196)

1995 (4/22-23/95) Pos: 15-16)

1. Ellis Johnson, DE/T, Florida (15)
2. Ken Dilger, TE, Illinois (48)
3. Zack Crockett, RB, Florida State (79)
4. Ray McElroy, DB, Eastern Illinois (114)
5. Derek West, OT, Colorado (149)
6. Brian Gelzheiser, LB, Penn State (187)
7. Jessie Cox, LB, Texas-Southern (223)

1996 (4/20-21/96) Pos: 22-21-20-19-18)

- 1A. Marvin Harrison, WR, Syracuse (19)
- 1B. To T.B. for QB-Craig Erickson
2. Dedic Mathis, DB, Houston (51)
3. Scott Slatzker, TE, Iowa (82)
4. Brian Milne, RB, Penn State (115)
5. Steve Martin, DT, Missouri (151)
- 6A. Keith Conlin, OT, Penn State (191)
- 6B. Mike Cowley, QB, James Madison (205)
7. Adrian Robinson, DB, Baylor (232)

1997 (4/19-20/97) Pos: 19-18-17-20)

1. Tarik Glenn, OT, California (19)
2. Adam Meadows, OT, Georgia (48)
- 3A. To San Francisco for D3-97, D5-97
- 3B. Bert Berry, LB, Notre Dame (84)
4. (From San Francisco for D3-97)
- 4A. Delmonico Montgomery, DB, Houston (117)
- 5A. Nathaniel Jacquet, WR, San Diego State (150)
- 5B. Carl Powell, DE, Louisville (156)
6. Scott Von Der Ahe, LB, Arizona St. (182)
7. Clarence Thompson, DB, Knoxville College (219)

1998 (4/18-19/98) Pos: 1st)

1. Peyton Manning, QB, Tennessee (11)
2. Jerome Pathon, WR, Washington (32)
- 3A. To Carolina for President Bill Polian
- 3B. E.G. Green, WR, Florida State (71)
- 4A. To Baltimore for QB-Jim Harbaugh
- 4B. Steve McKinney, OG, Texas A&M (93)
5. (From Balt. for D4-98, D5-98, D6-98)
- 4C. To Baltimore for D4-98
- 5A. To Baltimore for D4-98
- 5B. Antony Jordan, LB, Vanderbilt (135)
6. (From Cincinnati for QB-Paul Justin)
- 7A. To Baltimore for D4-98
- 7B. Aaron Taylor, OL, Nebraska (190)
- 7C. Cory Gaines, DB, Tennessee (231)
8. (Compensatory Pick)

1999 (4/17-18/99) Pos: 4-3-2

- | | | | |
|--|--|---------------------------------|-------|
| 1. Edgerrin James, RB, Miami (4) | 4A. Paul Miranda, DB, Central Florida (96) | 6. To S.F. with D4-99 for D4-99 | |
| 2A. To Carolina for DB-Tyrone Poole | (From S.F. for D4-99, D6-99) | 7A. Hunter Smith, P, Notre Dame | (210) |
| 2B. Mike Peterson, LB, Florida (36) | 4B. To S.F. with D6-99 for D4-99 | 7B. Corey Terry, LB, Tennessee | (250) |
| (From St. Louis for RB-Marshall Faulk) | 5A. To Pittsburgh for LB-Steven Conley | (Compensatory Pick) | |
| 3. Brandon Burlsworth, OG, Arkansas (63) | 5B. Brad Sciola, DE, Penn State (138) | | |
| | (From St. Louis for RB-Marshall Faulk) | | |

2000 (4/15-16/00) Pos: 28

- | | | | |
|---------------------------------------|---|---|--|
| 1. Rob Morris, LB, Brigham Young (28) | 5A. Matt Johnson, OG, Brigham Young (138) | 7B. Rodregis Brooks, DB, Ala. Birmingham(238) | |
| 2. Marcus Washington, LB, Auburn (59) | 5B. (To New Orleans with D6-00 for D5-00) | (From Oakland for D6-01) | |
| 3. David Macklin, DB, Penn State (91) | 6. (To New Orleans with D5-00 for D5-00) | | |
| 4. Josh Williams, DT, Michigan (122) | 7A. Rob Renes, DT, Michigan (235) | | |

2001 (4/21-22/01) Pos: 22-21-23

- | | | | |
|--------------------------------------|--|--|--|
| 1A. To N.Y. Giants for D1, D3, D6-01 | 3A. To Dallas for D2-01 | 6A. To Oakland for D7-00 | |
| 1B. Reggie Wayne, WR, Miami (30) | 3B. Cory Bird, DB, Virginia Tech (91) | 6B. Jason Doering, DB, Wisconsin (193) | |
| (From N.Y. Giants for D1-01) | (From N.Y. Giants for D1-01) | (From N.Y. Giants for D1-01) | |
| 2A. Idrees Bashir, DB, Memphis (37) | 4. Ryan Diem, OG, Northern Illinois (118) | 7. Rick DeMulling, OG, Idaho (220) | |
| (From Dallas for D2, D3-01) | 5. Raymond Walls, DB, Southern Mississippi (152) | | |
| 2B. To Dallas for D2-01 | | | |

2002 (4/20-21/02) Pos: 11-10-9-8

- | | | | |
|---|--|-------------------------------------|--|
| 1. Dwight Freeney, DE, Syracuse (11) | 5. To Seattle for QB-Brock Huard | 6c. Brian Allen, RB, Stanford (204) | |
| 2. Larry Tripplett, DT, Washington (42) | 6a. David Pugh, DT, Virginia Tech (182) | (From St. Louis for P-John Baker) | |
| 3. Joseph Jefferson, DB, W. Kentucky (74) | 6b. James Lewis, DB, Miami (183) | 7. Josh Mallard, DE, Georgia (220) | |
| 4. David Thornton, LB, North Carolina (106) | (From St. Louis for WR-Terrence Wilkins) | | |



TE-Marcus Pollard's entry to the NFL came as a free agent in 1995. He has appeared in 102 consecutive games dating back to 1995, the longest current streak on the team.

TRADE HISTORY

Trades from 1960-present are as complete as possible, errors will be changed with documentation; Numbers in parentheses denote overall draft pick; (*) denotes trade was cancelled by unmet condition; Players obtained through traded draft picks are identified.

- 2002 (2)**
4/19 D5-02 (146) to Seattle for **QB-BROCK HUARD**. Seahawks-**DT-ROCKY BERNARD**.
4/15 **WR-TERRANCE WILKINS** to St. Louis for D6-02 (183). Colts-**DB-JAMES LEWIS**.
- 2001 (2)**
4/21 D1-01 (22) to N.Y. Giants for D1-01 (30), D3-01 (91), D6-01 (193). Colts-**WR-REGGIE WAYNE**, **DB-JASON DOERING**, dealt D3-01. NYG-**DB-WILL ALLEN**.
4/21 D2-01 (52), D3-01 (81) to Dallas for D2-01 (37). Colts-**DB-IDREES BASHIR**. Dallas dealt picks.
- 2000 (3)**
8/22 **P-JOHN BAKER** to St. Louis for D6-02 (204). Colts-**RB-BRIAN ALLEN**.
4/21 **LB-SPENCER REID** to Carolina for **RB-FRED LANE**.
4/16 D5-00 (158), D6-00 (195) to New Orleans for D5-00 (138). Colts-**OG-MATT JOHNSON**. H.O.-**TE-AUSTIN WHEATLEY**, **DB-MICHAEL HAWTHORNE**.
4/16 D6-01 (184) to Oakland for D7-00 (238). Colts-**DB-RODREGIS BROOKS**. Oak-**DT-CHRIS COOPER**.
- 1999 (2)**
4/18 D4-99 (99), D6-99 (171) to San Francisco for D4-99 (96). Colts-**DB-PAUL MIRANDA**. S.F.-**DB-ANTHONY PARKER**, **WR-TAI STREETS**.
4/15 **RB-MARSHALL FAULK** to St. Louis for D2-99 (36), D5-99 (138). Colts-**LB-MIKE PETERSON**, **DE-BRAD SCIOLI**.
- 1998 (6)**
8/30 D5-99 (136) to Pittsburgh for **DL-STEVEN CONLEY**. Pit-**TE-JERAME TUMAN**.
8/30 **TE-SCOTT SLUTZKER** to New Orleans for **LB-ANDRE ROYAL**.
7/23 D2-99 (34) to Carolina for **DB-TYRONE POOLE**. Car-**CHRIS TERRY**.
4/19 D4-98 (103-Bal.), D5-98 (124), D6-98 (154) to Baltimore for D4-98 (93-Ind.), Colts-**OG-STEVE MCKINNEY**, **Bal-DT-CHASE MARTIN**, **LB-RON ROGERS**, dealt D4-98 (103).
3/26 **QB-PAUL JUSTIN** to Cincinnati for D5-98 (135). Colts-**LB-ANTHONY JORDAN**.
2/17 **QB-JIM HARBAUGH**, D4-98 (93) to Baltimore for D3-98 (71), D4-98 (103). Colts-**WR-E.G. GREEN**, dealt D4-98. Ravens dealt D4-98 (93).
- 1997 (2)**
12/22 D3-98 (62) to Carolina for **BILL POLIAN**. Car-**DE-CHUCK WILEY**.
4/19 D3-97 (77) to San Francisco for D3-97 (86), D5-97 (156). Colts-**LB BERT BERRY**, **DE-CARL POWELL**. S.F.-**TE-GREG CLARK**.
- 1995 (1)**
4/27 D1-96 (22), D4-96(*) to Tampa Bay for **QB-CRAIG ERICKSON**. TB-**DT-MARCUS JONES**.
- 1994 (2)**
4/24 D1-94 (7-Atl.), D3-94 (83-Atl.) to L.A. Rams for D1-94 (5). Colts-**LB-TREV ALBERTS**. LA-**RB-JAMES BOSTIC**, dealt D1-94.
3/24 **QB-JEFF GEORGE** to Atlanta for D1-94 (7), D3-94 (83), D1-96 (19). Colts-dealt D1-94, D3-94 to Rams for D1-94, chose **WR-MARVIN HARRISON**.
- 1993 (3)**
4/25 D2-93 (44) to Pittsburgh for D2-93 (49), D4-93 (107-S.D.). Colts-**RB-ROOSEVELT POTTS**, **LB-DEVON McDONALD**. Pit-**LB-CHAD BROWN**.
4/25 D3-93 (73), D5-93 (127) to L.A. Rams for D3-93 (65). Colts-**DB-RAY BUCHANAN**. LA-**RB-RUSSELL WHITE**, **G-CHUCK BELIN**.
4/25 D4-93 (100), D6-93 (156-G.B.) to Chicago for D4-93 (92). Colts-**DB-DERWIN GRAY** Chi-**LB-MYRON BAKER**, dealt D6-93.
- 1992 (2)**
8/19 **DB-DAVE McCLOUGHAN** to Green Bay for D6-93 (156). Colts dealt pick to Bears for D4-93.
4/26 **RB-ERIC DICKERSON** to L.A. Raiders for D4-92 (105-Dal.), D8-92 (212). Colts-**DT-TONY McCOY**, **RB-RONALD HUMPHREY**.
- 1991 (2)**
9/5 D3-92 (57), D11-92 (281) to L.A. Rams for **OT-IRV PANKEY** LA-**DT-MARC BOUTTE**, **LB-BRIAN TOWNSEND**.
8/20 D9-92(*) to L.A. Raiders for **TE-ROBERT TYLER**.
- 1990 (2)**
8/6 **QB-CHRIS CHANDLER** to Tampa Bay for D1-92 (2). Colts-**LB-QUENTIN CORYATT**.
4/22 **OT-CHRIS HINTON**, **WR-ANDRE RISON**, D5-90 (121), D1-991 (13) to Atlanta for D1-90 (1), D4-90 (83). Colts-**QB-JEFF GEORGE**, **WR-STACEY SIMMONS**. Atl-**TE-REGGIE REDDING**, **WR-MIKE PRITCHARD**.
- 1989 (5)**
10/17 D3-90 (67) to San Diego for **LB-CHIP BANKS**. SD-**WR-WALTER WILSON**.
8/22 **NT-CHUCK EHIN** to Dallas for D10-90[*].
8/22 D10-90 (259) to Dallas for **OT-ZEFFROSS MOSS**. Dallas dealt pick.
8/21 D11-90[*] to Denver for **OT-BILL CONTZ**.
4/23 D5-89 (129) to Washington for D4-90 (103), D8-90 (213). Colts-**DB-ALAN GRANT**, **DB-HARVEY WILSON**. Wash-**DB-TIM SMILEY**.
- 1988 (10)**
10/5 **OG-RON SOLT** to Philadelphia for D1-89 (22), D4-90 (106). Colts-**WR-ANDRE RISON**, **OT-PAT CUNNINGHAM**.
9/9 D1-89 (15), D1-90 (10) to Seattle for **LB-FREDD YOUNG**. Sea-**OT-ANDY HECK**, dealt D1-90.
8/30 D12-89[*] to Cleveland for **LB-ANTHONY GRIGGS**.
8/15 **TE-TIM SHERWIN** to N.Y. Giants for D7-89 (185). Colts-**DB-CHARLES WASHINGTON**.
7/8 **DB-LEONARD COLEMAN** to San Diego for D12-90 (311). Colts-**QB-GENE BENHART**.
5/5 D12-89[*] to Pittsburgh for **TE-KEN WOODARD**.
4/29 **QB-JOE FERGUSON** to Tampa Bay for D12-89 (314). Colts-**RB-WILLIAM DuBOSE**.
4/27 D11-89[*] to San Diego for **QB-MARK HERRMANN**.
4/27 D12-89[*] to Atlanta for **WR-CHARLIE BROWN**.
3/29 D6-88 (159) to Washington for **WR-CLARENCE VERDIN**. Wash-**QB-STAN HUMPHRIES**.
- 1987 (7)**
10/31 Rights to **LB-CORNELIUS BENNETT** to Buffalo for D1-88 (14), D1-89 (26), D2-89 (53), **RB-GREG BELL**, then sent package and own D1-88 (20), D2-88 (47), D2-89 (45).
RB-OWEN GILL to L.A. Rams for **RB-ERIC DICKERSON**. LA-**WR-AARON COX**, **LB-FRED STRICKLAND**, **LB-FRANK STAMS** (with Colts picks), **RB-GASTON GREEN**, **RB-CLEVELAND GARY**, **DB-DARRYL HENLEY** (with Bills picks).
10/1 Cash to Pittsburgh for **DT-MARK SMYTHE**.
9/3 D7-88 (186) to N.Y. Giants for **NT-JEROME SALLY**. NYG-**TE-DANTA WHITAKER**.
9/1 **TE-DERRICK RAMSEY** to Detroit for D12-88 (308). Colts-**WR-AATRON KENNEY**.
8/25 D12-89[*] to Detroit for **DB-DEMETRIUS JOHNSON**.
4/15 **OT-ROGER CARON** to Buffalo for D8-87 (200). Colts-**DB-CHUCKIE MILLER**. Colts sent D8-88 (213) to Buffalo when **CARON** retired. Buf-**DT-JEFF WRIGHT**.
4/1 D12-88[*] to N.Y. Jets for **DB-KIRK SPRINGS**.
- 1986 (9)**
10/7 D2-87 (30) to Washington for rights to **WR-WALTER MURRAY**. Wash-**DB-BRIAN DAVIS**.
8/26 D9-87 (225) to N.Y. Giants for **DB-KENNY DANIEL**. NYG-**OG-STAN PARKER**.

- 8/13 D8-87 (197) to Tampa Bay for **DB-JOHN HOLT**.
TB-**NT-STAN MATAELE**.
- 5/23 **QB-MIKE PAGEL** to Cleveland for D9-87 (247).
Colts-**LB-BOB ONTKO**.
- 5/22 D10-86(*) to Detroit for **LB-ROOSEVELT BARNES**.
- 5/19 **DT-JIM MILLS** to Denver for D10-87[*].
- 4/29 D6-86 (144) to L.A. Rams for D7-86 (172-Hou.), D7-86 (190),
D12-86 (326). Colts-**K-CHRIS WHITE**, **DB-TOMMY SIMS**,
DT-ISAAC WILLIAMS. LA-**OT-ROBERT COX**.
- 4/29 D2-86 (33), D5-87[*] to Dallas for **QB-GARY HOGEBOOM**,
D2-86 (47). Colts-**QB-JACK TRUDEAU**. Dal-**RB-DARRYL**
CLACK.
- 4/18 D1-86 (6), D3-86 (60) to New Orleans for D1-86 (4). Colts-
DE-JON HAND. NO-**OT-JIM DOMBROWSKI**, **LB-PAT**
SWILLING.
- 1985 (8)**
- 8/28 D10-86 (255) to St. Louis for **LB-DAVE AHRENS**.
StL-**WR-WES SMITH**.
- 8/14 D11-86 (282) to Buffalo for **QB-MATT KOFLER**.
Buf-**DE-BILLY WITT**.
- 8/ 3 D10-86[*] to New England for **LB-TIM GOLDEN**.
- 8/ 1 **LB-VERNON MAXWELL** to San Diego for D5-86 (124).
Colts-**C-GARY WALKER**.
- 7/25 **RB-ALVIN MOORE** to Detroit for **WR-ROBBIE MARTIN**.
- 7/23 D12-86[*] to St. Louis for **TE-EDDIE MCGILL**.
- 5/16 **WR-VICTOR OATIS** to Cleveland for D12-86[*].
- 4/10 **QB-MARK HERRMANN** to San Diego for D10-86 (266).
Colts-**C-PETE ANDERSON**.
- 1984 (1)**
- 8/27 D11-85 (285) to L.A. Rams for **DB-GEORGE**
RADACHOWSKY. LA-**QB-DOUG FLUTIE**.
- 1983 (7)**
- 8/31 **LB-MARK JERUE** to L.A. Rams for **QB-MARK REED**.
- 8/29 D10-84 (259) to Detroit for **WR-TRACY PORTER**. Det-
DB-WILLIAM FRIZZELL.
- 8/29 D9-84 (232) to Dallas for **K-RAUL ALLEGRE**. Dal-**OL-JOHN**
HUNT.
- 8/27 D6-85 (144) to Dallas for **OT-STEVE WRIGHT**. Dal-
TE-KURT PLOEGER.
- 8/18 **TE-REESE McCALL** to Tampa Bay for D7-84[*].
- 7/28 D7-84 (178) to Detroit for **OT-KARL BALDISCHWILER**.
Det-**LB-JIMMIE CARTER**.
- 5/ 2 **QB-JOHN ELWAY** to Denver for **OG-CHRIS HINTON**, **QB-**
MARK HERRMANN and D1-84 (19).Colts-**OG-RON SOLT**.
- 1982 (7)**
- 9/ 6 D8-83 (197) to Denver for **OL-GLENN HYDE**. Den-
QB-GARY KUBIAK.
- 9/ 4 **WR-ROGER CARR** to Seattle for D4-84 (103). Colts-
RB-GEORGE WONSLEY.
- 8/31 D12-83[*] to Pittsburgh for **LB-ZACK VALENTINE**.
- 8/31 **P-DAVE SMIGELSKY** to Atlanta for D9-83 (242). Colts-
OT-CHRIS ROSE.
- 7/13 **OG-ROBERT PRATT** to Seattle for D5-84 (130). Colts-
OT-KEVIN CALL.
- 5/26 **DB-BRUCE LAIRD** to San Diego for D6-83 (161). Colts-
C-GRANT FEASEL.
- 4/27 **QB-BERT JONES** to L.A. Rams for D1-82 (4), D2-82 (34).
Colts-**QB-ART SCHUCHTER**, **P-ROHN STARK**.
- 1981 (5)**
- 8/31 D6-83 (141) to San Diego for **K-MIKE WOOD**. SD-
WR-TRUMAINE JOHNSON.
- 7/22 **DE-FRED COOK** to Washington for D9-82[*].
- 7/15 **DB-LYLE BLACKWOOD** to N.Y. Giants for D12-82[*].
- 4/28 D2-81 (39), D2-81 (52-L.A.), D5-81 (123) to Minnesota for D1-
81 (18). Colts-**DE-DONNELL THOMPSON**. Min-
WR-MARDY McDOLE, **RB-JARVIS REDWINE**,
DE-WENDELL RAY.
- 4/28 **RB-JOE WASHINGTON** to Washington for D2-81 (52-L.A.).
Colts dealt pick to Vikings for D1-81.
- 1980 (6)**
- 9/23 **DT-JIM KRAHL** to San Francisco for D10-81 (256). Colts-**LB-**
GREGG GERKEN.
- 8/26 **OG-RON BAKER** to Philadelphia for D8-81 (220). Colts-
DT-HOSEA TAYLOR.
- 8/14 D10-81[*] to Atlanta for **LB-BRIAN CABRAL**.
- 4/30 **RB-DON HARDEMAN** to Denver for D12-80 (324). Colts-
RB-MARVIN SIMS.
- 4/24 **LB-STAN WHITE** to Detroit for D8-80 (195). Colts-**T-KEN**
WALTER.
- 4/ 9 D5-80 (114) Kansas City for **RB-MARK BAILEY**. KC-
WR-CARLOS CARSON.
- 1979 (5)**
- 10/ 9 **DE-JOHN DUTTON** to Dallas for D1-80 (24), D2-80 (51).
Colts-**DB-DERRICK HATCHETT**, **T-TIM FOLEY**.
- 8/21 D8-80 (197) to Denver for **P-BUDDY TILTS**. Den-**WR-DON**
COLEMAN.
- 5/31 **LB-CALVIN O'NEAL** to Tampa Bay for D12-80[*].
- 5/ 3 D3-79 (72-Oak.), D7-79 (171) to Houston for D3-79 (69-
Wash.). Colts-**DB-KIM ANDERSON**. Hou-**RB-KENNY**
KING, **DB-TIM RIES**.
- 4/30 D4-79 (88), D5-79 (131-S.D.), D3-80 (62) to Detroit for
QB-GREG LANDRY. Det-**TE-ULYSSES NORRIS**, **C-WALT**
BROWN, **WR-MIKE FRIEDE**.
- 1978 (8)**
- 8/28 **RB-LYDELL MITCHELL** to San Diego for **RB-JOE**
WASHINGTON, D5-79 (131). Colts dealt pick to Lions for
QB-GREG LANDRY.
- 8/28 D6-79 (141) and cash to Buffalo for **DB-DWIGHT**
HARRISON. Buf-**G-MIKE BURROW**.
- 8/22 **WR-RICKY THOMPSON** to Washington for D6-79 (150).
Colts-**T-JIMMY MOORE**.
- 8/16 **OT-FRANK MYERS** to Minnesota for D8-79 (207). Colts-
DB-NESBY GLASGOW.
- 8/14 D3-79 (60) to Tampa Bay for **RB-DON HARDEMAN**. TB-
RB-JERRY ECKWOOD.
- 7/22 **TE-RAYMOND CHESTER**, D2-79 (33) to Oakland for
WR-MIKE SIANI, D3-79 (80). Colts dealt pick to Oilers for
DB-KIM ANDERSON. Raiders dealt pick.
- 5/ 1 **WR-FREDDIE SCOTT**, D4-78 (107) to Detroit for **DT-HERB**
ORVIS. Det-**G-HOMER ELIAS**.
- 4/24 D5-78 (134) to Kansas City for **LB-WILLIE LANIER**. KC-
WR-ROBERT WOODS.
- 1977 (1)**
- 9/ 6 D7-78[*] to Green Bay for **DE-ALDEN ROCHE**.
D3-77 (80) to St. Louis for **DB-NORM THOMPSON**.
StL-**RB-TERDELL MIDDLETON**.
- 1976 (5)**
- 8/30 **QB-MARTY DOMRES** to San Francisco for D5-78 (117) and
cash. Colts-**OT-FRANK MYERS**.
- 7/ 2 **K-ROD GARCIA** to Tampa Bay for cash.
- 6/25 **T-ED GEORGE** to Philadelphia for cash.
- 4/ 2 **D-BENNIS NELSON** to Philadelphia for **QB-BILL TROUP**.
- 4/ 2 **DE-MIKE WASHINGTON** to Tampa Bay for D3-76 (90) and
cash. Colts-**RB-RON LEE**.
- 1975 (18)**
- 9/15 D2-77[*], D3-78 (79) to San Francisco for **C-FORREST BLUE**,
D15-76[*], D16-76[*]. SF-**G-ERNIE HUGHES**.
- 9/ 9 D5-77 (136) to New Orleans for **RB-HOWARD STEVENS**.
NO-**T-DAYE HUBBARD**.
- 8/23 **T-DENNIS NELSON** to Washington for D12-76[*],
D4-77[*-Balt.], D2-78[*], D3-78[*], D5-78[*].
- 8/19 **DT-PAUL LINFORD** to Green Bay for D4-76[*].
- 8/ 7 **WR-DAVE HAZEL** to Minnesota for D8-76[*].
- 7/29 **TE-RON MAYO** to San Diego for D6-76[*].
- 7/18 D6-76 (175) to Buffalo for **LB-JIM CHEYUNSKI**. Buf-
RB-DARNELL POWELL.
- 7/18 D3-76[*] to Houston for **LB-AL COLLINGS**.
- 6/ 2 D4-77 (110) to Washington for **RB-HERB MUL-KEY**. Wash.
dealt pick.
- 5/ 2 **TE-LARRY CHRISTOFF** to N.Y. Giants for rights to **DB-JIM**
SIMS.
- 4/14 D2-76 (47), D4-76 (112) to Pittsburgh for rights to **T-ED**
GEORGE. Pit-**QB-MIKE KRUCZEK**, **DB-WONDER MONDS**.
D13-76 (367), D17-76 (478) to Oakland for D16-75 (419),
D17-75 (440). Colts-**DB-ROBERT SMITH**, **WR-FRANK**
RUSSELL. Oak-**DE-CRAIG CRNICK**, **DB-BUDDY TATE**.
- 1/29 D15-76[*], D16-76[*] to San Francisco for D16-75 (399),
D17-75 (426). Colts-**DT-MIKE EVAVOLD**, **DE-MIKE**
BENGARD.

- 1/29 **WR-COTTON SPEYER, OG-GLENN RESSLER** to Washington for D12-75(*), D16-76 [449]. Colts-**TE-MIKE FURHMAN**.
- 1/28 Rights to **G-NOAH JACKSON**, D7-76 [201] to Chicago for D7-75 [168-NY], D5-76 [134]. Colts-**LB-DERREL LUCE, LB-SANDERS SHIVER**. Chi. dealt pick.
- 1/28 **DT-JIM BAILEY** to N.Y. Jets for D4-75 [93]. Colts-**DT-PAUL LINFORD**.
- 1/28 Rights to **TE-GREG LATTA** to Chicago for D3-75 [56], D7-75 [160]. Colts-**DT-DAVID PEAR, QB-STEVE JOACHIM**.
- 1/23 D1-75 [1], D6-75 [132] to Atlanta for **OT-GEORGE KUNZ**, D1-75 [3]. Colts-**OG-KEN HUFF**. Atl-**QB-STEVE BARTKOWSKI, LB-FULTON KUYKENDALL**.
- 1974 (11)**
- 9/12 D10-75 [246] to Houston for **TE-RON MAYO**.
- 8/23 **T-TOM DROUGAS** to Denver for D8-75 [187]. Colts-**TE-GREG DENBOER**.
- 8/13 **LB-TED HENDRICKS**, D2-75 [28] to Green Bay for **LB-TOM MacLEOD**, D8-75 [192]. Colts-**RB-MARIO CAGE**. GB dealt pick.
- 8/ 8 Cash to Denver for **LB-MIKE KACZMAREK**.
- 8/ 7 **C-FRED HOAGLIN** to Houston for D10-75 [246]. Colts dealt pick to Oilers for **TE-RON MAYO** [9/12].
- 7/25 **TE-TOM MITCHELL** to San Francisco for D3-75 [53], D7-76 [201]. Picks were part of **G-ELMER COLLETT, DB-MIKE SIMPSON** trades.
- 6/11 **DE-ROY HILTON** to N.Y. Giants for **RB-JOE ORDUNA**, D6-75 [131]. Colts-**WR-DON WESTBROOK**.
- 3/25 D7-76 [201] to San Francisco for **DB-MIKE SIMPSON**.
- 1/30 **DB-JACK MILDREN** to New England for D6-74 [140] and cash. Colts-**LB-DANNY RHODES**.
- 1/30 **LB-ED MOONEY** to Washington for D12-74 [307]. Colts-**QB-BOB BOBROWSKI**.
- 1/30 **OG-CORNELIUS JOHNSON**, D17-75(*) to Washington for **RB-GEORGE NOCK**, D17-74 [436]. Colts-**DB-BUZZY LEWIS OG-JOHN WILLIAMS** to L.A. Rams for D1-74 [24]. Colts-**WR-ROGER CARR**.
- 1973 (22)**
- 10/ 3 **LB-RAY MAY** to Denver for D3-74 [67], D8-74 [198]. Colts-**OG-ROBERT PRATT, RB-PAUL MILES**.
- 10/ 2 **RB-DON NOTTINGHAM**, D6-74 [136] to Miami for **RB-HUBERT GINN**. Mia-**DT-RANDY CROWDER**.
- 8/30 D5-74 [109] to Detroit for **LB-ED MOONEY**. Detroit dealt pick.
- 8/14 **LB-BILL LASKEY** to Denver for D7-74 [170]. Colts-**LB-DAN DICKEL**.
- 8/ 1 D10-74(*) to Detroit for **DT-JOHN GORDON**.
- 7/27 Considerations sent to Detroit for **DT-JOE SCHMEISING** assumed by Colts for **WR-JIM O'BRIEN**.
- 7/23 **DB-CHARLIE STUKES** to Minnesota for D5-74 [129]. Colts-**DB-DOUG NETTLES**.
- 7/19 **TE-JOHN MOSIER** to Buffalo for D7-74 [174]. Colts-**WR-FREDDIE SCOTT**.
- 7/17 **DT-BUBBA SMITH** to Oakland for **TE-RAYMOND CHESTER**.
- 6/26 D3-75 [53], D5-76(*) to San Francisco for **G-ELMER COLLETT**.
- 6/13 D4-74 [84] to Detroit for **DT-JOE SCHMEISING**. Det. dealt pick to Colts for **WR-JIM O'BRIEN**.
- 3/15 **RB-TOM NOWATZKE** to Houston for D14-74(*).
- 2/ 8 **DT-FRED MILLER** to Washington for D10-74(*).
- 2/ 7 **G-DAN SULLIVAN** to Oakland for D14-74(*).
- 1/31 **DB-JERRY LOGAN** to L.A. Rams for D10-74 [257]. Colts-**DT-GLENN ELLIS**.
- 1/30 D4-73 [93-Cin.] to Cleveland for **K-GEORGE HUNT**. Cle-**LB-ANDY DORRIS**.
- 1/29 **DE-BILLY NEWSOME**, D4-73 [86] to New Orleans for D1-73 [2]. Colts-**QB-BERT JONES**. NO-**LB-JIM MERLO**.
- 1/29 **C-BILL CURRY** to Houston for D3-73 [61], G-**TOM REGNER**. Colts-**RB-BILL OLDS**.
- 1/27 **RB-NORM BULAICH** to Philadelphia for D4-73 [83], D2-74 [37]. Colts-**T-GERY PALMER, RB-ED SHUTTLESWORTH**.
- 1/25 **RB-TOM MATTE** to San Diego for D8-73 [189]. Colts-**DB-RAY OLDHAM**.
- 1/22 D3-73 [67-K.C.] to Cleveland for **C-FRED HOAGLIN**. Cle-**DE-BOB CRUM**.
- 1/22 **QB-JOHN UNITAS** to San Diego for cash.
- 1972 (14)**
- 10/24 **G-JOHN SHINNERS** to Cincinnati for D4-73 [93]. Colts dealt pick to Browns for **K-GEORGE HUNT**. D7-73 [166] to Denver for **TE-JOHN MOSIER**. Den-**DE-JOHN GRANT**.
- 9/ 7 D10-73 [243] to N.Y. Jets for **DT-CHUCK HINTON**, NY-**LB-JOE CARBONE**.
- 9/ 4 **DB-LEONARD DUNLAP** to San Diego for D4-73 [85]. Colts-**WR-OLLIE SMITH**.
- 8/31 **T-LYNN LARSON** to Cleveland for D6-73(*).
- 8/25 **T-CRAIG ROBINSON** to Houston for cash.
- 8/ 7 **TE-JOHN ANDREWS**, D1-73 [25-Wash.] to San Diego for **QB-MARTY DOMRES**. SD-**WR-JOHN ROY ROGERS**.
- 8/ 5 **TE-LLOYD EDWARDS, DB-WILLIAM WEST** to Oakland for cash.
- 8/ 4 Cash to N.Y. Jets for **TE-LLOYD EDWARDS, DB-WILLIAM WEST**.
- 7/31 **DB-TOM CURTIS** to L.A. Rams for D7-73(*).
- 7/23 **WR-ELDRIDGE DICKEY** to Kansas City for D3-73 [67]. Colts dealt pick to Browns for **C-FRED HOAGLIN**.
- 1/31 **DT-GEORGE WRIGHT** to San Diego for D4-72 [104-Dal./N.O.], D8-72 [191]. Colts-**WR-ERIC ALLEN, LB-AL QUALLS**.
- 1/28 **DB-JIM DUNCAN**, D5-72 [126], D6-73 [139] to New Orleans for **G-JOHN SHINNERS**. NO-**DB-BOB DAVIES**, dealt D6-73.
- 1/28 D3-72 [74] to Oakland for **WR-ELDRIDGE DICKEY**. Oak. dealt pick.
- 1971 (7)**
- 9/27 **DB-RON GARDIN** to New England for D5-72 [115]. Colts-**DT-DON CROFT**.
- 8/27 D10-72(*) to Pittsburgh for **LB-MARTIN SCHOTTENHEIMER**.
- 8/18 Withdrew claim of **DT-JIM DELSILE** of Green Bay for D9-72 [215]. Colts-**DT-GARY HAMBELL**.
- 8/16 **LB-BOB GRANT** to Washington for D2-72 [47], D7-72 [169]. Colts-**WR-GLENN DOUGHTY, RB-JOHN SYKES**.
- 7/31 **WR-ROY JEFFERSON**, D9-73 [218], D9-74 [213] to Washington for D1-73 [25], **WR-COTTON SPEYER**. Colts dealt pick to Chargers for **QB-MARTY DOMRES**. Wash-**RB-RICH GALBOS**, dealt D9-74.
- 7/ 7 **DB-TOM MAXWELL**, D4-72 [100], D7-72 [178] to Oakland for D2-72 [46], **LB-BILL LASKEY**. Colts-**DB-JACK MILDREN**. Oak-**C-DAVE DALBY, DB-DENNIS PETE**.
- 3/19 D9-72 [230] to Cleveland for **LB-TOM BEUTLER**. Cle-**WR-BILLY LeFEAR**.
- 1970 (4)**
- 8/21 **WR-WILLIE RICHARDSON**, D4-71 [104] to Pittsburgh for **WR-ROY JEFFERSON**. Pit-**DL-DWIGHT WHITE**.
- 6/ 1 **RB-PRESTON PEARSON, DB-OCIE AUSTIN** to Pittsburgh for **LB-RAY MAY**, D12-71 [294]. Colts-**T-BOB WUENSCH**.
- 4/13 Obtained D1-71 [22] from Miami for **DON SHULA**. Colts-**RB-DON McCAULEY**.
- 1/27 **LB-DENNIS GAUBATZ** to Washington for D4-70 [95], **DT-FRANK BOSCH**. Colts-**LB-STEVE SMEAR**.
- 1969 (5)**
- 10/ 8 **LB-RON PORTER** to Phil. (thru Rams) for D3-70 [74]. Colts-**TE-ARA PERSON**.
- 8/19 D4-70 [96] to Green Bay for **T-RON KOSTELNIK**. GB-**K-SKIP BUTLER**.
- 7/28 D6-70(*) to Atlanta for **RB-PERRY LEE DUNN**. Colts sent **WR-GAIL COGDILL** to Falcons to complete deal.
- 6/17 **DB-JIM DILLARD** to Minnesota for D6-70(*).
- 1/28 D4-69 [103], D5-69 [127-Dal.] to Atlanta for **G-DAN GRIMM**. Atl-**DB-DICKIE LYONS, DE-TONY PLEVIAK**.
- 1968 (8)**
- 12/18 **DT-ANDY STYNCHULA** to Dallas for WR-SIMS STOKES, D5-69 [127]. Colts dealt pick to Falcons for **G-DAN GRIMM**.
- 9/19 **RB-TONY LORICK** to New Orleans for D2-69 [33]. Colts-**DT-TED HENDRICKS**.
- 9/16 **C-PHIL SOBOCINSKI** to Atlanta for D9-69 [210]. Colts-**DT-GEORGE WRIGHT**.
- 9/10 **TE-BUTCH WILSON** to N.Y. Giants for **QB-EARL MORRALL**.

- 6/12 **LB-TE-BARRY BROWN** to N.Y. Giants for **DB-HENRY CARR**.
- 2/12 **DB-ALVIN HAYMOND** to Philadelphia for **RB-TIMMY BROWN**.
- 1/29 **DB-BOB WADE** to Pittsburgh for **QB-ED BROWN**.
* **DT-CHARLIE JOHNSON** to N.Y. Giants for undisclosed terms.
- 1967 (5)**
- 10/ 4 D6-68(*) to Detroit for **HB-JIM TODD**.
- 9/22 **DT-BOB LURTSEMA** to N.Y. Giants for D5-68 [126]. Colts-**LB-PAUL ELZEY**.
- 8/31 **RB-GERALD ALLEN** to Washington for D10-68 [257], D4-69 [87]. Colts-**DB-OCIE AUSTIN**, **RB-JACKIE STEWART**.
- 4/ 5 **QB-GARY CUOZZO**, **OL-BUFORD ALLISON**, D17-67 [438] to New Orleans for **C-BILL CURRY**, D1- 67 (1), D3-67 [54], D7-69 [163]. Colts-**DT-BUBBA SMITH**, **G-NORM DAVIS**, **LB-GARY FLEMING**. NO-**LB-BILLY BOB STEWART**.
* D6-68 [162] to Atlanta for undisclosed terms. Atl-**WR-RICK EBER**.
- 1966 (10)**
- 10/22 **LB-MIKE STROFOLINO** to St. Louis for D8-67 [202]. Colts-**T-LEE ANDERSON**.
- 8/27 **T-LOU KIROUAC** to Atlanta for D6-67 [137]. Colts-**QB-TERRY SOUTHALL**.
- 8/ 8 **WR-JOHN McGUIRE** to Detroit for D6-67(*).
- 6/23 D6-67 [151] to Atlanta for **G-DALE MEMMELAAR**. Atl-**DB-MARTINE BIRCHER**.
* D5-68 [134] to Cleveland for **P-DAVID LEE**. Cle-**DB-JACKIE JACKSON**.
* **RB-WENDELL HARRIS** to N.Y. Giants for **DT-ANDY STYNCHULA**.
* **RB-DAVE HAYES** to Washington for **WR-BILL HUNTER**.
* **G-JIM CARTER** to Pittsburgh for D12-67 [298]. Colts-**DB-PRESTON PEARSON**.
* **DL-THOMAS CARR**, **RB-KENNETH DUKE**, **DE-ROLAND ROGERS** to Washington for D9-67(*).
* Cash to Detroit for **RB-EARL HAWKINS**.
- 1965 (7)**
- 10/18 **G/T-RALPH NEELY** to Dallas for **K/QB-BILLY LOTHBRIDGE**, D4-66. Colts-**WR-ROD SHERMAN**.
- 9/29 **LB-JOHN CAMPBELL** to Pittsburgh for **C-BUZZ NUTTER**.
- 1/28 **T-LARRY KRAMER** to Minnesota for **LB-JOHN CAMPBELL**, D8-66. Colts-**RB-GERALD ALLEN**.
* **DT-DAN LA ROSE** to San Francisco for D7-66. Colts-**T-DAVE ELLIS**.
* **RB-JOE DON LOONEY**, D5-66 to Detroit for **LB-DENNIS GAUBATZ**. Detroit dealt pick.
* **P-TOM GILBURG** to L.A. Rams for D5-66(*).
* **C-JAMES MAPLES** to Pittsburgh for D10-65(*).
- 1964 (7)**
- 9/ 8 **K-JIM MARTIN** to Washington for D20-65. Colts-**C-RAYMOND JOHNSON**.
- 8/25 **DB-ANDY NELSON**, **WR-R.C. OWENS** to N.Y. Giants for **RB-JOE DON LOONEY**, **T-LOU KIROUAC**, D6-65. Colts-**HB-BOB FELTS**.
- 4/ 2 **RB-J.W. LOCKETT** to Washington for D4-65. Colts-**LB-MARTIN SCHOTTENHEIMER**.
* **G-PALMER PYLE** to Minnesota for **LB-STEVIE STONEBREAKER**.
* **DT-JIM COLVIN** to Dallas **DT-GUY REESE**.
* D6-64(*) to Cleveland for **DE-JIM McCUSKER**.
* **RB-HERM McKEE** to Philadelphia for D9-65(*).
- 1963 (5)**
- 9/ 3 **DB-MARY WOODSON**, **LB-BILL SAUL** to Pittsburgh for **K/DE-LOU MICHAELS**, D3-65. Colts-**G-LENN RESSLER**.
* D10-64 to Detroit for **K-JIM MARTIN**. Det-**RB-LENN HOLTON**.
* D3-64 to Dallas for **RB-J.W. LOCKETT**. Dallas dealt pick.
* **DB-JOHN SAMPLE** to Pittsburgh for D2-63. Colts-**RB-BUTCH WILSON**.
* D3-65 to San Francisco for **WR-RAYMOND BERRY**. SF-**LB-JACK CHAPPLE**.
- 1962 (2)**
- * D3-63 to St. Louis. St.L-**MIKE FRACCHIA**. St.L. sent
- DB-JERRY NORTON** to Dallas and Colts obtained **E-DICK BIELSKI** from Cowboys in 3-way trade.
- * **DB-PETE MANNING** to Chicago for D4-63. Colts-**T-HARLOW FULLWOOD**.
- 1961 (9)**
- * **DB-JACKIE SIMPSON** to Pittsburgh for **DE-BILLY RAY SMITH**.
* **C-BUZZ NUTTER**, **DT-GENE LIPSCOMB** to Pittsburgh for **WR-JIMMY ORR**, **DT-JOE LEWIS**, **C/LB-DICK CAMPBELL**.
* **E-VINCE SCOTT** to Washington for **LB-TOM GUNDERMAN**.
* D6-62 to Washington for **DB-GARY GLICK**. Washington dealt pick.
* D5-62 to Green Bay for **QB-LAMAR McHAN**. GB-**B-CHUCK MORRIS**.
* Undisclosed terms to Pittsburgh for D5-62. Colts-**G-JERRY CROFT**.
* D20-62(*) to San Francisco for **RB-JOE PERRY**.
* **E-JERRY RICHARDSON**(*) to N.Y. Giants for **OG-JOHN GUZIK**.
* Undisclosed terms(*) to Pittsburgh for **E-E.A. SIMS**.
- 1960 (4)**
- 7/20 **DB-BERT RECHICHAR** to Pittsburgh for D5-61. Colts-**RB-ED DYAS**.
- 7/14 **B-JIMMY CARR** to Philadelphia for D9-60. Colts-**RB-DON PERKINS**. PERKINS ruled property of Dallas, Colts gained D9-62. Colts-**RB-ROY WALKER**.
* **G-HANSON CHURCHWELL** to Washington for D10-60. Colts-**QB-BOBBY BOYD**.
* **QB-GEORGE SHAW** to N.Y. Giants for D2-60, D1-61. Colts-**G-MARVIN TERRELL**. Colts dealt D1-61 (from NYG) to San Francisco for **E-DEE MACKKEY**. SF-**QB-BILLY KILMER**.
- 1959 (1)**
- * D3-59 to Detroit for **DE-RAY KROUSE**. Det-**T-RON LUCIANO**.
- 1958 (5)**
- * **B-DICK YOUNG** to Pittsburgh for D7-58. Colts-**DB-JOHN SAMPLE**.
* D5-58 to N.Y. Giants for **RB-HENRY MOORE**. NYG-**B-BOBBY CONRAD**.
* **DT-TOM FINNIN** to Chi. Cardinals for D5-58. Colts-**DB-RAYMOND BROWN**.
* **G-DALE MEINERT** to Chi. Cardinals for **LB-LEO SANFORD**.
* Undisclosed terms to N.Y. Giants for **OT-DICK YELVERTON**.
- 1957 (1)**
- * **RB-CHARLES SHEPARD** to Pittsburgh for D16-57. Colts-**HB-JOE CANNAVINO**.
- 1955 (3)**
- * **DB-TOM KEANE** to Chi. Cardinals for **RB-DICK YOUNG**.
* D4-55 to L.A. Rams for undisclosed terms.
* D10-55 to L.A. Rams for undisclosed terms.
- 1954 (5)**
- * Undisclosed terms to N.Y. Giants for D9-55. Colts-**G-WILLIAM EVANS**.
* Undisclosed terms to N.Y. Giants for D4-55. Colts-**G-JACK PATERA**.
* **E-TOM FEAMSTER** to L.A. Rams for undisclosed terms.
* **B-THOMAS ALLMAN** to Green Bay for undisclosed terms.
* **B-JAMES KINCAID** to L.A. Rams for **T-JIM WINKLER**.
- 1953 (8)**
- 3/25 **LB-TOM CATLIN**, **T-DON COLO**, **G-HERSHEL FORRESTER**, **T-MIKE McCORMACK**, **HB-JOHN PETTIBON** to Cleveland [3/25] for **QB-HARRY AGGANIS**, **T-DICK BATTEN**, **E-GERN NAGLER**, **DB-BERT RECHICHAR**, **G-ED SHARKEY**, **T-STU SHEETZ**, **DB-DON SHULA**, **G-ART SPINNEY**, **B-CARL TASEFF**, **G-ELMER WILLHOITE**.
* D6-54 to Cleveland for **C-TOM COSGROVE**. Cle-**T-JAMES SMITH**.
* **HB-RAY PELFREY** to N.Y. Giants for **DT-TOM FINNIN**.
* Undisclosed terms to Detroit for **QB-TOM DUBLINSKI**.
* Undisclosed terms to Chicago for **QB-BOBBY WILLIAMS**.
* Undisclosed terms to Chicago for **G-DICK BARWEGAN**.
* Undisclosed terms to L.A. Rams for **G-BILL LANGE**.
* Undisclosed terms to L.A. Rams for **HB-TOM KALMANIR**.

FREE AGENCY (1993-02) THROUGH JULY 15, 2002

2002

Players Signed by Colts (5): DT-James Cannida (Tampa Bay); LB-Greg Favors (Tennessee); DB-Walt Harris (Chicago); WR-Qadry Ismail (Baltimore); C/G-Jim Pyne (Philadelphia).

Former Colts Signed by Other Clubs (5): OG-Steve McKinney (Houston); OG-Larry Moore (Washington); WR-Jerome Pathon (New Orleans); LB-Ryan Phillips (New England); WR-Tony Simmons (Houston).

2001

Players Signed by Colts (2): DT-Christian Peter (New York Giants); LB-Mike Marton (Green Bay).

Former Colts Signed by Other Clubs (2): DB-Jason Belsler (Kansas City); Bernard Whittington (Cincinnati).

2000

Players Signed by Colts (1): DL-Bernard Halsey (New York Giants).

Former Colts Signed by Other Clubs (0): None.

1999

Players Signed by Colts (7): LB-Jeff Brady (Carolina); DE-Chad Bratzke (New York Giants); QB-Stoney Case (Arizona); DB-Chad Cota (New Orleans); RB-Darick Holmes (Green Bay); OL-Sale Isaiya (Baltimore); DE-Shawn King (Carolina).

Former Colts Signed by Other Clubs (4): P-Chris Gardocki (Cleveland); DB-Tim Hauck (Philadelphia); WR-Torrance Small (Philadelphia); DL-Jeff Zgonina (St. Louis).

1998

Players Signed by Colts (4): LB-Myron Baker (Carolina); DB-Jeff Burris (Buffalo); LB-Jeff Herrod (Philadelphia); OG-Tom Myslinski (Pittsburgh); WR-Torrance Small (St. Louis).

Former Colts Signed by Other Clubs (4): WR-Sean Dawkins (New Orleans); DB-Derwin Gray (Carolina); OT-Jason Mathews (Tampa Bay); WR-Brian Stablein (New England).

1997

Players Signed by Colts (3): DB-Robert Blackmon (Seattle); DE-Al Fontenot (Chicago); DB-Carlton Gray (Seattle).

Former Colts Signed by Other Clubs (2): DB-Ray Buchanan (Atlanta-transitional); DT-Tony Siragusa (Baltimore).

1996

Players Signed by Colts (5): LB-Elijah Alexander (Denver); OT-Troy Auzenne (Chicago); DB-Derrick Frazier (Philadelphia); C/G-Jay Leeuwenburg (Chicago); OL-Doug Widell (Detroit).

Former Colts Signed by Other Clubs (3): DB-Ashley Ambrose (Cincinnati); OG-Joe Staysniak (Green Bay); OT-Will Walford (Pittsburgh).

1995

Players Signed by Colts (3): WR-Willie "Flipper" Anderson (St. Louis Rams); P-Chris Gardocki (Chicago); TE-Ed West (Green Bay).

Former Colts Signed by Other Clubs (7): K-Dean Biasucci (Pittsburgh); TE-Kerry Cash (Oakland Raiders); OL-Cecil Gray (Oakland Raiders); QB-Don Majkowski (Detroit); OT-Zefross Moss (Detroit); DT-Thomas Sims (Minnesota); P-Rohn Stark (Pittsburgh).

1994

Players Signed by Colts (2): LB-Tony Bennett (Green Bay); WR-Floyd Turner (New Orleans).

"PLAN B" FREE AGENCY (1989-92)

1992

Players Signed by Colts (5): WR-Reggie Langhorne (Cleveland); OL-Trevor Matich (New York Jets); OG-Ron Solt (Philadelphia); P/QB-Tom Tupa (Phoenix); LB-Carl Zander (Cincinnati).

Former Colts Signed by Other Clubs (9): OL-Brian Baldinger (Buffalo); TE-Pat Beach (New York Jets); OL-Brian Blados (Seattle); QB-Rusty Hilger (Seattle); LB-Matt Jaworski (Pittsburgh); LB-Brian Jones (Miami); RB-Bruce Perkins (Cleveland); DB-Keith Taylor (New Orleans); DB-Charles Washington (Green Bay).

1991

Players Signed by Colts (2): DL-Travis Davis (New Orleans); LB-Cedric Figaro (San Diego).

Former Colts Signed by Other Clubs (6): LB-O'Brien Alston (Los Angeles Raiders); DL-Jeff Faulkner (Phoenix); RB-Ivy Joe Hunter (New England); LB-Kurt Larson (Green Bay); TE-Eugene Riley (Detroit); LB-Matt Vanderbeek (Minnesota).

1990

Players Signed by Colts (0): None.

Former Colts Signed by Other Clubs (8): TE-Mark Boyer (New York Jets); TE-John Brandes (Washington); DE-Ezra Johnson (Houston); LB-Cliff Odum (Miami); DB-Anthony Parker (New York Jets); DB-Bruce Plummer (San Diego); OG-Ben Utt (Atlanta); DB-Charles Washington (Kansas City).

1989

Players Signed by Colts (7): DB-Keith Bostic (Houston); LB-Phillip Brown (Atlanta); DL-Sam Clancy (Cleveland); C-Stan Eisenhooth (Seattle); DB-Bruce Plummer (Miami); WR-Clarence Weathers (Cleveland); DL-Mitch Willis (Atlanta).

Former Colts Signed by Other Clubs (7): WR-Mark Bellini (Phoenix); DT-Byron Darby (Los Angeles Rams); QB-Gary Hogeboom (Phoenix); LB-Barry Krauss (Cleveland); LB-Orlando Lowry (Kansas City); OT-Joel Patten (San Diego); DB-Willie Tullis (Detroit).

*List includes Unrestricted, Restricted and "Plan B" free agents and does not include free agents signed after being waived.

COLTS ATTENDANCE HISTORY

Year	Home Games	Home Attendance	Road Games	Road Attendance	REG. SEASON ATTENDANCE	Playoffs No. Games	ATTENDANCE W/PLAYOFFS
1953	6	169,975	6	177,069	348,453		
1954	6	164,238	6	177,069	341,307		
1955	6	236,826	6	240,634	477,460		
1956	6	238,421	6	265,598	504,019		
1957	6	279,888	6	274,913	554,801		
1958	6	321,849	6	353,107	674,956	64,195 - 1	739,141
1959	6	343,373	6	285,524	628,897	57,545 - 1	686,442
1960	6	342,858	6	292,947	635,805		
1961	7	391,812	7	306,261	698,073		
1962	7	391,659	7	336,043	727,702		
1963	7	403,835	7	299,929	703,764		
1964	8	474,352	6	289,374	763,726	79,544 - 1	843,270
1965	7	416,361	7	339,116	755,477	116,053 - 2	871,530
1966	7	418,143	7	352,664	770,807	58,088 - 1	828,895
1967	7	418,143	7	387,154	805,297		
1968	7	418,292	7	366,131	784,423	216,255 - 3	1,000,678
1969	7	414,918	7	406,530	821,448		
1970	7	415,351	7	347,476	762,827	186,699 - 3	949,526
1971	7	407,911	7	414,030	821,941	152,711 - 2	974,652
1972	7	395,026	7	405,064	800,090		
1973	7	382,711	7	432,296	815,007		
1974	7	282,029	7	406,813	688,842		
1975	7	333,605	7	409,892	743,497	59,053 - 1	802,550
1976	7	374,453	7	381,739	756,192	60,020 - 1	816,212
1977	7	386,503	7	409,824	796,327	60,763 - 1	857,090
1978	8	405,193	8	432,360	837,553		
1979	8	337,891	8	482,480	820,371		
1980	8	333,208	8	477,850	811,058		
1981	8	336,652	8	508,477	845,129		
1982	4	107,646	5	236,646	344,292		
1983	8	335,742	8	442,188	777,930		
1984	8	481,305	8	342,665	823,970		
1985	8	471,788	8	362,871	834,659		
1986	8	442,534	8	383,045	825,579		
1987	8	436,867	7	347,561	784,428	79,838 - 1	864,266
1988	8	468,369	8	449,892	918,261		
1989	8	467,446	8	475,038	942,484		
1990	8	440,681	8	412,889	853,570		
1991	8	434,008	8	362,211	796,219		
1992	8	392,069	8	387,858	779,927		
1993	8	407,928	8	454,963	862,891		
1994	8	396,462	8	458,963	855,425		
1995	8	440,613	8	469,253	909,866	199,838 - 3	1,009,704
1996	8	438,026	8	505,584	943,610	58,078 - 1	1,001,688
1997	8	451,455	8	483,840	935,295		
1998	8	440,930	8	519,197	960,127		
1999	8	453,270	8	546,969	1,000,239	57,097 - 1	1,057,336
2000	8	454,319	8	553,694	1,008,013	73,193 - 1	1,081,206
2001	8	450,746	8	556,240	1,006,986		

10 LARGEST HOME ATTENDANCES

61,479	Pittsburgh	11/13/83
61,282	Miami	12/14/97
61,139	Buffalo	10/20/97
60,928	Green Bay	11/16/97
60,891	Miami	9/23/96
60,763	Pittsburgh	10/30/77
60,763	Washington	11/ 7/77
60,763	New England	12/18/77
60,762	Washington	11/ 6/78
60,587	Miami	9 / 6/98

10 LARGEST ROAD ATTENDANCES

100,202	L.A. Rams	12/ 6/58
80,638	Detroit	11/16/80
80,636	New Orleans	10/19/69
80,132	Cleveland	10/14/62
80,010	Miami	12/16/72
79,469	N.Y. Jets	9/20/98
79,404	Buffalo	10/16/94
79,401	Buffalo	10/ 6/96
79,256	Buffalo	11/12/89
79,101	Buffalo	11/21/93

10 SMALLEST HOME ATTENDANCES

19,073	Miami	1/ 2/83
23,093	Chicago	11/21/54
23,598	Cincinnati	12/ 5/82
23,715	Chicago	9/27/53
23,875	San Francisco	11/28/54
25,159	Detroit	10/ 3/53
25,287	Detroit	11/ 6/54
25,920	Green Bay	12/19/82
26,005	San Francisco	11/29/53
27,088	N.Y. Giants	10/ 2/54

10 SMALLEST ROAD ATTENDANCES

9,860	Buffalo	10/ 4/87
18,713	Green Bay	10/18/53
19,429	New England	12/ 6/92
19,786	Green Bay	11/13/54
20,131	New England	12/ 8/91
20,693	Buffalo	12/ 2/84
21,762	Kansas City	11/24/85
22,383	New England	12/16/84
23,432	San Francisco	12/13/53
23,566	Washington	10/31/54

FIVE LARGEST REGULAR SEASON ATTENDANCES

HOME		AWAY		TOTAL	
481,305	1984	553,694	2000	1,008,013	2000
474,352	1964	546,969	1999	1,000,239	1999
471,788	1985	519,197	1998	960,127	1998
468,369	1988	508,477	1981	943,610	1996
467,446	1989	505,584	1996	942,484	1989

COLTS REGULAR SEASON ATTENDANCE HISTORY BY OPPONENT

HOME GAMES

OPPONENT	No.	Attendance	LARGEST	Date	SMALLEST	Date
Dolphins	32	1,743,352	61,282	12/14/97	19,073	1/ 2/83
Patriots	32	1,664,830	60,763	12/18/77	34,127	12/20/81
Bills	31	1,602,643	61,139	10/20/97	37,927	9/30/79
Jets	31	1,553,674	60,398	9/ 2/84	34,927	10/11/87
Rams	20	1,061,524	60,239	1965-68	27,268	11/22/53
Lions	20	1,023,664	60,238	1965-67,69	25,159	10/ 3/53
Packers	20	1,016,827	60,928	11/16/97	25,920	12/19/82
49ers	20	1,042,002	60,238	1967,69	23,875	11/28/54
Bears	19	970,832	60,519	11/17/91	23,093	11/21/54
Redskins	15	819,038	60,763	11/ 7/77	32,944	12/23/56
Browns	12	650,083	60,238	10/20/68	37,285	11/ 2/75
Chargers	11	599,964	60,459	11/ 8/87	47,950	11/30/86
Bengals	10	462,916	59,387	9/13/87	23,598	12/ 5/82
Vikings	8	455,949	60,238	1966,68	53,645	12/16/62
Cardinals	9	454,472	60,274	9/16/84	32,782	11/22/81
Titans	9	451,942	60,020	11/ 1/76	27,934	12/18/83
Steelers	7	397,804	61,479	11/13/83	42,575	11/ 3/57
Broncos	7	386,143	60,544	10/31/88	37,959	11/10/74
Eagles	6	325,297	60,240	12/ 6/70	44,952	12/19/93
Cowboys	5	297,129	60,586	12/ 6/81	56,860	10/31/99
Chiefs	6	276,863	56,689	11/ 7/99	29,936	12/21/80
Buccaneers	5	254,976	60,468	12/27/87	39,756	9/ 9/79
Falcons	5	290,610	60,238	1968,69	56,715	9/17/67
Saints	4	214,523	60,238	12/10/67	48,480	9/27/98
Raiders	4	213,772	59,008	10/28/73	41,023	9/28/75
Giants	3	145,805	60,029	9/15/63	27,088	10/ 2/54
Seahawks	2	99,070	49,876	10/ 2/94	49,876	10/ 2/94
Panthers	1	58,182	58,182	12/27/98	58,182	12/27/98
Ravens	1	56,978	56,978	10/13/96	56,978	10/13/96
Jaguars	1	56,816	56,816	9/25/00	56,816	9/25/00
TOTAL	356	18,647,680				

ROAD GAMES

OPPONENT	No.	Attendance	LARGEST	Date	SMALLEST	Date	OVERALL TOTAL
Dolphins	32	1,987,518	80,010	12/16/72	45,236	12/ 4/88	3,730,870
Jets	32	1,856,416	79,469	9/20/98	33,684	12/13/92	3,508,970
Patriots	31	1,559,517	61,297	1979,80	19,429	12/ 6/92	3,410,090
Bills	32	1,906,327	79,404	10/16/94	9,860	10/ 4/87	3,224,347
Rams	20	1,157,818	100,202	12/ 6/58	26,696	12/ 5/53	2,219,342
Lions	18	993,278	80,638	11/16/80	46,508	11/ 7/53	2,016,942
49ers	20	903,011	68,486	10/18/98	23,432	12/13/53	1,945,013
Bears	19	903,730	66,944	11/ 5/00	27,845	10/10/54	1,874,562
Packers	19	724,647	59,869	11/19/00	18,713	10/18/53	1,741,474
Redskins	11	488,032	55,045	12/13/81	23,566	10/31/54	1,307,070
Browns	9	633,953	80,132	10/14/62	42,404	11/11/56	1,284,036
Vikings	12	543,899	58,342	11/20/88	30,787	9/23/62	999,848
Chargers	8	384,296	63,177	10/26/97	37,322	10/23/88	984,260
Bengals	9	462,391	60,051	11/25/90	43,991	12/ 7/80	925,307
Steelers	9	439,392	57,925	10/12/97	41,597	12/ 9/78	837,196
Eagles	8	461,988	72,200	11/15/81	27,813	11/15/53	787,285
Broncos	5	374,235	74,958	10/ 3/93	74,680	10/15/89	760,378
Chiefs	8	459,773	78,357	9/ 3/00	21,762	11/24/85	736,636
Titans	5	224,570	50,815	9/21/80	31,792	11/23/86	676,512
Giants	8	506,005	78,081	11/14/99	33,982	11/13/55	651,810
Falcons	7	358,750	61,141	12/ 6/98	30,397	12/ 7/86	649,360
Cowboys	6	339,726	65,053	9/ 4/78	25,500	10/30/60	636,855
Cardinals	3	127,646	48,282	12/ 4/76	31,885	12/ 2/90	582,118
Saints	4	243,787	60,636	10/19/69	49,009	12/24/89	458,310
Raiders	5	230,157	54,689	11/28/71	40,287	9/15/91	443,929
Seahawks	6	339,422	63,593	10/15/00	39,574	12/ 4/94	438,492
Buccaneers	4	146,836	56,585	10/ 4/92	25,577	12/15/85	401,812
Ravens	2	138,280	69,382	12/ 2/01	68,898	11/29/98	195,258
Jaguars	1	66,099	66,099	12/10/95	66,099	12/10/95	122,915
Panthers	1	49,841	49,841	12/ 3/95	49,841	12/ 3/95	108,023
TOTAL	354	19,011,340					37,659,020

INDIVIDUAL RECORDS

National Football League records are indicated by an asterisk. Every attempt has been made to compile as complete a table of records as possible. Errors will be corrected if documented. Since the Colts joined the NFL in 1953, the league has increased the number of games played each season from 12 in 1953 to the current 16 in 1978.

Here are the dates that the league increased the number of games played each season:

1953-60 12 games 1961-77 14 games 1978-2001 16 games

Note: The 1982 NFL regular season was reduced from 16 games to nine games because of a players' strike. The 1987 season was 15 games due to a players' strike.

SERVICE

MOST SEASONS

- 17 John Unitas, 1956-72
- 13 Raymond Berry, 1955-67
- 13 Eugene Daniel, 1984-96
- 13 Ray Donaldson, 1980-92
- 13 David Lee, 1966-78
- 13 Gino Marchetti, 1953-64, 66
- 13 Rohn Stark, 1982-94
- 13 Dick Szymanski, 1955, 57-68
- 12 Lenny Moore, 1956-67
- 12 Don Shinnick, 1957-68
- 12 Ordell Braase, 1957-68

MOST GAMES PLAYED

- 206 John Unitas, 1956-72
- 198 Eugene Daniel, 1984-96
- 197 Rohn Stark, 1982-94
- 188 David Lee, 1966-78
- 184 Ray Donaldson, 1980-92
- 164 Don Shinnick, 1957-68
- 164 Ordell Braase, 1957-68

MOST CONSECUTIVE GAMES PLAYED

- 155 Jerry Logan, 1963-72
- 139 Jim Parker, 1957-G2-1967
- 138 Alex Sandusky, 1957-68

SCORING

MOST POINTS (CAREER)

- 783 Dean Biasucci, 1984, 86-94
- 678 Lenny Moore, 1956-67
- 586 Lou Michaels, 1964-69
- 495 Mike Vanderjagt, 1998-01
- 408 Raymond Berry, 1955-67
- 394 Toni Linhart, 1974-79
- 380 Marvin Harrison, 1996-01
- 348 Don McCauley, 1971-81
- 342 Tom Matte, 1961-72
- 334 Cary Blanchard, 1995-97
- 312 Steve Myhra, 1957-61
- 306 Marshall Faulk, 1994-98

MOST POINTS (SEASON)

- 145 Mike Vanderjagt, 1999
- 135 Cary Blanchard, 1996
- 125 Mike Vanderjagt, 2001
- 121 Mike Vanderjagt, 2000
- 120 Lenny Moore, 1964
- 117 Cary Blanchard, 1997
- 114 Dean Biasucci, 1988
- 112 Raul Allegre, 1983
- 110 Edgerrin James, 2000
- 109 Toni Linhart, 1976
- 106 Lou Michaels, 1967
- 104 Jim Martin, 1963
- 104 Lou Michaels, 1964
- 104 Mike Vanderjagt, 1998
- 102 Lou Michaels, 1968
- 102 Edgerrin James, 1999
- 101 Lou Michaels, 1965

MOST POINTS (ROOKIE)

- 112 Raul Allegre, 1983
- 102 Edgerrin James, 1999
- 93 Jim O'Brien, 1970
- 78 Curtis Dickey, 1980
- 72 Marshall Faulk, 1994
- 70 George Hunt, 1973

MOST POINTS (GAME)

- 24 Lenny Moore vs. Chi, Oct. 4, 1958
- 24 Lenny Moore vs. LA Rams, Oct. 16, 1960
- 24 Lenny Moore vs. Min, Oct. 1, 1961
- 24 Lydell Mitchell vs. Buf, Oct. 12, 1975
- 24 Eric Dickerson vs. Den, Oct. 31, 1988
- 18 [30 times] Last: Marvin Harrison vs. Mia, Nov. 11, 2001

MOST POINTS (ROOKIE-GAME)

- 18 Billy Vessels vs. LA Rams, Nov. 25, 1956
- 18 Marshall Faulk vs. Hou, Sept. 4, 1994
- 18 Marvin Harrison at K.C., Dec. 15, 1996
- 18 Edgerrin James at Phil, Nov. 21, 1999
- 18 Edgerrin James at Cle, Dec. 26, 1999
- 16 Raul Allegre at Phil, Oct. 30, 1983
- 13 Raul Allegre at Den, Dec. 11, 1983
- 12 [21 times] Last: Dominic Rhodes vs. Atl, Dec. 16, 2001

MOST CONSECUTIVE GAMES SCORING

- 58 Lou Michaels, G13-1965/G14-1969
- 55 Steve Myhra, G8-1957/G14-1961
- 55 Dean Biasucci, G11-1987/G2-1991
- 55 Mike Vanderjagt, G10-1998/G16-2001
- 44 Toni Linhart, G13-1974/G14-1977
- 44 Cary Blanchard, G5-1995/G16-1997
- 28 Jim O'Brien, G1-1970/G14-1971
- 27 Raul Allegre, G6-1984/G16-1985
- 26 Dean Biasucci, G2-5-1984, G1-1986/G9-1987
- 21 Steve Mike-Mayer, G12-1979/G16-1980

MOST CONSECUTIVE GAMES SCORING (ROOKIE)

- 14 Jim O'Brien, G1-14, 1970
- 11 Raul Allegre, G1-11, 1983
- 10 Buck McPhail, G1-10, 1953
- 7 Curtis Dickey, G7-13, 1980
- 5 Alan Ameche, G1-5, 1955
- 5 Steve Myhra, G8-12, 1957

MOST SEASONS LEADING TEAM

- 9 Dean Biasucci, 1986-94
- 5 Lenny Moore, 1956-58, 60, 64
- 4 Lou Michaels, 1965-68
- 4 Toni Linhart, 1974, 76-78
- 4 Mike Vanderjagt, 1998-01
- 3 Jim O'Brien, 1970-72
- 3 Raul Allegre, 1983-85

MOST CONSECUTIVE SEASONS LEADING TEAM

- 9 Dean Biasucci, 1986-94
- 4 Lou Michaels, 1965-68
- 4 Mike Vanderjagt, 1998-01
- 3 Lenny Moore, 1956-58
- 3 Jim O'Brien, 1970-72
- 3 Toni Linhart, 1976-78
- 3 Raul Allegre, 1983-85

MOST KICK-SCORING POINTS (SEASON)

- 145 Mike Vanderjagt, 1999
- 135 Cary Blanchard, 1996
- 125 Mike Vanderjagt, 2001
- 121 Mike Vanderjagt, 2000
- 117 Cary Blanchard, 1997
- 114 Dean Biasucci, 1988
- 112 Raul Allegre, 1983
- 109 Toni Linhart, 1976
- 106 Lou Michaels, 1967

MOST KICK-SCORING POINTS (SEASON)

- (Continued)
- 104 Jim Martin, 1963
 - 104 Lou Michaels, 1964
 - 104 Mike Vanderjagt, 1998

MOST KICK-SCORING POINTS (GAME)

- 18 Lou Michaels vs. S.F., Sept. 25, 1966
- 17 Lou Michaels vs. StL, Oct. 12, 1964
- 17 Cary Blanchard at Buf, Sept. 21, 1997
- 17 Mike Vanderjagt vs. Den, Jan. 6, 2002
- 16 Lou Michaels at Chi, Nov. 8, 1964
- 16 Toni Linhart vs. Buf, Dec. 12, 1965
- 16 Raul Allegre at Phil, Oct. 30, 1983
- 16 Dean Biasucci at Mia, Nov. 15, 1987
- 15 [3 times]
- 14 [6 times]
- 13 [19 times]

MOST NON KICK-SCORING POINTS (SEASON)

- 120 Lenny Moore, 1964
- 110 Edgerrin James, 2000
- 102 Edgerrin James, 1999
- 90 Lenny Moore, 1961
- 90 Lydell Mitchell, 1975
- 90 Eric Dickerson, 1988
- 90 Marvin Harrison, 2001
- 84 Lenny Moore, 1958
- 84 Raymond Berry, 1959
- 84 Marshall Faulk, 1995
- 84 Marvin Harrison, 2000

MOST SEASONS 100+ POINTS

- 4 Lou Michaels
- 4 Mike Vanderjagt
- 2 Cary Blanchard
- 2 Edgerrin James
- 1 Allegre/Biasucci/Linhart/Martin/Moore

MOST CONSECUTIVE SEASONS 100+ POINTS

- 4 Mike Vanderjagt, 1998-01
- 2 Lou Michaels, 1964-65, 67-68
- 2 Cary Blanchard, 1996-97
- 2 Edgerrin James, 1999-00

TOUCHDOWNS

MOST (CAREER)

- 113 Lenny Moore, 1956-67
- 68 Raymond Berry, 1955-67
- 62 Marvin Harrison, 1996-01
- 58 Don McCauley, 1971-81
- 57 Tom Matte, 1961-72
- 51 Marshall Faulk, 1994-98
- 50 Jimmy Orr, 1961-70
- 44 Alan Ameche, 1955-60
- 41 Lydell Mitchell, 1972-77
- 40 Jim Mutscheller, 1954-61

MOST (SEASON)

- 20 Lenny Moore, 1964
- 18 Edgerrin James, 2000
- 17 Edgerrin James, 1999
- 15 Lenny Moore, 1961
- 15 Lydell Mitchell, 1975
- 15 Eric Dickerson, 1988
- 15 Marvin Harrison, 2001
- 14 [4 times]

MOST (ROOKIE)

- 17 Edgerrin James, 1999
- 13 Curtis Dickey, 1980
- 12 Marshall Faulk, 1994
- 10 Dominic Rhodes, 2001
- 9 Alan Ameche, 1955
- 9 Lenny Moore, 1956
- 9 Rodney Culver, 1992

MOST (GAME)

- 4 Lenny Moore vs. Chi, Oct. 4, 1958
- 4 Lenny Moore vs. LA Rams, Oct. 16, 1960
- 4 Lenny Moore vs. Min, Oct. 1, 1961
- 4 Lydell Mitchell vs. Buf, Oct. 12, 1975
- 4 Eric Dickerson vs. Den, Oct. 31, 1988
- 3 [30 times] Last: Marvin Harrison vs. Mia, Nov. 11, 2001

MOST (ROOKIE-GAME)

- 3 Billy Vessels vs. LA Rams, Nov. 25, 1956
- 3 Marshall Faulk vs. Hou, Sept. 4, 1994
- 3 Marvin Harrison at K.C., Dec. 15, 1996
- 3 Edgerrin James at Phil, Nov. 21, 1999
- 3 Edgerrin James at Cle, Dec. 26, 1999
- 3 [21 times] Last: Dominic Rhodes vs. Atl, Dec. 16, 2001

MOST CONSECUTIVE GAMES

SCORING TD

- 18 Lenny Moore, G7-9-1963, G1-1964/G1-1965
- 11 Lydell Mitchell, G6-1975/G2-1976
- 7 Raymond Berry, G8-1959/G2-1960
- 7 Curtis Dickey, G7-13, 1980
- 6 Lenny Moore, G9-1957/G2-1958
- 6 Lenny Moore, G6-11, 1961
- 6 Tom Matte G2-7, 1969
- 5 [7 times] Last: Edgerrin James, G6-10, 2000

MOST CONSECUTIVE GAMES

SCORING TD (ROOKIE)

- 7 Curtis Dickey, G7-13, 1980
- 5 Alan Ameche, G1-5, 1955
- 4 Lenny Moore, G3-6, 1956
- 4 Marshall Faulk, G8-11, 1994
- 3 Rodney Culver, G10-12, 1992
- 3 Terrence Wilkins, G3-5, 1999
- 3 Dominic Rhodes, G13-15, 2001

MOST SEASONS LEADING TEAM

- 6 Lenny Moore, 1956-58, 60-61, 64
- 4 Marshall Faulk, 1994-95, 97-98
- 3 Tom Matte, 1967-69
- 3 Curtis Dickey, 1980-81, 83
- 2 [10 times] Last: Marvin Harrison, 1996, 01

MOST CONSECUTIVE SEASONS

LEADING TEAM

- 3 Lenny Moore, 1956-58
- 3 Tom Matte, 1967-69
- 2 [9 times] Last: Edgerrin James, 1999-00

MOST 10+ TD SEASONS

- 5 Lenny Moore, 1957-58, 60-61, 64
- 3 Tom Matte, 1967-69
- 3 Marshall Faulk, 1994-95, 98
- 3 Marvin Harrison, 1999-01
- 2 Raymond Berry, 1959-60
- 2 Jimmy Orr, 1962, 65
- 2 Don McCauley, 1975-76
- 2 Curtis Dickey, 1980-81
- 2 Edgerrin James, 1999-00
- 1 Bulaich/Carr/Dickey/Mitchell/Rhodes

MOST CONSECUTIVE 10+ TD SEASONS

- 3 Tom Matte, 1967-69
- 3 Marvin Harrison, 1999-01
- 2 Lenny Moore, 1957-58, 60-61
- 2 Raymond Berry, 1959-60
- 2 Don McCauley, 1975-76
- 2 Curtis Dickey, 1980-81
- 2 Marshall Faulk, 1994-95
- 2 Edgerrin James, 1999-00

POINTS AFTER TOUCHDOWN

MOST ATTS (CAREER)

- 270 Lou Michaels, 1964-69
- 261 Dean Biasucci, 1984, 86-94
- 195 Toni Linhart, 1974-79
- 189 Steve Myhra, 1957-61
- 154 Mike Vanderjagt, 1998-01
- 98 Jim O'Brien, 1970-72
- 77 Raul Allegre, 1983-85
- 75 Steve Mike-Mayer, 1979-80
- 73 Cary Blanchard, 1995-97
- 63 Bert Rechichar, 1953-59

MOST ATTS (SEASON)

- 54 Lou Michaels, 1964
- 52 Toni Linhart, 1975
- 51 Steve Myhra, 1958
- 51 Steve Myhra, 1959
- 51 Toni Linhart, 1976
- 50 Lou Michaels, 1968
- 48 Lou Michaels, 1965
- 48 Lou Michaels, 1967
- 46 Steve Mike-Mayer, 1980
- 46 Mike Vanderjagt, 2000

MOST ATTS (ROOKIE)

- 38 Jim O'Brien, 1970
- 26 Tom Feamster, 1956
- 24 George Hunt, 1973
- 24 Raul Allegre, 1983
- 23 Buck McPhail, 1953

MOST (CAREER)

- 263 Lou Michaels, 1964-69
- 255 Dean Biasucci, 1984, 86-94
- 184 Toni Linhart, 1974-79
- 180 Steve Myhra, 1957-61
- 153 Mike Vanderjagt, 1998-01
- 95 Jim O'Brien, 1970-72
- 73 Cary Blanchard, 1995-97
- 72 Raul Allegre, 1983-85
- 71 Steve Mike-Mayer, 1979-80
- 56 Bert Rechichar, 1953-59

MOST (SEASON)

- 53 Lou Michaels, 1964
- 51 Toni Linhart, 1975
- 50 Steve Myhra, 1959
- 49 Toni Linhart, 1976
- 48 Steve Myhra, 1958
- 48 Lou Michaels, 1965
- 48 Lou Michaels, 1968
- 46 Lou Michaels, 1967
- 46 Mike Vanderjagt, 2000

MOST (ROOKIE)

- 36 Jim O'Brien, 1970
- 24 Tom Feamster, 1956
- 22 George Hunt, 1973
- 22 Raul Allegre, 1983
- 21 Buck McPhail, 1953

MOST (GAME)

- 8 Tom Feamster vs. LA Rams, Nov. 5, 1956
- 8 Steve Myhra vs. G.B., Nov. 2, 1958
- 7 Steve Myhra vs. Chi, Oct. 4, 1958
- 7 Lou Michaels vs. Chi, Sept. 27, 1964
- 7 Lou Michaels at Atl, Nov. 12, 1967
- 7 Toni Linhart vs. NYJ, Nov. 16, 1975
- 7 Toni Linhart vs. Buf, Dec. 12, 1976
- 7 Raul Allegre vs. Buf, Oct. 6, 1985
- 7 Dean Biasucci vs. Den, Oct. 31, 1988

MOST (ROOKIE-GAME)

- 8 Tom Feamster vs. LA Rams, Nov. 5, 1956

MOST CONSECUTIVE PATS

- 125 Mike Vanderjagt, 1998-01
- 103 Lou Michaels, 1964-66
- 77 Dean Biasucci, 1986-88
- 73 Cary Blanchard, 1995-97
- 62 Jim O'Brien, 1971-72
- 56 Toni Linhart, 1975-76

MOST CONSECUTIVE PATS

(Continued)

- 50 Dean Biasucci, 1990-93
- 41 Steve Myhra, 1959-60
- 40 Steve Myhra, 1958-59
- 33 Dean Biasucci, 1989-90
- 31 Lou Michaels, 1964

HIGHEST PERCENTAGE (CAREER-50 MIN.)

- 100.0 Cary Blanchard, 1995-97
- 99.4 Mike Vanderjagt, 1998-01
- 97.7 Dean Biasucci, 1984, 86-94
- 97.4 Lou Michaels, 1964-69
- 97.0 Jim O'Brien, 1970-72
- 95.2 Steve Myhra, 1957-61
- 94.7 Steve Mike-Mayer, 1979-80
- 94.4 Toni Linhart, 1974-79
- 93.5 Raul Allegre, 1983-85
- 88.9 Bert Rechichar, 1953-59

HIGHEST PERCENTAGE (SEASON-20 ATT.)

- 100.0 Lou Michaels, 1965
- 100.0 Jim O'Brien, 1972
- 100.0 Toni Linhart, 1974
- 100.0 Dean Biasucci, 1987
- 100.0 Dean Biasucci, 1992
- 100.0 Dean Biasucci, 1994
- 100.0 Cary Blanchard, 1995
- 100.0 Cary Blanchard, 1996
- 100.0 Cary Blanchard, 1997
- 100.0 Mike Vanderjagt, 1998
- 100.0 Mike Vanderjagt, 1999
- 100.0 Mike Vanderjagt, 2000

HIGHEST PERCENTAGE (ROOKIE-SEASON-20 ATT.)

- 94.7 Jim O'Brien, 1970
- 92.3 Tom Feamster, 1956
- 91.7 George Hunt, 1973
- 91.7 Raul Allegre, 1983
- 91.3 Buck McPhail, 1953

FIELD GOALS

MOST ATTEMPTS (CAREER)

- 250 Dean Biasucci, 1984, 86-94
- 198 Lou Michaels, 1964-69
- 130 Mike Vanderjagt, 1998-01
- 116 Toni Linhart, 1974-79
- 105 Cary Blanchard, 1995-97
- 93 Jim O'Brien, 1970-72
- 91 Steve Myhra, 1957-61
- 79 Bert Rechichar, 1953-59
- 79 Raul Allegre, 1983-85
- 43 Steve Mike-Mayer, 1979-80

MOST ATTEMPTS (SEASON)

- 41 Cary Blanchard, 1997
- 40 Cary Blanchard, 1996
- 39 Steve Myhra, 1961
- 39 Jim Martin, 1963
- 39 Lou Michaels, 1966

MOST ATTEMPTS (ROOKIE)

- 38 Mike Vanderjagt, 1999
- 37 Lou Michaels, 1967
- 35 Lou Michaels, 1964
- 35 Raul Allegre, 1983
- 34 Jim O'Brien, 1970
- 34 Mike Vanderjagt, 2001
- 32 Dean Biasucci, 1988

MOST ATTEMPTS (ROOKIE)

- 35 Raul Allegre, 1983
- 34 Jim O'Brien, 1970
- 28 George Hunt, 1973

MOST ATTEMPTS (GAME)

- 6 Toni Linhart vs. NYJ, Nov. 28, 1976
- 6 Raul Allegre at Phil, Oct. 30, 1983
- 6 Dean Biasucci vs. Mia, Sept. 25, 1988
- 5 [15 times] Last: Mike Vanderjagt vs. Den, Jan. 6, 2002

MOST ATTEMPTS (ROOKIE-GAME)

- 6 Raul Allegre at Phil, Oct. 30, 1983
- 5 Jim O'Brien vs. Phil, Dec. 6, 1970
- 5 Raul Allegre at Den, Nov. 11, 1983
- 4 Jim O'Brien at S.D., Sept. 20, 1970
- 4 Jim O'Brien at NYJ, Oct. 18, 1970
- 4 George Hunt vs. Hou, Nov. 4, 1973
- 4 George Hunt vs. Buf, Nov. 25, 1973
- 4 Raul Allegre vs. Chi, Sept. 25, 1983

MOST (CAREER)

- 176 Dean Biasucci, 1984, 86-94
- 114 Mike Vanderjagt, 1998-01
- 107 Lou Michaels, 1964-69
- 87 Cary Blanchard, 1995-97
- 70 Toni Linhart, 1974-79
- 57 Raul Allegre, 1983-85
- 52 Jim O'Brien, 1970-72
- 44 Steve Myhra, 1957-61
- 28 Bert Rechichar, 1953-59
- 27 Mike Vanderjagt, 1998

MOST (SEASON-16 MIN.)

- 36 Cary Blanchard, 1996
- 34 Mike Vanderjagt, 1999
- 32 Cary Blanchard, 1997
- 30 Raul Allegre, 1983
- 28 Mike Vanderjagt, 2001
- 27 Mike Vanderjagt, 1998
- 26 Dean Biasucci, 1993
- 25 Dean Biasucci, 1988
- 25 Mike Vanderjagt, 2000

MOST (ROOKIE)

- 30 Raul Allegre, 1983
- 19 Jim O'Brien, 1970
- 16 George Hunt, 1973

MOST (GAME)

- 5 Lou Michaels vs. S.F., Sept. 25, 1966
- 5 Raul Allegre at Phil, Oct. 30, 1983
- 5 Dean Biasucci vs. Mia, Sept. 25, 1988
- 5 Cary Blanchard at Buf, Sept. 21, 1997
- 5 Mike Vanderjagt vs. Den, Jan. 6, 2002
- 4 Jim Martin at Det, Oct. 20, 1963
- 4 Lou Michaels vs. StL, Oct. 12, 1964
- 4 Lou Michaels at Chi, Nov. 8, 1964
- 4 Lou Michaels at Atl, Nov. 13, 1966
- 4 Lou Michaels at S.F., Nov. 26, 1967
- 4 Toni Linhart vs. NYJ, Nov. 28, 1976
- 4 Raul Allegre at Den, Dec. 11, 1983
- 4 Dean Biasucci at NYJ, Nov. 1, 1987
- 4 Dean Biasucci at Mia, Nov. 15, 1987
- 4 Cary Blanchard vs. S.F., Oct. 15, 1995
- 4 Cary Blanchard at Dal, Sept. 15, 1996
- 4 Cary Blanchard vs. S.D., Nov. 3, 1996
- 4 Cary Blanchard vs. NYJ, Nov. 17, 1996
- 4 Cary Blanchard vs. G.B., Nov. 16, 1997
- 4 Mike Vanderjagt vs. Buf, Oct. 11, 1998
- 4 Mike Vanderjagt vs. Car, Dec. 27, 1998
- 4 Mike Vanderjagt vs. Dal, Oct. 31, 1999
- 4 Mike Vanderjagt vs. K.C., Nov. 7, 1999

MOST (ROOKIE-GAME)

- 5 Raul Allegre at Phil, Oct. 30, 1983
- 4 Raul Allegre at Den, Dec. 11, 1983
- 3 Jim O'Brien at S.D., Sept. 20, 1970
- 3 Jim O'Brien at NYJ, Oct. 18, 1970
- 3 Jim O'Brien vs. Phil, Dec. 6, 1970
- 3 George Hunt at N.E., Oct. 7, 1973
- 3 George Hunt at Det, Oct. 21, 1973
- 3 Raul Allegre at N.E., Sept. 4, 1983
- 3 Raul Allegre at Buf, Sept. 18, 1983
- 3 Raul Allegre vs. Chi, Sept. 25, 1983

HIGHEST PERCENTAGE (CAREER-30 MIN.)

- 87.7 Mike Vanderjagt, 1998-01
- 82.9 Cary Blanchard, 1995-97
- 72.2 Raul Allegre, 1983-85
- 70.4 Dean Biasucci, 1984, 86-94
- 61.5 Jim Martin, 1963
- 60.5 Toni Linhart, 1974-79

HIGHEST PERCENTAGE (CAREER-30 MIN.)

(Continued)

- 55.3 Jim O'Brien, 1970-72
- 54.0 Lou Michaels, 1964-69
- 53.5 Steve Mike-Mayer, 1979-80
- 48.4 Steve Myhra, 1957-61
- 34.6 Bert Rechichar, 1953-59

HIGHEST PERCENTAGE (SEASON-20 MIN.)

- 92.6 Mike Vanderjagt, 2000
- 90.0 Cary Blanchard, 1996
- 89.5 Mike Vanderjagt, 1999
- 88.9 Dean Biasucci, 1987
- 87.1 Mike Vanderjagt, 1998
- 85.7 Raul Allegre, 1983
- 83.9 Dean Biasucci, 1993
- 82.4 Mike Vanderjagt, 2001

HIGHEST PERCENTAGE (ROOKIE-20 MIN.)

- 85.7 Raul Allegre, 1983
- 57.1 George Hunt, 1973
- 55.9 Jim O'Brien, 1970

HIGHEST PERCENTAGE (GAME-5 MIN.)

- 100.0 Lou Michaels vs. S.F., Sept. 25, 1966
- 100.0 Cary Blanchard at Buf, Sept. 21, 1997

MOST CONSECUTIVE SUCCESSFUL FGS

- 28 Mike Vanderjagt, G7-16, 1999/G7-2000
- 16 Mike Vanderjagt, G2-11, 2000
- 13 Cary Blanchard, G8-12, 1996
- 13 Raul Allegre, G1-6, 1997
- 11 Jim O'Brien, G1-5, 1971
- 10 Lou Michaels, G11-13, 1967
- 10 Dean Biasucci, G11-15, 1987
- 9 George Hunt, G4-8, 1973
- 9 Raul Allegre, G1-4, 1983
- 9 Dean Biasucci, G15-16, 1986/G1-7, 1987
- 9 Cary Blanchard, G5-9, 1995
- 9 Cary Blanchard, G8-8, 1996

MOST CONSECUTIVE GAMES SCORING FIELD GOALS

- 21 Cary Blanchard, G3-1996/G7-1997
- 21 Mike Vanderjagt, G3-16, 1999/G7-2000
- 18 Dean Biasucci, G8-1988/G9-1989
- 12 Toni Linhart, G3-14, 1977
- 11 Lou Michaels, G13-1965/G9-1966
- 9 Lou Michaels, G13-1966/G7-1967
- 8 Jim O'Brien, G1-8, 1971

LONGEST FIELD GOAL

- 58 Dan Miller at S.D., Dec. 26, 1982
- 56 Bert Rechichar vs. Chi, Sept. 27, 1953
- 55 Raul Allegre at Den, Dec. 11, 1983
- 55 Dean Biasucci at Den, Oct. 15, 1989
- 55 Dean Biasucci at Mia, Dec. 30, 1990
- 54 Raul Allegre vs. S.D., Nov. 4, 1984
- 54 Dean Biasucci at N.E., Nov. 11, 1990
- 54 Dean Biasucci at Sea, Sept. 29, 1991
- 53 Lou Michaels vs. Dal, Dec. 3, 1967
- 53 Raul Allegre at Cin, Oct. 2, 1983
- 53 Dean Biasucci vs. Chi, Sept. 11, 1988
- 53 Dean Biasucci at Cin, Sept. 12, 1993
- 53 Mike Vanderjagt at Balt, Nov. 29, 1998
- 53 Mike Vanderjagt at Mia, Dec. 5, 1999

LONGEST FIELD GOAL (ROOKIE)

- 58 Dan Miller at S.D., Dec. 26, 1982
- 55 Raul Allegre at Den, Dec. 11, 1983
- 53 Raul Allegre at Cin, Oct. 2, 1983
- 50 Dean Biasucci vs. StL, Sept. 16, 1984
- 48 Jim O'Brien vs. Bos, Oct. 25, 1970

MOST 50+ FIELD GOALS (CAREER)

- 18 Dean Biasucci, 1984, 86-94
- 10 Mike Vanderjagt, 1998-01
- 7 Raul Allegre, 1983-85
- 7 Cary Blanchard, 1995-97
- 4 Bert Rechichar, 1953-59

MOST 50+ FIELD GOALS (CAREER)

(Continued)

- 3 Lou Michaels, 1964-69
- 2 Dan Miller, 1982
- 1 Martin/Myhra/O'Brien

MOST 50+ FIELD GOALS (SEASON)

- 6 Dean Biasucci, 1988
- 6 Mike Vanderjagt, 1998
- 5 Cary Blanchard, 1996
- 4 Raul Allegre, 1983
- 4 Raul Allegre, 1984
- 3 Mike Vanderjagt, 2001

MOST 50+ FIELD GOALS (GAME)

- 2 Dean Biasucci vs. Mia, Sept. 25, 1988

MOST SEASONS 50+ FIELD GOALS

- 10 Dean Biasucci, 1984, 86-94
- 3 Cary Blanchard, 1995-97
- 3 Mike Vanderjagt, 1998-99, 01
- 2 Bert Rechichar, 1953, 55
- 2 Lou Michaels, 1965, 67
- 2 Raul Allegre, 1983-84

MOST CONSEC. SEASONS 50+ FIELD GOALS

- 10 Dean Biasucci, 1984, 86-94
- 3 Cary Blanchard, 1995-97
- 2 Raul Allegre, 1983-84
- 2 Mike Vanderjagt, 1998-99

MOST CONSEC. SUCCESSFUL 50+ FIELD GOALS

- 6 Cary Blanchard, 1995-96
- 4 Raul Allegre, 1983
- 3 Dean Biasucci, 1986-87
- 3 Dean Biasucci, 1988
- 3 Mike Vanderjagt, 1998 (twice)

RUSHING

MOST ATTEMPTS (CAREER)

- 1391 Lydell Mitchell, 1972-77
- 1389 Marshall Faulk, 1994-98
- 1258 Eric Dickerson, 1987-91
- 1202 Tom Matte, 1961-72
- 1069 Lenny Moore, 1956-67
- 990 Randy McMillan, 1981-86
- 964 Alan Ameche, 1955-60
- 900 Edgerrin James, 1999-01
- 807 Curtis Dickey, 1980-85
- 770 Don McCauley, 1971-81

MOST ATTEMPTS (SEASON)

- 388 Eric Dickerson, 1988
- 387 Edgerrin James, 2000
- 369 Edgerrin James, 1999
- 324 Marshall Faulk, 1998
- 314 Eric Dickerson, 1999
- 314 Marshall Faulk, 1994
- 301 Lydell Mitchell, 1977
- 289 Lydell Mitchell, 1975
- 289 Lydell Mitchell, 1976
- 289 Marshall Faulk, 1995

MOST ATTEMPTS (ROOKIE)

- 369 Edgerrin James, 1999
- 314 Marshall Faulk, 1994
- 233 Dominic Rhodes, 2001
- 213 Alan Ameche, 1955
- 179 Roosevelt Potts, 1993

MOST ATTEMPTS (GAME)

- 40 Lydell Mitchell at NYJ, Oct. 20, 1974
- 38 Edgerrin James at Sea, Oct. 15, 2000
- 36 Eric Dickerson vs. Buf, Nov. 4, 1988
- 35 Lydell Mitchell vs. Mia, Dec. 9, 1973
- 35 Eric Dickerson vs. N.E., Nov. 8, 1987
- 34 Lydell Mitchell vs. S.D., Dec. 16, 1973
- 34 Lydell Mitchell vs. N.E., Dec. 21, 1975
- 34 Dominic Rhodes at Buf, Nov. 4, 2001
- 33 Lydell Mitchell at Atl, Nov. 17, 1974
- 33 Lydell Mitchell vs. Mia, Oct. 10, 1976
- 33 Eric Dickerson vs. T.B., Dec. 27, 1987

MOST ATTEMPTS (ROOKIE-GAME)

- 34 Dominic Rhodes at Buf, Nov. 4, 2001
- 32 Edgerrin James at N.E., Sept. 19, 1999
- 31 Dominic Rhodes vs. Den, Jan 6, 2002
- 29 Dominic Rhodes vs. Atl, Dec. 16, 2001
- 28 Rodney Culver at N.E., Dec. 6, 1992
- 28 Edgerrin James at Cle, Dec. 26, 1999

MOST SEASONS LEADING TEAM

- 5 Alan Ameche, 1955-59
- 5 Tom Matte, 1963, 67-69, 71
- 5 Lydell Mitchell, 1973-77
- 5 Eric Dickerson, 1987-91
- 5 Marshall Faulk, 1994-98
- 4 Randy McMillan, 1982, 84-86
- 3 Lenny Moore, 1960, 62, 64
- 3 Curtis Dickey, 1980-81, 83

MOST CONSC. SEASONS LEADING TEAM

- 5 Alan Ameche, 1955-59
- 5 Lydell Mitchell, 1973-77
- 5 Eric Dickerson, 1987-91
- 5 Marshall Faulk, 1994-98
- 3 Tom Matte, 1967-69
- 3 Randy McMillan, 1984-86
- 2 Curtis Dickey, 1980-81
- 2 Edgerrin James, 1999-00

MOST SEASONS 100+ ATTEMPTS

- 6 Randy McMillan, 1981-86
- 5 Alan Ameche, 1955-59
- 5 Tom Matte, 1963, 67-69, 71
- 5 Lydell Mitchell, 1973-77
- 5 Eric Dickerson, 1987-91
- 5 Marshall Faulk, 1994-98
- 4 Curtis Dickey, 1980-81, 83-84

MOST CONSC. SEASONS 100+ ATTEMPTS

- 6 Randy McMillan, 1981-86
- 5 Alan Ameche, 1955-59
- 5 Lydell Mitchell, 1973-77
- 5 Eric Dickerson, 1987-91
- 5 Marshall Faulk, 1994-98
- 3 Tom Matte, 1967-69
- 3 Joe Washington, 1978-80
- 3 Edgerrin James, 1999-01

MOST GAMES WITH ATTEMPTS (CAREER)

- 164 John Unitas, 1956-72
- 134 Lenny Moore, 1956-67
- 127 Tom Matte, 1961-72
- 126 Don McCauley, 1971-81
- 89 Jerry Hill, 1961, 63-70

MOST YARDS (CAREER)

- 5487 Lydell Mitchell, 1972-77
- 320 Marshall Faulk, 1994-98
- 5194 Eric Dickerson, 1987-91
- 5174 Lenny Moore, 1956-67
- 646 Tom Matte, 1961-72
- 4045 Alan Ameche, 1955-60
- 924 Edgerrin James, 1999-01
- 3876 Randy McMillan, 1981-86
- 3490 Curtis Dickey, 1980-85
- 666 Jerry Hill, 1961, 63-70

MOST YARDS (SEASON)

- 709 Edgerrin James, 2000
- 1659 Eric Dickerson, 1988
- 553 Edgerrin James, 1999
- 319 Marshall Faulk, 1998
- 1311 Eric Dickerson, 1989
- 282 Marshall Faulk, 1994
- 200 Lydell Mitchell, 1976
- 1193 Lydell Mitchell, 1975
- 159 Lydell Mitchell, 1977
- 122 Curtis Dickey, 1983
- 104 Dominic Rhodes, 2001
- 078 Marshall Faulk, 1995
- 1054 Marshall Faulk, 1997
- 011 Eric Dickerson, 1987

MOST YARDS (ROOKIE)

- 1553 Edgerrin James, 1999
- 1282 Marshall Faulk, 1994
- 1104 Dominic Rhodes, 2001
- 961 Alan Ameche, 1955
- 800 Curtis Dickey, 1980
- 711 Roosevelt Potts, 1993

MOST YARDS (GAME)

- 219 Edgerrin James at Sea, Oct. 15, 2000
- 198 Norm Bulaich, vs. NYJ, Sept. 19, 1971
- 196 Eric Dickerson vs. T.B., Dec. 27, 1987
- 194 Alan Ameche vs. Chi, Sept. 25, 1955
- 192 Marshall Faulk at Balt, Nov. 29, 1998
- 185 Lenny Moore vs. G.B., Oct. 28, 1956
- 178 Lydell Mitchell vs. K.C., Nov. 30, 1975
- 177 Marshall Faulk vs. St.L Rams, Oct. 1, 1995
- 177 Dominic Rhodes vs. Atl, Dec. 16, 2001
- 170 George Wonsley vs. Det, Sept. 22, 1985

MOST YARDS (ROOKIE-GAME)

- 194 Alan Ameche vs. Chi, Sept. 25, 1955
- 185 Lenny Moore vs. G.B., Oct. 28, 1956
- 177 Dominic Rhodes vs. Atl, Dec. 16, 2001
- 153 Alan Ameche vs. Det, Oct. 1, 1955
- 152 Edgerrin James at Phil, Nov. 21, 1999
- 146 Randy McMillan at N.E., Sept. 6, 1981

MOST SEASONS LEADING TEAM

- 5 Alan Ameche, 1955-59
- 5 Lydell Mitchell, 1973-77
- 5 Eric Dickerson, 1987-91
- 5 Marshall Faulk, 1994-98
- 4 Tom Matte, 1963, 67-69
- 4 Randy McMillan, 1982, 84-86
- 3 Lenny Moore, 1960, 62, 64
- 3 Curtis Dickey, 1980-81, 83
- 2 Norm Bulaich, 1970-71
- 2 Joe Washington, 1978-79
- 2 Edgerrin James, 1999-00

MOST CONSC. SEASONS LEADING TEAM

- 5 Alan Ameche, 1955-59
- 5 Lydell Mitchell, 1973-77
- 5 Eric Dickerson, 1987-91
- 5 Marshall Faulk, 1994-98
- 3 Tom Matte, 1967-69
- 3 Randy McMillan 1984-86
- 2 Bulaich/Dickey/James/Washington

MOST 100+ GAMES (CAREER)

- 24 Eric Dickerson, 1987-91
- 24 Edgerrin James, 1999-01
- 16 Lydell Mitchell, 1972-77
- 14 Marshall Faulk, 1994-98
- 7 Alan Ameche, 1955-60
- 6 Lenny Moore, 1956-67
- 6 Curtis Dickey, 1980-85
- 6 Randy McMillan, 1981-86

MOST 100+ GAMES (SEASON)

- 10 Edgerrin James, 1999
- 9 Edgerrin James, 2000
- 8 Eric Dickerson, 1988
- 6 Eric Dickerson, 1987
- 6 Eric Dickerson, 1989
- 5 Lydell Mitchell, 1975
- 5 Edgerrin James, 2001
- 5 Dominic Rhodes, 2001
- 4 Marshall Faulk, 1994
- 4 Marshall Faulk, 1997
- 4 Marshall Faulk, 1998

MOST 100+ GAMES (ROOKIE)

- 10 Edgerrin James, 1999
- 5 Dominic Rhodes, 2001
- 4 Marshall Faulk, 1994
- 3 Alan Ameche, 1955
- 2 Lenny Moore, 1956
- 2 Roosevelt Potts, 1993
- 1 Bulaich/Dickey/Lorick/McMillan

MOST CONSC. 100+ GAMES

- 5 Edgerrin James, G14-16, 2000/G1-2, 2001
- 4 Eric Dickerson, G8-11, 1987
- 4 Edgerrin James, G7-10, 1999
- 3 Lydell Mitchell, G10-12, 1975
- 3 Eric Dickerson, G14-15-1987/G1-1988
- 3 Eric Dickerson, G3-5, 1988
- 3 Eric Dickerson, G16-1988/G2-1989
- 3 Edgerrin James, G6-8, 2000
- 3 Edgerrin James, G4-6, 2001

MOST YARDS TWO RUSHERS (SEASON)

- 1924 Dickey (1122)/McMillan (802), 1983
- 1889 Dickerson (1659)/Bentley (230), 1988
- 1825 James (1709)/Manning (116), 2000
- 1766 Rhodes (1104)/James (662), 2001
- 1645 Mitchell (1200)/Leaks (445), 1976

MOST TOUCHDOWNS (CAREER)

- 63 Lenny Moore, 1956-67
- 45 Tom Matte, 1961-72
- 42 Marshall Faulk, 1994-98
- 40 Alan Ameche, 1955-60
- 40 Don McCauley, 1971-81
- 32 Eric Dickerson, 1987-91
- 29 Edgerrin James, 1999-01
- 27 Lydell Mitchell, 1972-77
- 26 Curtis Dickey, 1980-85
- 24 Randy McMillan, 1981-86

MOST TOUCHDOWNS (SEASON)

- 16 Lenny Moore, 1964
- 14 Eric Dickerson, 1988
- 13 Edgerrin James, 1999
- 13 Edgerrin James, 2000
- 11 Tom Matte, 1969
- 11 Lydell Mitchell, 1975
- 11 Curtis Dickey, 1980
- 11 Marshall Faulk, 1994
- 11 Marshall Faulk, 1995
- 10 Don McCauley, 1975

MOST TOUCHDOWNS (ROOKIE)

- 13 Edgerrin James, 1999
- 11 Curtis Dickey, 1980
- 11 Marshall Faulk, 1994
- 9 Alan Ameche, 1955
- 9 Dominic Rhodes, 2001

MOST TOUCHDOWNS (GAME)

- 4 Eric Dickerson vs. Den, Oct. 31, 1988
- 3 Alan Ameche at GBM, Oct. 13, 1957
- 3 Lenny Moore vs. LA Rams, Oct. 16, 1960
- 3 Tom Matte vs. Wash, Nov. 2, 1969
- 3 Don McCauley at Mia, Nov. 23, 1975
- 3 Randy McMillan vs. N.E., Dec. 1, 1985
- 3 Marshall Faulk vs. Hou, Sept. 4, 1994
- 3 Marshall Faulk vs. St.L Rams, Oct. 1, 1995
- 3 Edgerrin James at Cle, Dec. 26, 1999
- 3 Edgerrin James at Sea, Oct. 15, 2000
- 3 Edgerrin James vs. Buf, Dec. 11, 2000

MOST TOUCHDOWNS (ROOKIE-GAME)

- 3 Marshall Faulk vs. Hou, Sept. 4, 1994
- 3 Edgerrin James at Cle, Dec. 26, 1999
- 2 ([7 times]) Last: Dominic Rhodes vs. Atl, Dec. 16, 2001

MOST GAMES WITH TOUCHDOWNS (CAREER)

- 54 Lenny Moore, 1956-67
- 37 Tom Matte, 1961-72
- 32 Don McCauley, 1971-81
- 32 Marshall Faulk, 1994-98
- 31 Alan Ameche, 1955-60
- 24 Lydell Mitchell, 1972-77
- 22 Curtis Dickey, 1980-85
- 22 Eric Dickerson, 1987-91
- 21 Jerry Hill, 1961, 63-70
- 19 Edgerrin James, 1999-01

MOST GAMES WITH TOUCHDOWNS (SEASON)

- 12 Lenny Moore, 1964
 9 Lydell Mitchell, 1975
 9 Eric Dickerson, 1988
 9 Edgerrin James, 2000
 8 Alan Ameche, 1955
 8 Tom Matte, 1968
 8 Tom Matte, 1969
 8 Curtis Dickey, 1980
 8 Marshall Faulk, 1995
 8 Edgerrin James, 1999
 7 [7 times] Last: Dominic Rhodes, 2001

MOST GAMES WITH TOUCHDOWNS (ROOKIE)

- 8 Alan Ameche, 1955
 8 Curtis Dickey, 1980
 8 Edgerrin James, 1999
 7 Rodney Culver, 1992
 7 Marshall Faulk, 1994
 7 Dominic Rhodes, 2001

MOST CONSC. GAMES RUSHING TDS

- 11 Lenny Moore, G8-9:1963/G9:1964
 9 Lydell Mitchell, G8-14:1975/G1:1976
 7 Curtis Dickey, G9:15, 1980
 6 Tom Matte, G2:7, 1969
 5 Alan Ameche, G1-5, 1955
 5 Edgerrin James, G6-10, 2000
 4 Lenny Moore, G3-6, 1956
 4 Jerry Hill, G13-14:1964/G1:2:1965
 4 Don McCauley, G3-6, 1976
 4 Marshall Faulk, G2, 5-6, 8-1996
 3 [10 times] Last: Dominic Rhodes, G13-15, 2001

MOST CONSC. GAMES RUSHING TDS (ROOKIE)

- 7 Curtis Dickey, G9:15, 1980
 5 Alan Ameche, G1-5, 1955
 4 Lenny Moore, G3-6, 1956
 3 [5 times] Last: Dominic Rhodes, G13-15, 2001

MOST SEASONS LEADING TEAM (*tied for lead)

- 6 Lenny Moore, 1956*, 60-61, 64, 65*, 66*
 5 Alan Ameche, 1955, 56*, 57-59
 5 Randy McMillan, 1982*, 83-84, 86*
 5 Marshall Faulk, 1994-98
 4 Tom Matte, 1967-69, 71*
 4 Don McCauley, 1973*, 76-78
 4 Eric Dickerson, 1988-89, 90*, 91
 3 Lydell Mitchell, 1973*, 74-75
 3 Curtis Dickey, 1980-81, 82*

MOST CONSC. SEASONS LEADING TEAM (*tied)

- 5 Alan Ameche, 1955-59 [56*]
 5 Randy McMillan, 1982-86 [82, 86*]
 5 Marshall Faulk, 1994-98
 4 Eric Dickerson, 1988-91 [90*]

HIGHEST AVERAGE (CAREER-300 ATT/4.0)

- 4.8 Lenny Moore, 1956-67
 4.5 Albert Bentley, 1985-91
 4.4 Curtis Dickey, 1980-85
 4.3 Edgerrin James, 1999-01
 4.2 Alan Ameche, 1955-60
 4.1 Eric Dickerson, 1987-91
 4.0 Tony Loric, 1964-67
 4.0 Norm Bulaich, 1970-72
 3.8 Marshall Faulk, 1994-98

HIGHEST AVERAGE (SEASON-80 ATT)

- 7.5 Lenny Moore, 1956
 7.3 Lenny Moore, 1958
 7.0 Lenny Moore, 1961
 5.2 George Wonsley, 1965
 5.1 Tony Loric, 1964

HIGHEST AVERAGE (SEASON-80 ATT)*(Continued)*

- 5.0 Lenny Moore, 1957
 4.9 Norm Bulaich, 1971
 4.8 Alan Ameche, 1956
 4.8 Curtis Dickey, 1981
 4.7 George Talaferro, 1953
 4.7 Dominic Rhodes, 2001

HIGHEST AVERAGE (ROOKIE-80 ATT)

- 7.5 Lenny Moore, 1956
 5.1 Tony Loric, 1964
 4.7 Dominic Rhodes, 2001
 4.6 Curtis Dickey, 1980
 4.5 Alan Ameche, 1955

HIGHEST AVERAGE (GAME-10 ATT)***ROOKIE**

- 14.2 *Lenny Moore vs. G.B., Oct. 28, 1956
 11.3 Lenny Moore at Dal, Oct. 19, 1958
 11.3 Marshall Faulk at Balt, Nov. 29, 1998
 10.9 *Lenny Moore at Cle, Nov. 11, 1956
 9.6 Curtis Dickey at Den, Sept. 20, 1981
 9.3 *Ron Lee vs. Hou, Nov. 1, 1976
 9.3 Marshall Faulk vs. St.L. Rams, Oct. 1, 1995

- 9.2 *Alan Ameche vs. Chi, Sept. 25, 1955
 9.2 Tom Matte vs. LA Rams, Dec. 15, 1963
 9.1 *Randy McMillan at N.E., Sept. 6, 1981
 9.0 Tony Loric at Chi, Nov. 8, 1964
 9.0 Norm Bulaich vs. NYJ, Sept. 19, 1971

LONGEST RUSHES (*denotes ROOKIE)

- 80† Tom Matte vs. St.L, Oct. 12, 1964
 79† *Alan Ameche vs. Chi, Sept. 25, 1955
 79† *Lenny Moore vs. G.B., Oct. 28, 1956
 77† *Dominic Rhodes at K.C., Oct. 25, 2001
 73† Lenny Moore vs. S.F., Nov. 30, 1958
 72† *Lenny Moore vs. G.B., Oct. 28, 1956
 72† Edgerrin James at NYG, Nov. 14, 1999
 70† *Lenny Moore at Cle, Nov. 11, 1956
 70† Albert Bentley at Raid, Dec. 21, 1986
 69† *Ron Lee vs. Hou, Nov. 1, 1976
 68† Marshall Faulk at Balt, Nov. 29, 1998
 67† Norm Bulaich vs. NYJ, Sept. 19, 1971
 67† Curtis Dickey vs. Dal, Dec. 6, 1981
 67† Owen Gill vs. Hou, Dec. 22, 1985

PASSING**MOST ATTEMPTS (CAREER)**

- 5110 John Unitas, 1956-72
 2464 Bert Jones, 1973-81
 2226 Peyton Manning, 1998-01
 1536 Jack Trudeau, 1986-93
 1532 Jeff George, 1990-93
 1230 Jim Harbaugh, 1994-97
 1154 Mike Pagel, 1982-85
 676 Earl Morrall, 1968-71
 576 Marty Domres, 1972-75
 533 Greg Landry, 1979-81

MOST ATTEMPTS (SEASON)

- 575 Peyton Manning, 1998
 571 Peyton Manning, 2000
 547 Peyton Manning, 2001
 533 Peyton Manning, 1999
 485 Jeff George, 1991
 457 Greg Landry, 1979
 446 Bert Jones, 1980
 436 John Unitas, 1967
 426 Bert Jones, 1981
 420 John Unitas, 1961
 417 Jack Trudeau, 1986

MOST ATTEMPTS (ROOKIE)

- 575 Peyton Manning, 1998
 417 Jack Trudeau, 1986
 334 Jeff George, 1990
 237 George Shaw, 1955
 233 Chris Chandler, 1988
 221 Mike Pagel, 1982

MOST ATTEMPTS (GAME)

- 59 Jeff George at Was, Nov. 7, 1993
 57 Jack Trudeau at NYJ, Nov. 16, 1986
 54 Peyton Manning at S.D., Sept. 26, 1999
 54 Peyton Manning at NE, Oct. 8, 2000
 53 Bert Jones vs. NYJ, Dec. 15, 1974
 53 Jack Trudeau vs. NYJ, Sept. 28, 1986
 52 Peyton Manning vs. N.E., Nov. 1, 1998
 51 Peyton Manning at NYJ, Dec. 3, 2000
 51 Peyton Manning vs. S.F., Nov. 25, 2001
 49 Greg Landry at NYJ, Dec. 2, 1979

MOST ATTEMPTS (ROOKIE-GAME)

- 57 Jack Trudeau at NYJ, Nov. 16, 1986
 53 Jack Trudeau vs. NYJ, Sept. 28, 1986
 52 Peyton Manning vs. N.E., Nov. 1, 1998
 44 Jack Trudeau vs. N.O., Oct. 12, 1986
 44 Peyton Manning at NYJ, Sept. 20, 1998
 44 Peyton Manning vs. NYJ, Nov. 15, 1998

MOST SEASONS LEADING TEAM (ATT/COMP)

- 15 John Unitas, 1956-67, 69-71
 6 Bert Jones, 1974-77, 80-81
 4 Mike Pagel, 1982-85
 4 Jeff George, 1990-93
 4 Jim Harbaugh, 1994-97
 4 Peyton Manning, 1998-01

MOST CONSC. SEASONS LEADING TEAM (ATT/COMP)

- 12 John Unitas, 1956-67
 4 Bert Jones, 1974-77
 4 Mike Pagel, 1982-85
 4 Jeff George, 1990-93
 4 Jim Harbaugh, 1994-97
 4 Peyton Manning, 1998-01

MOST 40+ ATTEMPT GAMES

- 15 Peyton Manning, 1998-01
 9 Jack Trudeau, 1986-93
 8 John Unitas, 1956-72
 8 Bert Jones, 1973-81
 8 Jeff George, 1990-93
 5 Jim Harbaugh, 1994-97
 2 Greg Landry, 1979-81
 1 Domres/Hogeboom/Justin

MOST SEASONS 200+ ATTEMPTS

- 13 John Unitas, 1957-67, 69-70
 6 Bert Jones, 1974-77, 80-81
 4 Mike Pagel, 1982-85
 4 Jeff George, 1990-93
 4 Jim Harbaugh, 1994-97
 4 Peyton Manning, 1998-01
 3 Jack Trudeau, 1986-87, 89

CONSC. SEASONS 200+ ATTEMPTS

- 11 John Unitas, 1957-67
 4 Bert Jones, 1974-77
 4 Mike Pagel, 1982-85
 4 Jeff George, 1990-93
 4 Jim Harbaugh, 1994-97
 4 Peyton Manning, 1998-01

MOST GAMES WITH ATTEMPTS (CAREER)

- 202 John Unitas, 1956-72
 97 Bert Jones, 1973-81
 64 Peyton Manning, 1998-01
 61 Jack Trudeau, 1986-93
 52 Jim Harbaugh, 1994-97

MOST COMPLETIONS (CAREER)

- 2796 John Unitas, 1956-72
 1382 Bert Jones, 1973-81
 1357 Peyton Manning, 1998-01
 874 Jeff George, 1990-93
 812 Jack Trudeau, 1986-93
 746 Jim Harbaugh, 1994-97
 567 Mike Pagel, 1982-85
 363 Earl Morrall, 1968-71
 308 Greg Landry, 1979-81
 293 Marty Domres, 1972-75

MOST COMPLETIONS (SEASON)

- 357 Peyton Manning, 2000
- 343 Peyton Manning, 2001
- 331 Peyton Manning, 1999
- 326 Peyton Manning, 1998
- 292 Jeff George, 1991
- 270 Greg Landry, 1979
- 255 John Unitas, 1967
- 248 Bert Jones, 1980
- 244 Bert Jones, 1981
- 237 John Unitas, 1963

MOST COMPLETIONS (ROOKIE)

- 326 Peyton Manning, 1998
- 204 Jack Trudeau, 1986
- 181 Jeff George, 1990
- 129 Chris Chandler, 1988
- 119 George Shaw, 1955
- 111 Mike Pagel, 1982

MOST COMPLETIONS (GAME)

- 37 Jeff George at Was, Nov. 7, 1993
- 36 Bert Jones vs. NYJ, Dec. 15, 1974
- 33 Peyton Manning vs. Oak, Sept. 10, 2000
- 31 Peyton Manning at NE, Oct. 8, 2000
- 31 Peyton Manning vs. SF, Nov. 25, 2001
- 30 Jeff George vs. Buf, Jan. 2, 1994
- 30 Jim Harbaugh vs. N.E., Sept. 7, 1997
- 30 Peyton Manning vs. N.E., Nov. 1, 1998

MOST COMPLETIONS (ROOKIE-GAME)

- 30 Peyton Manning vs. N.E., Nov. 1, 1998
- 27 Jack Trudeau at NYJ, Nov. 16, 1986
- 27 Peyton Manning at Balt, Nov. 29, 1998
- 26 Peyton Manning vs. NYJ, Nov. 15, 1998
- 24 Jack Trudeau vs. N.O., Oct. 12, 1986

MOST CONSECUTIVE COMPLETIONS

- 17 Bert Jones vs. NYJ, Dec. 15, 1974
- 14 Peyton Manning vs. Oak, Sept. 10, 2000
- 12 John Unitas vs. Atl, Nov. 27, 1967
- 12 Jim Harbaugh vs. N.E., Dec. 23, 1995
- 11 Jim Harbaugh at N.E., Nov. 19, 1995
- 11 Jim Harbaugh vs. Mia, Sept. 23, 1996
- 11 Jim Harbaugh at K.C./Cin, Dec. 15-22, 1996

MOST GAMES WITH COMPLETIONS (CAREER)

- 200 John Unitas, 1956-72
- 96 Bert Jones, 1973-81
- 64 Peyton Manning, 1998-01
- 61 Jack Trudeau, 1986-93
- 52 Jim Harbaugh, 1994-97

MOST GAMES 20+ COMPLETIONS (CAREER)

- 41 Peyton Manning, 1998-01
- 33 John Unitas, 1956-72
- 20 Bert Jones, 1973-81
- 17 Jeff George, 1990-93
- 13 Jack Trudeau, 1986-93

MOST CONSC. GAMES 20+ COMPLETIONS

- 7 Peyton Manning, G15-16-2000/G1-5-2001
- 4 John Unitas, G14-1966/G3-1967
- 4 Bert Jones, G4-7, 1981
- 4 Peyton Manning, G8-11, 2000
- 3 John Unitas, G6-8, 1961
- 3 Greg Landry, G12-14, 1979
- 3 Peyton Manning, G1-3, 1998
- 3 Peyton Manning, G8-10, 1998
- 3 Peyton Manning, G7-9, 1999
- 3 Peyton Manning, G1-3, 2000
- 2 (17 times) Last: Peyton Manning, G13-14, 2001

MOST SEASONS 150+ COMPLETIONS

- 12 John Unitas, 1959-67, 69-70
- 5 Bert Jones, 1975-77, 80-81
- 4 Jeff George, 1990-93
- 4 Peyton Manning, 1998-01
- 3 Jim Harbaugh, 1995-97
- 2 Mike Pagel, 1983, 85
- 2 Jack Trudeau, 1986, 89

CONSC. SEASONS 150+ COMPLETIONS

- 9 John Unitas, 1959-67
- 4 Jeff George, 1990-93
- 4 Peyton Manning, 1998-01
- 3 Bert Jones, 1975-77
- 3 Jim Harbaugh, 1995-97

HIGHEST PERCENTAGE (CAREER-1000 ATT)

- 61.0 Peyton Manning, 1998-01
- 60.7 Jim Harbaugh, 1994-97
- 57.0 Jeff George, 1990-93
- 56.1 Bert Jones, 1973-81
- 54.7 John Unitas, 1956-72

HIGHEST PERCENTAGE (GAME-15 ATT)

- 85.0 John Unitas at Atl, Nov. 12, 1967 (17-20)
- 84.2 John Unitas vs. Mia, Dec. 11, 1971 (16-19)
- 81.8 Jim Harbaugh at Buf, Oct. 16, 1994 (18-22)
- 80.0 Paul Justin vs. GB, Nov. 16, 1997 (24-30)
- 80.0 Peyton Manning vs. NE, Oct. 22, 2000 (16-20)
- 79.3 Peyton Manning vs. Buf, Sept. 23, 2001 (23-29)
- 79.2 Jim Harbaugh at T.B., Sept. 11, 1994 (19-24)
- 78.9 Jim Harbaugh vs. N.E., Sept. 7, 1997 (30-38)
- 78.6 Jeff George vs. Pit, Oct. 6, 1991 (22-28)
- 77.3 John Unitas vs. Min, Dec. 8, 1963 (17-22)

HIGHEST PERCENTAGE (ROOKIE-GAME-20 ATT)

- 75.0 John Unitas vs. LA Rams, Nov. 25, 1956 (18-24)
- 70.4 Peyton Manning at Atl, Dec. 6, 1998 (19-27)
- 68.2 George Shaw at LA Rams, Dec. 5, 1955 (15-22)
- 68.0 Mike Pagel at S.D., Dec. 26, 1982 (17-25)
- 67.7 Jeff George at Cin, Nov. 25, 1990 (21-31)

HIGHEST PERCENTAGE (SEASON-200 ATT)

- 63.7 Jim Harbaugh, 1995
- 62.7 Peyton Manning, 2001
- 62.5 Peyton Manning, 2000
- 62.1 Peyton Manning, 1999
- 61.9 Jim Harbaugh, 1994
- 61.2 Jim Harbaugh, 1997
- 60.4 Bert Jones, 1976
- 60.2 Jeff George, 1991
- 59.1 Greg Landry, 1979
- 59.0 Bert Jones, 1975

HIGHEST PERCENTAGE (ROOKIE-SEASON-100 ATT)

- 56.7 Peyton Manning, 1998
- 55.6 John Unitas, 1956
- 55.4 Chris Chandler, 1988
- 54.2 Jeff George, 1990
- 50.2 Mike Pagel, 1982
- 50.2 George Shaw, 1955

MOST YARDS (CAREER)

- 39768 John Unitas, 1956-72
- 17663 Bert Jones, 1973-81
- 16418 Peyton Manning, 1998-01
- 9647 Jack Trudeau, 1986-93
- 9551 Jeff George, 1990-93
- 8705 Jim Harbaugh, 1994-97
- 7474 Mike Pagel, 1982-85
- 5666 Earl Morrall, 1968-71
- 3471 Marty Domres, 1972-75
- 3402 Greg Landry, 1979-81

MOST YARDS (SEASON)

- 4413 Peyton Manning, 2000
- 4135 Peyton Manning, 1999
- 4131 Peyton Manning, 2001
- 3739 Peyton Manning, 1998
- 3481 John Unitas, 1963
- 3428 John Unitas, 1967
- 3134 Bert Jones, 1980
- 3104 Bert Jones, 1976
- 3099 John Unitas, 1960
- 3094 Bert Jones, 1981

MOST YARDS (ROOKIE)

- 3739 Peyton Manning, 1998
- 2225 Jack Trudeau, 1986
- 2152 Jeff George, 1990
- 1619 Chris Chandler, 1988
- 1586 George Shaw, 1955

MOST YARDS (GAME)

- 440 Peyton Manning vs. Jax, Sept. 25, 2000
- 421 Peyton Manning vs. Buf, Sept. 23, 2001
- 404 Peyton Manning at S.D., Sept. 26, 1999
- 401 John Unitas vs. Atl, Sept. 17, 1967
- 397 John Unitas vs. Cle, Nov. 1, 1959
- 385 John Unitas vs. Min, Dec. 16, 1962
- 385 Bert Jones vs. NYJ, Dec. 15, 1974
- 376 John Unitas vs. Det, Nov. 10, 1963
- 376 John Unitas vs. NYJ, Sept. 24, 1972
- 376 Jeff George at Was, Nov. 7, 1993

MOST YARDS (ROOKIE-GAME)

- 359 Jack Trudeau at NYJ, Nov. 16, 1986
- 335 Peyton Manning at Balt, Nov. 29, 1998
- 335 Peyton Manning at Sea, Dec. 20, 1998
- 315 Jack Trudeau vs. N.O., Oct. 12, 1986
- 314 John Unitas at Det, Nov. 18, 1956

MOST SEASONS LEADING TEAM (YDS/TDS)

- 14 John Unitas, 1956-67, 69-70
- 6 Bert Jones, 1974-77, 80-81
- 4 Mike Pagel, 1982-85
- 4 Jeff George, 1990-93
- 4 Jim Harbaugh, 1994-97
- 4 Peyton Manning, 1998-01

MOST CONSC. SEASONS LEADING TEAM (YDS/TDS)

- 12 John Unitas, 1956-67
- 4 Bert Jones, 1974-77
- 4 Mike Pagel, 1982-85
- 4 Jeff George, 1990-93
- 4 Jim Harbaugh, 1994-97
- 4 Peyton Manning, 1998-01

MOST 2000+ SEASONS

- 13 John Unitas, 1957-67, 69-70
- 5 Bert Jones, 1975-77, 80-81
- 4 Peyton Manning, 1998-01
- 3 Jeff George, 1990-91, 93
- 3 Jim Harbaugh, 1995-97
- 2 Mike Pagel, 1983, 85
- 2 Jack Trudeau, 1986, 89

MOST CONSC. 2000+ SEASONS

- 11 John Unitas, 1957-67
- 4 Peyton Manning, 1998-01
- 3 Bert Jones, 1975-77
- 3 Jim Harbaugh, 1995-97
- 2 (3 times)

MOST 300+ GAMES (CAREER)

- 26 John Unitas, 1956-72
 16 Peyton Manning, 1998-01
 8 Bert Jones, 1973-81
 7 Jeff George, 1990-93
 5 Jack Trudeau, 1986-93
 2 Earl Morrall, 1968-71
 2 Jim Harbaugh, 1994-97
 1 Greg Landry, 1979-81
 1 Gary Hogeboom, 1986-88
 1 Paul Justin, 1995-97

MOST 300+ GAMES (SEASON)

- 5 Peyton Manning, 2000
 5 Peyton Manning, 2001
 4 John Unitas, 1960
 4 John Unitas, 1963
 4 Peyton Manning, 1998
 3 John Unitas, 1965
 3 John Unitas, 1967
 3 Jeff George, 1992
 2 (13 times) Last: Peyton Manning, 1999

MOST 300+ GAMES (ROOKIE)

- 4 Peyton Manning, 1998
 2 Jack Trudeau, 1986
 1 John Unitas, 1956

MOST CONSECUTIVE 300+ GAMES

- 3 John Unitas, G12-14, 1963
 2 John Unitas, G9-10, 1960
 2 John Unitas, G13-14, 1962
 2 John Unitas, G14-1966/G1-1967
 2 John Unitas, G5-6, 1969
 2 Peyton Manning, G2-3, 2000
 2 Peyton Manning, G10-11, 2001

MOST TOUCHDOWNS (CAREER)

- 287 John Unitas, 1956-72
 122 Bert Jones, 1973-81
 111 Peyton Manning, 1998-01
 49 Jim Harbaugh, 1994-97
 47 Earl Morrall, 1968-71
 41 Jack Trudeau, 1986-93
 41 Jeff George, 1990-93
 39 Mike Pagel, 1982-85
 22 Gary Hogeboom, 1986-88
 21 George Shaw, 1955-58
 21 Marty Domres, 1972-75

MOST TOUCHDOWNS (SEASON)

- 33 Peyton Manning, 2000
 32 John Unitas, 1959
 26 Earl Morrall, 1968
 26 Peyton Manning, 1998
 26 Peyton Manning, 1999
 26 Peyton Manning, 2001
 25 John Unitas, 1960
 24 John Unitas, 1957
 24 Bert Jones, 1976
 24 John Unitas, 1962
 23 John Unitas, 1965
 23 Bert Jones, 1980
 22 John Unitas, 1966
 21 Bert Jones, 1981

MOST TOUCHDOWNS (ROOKIE)

- 26 Peyton Manning, 1998
 16 Jeff George, 1990
 10 George Shaw, 1955
 9 John Unitas, 1956
 8 Jack Trudeau, 1986
 8 Chris Chandler, 1988

MOST TOUCHDOWNS (GAME)

- 5 Gary Cuozzo at Min, Nov. 4, 1965
 5 Gary Hogeboom at Buf, Oct. 4, 1987
 4 (27 times) Last: Peyton Manning vs. Buf, Sept. 23, 2001

MOST TOUCHDOWNS (ROOKIE-GAME)

- 3 John Unitas vs. LA Rams, Nov. 25, 1956
 3 Jeff George at Cin, Nov. 25, 1990

MOST TOUCHDOWNS (ROOKIE-GAME)*(Continued)*

- 3 Jeff George vs. Was, Dec. 22, 1990
 3 Peyton Manning at S.F., Oct. 18, 1998
 3 Peyton Manning vs. NYJ, Nov. 15, 1998
 3 Peyton Manning at Balt, Nov. 29, 1998
 3 Peyton Manning vs. Cin, Dec. 13, 1998
 2 (15 times) Last: Peyton Manning at Atl, Dec. 6, 1998

MOST GAMES WITH TOUCHDOWNS (CAREER)

- 144 John Unitas, 1956-72
 68 Bert Jones, 1973-81
 58 Peyton Manning, 1998-01
 31 Mike Pagel, 1982-85
 31 Jim Harbaugh, 1994-97
 30 Jack Trudeau, 1986-93

MOST GAMES WITH TOUCHDOWNS (SEASON)

- 15 Peyton Manning, 1998
 15 Peyton Manning, 2000
 14 Peyton Manning, 1999
 14 Peyton Manning, 2001
 13 Earl Morrall, 1968
 12 John Unitas, 1957, 59, 67
 12 Bert Jones, 1976, 80
 11 John Unitas, 1960
 11 Greg Landry, 1979
 11 Bert Jones, 1981
 11 Mike Pagel, 1985
 11 Jim Harbaugh, 1995
 10 (3 times)

MOST GAMES WITH TOUCHDOWNS (ROOKIE)

- 15 Peyton Manning, 1998
 9 Jeff George, 1990
 8 Chris Chandler, 1988
 7 George Shaw, 1955
 7 Jack Trudeau, 1986
 6 John Unitas, 1956

MOST CONSECUTIVE GAMES PASSING TDS

- 47 John Unitas, G10-1956/G10-1960
 27 Peyton Manning, G4-98/G14-99
 13 Peyton Manning, G1-13, 2000
 13 Peyton Manning, G15-16-2000/G11-2001
 11 John Unitas, G14-1966/G10-1967
 10 John Unitas, G1-8, 10-11, 1965
 10 Jim Harbaugh, G10-13, 15-16-1995/G14-1996
 9 Bert Jones, G2-10, 1980
 9 Bert Jones, G4-12, 1981
 8 John Unitas, G12-14-1963/G5-1964
 8 Earl Morrall, G1-8, 1968
 8 Jack Trudeau, G7-9, 11-15, 1989

MOST CONSECUTIVE GAMES PASSING TDS (ROOKIE)

- 13 Peyton Manning, G4-16, 1998
 4 Bert Jones, G1-4, 1973
 4 Jack Trudeau, G4-7, 1986
 4 Jeff George, G9-12, 1990
 3 (4 times) Last: Jeff George, G14-16, 1990

MOST CONSECUTIVE GAMES 2+ TD PASSES

- 12 John Unitas, G1-12, 1959
 7 John Unitas, G4-8, 10-11, 1965
 6 John Unitas, G5-10, 1960
 5 John Unitas, G1-5, 1957
 4 John Unitas, G1-4, 1964
 4 John Unitas, G14-1966/G3-1967
 4 Bert Jones, G6-9, 1975
 4 Peyton Manning, G1-4, 1999

HIGHEST TD PCT. (CAREER-1000 ATT)

- 5.62 John Unitas, 1956-72
 4.99 Peyton Manning, 1998-01
 4.95 Bert Jones, 1973-81
 3.98 Jim Harbaugh, 1994-97
 3.38 Mike Pagel, 1982-85

HIGHEST TD PCT. (SEASON-200 ATT)

- 8.72 John Unitas, 1959
 8.20 Earl Morrall, 1968
 8.16 John Unitas, 1965
 7.97 John Unitas, 1957
 7.22 John Unitas, 1958

HIGHEST TD PCT. (ROOKIE-SEASON-100 ATT)

- 4.79 Jeff George, 1990
 4.55 John Unitas, 1956
 4.52 Peyton Manning, 1998
 4.22 George Shaw, 1955
 3.70 Bert Jones, 1973

HIGHEST TD PCT. (GAME-20 ATT)

- 20.00 John Unitas at Atl, Nov. 12, 1967
 20.00 Gary Hogeboom at Buf, Oct. 4, 1987
 19.23 Gary Cuozzo at Min, Nov. 14, 1965
 19.05 John Unitas at Det, Dec. 20, 1957
 18.18 John Unitas at Min, Sept. 18, 1966

HIGHEST TD PCT. (ROOKIE-GAME-20 ATT)

- 12.50 John Unitas vs. LA Rams, Nov. 25, 1956
 11.54 Peyton Manning vs. Cin, Dec. 13, 1998
 10.00 Mike Pagel vs. Cin, Dec. 5, 1982
 10.00 Peyton Manning at S.F., Oct. 18, 1998
 9.68 Jeff George at Cin, Nov. 25, 1990

LONGEST PASSES

- 90+ Jones to Roger Carr vs. NYJ, Nov. 16, 1975
 89+ Unitas to John Mackey at LA Rams, Oct. 30, 1966
 89+ Jones to Roger Carr at Buf, Nov. 9, 1975
 88+ Unitas to Tom Matte vs. Atl, Sept. 17, 1967
 86+ Manning to Marcus Pollard at N.O., Nov. 18, 2001
 85+ Harbaugh to Marshall Faulk vs. Was, Oct. 23, 1994
 84+ Trudeau to Bill Brooks at S.F., Oct. 5, 1986
 84+ Morrall to Jimmy Orr at Atl, Sept. 22, 1968
 83+ Unitas to John Mackey at Min, Sept. 18, 1966
 82+ Shaw to Buddy Young at G.B., Oct. 8, 1955
 82+ Unitas to Lenny Moore at S.F., Dec. 8, 1957
 82+ Chandler to Clarence Verdin at LA Rams, Sept. 17, 1989

LONGEST PASSES (ROOKIE)

- 84+ Trudeau to Bill Brooks at S.F., Oct. 5, 1986
 82+ Shaw to Buddy Young at G.B., Oct. 8, 1955
 78+ Manning to Marshall Faulk vs. N.O., Sept. 27, 1998
 68+ George to Bill Brooks vs. N.E., Sept. 16, 1990
 66+ DeBello to Bert Rechichar at Phil, Nov. 15, 1953

HIGHEST AVG. PER ATTEMPT (CAREER-1000 ATT)

- 7.78 John Unitas, 1956-72
 7.38 Peyton Manning, 1998-01
 7.17 Bert Jones, 1973-81
 7.08 Jim Harbaugh, 1994-97
 6.48 Mike Pagel, 1982-85

HIGHEST AVG. PER ATTEMPT (SEASON-200 ATT)

- 9.26 John Unitas, 1964
 9.18 John Unitas, 1968
 9.05 Bert Jones, 1976
 7.85+ (8 times) Last: 8.20 Jim Harbaugh, 1995

**HIGHEST AVG. PER ATTEMPT
(ROOKIE-SEASON-100 ATT)**

- 5.57 John Unitas, 1956
- 6.95 Chris Chandler, 1988
- 6.69 George Shaw, 1955
- 5.50 Peyton Manning, 1998
- 6.44 Jeff George, 1990

**HIGHEST AVG. PER ATTEMPT
(GAME-20 ATT)**

- 18.50 John Unitas at Atl, Nov. 12, 1967
- 5.67 John Unitas vs. Det, Nov. 10, 1963
- 15.64 John Unitas vs. Min, Dec. 8, 1963
- 4.52 Peyton Manning vs. Buf, Sept. 23, 2001
- 12.00+ (9 times) Last: 13.40 Peyton Manning vs. NE, Oct. 22, 2000

**HIGHEST AVG. PER ATTEMPT
(ROOKIE-GAME-20 ATT)**

- 2.21 John Unitas vs. LA Rams, Nov. 25, 1956
- 11.32 Jeff George vs. NYJ, Nov. 18, 1990
- 0.47 John Unitas at Det, Nov. 18, 1956
- 7.00+ (13 times) Last: 8.59 Manning at Sea, Dec. 20, 1998

**HIGHEST AVG. PER COMP
(CAREER-1000 ATT)**

- 4.22 John Unitas, 1956-72
- 12.78 Bert Jones, 1973-81
- 12.73 Mike Pagel, 1982-85
- 12.10 Peyton Manning, 1998-01
- 11.88 Jack Trudeau, 1986-93

**HIGHEST AVG. PER COMP
(SEASON-200 ATT)**

- 17.87 John Unitas, 1964
- 6.31 John Unitas, 1960
- 15.98 Earl Morrall, 1968
- 5.43 John Unitas, 1965
- 5.02 John Unitas, 1959
- 15.00 Bert Jones, 1976

**HIGHEST AVG. PER COMP
(ROOKIE-SEASON-100 ATT)**

- 3.62 John Unitas, 1956
- 3.33 George Shaw, 1955
- 12.55 Chris Chandler, 1988
- 2.53 Bert Jones, 1973
- 11.89 Jeff George, 1990

**HIGHEST AVG. PER COMP
(GAME-20 ATT)**

- 22.25 John Unitas vs. S.F., Nov. 26, 1960
- 22.12 John Unitas vs. Det, Nov. 10, 1963
- 21.93 John Unitas vs. Chi, Oct. 2, 1960
- 11.86 Bert Jones at Buf, Nov. 9, 1975
- 21.85 John Unitas vs. Min, Oct. 1, 1961

**HIGHEST AVG. PER COMP
(ROOKIE-GAME-20 ATT)**

- 18.47 John Unitas at Det, Nov. 18, 1956
- 7.79 Jeff George vs. NYJ, Nov. 18, 1990
- 17.67 Jeff George at N.E., Nov. 11, 1990
- 16.67 George Shaw vs. S.F., Nov. 27, 1955
- 6.28 John Unitas vs. LA Rams, Nov. 25, 1956

MOST INTERCEPTIONS (CAREER)

- 66 John Unitas, 1956-72
- 97 Bert Jones, 1973-81
- 81 Peyton Manning, 1998-01
- 62 Jack Trudeau, 1986-93
- 47 Mike Pagel, 1982-85
- 56 Jeff George, 1990-93
- 40 Earl Morrall, 1968-71
- 31 George Shaw, 1955-58
- 1 Marly Domres, 1972-75
- 26 Jim Harbaugh, 1994-97

MOST INTERCEPTIONS (SEASON-200 ATT)

- 28 Peyton Manning, 1998
- 24 John Unitas, 1960
- 24 John Unitas, 1961
- 24 John Unitas, 1966

MOST INTERCEPTIONS (SEASON-200 ATT)

- (Continued)
- 23 John Unitas, 1962
 - 23 Peyton Manning, 2001
 - 21 Bill Troup, 1978
 - 21 Bert Jones, 1980
 - 20 John Unitas, 1969
 - 20 Bert Jones, 1981

**MOST INTERCEPTIONS
(ROOKIE-SEASON-100 ATT)**

- 28 Peyton Manning, 1998
- 19 George Shaw, 1955
- 18 Jack Trudeau, 1986
- 13 Jeff George, 1990
- 12 Bert Jones, 1973
- 12 Chris Chandler, 1988

MOST INTERCEPTIONS (GAME)

- 5 Fred Enke at G.B., Oct. 18, 1953
- 5 Fred Enke at Det, Nov. 17, 1953
- 5 John Unitas vs. S.F., Nov. 26, 1960
- 5 John Unitas at G.B., Oct. 8, 1961
- 5 John Unitas at Det, Nov. 20, 1966
- 5 John Unitas vs. Chi, Nov. 29, 1970
- 4 (15 times) Last: Peyton Manning vs. S.F., Nov. 25, 2001

**MOST INTERCEPTIONS
(ROOKIE-GAME)**

- 4 George Shaw vs. G.B., Oct. 29, 1955
- 4 Bert Jones vs. NYJ, Sept. 23, 1973
- 4 Bert Jones vs. N.O., Sept. 30, 1973
- 4 Jack Trudeau vs. N.E., Nov. 9, 1986
- 4 Jack Trudeau at NYJ, Nov. 16, 1986
- 4 Jeff George vs. N.E., Sept. 16, 1990
- 3 (8 times) Last: Peyton Manning vs. N.O., Sept. 27, 1998

**FEWEST INTERCEPTIONS
(SEASON-200 ATT)**

- 4 Jim Harbaugh, 1997 [309]
- 5 Jim Harbaugh, 1995 [314]
- 6 John Unitas, 1964 [305]
- 6 Marly Domres, 1972 [222]
- 6 Jack Trudeau, 1987 [229]
- 6 Jeff George, 1993 [407]
- 6 Jim Harbaugh, 1994 [202]
- 7 John Unitas, 1958 [263]
- 7 Mike Pagel, 1982 [221]

**FEWEST INTERCEPTIONS
(ROOKIE-SEASON-100 ATT)**

- 7 Mike Pagel, 1982 [221]
- 10 John Unitas, 1956 [198]
- 12 Bert Jones, 1973 [108]
- 12 Chris Chandler, 1988 [233]
- 13 Jeff George, 1990 [334]

**LOWEST INTERCEPTION PCT.
(CAREER-1000 ATT)**

- 2.1 Jim Harbaugh, 1994-97
- 3.0 Jeff George, 1990-93
- 3.6 Peyton Manning, 1998-01
- 3.9 Bert Jones, 1973-81
- 4.0 Jack Trudeau, 1986-93
- 4.1 Mike Pagel, 1982-85

**LOWEST INTERCEPTION PCT.
(SEASON-200 ATT)**

- 1.29 Jim Harbaugh, 1997
- 1.48 Jeff George, 1993
- 1.59 Jim Harbaugh, 1995
- 1.97 John Unitas, 1964
- 2.33 Bert Jones, 1975

**LOWEST INTERCEPTION PCT.
(ROOKIE-SEASON-100 ATT)**

- 3.17 Mike Pagel, 1982
- 3.89 Jeff George, 1990
- 4.32 Jack Trudeau, 1986
- 4.87 Peyton Manning, 1998
- 5.05 John Unitas, 1956

**MOST CONSEC. PASSES WITHOUT
INTERCEPTION (CAREER)**

- 202 Jeff George, G10-16, 1993
- 179 Jim Harbaugh, G3-9, 1996
- 179 Jim Harbaugh, G6-7, 12-16, 1997
- 155 Paul Justin, G13-1995/G4-1997
- 132 John Unitas, G8-13, 1964
- 132 Bert Jones, G2-8, 1977
- 128 Marly Domres, G5-11, 1972
- 115 Bert Jones, G9-14, 1975

HIGHEST RATING (CAREER-1000 ATT)

- 86.6 Jim Harbaugh, 1994-97
- 85.1 Peyton Manning, 1998-01
- 79.1 Bert Jones, 1973-81
- 78.8 John Unitas, 1956-72
- 72.1 Jeff George, 1990-93

HIGHEST RATING (SEASON-200 ATT)

- 102.5 Bert Jones, 1976
- 100.7 Jim Harbaugh, 1995
- 97.4 John Unitas, 1965
- 96.4 John Unitas, 1964
- 94.7 Peyton Manning, 2000
- 93.2 Earl Morrall, 1968
- 92.0 John Unitas, 1959
- 90.7 Peyton Manning, 1999
- 90.0 John Unitas, 1958
- 90.0 John Unitas, 1963

**HIGHEST RATING
(ROOKIE-SEASON-100 ATT)**

- 74.0 John Unitas, 1956
- 73.8 Jeff George, 1990
- 71.2 Peyton Manning, 1998
- 67.2 Chris Chandler, 1988
- 62.4 Mike Pagel, 1982

RECEIVING

MOST RECEPTIONS (CAREER)

- 631 Raymond Berry, 1955-67
- 522 Marvin Harrison, 1996-01
- 411 Bill Brooks, 1986-92
- 363 Lenny Moore, 1956-67
- 333 Don McCauley, 1971-81
- 320 John Mackey, 1963-71
- 303 Jimmy Orr, 1961-70
- 298 Lydell Mitchell, 1972-77
- 297 Marshall Faulk, 1994-98
- 254 Roger Carr, 1974-81

MOST RECEPTIONS (SEASON)

- 115 Marvin Harrison, 1999
- 109 Marvin Harrison, 2001
- 102 Marvin Harrison, 2000
- 86 Marshall Faulk, 1998
- 85 Reggie Langhorne, 1993
- 82 Joe Washington, 1979
- 75 Raymond Berry, 1961
- 74 Raymond Berry, 1960
- 73 Marvin Harrison, 1997
- 72 Lydell Mitchell, 1974
- 72 Bill Brooks, 1991

MOST RECEPTIONS (ROOKIE)

- 65 Bill Brooks, 1986
- 64 Marvin Harrison, 1996
- 62 Edgerin James, 1999
- 52 Andre Rison, 1989
- 52 Marshall Faulk, 1994
- 50 Randy McMillan, 1981
- 50 Jerome Pathon, 1998

MOST RECEPTIONS (GAME)

- 14 Marvin Harrison at Cle, Dec. 26, 1999
- 13 Lydell Mitchell vs. NYJ, Dec. 15, 1974
- 13 Joe Washington at K.C., Sept. 2, 1979
- 13 Marvin Harrison at S.D., Sept. 26, 1999
- 13 Marvin Harrison at NE, Oct. 22, 2000
- 12 Raymond Berry at Was, Nov. 10, 1957
- 12 Lydell Mitchell vs. NYJ, Nov. 28, 1976

MOST RECEPTIONS (GAME)*(Continued)*

- 12 Reggie Langhorne at Was, Nov. 7, 1993
 12 Marvin Harrison vs. Min, Dec. 24, 2000
 12 Marvin Harrison vs. NYJ, Dec. 23, 2001
 11 (10 times)

MOST RECEPTIONS (GAME) (ROOKIE)

- 11 Randy McMillan vs. NYJ, Nov. 8, 1981
 9 Randy McMillan at Mia, Nov. 1, 1981
 9 Bill Brooks at NYJ, Nov. 16, 1986
 8 Sean Dawkins vs. Dal, Oct. 10, 1993
 8 Marshall Faulk vs. Was, Oct. 23, 1994
 7 (12 times) Last: Edgerrin James vs. NYJ, Nov. 28, 1999

MOST CONS. GAMES WITH RECEPTION

- 92 Marvin Harrison, G1-1996/G16-2001
 77 Marshall Faulk, G1-1994/G16-1998
 62 Jessie Hester, G3-1990/G16-1993
 58 Jimmy Orr, G12-1961/G3-1963/G6-1963/G13-1965
 45 Lenny Moore, G8-1957/G4-1961
 44 Raymond Berry, G1-1959/G12-1961, G1-8, 1962
 39 Bill Brooks, G8-1990/G16-1992
 38 Bill Brooks, G1-1986/G10-1988
 38 Edgerrin James, G1-1999/G1-6-2001
 35 Albert Bentley, G15-1988/G16-1990, G2-1991
 34 Sean Dawkins, G16-1993/G1-1996
 33 Matt Bouza, G13-1985/G2-1987, G6-1987/G1-1988

MOST GAMES WITH RECEPTIONS (CAREER)

- 142 Raymond Berry, 1955-67
 116 Lenny Moore, 1956-67
 113 Don McCauley, 1971-81
 111 John Mackey, 1963-71
 103 Bill Brooks, 1986-92
 96 Jimmy Orr, 1961-70
 96 Tom Matte, 1961-72
 92 Marvin Harrison, 1996-01
 88 Roger Carr, 1974-81
 83 Glenn Doughty, 1972-79
 79 Pat Beach, 1982-83, 85-91

MOST GAMES 10+ RECEPTIONS (CAREER)

- 11 Raymond Berry, 1955-67
 6 Marvin Harrison, 1996-01
 3 Don McCauley, 1971-81
 3 Lydell Mitchell, 1972-77
 3 Joe Washington, 1978-80
 3 Anthony Johnson, 1990-93
 1 Brooks/Dickey/Faulk/Hinton/Langhorne/McMillan/W.Richardson

MOST GAMES 10+ RECEPTIONS (SEASON)

- 3 Raymond Berry, 1960
 3 Joe Washington, 1979
 3 Marvin Harrison, 2000
 2 Raymond Berry, 1958
 2 Raymond Berry, 1959
 2 Lydell Mitchell, 1974
 2 Anthony Johnson, 1991
 2 Marvin Harrison, 1999

MOST SEASONS LEADING TEAM (*tied)

- 8 Raymond Berry, 1957-61, 64-66
 5 Marvin Harrison, 1996-97, 99-01
 4 Lydell Mitchell, 1974-77
 4 Bill Brooks, 1987-89, 91
 3 Tom Mitchell, 1971-72, 73*
 3 Marshall Faulk, 1994*, 95, 98

MOST CONSC. SEASONS LEADING TEAM (*tied)

- 5 Raymond Berry, 1957-61
 4 Lydell Mitchell, 1974-77
 3 Raymond Berry, 1964-66
 3 Tom Mitchell, 1971-72, 73*
 3 Bill Brooks, 1987-89
 3 Marvin Harrison, 1999-01

MOST SEASONS 50+ RECEPTIONS

- 7 Raymond Berry, 1958-62, 65-66
 6 Bill Brooks, 1986-92
 6 Marvin Harrison, 1996-01
 4 Lydell Mitchell, 1974-77
 4 Jessie Hester, 1990-93
 4 Sean Dawkins, 1994-97
 4 Marshall Faulk, 1994-96, 98
 2 Bentley/Langhorne/Mackey/McCauley/Washington
 1 (13 times) Last: Floyd Turner, 1994

CONSC. SEASONS 50+ RECEPTIONS

- 6 Bill Brooks, 1986-91
 6 Marvin Harrison, 1996-01
 5 Raymond Berry, 1958-62
 4 Lydell Mitchell, 1974-77
 4 Jessie Hester, 1990-93
 4 Sean Dawkins, 1994-97
 3 Marshall Faulk, 1994-96
 2 Raymond Berry, 1965-66
 2 John Mackey, 1966-67
 2 Joe Washington, 1979-80
 2 Albert Bentley, 1989-90
 2 Reggie Langhorne, 1992-93

MOST RECEPTIONS 2 PLAYERS (SEASON)

- 177 Harrison (115)/James (62), 1999
 165 Harrison (102)/James (63), 2000
 156 Harrison (109)/Pollard (47), 2001
 149 Langhorne (85)/Hester (64), 1993
 145 Faulk (86)/Harrison (59), 1998
 141 Harrison (73)/Dawkins (68), 1997

MOST RECEPTIONS 3 PLAYERS (SEASON)

- 219 Harrison (115)/James (62)/Wilkins (42), 1999
 215 Harrison (102)/James (63)/Pathon (50), 2000
 204 Langhorne (85)/Hester (64)/Johnson (55), 1993
 195 Faulk (86)/Harrison (59)/Pathon (50), 1998
 190 Harrison (109)/Pollard (47)/Wilkins (34)/Rhodes (34), 2001

TRIO OF 50+ SEASONAL RECEIVERS

- Brooks (63)/Rison (52)/Bentley (52), 1989
 Bentley (71)/Brooks (62)/Hester (54), 1990
 Langhorne (85)/Hester (64)/Johnson (55), 1993
 Turner (52)/Faulk (52)/Dawkins (51), 1994
 Harrison (64)/Faulk (56)/Dawkins (54), 1996
 Faulk (86)/Harrison (59)/Pathon (50), 1998
 Harrison (102)/James (63)/Pathon (50), 2000

MOST YARDS (CAREER)

- 9275 Raymond Berry, 1955-67
 7078 Marvin Harrison, 1996-01
 6039 Lenny Moore, 1956-67
 5859 Jimmy Orr, 1961-70
 5818 Bill Brooks, 1986-92
 5127 John Mackey, 1963-71
 4770 Roger Carr, 1974-81
 3684 Jim Mutscheller, 1954-61
 3547 Glenn Doughty, 1972-79
 3511 Sean Dawkins, 1993-97

MOST YARDS (SEASON)

- 1663 Marvin Harrison, 1999
 1524 Marvin Harrison, 2001
 1413 Marvin Harrison, 2000
 1298 Raymond Berry, 1960
 1131 Bill Brooks, 1986
 1112 Roger Carr, 1976
 1038 Reggie Langhorne, 1993
 974 Jimmy Orr, 1962
 959 Raymond Berry, 1959
 938 Lenny Moore, 1958

MOST YARDS (ROOKIE)

- 1131 Bill Brooks, 1986
 836 Marvin Harrison, 1996
 820 Andre Rison, 1989

MOST YARDS (ROOKIE) (Continued)

- 726 John Mackey, 1963
 635 Ken Dilger, 1995

MOST YARDS (GAME)

- 224 Raymond Berry at Was, Nov. 10, 1957
 210 Roger Carr at NYJ, Oct. 24, 1976
 203 Reggie Langhorne at Was, Nov. 7, 1993
 198 Roger Carr vs. Cin, Sept. 19, 1976
 196 Marvin Harrison at S.D., Sept. 26, 1999
 195 Raymond Berry at Dal, Oct. 30, 1960
 187 Roger Carr at N.E., Sept. 18, 1978
 186 Raymond Berry at Det, Oct. 23, 1960
 184 Willie Richardson at Phil, Sept. 24, 1967
 181 Lenny Moore at NYG, Nov. 9, 1958
 181 Raymond Berry vs. S.F., Nov. 26, 1960

MOST YARDS (ROOKIE-GAME)

- 177 Bill Brooks at NYJ, Nov. 16, 1986
 144 John Mackey vs. Min, Dec. 8, 1963
 135 Andre Rison vs. Cle, Dec. 10, 1989
 134 Ray Perkins at Atl, Nov. 12, 1967
 134 Eddie Hinton vs. Det, Dec. 7, 1969

MOST SEASONS LEADING TEAM

- 5 Jimmy Orr, 1962-65, 68
 5 Bill Brooks, 1986-89, 91
 5 Marvin Harrison, 1996-97, 99-01
 4 Raymond Berry, 1957, 59-61
 3 Roger Carr, 1976, 78, 80

MOST CONSC. SEASONS LEADING TEAM

- 4 Jimmy Orr, 1962-65
 4 Bill Brooks, 1986-89
 3 Marvin Harrison, 1999-01
 2 Jim Mutscheller, 1955-56
 2 Reggie Langhorne, 1992-93
 2 Sean Dawkins, 1994-95
 2 Marvin Harrison, 1996-97

MOST 100+ GAMES (CAREER)

- 27 Marvin Harrison, 1996-01
 24 Raymond Berry, 1955-67
 19 Lenny Moore, 1956-67
 18 Jimmy Orr, 1961-70
 10 Roger Carr, 1974-81
 9 Bill Brooks, 1986-92
 8 John Mackey, 1963-71
 6 Jim Mutscheller, 1954-61
 6 Glenn Doughty, 1972-79
 5 Willie Richardson, 1963-69, 71
 5 Sean Dawkins, 1993-97

MOST 100+ GAMES (SEASON)

- 9 Marvin Harrison, 1999
 8 Marvin Harrison, 2000
 7 Raymond Berry, 1960
 6 Marvin Harrison, 2001
 5 Lenny Moore, 1958
 4 Raymond Berry, 1959
 4 Lenny Moore, 1959
 4 Lenny Moore, 1960
 4 Jimmy Orr, 1962
 3 (11 times) Last: Marshall Faulk, 1998

MOST 100+ GAMES (ROOKIE)

- 3 Andre Rison, 1989
 2 Ray Perkins, 1967
 2 Bill Brooks, 1986
 2 Marvin Harrison, 1996
 1 Dawkins/Dilger/Hinton/Johnson/Mackey/Wilkins

MOST CONSC. 100+ GAMES (*ROOKIE)

- 6 Raymond Berry, G5-10, 1960
 4 Marvin Harrison, G12-15, 1999
 4 Marvin Harrison, G5-8, 2000
 3 Marvin Harrison, G1-3, 1999
 3 Marvin Harrison, G1-3, 2000
 2 Lenny Moore, G2-3, 1958
 2 Raymond Berry, G5-6, 1959
 2 Lenny Moore, G6-7, 1959

MOST CONSC. 100+ GAMES (*ROOKIE)

(Continued)

- 2 Lenny Moore, G9-10, 1960
- 2 Raymond Berry, G13-14, 1962
- 2 Raymond Berry, G13-14, 1963
- 2 Willie Richardson, G10-11, 1968
- 2 Jimmy Orr, G5-6, 1969
- 2 *Bill Brooks, G11-12, 1986
- 2 Bill Brooks, G4-5, 1989
- 2 Reggie Langhorne, G8-9, 1993
- 2 *Marvin Harrison, G14-15, 1996

MOST TOUCHDOWNS (CAREER)

- 68 Raymond Berry, 1955-67
- 62 Marvin Harrison, 1996-01
- 50 Jimmy Orr, 1961-70
- 48 Lenny Moore, 1956-67
- 40 Jim Mutscheller, 1954-61
- 38 John Mackey, 1963-71
- 29 Roger Carr, 1974-81
- 28 Bill Brooks, 1986-92
- 24 Willie Richardson, 1963-69, 71
- 24 Glenn Doughty, 1972-79
- 24 Ray Butler, 1980-85

MOST TOUCHDOWNS (SEASON)

- 15 Marvin Harrison, 2001
- 14 Raymond Berry, 1959
- 14 Marvin Harrison, 2000
- 12 Marvin Harrison, 1999
- 11 Jimmy Orr, 1962
- 11 Roger Carr, 1976
- 10 Raymond Berry, 1960
- 10 Jimmy Orr, 1965
- 9 Raymond Berry, 1958
- 9 Lenny Moore, 1960
- 9 John Mackey, 1966
- 9 Ray Butler, 1981

MOST TOUCHDOWNS (ROOKIE)

- 8 Bill Brooks, 1986
- 8 Marvin Harrison, 1996
- 7 John Mackey, 1963
- 4 Tom Mitchell, 1968
- 4 Andre Rison, 1989
- 4 Ken Dilger, 1995
- 4 Edgerin James, 1999
- 4 Terrence Wilkins, 1999

MOST TOUCHDOWNS (GAME)

- 3 Jim Mutscheller at GBM, Oct. 13, 1957
- 3 Raymond Berry at Dal, Oct. 30, 1960
- 3 Raymond Berry vs. G.B., Nov. 6, 1960
- 3 Lenny Moore vs. Min, Oct. 1, 1961
- 3 Jimmy Orr vs. Was, Dec. 8, 1962
- 3 Jimmy Orr vs. LA Rams, Oct. 4, 1964
- 3 Roger Carr vs. Cin, Sept. 19, 1976
- 3 Marvin Harrison at K.C., Dec. 15, 1996
- 3 Ken Dilger vs. Mia, Dec. 14, 1997
- 3 Marvin Harrison at S.F., Oct. 18, 1998
- 3 Marvin Harrison at N.E., Sept. 19, 1999
- 3 Marvin Harrison vs. Min, Dec. 24, 2000
- 3 Marvin Harrison vs. Buf, Sept. 23, 2001
- 3 Marvin Harrison vs. Mia, Nov. 11, 2001

MOST TOUCHDOWNS (ROOKIE-GAME)

- 3 Marvin Harrison at K.C., Dec. 15, 1996
- 2 John Mackey vs. Min, Dec. 8, 1963
- 2 Preston Pearson at LA Rams, Dec. 15, 1968
- 2 Marshall Johnson at NYJ, Oct. 26, 1975

MOST GAMES WITH TOUCHDOWNS (CAREER)

- 56 Raymond Berry, 1955-67
- 44 Marvin Harrison, 1996-01
- 39 Lenny Moore, 1956-67
- 37 Jimmy Orr, 1961-70
- 34 Jim Mutscheller, 1954-61
- 33 John Mackey, 1963-71
- 27 Bill Brooks, 1986-92
- 22 Roger Carr, 1974-81
- 21 Glenn Doughty, 1972-79
- 20 Ray Butler, 1980-85

MOST GAMES WITH TOUCHDOWNS (SEASON)

- 10 Raymond Berry, 1959
- 10 Marvin Harrison, 2000
- 9 Marvin Harrison, 2001
- 8 Marvin Harrison, 1999
- 7 Jim Mutscheller, 1955
- 7 Raymond Berry, 1958
- 7 Jim Mutscheller, 1958
- 7 Jimmy Orr, 1962
- 7 Raymond Berry, 1965
- 7 John Mackey, 1966
- 7 Willie Richardson, 1968
- 7 Roger Carr, 1976
- 7 Bill Brooks, 1986

MOST CONSC. GAMES RECEIVING TDS

- 7 Raymond Berry, G8-12:1959/G2-1960
- 5 Jim Mutscheller, G12-1956/G4-1957
- 5 Jim Mutscheller, G11-12:1958/G3-1959
- 5 Raymond Berry, G10-11:1958/G3-1959
- 5 Jimmy Orr, G12-14:1962/G2-1963
- 5 Raymond Berry, G5-9, 1965
- 4 (6 times) Last: Marvin Harrison, G2-5, 2000

MOST SEASONS LEADING TEAM (*tied)

- 6 Marvin Harrison, 1996-01
- 4 Raymond Berry, 1958-60, 64*
- 4 Glenn Doughty, 1973*, 74*, 75*, 77*
- 3 (8 times) Last: Matt Bouza, 1982*, 87, 88*

MOST CONSC. SEASONS LEADING TEAM (*tied)

- 6 Marvin Harrison, 1996-01
- 3 Glenn Doughty, 1973*, 74*, 75*
- 3 Raymond Berry, 1958-60
- 3 Jim Mutscheller 1955-57
- 3 Willie Richardson, 1967-68, 69*

LONGEST RECEPTIONS

- 90f Carr from Jones vs. NYJ, Nov. 16, 1975
- 89f Mackey from Unitas at LA Rams, Oct. 30, 1966
- 89f Carr from Jones at Buf, Nov. 9, 1975
- 88f Matte from Unitas vs. Atl, Sept. 17, 1967
- 86f Pollard from Manning at N.O., Nov. 18, 2001
- 85f Faulk from Harbaugh vs. Was, Oct. 23, 1994
- 84f Brooks from Trudeau at S.F., Oct. 5, 1986
- 84f Orr from Marroil at Atl, Sept. 22, 1968
- 83f Mackey from Unitas at Min, Sept. 18, 1966
- 82f Young from Show at G.B., Oct. 8, 1955
- 82f Moore from Unitas at S.F., Dec. 8, 1957
- 82f Verdin from Chandler at LA Rams, Sept. 17, 1989

LONGEST RECEPTIONS (ROOKIE)

- 85f Faulk from Jim Harbaugh vs. Wash, Oct. 23, 1994
- 84f Brooks from Jack Trudeau at S.F., Oct. 5, 1986
- 80f Wilkins from Payton Manning at Phil, Nov. 21, 1999
- 78f Womble from Garry Kerkorian vs. S.F., Nov. 28, 1954
- 74f Turner from Lamar McLan vs. Min, Dec. 16, 1962

HIGHEST AVERAGE (CAREER-100 REC)

- 19.3 Jimmy Orr, 1961-70
- 18.8 Roger Carr, 1974-81
- 17.1 Ray Butler, 1980-85
- 16.8 Jim Mutscheller, 1954-61
- 16.6 Lenny Moore, 1956-67
- 16.2 Glenn Doughty, 1972-79
- 15.3 Willie Richardson, 1963-69, 71
- 14.7 Raymond Berry, 1955-67

HIGHEST AVERAGE (CAREER-100 REC)

(Continued)

- 14.4 Jessie Hester, 1990-93
- 14.3 Raymond Chester, 1973-77

HIGHEST AVERAGE (SEASON-30 REC)

- 25.9 Roger Carr, 1976
- 21.7 Jimmy Orr, 1964
- 21.0 Roger Carr, 1978
- 20.8 Lenny Moore, 1960
- 20.7 John Mackey, 1963
- 20.4 John Mackey, 1964
- 18.9 Willie Richardson, 1968
- 18.8 Jimmy Orr, 1965
- 18.7 Lenny Moore, 1958
- 18.1 Ray Butler, 1981

HIGHEST AVERAGE (ROOKIE-30 REC)

- 20.7 John Mackey, 1963
- 17.4 Bill Brooks, 1986
- 16.9 Ray Butler, 1980
- 15.8 Andre Rison, 1989
- 15.1 Ken Dilger, 1995

HIGHEST AVERAGE (GAME-3 REC)

- 48.8 Raymond Berry at Dal, Oct. 30, 1960
- 42.0 Roger Carr at NYJ, Oct. 24, 1976
- 42.0 Marcus Pollard at N.O., Nov. 18, 2001
- 40.0 Torrance Small at Sea, Dec. 20, 1998
- 39.3 Lenny Moore vs. Chi, Oct. 4, 1958
- 36.3 Ray Butler vs. Mia, Sept. 27, 1981
- 36.3 Glenn Doughty at Det, Oct. 21, 1973
- 36.0 Bill Brooks vs. Den, Oct. 31, 1988
- 35.7 Lenny Moore vs. Min, Nov. 15, 1964
- 35.0 Lenny Moore vs. Chi, Oct. 2, 1960
- 35.0 Marshall Johnson at NYJ, Oct. 26, 1975

HIGHEST AVERAGE (ROOKIE-GAME-3 REC)

- 35.0 Marshall Johnson at NYJ, Oct. 26, 1975
- 28.8 John Mackey vs. Min, Dec. 8, 1963
- 28.3 Rayce Womble vs. S.F., Nov. 22, 1954
- 28.0 John Mackey at Min, Nov. 17, 1963
- 27.8 Terrence Wilkins at Phil, Nov. 21, 1999

MOST GAMES 25+ AVERAGE

- 11 Lenny Moore, 1956-67
- 9 Roger Carr, 1974-81
- 8 Jimmy Orr, 1961-70
- 8 John Mackey, 1963-71
- 5 Ray Butler, 1980-85
- 4 Willie Richardson, 1963-69, 71

PLAYS FROM SCRIMMAGE

MOST ATTEMPTS (CAREER)

- 1689 Lydell Mitchell, 1972-77
- 1686 Marshall Faulk, 1994-98
- 1451 Tom Matthe, 1961-72
- 1432 Lenny Moore, 1956-67
- 1396 Eric Dickerson, 1987-91
- 1154 Randy McMillan, 1981-86
- 1103 Don McCauley, 1971-81
- 1065 Alan Ameche, 1955-60
- 1056 Edgerin James, 1999-01
- 924 Curtis Dickey, 1980-85

MOST ATTEMPTS (SEASON)

- 450 Edgerin James, 2000
- 431 Edgerin James, 1999
- 424 Eric Dickerson, 1988
- 410 Marshall Faulk, 1998
- 372 Lydell Mitchell, 1977
- 366 Marshall Faulk, 1994
- 349 Lydell Mitchell, 1975
- 349 Lydell Mitchell, 1976
- 345 Marshall Faulk, 1995
- 344 Eric Dickerson, 1989

MOST ATTEMPTS (ROOKIE)

- 431 Edgerin James, 1999
- 366 Marshall Faulk, 1994
- 267 Dominic Rhodes, 2001
- 240 Alan Ameche, 1955
- 205 Roosevelt Potts, 1993

MOST ATTEMPTS (GAME)

- 42 Lydell Mitchell at NYJ, Oct. 20, 1974
- 39 Eric Dickerson vs. Buf, Dec. 18, 1988
- 39 Edgerrin James at Sea, Oct. 15, 2000
- 38 Dominic Rhodes at Buf, Nov. 4, 2001
- 37 Lydell Mitchell at Sea, Sept. 18, 1977
- 37 Edgerrin James at Mia, Dec. 17, 2000
- 36 Lydell Mitchell vs. Mia, Dec. 9, 1973
- 36 Lydell Mitchell vs. Mia, Dec. 14, 1975
- 36 Eric Dickerson vs. S.D., Nov. 8, 1987
- 36 Marshall Faulk at N.E., Sept. 13, 1998
- 36 Edgerrin James vs. NYJ, Nov. 12, 2000

MOST ATTEMPTS (ROOKIE-GAME)

- 38 Dominic Rhodes at Buf, Nov. 4, 2001
- 34 Edgerrin James vs. Dal, Oct. 31, 1999
- 33 Rodney Culver at N.E., Dec. 6, 1992
- 33 Edgerrin James at N.E., Sept. 19, 1999
- 33 Dominic Rhodes vs. S.F., Nov. 25, 2001
- 33 Dominic Rhodes vs. Den, Jan. 6, 2002
- 32 Dominic Rhodes vs. Atl, Dec. 6, 2001

MOST SEASONS 200+ ATTEMPTS

- 5 Lydell Mitchell, 1973-77
- 5 Marshall Faulk, 1994-98
- 4 Eric Dickerson, 1987-89, 91
- 3 Tom Matte, 1968-69, 71
- 3 Curtis Dickey, 1980-81, 83
- 3 Randy McMillan, 1983, 85-86

CONSC. SEASONS 200+ ATTEMPTS

- 5 Lydell Mitchell, 1973-77
- 5 Marshall Faulk, 1994-98
- 3 Eric Dickerson, 1987-89
- 2 Ameche/Dickey/James/Matte/McMillan/Washington

MOST YARDS (CAREER)

- 11213 Lenny Moore, 1956-67
- 9275 Raymond Berry, 1955-67
- 8124 Marshall Faulk, 1994-98
- 8010 Lydell Mitchell, 1972-77
- 7515 Tom Matte, 1961-72
- 7085 Marvin Harrison, 1996-01
- 6276 Eric Dickerson, 1987-91
- 5894 Bill Brooks, 1986-92
- 5873 Jimmy Orr, 1961-70
- 5653 Don McCauley, 1971-81

MOST YARDS (SEASON)

- 2303 Edgerrin James, 2000
- 2227 Marshall Faulk, 1998
- 2139 Edgerrin James, 1999
- 2036 Eric Dickerson, 1988
- 1804 Marshall Faulk, 1994
- 1779 Lydell Mitchell, 1977
- 1755 Lydell Mitchell, 1976
- 1737 Lydell Mitchell, 1975
- 1634 Joe Washington, 1979
- 1605 Curtis Dickey, 1983
- 1553 Marshall Faulk, 1995
- 1536 Lenny Moore, 1958
- 1527 Marvin Harrison, 2001

MOST YARDS (ROOKIE)

- 2139 Edgerrin James, 1999
- 1804 Marshall Faulk, 1994
- 1328 Dominic Rhodes, 2001
- 1136 Bill Brooks, 1986
- 1102 Alan Ameche, 1955
- 1063 Randy McMillan, 1981
- 1004 Curtis Dickey, 1980

MOST YARDS (GAME)

- 267 Marshall Faulk at Balt, Nov. 29, 1998
- 240 Anthony Johnson vs. N.E., Nov. 15, 1992
- 229 Eric Dickerson vs. T.B., Dec. 27, 1987
- 228 Edgerrin James at Sea, Oct. 15, 2000
- 224 Raymond Berry at Was, Nov. 10, 1957
- 222 Marshall Faulk vs. St. L. Rams, Oct. 1, 1995
- 220 Marshall Faulk at NYJ, Dec. 7, 1997
- 219 Lydell Mitchell vs. K.C., Nov. 30, 1975

MOST YARDS (GAME) (Continued)

- 217 Lenny Moore vs. Phil, Nov. 21, 1965
- 216 Alan Ameche vs. LA Rams, Nov. 25, 1956
- 216 Lydell Mitchell at S.D., Nov. 7, 1976
- 213 Marshall Faulk vs. Was, Oct. 23, 1994
- 212 Lenny Moore vs. G.B., Oct. 28, 1956
- 210 Lenny Moore vs. Chi, Oct. 29, 1961
- 210 Roger Carr at NYJ, Oct. 24, 1976
- 209 Edgerrin James vs. Dal, Oct. 31, 1999
- 208 Lenny Moore at NYG, Nov. 9, 1958
- 207 Eric Dickerson vs. Hou, Sept. 4, 1988
- 207 Edgerrin James vs. Min, Dec. 24, 2000
- 203 Reggie Langhorne at Was, Oct. 7, 1993
- 202 George Wansley vs. Det, Sept. 22, 1985
- 200 Marvin Harrison at S.D., Sept. 26, 1999

MOST YARDS (ROOKIE-GAME)

- 213 Marshall Faulk vs. Was, Oct. 23, 1994
- 212 Lenny Moore vs. G.B., Oct. 28, 1956
- 209 Edgerrin James vs. Dal, Oct. 31, 1999
- 199 Edgerrin James vs. K.C., Nov. 7, 1999
- 199 Edgerrin James at Phil, Nov. 21, 1999
- 194 Alan Ameche vs. Chi, Sept. 25, 1955

MOST 1000+ SEASONS

- 6 Lenny Moore, 1957-61, 64
- 5 Lydell Mitchell, 1973-77
- 5 Marshall Faulk, 1994-98
- 3 Tom Matte, 1963, 67, 69
- 3 Curtis Dickey, 1980-81, 83
- 3 Eric Dickerson, 1987-89
- 2 Ameche/Bentley/Harrison/James/Washington
- 1 Berry/Brooks/Carr/A.Johnson/Langhorne/McMillan/Rhodes

MOST CONSC. 1000+ SEASONS

- 5 Lenny Moore, 1957-61
- 5 Lydell Mitchell, 1973-77
- 5 Marshall Faulk, 1994-98
- 3 Eric Dickerson, 1987-89
- 2 Alan Ameche, 1955-56
- 2 Joe Washington, 1978-79
- 2 Curtis Dickey, 1980-81
- 2 Marvin Harrison, 1999-00
- 2 Edgerrin James, 1999-00

MOST 100+ GAMES (CAREER)

- 47 Lenny Moore, 1956-67
- 47 Lydell Mitchell, 1972-77
- 38 Marshall Faulk, 1994-98
- 32 Edgerrin James, 1999-01
- 29 Eric Dickerson, 1987-91
- 27 Marvin Harrison, 1996-01
- 24 Raymond Berry, 1955-67
- 22 Tom Matte, 1961-72
- 18 Jimmy Orr, 1961-70
- 18 Curtis Dickey, 1980-85
- 16 Joe Washington, 1978-80
- 12 Albert Bentley, 1985-92

MOST 100+ GAMES (SEASON)

- 15 Edgerrin James, 2000
- 13 Marshall Faulk, 1998
- 12 Edgerrin James, 1999
- 11 Lydell Mitchell, 1976
- 11 Lydell Mitchell, 1977
- 10 Lydell Mitchell, 1975
- 10 Eric Dickerson, 1988
- 9 Marshall Faulk, 1994
- 9 Marvin Harrison, 1999
- 8 Lenny Moore, 1958
- 8 Tom Matte, 1969
- 8 Marvin Harrison, 2000

MOST 100+ GAMES (ROOKIE)

- 12 Edgerrin James, 1999
- 9 Marshall Faulk, 1994
- 5 Dominic Rhodes, 2001
- 4 Randy McMillan, 1981
- 3 Ameche/Dickey/Lorick/Potts/Rison
- 2 Brooks/Culver/Harrison/Moore/Perkins/Vessels

MOST CONSC. 100+ GAMES

- 16 Lydell Mitchell, G8-14-1975/G1-9-1976
- 12 Edgerrin James, G7-12, 2000
- 9 Marshall Faulk, G6-14, 1998
- 9 Edgerrin James, G7-15, 1999
- 7 Tom Matte, G5-11, 1969
- 6 Raymond Berry, G5-10, 1960
- 5 Eric Dickerson, G14-16-1988/G1-2-1989
- 5 Marshall Faulk, G14-16-1997/G1-2-1998
- 5 Edgerrin James, G14-16-2000/G1-2-2001
- 4 Dickerson (2)/Dickey/Faulk/Harrison/Mitchell (2)/Moore (2)

MOST CONSC. 100+ GAMES (ROOKIE)

- 9 Edgerrin James, G7-15, 1999
- 3 Marshall Faulk, G8-10, 1994
- 3 Tony Lorick, G7-9, 1960
- 2 Ameche/Brooks/Harrison/McMillan/Moore/Rhodes

MOST 150+ GAMES (CAREER)

- 16 Lenny Moore, 1956-67
- 14 Edgerrin James, 1999-01
- 13 Marshall Faulk, 1994-98
- 12 Eric Dickerson, 1987-91
- 11 Lydell Mitchell, 1972-77
- 8 Raymond Berry, 1955-67
- 6 Albert Bentley, 1985-91
- 6 Marvin Harrison, 1996-01
- 4 Jimmy Orr, 1961-70
- 4 Tom Matte, 1961-72
- 3 Ameche/Carr/Dickey/Rhodes/Washington

MOST 150+ GAMES (SEASON)

- 7 Edgerrin James, 2000
- 6 Marshall Faulk, 1998
- 5 Lenny Moore, 1958
- 5 Eric Dickerson, 1988
- 4 Eric Dickerson, 1989
- 4 Edgerrin James, 1999
- 3 Raymond Berry, 1960
- 3 Lydell Mitchell, 1975-77
- 3 Joe Washington, 1979
- 3 Albert Bentley, 1987
- 3 Marshall Faulk, 1994
- 3 Edgerrin James, 2001
- 3 Dominic Rhodes, 2001

MOST 150+ GAMES (ROOKIE)

- 4 Edgerrin James, 1999
- 3 Marshall Faulk, 1994
- 3 Dominic Rhodes, 2001
- 2 Alan Ameche, 1955
- 1 Brooks/McMillan/Moore

MOST 1500+ SEASONS

- 4 Marshall Faulk, 1994-95, 97-98
- 3 Lydell Mitchell, 1975-77
- 2 Eric Dickerson, 1988-89
- 2 Edgerrin James, 1999-00
- 2 Marvin Harrison, 1999, 01
- 1 Lenny Moore, 1958
- 1 Joe Washington, 1979
- 1 Curtis Dickey, 1983

PCT. OF NET YARDAGE SEASONAL LEADERS

- 43.5 Marshall Faulk, 1998 (2227-5116)
- 41.8 Eric Dickerson, 1988 (2036-4870)
- 40.9 Marshall Faulk, 1994 (1804-4413)
- 38.8 Lydell Mitchell, 1977 (1779-4588)
- 38.6 Lydell Mitchell, 1975 (1737-4498)
- 37.5 Edgerrin James, 2000 (2303-6141)
- 37.4 Edgerrin James, 1999 (2139-5726)
- 33.9 Lydell Mitchell, 1974 (1301-3843)
- 33.8 Lenny Moore, 1958 (1536-4539)
- 33.7 Joe Washington, 1979 (1634-4846)
- 33.7 Lydell Mitchell, 1976 (1755-5236)
- 32.5 Joe Washington, 1978 (1333-4107)
- 32.0 Curtis Dickey, 1983 (1605-5018)
- 30.0+ (8 other times)

INTERCEPTIONS

MOST (CAREER)

- 57 Bobby Boyd, 1960-68
- 37 Don Shinnick, 1957-68
- 34 Jerry Logan, 1963-72
- 34 Eugene Daniel, 1984-96
- 32 Andy Nelson, 1957-63
- 31 Rick Volk, 1967-75
- 27 Milt Davis, 1957-60
- 27 Mike Prior, 1987-92
- 25 Stan White, 1972-79
- 24 Bert Rechichar, 1953-59

MOST (SEASON)

- 11 Tom Keane, 1953
- 10 Milt Davis, 1957
- 10 lyle Blackwood, 1977
- 9 Bobby Boyd, 1964
- 9 Bobby Boyd, 1965
- 8 Andy Nelson, 1958
- 8 Ray Brown, 1958
- 8 Bobby Boyd, 1968
- 8 Charlie Stukes, 1971
- 8 Stan White, 1975
- 8 Eugene Daniel, 1985
- 8 Ray Buchanan, 1994

MOST (ROOKIE)

- 10 Milt Davis, 1957
- 8 Ray Brown, 1958
- 7 Bobby Boyd, 1960
- 6 Rick Volk, 1967
- 6 Eugene Daniel, 1984

MOST (GAME)

- 3 Bert Rechichar vs. Chi, Sept. 27, 1953
- 3 Tom Keane at Phil, Nov. 15, 1953
- 3 Tom Keane at LA Rams, Dec. 4, 1954
- 3 Gary Glick at Was, Nov. 26, 1961
- 3 Jerry Logan at NYJ, Oct. 18, 1970
- 3 Jackie Wallace at N.E., Sept. 12, 1976
- 3 lyle Blackwood vs. NYJ, Nov. 20, 1977
- 3 Eugene Daniel vs. G.B., Oct. 27, 1985
- 3 Leonard Coleman vs. N.O., Oct. 12, 1986
- 3 Mike Prior vs. Pho, Dec. 20, 1992

MOST (ROOKIE-GAME)

- 2 (14 times) Most: Milt Davis (3)/Ray Brown (3)/Bobby Boyd (2)/Last: Bryant Jones vs. NYJ, Oct. 11, 1987

MOST GAMES INTERCEPTIONS (CAREER)

- 48 Bobby Boyd, 1960-68
- 31 Jerry Logan, 1963-72
- 30 Eugene Daniel, 1984-96
- 29 Rick Volk, 1967-75
- 28 Don Shinnick, 1957-68
- 26 Andy Nelson, 1957-63
- 24 Mike Prior, 1987-92
- 21 Bert Rechichar, 1953-59
- 21 Milt Davis, 1957-60
- 20 Stan White, 1972-79

MOST GAMES INTERCEPTIONS (SEASON)

- 8 Bobby Boyd, 1964
- 7 Tom Keane, 1953
- 7 Milt Davis, 1957
- 7 Bobby Boyd, 1962, 65
- 7 Ray Buchanan, 1994
- 6 (Many times) Last: Mike Prior, 1992

MOST GAMES INTERCEPTIONS (ROOKIE)

- 7 Milt Davis, 1957
- 6 Eugene Daniel, 1984
- 5 Ray Brown, 1958
- 5 Bobby Boyd, 1960
- 5 Rick Volk, 1967

MOST CONSC. GAMES INTERCEPTIONS (CAREER)

- 5 Ray Buchanan, G10-14, 1994
- 4 Carl Taseff, G8-11, 1958
- 4 Don Shinnick, G11-12-1959/G1-2-1960
- 4 Charlie Stukes, G2-5, 1971
- 3 (24 times) Last: Ray Buchanan, G12-14, 1994

MOST CONSC. GAMES INTERCEPTIONS (ROOKIE)

- 3 Milt Davis, G1-3, 1957
- 3 Don Shinnick, G1-3, 1957
- 3 Eugene Daniel, G13-15, 1984
- 2 (Many times) Last: Jason Belsler, G11-12, 1992

MOST GAMES 2+ INTERCEPTIONS (CAREER)

- 9 Bobby Boyd, 1960-68
- 9 Don Shinnick, 1957-68
- 6 Milt Davis, 1957-60
- 6 Andy Nelson, 1957-63
- 5 Stan White, 1972-79
- 4 Tom Keane, 1953-54
- 4 Charlie Stukes, 1967-72
- 3 Blackwood/Brown/Daniel/Thompson

MOST GAMES 2+ INTERCEPTIONS (ROOKIE)

- 3 Milt Davis, 1957
- 3 Ray Brown, 1958
- 2 Bobby Boyd, 1960
- 1 Brazziel/Daniel/Eggers/Jones/Nelson/Volk

MOST YARDS RETURNED (CAREER)

- 994 Bobby Boyd, 1960-68
- 518 Rick Volk, 1967-75
- 418 Eugene Daniel, 1984-96
- 410 Milt Davis, 1957-60
- 397 Jerry Logan, 1963-72
- 379 Bruce Laird, 1972-81
- 372 lyle Blackwood, 1977-80
- 365 Andy Nelson, 1957-63
- 351 Mike Prior, 1987-92
- 348 Stan White, 1972-79

MOST YARDS RETURNED (SEASON)

- 225 Keith Taylor, 1989
- 221 Ray Buchanan, 1994
- 219 Milt Davis, 1957
- 199 Andy Nelson, 1958
- 185 Bobby Boyd, 1964
- 163 Bobby Boyd, 1962
- 163 lyle Blackwood, 1977
- 160 Bobby Boyd, 1968
- 154 Rick Volk, 1968
- 149 Ray Brown, 1958

MOST YARDS RETURNED (ROOKIE)

- 219 Milt Davis, 1957
- 149 Ray Brown, 1958
- 145 Rick Volk, 1967
- 132 Bobby Boyd, 1960
- 94 James Burroughs, 1982

MOST YARDS RETURNED (GAME)

- *ROOKIE
- 121 *Milt Davis at Chi, Nov. 17, 1957
- 116 Andy Nelson vs. G.B., Nov. 2, 1958
- 113 Ray Buchanan at N.E., Dec. 11, 1994
- 97 Eugene Daniel vs. NYJ, Oct. 29, 1995
- 94 *Rick Volk at Chi, Oct. 8, 1967
- 94 *James Burroughs at Min, Dec. 12, 1982
- 90 Rick Volk at S.F., Oct. 13, 1968
- 90 *Steve Emtman at Mia, Oct. 25, 1992
- 84 *Bobby Boyd vs. Det, Dec. 4, 1960
- 82 Keith Taylor vs. Buf, Oct. 8, 1989

HIGHEST RETURN AVERAGE (CAREER-12 INT)

- 22.5 Jason Belsler, 1992-00
- 22.2 Ray Buchanan, 1993-94
- 19.9 Bruce Laird, 1972-81
- 19.6 lyle Blackwood, 1977-80
- 18.3 Ray Brown, 1958-60
- 17.4 Bobby Boyd, 1960-68
- 16.7 Rick Volk, 1967-75
- 15.2 Milt Davis, 1957-60
- 14.0 Don Shula, 1953-56
- 13.9 Stan White, 1972-79

HIGHEST RETURN AVERAGE (SEASON-3 INT)

- 47.3 Eugene Daniel, 1995
- 36.5 lyle Blackwood, 1978
- 32.1 Keith Taylor, 1989
- 31.5 Jackie Wallace, 1975
- 27.6 Ray Buchanan, 1994
- 25.7 Wendell Harris, 1965
- 25.7 Rick Volk, 1968
- 24.9 Andy Nelson, 1958
- 24.8 Bill Pellington, 1959
- 24.2 Bobby Boyd, 1967
- 24.2 Rick Volk, 1967

HIGHEST RETURN AVERAGE (ROOKIE-3 INT)

- 24.2 Rick Volk, 1967
- 21.9 Milt Davis, 1957
- 18.9 Bobby Boyd, 1960
- 18.6 Ray Brown, 1958
- 12.3 Tom Maxwell, 1969
- 12.3 Larry Brazziel, 1999

HIGHEST RETURN AVG (GAME-2 INT) *ROOKIE

- 60.5 *Milt Davis at Chi, Nov. 17, 1957
- 58.0 Andy Nelson vs. G.B., Nov. 2, 1958
- 56.5 Ray Buchanan at N.E., Dec. 11, 1994
- 42.0 *Bobby Boyd vs. Det, Dec. 4, 1960
- 41.0 Keith Taylor vs. Buf, Oct. 8, 1989
- 39.5 *Milt Davis at S.F., Dec. 8, 1957
- 31.5 Wendell Harris vs. Det, Oct. 10, 1965
- 27.5 *Ray Brown vs. Chi, Oct. 4, 1958
- 27.5 Bobby Boyd vs. Atl, Dec. 1, 1968

LONGEST RETURN (*ROOKIE)

- 97ft Eugene Daniel vs. NYJ, Oct. 29, 1995
- 94ft *Rick Volk at Chi, Oct. 8, 1967
- 94ft *James Burroughs at Min, Dec. 12, 1982
- 90 Rick Volk at S.F., Oct. 13, 1968
- 90ft *Steve Emtman at Mia, Oct. 25, 1992
- 90ft Ray Buchanan at N.E., Dec. 11, 1994
- 80 John Holt vs. S.D., Nov. 30, 1986
- 80ft Keith Taylor vs. Buf, Oct. 8, 1989
- 79ft lyle Blackwood at St.L, Oct. 8, 1978
- 77 Keith Taylor vs. Cle, Dec. 10, 1989
- 75 *Milt Davis at S.F., Dec. 8, 1957

MOST TOUCHDOWNS (CAREER)

- 5 Jerry Logan, 1963-72
- 4 Bobby Boyd, 1960-68
- 3 Milt Davis, 1957-60
- 3 Andy Nelson, 1957-63
- 3 Ray Buchanan, 1993-94
- 3 Eugene Daniel, 1984-96
- 3 Jason Belsler, 1992-00
- 2 Blackwood/Burris/Curtis/Haymond/lyles/Wallace/White

MOST TOUCHDOWNS (SEASON)

- *ROOKIE
- 3 Ray Buchanan, 1994
- 2 *Milt Davis, 1957
- 2 Jerry Logan, 1965, 70
- 2 Jackie Wallace, 1975
- 2 lyle Blackwood, 1978
- 2 Jason Belsler, 1996

*ROOKIES with 1
[Brazziel/Burroughs/Emtman/Volk]

CONSC. GAMES WITH TOUCHDOWNS

- 2 Ray Buchanan, G13-14, 1994

PUNTING

MOST (CAREER)

- 985 Rohn Stark, 1982-94
- 838 David Lee, 1966-78
- 277 Chris Gardocki, 1995-98
- 232 Tom Gilburg, 1961-65
- 191 Hunter Smith, 1999-01
- 119 Cotton Davidson, 1954, 57
- 99 Bucky Dilts, 1979
- 95 Ray Brown, 1958-60
- 82 Mike Bragg, 1980

MOST (SEASON)

- 99 Bucky Dilts, 1979
- 98 Rohn Stark, 1984
- 92 David Lee, 1978
- 91 Rohn Stark, 1983
- 86 David Lee, 1975
- 83 Rohn Stark, 1992, 93
- 82 David Lee, 1977
- 82 Mike Bragg, 1980
- 82 Rohn Stark, 1991

MOST (ROOKIE)

- 72 Cotton Davidson, 1954
- 58 Hunter Smith, 1999
- 54 Ray Brown, 1958
- 51 Dave Sherer, 1959
- 49 David Lee, 1966

MOST (GAME)

- 12 David Lee at NYJ, Sept. 25, 1977
- 12 Chris Gardocki at Buf, Oct. 6, 1996
- 11 Cotton Davidson at Chi, Oct. 10, 1954
- 11 Joe Don Looney at S.F., Nov. 29, 1964
- 11 David Lee at Mia, Nov. 11, 1973
- 11 David Lee at N.E., Oct. 19, 1975
- 10 Ray Brown at S.F., Dec. 18, 1960
- 10 David Lee at Buf, Dec. 1, 1974
- 10 David Lee at NYG, Dec. 7, 1975
- 10 Bucky Dilts at K.C., Sept. 2, 1979
- 10 Rohn Stark at Den, Dec. 11, 1983
- 10 Rohn Stark at LA Raid, Nov. 25, 1984
- 10 Rohn Stark at N.E., Oct. 2, 1988
- 10 Rohn Stark at N.E., Dec. 8, 1991

MOST (ROOKIE-GAME)

- 11 Cotton Davidson at Chi, Oct. 10, 1954
- 11 Joe Don Looney at S.F., Nov. 29, 1964
- 9 Ray Brown at Chi, Nov. 16, 1958
- 9 David Lee vs. LA Rams, Nov. 27, 1966
- 8 [three times] Last: Cotton Davidson vs. Det., Nov. 6, 1954

MOST PUNT YARDS (CAREER)

- 43162 Rohn Stark, 1982-94
- 34019 David Lee, 1966-78
- 12403 Chris Gardocki, 1995-98
- 9606 Tom Gilburg, 1961-65
- 8396 Hunter Smith, 1999-01

MOST PUNT YARDS (SEASON)

- 4383 Rohn Stark, 1984
- 4124 Rohn Stark, 1983
- 3716 Rohn Stark, 1992
- 3657 Bucky Dilts, 1979
- 3595 Rohn Stark, 1993
- 3584 Rohn Stark, 1985
- 3583 Chris Gardocki, 1998
- 3513 David Lee, 1978
- 3492 Rohn Stark, 1991
- 3432 Rohn Stark, 1986

MOST PUNT YARDS (ROOKIE)

- 2678 Cotton Davidson, 1954
- 2467 Hunter Smith, 1999
- 2233 David Lee, 1966
- 2132 Dave Sherer, 1959
- 2044 Rohn Stark, 1982 (9-game season)

MOST PUNT YARDS (GAME)

- 551 Chris Gardocki at Buf, Oct. 6, 1996
- 462 Rohn Stark at Den, Dec. 11, 1983
- 456 Rohn Stark at N.E., Oct. 2, 1988
- 445 Joe Don Looney at S.F., Nov. 29, 1964
- 444 Rohn Stark at LA Raid, Nov. 25, 1984

MOST PUNT YARDS (GAME)

- (Continued)*
- 425 Cotton Davidson at Chi, Oct. 10, 1954
 - 423 Bucky Dilts at K.C., Sept. 2, 1979
 - 413 Rohn Stark at N.E., Dec. 8, 1991
 - 409 David Lee vs. LA Rams, Nov. 27, 1966
 - 405 Ray Brown at Chi, Nov. 16, 1958
 - 403 David Lee at N.E., Oct. 19, 1975

MOST PUNT YARDS (GAME-ROOKIE)

- 445 Joe Don Looney at S.F., Nov. 29, 1964
- 425 Cotton Davidson at Chi, Oct. 10, 1954
- 409 David Lee vs. LA Rams, Nov. 27, 1966
- 405 Ray Brown at Chi, Nov. 16, 1958
- 319 Rohn Stark at Min, Dec. 12, 1982

HIGHEST AVERAGE (CAREER-75 MIN)

- 44.8 Chris Gardocki, 1995-98
- 44.0 Hunter Smith, 1999-01
- 43.8 Rohn Stark, 1982-94
- 41.4 Tom Gilburg, 1961-65
- 40.6 David Lee, 1966-78
- 39.4 Mike Garrett, 1981
- 39.2 Ray Brown, 1958-60
- 39.1 Mike Bragg, 1980
- 36.9 Bucky Dilts, 1979

HIGHEST AVERAGE (SEASON-32 MIN)

- 45.9 Rohn Stark, 1985
- 45.7 Chris Gardocki, 1996
- 45.6 David Lee, 1966
- 45.4 Chris Gardocki, 1998
- 45.3 Rohn Stark, 1983
- 45.3 Chris Gardocki, 1997
- 45.3 David Lee, 1969
- 45.2 Rohn Stark, 1986
- 44.8 Rohn Stark, 1992
- 44.7 David Lee, 1970
- 44.7 Rohn Stark, 1984
- 44.7 Hunter Smith, 2000

HIGHEST AVERAGE (ROOKIE-32 MIN)

- 45.6 David Lee, 1966
- 44.4 Rohn Stark, 1982 (9-game season)
- 43.0 Tom Gilburg, 1961
- 42.5 Hunter Smith, 1999
- 42.4 Joe Don Looney, 1964

HIGHEST AVERAGE (GAME-3 MIN)

- *ROOKIE**
- 56.5 Hunter Smith at K.C., Sept. 3, 2000
 - 56.3 *David Lee vs. S.F., Sept. 25, 1966
 - 56.2 Rohn Stark vs. Den, Oct. 13, 1985
 - 54.5 Rohn Stark at N.E., Sept. 4, 1983
 - 54.0 Tom Gilburg vs. S.F., Oct. 3, 1965
 - 53.7 *David Lee at Chi, Oct. 9, 1966
 - 53.3 Chris Gardocki vs. Cin, Dec. 13, 1998
 - 53.0 Tom Gilburg vs. Det, Sept. 30, 1962
 - 53.0 *David Lee at Min, Sept. 18, 1966
 - 52.7 Hunter Smith at Mia, Dec. 10, 2001
 - 52.3 Rohn Stark at Cin, Sept. 13, 1987
 - 52.2 Rohn Stark at Buf, Sept. 18, 1983
 - 51.5 Rohn Stark vs. Cle, Dec. 1, 1991

*Other 50.0+ Rookie: Stark at S.D., Dec. 26, 1982; Smith vs. Wash, Dec. 19, 1999

40.0+ GAMES (CAREER-3 PUNT MIN)

- 143 Rohn Stark, 1982-94
- 96 David Lee, 1966-78
- 46 Chris Gardocki, 1995-98
- 31 Hunter Smith, 1999-01
- 30 Tom Gilburg, 1961-65
- 8 Ray Brown/Dave Sherer

40.0+ GAMES (SEASON-3 PUNT MIN)

- 15 Chris Gardocki, 1998
- 14 Rohn Stark, 1983
- 13 Rohn Stark, 1984-85, 92-93
- 13 Hunter Smith, 2001
- 12 David Lee, 1979
- 12 Rohn Stark, 1986, 89-90
- 12 Chris Gardocki, 1997
- 11 Chris Gardocki, 1996
- 10 Tom Gilburg, 1963
- 10 David Lee, 1966
- 10 Rohn Stark, 1991, 94
- 10 Hunter Smith, 2000

50.0+ GAMES (CAREER-3 PUNT MIN)

- 15 Rohn Stark, 1982-94
- 6 David Lee, 1966-78
- 6 Hunter Smith, 1999-01
- 4 Chris Gardocki, 1995-98
- 3 Tom Gilburg, 1961-65
- 1 Mike Garrett, 1981

50.0+ GAMES (SEASON-3 PUNT MIN)

- 3 David Lee, 1966
- 3 Rohn Stark, 1992
- 3 Hunter Smith, 2001
- 2 Tom Gilburg, 1962
- 2 Rohn Stark, 1983, 93
- 2 Chris Gardocki, 1998
- 2 Hunter Smith, 2000

PUNTS BLOCKED (CAREER)

- 12 David Lee, 1966-78
- 7 Rohn Stark, 1982-94
- 2 Bragg/Dilts/Smith
- 1 Colquitt/Davidson

PUNTS BLOCKED (SEASON)

- 2 David Lee, 1973, 77, 78
- 2 Bucky Dilts, 1979
- 2 Mike Bragg, 1980
- 2 Rohn Stark, 1985, 87
- 2 Hunter Smith, 1999

PUNTS BLOCKED (GAME)

- 2 David Lee at Mia, Nov. 11, 1973

MOST TOUCHBACKS (CAREER)

- 111 Rohn Stark, 1982-94
- 76 David Lee, 1966-78
- 29 Hunter Smith, 1999-01
- 25 Chris Gardocki, 1995-98
- 10 Tom Gilburg, 1961-65
- 8 Ray Brown, 1958-60
- 5 Bragg/Davidson/Dilts
- 4 Looney/Sherer/Taliaferro

MOST TOUCHBACKS (SEASON)

- 14 Rohn Stark, 1985
- 13 Rohn Stark, 1993
- 12 David Lee, 1967
- 12 Rohn Stark, 1982
- 12 Hunter Smith, 2001

MOST TOUCHBACKS (ROOKIE)

- 12 Rohn Stark, 1982
- 8 Hunter Smith, 1999
- 4 Brown/Sherer
- 3 David Lee, 1966

MOST TOUCHBACKS (GAME)

- 4 Rohn Stark at Buf, Oct. 20, 1985
- 4 Rohn Stark vs. Mia, Nov. 6, 1993
- 4 Rohn Stark at T.B., Sept. 11, 1994
- 3 (8 times) Stark (4)/Lee (2)/Davidson/Looney

MOST INSIDE 20 (CAREER, since 1976)

- 225 Rohn Stark, 1982-94
- 80 Chris Gardocki, 1995-98
- 57 David Lee, 1966-78
- 48 Hunter Smith, 1999-01
- 22 Mike Bragg, 1980

MOST INSIDE 20 (SEASON)

- 24 Rohn Stark, 1990
- 23 Rohn Stark, 1986
- 23 Chris Gardocki, 1996
- 23 Chris Gardocki, 1998
- 22 Mike Bragg, 1980
- 22 Rohn Stark, 1992, 94
- 21 David Lee, 1976
- 21 Bucky Dilts, 1979
- 21 Rohn Stark, 1983, 84
- 20 Rohn Stark, 1983
- 20 Hunter Smith, 2000

MOST INSIDE 20 (GAME)

- 5 David Lee at St.L, Dec. 4, 1976
- 5 Rohn Stark at N.E., Nov. 11, 1990
- 4 Bucky Dilts at Pit, Sept. 23, 1979
- 4 Rohn Stark at Cin, Oct. 2, 1983
- 4 Rohn Stark at Mia, Nov. 20, 1988
- 4 Rohn Stark at Buf, Dec. 2, 1984
- 4 Chris Gardocki at Buf, Oct. 6, 1996
- 4 Chris Gardocki vs. NYJ, Nov. 17, 1996
- 4 Chris Gardocki vs. Buf, Dec. 1, 1996

LONGEST PUNTS

- 76 David Lee at NYG, Oct. 17, 1971
 72 Rohn Stark at Mia, Sept. 23, 1984
 72 Chris Gardocki at S.D., Oct. 27, 1997
 69 Rohn Stark at Buf, Dec. 2, 1984
 69 Chris Gardocki at Buf, Sept. 17, 1995
 [twice]
 68 David Lee vs. N.O., Dec. 10, 1967
 68 Rohn Stark at Den, Dec. 11, 1983
 68 Rohn Stark vs. Den, Oct. 13, 1985
 67 David Lee at Sea, Nov. 12, 1978
 67 Rohn Stark at Buf, Sept. 18, 1983
 66 Tom Gilburg vs. S.F., Oct. 3, 1965
 66 David Lee vs. G.B., Nov. 9, 1969
 66 David Lee vs. Phil, Oct. 1, 1978

LONGEST PUNTS (ROOKIE)

- 64 Joe Dan Looney at Det, Oct. 25, 1964
 64 David Lee vs. S.F., Sept. 25, 1966
 64 David Lee at LA Rams, Oct. 30, 1966
 62 Joe Dan Looney at LA Rams,
 Nov. 22, 1964
 61 Tom Gilburg vs. LA Rams,
 Sept. 17, 1961
 61 Hunter Smith vs. Wash, Dec. 19,
 1999

PUNT RETURNS**MOST (CAREER)**

- 155 Clarence Verdin, 1988-93
 112 Carl Taseff, 1953-61
 109 Howard Stevens, 1975-77
 108 Alvin Haymond, 1964-67
 91 Terrence Wilkins, 1999-01
 84 Rick Volk, 1967-75
 79 Nesby Glasgow, 1979-87
 71 Bert Rechichar, 1953-59
 63 Jerry Logan, 1963-72
 60 Bruce Laird, 1972-81
 57 Robbie Martin, 1985-86

MOST (SEASON) *ROOKIE

- 44 *Nesby Glasgow, 1979
 42 *Dewell Brewer, 1994
 41 Alvin Haymond, 1965
 41 *Terrence Wilkins, 1999
 40 Alvin Haymond, 1966
 40 Robbie Martin, 1985
 39 Howard Stevens, 1976
 36 Howard Stevens, 1975
 34 *Bruce Laird, 1972
 34 Howard Stevens, 1977
 31 Clarence Verdin, 1990

MOST (GAME)

- 9 Nesby Glasgow at K.C., Sept. 2, 1979
 8 Howard Stevens vs. T.B., Oct. 3, 1976
 7 Alvin Haymond vs. Det, Oct. 10, 1965
 7 Alvin Haymond vs. LA Rams, Nov. 27,
 1966
 7 Larry Anderson vs. Den, Sept. 11, 1983
 7 Robbie Martin at S.F., Oct. 5, 1986
 6 [8 times] Last: Clarence Verdin at N.E.,
 Nov. 11, 1990

MOST (ROOKIE-GAME)

- 9 Nesby Glasgow at K.C., Sept. 2, 1979
 6 Bruce Laird vs. Buf, Dec. 3, 1972
 5 [9 times] Last: Nate Jacquet at NYG,
 Dec. 14, 1997
 4 [21 times] Last: Payton Williams at K.C.,
 Sept. 3, 2000

MOST YARDAGE (CAREER)

- 537 Clarence Verdin, 1988-93
 1012 Howard Stevens, 1975-77
 911 Alvin Haymond, 1964-67
 857 Terrence Wilkins, 1999-01
 826 Carl Taseff, 1953-61
 651 Nesby Glasgow, 1979-87
 577 Jerry Logan, 1963-72
 552 Robbie Martin, 1985-86
 548 Rick Volk, 1967-75
 405 Bruce Laird, 1972-81
 405 Ron Gardin, 1970-71

MOST YARDAGE (SEASON) *ROOKIE

- 443 Robbie Martin, 1985
 403 Alvin Haymond, 1965
 396 Howard Stevens, 1975
 396 Clarence Verdin, 1990
 388 *Terrence Wilkins, 1999
 352 *Nesby Glasgow, 1979
 347 Alvin Haymond, 1966
 339 *Dewell Brewer, 1994
 330 *Ron Gardin, 1970
 315 Howard Stevens, 1976
 303 *Bruce Laird, 1972

MOST YARDS (GAME)

- 148 Carl Taseff at GBM, Oct. 14, 1956
 141 Ray Buchanan vs. S.D., Nov. 3, 1996
 124 Clarence Verdin at N.E., Nov. 11, 1990
 110 Ron Gardin vs. Mia, Nov. 1, 1970
 107 Dewell Brewer vs. Mia, Dec. 18, 1994
 106 Robbie Martin vs. Mia, Nov. 17, 1985
 102 Marvin Harrison at NYJ, Sept. 8, 1996
 97 Alvin Haymond vs. S.F., Sept. 25, 1966
 97 Clarence Verdin at Mia, Oct. 25, 1992
 96 Clarence Verdin vs. N.E., Nov. 15, 1992

MOST YARDS (GAME-ROOKIE)

- 110 Ron Gardin vs. Mia, Nov. 1, 1970
 107 Dewell Brewer vs. Mia, Dec. 18, 1994
 102 Marvin Harrison at NYJ, Sept. 8, 1996
 87 Leonard Dunlap vs. NYJ, Sept. 19, 1971
 75 Nesby Glasgow at N.E., Nov. 18, 1979

HIGHEST AVERAGE (CAREER-30 MIN)

- 13.5 Ron Gardin, 1970-71
 9.9 Clarence Verdin, 1988-93
 9.7 Robbie Martin, 1985-86
 9.4 Terrence Wilkins, 1999-01
 9.3 Howard Stevens, 1975-77
 9.2 Jerry Logan, 1963-72
 8.4 Alvin Haymond, 1964-67
 8.2 Nesby Glasgow, 1979-87
 8.1 Dewell Brewer, 1994

HIGHEST AVERAGE (SEASON-14 MIN)

- 12.9 Clarence Verdin, 1989
 12.8 Clarence Verdin, 1990
 12.6 Wendell Harris, 1964
 11.8 Ron Gardin, 1970
 11.2 Clarence Verdin, 1992
 11.1 Robbie Martin, 1985
 11.0 Howard Stevens, 1975
 10.9 Clarence Verdin, 1988
 10.4 Terrence Wilkins, 2001
 10.0 Jerry Logan, 1963

HIGHEST AVERAGE (ROOKIE-14 MIN)

- 11.8 Ron Gardin, 1970
 10.0 Jerry Logan, 1963
 9.8 Marvin Harrison, 1996
 9.5 Terrence Wilkins, 1999
 8.9 Bruce Laird, 1972

HIGHEST AVERAGE (GAME-2 MIN)

- *ROOKIE**
 37.5 Ron Gardin vs. NYJ, Sept. 19, 1971
 37.0 Carl Taseff at GBM, Oct. 14, 1956
 36.7 *Ron Gardin vs. Mia, Nov. 1, 1970
 32.3 Clarence Verdin at Mia, Oct. 25, 1992
 32.0 Alvin Haymond at Min, Nov. 14, 1965
 28.2 Ray Buchanan vs. S.D., Nov. 3, 1996
 28.0 *Terrence Wilkins at NYG, Nov. 14, 1999
 26.8 *Dewell Brewer vs. Mia, Dec. 18, 1994
 26.5 Robbie Martin vs. Mia, Nov. 17, 1985
 26.3 Terrence Wilkins at NYJ, Sept. 9, 2001
 24.3 Alvin Haymond vs. S.F., Sept. 25, 1966
 24.0 *Ron Gardin vs. NYJ, Dec. 19, 1970
 24.0 Clarence Verdin vs. N.E., Nov. 15, 1992

MOST FAIR CATCHES (CAREER)

- 56 Rick Volk, 1967-75
 54 Clarence Verdin, 1988-93
 34 Nesby Glasgow, 1979-87
 34 Terrence Wilkins, 1999-01
 25 Mike Prior, 1987-92
 23 Howard Stevens, 1975-77
 22 Alvin Haymond, 1964-67
 20 Ron Gardin, 1970-71
 17 Bruce Laird, 1972-81

MOST FAIR CATCHES (SEASON) *ROOKIE

- 20 *Ron Gardin, 1970
 20 Rick Volk, 1971
 17 Clarence Verdin, 1993
 17 *Terrence Wilkins, 1999
 15 Nesby Glasgow, 1980
 13 Terrence Wilkins, 2000
 12 Clarence Verdin, 1992
 12 Mike Prior, 1992
 11 *Bruce Laird, 1972
 11 *Nesby Glasgow, 1979

MOST FAIR CATCHES (GAME) *ROOKIE

- 4 Timmy Brown at NYG, Nov. 2, 1968
 4 *Ron Gardin at Mia, Nov. 22, 1970
 4 *Marvin Harrison at Buf, Oct. 6, 1996
 3 [17 times] Last: Tyrone Poole vs. N.E.,
 Nov. 1, 1998

LONGEST RETURN (*ROOKIE)

- 901 Carl Taseff at GBM, Oct. 14, 1956
 841 Clarence Verdin at Mia, Oct. 25, 1992
 82 Ray Buchanan vs. S.D., Nov. 3, 1996
 801 *Ron Gardin vs. Mia, Nov. 1, 1970
 781 Terrence Wilkins at NYJ, Sept. 9, 2001
 751 *Nesby Glasgow at N.E., Nov. 18, 1979
 751 *Dewell Brewer vs. Mia, Dec. 18, 1994
 731 Clarence Verdin at Cle, Sept. 19, 1988
 711 Carl Taseff vs. G.B., Oct. 31, 1953
 701 Robbie Martin vs. Mia, Nov. 17, 1985
 65 Ron Gardin vs. NYJ, Sept. 19, 1971

MOST TOUCHDOWNS (CAREER)

- 4 Clarence Verdin, 1988-93
 2 Carl Taseff, 1953-62
 2 Terrence Wilkins, 1999-01
 1 Brewer/Gardin/Glasgow/Logan/
 Martin

MOST TOUCHDOWNS (SEASON)

- 2 Clarence Verdin, 1992

KICKOFF RETURNS**MOST (CAREER)**

- 169 Clarence Verdin, 1988-93
 153 Aaron Bailey, 1994-98
 148 Albert Bentley, 1985-91
 137 Bruce Laird, 1972-81
 110 Terrence Wilkins, 1999-01
 84 Nesby Glasgow, 1979-87
 67 Larry Anderson, 1982-84
 62 Tom Matte, 1961-72
 56 Ronald Humphrey, 1994-95
 53 Robbie Martin, 1985-86

MOST (SEASON)

- 55 Aaron Bailey, 1997
 51 Terrence Wilkins, 1999
 50 Nesby Glasgow, 1979
 50 Clarence Verdin, 1993
 44 Terrence Wilkins, 2001
 43 Aaron Bailey, 1996
 41 Marshall Johnson, 1988
 39 Albert Bentley, 1988
 39 Clarence Verdin, 1992
 36 Zachary Dixon, 1981
 36 Clarence Verdin, 1991

MOST (ROOKIE)

- 51 Terrence Wilkins, 1999
 50 Nesby Glasgow, 1979
 29 Bruce Laird, 1972
 20 Bake Turner, 1962
 20 Kim Anderson, 1980
 20 Kevin Williams, 1981

MOST (GAME)

- 8 Aaron Bailey at S.D., Oct. 26, 1997
 8 Terrence Wilkins at Bal, Dec. 2, 2001
 7 Nesby Glasgow at N.E., Nov. 18, 1979
 7 Albert Bentley at NYJ, Dec. 10, 1988
 7 Mark Stock vs. S.D., Nov. 3, 1996
 7 Nate Jacquet at Min, Dec. 21, 1997
 6 [17 times] Last: Terrence Wilkins at N.O.,
 Nov. 18, 2001

MOST (ROOKIE-GAME)

- 7 Nesby Glasgow at N.E., Nov. 18, 1979
- 7 Nate Jacquet at Min, Dec. 21, 1997
- 6 Bruce Laird vs. NYJ, Sept. 24, 1972
- 6 Nesby Glasgow vs. N.E., Oct. 28, 1979
- 6 Stacey Simmons at Phi, Sept. 30, 1990
- 6 Dominic Rhodes at K.C., Oct. 25, 2001

MOST YARDAGE (CAREER)

- 3501 Aaron Bailey, 1994-98
- 3420 Clarence Verdin, 1988-93
- 3406 Bruce Laird, 1972-81
- 3175 Albert Bentley, 1985-91
- 2420 Terrence Wilkins, 1999-01
- 1904 Nesby Glasgow, 1979-87
- 1369 Jim Duncan, 1969-71
- 1367 Tom Matte, 1961-72
- 1351 Larry Anderson, 1982-84
- 1236 Ronald Humphrey, 1994-95

MOST YARDAGE (SEASON)

- 1206 Aaron Bailey, 1997
- 1134 Terrence Wilkins, 1999
- 1126 Nesby Glasgow, 1979
- 1050 Clarence Verdin, 1993
- 1041 Aaron Bailey, 1996
- 1007 Terrence Wilkins, 2001
- 927 Marshall Johnson, 1978
- 843 Bruce Laird, 1972
- 815 Clarence Verdin, 1992
- 799 Bruce Laird, 1975

MOST YARDAGE (ROOKIE)

- 1134 Terrence Wilkins, 1999
- 1126 Nesby Glasgow, 1979
- 843 Bruce Laird, 1972
- 504 Bake Turner, 1962
- 399 Kevin Williams, 1981

MOST YARDAGE (GAME)

- 213 Aaron Bailey vs. Sea, Sept. 14, 1997
- 199 Aaron Bailey at Cin, Dec. 22, 1996
- 195 Alvin Haymond vs. Phi, Nov. 21, 1965
- 181 Bruce Laird vs. NYJ, Sept. 24, 1972
- 173 Terrence Wilkins at Balt, Dec. 2, 2001

MOST YARDAGE (GAME-ROOKIE)

- 181 Bruce Laird vs. NYJ, Sept. 24, 1972
- 155 Lenny Lyles vs. Was, Oct. 26, 1958
- 153 Terrence Wilkins vs. Mia, Oct. 10, 1999
- 140 Nesby Glasgow vs. Hou, Oct. 14, 1979
- 129 Nate Jacquet at Min, Dec. 21, 1997

HIGHEST AVERAGE (CAREER-30 MIN)

- 32.6 Jim Duncan, 1969-71
- 27.9 Johnny Sample, 1958-60
- 27.5 Buddy Young, 1953-55
- 27.4 Lenny Lyles, 1958, 61-69
- 26.8 Preston Pearson, 1967-68
- 26.5 Cotton Speyrer, 1972-74
- 26.4 Alvin Haymond, 1964-67
- 25.6 Tony Lorick, 1964-67
- 24.9 Bruce Laird, 1972-81
- 24.1 Lenny Moore, 1956-67

HIGHEST AVERAGE (SEASON-14 MIN)

- 35.4 Jim Duncan, 1970
- 35.1 Preston Pearson, 1968
- 30.7 Alvin Haymond, 1965
- 29.5 Jim Duncan, 1969
- 29.2 Cotton Speyrer, 1973
- 29.1 Bruce Laird, 1972
- 28.8 Johnny Sample, 1960
- 26.9 Johnny Sample, 1959
- 26.3 Joe Washington, 1978
- 26.3 Bruce Laird, 1974

HIGHEST AVERAGE (ROOKIE-14 MIN)

- 29.1 Bruce Laird, 1972
- 25.4 Dominic Rhodes, 2001
- 25.2 Bake Turner, 1962
- 24.6 Joe Don Looney, 1964
- 23.5 Jack Call, 1957

HIGHEST AVERAGE (GAME-2 MIN)

- 66.0 Aaron Bailey at Jack., Dec. 10, 1995
- 63.5 Preston Pearson at S.F., Oct. 13, 1968
- 62.0 Cotton Speyrer vs. Buf, Nov. 25, 1973
- 59.5 Johnny Sample vs. Chi, Oct. 2, 1960
- 58.5 Lenny Lyles vs. Chi, Oct. 4, 1958
- 56.0 Joe Washington at N.E., Sept. 18, 1978
- 51.7 Lenny Lyles vs. Was, Oct. 26, 1958
- 47.5 Bruce Laird at N.E., Nov. 6, 1972
- 46.7 Jim Duncan at Mia, Nov. 22, 1970
- 46.3 Ronald Humphrey at Pit, Sept. 18, 1994

LONGEST RETURNS

- 104t Buddy Young at Phi, Nov. 15, 1953
- 103t Lenny Lyles vs. Chi, Oct. 4, 1958
- 102t Preston Pearson at Det, Nov. 10, 1968
- 101t Lenny Lyles vs. Was, Oct. 26, 1958
- 101t Cotton Speyrer vs. Buf, Nov. 25, 1973

MOST TOUCHDOWNS (CAREER)

- 2 Lenny Lyles, 1958, 61-69
- 2 Preston Pearson, 1967-68
- 2 Jim Duncan, 1969-71
- 2 Aaron Bailey, 1994-97

MOST TOUCHDOWNS (SEASON)

- 2 Lenny Lyles, 1958
- 2 Preston Pearson, 1968

TOUCHDOWNS ON OPENING KICKOFF COLTS

- 104 Buddy Young at Phi, Nov. 11, 1953
- 96 Preston Pearson at S.F., Oct. 13, 1968
- 95 Ronald Humphrey at Pit, Sept. 18, 1994
- 95 Aaron Bailey at Jack., Dec. 10, 1995

OPPOSITIONS

- 99 Allen Carter vs. N.E., Dec. 21, 1975
- 95 Sammy Martin vs. N.E., Nov. 27, 1988

LONGEST NON-SCORING RETURN

- Colts: 90 Kendall Williams at Cin, Oct. 2, 1983
- Opp: 96 Joe Arenas at S.F., Dec. 16, 1956

FUMBLES

MOST RECOVERIES (SEASON)

- 6 Barney Poole, 1953
- 6 Stan White, 1973

MOST RECOVERIES (GAME)

- 2 (21 times) Last: Chris Goode at GB, Nov. 13, 1988

MOST RECOVERIES CONSECUTIVE GAMES

- 3 Fred Cook, G8-10, 1975
- 2 (33 times) Last: Tito Wooten, G8-9, 1999

LONGEST FUMBLE RETURNS

- 95t Chukie Nwokorie at NYJ, Sept. 9, 2001
- 78t Quentin Coryatt at Pit, Sept. 18, 1994
- 75t Tony Bennett vs. Hou, Sept. 4, 1994
- 64t Stan White vs. Buf, Dec. 12, 1976
- 56t Rodney Culver vs. Mia, Sept. 5, 1993
- 54t Chris Goode vs. Mia, Oct. 28, 1990
- 52t Johnnie Cooks at N.E., Sept. 4, 1983
- 49t Fred Cook vs. NYJ, Nov. 16, 1975
- 48t Bernard Holsley vs. Buf, Dec. 11, 2000
- 44t Derral Luce at Pit, Dec. 9, 1978
- 41t Larry Anderson vs. Den, Sept. 11, 1983

COLTS LARGEST COMEBACKS

Deficit	Date	Opponent	Trailed / Qtr.	Result
21	11/ 9/75	@ Buffalo	7-28 2nd	W 42-35
21	9/10/95	@ N.Y. Jets	3-24 3rd	W 27-24 OT
21	10/ 8/95	@ Miami	3-24 3rd	W 27-24 OT
20	11/30/58	San Francisco	7-27 3rd	W 35-27
18	12/18/77	New England	3-21 3rd	W 30-24
18	10/ 9/77	Miami	10-28 2nd	W 45-28
18	9/15/96	@ Dallas	3-21 2nd	W 25-24
17	10/12/58	@ Green Bay	0-17 2nd	W 24-17
17	11/29/70	Chicago	0-17 2nd	W 21-20
17	12/27/92	@ Cincinnati	0-17 3rd	W 21-17

COLTS LARGEST LEADS LOST

Lead	Date	Opponent	Ahead / Qtr.	Result
26	9/21/97	@ Buffalo	26-0 2nd	L 35-37
24	10/20/57	@ Detroit	27-3 3rd	L 27-31
21	10/27/57	Green Bay	21-0 4th	L 21-24
21	10/18/98	@ San Francisco	21-0 2nd	L 31-34
21	9/19/99	@ New England	28-7 2nd	L 28-31
21	9/10/00	Oakland	21-0 2nd	L 31-38
19	12/11/83	@ Denver	19-0 4th	L 19-21
17	9/ 9/79	Tampa Bay	17-0 2nd	L 26-29
17	10/ 9/88	@ Buffalo	17-0 2nd	L 23-34
14	10/ 1/78	Philadelphia	14-0 4th	L 14-17
14	12/ 8/91	@ New England	17-3 3rd	L 17-23 OT
14	9/18/94	@ Pittsburgh	14-0 2nd	L 21-31
14	10/23/94	Washington	17-3 2nd	L 27-41
14	11/29/98	@ Baltimore	24-10 2nd	L 31-38
14	12/ 6/98	@ Atlanta	21-7 2nd	L 21-28
14	11/18/01	@ New Orleans	14-0 1st	L 20-34

MOST RETURN TDS (SEASON)

COLTS	OPP
7 1994	8 1973
6 1968/70	7 2001
5 1959/67/75/ 78/89/96/97/99	6 1977/80 1956/58/86/98
4 1957/63/65/01	4 (9 times)

MOST DEFENSIVE TDS (SEASON)

COLTS	OPP
5 1975/94	6 1973/2001
4 (8 times)	4 (7 times)
3 1957/66/70/00	3 (7 times)

MOST KICK RETURN TDS (SEASON)

COLTS	OPP
3 1970/89	3 1977/79
2 (10 times)	2 (7 times)

POINTS AFTER TOUCHDOWNS

COLTS (SEASON)

MOST	FEWEST
53 1964	11 1982
51 1975	12 1954
49 1976	14 1991
48 1958	15 1993
48 1968	21 1997

COLTS (GAME)

8 vs. LA	11/25/56
8 vs. GB	11/ 2/58

OPP (SEASON)

MOST	FEWEST
65 1981	15 1968
53 1978	17 1971
52 2001	21 1967
47 1984	25 1966
46 1986/1991	25 1970

OPP (GAME)

7 at Chi	10/21/56
7 at Min	9/28/69

FIELD GOALS

COLTS (SEASON)

MOST	FEWEST
36 1996	3 1956
34 1999	5 1958
32 1997	6 1959
30 1983	7 1953
28 2001	7 1957

OPP (SEASON)

MOST	FEWEST
32 1989	5 1971
32 1990	6 1958
30 2001	6 1975
28 1998	8 1956
27 1994/97	9 (3 times)

COLTS MOST (GAME)

5 at LA Rams	12/ 4/54
5 vs. S.F.	9/25/66
5 at Phi	10/30/83
5 vs. Mia	9/25/88
5 at Buf	9/21/97
5 vs. Den	1/6/02
4 (17 times)	

OPP MOST (GAME)

5 at Was	11/18/73
5 at N.E.	12/ 3/89
5 vs. Cin.	9/ 3/95
5 at SD	10/26/97
5 vs. NYJ	12/23/01
4 (14 times)	

COLTS MOST ATT (SEASON)

41	1997
40	1996
39	1961/63/66/72
38	1999
37	1967

OPP MOST ATT (SEASON)

43	1989/90
38	1995
37	1998
36	2001
35	1970/86

COLTS FEWEST ATT (SEASON)

14	1958
16	1956
17	1978
18	(5 times)

OPP FEWEST ATT (SEASON)

10	1975
14	1955
16	1953
17	1958
18	1971

COLTS MOST ATT (GAME)

7 at LA Rams	12/ 4/54
6 (7 times)	
5 (20 times)	

OPP MOST ATT (GAME)

7 at N.E.	12/ 3/89
6 at NYJ	11/29/81
6 at Buf	9/ 9/90
6 at S.D.	10/26/97
6 vs. NYJ	12/23/01
5 (21 times)	

TOTAL FIRST DOWNS

COLTS (SEASON)

MOST	FEWEST
357 2000	152 1982
343 2001	157 1953
327 1980/99	169 1954
311 1988	206 1955
301 1977/96	216 1956

OPP (SEASON)

MOST	FEWEST
406 1981	166 1971
343 1984	188 1958
341 1998	195 1959
338 1980	195 1960
336 1989	197 1982

COLTS MOST (GAME)

33 vs. NYJ	12/15/74
32 at Mia	11/15/87
31 vs. T.B.	10/ 8/76
30 vs. G.B.	11/ 2/58
30 at Atl	11/12/67
30 vs. S.F.	11/25/01

OPP MOST (GAME)

36 at S.F.	10/18/98
34 at Min	9/28/69
34 at Phi	11/15/81
33 at Mia	9/15/85
32 at Pir	9/18/94
31 (2 times)	

COLTS FEWEST (GAME)

4 at Mia	11/11/73
5 at N.E.	11/11/90
6 at LA Rams	12/ 5/53
6 vs. Det	11/ 6/54
6 at Buf	11/28/82

OPP FEWEST (GAME)

3 vs. S.F.	11/22/59
4 at Buf	10/10/71
5 vs. S.F.	10/13/63
5 vs. Sit	9/17/72
6 (2 times)	

MOST BOTH TEAMS

57 vs. NYJ	12/15/74
54 at Mia	11/15/87
52 vs. LA Rams	11/25/56
52 at Buf	9/21/97
51 (3 times)	

FEWEST BOTH TEAMS

19 at Buf	12/ 1/74
19 at N.E.	11/11/90
21 at Mia	11/11/73
22 (5 times)	

RUSHING

COLTS (SEASON)

MOST	FEWEST
153 1988	55 1991
146 1983	62 1982
133 1976	64 1960
131 1975	66 1954
131 1985	70 (2 times)

OPP (SEASON)

MOST	FEWEST
162 1981	60 1971
153 1978	65 1959
151 1993	69 1957
140 1980	70 1958
140 1991	70 1969

COLTS MOST (GAME)

18 at Det	10/19/58
18 vs. S.F.	11/22/59
18 vs. Buf	10/ 6/85
16 (5 times)	

OPP MOST (GAME)

19 vs. Mia	10/29/72
19 vs. Dal	12/ 6/81
18 at G.B.	10/18/53
17 (3 times)	

COLTS FEWEST (GAME)

0 vs. LA Rams	11/27/66
0 at N.E.	11/11/90
0 vs. Phi	12/19/93
1 (13 times)	

OPP FEWEST (GAME)

0 vs. Chi	10/ 5/57
0 vs. S.F.	10/13/63
0 at Buf	10/10/71
0 at T.B.	9/11/94
1 (13 times)	

PASSING

COLTS (SEASON)

MOST	FEWEST
213 2000	66 1953
206 2001	79 1963
200 1999	80 1982
190 1998	90 1954
180 1993	92 1955

OPP (SEASON)

MOST	FEWEST
214 1981	89 1982
195 2001	95 1953
194 1984	95 1971
192 1985/89/94/99	98 1955
	98 1960

COLTS MOST (GAME)

22 vs. NYJ	12/15/74
21 vs. S.F.	11/25/01
20 vs. Cle	11/ 1/59
20 vs. NE	10/20/96
20 at S.D.	9/26/99
20 vs. Oak	9/10/00

OPP MOST (GAME)

24 at Min	9/28/69
24 at Mia	9/15/85
23 vs. Mia	12/ 9/84
22 at S.F.	10/18/98
21 vs. Buf	10/ 8/89
20 (3 times)	

COLTS FEWEST (GAME)

1 at Cle	9/16/73
1 vs. Buf	10/13/74
1 at Mia	11/23/75
2 (6 times)	

OPP FEWEST (GAME)

1 at GBM	11/24/91
2 (6 times)	
3 (5 times)	

PENALTY

COLTS (SEASON)

MOST	FEWEST
38 1999	10 1982
36 1979	11 1956
33 2000	12 1962
31 1998	13 (3 times)
30 1972/73	

OPP (SEASON)

MOST	FEWEST
34 1980	8 1996
32 1983	11 1960
30 1981	11 1971
30 1995	12 1958
29 1979/98	12 1959

COLTS MOST (GAME)

9 vs. Pit	10/30/77
7 vs. G.B.	11/ 2/58
7 vs. Det	11/19/67
7 vs. Buf	12/17/78
7 vs. Pit	9/14/80

OPP MOST (GAME)

5 (7 times)	
4 (29 times)	

NET YARDS

COLTS (SEASON)

MOST	FEWEST
6141 2000	2483 1982
5955 2001	2716 1953
5726 1999	2934 1954
5236 1976	3464 1955
5206 1980	3506 1973

OPP (SEASON)

MOST	FEWEST
6793 1981	2852 1971
5911 1978	3284 1958
5832 1998	3296 1982
5715 2001	3317 1960
5701 1986	3377 1968

COLTS MOST (GAME)

595 at Atl	11/12/67
576 vs. Min	12/16/62
574 vs. LA Rams	11/25/56
555 vs. Buf	9/23/01
540 at Bolt	11/29/98

OPP MOST (GAME)

622 at Min	9/28/69
597 at S.F.	12/13/53
583 at Dal	9/ 4/78
574 at Phi	11/15/81
573 vs. NYJ	9/24/72

COLTS FEWEST (GAME)

69 vs. Det	11/ 6/54
70 at LA Rams	12/ 5/53
86 at N.E.	10/23/77
88 at Buf	11/28/82
99 at S.D.	11/ 1/92

OPP FEWEST (GAME)

49 at Buf	10/10/71
89 vs. T.B.	10/ 3/76
94 at N.E.	12/ 6/92
97 at Was	11/26/61
113 vs. Was	9/25/60

MOST BOTH TEAMS

997 vs. LA Rams	11/25/56
985 vs. NYJ	9/24/72
964 at GBM	11/15/59
942 vs. Mia	9/27/81
929 vs. Buf	9/23/01

FEWEST BOTH TEAMS

328 at Buf	12/ 1/74
346 at NYJ	11/11/84
355 vs. NYJ	10/29/95
359 at N.E.	12/ 6/92
373 at Buf	10/20/85

OFFENSIVE PLAYS

COLTS (SEASON)

MOST	FEWEST
1117 1979	596 1982
1056 1980	840 1964
1046 1986	849 1966
1035 1997	851 1968
1026 2000	860 1970

OPP (SEASON)

MOST	FEWEST
1116 1984	605 1982
1111 1981	746 1971
1109 1989	818 1967
1090 1994	827 1963
1080 1980	847 1973

COLTS MOST (GAME)

88 at S.F.	9/22/63
88 vs. Mia	12/14/75
87 vs. Den	11/10/74
86 vs. T.B.	10/ 3/76
85 at NYJ	9/ 7/80

OPP MOST (GAME)

88 vs. N.E.	10/29/89
86 at T.B.	10/ 4/92
85 vs. Dal	12/ 6/81
84 at Min	9/28/69
84 vs. Buf	12/13/87

COLTS FEWEST (GAME)

38 at Buf	11/28/82
41 vs. Mia	10/28/90
41 at N.E.	10/ 8/00
43 vs. NYJ	10/29/95
45 vs. Mia	11/ 1/70
45 vs. Dal	12/ 6/81
45 vs. Chi	9/11/88

OPP FEWEST (GAME)

39 at S.F.	9/22/63
40 at Chi	9/21/75
41 at Buf	10/10/71
41 at NYJ	10/20/74
42 (2 times)	

RUSHING

ATTEMPTS

COLTS (SEASON)

MOST	FEWEST
601 1983	293 1982
566 1977	335 1990
565 1976	345 1960
545 1988	354 1991
536 1973/75	364 1954

OPP (SEASON)

MOST	FEWEST
662 1978	325 1959
607 1981	331 1958
575 1993	348 1982
574 1980	352 1971
559 1984	375 1957/68

COLTS MOST (GAME)

60 vs. S.F.	11/22/59
58 at NYJ	10/20/74
58 at Atl	11/17/74
57 at NYJ	11/11/84
53 vs. Hou	11/ 1/76
53 at Phi	10/30/83

OPP MOST (GAME)

66 vs. Dal	12/ 6/81
58 at N.E.	12/26/93
56 at G.B.	10/18/53
56 at Buf	11/28/82
53 at Mia	10/27/74

COLTS FEWEST (GAME)

11 vs. Was	12/22/90
12 vs. Mia	10/28/90
12 at S.D.	11/ 1/92
12 vs. Phi	12/19/93
12 at NYJ	12/ 3/00
13 at Sea	9/29/91
13 at N.E.	11/24/96

OPP FEWEST (GAME)

11 at Buf	10/10/71
11 at NYJ	12/ 7/97
12 at Den	12/11/83
14 vs. Hou	11/ 1/76
14 vs. Hou	9/ 4/94
15 (5 times)	

YARDS

COLTS (SEASON)

MOST	FEWEST
2695 1983	1044 1982
2439 1985	1102 1992
2309 1976	1169 1991
2249 1988	1275 1954
2217 1975	1282 1990

OPP (SEASON)

MOST	FEWEST
3010 1978	1113 1971
2665 1981	1174 1957
2566 1998	1291 1958
2521 1993	1339 1968
2327 1991	1400 1969

COLTS MOST (GAME)

318 vs. G.B.	10/28/56
316 at Det	10/19/58
305 at Cle	11/11/56
299 vs. Hou	12/22/85
281 vs. Buf	10/ 6/85

OPP MOST (GAME)

354 vs. Dal	12/ 6/81
315 at Mia	11/11/73
313 at Min	9/13/64
303 at G.B.	10/18/53
303 vs. LA Rams	11/22/53

COLTS FEWEST (GAME)

4 vs. Det	9/22/91
19 vs. LA Rams	9/26/54
30 at S.D.	11/ 1/92
31 at LA Rams	12/ 5/53
31 vs. Mia	10/28/90
31 vs. Phi	12/19/93
31 at S.D.	10/26/97

OPP FEWEST (GAME)

4 at Buf	10/10/71
15 vs. Pit	11/ 3/57
20 vs. G.B.	10/28/56
20 at Cle	10/14/96
23 vs. Det	9/29/57

MOST BOTH TEAMS

548 vs. LA Rams	11/22/53
510 vs. Dal	12/ 6/81
469 at Chi	10/16/55
454 at LA Rams	12/ 9/61
440 at Cle	11/11/56

FEWEST BOTH TEAMS

97 vs. Pit	10/31/71
106 vs. Cle	9/ 6/92
109 vs. N.E.	11/ 1/98
115 at NYJ	10/18/70
123 vs. NYJ	10/ 5/67

AVERAGE

COLTS (SEASON)

MOST	FEWEST
5.1 1956	2.9 1992
5.0 1985	3.3 1979
4.7 1958	3.3 1970
4.6 1961	3.3 1991
4.5 1983/01	3.4 1996

OPP (SEASON)

BEST	LEAST
5.2 1953	3.1 1957
4.8 1959	3.2 1971
4.7 1998	3.5 1969
4.6 1997/01	3.5 1995
4.5 1955/61/78	3.6 (6 times)

COLTS BEST (GAME)

8.52 at Balt	11/29/98
8.00 at GBM	11/13/54
7.95 vs. G.B.	10/28/56
7.80 vs. Dal	12/ 6/81
7.77 at LA Rams	10/ 9/61

OPP BEST (GAME)

8.12 at Min	11/17/63
7.77 vs. LA Rams	11/22/53
7.68 at Mia	11/11/73
7.64 at S.F.	12/13/53
7.40 vs. S.F.	11/27/55

COLTS LEAST (GAME)

0.29 vs. Det	9/22/91
1.12 vs. LA Rams	9/26/54
1.29 at LA Rams	12/ 5/53
1.31 at LA Rams	12/ 4/54
1.54 at Buf	9/20/92

OPP LEAST (GAME)

0.36 at Buf	10/10/71
0.50 vs. Pit	11/ 3/57
0.96 vs. Det.	9/29/57
1.11 vs. G.B.	10/28/56
1.11 at Cle	10/14/62

PASSING

ATTEMPTS

COLTS (SEASON)

MOST	FEWEST
594 1993	266 1955
586 1986	279 1956
576 1998	283 1982
571 2000	300 1973
557 2001	313 1954

OPP (SEASON)

MOST	FEWEST
598 1994	246 1982
569 1995	297 1956
561 1999	298 1960
556 1989	312 1974
539 1988	313 1972

COLTS MOST (GAME)

59 at Was	11/ 7/93
57 at NYJ	11/16/86
54 vs. NYJ	12/15/74
54 at S.D.	9/26/99
54 at N.E.	10/ 8/00
53 vs. NYJ	9/28/86
52 vs. N.E.	11/ 1/98

OPP MOST (GAME)

62 at NYJ	10/18/70
57 vs. Hou	9/ 4/94
56 at Min	9/28/69

OPP MOST (GAME) (Continued)

51 vs. Buf	10/ 8/89
51 at S.F.	10/18/98
50 vs. Mia	12/17/89
50 at NYG	11/14/99

COLTS FEWEST (GAME)

7 at LA Rams	12/18/65
8 vs. Mia	12/ 9/73
11 at Atl	11/17/74
12 vs. Chi	9/25/55
12 at G.B.	9/20/64

OPP FEWEST (GAME)

11 at N.E.	12/26/93
12 vs. Chi	11/ 3/63
12 at Buf	10/13/91
13 (7 times)	

COMPLETIONS

COLTS (SEASON)

MOST	FEWEST
357 2000	126 1953
349 2001	134 1955
338 1999	137 1973
332 1993	142 1982
326 1998	158 1956

OPP (SEASON)

MOST	FEWEST
354 1994	138 1982
336 1995	144 1960
328 1999	158 1955
322 1989	161 1961
321 1988	165 1953/56

COLTS MOST (GAME)

37 at Was	11/ 7/93
36 vs. NYJ	12/15/74
36 vs. N.E.	10/20/96
33 vs. Oak	9/10/00
31 at N.E.	10/ 8/00
31 vs. S.F.	11/25/01
30 vs. Buf	1/ 2/94
30 vs. N.E.	9/ 7/97
30 vs. N.E.	11/ 1/98

OPP MOST (GAME)

36 at Min	9/28/69
34 at NYJ	10/18/70
34 vs. Buf	10/ 8/89
33 at S.F.	10/18/98
31 vs. N.E.	12/12/99

COLTS FEWEST (GAME)

3 at LA Rams	12/18/65
3 vs. Cle	9/26/71
3 vs. Buf	12/17/78
3 at Buf	11/28/82
4 (3 times)	

OPP FEWEST (GAME)

4 vs. Was	10/26/58
4 vs. T.B.	10/ 3/76
5 (7 times)	

YARDS

COLTS (SEASON-GROSS)

MOST	FEWEST
4413 2000	1613 1982
4227 2001	1625 1953
4182 1999	1746 1973
3739 1998	1795 1955
3623 1993	1995 1954

OPP (SEASON-GROSS)

MOST	FEWEST
4228 1981	1920 1982
3933 1986	2027 1971
3918 1989	2068 1960
3897 1994	2248 1958
3890 1984	2288 1955

COLTS MOST (GAME-GROSS)

469 vs. Min	12/16/62
440 vs. Jax	9/25/00
426 at Atl	11/12/67
421 vs. Buf	9/23/01
419 vs. Atl	9/17/67

OPP MOST (GAME-GROSS)

538 at Min	9/28/69
496 vs. NYJ	9/24/72
469 vs. T.B.	10/16/88
407 vs. Chi	11/25/62
406 vs. LA Rams	9/26/54

COLTS FEWEST (GAME-GROSS)

21 at Cle	11/11/56
35 vs. Mia	12/ 9/73
44 vs. Buf	10/18/74
49 vs. Cle	9/26/71
53 vs. LA Rams	11/22/53

OPP FEWEST (GAME-GROSS)

46 vs. Was	10/26/58
46 at Buf	12/ 1/74
47 vs. Hou	10/14/79
50 at GBM	11/24/91
53 vs. Buf	12/17/78

MOST BOTH TEAMS (GROSS)

872 vs. NYJ	9/24/72
733 at Min	9/28/69
717 vs. Was	12/ 8/62
715 vs. T.B.	10/16/88
706 at Was	12/ 1/63

FEWEST BOTH TEAMS (GROSS)

124 vs. Buf	12/17/78
128 at Buf	10/14/73
129 at Buf	11/28/82
142 at Mia	11/23/75
144 at N.E.	10/19/75

COLTS (SEASON-NET)

MOST	FEWEST
4282 2000	1257 1953
4066 1999	1439 1982
3989 2001	1475 1973
3630 1998	1631 1955
3417 1993	1659 1954

OPP (SEASON-NET)

MOST	FEWEST
4128 1981	1726 1960
3739 1986	1739 1971
3679 1994	1823 1982
3643 1996	1913 1961
3602 1988	1993 1958

COLTS MOST (GAME-NET)

451 vs. Min	12/16/62
440 vs. Jax	9/25/00
426 at Atl	11/12/67
419 vs. Atl	9/17/67
418 vs. Buf	9/23/01

OPP MOST (GAME-NET)

530 at Min	9/28/69
490 vs. NYJ	9/24/72
444 vs. T.B.	10/16/88
431 at Cle	10/26/81
407 vs. Chi	11/25/62

COLTS FEWEST (GAME-NET)

1 vs. Buf	10/13/74
4 at Cle	9/16/73
5 at Cle	11/11/56
9 vs. LA Rams	11/22/53
11 at N.E.	10/23/77

OPP FEWEST (GAME-NET)

13 vs. T.B.	10/ 3/76
16 vs. Was	10/26/58
23 at N.E.	12/ 6/92
27 vs. Hou	10/14/79
28 at GBM	11/24/91

MOST BOTH TEAMS (NET)

822 vs. NYJ	9/24/72
709 at Min	9/28/69
690 vs. T.B.	10/16/88
675 vs. Was	12/ 8/62
670 at Cle	10/26/81

FEWEST BOTH TEAMS (NET)

54 at N.E.	10/19/75
81 at Mia	11/23/75
86 vs. Buf	12/17/78
109 vs. Hou	10/14/79
112 at Buf	10/14/73

COMPLETION PERCENTAGE

COLTS (SEASON)

BEST	WORST
62.66 2001	39.50 1953
62.52 2000	45.67 1973
62.21 1995	49.87 1983
61.90 1999	50.00 1960
60.61 1997	50.12 1984

OPP (SEASON)

MOST	FEWEST
61.86 1991	45.87 1961
61.30 1981	46.28 1958
61.18 1990	47.38 1977
61.10 2001	48.32 1960
60.12 1973	48.72 1959

COLTS BEST (GAME-20 ATT)

83.3 at Buf	10/16/94 (20-24)
80.0 vs. G.B.	11/16/97 (24-30)
80.0 vs. N.E.	10/22/00 (16-20)
79.3 at Mia	12/ 5/99 (23-29)
79.3 vs. Buf	9/23/01 (23-29)

OPP BEST (GAME-20 ATT)

86.4 at N.O.	11/18/01 (19-22)
86.2 vs. Oak	10/28/73 (25-29)
85.7 at Hou	9/21/80 (18-21)
82.1 vs. Buf	10/11/98 (23-28)
81.8 at LA Rams	12/17/67 (18-22)
81.8 vs. Was	10/ 7/84 (18-22)
81.3 at Mia	12/ 4/88 (26-32)

SACKS ALLOWED

COLTS (SEASON)

MOST	FEWEST
62 1997	14 1999
58 1984	19 1969
57 1991	20 1982
53 1986	20 2000
52 1979	22 1998

OPP (SEASON)

MOST	FEWEST
59 1975	11 1982
57 1964	13 1981
56 1976	20 2000
47 1966	21 1974
47 1977	21 1993

COLTS MOST (GAME)

12 vs. StL	10/26/80
10 vs. T.B.	9/ 9/79
8 at Buf	12/ 1/74
8 vs. N.E.	11/26/78
8 vs. Sea.	9/14/97
8 at Det.	11/23/97
7 (17 times) Last: vs. Cin.	11/ 9/97

OPP MOST (GAME)

11 at LA Rams	11/22/64
11 vs. Cle	9/ 6/92
10 at Buf	11/13/77
10 at K.C.	11/ 2/80
9 at Buf	10/10/71
9 vs. Buf	12/11/00
8 (7 times) Last: at NYJ	12/ 7/97

YARDS LOST - SACKS

COLTS (SEASON)

MOST	FEWEST
487 1991	109 1998
480 1978	116 1999
436 1984	125 1958
424 1990	131 2000
418 1997	156 1969

OPP (SEASON)

MOST	FEWEST
496 1975	97 1982
489 1964	100 1981
461 1976	121 1993
407 1961	155 1959
401 1966	169 1995

COLTS YDS LOST SACKS (GAME)

91 vs. N.E.	11/26/78
73 vs. K.C.	9/28/70
73 vs. StL	10/26/80
72 at Buf	12/ 1/74
72 vs. Cle	12/ 1/91

OPP YDS LOST SACKS (GAME)

102 at LA Rams	11/22/64
97 at Min	9/23/62
76 at Buf	10/10/71
75 at Min	11/17/63
74 at NYJ	10/26/75
74 vs. T.B.	10/ 3/76

TURNOVERS

PASSES HAD INTERCEPTED

COLTS (SEASON)

MOST	FEWEST
30 1978	8 1975
29 1961	9 1964
28 1998	10 1976
27 1953/66/69	10 1982
	11 1958/95/96

OPP (SEASON)

MOST	FEWEST
40 1959	5 1982
35 1958	8 1998
32 1967	9 1990
30 1960	10 1974/93/99
30 1977	

COLTS MOST (GAME)

8 vs. NYJ	9/23/73
6 at G.B.	10/ 8/61
6 vs. Mia	9/10/78
5 (8 times)	

OPP MOST (GAME)

7 vs. LA Rams	12/ 4/54
7 vs. Chi	10/ 2/60
6 (4 times)	
5 (14 times)	

MOST BOTH TEAMS

9 at Phi	11/15/53
9 at NYJ	10/18/70
9 vs. NYJ	9/23/73

FUMBLES

COLTS (SEASON)

MOST	FEWEST
41 1986	10 1998
38 1978	13 1967
37 1972	18 1955
36 1979	18 1956
36 1987	18 1973
	18 1975

OPP (SEASON)

MOST	FEWEST
43 1987	11 1982

OPP (SEASON) (Continued)

42 1953	14 1970
41 1986	16 2000
36 1978	16 2001
35 1973	17 1967

COLTS MOST (GAME)

7 vs. Mia	10/23/83
6 at NYJ	11/14/71
6 vs. NYJ	9/28/86
6 at NYJ	11/16/86

OPP MOST (GAME)

8 at N.E.	10/ 7/73
7 (5 times)	
6 (6 times)	

FUMBLES LOST

COLTS (SEASON)

MOST	FEWEST
25 1963	5 1998
22 1972	8 1955
21 1953	8 1967
21 1979	8 1988
20 1986/93	9 1959

OPP (SEASON)

MOST	FEWEST
27 1953	6 1982
25 1987	8 1961
22 1973	8 1967
21 1976	8 2000
20 1978/88	9 (3 times)
	10 (5 times)

COLTS MOST (GAME)

5 at Det	10/20/57
5 at G.B.	9/29/63
4 (13 times)	

OPP MOST (GAME)

5 vs. LA Rams	11/23/58
4 (10 times)	

TOTAL TURNOVERS

COLTS (SEASON)

MOST	FEWEST
48 1953	18 1975
47 1978	19 1964
44 1962	21 1982
42 1961	22 1958
40 1979	22 1995

OPP (SEASON)

MOST	FEWEST
56 1953	11 1982
52 1958	19 1998
49 1959	21 1993
47 1977	22 2000
45 1987	23 1996

COLTS MOST (GAME)

8 at G.B.	10/ 8/61 (6/2f)
8 vs. Cle	9/26/71 (5/3f)
8 vs. NYJ	9/23/73 (8f)

OPP MOST (GAME)

9 vs. LA Rams	11/23/58 (5f/4f)
9 at LA Rams	12/ 4/54 (7f/2f)
8 at S.F.	11/29/54 (5f/3f)
8 vs. Chi	10/ 2/60 (7f/1f)
8 at Phi	11/15/63 (6f/2f)

TURNOVER DIFFERENTIAL

COLTS (SEASON)

BEST	WORST
+30 1958	-18 1961
+26 1959	-14 1969
+23 1975	-14 1993
+22 1964	-14 1998
+21 1977	-13 1974
	-13 2001

PENALTIES

COLTS (SEASON)		FEWEST	
MOST			
137	1979	51	1960
122	1992	52	1967
120	1983	52	1982
106	1981/97/98	53	1956
		55	1958

OPP (SEASON)		FEWEST	
MOST			
130	1999	58	1063
121	1996	59	1960
118	1988	59	1964
114	1978	59	1982
112	1979	60	1957/58

COLTS MOST (GAME)			
16	at Den	12/11/83	
15	at Buf	9/18/83	
14	at K.C.	9/ 2/79	
14	at Buf	9/21/97	
13	(3 times)	11	(17 times)
12	(6 times)	10	(22 times)

OPP MOST (GAME)			
19	vs. Buf	9/23/01	
17	vs. Pit	10/30/77	
16	vs. Chi	12/ 5/65	
15	vs. Chi	11/21/54	
15	at NYJ	9/ 8/96	
15	vs. S.D.	11/ 3/96	
15	at N.E.	9/19/99	
14	(5 times)		
13	(7 times)	11	(12 times)
12	(11 times)	10	(29 times)

COLTS FEWEST (GAME)			
0	vs. S.F.	10/26/69	
0	at GBM	9/10/66	
0	vs. NYJ	10/30/94	
0	at K.C.	12/15/96	
0	at Cle	12/26/99	

OPP FEWEST (GAME)			
0	at LA Rams	12/18/65	
0	vs. StL	10/12/64	

YARDS PENALIZED

COLTS (SEASON)		FEWEST	
MOST			
1239	1979	433	1982
986	1983	458	1967
958	1992	483	1973
943	1995	504	1960
914	1980	507	1956

OPP (SEASON)		FEWEST	
MOST			
1093	1999	466	1982
1032	1970	486	1956
1014	1979	538	1960
1006	1978	546	1957
970	1996	547	1961

COLTS MOST (GAME)			
153	at Buf	9/18/83	
151	at Buf	10/19/86	
127	at Chi	10/16/55	
126	at Mia	10/15/87	

Total 100+ games: 29

OPP MOST (GAME)			
148	vs. Chi	11/21/54	
142	vs. Chi	12/ 5/65	
139	vs. Dal	10/15/72	
135	vs. S.D.	11/ 3/96	
135	vs. N.E.	9/19/99	

Total 100+ games: 41

PUNTS

COLTS (SEASON)		FEWEST	
MOST			
101	1979	42	1961
98	1984	46	1982
94	1978	49	1966
91	1983	49	1967
86	1975	49	1968

OPP (SEASON)		FEWEST	
MOST			
95	1979	41	1982
88	1971	47	1973
83	1975/99	48	1981
82	1987/00	50	1959
81	1977/96	54	1960

COLTS MOST (GAME)			
12	at NYJ	9/25/77	
12	at Buf	10/ 6/96	
11	at Chi	10/10/54	
11	at S.F.	11/29/64	
11	at Mia	11/11/73	
11	at N.E.	10/19/75	
10	(8 times)		

OPP MOST (GAME)			
11	vs. NYJ	9/19/71	
11	at K.C.	9/ 2/79	
11	at Buf	10/ 6/96	
10	vs. Den	9/11/83	
10	at N.E.	11/11/90	
10	at N.E.	12/ 6/92	

MOST BOTH TEAMS

23	at Buf.	10/ 6/96
21	at K.C.	9/ 2/79
20	vs. Den	9/11/83

COLTS FEWEST (GAME)			
0	vs. Cle	11/ 1/59	
0	vs. Det	11/19/67	
0	at S.D.	11/ 7/76	
0	vs. N.E.	9/ 1/91	
0	vs. Buf	9/23/01	

OPP FEWEST (GAME)

0	at S.F.	12/13/53
0	vs. G.B.	11/ 6/60
0	at Dal	9/4/78
0	at Phi	11/15/81
0	at Buf	9/ 9/90

AVERAGE

COLTS (SEASON)		WORST	
BEST			
45.66	1996	34.47	1957
45.57	1966	36.21	1979
45.35	1998	37.14	1974
45.32	1983	37.19	1954
45.28	1997	37.29	1958

INTERCEPTION RETURN YDS

COLTS (SEASON)		FEWEST	
MOST			
577	1959	75	1985
514	1958	87	1974
493	1975	97	1998
483	1968	106	1969
453	1967	116	1973

OPP (SEASON)

MOST		FEWEST	
545	2001	111	1975
529	1978	117	1983
469	1953	119	1964
461	1992	129	1982
438	1966	133	1996

COLTS MOST (GAME)

144	vs. G.B.	11/ 2/58
138	at Chi	11/17/57
136	at S.F.	10/13/68
135	vs. Cle	12/10/89
126	at N.E.	12/11/94

Total 100+ games: 11

OPP MOST (GAME)

162	at Den	11/27/77
143	vs. S.D.	11/ 4/84
132	vs. N.E.	11/15/92
129	vs. NYJ	12/15/74
123	vs. G.B.	12/12/65

Total 100+ games: 11

COLTS MOST TDS (SEASON)

4	1959/65/68/75/96
3	1967/70/94
2	1957/63/66/78/89/97/00

OPP MOST TDS (SEASON)

6	2001
4	1973/92
3	1953/58/66/69/74/78
2	1956/59/67/84/89/94/98/99

PUNT RETURNS

COLTS (SEASON)		FEWEST	
MOST			
53	1963	12	1981
48	1955	14	1982
48	1964	23	1960
45	1965	24	1973
45	1966	25	1992

OPP (SEASON)

MOST		FEWEST	
62	1984	15	1960
55	1983	18	1961
53	1978	19	1963
52	1986	19	1968
51	1975/89	21	1967

COLTS MOST (GAME)

9	at LA Rams	11/22/64
9	at K.C.	9/ 2/79
8	vs. Det	10/10/65
8	vs. NYJ	9/19/71
8	vs. T.B.	10/ 3/76
8	at N.E.	11/11/90

OPP MOST (GAME)

9	vs. LA Rams	11/27/66	
8	vs. Buf	10/13/74	
8	vs. Den	10/22/78	
8	vs. S.D.	11/26/89	
7	(7 times)		

YARDS

COLTS (SEASON)		FEWEST	
MOST			
485	1963	56	1981
453	1964	78	1982
449	1985	127	1960
447	1996	129	1973
439	1975	133	1957

OPP (SEASON)

MOST		FEWEST	
642	1983	48	1960
600	1984	62	1968
572	1985	71	1955
558	1989	109	1957
533	1986	119	1963

COLTS MOST (GAME)

164 vs. NYJ	9/19/71
148 at GBM	10/14/56
141 vs. S.D.	11/ 3/96
124 at N.E.	11/11/90
110 vs. Mia	11/ 1/70
Total 100+ games: 11	

OPP MOST (GAME)

123 at K.C.	11/ 2/80
114 at G.B.	12/ 7/68
110 at N.E.	11/10/85
107 at N.E.	9/ 4/83
107 at Car	12/ 3/95
Total 100+ games: 10	

COLTS LEAST (GAME)

-8 at S.D.	10/23/88
-5 at Pit	11/22/92
-3 at Oak	11/28/71
-3 vs. S.D.	10/18/92
-3 at NYJ	12/ 5/93
Total Neg games: 10	
Total Zero games: 53	

OPP LEAST (GAME)

-5 vs. Hou	9/13/92
-4 vs. Phi	12/ 6/70
-3 (7 times)	
Total Neg games: 12	
Total Zero games: 58	

COLTS MOST TDS (SEASON)

2 1992
1 (11 times)

OPP MOST TDS (SEASON)

2 1956
1 (15 times)

FAIR CATCHES

MOST (SEASON)

COLTS	OPP
34 1971	24 1979
26 1970	21 1973/00
24 1992	18 1992
19 1972	16 1968
18 1978/99	15 (3 times)

COLTS MOST (GAME)

5 vs Det	12/ 7/69
5 at N.E.	10/ 3/71
5 vs. LA Rams	11/ 8/71
4 (9 times)	

OPP MOST (GAME)

6 at S.F.	10/13/68
5 at Mia	11/11/79
4 (6 times)	
3 (14 times)	

KICKOFF RETURNS

COLTS (SEASON)

MOST	FEWEST
84 1981/01	32 1971
74 1978	34 1958
74 1986	38 1959
71 1998	38 1968
70 1979	39 1964

OPP (SEASON)

MOST	FEWEST
87 2001	25 1982
83 1999	29 1954
77 1976	33 1991
73 2000	36 1955
71 1968	36 1992

COLTS MOST (GAME)

9 at Chi	10/21/56
9 at N.E.	11/18/79
9 at Buf	9/21/97
9 at Balt	12/ 2/01
8 (8 times)	

OPP MOST (GAME)

10 vs. Buf	12/12/76
10 vs. Den	10/31/88
8 (16 times)	

YARDS

COLTS (SEASON)

MOST	FEWEST
1832 2001	679 1971
1651 1981	753 1982
1648 1978	792 1959
1489 1974	864 1958
1443 1986	899 1954

OPP (SEASON)

MOST	FEWEST
2006 2001	538 1982
1822 1999	551 1993
1736 2000	573 1991
1716 1976	587 1954
1687 1998	630 1992

COLTS MOST (GAME)

274 vs. NYJ	9/24/72
219 at Dal	9/ 4/78
213 vs. Sea.	9/14/97
204 at Chi	10/21/56
204 vs. Cin	10/11/81

OPP MOST (GAME)

268 at Sea	10/15/00
230 vs. Chi	10/ 4/58
230 vs. N.E.	12/21/75
229 vs. G.B.	11/ 5/61
226 vs. Den	10/31/88
Total 200+ games: 11	

COLTS LEAST (GAME)

0 (10 times)	
Last: at Atl	12/ 6/98

OPP LEAST (GAME)

0 (14 times)	
Last: vs. Phi	12/19/93

COLTS MOST TDS (SEASON)

2 1958/68
1 (15 times)

OPP MOST TDS (SEASON)

2 1977
1 (14 times)

OPPONENTS BEST GAMES

SCORING

MOST POINTS

33 Paul Hornung at G.B.	10/ 8/61
30 Jim Brown vs. Cle	11/ 1/59
30 Paul Hornung vs. G.B.	12/12/65
24 Marshall Faulk at St. L.	12/30/01
21 Gordy Soltau at S.F.	12/13/53
20 Gordy Soltau vs. S.F.	11/29/53

MOST KICK-SCORING POINTS

17 Greg Davis at S.D.	10/26/97
17 John Hall vs. NYJ	12/23/01
16 Curt Knight at Was	11/18/73
16 Jason Staurovsky vs. N.E.	12/ 3/89
16 Doug Pelfrey vs. Cin	9/ 3/95
15 Mike Mercer vs. Min	10/ 1/61
15 Pat Leahy vs. NYJ	10/15/78
15 Tony Franklin at N.E.	9/ 7/86
15 Matt Stover at Balt	12/ 2/01

MOST TOUCHDOWNS

5 Jim Brown vs. Cle	11/ 1/59
5 Paul Hornung vs. G.B.	12/12/65
4 Paul Hornung at G.B.	10/ 8/61
4 Marshall Faulk at St. L.	12/30/01
3 (34 times)	

MOST PATS

7 George Blanda at Chi	10/21/56
7 Fred Cox at Min	9/28/69

MOST PAT ATTS

8 George Blanda at Chi	10/21/56
8 Roger Leclerc Chi	11/25/62
7 Fred Cox at Min	9/28/69

MOST FIELD GOALS

5 Curt Knight at Was	11/18/73
5 Jason Staurovsky at N.E.	12/ 3/89
5 Doug Pelfrey vs. Cin	9/ 3/95
5 Greg Davis at S.D.	10/26/97
5 John Hall vs. NYJ	12/23/01
4 (16 times)	

MOST FIELD GOAL ATTS

7 Jason Staurovsky at N.E.	12/ 3/89
6 Pat Leahy at NYJ	11/29/81
6 Greg Davis at S.D.	10/26/97
6 Scott Norwood at Buf	9/ 9/90
6 John Hall vs. NYJ	12/23/01
5 (20 times)	

LONGEST FIELD GOAL

56 Chip Lohmiller vs. Was	12/22/90
55 Jason Hanson at Det	11/23/97
53 Gary Anderson vs. Pit	10/21/84
53 Pete Stoyanovich vs. Mia	10/28/90
53 Chip Lohmiller vs. Was	12/22/90
53 John Hall vs. NYJ	10/ 5/97
52 (6 times)	

RUSHING

MOST ATTEMPTS

35 Curtis Martin at N.E.	11/24/96
33 Rodney Hampton at NYG	12/12/93
32 Jim Brown vs. Cle	11/ 1/59
32 O.J. Simpson vs. Buf	10/12/75
32 Pete Johnson at Cin	12/ 7/80
32 Ricky Waters at Sea	12/20/98

MOST YARDS

216 Barry Sanders at Det	11/23/97
205 Dan Towler vs. LA Rams	11/22/53
203 Curtis Martin at NYJ	12/ 3/00
179 Barry Sanders vs. Det	9/22/91
179 Barry Foster at Pit	9/18/94

HIGHEST AVG. (7 ATT. MIN)

14.6 Dan Towler vs. LA Rams	11/22/53
13.3 Floyd Reid vs. G.B.	10/31/53
12.7 Nick Pietrosante at Det	10/23/60
12.2 Tommy Mason at Min	11/17/63
12.0 Mercury Morris at Mia	11/11/73

LONGEST RUSH

81 Rick Casares at Chi	10/16/55
80 Barry Sanders at Det	11/23/97
78 O.J. Simpson at Buf	10/14/73
78 Kenneth Davis at Buf	10/ 6/91
77 Leroy Harris at Mia	12/ 5/77
76 Robert Smith at Min	12/21/97

MOST TOUCHDOWNS

5 Jim Brown vs. Cle	11/ 1/59
3 (11 times) Last: Marshall Faulk at St. L. 12/30/01	

PASSING

MOST ATTEMPTS

62 Joe Namath at NYJ	10/18/70
51 Steve Young at S.F.	10/18/98
50 Kent Graham at NYG	11/14/99
48 Dan Marino at Mia	9/15/85
47 (4 times) Last: Vinny Testaverde vs. NYJ	12/23/01

MOST COMPLETIONS

34 Joe Namath at NYJ	10/18/70
33 Steve Young at S.F.	10/18/98
31 Drew Bledsoe vs. N.E.	12/12/99
30 Brian Sipe at Cle	10/25/81
30 Dan Marino at Mia	11/ 6/94
29 (5 times) Last: Warren Moon vs. Hou 9/13/92	

MOST YARDS

496 Joe Namath vs. NYJ	9/24/72
469 Vinny Testaverde vs. T.B.	10/16/88
449 Joe Kapp at Min	9/28/69
444 Brian Sipe at Cle	10/25/81
404 Dan Marino vs. Mia	12/ 9/84

HIGHEST COMP. PCT.

86.4 Aaron Brooks at N.O.	11/18/01 (19:22)
86.2 Ken Stabler vs. Oak	10/28/73 (25:29)
85.7 Ken Stabler at Hou	9/21/80 (18:21)
85.0 Joe Theismann vs. Was	10/ 7/84 (17:20)
82.1 Doug Flutie vs. Buf	10/11/98 (23:28)
81.8 Roman Gabriel at LA Rams	12/17/67 (18:21)
81.3 (2 times) Last: Dan Marino	12/ 4/88 (26:32) at Mia

LONGEST COMPLETION

99f Karl Sweeten at Pat	
Studdill vs. Det	10/16/66
95f Todd Collins to Quinn Early vs. Buf	12/ 1/96
92f Roger Staubach to Tony Dorsett at Dal	9/ 4/78
91f Tom Brady to David Patten vs. N.E.	10/21/01
88f Jim Plunkett to Randy Vataha vs. N.E.	12/19/71
85f Norm Snead to Leroy Jackson vs. Was	12/ 8/62

MOST TD PASSES

7 Joe Kapp at Min	9/28/69
6 Joe Namath vs. NYJ	9/24/72
5 Dan Fouts at S.D.	12/26/82
5 Mark Malone at Pit	9/ 8/85
4 (16 times) Last: Drew Bledsoe at N.E.	9/19/99

MOST INTERCEPTIONS

7 Zeke Bratkowski vs. Chi	10/ 2/60
6 Norm Van Brocklin at LA Rams	12/ 4/54
6 Joe Namath at NYJ	10/18/70
5 (6 times) Last: Terry Bradshaw vs. Pit	10/30/77
4 (25 times) Last: Frank Reich vs NYJ	11/17/96

MOST ATTS NO INTS (GAME)

51 Steve Young at S.F.	10/18/98
48 Dan Marino at Mia	9/15/85
45 Drew Bledsoe at N.E.	9/19/99
44 John Elway at Den	12/11/83
44 Todd Collins at Buf	10/ 6/96

RECEPTIONS

MOST RECEPTIONS

13 Al Toon vs. NYJ	11/ 6/88
12 Eddie Bell at NYJ	10/18/70
12 Henry Ellard at LA Rams	9/17/89
12 Keith Byars at Phi	9/30/90
12 Ben Coates vs. N.E.	11/27/94

MOST YARDS

231 Dave Parks vs. S.F.	10/ 3/65
230 Henry Ellard at LA Rams	9/17/89
210 Drew Hill vs. Hou	12/22/85
206 Cris Collinsworth at Cin	10/ 2/83
204 Rich Caster vs. NYJ	9/24/72
203 Torry Holt at St. L.	12/30/01

AVG. GAIN (3 REC. MIN)

50.3 Jack Snow vs. LA Rams	10/15/67
48.0 Harlon Hill at Chi	10/10/54
41.7 Stanley Morgan at N.E.	9/18/78
41.7 Raghib Ismail at Oak	10/22/95
41.3 Nat Moore vs. Mia	10/10/76
40.7 Leroy Jackson vs. Was	12/ 8/62
40.7 Gary Garrison at S.D.	9/20/70

TOUCHDOWNS

3 (16 times) Last: Cris Carter at Min.	12/21/97
--	----------

INTERCEPTIONS

MOST INTERCEPTIONS

3 Jim David vs. Det	10/ 6/56
3 Jack Christiansen at Det	11/ 7/53
3 Jack Butler vs. Pit	11/ 3/57
3 Jim Kerr at Was	11/26/61
3 Johnny Robinson vs. K.C.	9/28/70
3 Rich Sowell vs. NYJ	9/23/73

MOST RETURN YARDS

105 Henry Jones at Buf	9/20/92
92 Eric McMillan at NYJ	10/ 1/89
87 Bobby Dillon at GBM	10/14/56
87 Dave Robinson vs. G.B.	12/12/65

LONGEST RETURN

92f Eric McMillan at NYJ	10/ 1/89
87 Dave Robinson vs. G.B.	12/12/65
82f Henry Jones at Buf	9/20/92
82f Chris Singleton vs. N.E.	11/15/92

TOUCHDOWNS

2 Henry Jones at Buf	9/20/92
----------------------	---------

PUNTING

MOST (GAME)

11 Steve O'Neal vs. NYJ	9/19/71
11 Bob Grupp at K.C.	9/ 2/79
11 Chris Mohr at Buf	10/ 6/96
10 Luke Prestridge vs. Den	9/11/83
10 Brian Hansen at N.E.	11/11/90
10 Shawn McCarthy at N.E.	12/ 6/92

MOST YARDS

511 Bob Grupp at K.C.	9/ 2/79
450 Steve O'Neal vs. NYJ	9/19/71
444 Chris Mohr at Buf	10/ 6/96
428 Luke Prestridge vs. Den	9/11/83

BEST AVG. (4-MIN)

55.6 Tom Tupa vs. N.E.	9/ 7/97
53.3 Boyd Dowler at G.B.	10/ 9/60
52.4 Shane Lecler vs. Oak	10/14/01
52.3 Yale Lary vs. Det	9/24/61
52.0 Bobby Walden vs. Min	11/15/64
52.0 Reggie Roby vs. Mia	9/25/88

LONGEST PUNT

79 Chuck Ramsey vs. NYJ	10/15/78
76 Larry Balden at S.F.	12/ 8/57
76 Bobby Walden at Min	10/22/67
74 Jeff Feagles at N.E.	10/ 2/88
73 Marv Boteman vs. Buf	10/ 2/77
73 Brad Costello vs. Cin	12/13/98

PUNT RETURNS

MOST (GAME)

8 Rick Upchurch vs. Den	10/22/78
8 Phil McConkey vs. S.D.	11/26/89
7 Danny Reeca vs. T.B.	9/ 9/79
7 Dino Hall at Cle	10/26/81
7 Willie Drewery at Hou	11/23/86
7 Chris Hale at Buf	9/20/92
7 Eric Guliford at Car	12/ 3/95

MOST YARDS

123 J.T. Smith at K.C.	11/ 2/80
107 Ricky Smith at N.E.	9/ 4/83
107 Eric Guliford at Car	12/ 3/95
106 James Pruitt at Mia	9/14/86
103 Garcia Lane at K.C.	11/24/85
97 (2 times)	

LONGEST RETURN

80f Stanley Morgan at N.E.	11/18/79
80 Desmond Howard vs. Det	10/29/00
77f Jake Scott at Mia	11/22/70
77f Irving Fryar at N.E.	11/10/85
76 Deion Sanders vs. Dal	10/31/99
74f Yale Lary vs. Det	10/ 3/53

HIGHEST AVG. (2 MIN)

45.5 Jake Scott at Mia	11/22/70
44.0 Willie Wood at G.B.	10/ 8/61
39.5 Mack Herron at N.E.	10/ 6/74
38.5 Nate Clements at Buf	11/ 4/01

MOST FAIR CATCHES

4 Kermit Alexander at S.F.	10/13/68
4 Thom Darden at Cle	9/16/73
4 Rod Woodson vs. Pit	10/ 6/91
4 Rod Woodson at Pit	11/22/92
4 Walter Stanley at N.E.	12/ 6/92
4 Jeff Ogden at Mia	12/17/00

KICKOFF RETURNS

MOST (GAME)

8 Allen Rossam at Phil	11/21/99
7 Ron Smith at Atl	11/12/67
7 Roell Preston vs. G.B.	11/16/97
7 Darrick Vaughn vs. Atl	12/16/01
6 (22 times) Last: Chris Cole vs. Den	1/ 6/02

MOST YARDS

211 Roell Preston vs. G.B.	11/16/97
206 Allen Carter vs. S.F.	12/21/75
202 Lenny Lyles at S.F.	12/18/60
198 Charlie Rogers at Sea	10/15/00
195 Darrick Vaughn vs. Atl	12/16/01

LONGEST RETURN

103f Tom Wilson vs. LA Rams	11/25/56
103f Herb Adderley at G.B.	11/18/62
102f Curtis Brown at Buf	9/24/78
101f Lance Rentzel at Min	11/14/65
101f Raymond Clayborn vs. N.E.	12/18/77

LONGEST NON-SCORING RETURN

96 Joe Arenas at S.F.	12/16/56
-----------------------	----------

HIGHEST AVG. (2 MIN)

67.3 Lenny Lyles at S.F.	12/18/60
62.0 Willie Galimore vs. Chi	10/ 4/58
61.5 Tom Wilson vs. LA Rams	11/25/56
60.0 Lance Rentzel at Min	11/14/65

FUMBLE RETURNS

LONGEST

80f Phil Wise at NYJ	12/ 2/73
78f Darrell Green at Was	11/ 7/93
75f Derrol Roy at NYJ	9/ 7/80

OPPONENTS CAREER BEST

MOST POINTS

207 Pat Leahy	N.Y. Jets
143 Steve Christie	T.B./Buf.
138 Paul Hornung	Green Bay
103 John Smith	New England
102 Adam Vinatieri	New England
101 Goro Yepremian	Det./Mia.

MOST TOUCHDOWNS (R-P-Rf)

16 Paul Hornung	Green Bay	(13-30)
16 Andre Reed	Buffalo	(0-16-0)
14 Stanley Morgan	New England	(0-13-1)
13 Rick Casares	Chi./No.	(11-20)
13 Jim Taylor	G.B./N.O.	(12-10)

MOST PATS

69 Pat Leahy	N.Y. Jets
52 John Smith	New England
42 George Blanda	Chi./Oak.
41 Scott Norwood	Buffalo
41 Uwe Von Schamann	Miami
41 Goro Yepremian	Det./Mia.

MOST PAT ATTS

75 Pat Leahy	N.Y. Jets
57 John Smith	New England
44 Uwe Von Schamann	Miami
43 George Blanda	Chi./Oak.
43 Goro Yepremian	Det./Mia.

MOST FG'S

46 Pat Leahy	N.Y. Jets
35 Steve Christie	T.B./Buf.
22 Adam Vinatieri	New England
20 Tony Franklin	Phil./N.E.
20 Garo Yepremian	Det./Mia.
19 Fred Cox	Minnesota
19 John Hall	N.Y. Jets
19 Pete Stoyanovich	Mia./K.C.

MOST FG ATTS

62 Pat Leahy	N.Y. Jets
44 Steve Christie	T.B./Buf.
36 Tommy Davis	San Francisco
34 Garo Yepremian	Det./Mia.
29 Pete Stoyanovich	Mia./K.C.

MOST CONSECUTIVE FG'S

18 Tony Franklin	Phil./N.E.
13 Olindo Mare*	Miami
12 Adam Vinatieri*	New England
12 John Smith	New England
11 Pat Leahy	N.Y. Jets
11 Steve Christie*	T.B./Buf.
9 Uwe Von Schamann	Miami
8 Doug Pelfrey	Cincinnati

MOST 50+ FG'S

2 Steve Christie	T.B./Buf.
2 Jason Hanson	Detroit
2 Chip Lohmiller	Washington
2 Pete Stoyanovich	Mia./K.C.
2 John Carney	S.D./N.O.
1 (14 others)	

MOST RUSHING ATTEMPTS

333 Curtis Martin	N.E./N.Y.J.
304 Thurman Thomas	Buffalo
251 Jim Taylor	G.B./N.O.
250 O.J. Simpson	Buffalo
221 Freeman McNeil	N.Y. Jets

MOST RUSHING YARDS

1540 Curtis Martin	N.E./N.Y.J.
1230 Thurman Thomas	Buffalo
1197 O.J. Simpson	Buffalo
1030 Freeman McNeil	N.Y. Jets
1022 Jim Taylor	G.B./N.O.

MOST RUSHING TOUCHDOWNS

13 Paul Hornung	Green Bay
12 Jim Taylor	G.B./N.O.
11 Rick Casares	Chicago
10 Antowain Smith	Buf./N.E.
8 John Riggins	N.Y.J./Wash.
8 Y.A. Tittle	N.Y.G./S.F.
7 (8 others)	

MOST 100+ GAMES

8 Curtis Martin	N.E./N.Y.J.
7 Freeman McNeil	N.Y. Jets
6 O.J. Simpson	Buffalo
5 Thurman Thomas	Buffalo
3 (5 others)	

MOST PASSING ATTEMPTS

1030 Dan Marino	Miami
512 John Brodie	San Francisco
500 Joe Ferguson	Buffalo
500 Jim Kelly	Buffalo
490 Drew Bledsoe	New England

MOST PASSING COMPLETIONS

624 Dan Marino	Miami
300 Jim Kelly	Buffalo
300 Drew Bledsoe	New England
275 John Brodie	San Francisco
259 Joe Ferguson	Buffalo

MOST PASSING YARDS

7537 Dan Marino	Miami
3752 Jim Kelly	Buffalo
3667 Joe Ferguson	Buffalo
3570 Steve Grogan	New England
3487 Drew Bledsoe	New England

MOST PASSING TOUCHDOWNS

54 Dan Marino	Miami
31 Joe Ferguson	Buffalo
28 Jim Kelly	Buffalo
25 Drew Bledsoe	New England
23 Vinny Testaverde	Balt./Cle./N.Y.J./T.B.
21 John Brodie	San Francisco
21 Steve Grogan	New England

MOST PASSES INTERCEPTED

29 John Brodie	San Francisco
27 Bart Starr	Green Bay
24 Y.A. Tittle	S.F./N.Y.G.
24 Steve Grogan	New England
22 Bill Wade	LA./Chi.

MOST 300+ GAMES

7 Dan Marino	Miami
5 Warren Moon	Hou./Sea.
4 Bill Wade	LA./Chi.
3 Joe Namath	N.Y. Jets
3 Brian Ship	Cleveland

MOST RECEPTIONS

128 Andre Reed	Buffalo
79 AJ Toon	N.Y. Jets
79 Stanley Morgan	New England
74 Irving Fryar	NE/Mia./Phil./Wash.
72 Billy Wilson	San Francisco

MOST RECEPTION YARDS

1718 Andre Reed	Buffalo
1615 Stanley Morgan	New England
1072 Tony Martin	Atl./Mia./S.D.
1060 Billy Wilson	San Francisco
1031 Wesley Walker	N.Y. Jets
1013 Nat Moore	Miami

MOST TOUCHDOWN RECEPTIONS

16 Andre Reed	Buffalo
13 Stanley Morgan	New England
11 Nat Moore	Miami
8 Wesley Walker	N.Y. Jets
8 Billy Wilson	San Francisco
8 Billy Howton	G.B./Dal.
8 Howard Cassady	Detroit
8 Tony Martin	Atl./Mia./S.D.

MOST 100+ GAMES

8 Stanley Morgan	New England
5 Tony Martin	S.D./Atl./Mia.
4 Harlon Hill	Chicago
3 (13 others)	
2 (26 others)	

MOST INTERCEPTIONS

11 Bobby Dillon	Green Bay
10 Jack Christiansen	Detroit
9 Dick LeBeau	Detroit
8 Michael Haynes	N.E./Oak.
7 (4 others)	

MOST INTERCEPTION YARDS

181 Bobby Dillon	Green Bay
172 Herb Adderley	Green Bay
140 Michael Haynes	N.E./Oak.
139 Hank Gremminger	Green Bay
137 Glenn Blackwood	Miami

MOST TOUCHDOWNS

2 Henry Jones	Buffalo
2 Ty Law	New England

MOST PUNTS

99 Chris Mohr	Buf./Atl.
81 Tommy Davis	San Francisco
78 Rich Camarillo	N.E./Ariz./Hou.
78 Reggie Roby	Mia./Wash./S.F.
77 Brian Hansen	N.O./N.E./Cle./N.Y.J.
77 John Kidd	Buf./S.D./Mia./NYJ.

MOST PUNT YARDS

3994 Chris Mohr	Buf./Atl.
3603 Tomy Davis	San Francisco
3445 Reggie Roby	Mia./Wash./S.F.
3425 Brian Hansen	N.O./N.E./Cle./N.Y.J.
3348 John Kidd	Buf./S.D./Mia./NYJ.

HIGHEST AVERAGE (MIN. 25 ATT.)

46.5 Boyd Dowler	Green Bay
44.8 Lyle Lary	Detroit
44.5 Sam Baker	Wash./Phil.
44.5 Tommy Davis	San Francisco
44.5 Brian Hansen	N.O./N.E./Cle./N.Y.J.

MOST TOUCHBACKS

12 Chris Mohr	Buffalo
11 Rich Camarillo	N.E./Ariz./Hou.
9 Yole Lary	Detroit
9 Lee Johnson	Cin./Cle./N.E./Ten.
7 (5 others)	
6 (4 others)	

MOST INSIDE 20

27 Rich Camarillo	N.E./Ariz./Hou.
25 John Kidd	Buf./S.D./Mia./NYJ.
24 Reggie Roby	Mia./Wash./S.F.
24 Chris Mohr	Buf./Atl.
17 Brian Hansen	N.O./N.E./Cle./N.Y.J.
17 Tom Tupa	Cle./N.E./N.Y.J.

RECORDS

100-YARD RUSHING GAMES (136)

Date	Player	No-Yds	Date	Player	No-Yds	Date	Player	No-Yds
10/15/00	James at Sea.	38-219	12/24/00	James vs. Minn.	26-128	12/17/00	James at Mia.	32-112
9/19/71	Bulaich vs. NYJ	22-198	9/13/98	Faulk at NE	29-127	11/ 7/77	Mitchell vs. Wash.	29-111
2/27/87	Dickerson vs. TB	33-196	11/ 8/64	Lorick at Chi.	14-126	10/17/99	James at NYJ	26-111
9/25/55	Ameche vs. Chi.	15-194	10/29/78	Washington at Mia.	20-126	12/11/00	James vs. Buf.	27-111
11/29/98	Faulk at Balt.	17-192	10/27/85	McMillan vs. GB	24-126	9/23/01	James vs. Buf.	23-111
10/28/56	Moore vs. GB	13-185	12/23/01	Rhodes vs. NYJ	17-126	9/25/66	Lorick vs. SF	18-110
11/30/75	Mitchell vs. KC	26-178	9/25/88	Dickerson vs. Mia.	30-125	11/19/67	Matte vs. Det.	17-110
10/ 1/95	Faulk vs. St.L. Rams	19-177	9/ 3/00	James at KC	28-124	12/18/83	Dickey vs. Hou.	23-110
12/16/01	Rhodes vs. Atl.	29-177	10/22/00	James vs. NE	20-124	12/30/90	Dickerson at Mia.	20-110
9/22/85	Wonsley vs. Det.	27-170	12/ 4/83	Dickey vs. NYJ	18-123	10/30/94	Faulk vs. NYJ	24-110
10/23/88	Dickerson at SD	30-169	11/13/54	Taseff vs. GB@M	15-122	11/ 9/97	Faulk vs. Cin.	18-110
12/ 4/88	Dickerson at Mia.	31-169	11/26/61	Moore at Wash.	6-122	9/30/73	McCauley vs. NO	20-109
12/18/88	Dickerson vs. Buf.	36-166	9/16/84	Dickey vs. St.L	23-121	10/30/83	McMillan at Phil.	19-109
12/21/86	Bentley at Raid.	25-162	11/11/56	Moore at Cle.	11-120	9/ 4/88	Dickerson vs. Hou.	24-109
11/25/56	Ameche vs. Rams	20-162	11/22/59	Ameche vs. SF	25-120	11/17/99	James vs. KC	20-109
10/11/87	Banks vs. NYJ	25-159	12/15/63	Matte vs. Rams	13-120	11/11/56	Ameche at Cle.	18-108
10/31/88	Dickerson vs. Den.	21-159	12/ 7/75	Mitchell at NYG	23-119	10/17/71	Bulaich at NYG	15-108
10/20/74	Mitchell at NYJ	40-156	10/16/60	Moore vs. Rams	9-118	12/15/85	McMillan at TB	13-108
11/15/87	Dickerson at Mia.	30-154	10/ 2/88	Dickerson at NE	29-118	11/14/99	James at NYG	16-108
10/ 1/55	Ameche vs. Det.	21-153	9/19/99	James at NE	32-118	10/12/75	Mitchell vs. Buf.	19-107
11/21/99	James at Phil.	22-152	11/26/00	James vs. Mia.	26-118	12/17/89	Dickerson vs. Mia.	21-107
10/22/89	Dickerson at Cin.	31-152	11/ 7/53	Huzvar at Det.	19-117	12/30/00*	James at Mia.	21-107
11/17/74	Mitchell at Atl.	33-151	10/29/55	Ameche vs. GB	22-117	9/17/61	Perry vs. Rams	18-106
12/31/95	*Crockett at SD	13-147	11/ 2/69	Matte vs. Wash.	21-117	11/23/75	Mitchell at Mia.	26-106
9/ 6/81	McMillan at NE	16-146	11/22/87	Dickerson at NE	27-117	9/19/76	Mitchell vs. Cin.	27-106
11/ 1/87	Bentley at NYJ	29-145	9/19/88	Dickerson at Cle.	22-117	11/ 4/79	Washington vs. Cin.	22-106
11/25/90	Dickerson at Cin.	22-143	12/16/90	Dickerson at NYJ	28-117	9/10/89	Dickerson vs. SF	19-106
9/ 4/94	Faulk at Hou.	23-143	12/ 1/91	Dickerson vs. Cle.	16-117	11/ 5/61	Perry vs. GB	21-105
10/21/01	James vs. N.E.	30-143	10/31/99	James vs. Dal.	27-117	12/ 9/73	Mitchell vs. Mia.	35-104
11/16/58	Ameche at Chi.	26-142	1/12/69*	Matte vs NYJ	11-116	9/11/94	Faulk at TB	18-104
12/16/73	Mitchell vs. NE	34-142	12/26/70*	Bulaich vs. Cin.	25-116	11/25/01	Rhodes vs. SF	27-104
10/ 9/77	Mitchell vs. Mia.	17-142	9/17/89	Dickerson at Rams	21-116	10/18/98	Faulk at SF	17-103
1/ 6/02	Rhodes vs. Den.	31-141	11/16/97	Faulk vs. GB	17-116	12/26/99	James at Cle.	28-103
10/29/00	James vs. Det.	31-139	10/14/01	James vs. Oak.	26-116	11/23/80	Dickey at NE	16-102
11/ 8/87	Dickerson vs. SD	35-138	9/26/76	Mitchell at Dal.	27-115	12/21/97	Faulk at Minn.	23-102
12/10/89	Dickerson vs. Cle.	26-137	9/20/81	Dickey at Den.	12-115	10/25/01	James at KC	27-102
11/22/53	Taliaferro vs. Rams	16-136	12/20/87	Dickerson at SD	23-115	12/ 5/96	Faulk vs. Phil.	16-101
10/19/58	Moore at Det.	12-136	12/13/98	Faulk vs. Cin.	26-115	12/12/99	James vs. NE	20-101
11/ 1/76	Mitchell vs. Hou.	28-136	11/30/58	Moore vs. SF	8-114	11/12/61	Perry at Minn.	19-100
11/29/87	Dickerson vs. Hou.	27-136	9/18/77	Mitchell at Sea.	32-114	10/ 6/85	Bentley vs. Buf.	17-100
9/ 9/01	James at NYJ	28-135	9/30/84	McMillan vs. Buf.	16-114	1/ 2/94	Potts vs. Buf.	14-100
9/30/73	Mitchell vs. NO	22-133	10/10/93	Potts vs. Dal.	18-113	11/ 4/01	Rhodes at Buf.	24-100
12/ 9/97	Faulk at NYJ	23-133	10/22/72	McCauley at NYJ	26-112			
11/19/89	Dickerson vs. NYJ	31-131	11/ 9/75	Mitchell at Buf.	27-112			
11/12/00	James vs. NYJ	31-131	10/ 6/85	McMillan vs. Buf.	20-112			
12/ 6/81	Dickey vs. Dal.	15-130	9/12/99	James vs. Buf.	26-112			
12/ 5/99	James at Mia.	23-130						
12/ 4/94	Faulk at Sea.	27-129						

*Post Season Game

LEADERS: Edgerrin James, 25; Eric Dickerson, 24; Lydell Mitchell, 16; Marshall Faulk, 14; Alan Ameche, 7; Curtis Dickey, 6; Randy McMillan, 6; Lenny Moore, 6; Dominic Rhodes, 5; Tom Matte, 4; Albert Bentley, 3; Norm Bulaich, 3; Joe Perry, 3; Tony Lorick, 2; Don McCauley, 2; Roosevelt Potts, 2; Joe Washington, 2; Chuck Banks, 1; Zack Crockett, 1; John Huzvar, 1; Carl Taseff, 1; George Taliaferro, 1; George Wonsley, 1

AGAINST OPPONENT: Jets, 15; Dolphins, 13; Bills, 11; Patriots, 10; Bengals, 7; Rams, 7; Browns, 6; Packers, 6; Lions, 6; 49ers, 6; Titans, 5; Chargers, 4; Chiefs, 4; Cowboys, 4; Bears, 3; Broncos, 3; Buccaneers, 3; Eagles, 3; Giants, 3; Redskins, 3; Seahawks 3; Vikings, 3; Falcons, 2; Raiders, 2; Saints, 2; Cardinals, 1; Ravens, 1; Jaguars, 0; Panthers, 0; Steelers, 0

TWO 100-YARD RUSHERS: Moore (120), Ameche (108) at Cle. 11/11/56; Mitchell (133), McCauley (109) vs. NO 9/30/73; McMillan (112), Bentley (100) vs. Buf. 10/6/85 **Total 3**

Date	Player	No-Yds	Date	Player	No-Yds	Date	Player	No-Yds
10/25/59	Berry vs. GB	10-117	11/ 8/59	Moore at Wash.	4-109	11/13/60	Berry at Chi.	6-104
12/ 4/60	Berry vs. Det.	10-117	10/21/73	Doughty at Det.	3-109	10/ 6/68	Mackey vs. Chi.	7-104
12/19/99	Harrison vs. Wash.	9-117	10/27/85	Bouza vs. GB	6-109	10/ 6/68	Orr vs. Chi.	2-104
12/ 1/63	Matte at Wash.	7-116	11/14/99	Harrison at NYG	6-109	10/27/85	Capers vs. GB	5-104
11/ 1/59	Moore vs. Cle.	5-115	10/29/00	Harrison vs. Det.	9-109	9/30/90	Bentley at Phil.	3-104
12/ 5/59	Moore at SF	6-115	12/ 3/00	Wilkins at NYJ	7-109	12/13/92	Cash at NYJ	7-104
1/ 3/71	*Hinton vs. Raid.	5-115	12/24/00	Harrison vs. Minn.	12-109	11/ 8/59	Mutscheller at Wash.	6-103
9/24/72	Havrilak vs. NYJ	4-115	10/12/58	Moore vs. GB@M	6-108	11/22/64	Mackey at Rams	4-103
9/ 3/00	Harrison at KC	9-115	12/17/66	Orr at SF	4-108	12/15/96	Harrison at KC	6-103
11/30/58	Berry vs. SF	9-114	9/14/80	Carr vs. Pit.	6-108	9/25/00	Harrison vs. Jax.	2-103
9/24/72	Mitchell vs. NYJ	8-114	10/31/88	Brooks vs. Den.	3-108	11/25/65	Mackey at Det.	5-102
12/12/76	Carr vs. Buf.	4-114	11/19/89	Rison vs. NYJ	5-108	12/15/74	Chester vs. NYJ	8-102
12/13/81	Carr at Wash.	6-114	10/20/57	Mutscheller at Det.	5-107	11/ 9/75	Doughty at Buf.	3-102
10/ 2/60	Berry vs. Chi.	7-113	11/15/64	Moore vs. Minn.	3-107	11/20/77	Chester vs. NYJ	5-102
10/19/69	Orr at NO	5-113	9/28/75	Doughty vs. Raid.	5-106	9/ 6/98	Harrison vs. Mia.	5-102
9/29/85	Butler at NYJ	4-113	10/10/76	Chester vs. Mia.	5-106	11/22/98	Faulk at Buf.	8-102
11/25/56	Mutscheller vs. Rams	5-112	11/17/91	Brooks vs. Chi.	7-106	12/28/58	*Moore at NYG	6-101
10/15/61	Mutscheller at Chi.	4-112	11/29/92	Arbuckle vs. Buf.	9-106	10/15/78	Doughty vs. NYJ	7-101
11/27/77	McCauley at Den.	11-112	12/ 5/96	Harrison vs. Phil.	6-106	11/26/89	Brooks vs. SD	8-101
11/14/93	Langhorne vs. NYJ	8-112	10/31/54	Edwards at Wash.	8-105	11/19/95	Dawkins at NE	4-101
12/ 1/63	Orr at Wash.	7-111	12/16/61	Orr at SF	4-105	12/16/01	Pollard vs. At.	5-101
10/10/71	Mitchell at Buf.	6-111	11/17/68	Mackey vs. St.L	5-105	10/20/57	Moore at Det.	6-100
10/ 8/89	Brooks vs. Buf.	5-111	9/23/73	Doughty vs. NYJ	5-105	11/18/62	Orr at GB	5-100
11/21/99	Wilkins at Phil.	4-111	10/26/75	M. Johnson at NYJ	3-105	10/24/65	Orr vs. Rams	5-100
11/ 4/62	Orr at SF	5-110	11/23/86	Brooks at Hou.	7-105	10/31/71	Richardson vs. Pit.	4-100
10/ 1/67	Perkins vs. SF	5-110	9/22/91	Johnson vs. Det.	9-105	11/10/91	Hester at NYJ	5-100
12/18/77	Doughty vs. NE	5-110	10/18/92	Hester vs. SD	8-105	12/14/97	Dilger at NYJ	5-100
9/26/93	Hester vs. Cle.	7-110	10/ 1/94	Dawkins at Buf.	6-105			
10/21/56	Mutscheller at Chi.	5-109	9/19/99	Harrison at NE	7-105			

LEADERS: Marvin Harrison, 27; Raymond Berry, 24; Lenny Moore, 19; Jimmy Orr, 18; Roger Carr, 10; Bill Brooks, 9; John Mackey, 8; Glenn Doughty, 6; Jim Mutscheller, 6; Willie Richardson, 5; Sean Dawkins, 5; Raymond Chester, 4; Marshall Faulk, 4; Jessie Hester, 4; Ken Dilger, 3; Eddie Hinton, 3; Ray Perkins, 3; Andre Rison, 3; Terrence Wilkins, 3; Ray Butler, 2; Sam Havrilak, 2; Anthony Johnson, 2; Reggie Langhorne, 2; Tom Mitchell, 2; Marcus Pollard, 2; Torrance Small, 2; Joe Washington, 2; Charles Arbuckle, 1; Albert Bentley, 1; Matt Bouza, 1; Wayne Capers, 1; Kerry Cash, 1; Dan Edwards, 1; E. G. Green, 1; Alex Hawkins, 1; Bernard Henry, 1; Roy Jefferson, 1; Marshall Johnson, 1; Tom Matte, 1; Don McCauley, 1; Lydell Mitchell, 1; Walter Murray, 1; Jerome Pathon, 1; Tracy Porter, 1; George Taliaferro, 1; Buddy Young, 1

AGAINST OPPONENT: Jets, 19; Redskins, 16; Lions, 16; Bears, 14; Bills, 14; 49ers, 13; Patriots, 13; Rams, 9; Vikings, 9; Packers, 8; Dolphins, 7; Giants, 6; Browns, 5; Chargers, 5; Eagles, 5; Broncos, 5; Bengals, 4; Cardinals, 4; Chiefs, 4; Falcons, 4; Cowboys, 3; Steelers, 3; Raiders, 3; Saints, 3; Jaguars, 2; Seahawks, 2; Buccaneers, 1; Ravens, 1; Titans, 1; Panthers, 0

TWO 100-YARD RECEIVERS: Mutscheller (107), Moore (100) at Det. 10/20/57; Berry (178), Moore (101) at NYG 12/28/58*; Berry (156), Moore (115) vs. Cle. 11/1/59; Moore (109), Mutscheller (103) at Wash. 11/8/59; Moore (140), Berry (113) vs. Chi. 10/2/60; Berry (137), Moore (137) vs. GB 11/6/60; Berry (181), Moore (139) vs. SF 11/26/60; Moore (139), Berry (117) vs. Det. 12/4/60; Orr (133), Berry (122) vs. Wash. 12/8/62; Matte (116), Orr (111) at Wash. 12/1/63; Mackey (144), Berry (127) vs. Min. 12/8/63; Berry (131), Orr (131) vs. Wash. 11/6/66; Mackey (160), Orr (104) vs. Chi. 10/6/68; Richardson (126), Mackey (105) vs. St.L 11/17/68; Perkins (124), Richardson (100) vs. Pit. 10/31/71; Havrilak (115), T. Mitchell (114) vs. NYJ 9/24/72; Carr (136), Doughty (102) at Buf. 11/9/75; Chester (122), Doughty (110) vs. NE 12/18/77; Bouza (109), Capers (104) vs. GB 10/27/85; Green (124), Harrison (121) vs. Buf. 9/12/99; Wilkins (148), Harrison (103) vs. Jax. 9/25/00; Pathon (168), Harrison (146) vs. Buf. 9/23/01. **Total 22**

10+ RECEIVING GAMES (36)

Date	Player	No-Yds	Date	Player	No-Yds	Date	Player	No-Yds
12/26/99	Harrison at Cle.	14-138	12/ 8/62	Berry vs. Wash.	11-122	12/12/65	Berry vs. GB	10-125
12/15/74	Mitchell vs. NYJ	13- 82	9/24/67	Richardson at Phil.	11-184	11/ 6/66	Berry vs. Wash.	10-131
9/ 2/79	Washington at KC	13-130	9/28/70	Hinton vs. KC	11-190	11/12/78	McCauley at Sea.	10- 88
9/26/99	Harrison at SD	13-196	11/10/74	Mitchell vs. Den.	11- 90	11/11/79	Washington at Mia.	10-121
10/ 8/00	Harrison at NE	13-159	11/27/77	McCauley at Den.	11-112	11/18/79	McCauley at NE	10- 80
11/10/57	Berry at Wash.	12-224	10/11/81	Dickey vs. Cin.	11- 88	12/ 2/79	Washington at NYJ	10- 57
12/28/58	*Berry at NYG	12-178	11/ 8/81	McMillan vs. NYJ	11- 68	9/15/91	Johnson at Raid.	10- 89
11/28/76	Mitchell vs. NYJ	12- 64	9/ 1/91	Johnson vs. NE	11- 87	11/24/91	Brooks vs. GB@M	10- 70
11/ 7/93	Langhorne at Wash.	12-203	9/28/58	Berry vs. Det.	10-149	11/ 7/93	Johnson at Wash.	10- 83
12/24/00	Harrison vs. Minn.	12-109	10/25/59	Berry vs. GB	10-117	12/ 1/96	Faulk vs. Buf.	10- 78
11/ 1/59	Berry vs. Cle.	11-156	11/ 6/60	Berry vs. GB	10-137	9/10/00	Harrison vs. Oak.	10-141
12/23/01	Harrison vs. NYJ	12-127	12/ 4/60	Berry vs. Det.	10-117			
10/23/60	Berry at Det.	11-186						

LEADERS: Raymond Berry 11; Marvin Harrison, 6; Anthony Johnson, 3; Don McCauley, 3; Lydell Mitchell, 3; Joe Washington, 3; Bill Brooks, 1; Curtis Dickey, 1; Marshall Faulk, 1; Eddie Hinton, 1; Reggie Langhorne, 1; Randy McMillan, 1; Willie Richardson, 1

TWO 10+ RECEIVERS: Langhorne (12), Johnson (10) at Wash. 11/7/93

YEAR-BY-YEAR LEADERS

SCORING

	TD	PAT	FG	TP	RUSHING	Yards	Attempts	Avg.	Long	TD	
1953	Bert Rechichar	3	0-0	5-12	33	John Huizar	515	119	4.3	36	4
1954	Gary Kerkorian	1	11-12	5-10	32	Buddy Young	311	70	4.4	57	2
1955	Bert Rechichar	0	25-26	10-24	55	Alan Ameche	961	213	4.5	79	9
1956	Lenny Moore	9	0-0	0-0	54	Alan Ameche	858	178	4.8	43	8
1957	Lenny Moore	11	0-0	0-0	66	Alan Ameche	493	144	3.4	49	5
1958	Lenny Moore	14	0-0	0-0	84	Alan Ameche	791	171	4.6	22	8
1959	Raymond Berry	14	0-0	0-0	84	Alan Ameche	679	178	3.8	26	7
1960	Lenny Moore	13	0-0	0-0	78	Lenny Moore	374	91	4.1	57	4
1961	Steve Myhra	0	33-34	21-39	96	Joe Perry	675	168	4.0	27	3
1962	Dick Bielski	2	25-28	11-25	70	Lenny Moore	470	106	4.4	25	2
1963	Jim Martin	0	32-35	24-39	104	Tom Matte	541	133	4.1	31	4
1964	Lenny Moore	20	0-0	0-0	120	Lenny Moore	584	157	3.7	32	16
1965	Lou Michaels	0	48-48	17-28	99	Jerry Hill	516	147	3.5	20	5
1966	Lou Michaels	0	35-36	21-39	98	Tony Lorick	524	143	3.7	41	3
1967	Lou Michaels	0	46-48	20-37	106	Tom Matte	636	147	4.3	30	9
1968	Lou Michaels	0	48-50	18-28	102	Tom Matte	662	183	3.6	23	9
1969	Tom Matte	13	0-0	0-0	78	Tom Matte	909	235	3.9	26	11
1970	Jim O'Brien	0	36-38	19-34	93	Norm Bulaich	426	139	3.0	15	3
1971	Jim O'Brien	0	35-36	20-29	95	Norm Bulaich	741	152	4.9	67	8
1972	Jim O'Brien	2	24-24	13-31	75	Don McCauley	675	178	3.8	36	2
1973	George Hunt	0	22-24	16-28	70	Lydell Mitchell	963	253	3.8	36	2
1974	Toni Linhart	0	22-22	12-20	58	Lydell Mitchell	757	214	3.5	31	5
1975	Lydell Mitchell	15	0-0	0-0	90	Lydell Mitchell	1193	289	4.1	70	11
1976	Toni Linhart	0	49-51	20-27	109	Lydell Mitchell	1200	289	4.2	43	5
1977	Toni Linhart	0	32-35	17-26	83	Lydell Mitchell	1159	301	3.9	64	3
1978	Toni Linhart	0	27-31	8-17	51	Joe Washington	956	240	4.0	29	0
1979	Steve Mike-Mayer	0	28-29	11-20	61	Joe Washington	884	242	3.6	26	4
1980	Steve Mike-Mayer	0	43-46	12-23	79	Curtis Dickey	800	176	4.5	51	11
1981	Curtis Dickey	10	0-0	0-0	60	Curtis Dickey	779	164	4.8	67	7
1982	Mike Wood	0	6-6	6-10	24	Randy McMillan	305	101	3.0	13	1
1983	Raul Allegre	0	22-24	30-35	112	Curtis Dickey	1122	254	4.4	56	4
1984	Raul Allegre	0	14-14	11-18	47	Randy McMillan	705	163	4.3	31	5
1985	Raul Allegre	0	36-39	16-26	84	Randy McMillan	858	190	4.5	38	7
1986	Dean Biasucci	0	26-27	13-25	65	Randy McMillan	609	189	3.2	28	3
1987	Dean Biasucci	0	24-24	24-27	96	Eric Dickerson	1011	223	4.5	53	5
1988	Dean Biasucci	0	39-40	25-32	114	Eric Dickerson	1659	388	4.3	41	14
1989	Dean Biasucci	0	31-32	21-27	94	Eric Dickerson	1311	314	4.2	21	7
1990	Dean Biasucci	0	32-33	17-24	83	Eric Dickerson	677	166	4.1	43	4
1991	Dean Biasucci	0	14-14	15-26	59	Eric Dickerson	536	167	3.2	28	2
1992	Dean Biasucci	0	24-24	16-29	72	Anthony Johnson	592	178	3.3	19	0
1993	Dean Biasucci	0	15-16	26-31	93	Roosevelt Potts	711	179	4.0	34	0
1994	Dean Biasucci	0	37-37	16-24	85	Marshall Faulk	1282	314	4.1	52	11
1995	Marshall Faulk	14	0-0	0-0	84	Marshall Faulk	1078	289	3.7	40	11
1996	Cary Blanchard	0	27-27	36-40	135	Marshall Faulk	587	198	3.0	43	7
1997	Cary Blanchard	0	21-21	32-41	117	Marshall Faulk	1054	264	4.0	45	7
1998	Mike Vanderjagt	0	23-23	27-31	104	Marshall Faulk	1319	324	4.1	68	6
1999	Mike Vanderjagt	0	43-43	34-38	145	Edgerrin James	1553	369	4.2	72	13
2000	Mike Vanderjagt	0	46-46	25-27	121	Edgerrin James	1709	387	4.4	30	13
2001	Mike Vanderjagt	0	41-42	28-34	125	Dominic Rhodes	1104	233	4.7	77	9



K-Mike Vanderjagt is the only player in Colts history to score more than 100 points in four consecutive seasons.

PASSING

	Attempts	Comp.	Pct.	Yards	TD	Int
1953 Fred Enke	169	71	42.0	1054	8	15
1954 Gary Kerkorian	217	117	53.9	1515	9	12
1955 George Shaw	237	119	50.2	1586	10	19
1956 John Unitas	198	110	55.6	1498	9	10
1957 John Unitas	301	172	57.1	2550	24	17
1958 John Unitas	263	136	51.7	2007	19	7
1959 John Unitas	367	193	52.6	2899	32	14
1960 John Unitas	378	190	50.3	3099	25	24
1961 John Unitas	420	229	54.5	2990	16	24
1962 John Unitas	389	222	57.1	2967	23	23
1963 John Unitas	410	237	57.8	3481	20	12
1964 John Unitas	305	158	51.8	2824	19	6
1965 John Unitas	282	164	58.2	2530	23	12
1966 John Unitas	348	195	56.0	2748	22	24
1967 John Unitas	436	255	58.5	3428	20	16
1968 Earl Morrall	317	182	57.4	2909	26	17
1969 John Unitas	327	178	54.4	2342	12	20
1970 John Unitas	321	166	51.7	2213	14	18
1971 John Unitas	176	92	52.3	942	3	9
1972 Marty Domres	222	115	51.8	1392	11	6
1973 Marty Domres	191	93	48.7	1153	9	13
1974 Bert Jones	270	143	53.0	1610	8	12
1975 Bert Jones	344	203	59.0	2483	18	8
1976 Bert Jones	343	207	60.4	3104	24	9
1977 Bert Jones	393	224	57.0	2686	17	11
1978 Bill Troup	296	154	52.0	1882	10	21
1979 Greg Landry	457	270	59.1	2932	15	15
1980 Bert Jones	446	248	55.6	3134	23	21
1981 Bert Jones	426	244	57.3	3094	21	20
1982 Mike Pagel	221	111	50.2	1281	5	7
1983 Mike Pagel	328	163	49.7	2353	12	17
1984 Mike Pagel	212	114	53.8	1426	8	8
1985 Mike Pagel	394	199	50.5	2414	14	15
1986 Jack Trudeau	417	204	48.9	2225	8	18
1987 Jack Trudeau	229	128	55.9	1587	6	6
1988 Chris Chandler	233	129	55.4	1619	8	12
1989 Jack Trudeau	362	190	52.5	2317	15	13
1990 Jeff George	334	181	54.2	2152	16	13
1991 Jeff George	485	292	60.2	2910	10	12
1992 Jeff George	306	167	54.6	1963	7	15
1993 Jeff George	407	234	57.5	2526	8	6
1994 Jim Harbaugh	202	125	61.9	1440	9	6
1995 Jim Harbaugh	314	200	63.7	2575	17	5
1996 Jim Harbaugh	405	232	57.3	2630	13	11
1997 Jim Harbaugh	309	189	61.2	2060	10	4
1998 Peyton Manning	575	326	56.7	3739	26	28
1999 Peyton Manning	533	331	62.1	4135	26	15
2000 Peyton Manning	571	357	62.5	4413	33	15
2001 Peyton Manning	547	343	62.7	4131	26	23

PASS RECEPTIONS

	No.	Yards	Avg.	Long	TD
Dan Edwards	35	312	8.9	32	3
Dan Edwards	40	531	13.3	42	1
Jim Mutscheller	33	518	15.7	48	7
Jim Mutscheller	44	715	16.3	53	6
Raymond Berry	47	800	17.0	67	6
Raymond Berry	56	794	14.2	54	9
Raymond Berry	66	959	14.5	55	14
Raymond Berry	74	1298	17.5	70	10
Raymond Berry	75	837	11.6	44	0
Jimmy Orr	55	974	17.7	80	11
Tom Matte	48	466	9.7	49	1
Raymond Berry	43	663	15.4	46	6
Raymond Berry	58	739	12.7	40	7
Raymond Berry	56	786	14.0	40	7
Willie Richardson	63	860	13.7	31	8
John Mackey	45	644	14.3	45	5
Willie Richardson	43	646	15.0	39	3
Eddie Hinton	47	733	15.3	40	5
Tom Mitchell	33	402	12.2	35	0
Tom Mitchell	40	494	12.3	34	4
Glenn Doughty	25	587	23.5	66	4
Lydell Mitchell	72	544	7.6	24	2
Lydell Mitchell	60	544	9.1	35	4
Lydell Mitchell	60	555	9.3	40	3
Lydell Mitchell	71	620	8.7	38	4
Joe Washington	45	377	8.4	33	1
Joe Washington	82	750	9.1	43	3
Roger Carr	61	924	15.1	43	5
Randy McMillan	50	466	9.3	31	1
Matt Bouza	22	287	13.0	34	2
Bernard Henry	30	416	13.9	40	4
Ray Butler	43	664	15.4	74	6
Pat Beach	36	376	10.4	30	6
Matt Bouza	71	830	11.7	33	5
Bill Brooks	51	722	14.2	52	3
Bill Brooks	54	867	16.1	53	3
Bill Brooks	63	919	14.6	55	4
Albert Bentley	71	664	9.4	73	2
Bill Brooks	72	888	12.3	46	4
Reggie Langhorne	65	811	12.5	34	1
Reggie Langhorne	85	1038	12.2	72	3
Floyd Turner	52	593	11.4	28	6
Marshall Faulk	56	475	8.5	34	3
Marvin Harrison	64	836	13.1	41	8
Marvin Harrison	73	866	11.9	44	6
Marshall Faulk	86	908	10.6	78	4
Marvin Harrison	115	1663	14.5	57	13
Marvin Harrison	102	1413	13.9	78	14
Marvin Harrison	109	1524	14.0	68	15



OT-Tarik Glenn is a key member of the offensive line that has allowed the Colts to top 5,000 net yards of offense in each of the last four seasons. That four-year streak is the best in franchise history.

KICKOFF RETURNS

	No.	Yards	Avg.	Long	TD	
1953	Larry Coutre	12	318	26.5	78	0
1954	Buddy Young	13	308	23.7	30	0
1955	Bob White	14	400	28.6	54	0
1956	Billy Vessels	16	379	23.7	42	0
1957	Jack Call	14	329	23.5	45	0
1958	Lenny Lyles	11	398	36.2	103†	2
1959	Johnny Sample	17	457	26.9	80	0
1960	Johnny Sample	18	519	28.8	94	1
1961	Lenny Lyles	28	672	24.0	64	0
1962	Bake Turner	20	504	25.2	37	0
1963	Tom Matte	16	331	20.7	34	0
1964	Tony Lorick	13	385	29.6	71	0
1965	Alvin Haymond	20	614	30.7	53	0
1966	Lenny Moore	18	453	25.2	54	0
1967	Lenny Moore	16	392	24.4	37	0
1968	Preston Pearson	15	527	30.4	102†	2
1969	Jim Duncan	19	560	29.5	92	1
1970	Jim Duncan	20	707	35.4	99	1
1971	Charlie Pittman	14	330	23.6	37	0
1972	Bruce Laird	29	843	29.1	73	0
1973	Cotton Speyrer	17	496	29.1	101†	1
1974	Bruce Laird	19	499	26.3	55	0
1975	Bruce Laird	31	799	25.8	65	0
1976	Howard Stevens	30	710	23.7	83	0
1977	Bruce Laird	24	541	22.5	35	0
1978	Marshall Johnson	41	927	22.6	57	0
1979	Nesby Glasgow	50	1126	22.5	58	0
1980	Nesby Glasgow	33	743	22.5	44	0
1981	Zachary Dixon	36	737	20.5	46	0
1982	Larry Anderson	27	517	19.1	33	0
1983	Kendall Williams	20	490	24.5	90	0
1984	Phil Smith	32	651	20.3	96†	1
1985	Albert Bentley	27	674	25.0	48	0
1986	Albert Bentley	32	687	21.5	37	0
1987	Albert Bentley	22	500	22.7	45	0
1988	Albert Bentley	39	775	19.9	40	0
1989	Clarence Verdin	19	371	19.5	29	0
1990	Stacey Simmons	19	348	18.3	34	0
1991	Clarence Verdin	36	689	19.1	88†	1
1992	Clarence Verdin	39	815	20.9	42	0
1993	Clarence Verdin	50	1050	21.0	38	0
1994	Ronald Humphrey	35	783	22.4	95†	1
1995	Aaron Bailey	21	495	23.6	95†	1
1996	Aaron Bailey	43	1041	24.2	95†	1
1997	Aaron Bailey	55	1206	21.9	61	0
1998	Aaron Bailey	34	759	22.3	44	0
1999	Terrence Wilkins	51	1134	22.2	97†	1
2000	Jerome Pathon	26	583	22.4	48	0
2001	Terrence Wilkins	44	1007	22.9	50	0

PUNT RETURNS

	No.	Yards	Avg.	Long	TD	FC
George Taliaferro	10	31	3.1	7	0	0
Buddy Young	14	60	4.3	16	0	0
Bert Rechichar	30	121	4.0	24	0	0
Carl Taseff	27	233	8.6	90	1	0
Bert Rechichar	22	71	3.2	22	0	0
Carl Taseff	29	196	6.8	33	0	0
Carl Taseff	15	104	6.9	25	0	0
Johnny Sample	14	101	7.2	26	0	0
Bob Boyd	18	173	9.6	46	0	0
Bake Turner	9	94	10.4	43	0	0
Jerry Logan	28	279	10.0	38	0	0
Wendell Harris	17	214	12.6	39	0	5
Alvin Haymond	41	403	9.8	55	0	9
Alvin Haymond	40	347	8.7	64	0	8
Alvin Haymond	26	155	6.0	31	0	4
Rick Volk	25	198	7.9	24	0	7
Rick Volk	10	58	5.8	14	0	6
Ron Gardin	28	330	11.8	80	1	20
Rick Volk	22	118	5.4	18	0	20
Bruce Laird	34	303	8.9	42	0	11
Bruce Laird	15	72	4.8	13	0	6
Tim Berra	16	114	7.1	14	0	2
Howard Stevens	36	396	11.0	53	0	8
Howard Stevens	39	31	7.9	44	0	9
Howard Stevens	34	301	8.9	24	0	6
Marshall Johnson	25	143	5.7	17	0	10
Nesby Glasgow	44	352	8.0	75†	1	11
Nesby Glasgow	23	187	8.1	20	0	15
David Shula	10	50	5.0	11	0	7
Larry Anderson	8	54	6.8	28	0	4
Larry Anderson	20	138	6.9	20	0	4
Larry Anderson	27	182	6.7	19	0	7
Robbie Martin	40	443	11.1	70†	1	7
Bill Brooks	18	141	7.8	18	0	7
Bill Brooks	22	136	6.2	17	0	9
Clarence Verdin	22	239	10.9	73†	1	7
Clarence Verdin	23	296	12.9	49†	1	5
Clarence Verdin	28	352	12.6	36	0	3
Clarence Verdin	25	163	6.6	22	0	10
Clarence Verdin	24	268	11.2	84†	2	12
Clarence Verdin	30	173	5.8	24	0	17
Dewell Brewer	42	339	8.1	75†	1	8
Ray Buchanan	16	113	7.1	17	0	4
Marvin Harrison	18	177	9.8	31	0	9
Brian Stablain	17	133	7.8	20	0	9
Aaron Bailey	19	176	9.3	33	0	4
Terrence Wilkins	41	388	9.5	39†	1	17
Terrence Wilkins	29	240	8.3	36	0	13
Terrence Wilkins	21	219	10.4	78	1	4



WR-Terrence Wilkins became the first Colts player with a scoring kickoff and punt return in the same season. Wilkins had a 97† KOR vs. Miami and a 39† PR at the New York Giants in 1999.

INTERCEPTIONS						PUNTING						
	No.	Yards	Avg.	Long	TD		No.	Yards	Avg.	Long	Blk	
1953	Tom Keane	11	118	10.7	35	0	George Talaferro	65	2437	37.5	61	0
1954	Don Shula	5	84	16.8	25	0	Cotton Davidson	72	2678	37.2	55	1
	Tom Keane	5	22	4.4	7	0						
1955	Bert Rechichar	6	109	18.2	40	0	Monte Brethauer	55	2161	39.3	56	0
1956	Bert Rechichar	4	63	15.8	42	0	Bert Rechichar	33	1277	38.7	56	0
1957	Milt Davis	10	219	21.9	75	2	Cotton Davidson	47	1663	35.4	56	0
1958	Andy Nelson	8	199	24.9	69	1	Ray Brown	41	1635	39.9	60	0
	Ray Brown	8	149	18.6	30	0						
1959	Milt Davis	7	119	17.0	57	1	Dave Sherer	51	2132	41.8	60	0
	Don Shinnick	7	70	10.0	23	0						
1960	Bob Boyd	7	132	18.9	74	0	Ray Brown	52	2001	38.5	55	0
1961	Gary Glick	4	18	4.5	10	0	Tom Gilburg	42	1804	43.0	61	0
1962	Bob Boyd	7	163	23.3	38	0	Tom Gilburg	57	2384	41.8	62	0
1963	Jim Welch	4	49	12.3	15	0	Tom Gilburg	52	2173	41.8	64	0
1964	Bob Boyd	9	185	20.6	47	0	Joe Don Looney	32	1358	42.4	64	0
1965	Bob Boyd	9	78	8.7	24	1	Tom Gilburg	54	2139	39.6	66	0
1966	Bob Boyd	6	114	19.0	37	1	David Lee	49	2233	45.6	64	1
1967	Bob Boyd	6	145	24.2	41	1	David Lee	49	2079	42.4	68	0
	Rick Volk	6	145	24.2	94	1						
1968	Bob Boyd	8	160	20.0	49	1	David Lee	49	1833	39.4	59	1
1969	Rick Volk	4	36	9.0	23	0	David Lee	57	2580	45.3	66	0
1970	Jerry Logan	6	92	15.3	33	2	David Lee	63	2820	44.7	62	1
1971	Charlie Stukes	8	95	11.9	40	0	David Lee	62	2542	41.0	76	0
1972	Charlie Stukes	5	23	4.6	11	0	David Lee	57	2400	42.1	60	1
1973	Stan White	4	40	10.0	22	1	David Lee	62	2398	38.7	60	2
1974	Mike Curtis	3	24	8.0	11	0	David Lee	71	2634	37.1	58	1
1975	Stan White	8*	135	16.9	32	1	David Lee	86	3402	39.6	62	1
1976	Jackie Wallace	5	105	21.0	41	0	David Lee	59	2342	39.7	56	0
1977	Lyle Blackwood	10	163	16.3	37	0	David Lee	82	3142	38.3	59	2
1978	Norm Thompson	6	52	8.7	31	0	David Lee	92	3513	38.2	67	2
1979	Sanders Shiver	4	85	21.2	52	0	Bucky Dilts	99	3657	36.9	53	2
	Lyle Blackwood	4	63	15.8	27	0						
	Larry Braziel	4	49	12.2	31	1						
1980	Bruce Laird	5	71	14.2	18	0	Mike Bragg	82	3203	39.1	59	2
1981	Bruce Laird	3	59	19.7	24	0	Mike Garrett	78	3071	39.4	57	0
	Larry Braziel	3	35	11.7	27	0						
1982	Kim Anderson	2	25	12.5	25	0	Rohn Stark	46	2044	44.4	60	0
1983	Derrick Hatchett	4	36	9.0	25	0	Rohn Stark	91	4124	45.3*	68	0
1984	Eugene Daniel	6	25	4.2	18	0	Rohn Stark	98	4383	44.7	72	0
1985	Eugene Daniel	8	53	6.6	29	0	Rohn Stark	78	3584	45.9*	68	2
1986	Leonard Coleman	4	36	9.0	31	0	Rohn Stark	76	3432	45.2*	63	0
1987	Mike Prior	6	57	9.5	38	0	Rohn Stark	61	2440	40.0	63	2
1988	Willie Tullis	4	36	9.0	20	0	Rohn Stark	64	2784	43.5	65	0
1989	Keith Taylor	7	225	32.1	80†	1	Rohn Stark	79	3392	42.9	64	1
1990	Mike Prior	3	66	22.0	36	0	Rohn Stark	71	3084	43.4	61	1
1991	John Baylor	4	50	12.5	32	0	Rohn Stark	82	3492	42.6	65	0
1992	Mike Prior	6	44	7.3	19	0	Rohn Stark	83	3716	44.8	64	0
1993	Ray Buchanan	4	45	11.3	28	0	Rohn Stark	83	3595	43.3	65	0
1994	Ray Buchanan	8	221	27.6	90†	3	Rohn Stark	73	3092	42.4	60	1
1995	Eugene Daniel	3	142	47.3	97†	1	Chris Gardocki	63	2681	42.6	69	0
	Ashley Ambrose	3	12	4.0	7	0						
1996	Jason Belsler	4	81	20.3	44†	2	Chris Gardocki	68	3105	45.7	61	0
1997	Jason Belsler	2	121	60.5	50†	1	Chris Gardocki	67	3034	45.3	72	0
1998	(Seven players tied at 1)						Chris Gardocki	79	3583	45.4	62	0
1999	Tyrone Poole	3	85	28.3	38	0	Hunter Smith	58	2467	42.5	61	2
2000	Jeff Burris	4	38	9.5	27†	1	Hunter Smith	65	2906	44.7	65	0
2001	Jeff Burris	3	69	23.0	30	1	Hunter Smith	68	3023	44.5	65	0
	David Macklin	3	15	5.0	11	0	*Led NFL					

*NFL Record (Linebackers)

2 0 0 2 I N D I A N A P O L I S C O L T S

Table with 12 columns: PLAYER, No., Yds., Avg., TD, PLAYER, No., Yds., Avg., TD. Lists player statistics for the 2002 season.

Table with 7 columns: PLAYER, Att., Comp., Yds., TD, Int., PASSING. Lists passing statistics for the 2002 season.

Table with 7 columns: PLAYER, Att., Yds., Avg., In20, TB, Blkd., PUNTING. Lists punting statistics for the 2002 season.

Table with 7 columns: PLAYER, Att., Yds., Avg., In20, TB, Blkd., PUNTING. Lists punting statistics for the 2002 season.

Inside 20 and TBs not recorded until 1976

SCORING

PLAYER	TDS	RUSH	PASS	INT	FUM	KOR	PR	BLKD	PATs	FGs	S	2PT	TOTAL
Dean Biasucci									255-261	176-250			783
Lenny Moore	113	63	48		1	1							678
Lou Michaels									263-270	107-198	1		586
Mike Vanderjagt									153-154	114-130			495
Raymond Berry	68		68										408
Toni Linhart									184-195	70-116			394
Marvin Harrison	62		62									4	380
Don McCauley	58	40	17			1							348
Tom Matte	57	45	12										342
Cary Blanchard													334
Steve Myhra									73-73	87-105			312
Marshall Faulk	51	42	9						180-189	44-91			306
Jimmy Orr	50		50										300
Alan Ameche	44	40	4										264
Jim O'Brien	2		2						95-98	52-94			263
Lydell Mitchell	41	27	14										246
Raul Allegre									72-77	57-79			243
Jim Mutscheller	40		40										240
Edgerrin James	38	29	9									2	232
John Mackey	38		38										228
Eric Dickerson	35	32	3										210
Curtis Dickey	34	26	8										204
Roger Carr	29		29										174
Albert Bentley	28	19	8										168
Bill Brooks	28		28					1					168
Bert Rechichar	4		3	1					56-63	28-81			164
Randy McMillan	26	24	2										156
Jerry Hill	25	22	3										150
Raymond Butler	24		24										144
Glenn Doughty	24		24										144
Willie Richardson	24		24										144
Steve Mike-Mayer									71-75	23-43			140
Marcus Pollard	20		20									4	128
Alex Hawkins	20	10	10										120
Tom Mitchell	19		19										114
Ken Dilger	18		18									1	110
Jim Martin									32-35	24-39			104
Matt Bouza	17		17										102
Roosevelt Leaks	17	14	3										102
Tony Loric	16	14	2										96
Norm Bulaich	14	12	2										84
Rodney Culver	14	10	3		1								84
Bert Jones	14	14											84
Mike Wood									35-39	16-28			83
L.G. Dupre	13	8	5										78
Jessie Hester	13		13										78
Reese McCall	13		12					1					78
John Unitas	13												78
Joe Washington	13	5	7			1							78
Pat Beach	12		12										72
Sean Dawkins	12		12										72
Clarence Verdin	12		7			1	4						72
Dick Bielski	2		2						25-28	11-25			70
George Hunt									22-24	16-28			70
Raymond Chester	11		11										66
Eddie Hinton	11	2	9										66
Roy Perkins	11		11										66
Buddy Young	11	3	7			1							66
Terrence Wilkins	11		7		1	1	2						66
Floyd Turner	10		10									2	64
Don Nottingham	10	9						1					60
Dominic Rhodes	10	9				1							60
Bill Olds	9	5	4										54
George Wansley	9	9											54
Aaron Bailey	8		6			2							48
Kerry Cash	7		7										42
Sam Hawritak	7	3	4										42
Roy Jefferson	7		7										42
Gary Kerkorian	2	2							12-13	6-12			42
Payton Manning	7	7											42
Torrance Small	7		7										42
Terry Cole	6	5	1										36
Marty Domres	6	6											36
Bernard Henry	6		6										36
Anthony Johnson	6	1	5										36
Ron Lee	6	5	1										36
Jerry Logan	6			5			1						36
Lenny Lyles	6	1	1	2			2						36
Jerome Patton	6		6										36
Colton Speyrer	6		5			1							36
Carl Taseff	6	1	1				2	2					36
Lamont Warren	6	5	1										36
Bobby Boyd	5			4	1								30
Mark Boyer	5		5										30
Wayne Capers	5	1	4										30
John Huzvar	5	4	1										30
Stanley Morgan	5		5										30

PLAYER	TDS	RUSH	PASS	INT	FUM	KOR	PR	BLKD	PATs	FGs	S	2PT	TOTAL
George Shaw	5	5							0-1				30
George Taliaferro	5	2	3										30
Royce Wamble	5		5										30
Buck McPhail									21-23	2-5			27
Chris Chandler	4	4											24
Eugene Daniel	4		3					1					24
Dan Edwards	4	4											24
Tom Feamster									24-26	0-3			24
Don Hardeman	4	3	1										24
Reggie Langhorne	4		4										24
Dee Mackey	4		4										24
Mike Pagel	4	4											24
Preston Pearson	4		2			2							24
Joe Perry	4	3	1										24
Jerry Richardson	4		4										24
Andre Rison	4		4										24
Mike Siani	4		4										24
Mike Cofer									9-9	4-9			21
Randy Burke	3		3								1		20
Mack Alston	3		3										18
Jason Belser	3			3									18
Ray Buchanan	3			3									18
Mike Curtis	3			2	1								18
Lloyd Colterayhn	3		3										18
Mill Davis	3			3									18
Cleveland Franklin	3	3											18
Owen Gill	3	3											18
Jim Harbaugh	3	3											18
Ted Hendricks	3				1			2					18
Don Majkowski	3	3											18
Frank Middleton	3	2	1										18
Alvin Moore	3	3											18
Walter Murray	3		3										18
Andy Nelson	3			3									18
Roosevelt Potts	3	1	2										18
Billy Pricer	3	2	1										18
Tim Sherwin	3		2		1								18
Mark Smolinski	3	1	2										18
Jack Trudeau	3	3											18
Billy Vessels	3	2	1										18
Butch Wilson	3		3										18
Dan Miller									5-5	4-8			17
Steve Jordan									7-7	3-5			16
Tony Bennett	2				2								14
Gino Marchetti	2				2						1		14
Brian Stabline	2		2									1	14
Flipper Anderson	2		2										12
lyle Blackwood	2			2									12
Ordell Braase	2				2								12
Larry Braziel	2			1				1					12
Timmy Brown	2	2											12
Jeff Burris	2			2									12
Zack Crockett	2	1	1										12
Zack Dixon	2	1	1										12
Jim Dunson	2						2						12
Jeff George	2	2											12
Gary Hopeboom	2	2											12
Marshall Johnson	2		2										12
Alvin Haymond	2			2									12
Jeff Herrod	2			1	1								12
Greg Landry	2	1			1								12
Joe Dan Looney	2	1	1										12
Darrel Luce	2				2								12
Jack Maitland	2	1	1										12
Nelson Munsey	2			1	1								12
James Noble	2		2										12
R.C. Owens	2		2										12
Tracy Porter	2		2										12
Freddie Scott	2		2										12
Marvin Sims	2	2											12
Mike Sommer	2	2											12
Bill Troup	2	2											12
Ricky Turner	2	2											12
Jackie Wallace	2			2									12
Stan White	2			2									12
Dave Young	2		2										12
Wendell Harris									6-9	1-3			9
Donnell Thompson	1				1								8
Elijah Alexander	1			1									6
Kim Anderson	1			1									6
Larry Anderson	1				1								6
John Andrews	1		1										6
Charles Arbuckle	1		1										6
Robert Blackmon	1				1								6
Tony Blevins				1									6
Dewell Brewer	1						1						6
Gordon Brown	1	1											6
James Burroughs	1			1									6

2 0 0 2 I N D I A N A P O L I S C O L T S

PLAYER	TDS	RUSH	PASS	INT	FUM	KOR	PR	BLKD	PATs	FGs	S	2PT	TOTAL
Fred Cook	1				1								6
Johnie Cooks					1								6
Quentin Coryatt	1				1								6
Chad Cota					1								6
Brian DeRo			1										6
Randy Dixon	1				1								6
Mel Embree			1										6
Steve Entman	1			1									6
Jim Finn			1										6
Al Fontenot	1				1								6
Ron Gardin							1						6
Nesby Glasgow	1						1						6
Chris Goode					1								6
Alan Grant				1									6
Bob Grant				1									6
E.G. Green	1		1										6
Roy Hilton				1									6
Bernard Halsey	1				1								6
Ronald Humphrey						1							6
Trevor Insley			1				1						6
Mark Jackson			1										6
Joe Jones			1										6
Mark Kafentzis				1									6
Tom Kalmanir			1										6
Jimmie Kennedy			1										6
Matt Kofler		1											6
Barry Krauss			1										6
J.W. Lockett			1										6
Tim Manoa													6
Robbie Martin							1						6
Ray McElroy								1					6
Earl Morral		1											6
Mustafah Muhammad				1									6
Billy Newsome				1									6
Tom Nowatzke		1											6
Chukie Nwokorie					1								6
Joe Orduina		1											6
Bill Pellington				1									6
Neal Petties			1										6
Robert Pratt					1								6
Mike Prior				1									6
James Pruitt			1										6
Charles Robinson					1								6
John Sample						1							6
Art Schlichter		1											6
Bill Schultz			1										6
Sanders Shiver				1									6
Phil Smith						1							6
Howard Stevens		1											6
Steve Stonebreaker					1								6
Charlie Stukes				1									6
Dick Szymanski				1									6
Keith Taylor				1									6
Jesse Thomas					1								6
Zollie Toth		1											6
Bake Turner			1										6
Rick Volk				1									6
Jim Welch		1											6
Oliver Williams			1										6
Anthony Young	1				1								6
TEAM											3		6
Boris Shlapak									44	08			4
Jeff Leiding											2		4
Chad Bratzke											1		2
Jim Colvin											1		2
Richard Dent											1		2
Art Donovan											1		2
Ron Fernandes											1		2
Tom Finnin											1		2
Mike Humiston											1		2
Bruce Laird											1		2
Gene Lipscomb											1		2
Kevin McDougal												1	2
Doug Nettles											1		2
Iate Randle											1		2
Bill Saul											1		2
Lebron Shields											1		2
Hosea Taylor											1		2
Josh Williams											1		2

COLTS CHAMPIONSHIP GAMES

**NFL CHAMPIONSHIP - DEC. 28, 1958
YANKEE STADIUM**

BALTIMORE 23, NEW YORK, 17 - Quarterback Johnny Unitas took the Colts 80 yards in 13 plays, the last a one-yard carry by Alan Ameche through the right side of the Giant line at 8 minutes, 15 seconds of "sudden death" overtime. The regulation game ended 17-17 when Baltimore's Steve Myhra booted a 20-yard field goal seconds from the gun. It has been called "The Greatest Game Ever Played" and the 64,185 who watched it at Yankee Stadium agree.

Baltimore	0	14	0	3	6	23
New York	3	0	7	7	0	17

**NFL CHAMPIONSHIP - DEC. 27, 1959
BALTIMORE MEMORIAL STADIUM**

BALTIMORE 31, NEW YORK, 16 - The Giants led 9-7 after three periods by virtue of three field goals by Pat Summerall, but Baltimore's crack defensive backfield took charge in the final quarter, three times making interceptions that resulted in scores. Colt quarterback Johnny Unitas scored one TD and passed for two before a home crowd of 57,545 in Memorial Stadium.

New York	3	3	3	7	16
Baltimore	7	0	0	24	31

**NFL CHAMPIONSHIP - DEC. 27, 1964
CLEVELAND STADIUM**

CLEVELAND 27, BALTIMORE 0 - Both teams drew blanks in the first half but the Browns nailed down the World Championship with a 17-point third quarter. Quarterback Frank Ryan and fullback Jim Brown made the Cleveland attack click, as it rolled up 20 first downs to Baltimore's 11 and outgained the Colts, 339 to 181 yards. Ryan completed 11 of 18 passes for 206 yards and three touchdowns - all to end Gary Collins from distances of 18, 42 and 51 yards, while the brilliant Brown bulled for 114 yards on 27 shots as Cleveland controlled the ball. Attendance was 79,544.

Baltimore	0	0	0	0	0
Cleveland	0	0	17	10	27

**NFL WESTERN DIVISION PLAYOFF -
DEC. 26, 1965 LAMBEAU FIELD**

GREEN BAY 13, BALTIMORE 10 - A courageous effort by the undermanned Colts was doomed by a pair of Don Chandler field goals - one with 1:58 remaining from 22 yards to tie the score and a second of 25 yards to conclude 13:39 of "sudden-death" action. The Colts had jumped ahead 7-0, after 21 seconds of play when Don Shinnick scooped up Bill Anderson's fumble and trudged 25 yards to the end zone. They protected their edge lenaciously until the finish as Tom Matte went the route at quarterback, rushing for 57 yards and passing for 40. Zeke Bratkowski, substiting for the injured Bart Starr, completed 22 of 39 aeriols for 248 yards. The Packers ran 81 plays to the Colts' 59 and led in first downs, 23-9. Attendance was 50,484.

Baltimore	7	3	0	0	10
Green Bay	0	0	7	3	13

**NFL PLAYOFF - DEC. 22, 1968
BALTIMORE MEMORIAL STADIUM**

BALTIMORE 24, MINNESOTA 14 - It was a cold, rainy day when the Colts won the Western Conference championship. The Vikings provided some uncomfortable moments after the Colts obtained a big lead. It was not until late in the first half that the Colts were able to nab a 7-0 lead on Earl Morrall's pass to Tom Mitchell, after

Willie Richardson's diving catch of a 33-yard aerial put the ball at the three. John Mackey's touchdown reception and Mike Curtis' 60-yard return of a fumble made it 21-0 after three quarters. Viking quarterback Joe Kapp fired TD passes to Bill Martin and Bill Brown before time expired. Attendance was 60,238.

Minnesota	0	0	0	14	14
Baltimore	0	7	14	3	24

**NFL CHAMPIONSHIP - DEC. 29, 1968
CLEVELAND STADIUM**

BALTIMORE 34, CLEVELAND 0 - After a scoreless first period, Baltimore's Tom Matte scored two of his record-tying three touchdowns in a 17-point Colts' second quarter. Meanwhile, the capacity crowd of 80,628 saw the Browns held scoreless for only the second time in the club's history as the Colts registered their fourth shutout of the season.

Baltimore	0	17	0	7	10	34
Cleveland	0	0	0	0	0	0

**SUPER BOWL III - JAN. 12, 1969
MIAMI ORANGE BOWL**

NEW YORK JETS 16, BALTIMORE 7 - Attendance 75,337. Jets' quarterback Joe Namath "guaranteed" victory before the game, then led the AFL to its first Super Bowl victory over a Baltimore team that had lost one of 16 games all season. Namath completed 17 of 28 passes for 206 yards and directed a steady attack that dominated the NFL champions after the Jet defense had intercepted Colt quarterback Earl Morrall three times in the first half. The Jets had 337 total yards, including 121 yards rushing by Matt Snell. John Unitas, who had missed most of the season with a sore elbow, came off the bench and led Baltimore to its only touchdown late in the fourth quarter after New York led 16-0.

New York (AFL)	0	7	6	3	16
Baltimore (NFL)	0	0	0	7	7

**AFC PLAYOFF - DEC. 26, 1970
BALTIMORE MEMORIAL STADIUM**

BALTIMORE 17, CINCINNATI 0 - Attendance 51,127. John Unitas connected with TD passes to Roy Jefferson and Ed Hinton and led the Colts into the AFC title game by defeating Cincinnati. The Baltimore defense came through on a cold, windy day and limited Cincinnati to 63 yards rushing and 76 yards passing. Norm Bulaich picked up 116 yards on 25 carries. Jim O'Brien connected with a 44-yard FG and missed one from the same distance. A 49-yard FG try by Horst Muhlmann was blocked by Ray May. Mike Curtis made the game's only interception, picking off one of Virgil Carter's fourth-period passes, to set up an eventual final Colt score.

Cincinnati	0	0	0	0	0
Baltimore	7	3	0	7	17

**AFC CHAMPIONSHIP - JAN. 3, 1971
BALTIMORE MEMORIAL STADIUM**

BALTIMORE 27, OAKLAND 17 - Attendance 56,368. Johnny Unitas' passing and play calling, and the running of rookie Norm Bulaich powered the Colts to the AFC Championship. Bulaich scored twice and Unitas picked up 245 yards on 11 completions, with his key one coming in the fourth quarter on a 68-yard touchdown reception by Ray Perkins out of a formation with four wide receivers. George Blanda threw TD passes to Fred Biletnikoff and Warren Wells, but was

intercepted three times. Ed Hinton caught five passes for 115 yards.

Oakland	0	3	7	7	17
Baltimore	3	7	10	7	27

**SUPER BOWL V - JAN. 17, 1971
MIAMI ORANGE BOWL**

BALTIMORE 16, DALLAS 13 - Attendance 79,204. Colts' rookie Jim O'Brien climaxed one of the zaniest professional football games ever played by lofting a 32-yard field goal through the uprights with five seconds left to give Baltimore a 16-13 Super Bowl win. The brutal defensive struggle resulted in 11 turnovers, which prevented a fluid, artistic performance, but contributed to the drama of the contest. Dallas nearly put the game away early in the third period when, leading 13-6, the Cowboys recovered Jim Duncan's fumble on the 2nd half kickoff and zipped to the Colts' two. Duane Thomas, however, fumbled on the next play. Rick Volk provided Baltimore with the opportunity to tie halfway through the fourth period when he intercepted Craig Morton on the Dallas 33 and returned it to the three. Tom Nowatzke scored and it was 13-13. Mike Curtis intercepted another Morton pass on the Dallas 41 in the final minute and ran it back to the 28. The Colts stopped the clock with nine seconds left and O'Brien made history. Morton's desperation pass on the final play of the game was intercepted by Jerry Logan.

Baltimore (AFC)	0	6	0	10	16
Dallas (NFC)	3	10	0	0	13

**AFC PLAYOFF - DEC. 26, 1971
CLEVELAND STADIUM**

BALTIMORE 20, CLEVELAND 3 - Attendance 74,082. Don Nottingham, playing for the injured Norm Bulaich, scored two TDs and rushed for 92 yards, while Baltimore's strong defense dominated play in a 20-3 victory over Cleveland. Jim O'Brien added two field goals for the Colts and Don Cockroft, who had two kicks blocked by Bubba Smith, produced the Brown's only points. Rick Volk intercepted two of Bill Nelson's passes and Charlie Stukes picked off a third. John Unitas blended the strong running of Nottingham with passes to his favorite target, tight end Tom Mitchell, who caught 5 for 73 yards.

Baltimore	0	14	3	3	20
Cleveland	0	0	3	0	3

**AFC CHAMPIONSHIP - JAN. 2, 1972
MIAMI ORANGE BOWL**

MIAMI 21, BALTIMORE 0 - Attendance 75,629. The Colts, playing without starting running backs Norm Bulaich and Tom Matte, still compiled 302 yards to Miami's 286, but were damaged by the Dolphins' big plays - Bob Griese's 751 pass to Paul Warfield in the first period and Dick Anderson's 621 interception return in the third quarter. Larry Csonka carried five yards for a fourth quarter touchdown for Miami. John Unitas completed 20 of 36 passes for 224 yards, but Colts were shutout for the first time since Dec. 5, 1965.

Baltimore	0	0	0	0	0
Miami	7	0	7	7	21

**AFC PLAYOFF - DEC. 27, 1975
THREE RIVERS STADIUM**

PITTSBURGH 28, BALTIMORE 10 - Attendance 49,053. The Colts kept the game close with the defending Super Bowl champions until the final period, even without the services of starting QB Bert Jones. Jones sustained a severe bruise to his throwing arm on the first

offensive series and was unable to return until the fourth quarter. Backup Marty Domres generated a second quarter score with a 5-yard TD toss to Glenn Doughty. The Colts trailed 14-10 after three quarters before Pittsburgh's Terry Bradshaw scored on a 2-yard run midway through the final period. Andy Russell iced the victory in the final two minutes when he returned a Jones fumble 93 yards.

Baltimore	0	7	3	0	10
Pittsburgh	7	0	7	14	28

**AFC PLAYOFF - DEC. 19, 1976
BALTIMORE MEMORIAL STADIUM**

PITTSBURGH 40, BALTIMORE 14 - Attendance 60,020. The Colts were playing "catch-up" ball all afternoon as the Steelers struck early and often. On the third play of the game, Pittsburgh stunned the Colts defense with a 76-yard TD bomb from Terry Bradshaw to Frank Lewis. Baltimore countered with a first quarter Bert Jones TD pass to Roger Carr covering 17 yards, but it would be the Colts' only score until the final period. A 60-yard kickoff return by Theo Bell and a 50-yard Franco Harris run were key plays in building the Steelers' 26-7 halftime lead. The Pittsburgh offense amassed 526 total yards as Bradshaw threw for 264 and Harris picked up 132 on the ground.

Pittsburgh	9	17	0	14	40
Baltimore	7	0	0	7	14

**AFC PLAYOFF - DEC. 24, 1977
BALTIMORE MEMORIAL STADIUM**

OAKLAND 37, BALTIMORE 31 - Attendance 60,763. In one of the longest football games ever played, the Colts and Raiders needed six quarters to decide their AFC playoff game. An Errol Mann 22-yard FG with only 26 seconds left in regulation tied the game at 31. After a scoreless fifth quarter, Oakland ended the game when Ken Stabler hit Dave Casper for a 10-yard score. The lead changed hands nine times throughout the game. The Colts had some outstanding individual efforts in all facets of the game. Ron Lee came off the bench to rush for 46 yards and two TDs on 11 carries. Bruce Laird intercepted two passes and returned one 61 yards for a TD. Marshall Johnson raced 87 yards with a kickoff for a score.

Oakland	7	0	14	10	0	6	37
Baltimore	0	10	7	14	0	0	31

**AFC PLAYOFF - JAN. 9, 1988
CLEVELAND STADIUM**

CLEVELAND 38, INDIANAPOLIS 21 - Attendance 79,838. The Colts and Browns traded first half touchdowns before Cleveland seized control with 17 unanswered second-half points on the way to a 38-21 win. Cleveland held a slight edge (404-315) in net yards, and held running back Eric Dickerson to 50 yards on 15 rushes. Bernie Kosar was 20 of 31 for 229 yards and three scores, while Jack Trudeau hit 21 of 33 tosses for 251 yards and two touchdowns.

Indianapolis	7	7	0	7	21
Cleveland	7	7	7	17	38

**AFC WILDCARD - DEC. 31, 1995
SAN DIEGO JACK MURPHY STADIUM**

INDIANAPOLIS 35, SAN DIEGO 20 - Attendance 61,182. The Colts posted their first playoff win since 1971 as Jim Harbaugh tossed two scoring passes and ran for a touchdown, while rookie Zack Crockett set a club playoff rushing mark with 147 yards on 13 carries. The Colts made the sixth lead change of the game stand when Harbaugh hit Sean Dawkins on a 421 pass late in the third quarter. Crockett, who tallied on a 331 first-half rush, burst a 661 dash in the final quarter to decide the outcome. The Colts intercepted Stan Humphries four times. Crockett was one of 12 Colts not born when the team last won a playoff game.

Indianapolis	0	14	7	14	35
San Diego	3	7	7	3	20

**AFC PLAYOFF - JAN. 7, 1996
ARROWHEAD STADIUM**

INDIANAPOLIS 10, KANSAS CITY 7 - Attendance 77,594. The Colts topped the AFC top-seeded Chiefs, 10-7, when Lin Elliott's 42-yard field goal was wide left with :37 remaining. Jim Harbaugh guided the club on a marathon 18-play, 77-yard second-quarter march to tie the contest with a 51 toss to Floyd Turner. The Colts pirated three Kansas City passes, one by Ashley Ambrose that set up a 30-yard Cary Blanchard third-quarter field goal. Fourth-quarter interceptions by Quentin Coryatt and Eugene Daniel helped spoil the Chiefs' 8-0 home mark. The game was played in 11-degree weather with a wind chill of -9 degrees. The win tied Ted Marchibroda with Don Shula as the winningest head coach in club history.

Indianapolis	0	7	3	0	10
Kansas City	7	0	0	0	7

**AFC CHAMPIONSHIP - JAN. 14, 1996
THREE RIVERS STADIUM**

PITTSBURGH 20, INDIANAPOLIS 16 - Attendance 61,062. In one of the most compelling AFC Championship Games, the Colts' title bid ended when a Jim Harbaugh desperation end zone pass at the gun eluded the grasp of Aaron Bailey. The game stood 13-9 in Pittsburgh's favor in the final quarter when Harbaugh hit Floyd Turner on a 471 strike with 8:46 to go. Unable to run out the clock, the Colts punted to Pittsburgh with 3:03 remaining. Neil O'Donnell teamed with Ernie Mills on a 37-yard pass to the Colts' one, where Bam Morris tallied with 1:34 left. Harbaugh marched the Colts from their 15 to the Steelers' 29 with :05 left before his final pass fell incomplete.

Indianapolis	3	3	3	7	16
Pittsburgh	3	7	3	7	20

**AFC WILDCARD - DEC. 29, 1996
THREE RIVERS STADIUM**

PITTSBURGH 42, INDIANAPOLIS 14 - Attendance 58,078. Pittsburgh rushed for 231 yards and five touchdowns to eliminate the Colts from the playoffs, 42-14. Eugene Daniel's 591 interception return and Aaron Bailey's 91 reception from Jim Harbaugh (12-32-134, 1 TD/int.) gave the Colts a 14-13 halftime lead. Pittsburgh exploited Indianapolis on the ground, rolling to a 190-yard advantage. The game turned in the third quarter with a 91-yard TD drive by Pittsburgh. The Steelers tallied 21 points in the final quarter. It was the first time the Colts made the playoffs in consecutive seasons since 1975-77.

Indianapolis	0	14	0	0	14
Pittsburgh	10	3	8	21	42

**AFC PLAYOFF - JAN. 16, 2000
RCA DOME**

TENNESSEE 19, INDIANAPOLIS 16 - Attendance 57,097. A 9-6 field goal struggle through 30 minutes turned to Tennessee's advantage early in the third period on RB-Eddie George's (26-162, 1 TD) 681 rush. The Titans pushed the count to 19-9 on four K-Al Del Greco field goals, while the Colts were held in check on offense. QB-Peyton Manning (19-43-227) scored on a 151 rush with 1:51 left, but the Colts could threaten no further. The Colts were out-rushed 197-78, and Manning was under pass rush pressure throughout the game. This was the club's first playoff game as hosts since 1977.

Tennessee	0	6	7	6	19
Indianapolis	3	6	0	7	16

**AFC WILDCARD - DEC. 30, 2000
PRO PLAYER STADIUM**

MIAMI 23, COLTS, 17 - Attendance 73,193. Indianapolis surrendered a 14-0 lead in dropping a 23-17 overtime decision at Miami. K-Mike Vanderjagt hit field goals of 32, 26 and 50 yards, but missed from 49 yards 5:44 into overtime, QB-Peyton Manning was 17-32-194, 1 TD and RB-Edgerrin James was 21-107 rushing, but the Colts' defense yielded 258 rushing yards. RB-Lamar Smith's (40-209, 2 TDs) 171 rush 11:26 into overtime decided the contest.

Indianapolis	3	11	0	3	0	17
Miami	0	0	7	10	6	23



K-Jim O'Brien's 32-yard field goal with :05 left won Super Bowl V for the Colts, 16-13 over Dallas.

PLAYOFF SUMMARY

NFL CHAMPIONSHIP GAME — December 28, 1958 - Yankee Stadium

COLTS	0	14	0	3	6	23
NEW YORK	3	0	7	7	0	17

SCORING SUMMARY

COLTS Summerrall 36 FG
 Ameche 2 run (Myhra kick)
 Colts Berry 15 pass from Unitas (Myhra kick)
 NYG Triplett 1 run (Summerrall kick)
 NYG Gifford 15 pass from Conerly (Summerrall kick)
 Colts Myhra 20 FG
 Colts Ameche 1 run (no attempt)

COLTS STARTING LINEUP

Raymond Berry	WR	LE	Gino Marchetti
Jim Parker	LT	LT	Art Donovan
Art Snijney	LG	RT	Gene Lipscomb
Buzz Nutter	C	RE	Don Joyce
Alex Sandusky	RG	MLB	Leo Sanford
George Preas	RT	MLB	Bill Pellington
Jim Mutscheller	TE	RCB	Don Shinnick
Lenny Moore	WR	LCB	Carl Taseff
John Unitas	QB	RCB	Milt Davis
L.G. Dupre	RB	LS	Andy Nelson
Alan Ameche	RB	RS	Ray Brown

SUBSTITUTIONS

K.Steve Myhra, P.Ray Brown; Offense: QB-George Shaw; RB-Jack Call, Art DeCaro, Lenny Lyles, Billy Pricer; WR-Bert Rechichar; OL-Fred Thurston, Steve Myhra, Sherman Plunkett; Defense: DL-Ordell Braase, Ray Krouse; DBs-John Sample, Jackie Simpson

TOTAL FIRST DOWNS

Rushing	9	3
Passing	17	7
Penalty	1	0
TOTAL NET YARDS	452	266
Total Plays	83	52
Avg. Per Play	5.5	5.1
NET YARDS RUSHING	138	88
Total Rushes	39	31
NET YARDS PASSING	314	178
Passing A-C-I	40-26-1	18-12-0
Tackled/Yds Lost	4/35	3/22
Gross Yards	349	200
Completion Pct.	65.0	66.7
PUNTS/AVERAGE	4/50.8	6/45.6
PENALTIES/YARDS	3/15	2/22
FUMBLES/BALL LOST	2/2	6/4
TDs: R-P-Def-RT	21-0-0	11-0-0
FIELD GOALS	27, 46, 20	36

COLTS

GIANTS	12	200	16.7	62	1
---------------	-----------	------------	-------------	-----------	----------

RECEIVING

Berry	No.	12	Yds.	178	Avg.	14.8	LG	25	TD	1
Moore	6	101	16.8	60	0	0	0	0	0	
Mutscheller	3	46	15.3	32	0	0	0	0	0	
Ameche	3	17	10.0	10	0	0	0	0	0	
Dupre	2	7	5.7	4	0	0	0	0	0	
COLTS	26	349	13.4	60	1	1	1	1	1	
Gifford	2	15	5.0	15	1	0	0	0	0	
Role	2	76	38.0	62	0	0	0	0	0	
Schnelker	2	63	31.5	46	0	0	0	0	0	
Webster	2	16	8.0	9	0	0	0	0	0	
Triplett	2	15	7.5	9	0	0	0	0	0	
McAtee	1	15	15.0	15	0	0	0	0	0	
GIANTS	12	200	16.7	62	1	1	1	1	1	

INTERCEPTIONS

COLTS	None	0	0	0	0	0
Crow	1	5	5.0	5	0	0
GIANTS	1	5	5.0	5	0	0

PUNTING

Brown	No.	4	Yds.	203	Avg.	50.8	Net	44.0	TB	0	LG	57	Blk.	0
COLTS	4	203	50.8	44.0	0	57	0	0	0	0	0	0		
Chandler	6	274	45.6	44.0	0	53	0	0	0	0	0	0		
GIANTS	6	274	45.6	44.0	0	53	0	0	0	0	0	0		

PUNT RETURNS

Taseff	No.	4	Yds.	10	Avg.	2.5	LG	7	TD	0
Moore	1	0	0.0	0	0	0	0	0	0	
COLTS	5	10	2.0	7	0	0	0	0	0	
Maynard	2	13	6.5	9	0	0	0	0	0	
Patton	1	14	14.0	14	0	0	0	0	0	
Crow	1	0	0.0	0	0	0	0	0	0	
GIANTS	4	27	6.8	14	0	0	0	0	0	

PASSING

Unitas	Att.	Comp.	Yds.	Pct.	Avg./Att.	TD	%TD	Int.	%Int.	LG	Sacked	Rating
COLTS	40	26	349	65.0	8.73	1	2.5	1	2.5	60	4/35	90.5
Conerly	14	10	187	71.4	13.36	1	7.1	0	0.0	62	3/22	137.5
Heinrich	4	2	13	50.0	3.25	0	0.0	0	0.0	7	0/0	57.3
GIANTS	18	12	200	66.7	11.11	1	5.5	0	0.0	62	3/22	122.5

KICKOFF RETURNS

Lyles	No.	2	Yds.	39	Avg.	19.5	LG	20	TD	0
Simpson	1	23	23.0	23	0	0	0	0	0	
COLTS	3	62	20.7	23	0	0	0	0	0	
Maynard	2	31	15.5	21	0	0	0	0	0	
Triplett	1	21	21.0	21	0	0	0	0	0	
GIANTS	3	52	17.3	21	0	0	0	0	0	



RB-Alan Ameche scored at 8:15 of overtime as the Colts beat the New York Giants, 23-17, on December 28, 1958 in "The Greatest Game Ever Played".

PLAYOFF RECORDS

COLTS INDIVIDUAL CAREER
AND SINGLE-GAME PLAYOFF RECORDS

(*Denotes Super Bowl, #Denotes Playoff Bowl)

SERVICE

MOST GAMES:

- 12 David Lee, 1966-78
 Jerry Logan, 1963-72
 John Mackey, 1963-71
 Fred Miller, 1963-72
 Dan Sullivan, 1962-72
 John Unitas, 1956-72
 Bob Vogel, 1963-72
 11 Mike Curtis, 1965-75
 Roy Hilton, 1965-73
 Glenn Ressler, 1965-74
 10 Jimmy Orr, 1961-70
 Billy Ray Smith, 1961, 63-70
 9 (6 players)

SCORING

MOST POINTS

CAREER:

- 34 Lou Michaels, 1964-69
 26 Jim O'Brien, 1970-72
 24 Tom Matte, 1961-72

GAME:

- Colts: 18 Tom Matte at Cleveland 12/29/68
 (3 TD rushing)
 12 (7 times) Last: Zack Crockett at San Diego 12/31/95
 Opp: 18 Gary Collins at Cleveland 12/27/64 (3 TD receiving)
 Dave Casper vs. Oakland 12/24/77 (3 TD receiving)
 13 Al Del Greco vs. Tennessee 1/16/00
 12 (6 times) Last: Lamar Smith at Miami 12/30/00

MOST TOUCHDOWNS

CAREER:

- 4 Tom Matte, 1961-72
 3 Jerry Hill, 1961, 63-70
 2 Alan Ameche, 1955-60
 Raymond Berry, 1955-67
 Norm Bulach, 1970-72
 Zack Crockett, 1995-97
 Ron Lee, 1976-78
 John Mackey, 1963-71
 Lanny Moore, 1956-67
 Don Nottingham, 1971-73
 Jimmy Orr, 1961-70
 Floyd Turner, 1994-95

GAME:

- Colts: 3 Tom Matte at Cleveland 12/29/68
 (3 TD rushing)
 2 (7 times) Last: Zack Crockett at San Diego 12/31/95
 Opp: 3 Gary Collins at Cleveland 12/27/64 (3 TD receiving)
 Dave Casper vs. Oakland 12/24/77 (3 TD receiving)
 2 (6 times) Last: Lamar Smith at Miami 12/30/00

MOST POINTS KICK-SCORING

CAREER:

- 34 Lou Michaels, 1964-69
 26 Jim O'Brien, 1970-72
 21 Cary Blanchard, 1995-97

MOST POINTS KICK-SCORING (Continued)

GAME:

- Colts: 10 Lou Michaels at Cleveland 12/29/68
 Cary Blanchard at Pittsburgh 1/14/96
 Mike Vanderjagt vs. Tennessee 1/16/00
 9 Jim O'Brien vs. Oakland 1/3/71
 Mike Vanderjagt at Miami 12/30/00
 Opp: 13 Al Del Greco vs. Tennessee 1/16/00
 10 Pat Summerall vs. New York Giants 12/27/59
 Jim Turner vs. New York Jets 1/12/69*
 Norm Johnson at Pittsburgh 12/29/96
 9 Lou Groza at Cleveland 12/27/64
 Roy Gerela vs. Pittsburgh 12/19/76

MOST FIELD GOALS

CAREER:

- 6 Lou Michaels, 1964-69
 Jim O'Brien, 1970-72
 Mike Vanderjagt, 1998-00
 4 Cary Blanchard, 1995-97
 2 Toni Linhart, 1974-79
 Steve Myhra, 1957-61

GAME:

- Colts: 3 Cary Blanchard at Pittsburgh 1/14/96
 Mike Vanderjagt vs. Tennessee 1/16/00
 Mike Vanderjagt at Miami 12/30/00
 2 Lou Michaels vs. Philadelphia 1/8/67#
 Lou Michaels at Cleveland 12/29/68
 Jim O'Brien vs. Oakland 1/3/71
 Jim O'Brien at Cleveland 12/26/71
 Opp: 4 Al Del Greco vs. Tennessee 1/16/00
 3 Pat Summerall vs. New York Giants 12/27/59
 Jim Turner vs. New York Jets 1/12/69*
 2 (7 times) Last: Norm Johnson at Pittsburgh 12/29/96

MOST FIELD GOAL ATTEMPTS

CAREER:

- 14 Jim O'Brien, 1970-72
 11 Lou Michaels, 1964-69
 7 Cary Blanchard, 1995-97
 Mike Vanderjagt, 1998-00

GAME:

- Colts: 4 Jim O'Brien vs. Oakland 1/3/71 (2-4)
 Cary Blanchard at Pittsburgh 1/14/96 (3-4)
 Mike Vanderjagt at Miami 12/30/00 (3-4)
 3 Jim O'Brien vs. Cincinnati 12/26/70 (1-3)
 Jim O'Brien at Miami 1/2/72 (0-3)
 Cary Blanchard at Kansas City 1/7/96 (1-3)
 Mike Vanderjagt vs. Tennessee 1/16/00 (3-3)

MOST FIELD GOAL ATTEMPTS GAME

(Continued)

- Opp: 4 Al Del Greco vs. Tennessee 1/16/00 (4-4)
 3 Pat Summerall vs. New York Giants 12/27/59 (3-3)
 Don Chandler at Green Bay 12/26/65 (2-3)
 Jim Turner vs. New York Jets 1/12/69 (3-3)*
 Don Cockroft at Cleveland 12/26/71 (1-3)
 Lin Elliott at Kansas City 1/7/96 (0-3)
 Norm Johnson at Pittsburgh 1/14/96 (2-3)

LONGEST FIELD GOAL

Colts: 50 Mike Vanderjagt at Miami 12/30/00

- 44 Jim O'Brien vs. Cincinnati 12/26/70
 42 Jim O'Brien at Cleveland 12/26/71
 Opp: 54 John Carney at San Diego 12/31/95
 50 Norm Johnson at Pittsburgh 12/29/96
 49 Al Del Greco vs. Tennessee 1/16/00

MOST PATS

CAREER:

- 16 Lou Michaels, 1964-69
 9 Jim O'Brien, 1970-72
 Cary Blanchard, 1995-97
 7 Toni Linhart, 1974-79

GAME:

- Colts: 5 Lou Michaels vs. Dallas 1/9/66#
 Cary Blanchard at San Diego 12/31/95
 4 Steve Myhra vs. New York Giants 12/27/59
 Lou Michaels at Cleveland 12/29/68
 Toni Linhart vs. Oakland 12/24/77
 Opp: 5 Matt Bahr at Cleveland 1/9/88
 4 Roy Gerela at Pittsburgh 12/27/75
 Roy Gerela vs. Pittsburgh 12/19/76
 Erroll Mann vs. Oakland 12/24/77
 Norm Johnson at Pittsburgh 12/29/96

MOST POINT AFTER ATTEMPTS

CAREER:

- 16 Lou Michaels, 1964-69
 9 Jim O'Brien, 1970-72
 Cary Blanchard, 1995-97
 7 Toni Linhart, 1974-79

GAME:

- Colts: 5 Lou Michaels vs. Dallas 1/9/66#
 Cary Blanchard at San Diego 12/31/95
 4 Steve Myhra vs. New York Giants 12/27/59
 Lou Michaels at Cleveland 12/29/68
 Toni Linhart vs. Oakland 12/24/77
 Opp: 5 Matt Bahr at Cleveland 1/9/88
 4 Roy Gerela at Pittsburgh 12/27/75
 Roy Gerela vs. Pittsburgh 12/19/76
 Erroll Mann vs. Oakland 12/24/77
 Norm Johnson at Pittsburgh 12/29/96

RUSHING

MOST ATTEMPTS

- CAREER:**
 99 Tom Matte, 1961-72
 85 Jerry Hill, 1961, 63-70
 70 Norm Bulaich, 1970-72

- GAME:**
 Colts: 26 Lydell Mitchell at Pittsburgh 12/27/75 [26-63]
 25 Norm Bulaich vs. Cincinnati 12/26/70 [25-116]
 23 Don Nottingham at Cleveland 12/26/71 [23-92]
 Lydell Mitchell vs. Oakland 12/24/77 [23-67]
 Opp: 40 Lamar Smith at Miami 12/30/00
 30 Matt Snell vs. New York Jets 1/12/69* [30-121]
 27 Jim Brown at Cleveland 12/27/64 [27-114]
 Franco Harris at Pittsburgh 12/27/75 [27-153]

MOST YARDS (100-YARD GAMES)

- CAREER:**
 397 Tom Matte, 1961-72
 321 Jerry Hill, 1961, 63-70
 215 Norm Bulaich, 1970-72

- GAME:**
 Colts: 147 Zack Crockett at San Diego 12/31/95 [13-147]
 116 Tom Matte vs. New York Jets 1/12/69* [11-116]
 116 Norm Bulaich vs. Cincinnati 12/26/70 [25-116]
 107 Edgerrin James at Miami 12/30/00 [21-107]
 Opp: 209 Lamar Smith at Miami 12/30/00 [40-209]
 162 Eddie George vs. Tennessee 1/16/00 [26-162]
 153 Franco Harris at Pittsburgh 12/27/75 [27-153]
 132 Franco Harris vs. Pittsburgh 12/19/76 [18-132]
 122 Earnest Byner at Cleveland 1/9/88 [23-122]
 121 Matt Snell vs. New York Jets 1/12/69* [30-121]
 114 Jim Brown at Cleveland 12/27/64 [27-114]
 102 Jerome Bettis at Pittsburgh 12/29/96

HIGHEST AVERAGE

- CAREER:**
 8.1 Zack Crockett, 1995-97
 4.2 Alan Ameche, 1955-60
 4.1 John Unitas, 1956-72
 4.0 Tom Matte, 1961-72
 4.0 Edgerrin James, 1999-00

- GAME:**
 Colts: 11.3 Zack Crockett at San Diego 12/31/95
 10.6 Tom Matte vs. New York Jets 1/12/69*
 5.5 Jerry Hill at Cleveland 12/29/68
 Opp: 7.3 Franco Harris vs. Pittsburgh 12/19/76
 6.2 Eddie George vs. Tennessee 1/16/00
 5.7 Franco Harris at Pittsburgh 12/27/75

MOST RUSHING TOUCHDOWNS

- CAREER:**
 4 Tom Matte, 1961-72
 3 Jerry Hill, 1961, 63-70
 2 Alan Ameche, 1955-60
 Norm Bulaich, 1970-72
 Zack Crockett, 1995-97
 Ron Lee, 1976-78
 Don Nottingham, 1971-73

- GAME:**
 Colts: 3 Tom Matte at Cleveland 12/29/68
 2 Alan Ameche at New York Giants 12/28/58
 Jerry Hill vs. Dallas 1/9/66#
 Norm Bulaich vs. Oakland 1/3/71
 Don Nottingham at Cleveland 12/26/71
 Ron Lee vs. Oakland 12/24/77
 Zack Crockett at San Diego 12/31/95
 Opp: 2 Reggie Harrison vs. Pittsburgh 12/19/76
 Jerome Bettis at Pittsburgh 12/29/96
 Kordell Stewart at Pittsburgh 12/29/96
 Lamar Smith at Miami 12/30/00 [13 times] Last: Eddie George vs. Tennessee 1/16/00

LONGEST RUSH

- Colts: 661 Zack Crockett at San Diego 12/31/95
 58 Tom Matte vs. New York Jets 1/12/69*
 351 Jerry Hill vs. Dallas 1/9/66#
 34 Edgerrin James at Miami 12/30/00
 Opp: 681 Eddie George vs. Tennessee 1/16/00
 50 Franco Harris vs. Pittsburgh 12/19/76
 46 Jim Brown at Cleveland 12/27/64
 38 Frank Gifford at New York Giants 12/28/58

LONGEST RUSHING TOUCHDOWN

- Colts: 66 Zack Crockett at San Diego 12/31/95
 33 Zack Crockett at San Diego 12/31/95
 13 Ron Lee vs. Oakland 12/24/77
 12 Tom Matte at Cleveland 12/27/68
 Opp: 68 Eddie George vs. Tennessee 1/16/00
 31 Jon Wilman at Pittsburgh 12/29/96
 30 Clarence Davis vs. Oakland 12/24/77

PASSING

MOST ATTEMPTS

- CAREER:**
 259 John Unitas, 1956-72
 119 Jim Harbaugh, 1994-97
 79 Earl Morrall, 1968-71

- GAME:**
 Colts: 42 Peyton Manning vs. Tennessee 1/16/00 [19-42-227-0-0]
 40 John Unitas at New York Giants 12/28/58 [26-40-349-1-1]
 36 John Unitas at Miami 1/2/72 [20-36-224-0-3]
 Opp: 47 Stan Humphries at San Diego 12/31/95 [23-47-292-2-4]
 44 Joe Kapp vs. Minnesota 12/22/68 [26-44-287-2-2]
 41 Neil O'Donnell at Pittsburgh 1/14/96 [25-41-205-1-1]
 40 Kenny Stabler vs. Oakland 12/24/77 [21-40-345-2-2]

MOST COMPLETIONS

- CAREER:**
 139 John Unitas, 1956-72
 61 Jim Harbaugh, 1994-97
 37 Earl Morrall, 1968-71

- GAME:**
 Colts: 26 John Unitas at New York Giants 12/28/58 [26-40-349-1-1]
 21 Jack Trudeau at Cleveland 1/9/88 [21-33-251-2-1]
 Jim Harbaugh at Pittsburgh 1/14/96 [21-33-267-1-0]
 20 John Unitas at Miami 1/2/72 [20-36-224-0-3]
 Opp: 26 Joe Kapp vs. Minnesota 12/22/68 [26-44-287-2-2]
 25 Neil O'Donnell at Pittsburgh 1/14/96 [25-41-205-1-1]
 23 Stan Humphries at San Diego 12/31/95 [23-47-292-2-4]
 22 Zeke Bratkowski at Green Bay 12/26/65 [22-39-248-0-2]
 21 Kenny Stabler vs. Oakland 12/24/77 [21-40-345-2-2]

MOST YARDS

- CAREER:**
 1856 John Unitas, 1956-72
 688 Jim Harbaugh, 1994-97
 667 Earl Morrall, 1968-71

- GAME:**
 Colts: 349 John Unitas at New York Giants 12/28/58 [26-40-349-1-1]
 280 Earl Morrall vs. Minnesota 12/22/68 [13-22-280-2-1]
 267 Jim Harbaugh at Pittsburgh 1/14/96 [21-33-267-1-0]
 Opp: 345 Kenny Stabler vs. Oakland 12/24/77 [21-40-345-2-2]
 292 Stan Humphries at San Diego 12/31/95 [23-47-292-2-4]
 287 Joe Kapp vs. Minnesota 12/22/68 [26-44-287-2-2]

HIGHEST COMPLETION PERCENTAGE (Min. 50 Att/Career, 15 Att/Game)

- CAREER:**
 53.7 John Unitas, 1956-72
 51.3 Jim Harbaugh, 1994-97
 48.6 Peyton Manning, 1998-00

- GAME:**
 Colts: 65.0 John Unitas at New York Giants 12/28/58 [26-40-349-1-1]
 63.6 Jack Trudeau at Cleveland 1/9/88 [21-33-251-2-1]
 Jim Harbaugh at Pittsburgh 1/14/96 [21-33-267-1-0]
 62.1 John Unitas vs. New York Giants 12/27/59 [18-29-264-2-0]
 Opp: 77.8 Terry Bradshaw vs. Pittsburgh 12/19/76 [14-18-264-3-1]
 64.5 Bernie Kosar at Cleveland 1/9/88 [20-31-229-3-1]
 61.9 Mike Tomczak at Pittsburgh 12/29/96 [13-21-176-0-2]
 61.0 Neil O'Donnell at Pittsburgh 1/14/96 [25-41-205-1-1]
 60.7 Joe Namath vs. New York Jets 1/12/69 [17-28-206-0-0]

MOST TOUCHDOWN PASSES

- CAREER:**
 8 John Unitas, 1956-72
 5 Jim Harbaugh, 1994-97
 2 Tom Matte, 1961-72
 Earl Morrall, 1968-71
 Jack Trudeau, 1986-93

MOST TOUCHDOWN PASSES GAME:*(Continued)*

- Colts: 2 John Unitas vs. New York Giants 12/27/59 (18-29-264-2-0)
Tom Matte vs. Dallas 1/9/66# (7-17-165-2-0)
Earl Morrall vs. Minnesota 12/22/68 (13-22-280-2-1)
John Unitas vs. Cincinnati 12/26/70 (6-17-145-2-0)
Jack Trudeau at Cleveland 1/9/88 (21-33-251-2-1)
Jim Harbaugh at San Diego 12/31/95 (16-27-175-2-1)
- Opp: 3 Frank Ryan at Cleveland 12/27/64 (11-18-206-3-1)
Terry Bradshaw vs. Pittsburgh 12/19/76 (14-18-264-3-0)
Kenny Stabler vs. Oakland 12/24/77 (21-40-345-3-2)
Bernie Kosar at Cleveland 1/9/88 (20-31-229-3-1)
- 2 Joe Kapp vs. Minnesota 12/22/68 (26-44-287-2-2)
George Blanda vs. Oakland 1/3/71 (17-32-271-2-3)
Stan Humphries at San Diego 12/31/95 (23-47-292-2-4)

MOST PASSES HAD INTERCEPTED**CAREER:**

- 11 John Unitas, 1956-72
6 Earl Morrall, 1968-71
3 Jim Harbaugh, 1994-97
2 Marty Domres, 1972-75
Bert Jones, 1973-81

GAME:

- Colts: 3 Earl Morrall vs. New York Jets 1/12/69* (6-17-71-0-3)
John Unitas at Miami 1/2/72 (20-36-224-0-3)
- 2 (4 times) last: Bert Jones vs. Pittsburgh 12/19/76 (11-25-144-1-2)
- Opp: 4 Stan Humphries at San Diego 12/31/95 (23-47-292-2-4)
- 3 George Blanda vs. Oakland 1/3/71 (17-32-271-2-3)
Craig Morton vs. Dallas 1/17/71* (12-26-127-1-3)
Bill Nelsen at Cleveland 12/26/71 (9-21-104-0-3)
Steve Bono at Kansas City 1/7/96 (11-25-122-1-3)
Jay Fiedler at Miami 12/30/00 (19-34-185-1-3)

LONGEST PASS PLAY

- Colts: 75f John Unitas to John Mackey vs. Dallas 1/17/71*
68f John Unitas to Ray Perkins vs. Oakland 1/3/71
- 60 John Unitas to Lenny Moore at New York Giants 12/28/58
- Opp: 76f Terry Bradshaw to Frank Lewis vs. Pittsburgh 12/19/76
- 75f Bob Griese to Paul Warfield at Miami 1/2/72
- 62 Charlie Conerly to Kyle Rote at New York Giants 12/28/58

RECEIVING**MOST RECEPTIONS****CAREER:**

- 27 Raymond Berry, 1955-67
22 John Mackey, 1963-71
18 Eddie Hinton, 1969-72

MOST RECEPTIONS GAME: (Continued)

- Colts: 12 Raymond Berry at New York Giants 12/28/58 (12-178, 1 TD)
7 Eric Dickerson at Cleveland 1/9/88 (7-65, 1 TD)
Sean Dawkins at Pittsburgh 1/14/96 (7-96)
Lamont Warren at Pittsburgh 1/14/96 (7-37)
- 6 (4 times) last: Eddie Hinton at Miami 1/2/72 (6-98)
- Opp: 10 Ronnie Harmon at San Diego 12/31/95 (10-133)
9 Bob Schnelker vs. New York Giants 12/27/59 (9-175, 1 TD)
8 Donny Anderson at Green Bay 12/26/65 (8-78)
Bill Brown vs. Minnesota 12/22/68 (8-82, 1 TD)
George Sauer vs. New York Jets 1/12/69* (8-133)

MOST YARDS RECEIVING (100-YARD GAMES)**CAREER:**

- 380 Eddie Hinton, 1969-72
375 John Mackey, 1963-71
374 Raymond Berry, 1955-67

GAME:

- Colts: 178 Raymond Berry at New York Giants 12/28/58 (12-178, 1 TD)
148 Willie Richardson vs. Minnesota 12/22/68 (6-148)
126 Lenny Moore vs. New York Giants 12/27/59 (3-126, 1 TD)
115 Eddie Hinton vs. Oakland 1/3/71 (5-115)
- 101 Lenny Moore at New York Giants 12/28/58 (6-101)
- Opp: 175 Bob Schnelker vs. New York Giants 12/27/59 (9-175, 1 TD)
133 George Sauer vs. New York Jets 1/12/69* (8-133)
Ronnie Harmon at San Diego 12/31/95 (10-133)
130 Gary Collins at Cleveland 12/27/64 (5-130, 3 TD)
125 Paul Warfield at Miami 1/2/72 (2-125, 1 TD)
113 Cliff Branch vs. Oakland 12/24/77 (6-113)
109 Charles Johnson at Pittsburgh 12/29/96
108 Warren Wells vs. Oakland 1/3/71 (5-108, 1 TD)
103 Frank Lewis vs. Pittsburgh 12/19/76 (2-103, 1 TD)

HIGHEST AVERAGE**(Min. 10 Rec., 2 Rec/Game)****CAREER:**

- 21.1 Eddie Hinton, 1969-72
18.9 Lenny Moore, 1956-67
18.1 Willie Richardson, 1963-69, 71

GAME:

- Colts: 42.0 Lenny Moore vs. New York Giants 12/27/59 (3-126, 1 TD)
40.0 Ray Perkins vs. Oakland 1/3/71 (2-80, 1 TD)
John Mackey vs. Dallas 1/17/71* (2-80, 1 TD)
- Opp: 62.5 Paul Warfield at Miami 1/2/72 (2-125, 1 TD)
51.5 Frank Lewis vs. Pittsburgh 12/19/76 (2-103, 1 TD)
38.0 Kyle Rote at New York Giants 12/28/58 (2-76)

MOST TOUCHDOWN RECEPTIONS**CAREER:**

- 2 Raymond Berry, 1955-67
John Mackey, 1963-71
Jimmy Orr, 1961-70
Floyd Turner, 1994-95

GAME:

- Colts: 2 Jimmy Orr vs. Dallas 1/9/66#
1 (20 times) last: Jerome Pathon at Miami 12/30/00
- Opp: 3 Gary Collins at Cleveland 12/27/64 (5-130, 3 TD)
Dave Casper vs. Oakland 12/24/77 (4-70, 3 TD)
2 Lynn Swann vs. Pittsburgh 12/19/76

LONGEST RECEPTION

- Colts: 75f John Mackey from John Unitas vs. Dallas 1/17/71*
68f Ray Perkins from John Unitas vs. Oakland 1/3/71
60 Lenny Moore from John Unitas at New York Giants 12/28/58
59f Lenny Moore from John Unitas vs. New York Giants 12/27/59
- Opp: 76f Frank Lewis from Terry Bradshaw vs. Pittsburgh 12/19/76
75f Paul Warfield from Bob Griese at Miami 1/2/72
62 Kyle Rote from Charlie Conerly at New York Giants 12/28/58
51f Gary Collins from Frank Ryan at Cleveland 12/27/64

YARDS FROM SCRIMMAGE**MOST ATTEMPTS****CAREER:**

- 109 Tom Matte, 1961-72
94 Jerry Hill, 1961, 63-70
77 Lydell Mitchell, 1972-77

GAME:

- Colts: 30 Lydell Mitchell at Pittsburgh 12/27/75 (26 rush/4 rec.)
26 Lydell Mitchell vs. Oakland 12/24/77 (23 rush/3 rec.)
25 Norm Bulaich vs. Cincinnati 12/26/70 (25 rush)
- Opp: 43 Lamar Smith at Miami 12/30/00 (40 rush/3 rec.)
34 Matt Snell vs. New York Jets 1/12/69* (30 rush/4 rec.)
30 Jim Brown at Cleveland 12/27/64 (27 rush/3 rec.)
29 Eddie George vs. Tennessee 1/16/00 (26 rush/3 rec.)

MOST YARDS**CAREER:**

- 486 Tom Matte, 1961-72
435 Jerry Hill, 1961, 63-70
410 Lenny Moore, 1956-67

GAME:

- Colts: 178 Raymond Berry at New York Giants 12/28/58 (178 rec.)
157 Zack Crockett at San Diego 12/31/95 (147 rush/10 rec.)
148 Willie Richardson vs. Minnesota 12/22/68 (148 rec.)
- Opp: 227 Lamar Smith at Miami 12/30/00 (209 rush/18 rec.)
176 Eddie George vs. Tennessee 1/16/00 (162 rush/14 rec.)
175 Bob Schnelker vs. New York Giants 12/27/59 (175 rec.)
161 Matt Snell vs. New York Jets 1/12/69* (121 rush/40 rec.)
158 Earnest Byner at Cleveland 1/9/88 (122 rush/36 rec.)

HIGHEST AVERAGE
(Min. 10 Ah/Game, 50 Ah/Career)

- CAREER:**
6.7 Lenny Moore, 1956-67
4.6 Jerry Hill, 1961, 63-70
4.5 Edgerrin James, 1999-00
4.5 Tom Matte, 1961-72

GAME:

- Colts: 14.8 Raymond Berry at New York Giants 12/28/58
11.2 Tom Matte vs. New York Jets 1/12/69*
10.5 Zack Crockett at San Diego 12/31/95
Opp: 12.0 Ronnie Harmon at San Diego 12/31/95
7.4 Franco Harris vs. Pittsburgh 12/19/76
6.2 Bill Brown vs. Minnesota 12/22/68

PUNTING

MOST PUNTS

- CAREER:**
65 David Lee, 1966-78
23 Chris Gardocki, 1995-97
18 Tom Gilbrun, 1961-65

GAME:

- Colts: 12 David Lee vs. Oakland 12/24/77
9 David Lee at Pittsburgh 12/27/75
8 Tom Gilbrun at Green Bay 12/26/65
Chris Gardocki at Pittsburgh 12/29/96
Opp: 9 Ron Widby vs. Dallas 1/17/71*
8 Dave Lewis vs. Cincinnati 12/26/70
Ray Guy vs. Oakland 12/24/77

MOST PUNT YARDS

- CAREER:**
2575 David Lee, 1966-78
945 Chris Gardocki, 1995-97
717 Tom Gilbrun, 1961-65

GAME:

- Colts: 438 David Lee vs. Oakland 12/24/77
361 David Lee at Pittsburgh 12/27/75
340 Hunter Smith vs. Tennessee 1/16/00
Opp: 377 Ron Widby vs. Dallas 1/17/71*
374 Ray Guy vs. Oakland 12/24/77
313 Dave Lewis vs. Cincinnati 12/26/70

HIGHEST PUNTING AVERAGE
(Min. 2/Career, 3 Ah/Game)

- CAREER:**
46.5 Hunter Smith, 1999-00
41.4 Chris Gardocki, 1995-97
39.8 Tom Gilbrun, 1961-65

GAME:

- Colts: 50.8 Raymond Brown at New York Giants 12/28/58 (4-203)
50.0 Chris Gardocki at Pittsburgh 1/14/96 (4-200)
48.6 Hunter Smith vs. Tennessee 1/16/00 (7-340)
Opp: 52.0 Craig Henrich vs. Tennessee 1/16/00 (5-260)
47.9 Don Chandler vs. New York Giants 12/27/59 (6-287)
46.8 Ray Guy vs. Oakland 12/24/77 (8-374)

MOST TOUCHBACKS

- CAREER:**
7 David Lee, 1966-78

GAME:

- Colts: 2 David Lee at Pittsburgh 12/27/75
1 (9 times) Last: Hunter Smith at Miami 12/30/00

MOST TOUCHBACKS GAME: (Continued)

- Opp: 3 Ray Guy vs. Oakland 12/24/77
1 (7 times) Last: Craig Henrich vs. Tennessee 1/16/00

MOST PUNTS BLOCKED

- CAREER:**
1 David Lee, 1966-78

GAME:

- Colts: 1 David Lee vs. Oakland 12/24/77
Opp: None

LONGEST PUNT

- GAME:**
Colts: 58 Rohn Stark at Cleveland 1/9/88
57 Raymond Brown at New York Giants 12/28/58
Hunter Smith vs. Tennessee 1/16/00
Hunter Smith at Miami 12/30/00
Opp: 65 Darren Bennett at San Diego 12/31/95
59 Josh Miller at Pittsburgh 12/29/96
58 Gary Collins at Cleveland 12/27/64
57 Craig Henrich vs. Tennessee 1/16/00

PUNT RETURNS

MOST RETURNS

- CAREER:**
13 Ron Gardin, 1970-71
12 Rick Volk, 1967-75
11 Alvin Haymond, 1964-67

GAME:

- Colts: 7 Ron Gardin vs. Cincinnati 12/26/70
5 Rick Volk at Miami 1/2/72
Jahine Arnold at Pittsburgh 12/29/96
4 (6 times) Last: Rick Volk at Cleveland 12/26/71
Opp: 5 Neil Colzie vs. Oakland 12/24/77
Jahine Arnold at Pittsburgh 12/29/96
4 Tamarick Vanover at Kansas City 1/7/96
3 (10 times) Last: Derrick Mason vs. Tennessee 1/16/00

MOST YARDS

- CAREER:**
71 Ray Buchanan, 1993-96
62 Alvin Haymond, 1964-67
58 Rick Volk, 1967-75

GAME:

- Colts: 52 Ray Buchanan at San Diego 12/31/95
34 Timmy Brown vs. New York Jets 1/12/69*
30 Howard Stevens at Pittsburgh 12/27/75
Opp: 77 Jahine Arnold at Pittsburgh 12/29/96
71 Leroy Kelly at Cleveland 12/26/71
49 Derrick Mason vs. Tennessee 1/16/00

HIGHEST AVERAGE
(Min. 4 Returns, 2/Game)

- CAREER:**
11.8 Ray Buchanan, 1993-96
5.6 Alvin Haymond, 1964-67
4.8 Rick Volk, 1967-75

GAME:

- Colts: 26.0 Ray Buchanan at San Diego 12/31/95 (2-52)
12.0 Terrence Wilkins vs. Tennessee 1/16/00 (2-24)

HIGHEST AVERAGE GAME: (Continued)

- 10.0 Howard Stevens at Pittsburgh 12/27/75 (3-30)
Opp: 23.7 Leroy Kelly at Cleveland 12/26/71 (3-71)
17.2 Andre Hastings at Pittsburgh 1/14/96 (3-53)
16.3 Derrick Mason vs. Tennessee 1/16/00 (3-49)

LONGEST RETURN

- GAME:**
Colts: 46 Ray Buchanan at San Diego 12/31/95
24 Terrence Wilkins vs. Tennessee 1/16/00
21 Tim Brown vs. New York Jets 1/12/69*
Opp: 48 Leroy Kelly at Cleveland 12/26/71
33 Andre Hastings at Pittsburgh 1/14/96
31 Jahine Arnold at Pittsburgh 12/29/96

KICKOFF RETURNS

MOST RETURNS

- CAREER:**
8 Jim Duncan, 1969-71
7 Aaron Bailey, 1994-97
Terrence Wilkins, 1999-00
6 Albert Bentley, 1985-81
5 Alvin Haymond, 1964-67
Bruce Laird, 1972-81

GAME:

- Colts: 6 Albert Bentley at Cleveland 1/9/88
5 Terrence Wilkins vs. Tennessee 1/16/00
4 Jim Duncan vs. Oakland 1/3/71
Jim Duncan vs. Dallas 1/17/71*
Bruce Laird at Pittsburgh 12/27/75
Aaron Bailey at Pittsburgh 1/14/96
Lamont Warren at Pittsburgh 12/29/96
Opp: 6 Andre Coleman at San Diego 12/31/95
4 Ernie Mills at Pittsburgh 1/14/96
3 Timmy Brown vs. Philadelphia 1/8/67#
Ben Davis at Cleveland 12/29/68
Reece Morrison at Cleveland 12/29/68
Carl Garrett vs. Oakland 12/24/77

MOST YARDS

- CAREER:**
195 Jim Duncan, 1969-71
135 Aaron Bailey, 1994-97
134 Marshall Johnson, 1975-80
118 Terrence Wilkins, 1999-00

GAME:

- Colts: 134 Marshall Johnson vs. Oakland 12/24/77
114 Albert Bentley at Cleveland 1/9/88
105 Jim Duncan vs. Oakland 1/3/71
Opp: 169 Carl Garrett vs. Oakland 12/24/77
133 Andre Coleman at San Diego 12/31/95
96 Ernie Mills at Pittsburgh 1/14/96

HIGHEST AVERAGE
(Min. 3/Career, 2/Game)

- CAREER:**
44.7 Marshall Johnson, 1975-80
27.8 Preston Pearson, 1967-68
27.7 Charlie Pittman, 1971

GAME:

- Colts: 44.7 Marshall Johnson vs. Oakland 12/24/77 (3-136, 1 TD)

HIGHEST AVERAGE GAME: *(Continued)*

- 29.5 Preston Pearson vs. New York Jets 1/12/69* (2-59)
- 29.0 Charlie Pittman at Miami 1/2/72 (2-58)
- 26.3 Jim Duncan vs. Oakland 1/3/71 (4-105)
- Opp: 33.8 Carl Garrett vs. Oakland 12/24/77 (5-169)
- 30.0 Phil King vs. New York Giants 12/27/59 (2-60)
- 27.7 Timmy Brown vs. Philadelphia 1/8/67# (3-83)

LONGEST RETURN

GAME:

- Colts: 87: Marshall Johnson vs. Oakland 12/24/77
- 38 Charlie Pittman at Miami 1/2/72
- Albert Bentley at Cleveland 1/9/88
- Opp: 60 Theo Bell vs. Pittsburgh 12/19/76
- 44 Carl Garrett vs. Oakland 12/24/77
- 36 Dave Brown at Pittsburgh 12/27/75

INTERCEPTIONS

MOST INTERCEPTIONS

CAREER:

- 7 Jerry Logan, 1963-72
- 5 Rick Volk, 1967-75
- 3 Mike Curtis, 1965-75

GAME:

- Colts: 2 Johnny Sample vs. New York Giants 12/27/59 (2-76)
- Rick Volk at Cleveland 12/26/71 (2-56)
- Lloyd Mumphord at Pittsburgh 12/27/75 (2-67)
- Bruce Laird vs. Oakland 12/24/77 (2-61)
- Jason Belser at San Diego 12/31/95 (2-68)
- Chad Cota at Miami 12/30/00 (2-23)
- Opp: 2 Randy Beverly vs. New York Jets 1/12/69*
- Chuck Howley vs. Dallas 1/17/71*

MOST RETURN YARDS

CAREER:

- 112 Rick Volk, 1967-75
- 80 Jerry Logan, 1963-72
- 76 Johnny Sample, 1958-60

GAME:

- Colts: 76 Johnny Sample vs. New York Giants 12/27/59 (2-76)
- 68 Jason Belser at San Diego 12/31/95 (2-68)
- 67 Lloyd Mumphord at Pittsburgh 12/27/75 (2-67)
- Opp: 62 Dick Anderson at Miami 1/2/71
- 48 Frank Minnifield at Cleveland 1/9/88
- 26 Glen Edwards vs. Pittsburgh 12/19/76

HIGHEST AVERAGE

(Min. 3/Career, 2/Game)

CAREER:

- 22.4 Rick Volk, 1967-75
- 11.5 Chad Cota at Miami 12/30/00
- 11.4 Jerry Logan, 1963-72

GAME:

- Colts: 38.0 Johnny Sample vs. New York Giants 12/27/59 (2-76)
- 34.0 Jason Belser at San Diego 12/31/95 (2-68)
- 33.5 Lloyd Mumphord at Pittsburgh 12/27/75 (2-67)

HIGHEST AVERAGE GAME: *(Continued)*

- Opp: 11.0 Chuck Howley vs. Dallas 1/17/71* (2-22)

LONGEST RETURN-TD RETURNS

GAME:

- Colts: 61: Bruce Laird vs. Oakland 12/24/77
- 59: Eugene Daniel at Pittsburgh 12/29/96
- 58 Lloyd Mumphord at Pittsburgh 12/27/75
- 42: Johnny Sample vs. New York Giants 12/27/59
- Opp: 62: Dick Anderson at Miami 1/2/72
- 48: Frank Minnifield at Cleveland 1/9/88
- 26 Glen Edwards vs. Pittsburgh 12/19/76

FUMBLE RETURNS FOR TOUCHDOWNS

- Colts: 25 Don Shinnick at Green Bay 12/26/65
- 60 Mike Curtis vs. Minnesota 12/22/68
- Opp: 93 Andy Russell at Pittsburgh 12/27/75

COLTS

TEAM PLAYOFF RECORDS

*(*Denotes Super Bowl, #Denotes Playoff Bowl)*

SCORING

MOST POINTS

- Colts: 35 vs. Dallas 1/9/66#
- at San Diego 12/31/95
- 34 at Cleveland 12/29/68
- 31 vs. New York Giants 12/27/59
- vs. Oakland 12/24/77
- Opp: 42 at Pittsburgh 12/29/96
- 40 vs. Pittsburgh 12/19/76
- 38 at Cleveland 1/9/88
- 37 vs. Oakland 12/24/77
- 28 at Pittsburgh 12/27/75

FEWEST POINTS

- Colts: 0 at Cleveland 12/27/64
- at Miami 1/2/72
- 7 vs. New York Jets 1/12/69*
- Opp: 0 at Cleveland 12/29/68
- vs. Cincinnati 12/26/70
- 3 vs. Dallas 1/9/66#
- at Cleveland 12/26/71

MOST POINTS BOTH TEAMS

- 68 vs. Oakland 12/24/77 (Raiders 37, Colts 31, 2 OT)
- 59 at Cleveland 1/9/88 (Browns 38, Colts 21)
- 56 at Pittsburgh 12/29/96 (Steelers 42, Colts 14)
- 55 at San Diego 12/31/95 (Colts 35, Chargers 20)
- 54 vs. Pittsburgh 12/19/76 (Steelers 40, Colts 14)

FEWEST POINTS BOTH TEAMS

- 17 vs. Cincinnati 12/26/70 (Colts 17, Bengals 0)
- at Kansas City 1/7/96 (Colts 10, Chiefs 7)
- 21 at Miami 1/2/72 (Dolphins 21, Colts 0)
- 23 at Green Bay 12/26/65 (Packers 13, Colts 10, OT)
- vs. New York Jets 1/12/69* (Jets 16, Colts 7)
- at Cleveland 12/26/71 (Colts 20, Browns 3)

MOST TOUCHDOWNS

- Colts: 5 vs. Dallas 1/9/66#
- at San Diego 12/31/95

MOST TOUCHDOWNS *(Continued)*

- 4 vs. New York Giants 12/27/59
- at Cleveland 12/29/68
- vs. Oakland 12/24/77
- 3 [4 times] Last: at Cleveland 1/9/88
- Opp: 5 vs. Pittsburgh 12/19/76
- vs. Oakland 12/24/77
- at Cleveland 1/9/88
- at Pittsburgh 12/29/96
- 4 [2 times] Last: at Pittsburgh 12/27/75

MOST RUSHING TOUCHDOWNS

- Colts: 4 at Cleveland 12/29/68
- 3 vs. Dallas 1/9/66#
- at San Diego 12/31/95
- 2 [5 times] Last: at Miami 12/30/00
- Opp: 5 at Pittsburgh 12/29/96
- 3 at Pittsburgh 12/27/75
- 2 [4 times] Last: vs. Oakland 12/24/77

MOST PASSING TOUCHDOWNS

- Colts: 2 [6 times] Last: at San Diego 12/31/95
- Opp: 3 at Cleveland 12/27/64
- vs. Pittsburgh 12/19/76
- vs. Oakland 12/24/77
- at Cleveland 1/9/88

MOST DEFENSIVE TOUCHDOWNS

- Colts: 1 vs. New York Giants 12/28/58
- at Green Bay 12/26/65
- vs. Minnesota 12/22/68
- vs. Oakland 12/24/77
- at Pittsburgh 12/29/96
- Opp: 1 vs. Miami 1/2/72
- vs. Pittsburgh 12/27/75
- at Cleveland 1/9/88

MOST PATS/ATTEMPTS

- Colts: 5/5 vs. Dallas 1/9/66#
- at San Diego 12/31/95
- 4/4 vs. New York Giants 12/27/59
- at Cleveland 12/29/68
- vs. Oakland 12/24/77
- Opp: 5/5 at Cleveland 1/9/88
- 4/5 vs. Pittsburgh 12/19/76
- 4/4 [4 times] Last: at Pittsburgh 12/29/96

MOST FIELD GOALS

- Colts: 3 at Pittsburgh 1/14/96
- vs. Tennessee 1/16/00
- at Miami 12/30/00
- 2 [4 times] Last: at Cleveland 12/26/71
- Opp: 4 vs. Tennessee 1/16/00
- 3 vs. New York Giants 12/27/59
- vs. New York Jets 1/12/69*
- 2 [7 times] Last: at Pittsburgh 12/29/96

MOST FIELD GOAL ATTEMPTS

- Colts: 4 vs. Oakland 1/3/71
- at Pittsburgh 1/14/96
- at Miami 12/30/00
- Opp: 4 vs. Tennessee 1/16/00
- 3 [6 times] Last: at Pittsburgh 1/14/96
- 2 [9 times] Last: at Miami 12/30/00

FIRST DOWNS

MOST

- Colts: 27 at New York Giants 12/28/58
- 23 at Cleveland 1/9/88
- 22 vs. Dallas 1/9/66#
- at Cleveland 12/29/68
- vs. Oakland 12/24/77

FIRST DOWNS MOST (Continued)

- Opp: 29 vs. Pittsburgh 12/19/76
 28 vs. Oakland 12/24/77
 27 at San Diego 12/31/95
 26 at Miami 12/30/00
 25 at Cleveland 1/9/88

FEWEST

- Colts: 8 at Pittsburgh 12/29/96
 9 at Green Bay 12/26/65
 10 at Pittsburgh 12/19/76
 11 at Cleveland 12/27/64
 13 vs. New York Giants 12/27/59
 Opp: 7 vs. Cincinnati 12/26/70
 10 at New York Giants 12/28/58
 vs. Dallas 1/17/71*
 11 at Cleveland 12/26/71
 12 at Cleveland 12/29/68

MOST BOTH TEAMS

- 50 vs. Oakland 12/24/77 (Raiders 28, Colts 22)
 48 at Cleveland 1/9/88 (Browns 25, Colts 23)
 47 at San Diego 12/31/95 (Chargers 27, Colts 20)
 45 vs. Pittsburgh 12/19/76 (Steelers 29, Colts 16)
 40 at Miami 12/30/00 (Dolphins 26, Colts 14)

FEWEST BOTH TEAMS

- 23 vs. Cincinnati 12/26/70 (Colts 16, Bengals 7)
 24 vs. Dallas 1/17/71* (Colts 14, Cowboys 10)
 26 at Pittsburgh 12/27/75 (Steelers 16, Colts 10)
 27 at Cleveland 12/26/71 (Colts 16, Browns 11)
 29 vs. New York Giants 12/27/59 (Giants 16, Colts 13)

MOST RUSHING

- Colts: 14 vs. Dallas 1/9/66#
 13 at Cleveland 12/29/68
 12 vs. Cincinnati 12/26/70
 10 vs. Oakland 12/24/77
 at San Diego 12/31/95
 Opp: 16 at Pittsburgh 12/29/96
 at Miami 12/30/00
 13 at Pittsburgh 12/27/75
 12 vs. Pittsburgh 12/19/76
 11 vs. Philadelphia 1/8/69#

FEWEST RUSHING

- Colts: 0 at Pittsburgh 12/29/96
 2 vs. Minnesota 12/22/68
 3 vs. New York Giants 12/27/59
 vs. Tennessee 1/16/00
 Opp: 2 at Cleveland 12/29/68
 vs. Cincinnati 12/26/70
 3 at New York Giants 12/28/58
 4 (3 times) Last: vs. Dallas 1/17/71*

MOST PASSING

- Colts: 17 at New York Giants 12/28/58
 16 at Cleveland 1/9/88
 13 vs. Tennessee 1/16/00
 12 vs. Minnesota 12/22/68
 at Pittsburgh 1/14/96
 Opp: 20 at San Diego 12/31/95
 17 vs. Minnesota 12/22/68
 vs. Oakland 12/24/77
 15 vs. Pittsburgh 12/19/76
 13 at Cleveland 1/9/88

FEWEST PASSING

- Colts: 2 at Green Bay 12/26/65
 4 at Cleveland 12/27/64
 vs. Cincinnati 12/26/70
 at Pittsburgh 12/27/75
 6 vs. Dallas 1/17/71*

FEWEST PASSING (Continued)

- Opp: 3 at Pittsburgh 12/27/75
 4 vs. Philadelphia 1/8/67#
 at Miami 1/2/72
 5 vs. Cincinnati 12/26/70
 vs. Dallas 1/17/71*
 at Cleveland 12/26/71
 vs. Tennessee 1/16/00

MOST BY PENALTY

- Colts: 4 vs. Philadelphia 1/8/67#
 vs. Dallas 1/17/71*
 vs. Pittsburgh 12/19/76
 vs. Oakland 12/24/77
 3 at Cleveland 1/9/88
 vs. Tennessee 1/16/00
 Opp: 3 at Cleveland 12/27/64
 at Green Bay 12/26/65
 vs. Oakland 12/24/77
 at Pittsburgh 1/14/96
 2 (4 times) Last: at Cleveland 1/9/88

NET YARDS

MOST NET YARDS

- Colts: 452 at New York Giants 12/28/58
 363 vs. Oakland 1/3/71
 353 at Cleveland 12/29/68
 347 vs. Dallas 1/9/66#
 333 at San Diego 12/31/95
 Opp: 526 vs. Pittsburgh 12/19/76
 491 vs. Oakland 12/24/77
 434 at Miami 12/30/00
 429 at San Diego 12/31/95
 407 at Pittsburgh 12/29/96

FEWEST NET YARDS

- Colts: 146 at Pittsburgh 12/29/96
 154 at Pittsburgh 12/27/75
 170 vs. Pittsburgh 12/19/76
 175 at Green Bay 12/26/65
 181 at Cleveland 12/27/64
 Opp: 139 vs. Cincinnati 12/26/70
 165 at Cleveland 12/26/71
 173 at Cleveland 12/29/68
 194 vs. Philadelphia 1/8/67#
 204 vs. Dallas 1/9/66#

RUSHING

MOST YARDS

- Colts: 187 vs. Oakland 12/24/77
 184 at Cleveland 12/29/68
 182 vs. Dallas 1/9/66#
 178 at San Diego 12/31/95
 170 vs. Cincinnati 12/26/70
 Opp: 258 at Miami 12/30/00
 231 at Pittsburgh 12/29/96
 225 vs. Pittsburgh 12/19/76
 211 at Pittsburgh 12/27/75
 197 vs. Tennessee 1/16/00

FEWEST YARDS

- Colts: 41 at Pittsburgh 12/29/96
 50 vs. Minnesota 12/22/68
 63 at Cleveland 1/9/88
 69 vs. Dallas 1/17/71*
 71 vs. Pittsburgh 12/19/76
 Opp: 56 at Cleveland 12/29/68
 63 vs. Cincinnati 12/26/70
 69 at Cleveland 12/26/71
 75 vs. Dallas 1/9/66#
 80 at Pittsburgh 1/14/96

MOST ATTEMPTS

- Colts: 50 vs. Oakland 12/24/77
 47 at Green Bay 12/26/65
 vs. Dallas 1/9/66#
 vs. Cincinnati 12/26/70
 43 at Cleveland 12/26/71

MOST ATTEMPTS (Continued)

- Opp: 51 at Pittsburgh 12/29/96
 48 at Miami 12/30/00
 47 vs. Oakland 12/24/77
 43 vs. New York Jets 1/12/69*
 at Pittsburgh 12/27/75

FEWEST ATTEMPTS

- Colts: 15 at Pittsburgh 12/29/96
 21 at Cleveland 1/9/88
 23 vs. New York Jets 1/12/69*
 vs. Pittsburgh 12/19/76
 at Pittsburgh 1/14/96
 vs. Tennessee 1/16/00
 25 vs. New York Giants 12/27/59
 at Cleveland 12/26/64
 Opp: 22 at Cleveland 12/29/68
 vs. Cincinnati 12/26/70
 vs. Oakland 1/3/71
 24 at Cleveland 12/26/71
 at Pittsburgh 1/14/96

MOST ATTEMPTS BOTH TEAMS

- 97 vs. Oakland 12/24/77 (Colts 50, Raiders 47)
 86 at Green Bay 12/26/65 (Colts 47, Packers 39)
 84 at Pittsburgh 12/27/75 (Steelers 43, Colts 41)
 75 vs. Dallas 1/9/66# (Colts 47, Cowboys 28)
 71 at Miami 12/30/00 (Dolphins 48, Colts 23)

FEWEST ATTEMPTS BOTH TEAMS

- 47 at Pittsburgh 1/14/96 (Steelers 24, Colts 23)
 50 vs. New York Giants 12/27/59 (Colts 25, Giants 25)
 55 vs. Minnesota 12/22/68 (Vikings 28, Colts 27)
 at Cleveland 1/9/88 (Browns 34, Colts 21)
 56 vs. Tennessee 1/16/00 (Titans 33, Colts 23)
 60 vs. Oakland 1/3/71 (Colts 38, Raiders 22)

TOTAL PLAYS

MOST PLAYS

- Colts: 83 at New York Giants 12/28/58
 82 vs. Oakland 12/24/77
 71 vs. Oakland 1/3/71
 68 at Miami 1/2/72
 at Pittsburgh 12/27/75
 at Kansas City 1/7/96
 Opp: 89 vs. Oakland 12/24/77
 84 at Miami 12/30/00
 81 at Green Bay 12/26/65
 80 at San Diego 12/31/95
 75 vs. Minnesota 12/22/68

FEWEST PLAYS

- Colts: 47 at Cleveland 12/27/64
 52 at Pittsburgh 12/29/96
 53 vs. Minnesota 12/22/68
 vs. Pittsburgh 12/19/76
 55 at Miami 12/30/00
 Opp: 45 at Miami 1/2/72
 46 vs. Cincinnati 12/26/70
 52 at New York Giants 12/28/58
 56 at Cleveland 12/26/71
 57 vs. Tennessee 1/16/00

MOST PLAYS BOTH TEAMS

- 171 vs. Oakland 12/24/77 (Raiders 89, Colts 82)
- 141 at Green Bay 12/26/65 (Packers 81, Colts 60)
- 139 at Miami 12/30/00 (Dolphins 84, Colts 55)
- 138 vs. New York Jets 1/12/69* (Jets 74, Colts 64)
- at San Diego 12/31/95 (Chargers 80, Colts 58)

FEWEST PLAYS BOTH TEAMS

- 107 at Cleveland 12/27/64 (Browns 60, Colts 47)
- 112 vs. Cincinnati 12/26/70 (Colts 66, Bengals 46)
- 113 at Miami 1/2/72 (Colts 68, Dolphins 45)
- 115 vs. Dallas 1/17/71* (Cowboys 59, Colts 56)
- 118 vs. Pittsburgh 12/19/76 (Steelers 65, Colts 53)

PASSING

MOST YARDS

- Colts: 349 at New York Giants 12/28/58
- 280 vs. Minnesota 12/22/68
- 267 at Pittsburgh 1/14/96
- 266 at Cleveland 1/9/88
- 264 vs. New York Giants 12/27/59
- Opp: 345 vs. Oakland 12/24/77
- 308 vs. Pittsburgh 12/19/76
- 287 vs. Minnesota 12/22/68
- 284 at San Diego 12/31/95
- 277 vs. Oakland 1/3/71

FEWEST YARDS

- Colts: 40 at Green Bay 12/26/65
- 95 at Cleveland 12/27/64
- 100 at Pittsburgh 12/27/75
- 112 at Kansas City 1/7/96
- 140 at Pittsburgh 12/29/96
- Opp: 87 vs. Philadelphia 1/8/67#
- 93 vs. Cincinnati 12/26/70
- 103 at Pittsburgh 12/27/75
- 112 vs. Tennessee 1/16/00
- 127 vs. Dallas 1/17/71*

MOST YARDS BOTH TEAMS

- 567 vs. Minnesota 12/22/68 (Vikings 287, Colts 280)
- 549 at New York Giants 12/28/58 (Colts 349, Giants 200)
- 522 vs. Oakland 1/3/71 (Raiders 277, Colts 245)
- 514 vs. New York Giants 12/27/59 (Colts 264, Giants 250)
- 509 vs. Oakland 12/24/77 (Raiders 345, Colts 164)

FEWEST YARDS BOTH TEAMS

- 203 at Pittsburgh 12/27/75 (Steelers 103, Colts 100)
- 238 vs. Cincinnati 12/26/70 (Colts 145, Bengals 93)
- 264 at Kansas City 1/7/96 (Chiefs 152, Colts 112)
- 274 at Cleveland 12/26/71 (Colts 143, Browns 131)
- 280 vs. Philadelphia 1/8/67# (Colts 193, Eagles 87)

MOST ATTEMPTS

- Colts: 42 vs. Tennessee 1/16/00
- 41 vs. New York Jets 1/12/69*
- 40 at New York Giants 12/28/58
- 39 at Cleveland 1/9/88
- 36 at Miami 1/2/72

MOST ATTEMPTS (Continued)

- Opp: 47 at San Diego 12/31/95
- 44 vs. Minnesota 12/22/68
- 41 at Green Bay 12/26/65
- at Pittsburgh 1/14/96
- 40 vs. Oakland 12/24/77

FEWEST ATTEMPTS

- Colts: 12 at Green Bay 12/26/65
- 17 vs. Cincinnati 12/26/70
- 18 vs. Dallas 1/9/66#
- 20 at Cleveland 12/27/64
- 21 at Cleveland 12/26/71
- Opp: 8 at Miami 1/2/72
- 13 at Pittsburgh 12/27/75
- 18 at New York Giants 12/28/58
- at Cleveland 12/27/64
- 21 vs. Oakland 1/3/71

MOST ATTEMPTS BOTH TEAMS

- 75 at Pittsburgh 1/14/96 (Steelers 41, Colts 34)
- 74 at San Diego 12/31/95 (Chargers 47, Colts 27)
- 70 vs. New York Jets 1/12/69* (Colts 41, Jets 29)
- at Cleveland 1/9/88 (Colts 39, Browns 31)
- 67 vs. New York Giants 12/27/59 (Giants 38, Colts 29)
- 66 (5 times) Last: at Mia. 12/30/00 (Dolphins 34, Colts 32)

FEWEST ATTEMPTS BOTH TEAMS

- 35 at Pittsburgh 12/27/75 (Colts 22, Steelers 13)
- 38 at Cleveland 12/27/64 (Colts 20, Browns 18)
- vs. Cincinnati 12/26/70 (Bengals 21, Colts 17)
- 44 at Miami 1/2/72 (Colts 36, Dolphins 8)
- 48 (2 times) Last: at Cleveland 12/26/71 (Browns 27, Colts 21)

MOST COMPLETIONS

- Colts: 26 at New York Giants 12/28/58
- 22 at Cleveland 1/9/88
- 21 at Pittsburgh 1/14/96
- 20 at Miami 1/2/72
- 19 vs. Philadelphia 1/8/67#
- vs. Tennessee 1/16/00
- Opp: 26 vs. Minnesota 12/22/68
- 25 at Pittsburgh 1/14/96
- 23 at Green Bay 12/26/65
- at San Diego 12/31/95
- 21 vs. Oakland 12/24/77
- 20 at Cleveland 1/9/88

FEWEST COMPLETIONS

- Colts: 5 at Green Bay 12/26/65
- 6 vs. Cincinnati 12/26/70
- 7 vs. Dallas 1/9/66#
- 8 at Pittsburgh 12/27/75
- 11 (4 times) Last: vs. Pittsburgh 12/19/76
- Opp: 4 at Miami 1/2/72
- 8 vs. Cincinnati 12/26/70
- at Pittsburgh 12/27/75
- 11 at Cleveland 12/27/64
- vs. Philadelphia 1/8/67#

MOST COMPLETIONS BOTH TEAMS

- 46 at Pittsburgh 1/14/96 (Steelers 25, Colts 21)
- 42 at Cleveland 1/9/88 (Colts 22, Browns 20)
- 39 vs. Minnesota 12/22/68 (Vikings 26, Colts 13)
- at San Diego 12/31/95 (Chargers 23, Colts 16)

MOST COMPLETIONS BOTH TEAMS (Cont.)

- 38 at New York Giants 12/28/58 (Colts 26, Giants 12)

FEWEST COMPLETIONS BOTH TEAMS

- 14 vs. Cincinnati 12/26/70 (Bengals 8, Colts 6)
- 16 at Pittsburgh 12/27/75 (Colts 8, Steelers 8)
- 22 vs. Dallas 1/9/66# (Cowboys 15, Colts 7)
- 23 at Cleveland 12/27/64 (Colts 12, Browns 11)
- vs. Dallas 1/17/71* (Cowboys 12, Colts 11)

MOST TOUCHDOWNS

- Colts: 2 (6 times) Last: at San Diego 12/31/95
- Opp: 3 (4 times) Last: at Cleveland 1/9/88

MOST TIMES THROWN ATTEMPTING TO PASS

- Colts: 6/50 vs. Oakland 12/24/77
- 5/45 vs. Pittsburgh 12/19/76
- 5/28 at Pittsburgh 12/27/75
- 4/35 at New York Giants 12/28/58
- vs. Minnesota 12/22/68
- at Pittsburgh 12/29/96
- Opp: 5/48 vs. Oakland 1/3/71
- 5/35 at Cleveland 12/26/71
- 4/34 at Cleveland 12/29/68
- 3 (6 times) Last: at Pittsburgh 12/27/75

MOST YARDS LOST ATTEMPTING TO PASS

- Colts: 57 vs. New York Giants 12/28/58
- 50 vs. Oakland 12/24/77
- 45 vs. Pittsburgh 12/19/76
- 35 at New York Giants 12/28/58
- vs. Minnesota 12/22/68
- at Pittsburgh 12/29/96
- Opp: 48 vs. Oakland 1/3/71
- 45 vs. New York Giants 12/27/59
- 35 at Cleveland 12/26/71
- 34 at Cleveland 12/29/68
- 30 vs. Dallas 1/9/66#

MOST INTERCEPTIONS

- Colts: 4 vs. New York Jets 1/12/69*
- 3 vs. Dallas 1/17/71*
- at Miami 1/2/72
- Opp: 4 at San Diego 12/31/95
- 3 (6 times) Last: at Mia. 12/30/00

PUNTING

MOST

- Colts: 13 vs. Oakland 12/24/77
- 9 at Pittsburgh 12/27/75
- 8 at Green Bay 12/26/65
- at Pittsburgh 12/29/96
- 6 (6 times) Last: at Kansas City 1/7/96
- Opp: 9 vs. Dallas 1/19/66#
- vs. Dallas 1/17/71*
- 8 vs. Cincinnati 12/26/70
- vs. Oakland 12/24/77
- 6 (4 times) Last: at Miami 1/2/72

FEWEST

- Colts: 2 at Cleveland 12/29/68
- 3 vs. New York Jets 1/12/69*
- at Miami 1/2/72
- 4 (6 times) Last: at Pittsburgh 1/14/96
- Opp: 1 vs. Pittsburgh 12/19/76
- at Cleveland 1/9/88
- 2 at San Diego 12/31/95
- at Pittsburgh 12/29/96
- 3 at Cleveland 12/27/64
- at Miami 12/30/00

MOST YARDS

- Colts: 438 vs. Oakland 12/24/77
 361 at Pittsburgh 12/27/75
 340 vs. Tennessee 1/16/00
 339 at Pittsburgh 12/29/96
 330 at Green Bay 12/26/65
 Opp: 377 vs. Dallas 1/17/71*
 374 vs. Oakland 12/24/77
 337 vs. Dallas 1/9/66#
 313 vs. Cincinnati 12/26/70
 287 vs. New York Giants 12/27/59

HIGHEST AVERAGE

- Colts: 50.8 at New York Giants 12/28/58
 50.0 at Pittsburgh 1/14/96
 48.6 vs. Tennessee 1/16/00
 45.3 vs. Oakland 1/3/71
 at Miami 1/2/72
 44.3 vs. New York Jets 1/12/69*
 Opp: 52.0 vs. Tennessee 1/16/00
 47.9 vs. New York Giants 12/27/59
 46.8 vs. Oakland 12/24/77
 46.0 at Miami 12/30/00
 45.6 at New York Giants 12/28/58

PENALTIES

MOST

- Colts: 8 vs. Oakland 12/24/77 (8-82)
 7 vs. Pittsburgh 12/19/76 (7-59)
 at Cleveland 1/9/88 (7-5)
 vs. Tennessee 1/16/00 (7-60)
 6 vs. Cincinnati 12/26/70 (6-63)
 at Pittsburgh 12/27/75 (6-53)
 at Kansas City 1/7/96 (6-38)
 at Pittsburgh 12/29/96 (6-30)
 Opp: 12 vs. Pittsburgh 12/19/76 (12-88)
 10 vs. Dallas 1/17/71* (10-133)
 9 vs. Tennessee 1/16/00 (9-78)
 7 at Cleveland 12/27/64 (7-59)
 at Cleveland 12/29/68 (7-54)
 vs. Oakland 12/24/77 (7-65)
 at Miami 12/30/00 (7-55)

FEWEST

- Colts: 1 at Miami 12/30/00 (1-10)
 2 vs. Oakland 1/3/71 (2-10)
 at Miami 1/2/72 (2-20)
 3 [5 times] Last: vs. New York Jets
 1/12/69* (3-23)
 Opp: 1 vs. Cincinnati 12/26/70 (1-5)
 at Miami 1/2/72 (1-12)
 2 at New York Giants 12/28/58
 (2-22)
 vs. Oakland 1/3/71 (2-20)
 3 [4 times] Last: at Pittsburgh
 12/29/96

MOST BOTH TEAMS

- 19 vs. Pittsburgh 12/19/76 (Steelers
 12, Colts 7)
 16 vs. Tennessee 1/16/00 (Titans 9,
 Colts 7)
 15 vs. Oakland 12/24/77 (Colts 8,
 Raiders 7)
 14 vs. Dallas 1/17/71* (Cowboys 10,
 Colts 4)
 12 at Cleveland 12/27/64 (Browns 7,
 Colts 5)

FEWEST BOTH TEAMS

- 3 at Miami 1/2/72 (Colts 2,
 Dolphins 1)
 4 vs. Oakland 1/3/71 (Colts 2,
 Raiders 2)
 5 vs. New York Giants 12/28/58
 (Colts 3, Giants 2)
 6 vs. Minnesota 12/22/68 (Vikings 4,
 Colts 2)
 7 [4 times] Last: vs. Cincinnati
 12/26/70 (Colts 6, Bengals 1)

MOST YARDS

- Colts: 82 vs. Oakland 12/24/77 (8-82)
 75 at Cleveland 1/9/88 (7-5)
 63 vs. Cincinnati 12/26/70 (6-63)
 60 vs. Tennessee 1/16/00 (7-60)
 59 at Green Bay 12/26/65 (3-59)
 vs. Pittsburgh 12/19/76 (7-59)
 Opp: 133 vs. Dallas 1/17/71* (10-133)
 88 vs. Pittsburgh 12/19/76 (12-88)
 78 vs. Tennessee 1/16/00 (9-78)
 65 vs. Oakland 12/24/77 (7-65)
 59 at Cleveland 12/27/64 (7-59)

FEWEST YARDS

- Colts: 10 vs. Oakland 1/3/71 (2-10)
 at Miami 12/30/00 (1-10)
 15 at New York Giants 12/28/58
 (3-15)
 at Cleveland 12/29/68 (3-15)
 20 vs. New York Giants 12/27/59
 (4-20)
 at Miami 1/2/72 (2-20)
 Opp: 5 vs. Cincinnati 12/26/70 (1-5)
 12 at Miami 1/2/72 (1-12)
 16 at Cleveland 12/26/71 (3-16)
 19 at Pittsburgh 12/29/96 (3-19)
 20 vs. Oakland 1/3/71 (2-20)
 at Cleveland 1/9/88 (4-20)

MOST YARDS BOTH TEAMS

- 164 vs. Dallas 1/17/71* (Cowboys
 133, Colts 31)
 147 vs. Pittsburgh 12/19/76 (Steelers
 88, Colts 59)
 vs. Oakland 12/24/77 (Colts 82,
 Raiders 65)
 138 vs. Tennessee 1/16/00 (Titans 78,
 Colts 60)
 107 at Cleveland 12/27/64 (Browns
 59, Colts 48)
 99 at Green Bay 12/26/65 (Colts 59,
 Packers 40)

FEWEST YARDS BOTH TEAMS

- 30 vs. Oakland 1/3/71 (Raiders 20,
 Colts 10)
 32 at Miami 1/2/72 (Colts 20,
 Dolphins 12)
 37 vs. New York Giants 12/27/58
 (Giants 22, Colts 15)
 43 vs. New York Giants 12/27/59
 (Giants 23, Colts 20)
 49 at Pittsburgh 12/29/96 (Colts 30,
 Steelers 19)

FUMBLES

MOST FUMBLES

- Colts: 5 vs. Dallas 1/17/71* (5/4)
 4 at Kansas City 1/7/96 (4/0)
 2 [8 times] Last: at San Diego
 12/31/95 (2/0)
 Opp: 6 at New York Giants 12/28/58
 (6/4)
 at Cleveland 12/26/71 (6/2)
 4 vs. Oakland 12/24/77 (4/2)
 3 at Green Bay 12/26/65 (3/2)
 at Pittsburgh 12/27/75 (3/2)

MOST FUMBLES LOST

- Colts: 4 vs. Dallas 1/17/71* (5/4)
 2 vs. New York Giants 12/28/58
 (2/2)
 at Cleveland 12/27/64 (2/2)
 at Cleveland 12/26/71 (2/2)
 Opp: 4 at New York Giants 12/28/58
 (6/4)
 2 [5 times] Last: vs. Oakland
 12/24/77 (4/2)

FEWEST FUMBLES

- Colts: 0 [4 times] Last: at Miami
 12/30/00
 1 [10 times] Last: vs. Tennessee
 1/16/00
 Opp: 0 [5 times] Last: at Miami
 12/30/00
 1 [8 times] Last: vs. Tennessee
 1/16/00

FEWEST FUMBLES LOST

- Colts: 0 [13 times] Last: at Miami
 12/30/00
 1 [7 times] Last: at Pittsburgh
 12/29/96
 Opp: 0 [9 times] Last: at Miami
 12/30/00
 1 [9 times] Last: vs. Tennessee
 1/16/00

MOST FUMBLES BOTH TEAMS

- 8 at New York Giants 12/28/58
 (Giants 6, Colts 2)
 at Cleveland 12/26/71 (Browns 6,
 Colts 2)
 6 vs. Dallas 1/17/71* (Colts 5,
 Cowboys 1)
 5 at Pittsburgh 12/27/75 (Steelers 3,
 Colts 2)
 vs. Oakland 12/24/77 (Raiders 4,
 Colts 1)

FEWEST FUMBLES BOTH TEAMS

- 0 at Miami 12/30/00
 1 [5 times] Last: vs. Tennessee
 1/16/00 (Titans 1)
 2 [5 times] Last: at San Diego
 12/31/95 (Colts 2)

MOST FUMBLES LOST BOTH TEAMS

- 6 at New York Giants 12/28/58
 (Giants 4, Colts 2)
 5 vs. Dallas 1/17/71* (Colts 4,
 Cowboys 1)
 4 at Cleveland 12/26/71 (Colts 2,
 Browns 2)
 3 [3 times] Last: at Pittsburgh
 12/27/75 (Steelers 2, Colts 1)

FEWEST FUMBLES LOST BOTH TEAMS

- 0 [8 times] Last: at Miami
 12/30/00
 1 [4 times] Last: vs. Tennessee
 1/16/00 (Titans 1)

COLTS PRESEASON RESULTS

(All Games on Saturday Night unless otherwise indicated; * denotes OT)

1947	RECORD: 0-2	OPPONENT	1957	RECORD: 2-2-1	OPPONENT
8/22	20-29 L 7,018	Buffalo Bills (Hershey, Pa.)	8/17	17-10 W 17,026	Philadelphia Eagles (Hershey, Pa.)
8/29	0-28 L 33,106	Cleveland Browns (Akron, Ohio-Rubber Bowl)	8/24	24-24 T 12,000	Chicago Bears (Cincinnati, Ohio-Nippert Stadium)
1948	RECORD: 1-2	OPPONENT	9/ 8	14-24 L 34,352	Washington Redskins (Memorial Stadium) Sun
8/ 8	21-27 L 15,000	Los Angeles Dons (Portland, Ore.-Mullinoham/Civic Stadium)	9/15	27- 9 W 17,216	Chicago Cardinals (Louisville, Ky.-Fairgrounds Stadium) Sun
8/22	14-42 L 35,139	San Francisco 49ers (Kezar Stadium) Sun	9/21	21-27 L 21,182	Chicago Cardinals (St. Louis, Mo.-Busch Stadium)
8/27	21-17 W 13,417	Cleveland Browns (Toledo, Ohio-Glass Bowl)	1958	RECORD: 2-3-1	OPPONENT
1949	RECORD: 3-1	OPPONENT	8/16	28-30 L 17,000	Philadelphia Eagles (Hershey, Pa.)
8/10	28-12 W 2,953	Buffalo Bills (Wilmington, Del.-Blue Rock Stadium)	8/23	31-31 T 14,000	Chicago Cardinals (Austin, Tx.-Memorial Stadium)
8/16	14-28 L 35,000	Brooklyn-NY Yankees (Babe Ruth Stadium)	8/29	7-27 L 18,131	Washington Redskins (Memorial Stadium) Fri
8/19	5- 0 W 9,000	Brooklyn-NY Yankees (Allentown, Pa.-Taylor Stadium)	9/ 6	10-13 L 10,000	Pittsburgh Steelers (Buffalo, NY-Civic Stadium)
EXHIBITION GAME			9/14	27-12 W 11,111	New York Giants (Memorial Stadium) Sun
10/ 9	31-10 W 4,000	Charlotte Clippers (Charlotte, NC-Charlotte Memorial Stadium)	9/21	42-21 W 18,747	New York Giants (Louisville, Ky.-Fairgrounds Stadium) Sun
1950	RECORD: 0-7	OPPONENT	1959	RECORD: 4-2	OPPONENT
8/13	27-30 L 15,000	Pittsburgh Steelers (Memorial Stadium) Sun	8/14	29- 0 W 70,000	College All-Stars (Chicago, Ill.-Soldier Field) Fri
8/19	7-34 L 21,000	Cleveland Browns (Cincinnati, Ohio-Nippert Stadium)	8/21	28- 3 W 55,000	New York Giants (Dallas, Texas-Cotton Bowl) Fri
8/24	17-21 L 17,000	Chicago Bears (Memorial Stadium) Thu	8/28	23-10 W 22,409	Washington Redskins (Memorial Stadium) Fri
8/30	14-27 L 6,000	San Francisco 49ers (Memorial Stadium) Wed	9/ 4	30-21 W 39,555	Pittsburgh Steelers (Miami, Fla.-Orange Bowl) Fri
9/ 2	21-70 L 16,380	Los Angeles Rams (San Antonio, Texas-Alamo Stadium)	9/13	13-35 L 15,928	Philadelphia Eagles (Franklin Field) Sun
9/ 4	17-42 L 22,500	New York Yanks (Shreveport, La.-Fairgrounds Stadium) Mon	9/20	17-31 L 16,671	Chicago Cardinals (Louisville, Ky.-Fairgrounds Stadium) Sun
9/10	14-16 L 17,191	Green Bay Packers (Fairgrounds Stadium) Sun	1960	RECORD: 3-3	OPPONENT
1953	RECORD: 3-3	OPPONENT	8/12	32- 7 W 70,000	College All-Stars (Chicago, Ill.-Soldier Field) Fri
8/15	7-10 L 14,000	Philadelphia Eagles (Norfolk, Va.-Foreman Field) Fri	8/19	14-10 W 40,000	Dallas Cowboys (Cotton Bowl) Fri
8/22	10- 7 W 7,000	Chicago Cardinals (Lubbock, Texas-Jones Stadium) Fri	8/26	21-31 L 14,000	St. Louis Cardinals (Charleston, SC-Johnson Hagood Stadium) Fri
8/26	13- 6 W 15,000	Pittsburgh Steelers (Rochester, NY-St. Thomas Aquinas HS) Wed	9/ 2	28-34 L 33,265	Pittsburgh Steelers (Miami, Fla.-Orange Bowl) Fri
9/ 7	21-23 L 20,000	Cleveland Browns (Akron, Ohio-Rubber Bowl) Mon	9/12	30- 7 W 6,218	Washington Redskins (Memorial Stadium) Tue
9/12	6-10 L 12,000	New York Giants (St. Louis, Mo.-Busch Stadium)	9/17	21-35 L 20,125	Philadelphia Eagles (Hershey, Pa.)
9/20	9- 3 W 22,800	Washington Redskins (Memorial Stadium) Sun	1961	RECORD: 3-2	OPPONENT
1954	RECORD: 4-1	OPPONENT	8/12	20-24 L 15,000	Pittsburgh Steelers (Roanoke, Va.-Victory Stadium)
8/14	10- 0 W 10,031	Philadelphia Eagles (Hershey, Pa.)	8/18	13- 3 W 10,203	Minnesota Vikings (Memorial Stadium) Fri
8/22	27-21 W 11,750	Pittsburgh Steelers (Forbes Field) Sun	8/26	41- 7 W 20,302	Washington Redskins (Norfolk, Va.-Foreman Field)
9/10	16-21 L 10,000	Pittsburgh Steelers (Tulsa, Okla.-Skelly Stadium) Fri	9/ 1	24-35 L 19,000	Dallas Cowboys (Norman, Okla.-Owen Field) Fri
9/15	20- 2 W 18,581	Chicago Cardinals (Comiskey Park) Wed	9/10	49-20 W 50,787	New York Giants (New Haven, Ct.-Yale Bowl) Sun
9/18	49-14 W 19,380	Washington Redskins (Memorial Stadium)	1962	RECORD: 3-2	OPPONENT
1955	RECORD: 3-2-1	OPPONENT	8/11	56-28 W 18,530	Philadelphia Eagles (Hershey, Pa.)
8/13	6-21 L 8,006	Philadelphia Eagles (Hershey, Pa.)	8/16	34-14 W 25,632	Washington Redskins (D.C. Stadium) Thu
TBD	61- 0 W TBD	Fort Belvoir (Westminster, Md.-Westminster HS)	8/25	24-10 W 14,000	Dallas Cowboys (Roanoke, Va.-Victory Stadium)
8/30	28-28 T 23,280	Washington Redskins (Memorial Stadium) Tue	9/ 2	13-24 L 29,544	Minnesota Vikings (Metropolitan Stadium) Sun
9/ 6	14-17 L 20,000	New York Giants (Minneapolis, Minn.-Parade Stadium) Tue	9/ 9	9-20 L 8,962	Pittsburgh Steelers (Forbes Field) Sun
9/10	24-14 W 11,872	Chicago Cardinals (Comiskey Park)	1963	RECORD: 4-1	OPPONENT
9/18	44-17 W 20,754	Pittsburgh Steelers (Buffalo, NY-Civic Stadium) Sun	8/10	26-21 W 18,597	Philadelphia Eagles (Hershey, Pa.)
1956	RECORD: 3-2	OPPONENT	8/17	21- 7 W 83,218	Cleveland Browns (Cleveland Municipal Stadium)
8/11	24-13 W 17,575	Philadelphia Eagles (Hershey, Pa.)	8/24	17-14 W 18,000	Pittsburgh Steelers (Atlanta, Ga.-Ponce de Leon Stadium)
8/20	10-28 L 21,000	New York Giants (Boston, Mass.-Braves Field) Mon	8/31	27-21 W 22,000	Washington Redskins (Norfolk, Va.-Foreman Field)
8/25	37-16 W 12,500	Pittsburgh Steelers (Cincinnati, Ohio-Nippert Stadium)	9/ 7	7-14 L 51,218	Chicago Bears (New Orleans, La.-Tulane Stadium)
9/ 9	14-19 L 21,876	Philadelphia Eagles (Louisville, Ky.-Fairgrounds Stadium) Sun	1964	RECORD: 3-1-1	OPPONENT
9/16	21-13 W 28,471	Washington Redskins (Memorial Stadium) Sun	8/ 8	28-17 W 18,500	Philadelphia Eagles (Hershey, Pa.)
			8/14	28-28 T 46,852	Detroit Lions (Tiger Stadium) Fri
			8/21	21-30 L 32,069	St. Louis Cardinals (Busch Stadium) Fri
			8/27	41-14 W 45,016	Washington Redskins (D.C. Stadium) Thu
			9/ 6	48-17 W 10,000	Pittsburgh Steelers (Canton, Ohio-Fawcett Stadium-HOF) Sun

1965 RECORD: 5-0 OPPONENT
 8/14 22-10 W 75,229 St. Louis Cardinals (New Orleans, La.-Tulane Stadium)
 8/20 23-3 W 48,035 Detroit Lions (Tiger Stadium) Fri
 8/28 38-10 W 47,186 Pittsburgh Steelers (Atlanta, Ga.-Ponce de Leon Stadium)
 9/ 4 33-23 W 22,117 Washington Redskins (Norfolk, Va.-Foreman Field)
 9/11 33-14 W 11,540 Philadelphia Eagles (Hershey, Pa.)

1966 RECORD: 5-0 OPPONENT
 8/ 3 35-0 W 45,805 Washington Redskins (D.C. Stadium) Wed
 8/13 31-17 W 41,352 Philadelphia Eagles (New Orleans, La.-Tulane Stadium)
 8/19 33-7 W 28,304 St. Louis Cardinals (Busch Memorial Stadium) Fri
 8/26 24-17 W 83,418 Cleveland Browns (Cleveland Municipal Stadium) Fri
 9/ 1 20-0 W 39,766 Detroit Lions (Tiger Stadium) Fri

1967 RECORD: 4-1 OPPONENT
 8/13 33-3 W 29,313 Boston Patriots (Harvard Stadium) Sun
 8/21 5-9 L 34,054 St. Louis Cardinals (Busch Memorial Stadium) Mon
 8/26 14-5 W 38,367 Detroit Lions (Tiger Stadium)
 8/31 23-17 W 47,008 Washington Redskins (D.C. Stadium) Fri
 9/ 9 33-7 W 58,492 Dallas Cowboys (Cotton Bowl)

1968 RECORD: 5-1 OPPONENT
 8/ 3 14-12 W 51,154 Oakland Raiders (Oakland-Alameda County Coliseum)
 8/10 10-0 W 31,917 Chicago Bears (Birmingham, Ala.-Legion Field) Fri
 8/16 15-13 W 45,810 Washington Redskins (D.C. Stadium) Fri
 8/23 7-14 L 34,082 Detroit Lions (Tiger Stadium) Fri
 8/31 22-13 W 63,202 Miami Dolphins (Orange Bowl)
 9/ 7 16-10 W 69,520 Dallas Cowboys (Cotton Bowl)

1969 RECORD: 6-0 OPPONENT
 8/ 2 26-6 W 52,171 San Diego Chargers (Jack Murphy Stadium)
 8/ 9 34-30 W 51,246 Oakland Raiders (Oakland-Alameda County Coliseum)
 8/15 33-29 W 47,015 Houston Oilers (Astrodome) Fri
 8/22 20-7 W 45,750 Buffalo Bills (War Memorial) Fri
 8/30 23-10 W 52,680 Miami Dolphins (Orange Bowl)
 9/14 23-7 W 58,975 Dallas Cowboys (Cotton Bowl) Sun

1970 RECORD: 4-2 OPPONENT
 8/ 8 33-21 W 53,519 Oakland Raiders (Oakland-Alameda County Coliseum)
 8/14 17-3 W 38,341 Kansas City Chiefs (Municipal Stadium) Fri
 8/22 24-7 W 42,499 Denver Broncos (Mile High Stadium)
 8/29 13-20 L 73,533 Miami Dolphins (Orange Bowl)
 9/ 5 20-14 W 34,500 Detroit Lions (Raleigh, N.C.-Carter Stadium)
 9/12 14-17 L 46,045 Washington Redskins (RFK Stadium)

1971 RECORD: 3-4 OPPONENT
 7/30 24-17 W 52,289 College All-Stars (Chicago, Ill.-Soldier Field) Fri
 8/ 7 3-10 L 16,771 Kansas City Chiefs (Memorial Stadium)
 8/14 21-13 W 17,593 Chicago Bears (Memorial Stadium)
 8/22 20-23 L 91,745 Detroit Lions (Ann Arbor, Mich.-Michigan Stadium) Sun
 8/28 20-14 W 46,045 Washington Redskins (RFK Stadium)
 9/ 3 14-27 L 22,291 Dallas Cowboys (Memorial Stadium) Fri
 9/11 3-24 L 50,212 Oakland Raiders (Jacksonville, Fla.-Gator Bowl)

1972 RECORD: 3-3 OPPONENT
 8/ 4 3-33 L 42,864 Washington Redskins (Tampa, Fla.-Tampa Stadium) Fri
 8/14 0-16 L 53,627 Oakland Raiders (Oakland-Alameda County Coliseum) Sun
 8/21 23-17 W 76,882 Kansas City Chiefs (Arrowhead Stadium) Sun
 8/26 16-13 W 37,221 Pittsburgh Steelers (Tampa, Fla.-Tampa Stadium) Fri
 9/ 1 17-24 L 40,238 Detroit Lions (Tampa, Fla.-Tampa Stadium) Fri
 9/10 20-13 W 49,605 Denver Broncos (Mile High Stadium) Sun

1973 RECORD: 2-4 OPPONENT
 8/ 4 7-34 L 50,350 Pittsburgh Steelers (Three Rivers Stadium)
 8/11 20-34 L 57,122 Atlanta Falcons (Fulton County Stadium)
 8/18 32-28 W 33,174 Detroit Lions (Memphis, Tenn.-Liberty Bowl)
 8/25 3-20 L 54,947 Washington Redskins (RFK Stadium)
 9/ 1 9-20 L 41,571 Houston Oilers (Astrodome)
 9/ 9 17-10 W 41,860 Denver Broncos (Mile High Stadium) Sun

1974 RECORD: 1-4 OPPONENT
 8/ 9 3-6 L 6,792 Detroit Lions (Memorial Stadium) Fri
 8/17 37-3 W 25,116 Cleveland Browns (Tampa, Fla.-Tampa Stadium)
 8/26 16-20 L 29,987 Chicago Bears (Memorial Stadium) Mon
 8/31 7-23 L 39,668 Atlanta Falcons (Fulton County Stadium)
 9/ 6 6-7 L 29,704 Washington Redskins (RFK Stadium) Fri

1975 RECORD: 2-4 OPPONENT
 8/ 9 23-20 W 35,269 Denver Broncos (Mile High Stadium)
 8/16 3-10 L 43,097 Atlanta Falcons (Lincoln, Neb.-Memorial Stadium)
 8/22 10-31 L 32,081 Pittsburgh Steelers (Memorial Stadium) Fri
 8/30 3-27 L 60,643 New Orleans Saints (Louisiana Superdome)
 9/ 8 26-21 W 30,505 Houston Oilers (Astrodome) Mon
 9/12 10-24 L 30,110 Washington Redskins (Memorial Stadium) Fri

1976 RECORD: 2-4 OPPONENT
 7/31 21-0 W 20,304 Cleveland Browns (Lincoln, Neb.-Memorial Stadium)
 8/ 6 20-3 W 35,575 Washington Redskins (Memorial Stadium) Fri
 8/14 14-25 L 54,338 Chicago Bears (Soldier Field)
 8/20 20-26 L* 38,879 New Orleans Saints (Memorial Stadium) Fri
 8/28 7-21 L 24,986 Atlanta Falcons (Fulton County Stadium)
 9/ 2 9-24 L 54,217 Detroit Lions (Pontiac Silverdome) Thu

1977 RECORD: 3-3 OPPONENT
 8/ 5 8-14 L 40,059 Denver Broncos (Mile High Stadium)
 8/14 14-7 W 37,189 Houston Oilers (Astrodome) Sun
 8/19 29-7 W 45,529 Minnesota Vikings (Memorial Stadium) Fri
 8/27 21-23 L 54,835 Dallas Cowboys (Texas Stadium)
 9/ 2 21-10 W 40,695 Detroit Lions (Memorial Stadium) Fri
 9/10 0-14 L 47,032 Tampa Bay Buccaneers (Tampa Stadium)

1978 RECORD: 1-3 OPPONENT
 8/ 5 10-22 L 41,819 Pittsburgh Steelers (Memorial Stadium)
 8/12 12-23 L 64,139 Tampa Bay Buccaneers (Tampa Stadium)
 8/18 16-17 L 42,731 Washington Redskins (Memorial Stadium) Fri
 8/26 13-7 W 49,718 Detroit Lions (Pontiac Silverdome)

1979 RECORD: 2-2 OPPONENT
 8/ 3 17-14 W 36,733 Philadelphia Eagles (Memorial Stadium) Fri
 8/11 3-24 L 43,056 Cleveland Browns (Cleveland Municipal Stadium)
 8/17 17-31 L 44,251 Philadelphia Eagles (Veterans Stadium) Fri
 8/24 17-7 W 36,434 Detroit Lions (Memorial Stadium) Fri

1980 RECORD: 2-2 OPPONENT
 8/ 9 3-13 L 31,636 Washington Redskins (Memorial Stadium)
 8/16 17-3 W 53,314 Green Bay Packers (Milwaukee County Stadium)
 8/22 37-20 W 27,163 New York Giants (Memorial Stadium) Fri
 8/29 35-51 L 51,103 Atlanta Falcons (Fulton County Stadium) Fri

1981 RECORD: 0-4 OPPONENT
 8/ 8 23-24 L 46,792 New Orleans Saints (Louisiana Superdome)
 8/15 17-20 L 40,716 New York Giants (Giants Stadium)
 8/22 7-13 L 44,937 Washington Redskins (Memorial Stadium)
 8/28 17-31 L 55,794 Seattle Seahawks (Kingdome) Fri

1982 RECORD: 3-2 OPPONENT
 8/ 7 14-30 L 23,379 Minnesota Vikings (Canton, Ohio-Fawcett Stadium-HOF)
 8/14 19-14 W 31,985 New York Giants (Memorial Stadium)
 8/21 34-3 W 56,748 Atlanta Falcons (Tempe, Ariz.-Sun Devil Stadium)
 8/28 15-37 L 52,471 Pittsburgh Steelers (Three Rivers Stadium)
 9/ 4 26-17 W 58,972 Chicago Bears (Soldier Field)

1983 RECORD: 2-2 OPPONENT
 8/ 4 15-0 W 42,359 Houston Oilers (Astrodome) Thu
 8/13 10-7 W 56,061 Minnesota Vikings (HHH Metrodome)
 8/20 14-27 L 32,205 New York Giants (Giants Stadium)
 8/26 7-10 L 37,420 Atlanta Falcons (Fulton County Stadium) Fri

1984	RECORD: 1-3	OPPONENT
8/ 4	3-24 L	37,559 Miami Dolphins (Orange Bowl)
8/11	26-20 W	60,236 New York Giants (Hoosier Dome)
8/18	0-31 L	68,951 Denver Broncos (Mile High Stadium)
8/25	17-34 L	54,479 Green Bay Packers (Lambeau Field)
1985	RECORD: 2-2	OPPONENT
8/10	19- 7 W	60,014 Seattle Seahawks (Hoosier Dome)
8/17	24-13 W	46,252 Chicago Bears (Soldier Field)
8/24	3-20 L	71,406 Denver Broncos (Mile High Stadium)
8/30	21-31 L	60,006 Cincinnati Bengals (Hoosier Dome) Fri
1986	RECORD: 1-3	OPPONENT
8/ 8	14-21 L	55,443 Seattle Seahawks (Kingdome) Fri
8/16	21-38 L	66,030 Chicago Bears (Soldier Field)
8/23	20-13 W	57,921 Detroit Lions (Hoosier Dome)
8/30	20-23 L*	57,969 Minnesota Vikings (Hoosier Dome)
1987	RECORD: 3-1	OPPONENT
8/15	22-19 W	45,753 Detroit Lions (Pontiac Silverdome)
8/22	13-37 L	49,304 Minnesota Vikings (Hi-HH Metrodome)
8/29	17- 6 W	51,975 Houston Oilers (Hoosier Dome)
9/ 5	23-16 W	50,111 Tampa Bay Buccaneers (Hoosier Dome)
1988	RECORD: 3-1	OPPONENT
8/ 6	20- 7 W	44,258 Tampa Bay Buccaneers (Tampa Stadium)
8/13	25-21 W	53,720 Green Bay Packers (Hoosier Dome)
8/20	18- 6 W	54,117 New Orleans Saints (Hoosier Dome)
8/25	20-21 L	73,957 Denver Broncos (Mile High Stadium) Thu
1989	RECORD: 4-0	OPPONENT
8/12	31- 7 W	57,771 New Orleans Saints (Louisiana Superdome)
8/19	24-23 W	30,218 Green Bay Packers (Lambeau Field)
8/26	30- 0 W	54,750 Tampa Bay Buccaneers (Hoosier Dome)
9/ 2	38-34 W	55,128 Denver Broncos (Hoosier Dome)
1990	RECORD: 0-4	OPPONENT
8/11	7-16 L	51,044 Denver Broncos (Hoosier Dome)
8/17	10-13 L	52,475 Seattle Seahawks (Kingdome) Fri
8/27	16-17 L	47,999 Philadelphia Eagles (Hoosier Dome) Mon
8/31	14-17 L	54,796 New Orleans Saints (Louisiana Superdome) Fri
1991	RECORD: 1-3	OPPONENT
8/ 2	3-10 L	75,375 Denver Broncos (Mile High Stadium) Fri
8/10	7-17 L	47,943 Seattle Seahawks (Hoosier Dome)
8/17	34-28 W	45,963 New Orleans Saints (Hoosier Dome)
8/23	21-23 L	52,687 Philadelphia Eagles (Veterans Stadium) Fri
1992	RECORD: 2-2	OPPONENT
8/ 8	34-14 W	42,786 New England Patriots (Hoosier Dome)
8/15	10-27 L	43,727 Seattle Seahawks (Hoosier Dome)
8/22	0-20 L	55,362 Cincinnati Bengals (Riverfront Stadium)
8/28	21-10 W	65,557 Kansas City Chiefs (Arrowhead Stadium) Fri
1993	RECORD: 2-2	OPPONENT
8/ 7	16-13 W*	45,055 Seattle Seahawks (Kingdome)
8/14	7-24 L	42,792 Cincinnati Bengals (Hoosier Dome)
8/20	18- 7 W	43,642 Los Angeles Raiders (Hoosier Dome) Fri
8/27	10-41 L	56,811 Green Bay Packers (Lambeau Field) Fri

1994	RECORD: 4-0	OPPONENT
8/ 5	13- 9 W	40,469 Seattle Seahawks (RCA Dome) Fri
8/13	26-21 W	49,089 Cincinnati Bengals (Riverfront Stadium)
8/20	17-14 W	45,650 Pittsburgh Steelers (Three Rivers Stadium)
8/25	24- 7 W	39,052 Cleveland Browns (RCA Dome) Thu
1995	RECORD: 3-1	OPPONENT
8/ 4	21-34 L	39,946 Cincinnati Bengals (RCA Dome) Fri
8/12	20-17 W	38,006 Seattle Seahawks (Kingdome)
8/19	20-17 W*	55,624 Green Bay Packers (Lambeau Field)
8/24	29- 7 W	45,626 Chicago Bears (RCA Dome) Thu
1996	RECORD: 3-2	OPPONENT
7/27	10- 7 W	23,376 New Orleans Saints (Canton, Ohio-Fawcett Stadium-HOF)
8/ 3	25-28 L	45,024 Cincinnati Bengals (Riverfront Stadium)
8/10	12-16 L	12,851 Houston Oilers (Astrodome)
8/17	15-13 W	39,930 Seattle Seahawks (RCA Dome)
8/24	30- 6 W	49,081 Green Bay Packers (RCA Dome)
1997	RECORD: 2-2	OPPONENT
8/ 1	20-16 W	47,913 Cincinnati Bengals (RCA Dome) Fri
8/ 9	17-23 L	56,447 San Diego Chargers (Qualcomm Stadium)
8/16	3-45 L	52,844 Seattle Seahawks (Kingdome)
8/21	16- 3 W	47,417 Detroit Lions (RCA Dome) Thu
1998	RECORD: 2-2	OPPONENT
8/ 8	21-24 L	52,645 Seattle Seahawks (Kingdome)
8/17	30-27 W	36,598 Cincinnati Bengals (Cinergy Field) Mon
8/22	3-33 L	47,820 San Diego Chargers (RCA Dome)
8/27	20-17 W	42,852 Detroit Lions (RCA Dome) Thu
1999	RECORD: 3-1	OPPONENT
8/ 7	6- 9 L	37,721 Chicago Bears (Soldier Field)
8/14	20-17 W	41,998 Cincinnati Bengals (RCA Dome)
8/21	37- 7 W	41,788 New Orleans Saints (Louisiana Superdome)
9/ 2	31-28 W	41,074 Seattle Seahawks (RCA Dome) Thu
2000	RECORD: 3-2	OPPONENT
7/29	13-20 L	47,985 Atlanta Falcons (RCA Dome)
8/ 5	16-28 L	68,578 Seattle Seahawks (Husky Stadium)
8/12	17- 0 W	20,105 New Orleans Saints (West Lafayette, Ind.-Ross-Ade Stadium)
8/19	24-23 W	TBD Pittsburgh Steelers (Mexico City, Mex.-Azteca Stadium)
8/24	32-30 W	51,337 Minnesota Vikings (RCA Dome) Thu
2001	RECORD: 2-2	OPPONENT
8/11	28-21 W	45,089 Seattle Seahawks (RCA Dome)
8/18	26-27 L	48,165 Detroit Lions (RCA Dome)
8/24	21-28 L	63,804 Minnesota Vikings (Hi-HH Metrodome) Fri
8/30	23-17 W	42,032 Cincinnati Bengals (Paul Brown Stadium) Thu

PRESEASON SERIES RECORDS

Won 133, Lost 102, Tied 4

	Won	Lost	Tied	First Meeting		Won	Lost	Tied	First Meeting
Arizona Cardinals	6	5	1	1953	Minnesota Vikings	4	5	0	1961
Atlanta Falcons	1	7	0	1973	New England Patriots	2	0	0	1967
Buffalo Bills	1	0	0	1969	New Orleans Saints	6	4	0	1975
Chicago Bears	5	5	1	1957	New York Giants	7	5	0	1953
Cincinnati Bengals	5	5	0	1985	Oakland Raiders	4	2	0	1968
Cleveland Browns	5	2	0	1953	Philadelphia Eagles	9	9	0	1953
College All-Stars	3	0	0	1959	Pittsburgh Steelers	11	9	0	1953
Dallas Cowboys	5	3	0	1960	San Diego Chargers	1	2	0	1969
Denver Broncos	5	6	0	1970	Seattle Seahawks	7	8	0	1981
Detroit Lions	12	6	1	1964	Tampa Bay Buccaneers	3	2	0	1977
Green Bay Packers	5	2	0	1980	Tennessee Titans	5	2	0	1969
Kansas City Chiefs	3	1	0	1970	Washington Redskins	15	10	1	1953
Miami Dolphins	2	2	0	1968					

STATISTICS

1947

ALL-AMERICA FOOTBALL CONFERENCE
RECORD: 2-11-1 COACH: CECIL ISBELL
FOURTH - EASTERN DIVISION

DATE	RESULTS	OPPONENT	ATTENDANCE
9/7	W 16-7	BROOKLYN DODGERS	27,418
9/14	L 7-14	@ San Francisco 49ers	25,787
9/21	L 0-28	@ Cleveland Browns	44,257
9/28	L 7-21	NEW YORK YANKEES	51,583
10/5	T 28-28	SAN FRANCISCO 49ERS	29,556
10/12	L 15-20	@ Buffalo Bills	27,345
10/19	L 10-38	LOS ANGELES DONS	36,852
10/26	L 0-56	@ Los Angeles Dons	25,148
11/2	L 21-35	@ New York Yankees	21,714
11/7	L 21-27	@ Chicago Rockets	5,395
11/16	L 14-21	@ Brooklyn Dodgers	9,604
11/23	L 14-33	BUFFALO BILLS	19,593
11/30	W 14-7	CHICAGO ROCKETS	14,085
12/7	L 0-42	CLEVELAND BROWNS	20,574

TEAM STATISTICS	COLTS	OPP
TOTAL FIRST DOWNS	161	183
Rushing	65	118
Passing	85	59
Penalty	11	6
NET YARDS RUSHING	1161	2665
Avg. Per Game	82.9	190.4
NET YARDS PASSING	2337	1791
Avg. Per Game	166.9	127.9
Att./Completions	352/177	239/124
Completion Pct.	50.3	51.9
Had Intercepted	24	14
PUNTS/AVERAGE	78/36.2	56/40.0
PENALTIES/YARDS	47/360	59/488
FUMBLES/BALL LOST	36/23	50/25
TOUCHDOWNS	22	53
Rushing	7	29
Passing	13	17
Defense/Kicking	1/1	5/2

SCORING	TDR	TDP	TDRT	PAT	FG	S	TP
Hillenbrand	2	7	1				60
Leo				19-20	3-8		28
Davis		2					12
Dudish	1	1					12
Mertes	2						12
Mobley	1	1					12
Bechtol	1						6
Castiglia			1				6
Vardian	1						6
Schwenk	1						6
Case			1-1	1-1			4
Team					1		2
Nemeth			1-1	0-1			1
COLTS	7	13	2	21-22	4-10	1	167
OPPONENTS	29	17	7	50-53	3-12	377	

RUSHING	NO.	YDS.	AVG.	TD
Mertes	95	321	3.4	2
Sinkwich	55	208	3.8	0
Hillenbrand	66	204	3.1	2
Wright	38	113	3.0	0
Mobley	26	90	3.5	1
Schwenk	25	58	2.3	1
Vardian	35	57	1.6	0
Black	5	39	7.8	0
Dudish	28	30	1.1	1
Terrell	21	20	0.9	0
Castiglia	9	18	2.0	0
Davis	3	14	4.7	0
Nemeth	1	1	1.0	0
Case	1	0	0.0	0
Bechtol	2	-1	0.5	0
Cure	2	-1	0.5	0
Blount	1	-2	-2.0	0
Trebolich	3	-4	-1.3	0
Galvin	1	-4	-4.0	0
COLTS	417	1161	2.8	7
OPPONENTS	571	2665	4.7	29

RECEIVING	NO.	YDS.	AVG.	TD
Davis	46	515	11.2	2
Hillenbrand	39	702	18.0	7
Bechtol	17	167	9.8	1
Vardian	16	280	17.5	1
Mobley	11	121	11.0	1
Davis	8	148	18.5	0
Blount	8	104	13.0	0
Sigurdson	8	53	6.6	0
Dudish	7	130	18.6	1
Terrell	6	21	3.5	0
Jones	3	23	7.7	0
Mertes	2	28	14.0	0
Getchell	2	17	8.5	0
Castiglia	1	10	10.0	0
Black	1	7	7.0	0
Meyer	1	3	3.0	0
Sinkwich	1	3	3.0	0
Mellus	0	5	0.0	0
COLTS	177	2337	13.2	13
OPPONENTS	124	1791	14.4	17

INTERCEPTIONS	NO.	YDS.	AVG.	TD
Vardian	3	48	16.0	0
Case	2	56	28.0	0
Mobley	2	8	4.0	0
Hillenbrand	1	48	48.0	0
Konetsky	1	15	15.0	0
Davis	1	12	12.0	0

INTERCEPTIONS	NO.	YDS.	AVG.	TD
Terrell	1	12	12.0	0
Bechtol	1	7	7.0	0
Wright	1	5	5.0	0
Kobda	1	2	2.0	0
COLTS	14	213	15.2	0
OPPONENTS	24	417	17.4	4

PUNTING	NO.	YDS.	AVG.	BLK.
Galvin	66	2377	36.0	2
Case	5	152	30.4	1
Nemeth	4	167	41.8	0
Sinkwich	3	126	42.0	0
COLTS	78	2822	36.2	3
OPPONENTS	56	2240	40.0	2

PUNT RETURNS	NO.	YDS.	AVG.	TD
Hillenbrand	13	201	15.5	0
Dudish	5	121	24.2	0
Mobley	5	74	14.8	0
Vardian	5	66	13.2	0
Case	2	18	9.0	0
Davis	1	33	33.0	0
Terrell	1	18	18.0	0
Sinkwich	1	15	15.0	0
COLTS	33	546	16.5	0
OPPONENTS	46	627	13.6	1

KICKOFF RETURNS	NO.	YDS.	AVG.	TD
Hillenbrand	18	466	25.9	1
Terrell	9	204	22.7	0
Dudish	8	184	23.0	0
Vardian	6	128	21.3	0
Sinkwich	5	118	23.6	0
Case	4	104	26.0	0
Davis	2	44	22.0	0
Galvin	2	38	19.0	0
Mobley	1	18	18.0	0
Trebolich	1	17	17.0	0
Madar	1	14	14.0	0
Bechtol	1	13	13.0	0
French	1	8	8.0	0
COLTS	59	1356	23.0	1
OPPONENTS	38	646	17.0	1

PASSING	ATT.	COMP.	YDS.	PCT.	AVG./ATT.	TD	TD%	INT.	INT.%	RATING
Schwenk	327	168	2236	51.4	6.84	13	4.0	20	6.1	61.2
Case	11	4	49	36.4	4.45	0	0.0	1	9.1	13.1
Galvin	6	3	34	50.0	5.67	0	0.0	0	0.0	67.4
Nemeth	6	2	18	33.3	3.00	0	0.0	2	33.3	2.8
Davis	1	0	0	0.0	0.00	0	0.0	0	0.0	39.6
Hillenbrand	1	0	0	0.0	0.00	0	0.0	1	100.0	0.0
COLTS	352	177	2337	53.0	6.64	13	3.7	24	6.8	55.6
OPPONENTS	239	124	1791	51.9	7.49	17	7.1	14	5.9	75.8

1948

RECORD: 7-7 COACH: CECIL ISBELL
TIED FIRST - EASTERN DIVISION

DATE	RESULTS	OPPONENT	ATTENDANCE
9/ 5	W 45-28	NEW YORK YANKEES	31,800
9/10	L 14-21	@ Chicago Rockets	15,642
9/16	W 27-14	@ New York Yankees	18,959
9/26	W 35-20	BROOKLYN DODGERS	34,554
10/ 5	L 10-14	CLEVELAND BROWNS	22,359
10/10	L 14-56	SAN FRANCISCO 49ERS	37,209
10/15	W 29-14	@ Los Angeles Dons	40,019
10/24	L 10-21	@ San Francisco 49ers	27,978
10/31	L 17-35	@ Buffalo Bills	23,964
11/ 7	L 7-28	@ Cleveland Browns	32,314
11/14	W 38-24	CHICAGO ROCKETS	21,899
11/21	L 14-17	LOS ANGELES DONS	25,228
11/28	W 38-20	@ Brooklyn Dodgers	7,629
12/ 5	W 35-15	BUFFALO BILLS	33,090
12/12	L 17-28	BUFFALO BILLS	27,327

TEAM STATISTICS	COLTS	OPP
TOTAL FIRST DOWNS	218	224
Rushing	120	125
Passing	84	84
Penalty	14	15
NET YARDS RUSHING	2166	2522
Avg. Per Game	154.7	180.1
TOTAL YARDS PASSING	2899	2438
Avg. Per Game	207.1	174.1
Att./Completions	340/185	364/177
Completion Pct.	54.4	48.6
Had Intercepted	13	22
PUNTS/AVERAGE	66/38.6	58/43.4
PENALTIES/YARDS	84/743	73/556
FUMBLES/BALL LOST	33/21	30/14
TOUCHDOWNS	43	46
Rushing	22	21
Passing	19	18
Defense/Kicking	1/1	7/0

SCORING	TDR	TDP	TDRT	PAT	FG	S	TP
Hillenbrand	7	6					78
Grossman				43-43	10-18		73
Davis	7						42
Pfohl	4	1	1				36
Mertes	4						24
Title	4						24
Williams	2						12
North	1	1					12
Leicht	1	1					12
Smith	1						6
O'Rourke	1						6
Gambino	1						6
icam							1
COLTS	22	19	2	43-43	10-18	1	333
OPPONENTS	21	18	7	43-46	2-11	1	327

PASSING	ATT.	COMP.	YDS.	PCT.	AVG./ATT.	TD	TD%	INT.	INT. %	RATING
Title	289	161	2522	55.7	8.73	17	5.5	9	3.1	90.3
O'Rourke	51	24	377	47.1	7.39	3	5.9	4	7.8	59.0
COLTS	340	185	2899	54.4	8.53	19	5.6	13	3.8	85.7
OPPONENTS	365	177	2438	48.6	6.70	18	4.9	22	6.0	61.8

RUSHING	NO.	YDS.	AVG.	TD
Mertes	155	680	4.4	4
Hillenbrand	100	510	5.1	7
Pfohl	107	455	4.3	4
Gambino	54	194	3.6	1
Title	52	157	3.0	4
Leicht	20	88	4.4	1
Fowler	6	30	5.0	0
Mayne	14	26	1.9	0
O'Rourke	7	15	2.1	1
Vardian	6	13	2.2	0
Smith	1	1	1.0	0
Dellerba	2	0	0.0	0
Grossman	8	-3	-0.4	0
COLTS	532	2166	4.1	22
OPPONENTS	504	2522	5.0	21

RECEIVING	NO.	YDS.	AVG.	TD
Hillenbrand	50	970	19.4	6
Davis	41	765	18.7	7
Williams	32	360	11.3	2
Pfohl	13	134	10.3	1
Leicht	12	134	11.2	1
North	8	204	25.5	1
Smith	8	131	16.4	1
Mertes	6	56	9.3	0
Gambino	6	28	4.7	0
Vardian	3	26	8.7	0
Mayne	2	33	16.5	0
Bechtol	2	25	12.5	0
Nowasky	1	31	31.0	0
Poole	1	2	2.0	0
COLTS	185	2899	15.7	19
OPPONENTS	177	2438	13.8	18

INTERCEPTIONS	NO.	YDS.	AVG.	TD
Davis	5	110	22.0	0
Leicht	5	91	18.2	0
Fowler	3	0	0.0	0
Dellerba	2	18	9.0	0
Grossman	2	13	6.5	0
North	1	25	25.0	0
McCormick	1	5	5.0	0
Barwegan	1	0	0.0	0
Smith	1	0	0.0	0
Sylvester	1	0	0.0	0
COLTS	22	262	11.9	0
OPPONENTS	13	208	16.0	2

PUNTING	NO.	YDS.	AVG.	LG	BLK.
O'Rourke	66	2546	38.6	76	1
COLTS	66	2546	38.6	76	1
OPPONENTS	58	2517	43.4	-	0

PUNT RETURNS	NO.	YDS.	AVG.	TD
Hillenbrand	18	231	12.8	0
Leicht	8	139	17.4	0
Fowler	4	41	10.3	0
Vardian	3	34	11.3	0
Pfohl	2	102	51.0	1
Mayne	2	24	12.0	0
Sylvester	2	16	8.0	0
Davis	1	10	10.0	0
COLTS	40	597	14.9	1
OPPONENTS	31	318	10.3	0

KICKOFF RETURNS	NO.	YDS.	AVG.	TD
Pfohl	17	366	21.5	0
Hillenbrand	16	356	22.3	0
Leicht	4	83	20.8	0
Vardian	3	66	22.0	0
Mayne	3	61	20.3	0
Gambino	3	57	19.0	0
Williams	1	20	20.0	0
Fowler	2	16	8.0	0
Mertes	1	15	15.0	0
Dellerba	1	12	12.0	0
Garrett	1	6	6.0	0
Bechtol	0	4	0.0	0
COLTS	52	1062	20.4	0
OPPONENTS	61	1176	19.3	0

1949

RECORD: 1-11 COACH: CECIL ISBELL (4 GAMES) WALT DRISKILL (8 GAMES)
SEVENTH - EASTERN CONFERENCE

DATE	RESULTS	OPPONENT	ATTENDANCE	RUSHING	NO.	YDS.	AVG.	TD	PUNTING	NO.	YDS.	AVG.	BLK.	
8/28	L 17-31	@ San Francisco 49ers	29,095	Wedemeyer	64	291	4.6	0	O'Rourke	28	1098	39.2	0	
9/ 2	L 17-49	LOS ANGELES DONS	20,211	Gambino	56	208	3.7	0	Grossman	28	1087	38.8	0	
9/11	L 0-21	@ Cleveland Browns	21,621	Stone	51	205	4.0	2	Kingery	3	109	36.3	0	
9/16	L 7-35	@ Chicago Hornets	18,483	Pfahl	67	205	3.1	2	Wedemeyer	3	54	18.0	0	
9/25	L 20-28	CLEVELAND BROWNS	34,879	Jagade	33	174	5.3	2	COLTS	62	2348	37.9	0	
10/ 2	W 35-28	@ Buffalo Bills	25,692	Title	29	89	3.1	2	OPPONENTS	52	2116	40.7	1	
10/16	L 21-24	BROOKLYN/NEW YORK YANKEES	32,645	Page	25	81	3.2	0	PUNT RETURNS	NO.	YDS.	AVG.	TD	
10/23	L 7-17	CHICAGO HORNETS	32,107	Kelly	9	17	1.9	0	Wedemeyer	16	221	13.8	0	
10/30	L 14-21	@ Brooklyn/New York Yankees	10,692	Vacanti	7	10	1.4	0	Leicht	9	109	12.1	0	
11/16	L 10-28	SAN FRANCISCO 49ERS	23,704	Mertes	11	8	0.7	0	Kingery	2	19	9.5	0	
11/20	L 10-21	@ Los Angeles Dons	19,503	Kingery	3	3	1.0	0	Page	1	16	16.0	0	
11/27	L 14-38	BUFFALO BILLS	16,323	Cowan	1	0	0.0	0	COLTS	28	365	13.0	0	
				Leicht	6	-7	-1.2	0	OPPONENTS	35	547	15.6	0	
TEAM STATISTICS		COLTS	OPP	COLTS	362	1284	3.6	8	KICKOFF RETURNS	NO.	YDS.	AVG.	TD	
TOTAL FIRST DOWNS		151	189	OPPONENTS	511	2396	4.7	28	Wedemeyer	30	602	20.1	0	
Rushing		66	121	RECEIVING	NO.	YDS.	AVG.	TD	Leicht	8	171	21.4	0	
Passing		78	60	Davis	38	548	14.4	1	Jagade	6	75	12.5	0	
Penalty		7	8	Stone	31	621	20.0	6	Page	4	108	27.0	0	
NET YARDS RUSHING		1284	2396	North	25	490	19.6	4	Pfahl	4	98	24.5	0	
Avg. Per Game		107.0	199.7	Williams	20	266	13.3	1	Kelly	2	31	15.5	0	
TOTAL YARDS PASSING		2355	1851	Wedemeyer	10	112	11.2	0	Leonard	1	25	25.0	0	
Avg. Per Game		196.3	154.3	Gambino	10	67	6.7	1	Stone	1	25	25.0	0	
Att./Completions		325/160	256/127	Jagade	8	44	5.5	0	Davis	1	13	13.0	0	
Completion Pct.		49.2	49.6	Pfahl	7	62	8.9	0	Vacanti	1	10	10.0	0	
Had Intercepted		22	13	Page	4	62	15.5	0	COLTS	58	1158	20.0	0	
PUNTS/AVERAGE		62/37.9	52/40.7	Kelly	2	25	12.5	0	OPPONENTS	34	690	20.3	0	
PENALTIES/YARDS		49/369	72/590	Mertes	2	22	11.0	1	INTERCEPTIONS	NO.	YDS.	AVG.	TD	
FUMBLES/BALL LOST		32/21	28/17	Cowan	1	26	26.0	0	Kelly	3	24	8.0	0	
TOUCHDOWNS		22	47	Leicht	1	12	12.0	0	Cowan	3	17	5.7	0	
Rushing		8	28	Kingery	1	-2	-2.0	0	Davis	1	35	35.0	0	
Passing		14	18	COLTS	160	2355	14.7	14	Rufstrom	1	15	15.0	0	
Defense/Kicking		0/0	1/0	OPPONENTS	127	1851	14.6	18	Nowaskay	1	9	9.0	0	
SCORING	TD	TDP	TDRT	PAT	FG	S	TP	INT.	NO.	YDS.	AVG.	TD	INT.%	RATING
Stone	2	6					48	18	6.2	66.8				
Grossman				19-19	6-11		37	1	3.7	41.3				
North		4					24	1	14.3	0.0				
Jagade	2						12	1	100.0	0.0				
Pfahl	2						12	1	100.0	0.0				
Title	2						12	1	100.0	0.0				
Davis	1						6	1	100.0	0.0				
Gambino	1						6	1	100.0	0.0				
Williams	1						6	1	100.0	0.0				
Mertes	1						6	1	100.0	0.0				
Vacanti				3-10	0-12		3	1	6.8	59.5				
COLTS	8	14	0	22-22	6-13		172	22	5.1	75.8				
OPPONENTS	28	18	1	47-47	4-19		341	13						

PASSING	ATT.	COMP.	YDS.	PCT.	AVG./ATT.	TD	TD%	INT.	INT.%	RATING
Title	289	148	2209	51.2	7.64	14	4.8	18	6.2	66.8
Vacanti	27	11	134	40.7	4.96	0	0.0	1	3.7	41.3
O'Rourke	7	1	12	14.3	1.71	0	0.0	1	14.3	0.0
Grossman	1	0	0	0.0	0.00	0	0.0	1	100.0	0.0
Wedemeyer	1	0	0	0.0	0.00	0	0.0	1	100.0	0.0
COLTS	325	160	2355	49.2	7.25	14	4.3	22	6.8	59.5
OPPONENTS	256	127	1851	49.6	7.23	18	7.0	13	5.1	75.8

1950

NATIONAL FOOTBALL LEAGUE

RECORD: 1-11 COACH: CLEM CROWE
SEVENTH - NATIONAL CONFERENCE

DATE	RESULTS	OPPONENT	ATTENDANCE	RUSHING	NO.	YDS.	AVG.	LG	TD	PUNTING	NO.	YDS.	AVG.	LG	BLK.
9/17	L 14-38	WASHINGTON REDSKINS	26,267	Multryn	108	355	3.3	34	2	Burk	81	3246	40.7	68	1
9/24	L 0-31	CLEVELAND BROWNS	15,201	Spavital	58	246	4.2	96†	2	Collins	2	91	45.5	46	0
10/2	L 13-55	@ Chicago Cardinals	14,439	Stone	14	113	8.1	72	1	COLTS	83	3337	40.2	68	1
10/15	L 14-24	PHILADELPHIA EAGLES	14,413	Collins	69	101	1.5	12	0	OPPONENTS	56	2190	39.1	—	—
10/22	L 27-70	@ Los Angeles Rams	16,026	Campbell	20	93	4.7	14	0	PUNT RETURNS	NO.	YDS.	AVG.	LG	TD
10/29	L 14-17	@ San Francisco 49ers	15,091	Title	20	77	3.9	23	2	Rich	12	276	23.0	86	1
11/5	W 41-21	GREEN BAY PACKERS	12,971	Williams	0	50	0.0	50†	1	Multryn	6	45	7.5	14	0
11/12	L 7-17	@ Pittsburgh Steelers	24,141	Buksar	12	44	3.7	25	0	Livingstone	3	33	11.0	22	0
11/19	L 20-55	NEW YORK GIANTS	14,081	Mazzanti	7	22	3.1	7†	1	Zaleski	3	17	5.7	9	0
11/26	L 28-38	@ Washington Redskins	21,275	Spaniel	14	21	1.5	15†	1	Stone	2	7	3.5	7	0
12/3	L 21-45	DETROIT LIONS	12,059	Burk	11	19	1.7	10	1	COLTS	26	378	14.5	86†	1
12/10	L 14-51	@ New York Yanks	5,003	Kissell	2	6	3.0	7	0	OPPONENTS	44	531	12.1	—	0
				Rich	2	6	3.0	5	0	KICKOFF RETURNS	NO.	YDS.	AVG.	LG	TD
				Zaleski	7	-2	-0.3	6†	1	Multryn	19	408	21.5	29	0
				Livingstone	1	-3	-3.0	-3	0	Rich	17	434	25.5	35	0
				COLTS	345	1148	3.3	96†	12	Zaleski	7	101	14.4	25	0
				OPPONENTS	514	2857	5.6	54	28	Spaniel	4	126	31.5	40	0

TEAM STATISTICS	COLTS	OPP	RECEIVING	NO.	YDS.	AVG.	LG	TD
TOTAL FIRST DOWNS	188	257	Salata	50	618	12.5	57	4
Rushing	56	150	Multryn	32	373	11.7	30	2
Passing	109	96	Spavital	21	238	11.3	45	1
Penalty	23	11	Crisler	19	307	16.2	62	5
NET YARDS RUSHING	1148	2857	Collins	19	295	15.5	63	0
Avg. Per Game	95.7	238.1	Owens	19	188	9.9	43	0
TOTAL YARDS PASSING	2723	2545	Oristaglio	14	134	9.6	16	0
Avg. Per Game	226.9	212.1	Stone	12	324	27.0	69†	2
Att./Completions	438/206	304/156	North	5	90	18.0	39	0
Completion Pct.	47.0	51.3	Spaniel	5	84	16.8	35	0
Had Intercepted	31	34	Spinney	2	19	9.5	12	0
PUNTS/AVERAGE	83/40.2	56/39.1	Fletcher	2	18	9.0	10	0
PENALTIES/YARDS	63/579	96/967	Buksar	2	2	1.0	2	0
FUMBLES/BALL LOST	32/21	29/14	Blandin	1	16	16.0	16	0
TOUCHDOWNS	31	63	Mazzanti	1	11	11.0	11	0
Rushing	12	28	Campbell	1	5	5.0	5	0
Passing	14	31	Zaleski	1	1	1.0	1	0
Defense/Kicking	4/1	3/1	COLTS	206	2723	13.2	69†	14
			OPPONENTS	156	2545	16.3	82	31

SCORING	TDR	TDP	TDRT	PAT	FG	S	TP	INTERCEPTIONS	NO.	YDS.	AVG.	LG	TD
Crisler		5					30	Maggioli	8	165	20.6	50	0
Multryn	2	2					24	Buksar	6	79	13.2	28	0
Salata	4						24	Stone	6	56	8.0	20	0
Stone	1	2					18	Livingstone	3	61	20.3	56	0
Spavital	2	1					18	Rich	3	45	15.0	45	1
Grossman			16-19	0-3			16	Zaleski	2	81	40.5	81	1
Title	2						12	Kissell	2	7	3.5	5	0
Spaniel	1						12	Spaniel	1	29	20.0	29	1
Rich			2				12	Owens	1	25	25.0	25	1
Zaleski	1						12	Brown	1	16	16.0	16	0
Kissell			11-11	0-1			11	Collins	1	7	7.0	7	0
Williams	1						6	COLTS	34	571	16.8	81†	4
Mazzanti	1						6	OPPONENTS	31	622	20.1	52	2
Burk	1						6						
Owens			1				6						
Brown				0-1			0						
COLTS	12	14	5	27-31	0-4		213						
OPPONENTS	28	31	4	61-63	7-13		462						

PASSING	ATT.	COMP.	YDS.	PCT.	AVG./ATT.	TD	TD%	INT.	INT.	LG	RATING
Title	315	161	1884	51.1	5.98	8	2.5	19	6.0	62	52.9
Burk	119	43	798	36.1	6.71	6	5.0	12	10.0	69†	37.4
Filchack	3	1	1	33.3	0.33	0	0.0	0	0.0	1	42.4
Multryn	1	1	40	100.0	40.00	0	0.0	0	0.0	40	118.8
COLTS	438	206	2723	47.0	6.22	14	3.2	31	7.1	69†	48.3
OPPONENTS	304	156	2545	51.3	8.37	31	10.2	34	11.2	—	74.1

1953

RECORD: 3-9 COACH: KEITH MOLESWORTH
 FIFTH - WESTERN CONFERENCE
 HOME: 2-4 CONF: 2-8
 AWAY: 1-5 NCONF: 1-1

DATE	RESULTS	OPPONENT	ATTENDANCE	RUSHING	NO.	YDS.	AVG.	LG	TD
9/27	W 13-9	CHICAGO	23,715	Huzvar	119	515	4.3	36f	4
10/3	L 17-27	DETROIT	25,159	Taliaferro	102	479	4.7	50	2
10/11	W 16-14	@ Chicago	35,316	McPhail	53	138	2.6	30	0
10/18	L 14-37	@ Green Bay	18,713	Young	40	135	3.4	24	0
10/25	W 27-17	WASHINGTON	34,031	Enke	28	91	3.3	25	0
10/31	L 24-35	GREEN BAY	33,797	Kalmanir	16	53	3.3	32	0
11/7	L 7-17	@ Detroit	46,508	Mioduszewski	3	33	11.0	25	0
11/15	L 14-45	@ Philadelphia	27,813	DelBello	14	14	1.0	9	0
11/22	L 13-21	LOS ANGELES RAMS	27,268	Toseff	1	1	1.0	1f	1
11/29	L 21-38	SAN FRANCISCO	26,005	COLTS	376	1459	3.9	50	7
12/5	L 2-45	@ Los Angeles Rams	26,696	OPPONENTS	445	2315	5.2	66	21
12/13	L 14-45	@ San Francisco	23,432						

TEAM STATISTICS	COLTS	OPP
TOTAL FIRST DOWNS	157	232
Rushing	75	121
Passing	66	95
Penalty	16	16
TOTAL NET YARDS	2716	4486
Avg. Per Game	226.3	373.8
NET YARDS RUSHING	1459	2315
Avg. Per Game	121.6	192.9
Total Rushes	376	445
NET YARDS PASSING	1257	2171
Avg. Per Game	104.8	180.9
Tackled/Yards Lost	-368	-240
Gross Yards	1625	2411
Att./Completions	319/126	321/165
Completion Pct.	39.5	51.4
Had Intercepted	27	29
PUNTS/AVERAGE	83/38.4	55/40.3
PENALTIES/YARDS	69/623	87/757
FUMBLES/BALL LOST	34/21	42/27
TOUCHDOWNS	23	46
Rushing	7	21
Passing	13	21
Defense/Kicking	1/2	3/1

SCORE BY PERIODS	1	2	3	4	TOTAL
COLTS	38	44	39	61	182
OPPONENTS	77	105	83	85	350

SCORING	TDR	TDP	TDRT	PAT	FG	S	TP
Rechichar	2	1			5-13		33
Huzvar	4	1					30
McPhail				21-23	2-5		27
Taliaferro	2	2					24
Young	3	1					24
Edwards	3						18
Toseff	1		1				12
Embree		1					6
Kalmanir		1					6
Donovan							1
COLTS	7	13	3	21-23	7-18	1	182
OPPONENTS	21	21	4	45-46	9-16	1	350

PASSING	ATT.	COMP.	YDS.	PCT.	AVG./ATT.	TD	TD%	INT.	INT.%	LG	RATING
Enke	169	71	1054	42.0	6.24	8	4.7	15	8.9	55	41.9
DelBello	61	27	229	44.3	3.75	1	1.6	5	8.2	66	25.9
Taliaferro	55	15	211	27.3	3.84	2	3.6	5	9.1	45	17.3
Mioduszewski	30	11	113	36.7	3.77	2	6.7	2	6.7	17	42.8
Flowers	4	2	18	50.0	4.50	0	0.0	0	0.0	12	62.5
COLTS	319	126	1625	39.5	5.09	13	4.1	27	8.5	66	34.5
OPPONENTS	321	165	2411	51.4	7.51	21	6.5	29	9.0	59	60.4

KICKOFF RETURNS	NO.	YDS.	AVG.	LG	TD
Taliaferro	16	331	20.7	39	0
Young	11	378	34.4	104f	1
Coutre	9	266	29.6	78	0
Toseff	4	87	21.8	35	0
Kalmanir	3	51	17.0	25	0
Jackson	3	37	12.3	19	0
Poole	2	24	12.0	21	0
Companella	2	13	6.5	13	0
Rechichar	1	28	28.0	28	0
Mioduszewski	1	25	25.0	25	0
Finnin	1	18	18.0	18	0
COLTS	53	1258	23.7	104f	1
OPPONENTS	40	724	18.1	28	0

WALKING STARTERS
PRO BOWLERS IN BOLDFACE

	OFFENSE	DEFENSE
WR	Mel Embree	LDE Barney Poole
LT	Ernie Blandin	LDT Art Donovan
LG	Dick Barwagon	RDT Tom Finnin
C	Brad Ecklund	RDE Gino Marchetti
RG	Bill Lange	LB Bill Pellington
RT	Jack Little	MLB Sisto Averro
SE	Dan Edwards	RB Alex Agase
RB	John Huzvar	LCB Bert Rechichar
QB	Fred Enke	RCB Don Shula
RB	Buddy Young	LS Carl Toseff
RB	George Taliaferro	RS Tom Keane

RECEIVING	NO.	YDS.	AVG.	LG	TD
Edwards	35	312	8.9	32f	3
Embree	23	272	11.8	24	1
Taliaferro	20	346	17.3	54	2
Young	12	201	16.8	49f	3
Brethover	10	133	13.3	25	0
McPhail	10	38	3.8	45	1
Huzvar	6	55	9.2	30f	1
Rechichar	3	151	50.3	66f	2
Keane	3	61	20.3	37	0
Kalmanir	3	31	10.3	22f	1
Shula	1	6	6.0	6	0
Marchetti	0	19	0.0	19	0
COLTS	126	1625	12.9	66f	13
OPPONENTS	165	2411	14.6	59	21

INTERCEPTIONS	NO.	YDS.	AVG.	LG	TD
Keane	11	118	10.7	35	0
Rechichar	7	64	9.1	36f	1
Shula	3	46	15.3	35	0
Toseff	3	36	12.0	29	0
Pellington	2	22	11.0	22	0
Brethover	1	17	17.0	17	0
Agase	1	5	5.0	5	0
Mioduszewski	1	0	0.0	0	0
COLTS	29	308	10.6	36f	1
OPPONENTS	27	469	17.4	54f	3

PUNTING	NO.	YDS.	AVG.	LG	BLK.
Taliaferro	65	2438	37.5	61	0
Keane	18	752	41.8	56	0
COLTS	83	3190	38.4	61	0
OPPONENTS	55	2217	40.3	65	0

PUNT RETURNS	NO.	YDS.	AVG.	LG	TD
Taliaferro	10	31	3.1	7	0
Young	6	9	1.5	9	0
Coutre	4	38	9.5	25	0
Mioduszewski	4	13	3.3	5	0
Kalmanir	2	19	9.5	14	0
Toseff	1	71	71.0	71f	1
Keane	1	3	3.0	3	0
Rechichar	1	0	0.0	0	0
COLTS	29	184	6.3	71f	1
OPPONENTS	40	307	7.7	74	1

1954

RECORD: 3-9 COACH: WEEB EWANK

SIXTH - WESTERN CONFERENCE

HOME: 2-4 CONF: 2-8

AWAY: 1-5 NCONF: 1-1

DATE	RESULTS	OPPONENT	ATTENDANCE
9/26	L 0-48	LOS ANGELES RAMS	36,215
10/2	W 20-14	NEW YORK GIANTS	27,088
10/10	L 9-28	@ Chicago	27,845
10/16	L 0-35	@ Detroit	48,272
10/24	L 6-7	GREEN BAY	28,680
10/31	L 21-24	@ Washington	23,566
11/6	L 3-27	DETROIT	25,287
11/13	L 13-24	Green Bay @ Milw.	19,786
11/21	L 13-28	CHICAGO	23,093
11/28	W 17-13	SAN FRANCISCO	23,875
12/4	W 22-21	@ Los Angeles Rams	30,744
12/11	L 7-10	@ San Francisco	26,856

TEAM STATISTICS

	COLTS	OPP
TOTAL FIRST DOWNS	169	234
Rushing	66	95
Passing	90	120
Penalty	13	19
TOTAL NET YARDS	2934	3930
Avg. Per Game	244.5	327.5
NET YARDS RUSHING	1275	1630
Avg. Per Game	106.3	135.8
Total Rushes	364	425
NET YARDS PASSING	1659	2300
Avg. Per Game	139.1	191.7
Tackled/Yards Lost	-336	-203
Gross Yards	1995	2503
Att./Completions	313/163	330/178
Completion Pct.	52.1	53.9
Had Intercepted	22	20
PUNTS/AVERAGE	72/37.2	57/39.8
PENALTIES/YARDS	71/662	92/834
FUMBLES/BALL LOST	20/12	28/10
TOUCHDOWNS	14	36
Rushing	4	21
Passing	9	12
Defense/Kicking	1/0	2/1

SCORE BY PERIODS

	1	2	3	4	TOTAL
COLTS	33	55	26	17	131
OPPONENTS	62	65	73	79	279

SCORING

	TDR	TDP	TDR†	PAT	FG	S	TP
Kerkorian	1			11-12	5-10		32
Young	2	3					30
Rechichar				1-1	6-13		19
Womble		3					18
Edwards		1					6
Robinson			1				6
Taliaferro		1					6
Taseff		1					6
Toth		1					6
Finnin							1
COLTS	4	9	1	12-13	11-23	1	131
OPPONENTS	21	12	3	36-36	9-19		279

PASSING

	ATT.	COMP.	YDS.	PCT.	AVG./ATT.	TD	TD%	INT.	INT.%	LG	RATING
Kerkorian	217	117	1515	53.9	6.98	9	4.2	12	5.5	78†	66.9
Davidson	64	28	309	43.8	4.83	0	0.0	5	7.8	29†	26.1
Enke	28	17	171	60.7	6.11	0	0.0	3	10.7	42	38.5
Taliaferro	2	0	0	0.0	0.00	0	0.0	1	50.0	0	0.0
Keane	1	1	0	100.0	0.00	0	0.0	0	0.0	0	79.2
Toth	1	0	0	0.0	0.00	0	0.0	1	100.0	0	0.0
COLTS	313	163	1995	52.1	5.09	9	2.9	22	7.0	78†	52.3
OPPONENTS	330	178	2503	53.9	7.58	12	3.6	20	6.1	80†	65.5

RUSHING	NO.	YDS.	AVG.	LG	TD
Young	70	311	4.4	57†	2
Toth	86	303	3.5	15	1
Taseff	41	228	5.0	32	0
Womble	60	174	2.9	24	0
Taliaferro	48	157	3.3	29	0
Kerkorian	22	36	1.6	11	1
Davidson	11	31	2.8	15	0
Huzvar	19	29	1.5	6	0
Shula	2	3	1.5	3	0
Enke	5	3	0.6	5	0
COLTS	364	1275	3.5	57†	4
OPPONENTS	425	1630	3.8	38	21

RECEIVING	NO.	YDS.	AVG.	LG	TD
Edwards	40	531	13.3	42	1
Colleyerahn	30	384	12.8	21	0
Womble	30	338	11.3	78†	3
Taseff	16	159	9.9	30	1
Young	15	272	18.1	78†	3
Taliaferro	14	122	8.7	29†	1
Toth	11	51	4.6	13	0
Bighead	6	89	14.8	25	0
Mutscheller	1	49	49.0	49	0
COLTS	163	1995	12.2	78†	9
OPPONENTS	178	2503	14.1	80†	12

INTERCEPTIONS	NO.	YDS.	AVG.	LG	TD
Shula	5	84	16.8	25	0
Keane	5	22	4.4	9	0
Eggers	3	18	6.0	10	0
Rechichar	2	27	13.5	21	0
Taseff	2	15	7.5	15	0
Leberman	2	0	0.0	0	0
Campanella	1	0	0.0	0	0
COLTS	20	166	8.3	25	0
OPPONENTS	22	232	10.5	50	1

PUNTING	NO.	YDS.	AVG.	LG	BLK.
Davidson	72	2680	37.2	55	1
COLTS	72	2680	37.2	55	1
OPPONENTS	57	2266	39.8	63	0

PUNT RETURNS	NO.	YDS.	AVG.	LG	TD
Young	14	60	4.3	16	0
Taseff	8	52	6.5	13	0
Rechichar	6	22	3.7	9	0
Taliaferro	5	34	6.8	18	0
COLTS	33	168	5.1	18	0
OPPONENTS	45	150	3.3	39	0

KICKOFF RETURNS	NO.	YDS.	AVG.	LG	TD
Young	13	308	23.7	30	0
Womble	9	170	18.9	27	0
Taseff	7	167	23.9	35	0
Taliaferro	7	134	19.1	24	0
Rechichar	3	26	8.7	12	0
Pellington	2	26	13.0	14	0
Robinson	1	19	19.0	19	0
Langas	1	18	18.0	18	0
Joyce	1	13	13.0	13	0
Toth	1	13	13.0	13	0
McMillan	1	5	5.0	5	0
Huzvar	1	0	0.0	0	0
Radoszewich	1	0	0.0	0	0
COLTS	48	899	18.7	35	0
OPPONENTS	29	587	20.2	40	0

USUAL STARTERS
PRO BOWLERS IN BOLDFACE

OFFENSE	DEFENSE
WR Lloyd Colleyerahn	LDE Gino Marchetti
LT Ken Jackson	LDT Art Donovan
LG Art Spinney	RDT Tom Finin
C Buzz Nutter	RDE Don Joyce
RG Alex Sandusky	MLB Bill Pellington
RT Jack Little	MLB Joe Campanella
SE Dan Edwards	RLB Doug Eggers
QB Zollie Toth	LCB Carl Taseff
DB Gary Kerkorian	RCB Don Shula
RB Buddy Young	LS Tom Keane
RB Royce Womble	RS Bert Rechichar

1955

RECORD: 5-6-1 COACH: WEEB EW BANK

FOURTH - WESTERN CONFERENCE

HOME: 4-1-1 CONF: 5-4-1

AWAY: 1-5 NCONF: 0-2

DATE	RESULTS	OPPONENT	ATTENDANCE
9/25	W 23-17	CHICAGO	36,167
10/1	W 28-13	DETROIT	40,030
10/8	W 24-20	Green Bay @ Milw.	40,199
10/16	L 10-38	@ Chicago	40,184
10/23	L 13-14	WASHINGTON	51,587
10/29	W 14-10	GREEN BAY	34,411
11/5	L 14-24	@ Detroit	53,874
11/13	L 7-17	@ New York Giants	33,982
11/20	T 17-17	LOS ANGELES RAMS	41,146
11/27	W 26-14	SAN FRANCISCO	33,485
12/4	L 14-20	@ Los Angeles Rams	37,024
12/11	L 24-35	@ San Francisco	35,371

TEAM STATISTICS	COLTS	OPP
TOTAL FIRST DOWNS	206	234
Rushing	93	120
Passing	92	98
Penalty	21	16
TOTAL NET YARDS	3464	4122
Avg. Per Game	288.3	343.5
NET YARDS RUSHING	1833	2035
Avg. Per Game	152.8	169.6
Total Rushes	456	448
NET YARDS PASSING	1631	2087
Avg. Per Game	135.9	173.9
Tackled/Yards Lost	-164	-201
Gross Yards	1795	2288
Att./Completions	266/134	320/158
Completion Pct.	50.4	49.4
Had Intercepted	22	19
PUNTS/AVERAGE	55/39.3	56/39.9
PENALTIES/YARDS	59/565	69/681
FUMBLES/BALL LOST	18/8	24/14
TOUCHDOWNS	26	30
Rushing	15	18
Passing	11	12
Defense/Kicking	0/0	0/0

SCORE BY PERIODS	1	2	3	4	TOTAL
COLTS	54	44	57	59	214
OPPONENTS	36	72	69	62	239

SCORING	TDR	TDP	TDRT	PAT	FG	S	TP
Rechichar			25-26	10-24			55
Ameche	9						54
Mutscheller		7					42
Collyeryahn		3					18
Shaw	3						18
Young, B.	1	1					12
Kerkorian	1			1-2			9
Dupre	1						6
COLTS	15	11	25-26	11-26			214
OPPONENTS	18	12	29-30	10-14			239

RUSHING	NO.	YDS.	AVG.	LG	TD
Ameche	213	961	4.5	79	9
Dupre	88	338	3.8	60	1
Shaw	68	301	4.4	37	3
Young, B.	32	87	2.7	25	1
Young, D.	17	39	2.3	10	0
Shields	10	34	3.4	14	0
Hugasian	12	34	2.8	15	0
Kerkorian	6	20	3.7	12	1
Renfro	4	13	3.3	5	0
Bryan	2	4	2.0	8	0
Womble	4	2	0.5	4	0
COLTS	456	1833	4.0	79	15
OPPONENTS	448	2035	4.5	81	18

RECEIVING	NO.	YDS.	AVG.	LG	TD
Mutscheller	33	518	15.7	48	7
Ameche	27	141	5.2	18	0
Collyeryahn	21	251	12.0	22	3
Young, B.	19	426	22.4	82	1
Berry	13	205	15.8	45	0
Dupre	10	153	15.3	30	0
Hugasian	3	32	10.7	13	0
Shields	3	27	9.0	19	0
Young, D.	2	15	7.5	11	0
Womble	1	14	14.0	14	0
Pellington	1	10	10.0	10	0
Toseff	1	3	3.0	3	0
COLTS	134	1795	13.4	82	11
OPPONENTS	158	2288	14.5	60	12

INTERCEPTIONS	NO.	YDS.	AVG.	LG	TD
Rechichar	6	109	18.2	40	0
Shula	5	64	12.8	31	0
Campanella	2	35	17.5	23	0
Pellington	2	17	8.5	12	0
Thomas	1	23	23.0	23	0
Palena	1	8	8.0	8	0
Bryan	1	4	4.0	4	0
Toseff	1	0	0.0	0	0
COLTS	19	260	13.7	40	0
OPPONENTS	22	269	12.2	39	0

PUNTING	NO.	YDS.	AVG.	LG	BLK.
Brethauer	55	2161	39.3	56	0
COLTS	55	2161	39.3	56	0
OPPONENTS	56	2234	39.9	63	0

PUNT RETURNS	NO.	YDS.	AVG.	LG	TD
Rechichar	30	121	4.0	24	0
Toseff	14	46	3.3	20	0
Pellington	1	6	6.0	6	0
Young, D.	1	3	3.0	3	0
Palena	1	2	2.0	2	0
Young, B.	1	0	0.0	0	0
COLTS	48	178	3.7	24	0
OPPONENTS	37	71	1.9	11	0

KICKOFF RETURNS	NO.	YDS.	AVG.	LG	TD
Rechichar	9	235	26.1	59	0
Young, B.	9	222	24.7	43	0
Toseff	7	162	23.1	38	0
White	4	142	35.5	54	0
Ameche	4	60	15.0	19	0
Young, D.	2	37	18.5	22	0
Pellington	2	36	18.0	19	0
Berry	2	27	13.5	16	0
Renfro	1	20	20.0	20	0
COLTS	40	941	23.5	59	0
OPPONENTS	36	724	20.1	57	0

USUAL STARTERS PRO BOWLERS IN BOLDFACE

OFFENSE	DEFENSE
WR Lloyd Collyeryahn	LDE Gino Marchetti
LG George Radosevich	LDT Art Donovan
LT Art Spinney	RDT Tom Finkin
C Dick Szymanski	RDE Don Joyce
RG Alex Sandusky	LLB Bill Pellington
RT George Preas	MLB Joe Campanella
TE Jim Mutscheller	RLB Doug Eggers
RB Buddy Young	LCB Bert Rechichar
QB George Shaw	RCB Don Shula
RB Alan Ameche	LS Carl Toseff
RB L. G. Dupre	RS Jesse Thomas

PASSING	ATT.	COMP.	YDS.	PCT.	AVG./ATT.	TD	TD%	INT.	INT. %	LG	RATING
Shaw	237	119	1586	50.2	6.69	10	4.2	19	8.0	82	52.5
Kerkorian	29	15	209	51.7	7.21	1	3.5	3	10.3	48	47.1
COLTS	266	134	1795	50.4	6.75	11	4.1	22	8.3	82	51.5
OPPONENTS	320	158	2288	49.4	7.15	12	3.8	19	5.9	60	60.8

1957

RECORD: 7-5 COACH: WEEB EWANK

THIRD - WESTERN CONFERENCE

HOME: 4-2 CONF: 6-4

AWAY: 3-3 NCONF: 1-1

DATE	RESULTS	OPPONENT	ATTENDANCE
9/29	W 34-14	DETROIT	40,112
10/ 5	W 20-10	CHICAGO	46,558
10/13	W 45-17	Green Bay @ Milw.	26,322
10/20	L 27-31	@ Detroit	55,764
10/27	L 21-24	GREEN BAY	48,510
11/ 3	L 13-19	PITTSBURGH	42,575
11/10	W 21-17	@ Washington	33,149
11/17	W 29-14	@ Chicago	47,168
11/24	W 27-21	SAN FRANCISCO	50,073
12/ 1	W 31-14	LOS ANGELES RAMS	52,060
12/ 8	L 13-17	@ San Francisco	59,950
12/15	L 21-37	@ Los Angeles Rams	52,560

TEAM STATISTICS

	COLTS	OPP
TOTAL FIRST DOWNS	222	204
Rushing	91	69
Passing	117	118
Penalty	14	17
TOTAL NET YARDS	4123	3406
Avg. Per Game	343.6	283.8
NET YARDS RUSHING	1735	1174
Avg. Per Game	144.6	97.8
Total Rushes	434	375
NET YARDS PASSING	2388	2232
Avg. Per Game	199.0	186.0
Tackled/Yards Lost	-220	-316
Gross Yards	2608	2548
Air./Completions	314/177	342/175
Completion Pct.	56.4	51.2
Had Intercepted	19	28
PUNTS/AVERAGE	55/34.5	56/42.5
PENALTIES/YARDS	67/712	60/546
FUMBLES/BALL LOST	22/12	29/12
TOUCHDOWNS	41	29
Rushing	12	10
Passing	25	19
Defense/Kicking	3/1	0/0

SCORE BY PERIODS

	1	2	3	4	TOTAL
COLTS	82	65	70	86	303
OPPONENTS	34	75	28	98	235

SCORING

	TDR	TDP	TDRT	PAT	FG	5	TP
Moore	3	7	1				66
Mutscheller							8
Ameche	5	2					42
Berry							6
Rechichar				22-25	3-13		31
Myhra				14-16	4-6		26
Dupre	2	2					24
Davis			2				12
Marchetti				1			6
Show							1
Unitas							1
COLTS	12	25	4	36-41	7-19		303
OPPONENTS	10	19	0	29-29	10-21		235

RUSHING	NO.	YDS.	AVG.	LG	TD
Ameche	144	493	3.4	49	5
Moore	98	488	5.0	55i	3
Dupre	101	375	3.7	22	2
Unitas	42	171	4.1	24	1
Call	33	145	4.4	24	0
Show	5	30	6.0	11	1
Pricer	2	18	9.0	14	0
Womble	7	18	2.6	7	0
Myhra	1	1	1.0	1	0
Nyers	1	4	4.0	4	0
COLTS	434	1735	4.0	55i	12
OPPONENTS	375	1174	3.1	57	10

RECEIVING	NO.	YDS.	AVG.	LG	TD
Berry	47	800	17.0	67i	6
Moore	40	687	17.2	82i	7
Mutscheller	32	558	17.4	66i	8
Dupre	32	339	10.6	43	2
Ameche	15	137	9.1	40	2
Womble	7	69	9.9	37	0
Call	4	18	4.5	8	0
COLTS	177	2608	14.7	82i	25
OPPONENTS	175	2548	14.6	75i	19

INTERCEPTIONS	NO.	YDS.	AVG.	LG	TD
Davis	10	219	21.9	75i	2
Rechichar	5	33	6.6	21	0
Nelson	5	29	5.8	13	0
Shinnick	2	31	15.5	22	0
Palera	1	16	16.0	16	0
DeCarlo	1	14	14.0	14	0
Taseff	1	7	7.0	7	0
Joyce	1	0	0.0	0	0
Moore	1	0	0.0	0	0
Thomas	1	0	0.0	0	0
COLTS	28	349	12.5	75i	2
OPPONENTS	19	180	9.5	28	0

PUNTING	NO.	YDS.	AVG.	LG	BLK.
Davidson	47	1664	35.4	56	0
Rechichar	5	157	31.4	51	0
Dupre	3	75	25.0	38	0
COLTS	55	1896	34.5	56	0
OPPONENTS	56	2380	42.5	76	0

PUNT RETURNS	NO.	YDS.	AVG.	LG	TD
Rechichar	22	71	3.2	22	0
Taseff	7	60	8.6	49	0
Moore	2	0	0.0	0	0
Shinnick	1	2	2.0	2	0
Davis	1	0	0.0	0	0
COLTS	33	133	4.0	49	0
OPPONENTS	34	109	3.2	28	0

KICKOFF RETURNS	NO.	YDS.	AVG.	LG	TD
Nyers	17	350	20.6	46	0
Call	14	329	23.5	45	0
Davidson	5	79	15.8	21	0
Pricer	2	40	20.0	23	0
Owens	1	23	23.0	23	0
Myhra	1	19	19.0	19	0
Moore, H.	1	16	16.0	16	0
Rechichar	1	0	0.0	0	0
Moore, L.	0	92	0.0	92i	1
COLTS	42	948	22.6	92i	1
OPPONENTS	49	1120	22.9	64	0

USUAL STARTERS

PRO BOWLERS IN BOLDFACE

OFFENSE	DEFENSE
WR Raymond Berry	LDE Gino Marchetti
LT Jim Parker	LDT Art Donovan
LG Art Spinney	RDT Gene Lipscomb
C Buzz Nutter	RDE Don Joyce
RG Alex Sandusky	LB Don Shinnick
RT George Preas	MLB Jack Palera
TE Jim Mutscheller	RLB Doug Eggers
RB Lenny Moore	LCB Carl Taseff
QB John Unitas	RCB Milt Davis
RB Alan Ameche	LS Andy Nelson
RB L.G. Dupre	RS Bert Rechichar

PASSING

	ATT.	COMP.	YDS.	PCT.	AVG./ATT.	TD	TD%	INT.	INT. %	LG	RATING
Unitas	301	172	2550	57.1	8.47	24	8.0	17	5.7	82i	88.0
Show	9	5	58	55.6	6.44	1	11.1	1	11.1	17	72i
Davidson	2	0	0	0.0	0.00	0	0.0	1	0.0	0	0.0
Moore	2	0	0	0.0	0.00	0	0.0	0	0.0	0	39.6
COLTS	314	177	2608	56.4	8.31	25	8.0	19	6.1	82i	85.4
OPPONENTS	342	175	2548	51.2	7.45	19	5.6	28	8.2	75i	60.2

1960

RECORD: 6-6 COACH: WEEB EWANK

FOURTH - WESTERN CONFERENCE

HOME: 4-2 CONF: 5-6

AWAY: 2-4 NCONF: 1-0

DATE	RESULTS	OPPONENT	ATTENDANCE
9/25	W 20-0	WASHINGTON	53,818
10/2	W 42-7	CHICAGO	57,808
10/9	L 21-35	@ Green Bay	32,150
10/16	W 31-17	LOS ANGELES RAMS	57,808
10/23	L 17-30	@ Detroit	53,854
10/30	W 45-7	@ Dallas	25,500
11/6	W 38-24	GREEN BAY	57,808
11/13	W 24-20	@ Chicago	48,713
11/27	L 22-30	SAN FRANCISCO	57,808
12/4	L 15-20	DETROIT	57,808
12/11	L 3-10	@ Los Angeles Rams	75,461
12/18	L 10-34	@ San Francisco	57,269

TEAM STATISTICS		COLTS	OPP
TOTAL FIRST DOWNS			
Rushing		227	195
Passing		64	86
Penalty		143	98
		20	11
TOTAL NET YARDS			
Avg. Per Game		424.5	331.7
NET YARDS RUSHING		353.8	276.4
Avg. Per Game		1289	1591
Total Rushes		107.4	132.6
Avg. Per Game		345	379
NET YARDS PASSING		295.6	172.6
Avg. Per Game		246.3	143.8
Tackled/Yards Lost		-208	-342
Gross Yards		3164	2068
Att./Completions		392/196	298/144
Completion Pct.		50.0	48.3
Had Intercepted		24	30
YARDS/AVERAGE		52/38.5	54/46.4
PENALTIES/YARDS		51/504	59/538
FUMBLES/BALL LOST		24/12	20/9
TOUCHDOWNS		37	27
Rushing		10	17
Passing		26	8
Defense/Kicking		0/1	1/1

SCORE BY PERIODS		1	2	3	4	TOTAL
COLTS						
		53	123	44	68	288
OPPONENTS						
		23	48	62	101	234
SCORING						
TDR	TDP	TDRT	PAT	FG	S	TP
Moore	4	9				78
Alyba			35-37	9-19		62
Berry		10				60
Stovins	2	3				30
Ameche	3					18
Mutscheller		2				12
Pricer	1	1				12
Richardson		1				6
Sample			1			6
Lipcomb						1 2
Shields						1 2
COLTS	10	26	1	35-37	9-19	2 288
OPPONENTS	17	8	2	27-27	15-30	234

RUSHING	NO.	YDS.	AVG.	LG	TD
Moore	91	374	4.1	57	4
Hawkins	76	267	3.5	17	2
Ameche	80	263	3.3	16	3
Unitas	36	195	5.4	27	0
Pricer	46	131	2.9	11	1
Brown	2	25	12.5	23	0
Welch	5	23	4.6	7	0
Sample	1	7	7.0	7	0
Toseff	4	3	0.8	4	0
Kovac	4	1	0.3	5	0
COLTS	345	1289	3.7	57	10
OPPONENTS	379	1591	4.2	66	17

RECEIVING	NO.	YDS.	AVG.	LG	TD
Berry	74	1298	17.5	70	10
Moore	45	936	20.8	80	9
Hawkins	25	280	11.2	49	3
Mutscheller	18	271	15.1	43	2
DeCarlo	8	116	14.5	22	0
Richardson	8	90	11.3	23	1
Pricer	8	77	9.6	21	1
Ameche	7	56	8.0	19	0
Kovac	2	27	13.5	25	0
Toseff	1	13	13.0	13	0
COLTS	196	3164	16.1	80	26
OPPONENTS	144	2068	14.4	65	8

INTERCEPTIONS	NO.	YDS.	AVG.	LG	TD
Boyd	7	132	18.9	74	0
Nelson	6	47	7.8	22	0
Davis	6	32	5.3	19	0
Shinnick	5	40	8.0	11	0
Sample	4	27	6.8	18	0
Szymanski	1	15	15.0	15	0
Pellington	1	4	4.0	4	0
COLTS	30	297	9.9	74	0
OPPONENTS	24	272	11.3	80	1

PUNTING	NO.	YDS.	AVG.	LG	BLK.
Brown	52	2001	38.5	55	0
COLTS	52	2001	38.5	55	0
OPPONENTS	54	2506	46.4	62	0

PUNT RETURNS	NO.	YDS.	AVG.	LG	TD
Sample	14	101	7.2	26	0
Toseff	6	25	4.2	7	0
Nelson	3	1	0.3	1	0
COLTS	23	127	5.5	26	0
OPPONENTS	15	48	3.2	10	0

KICKOFF RETURNS	NO.	YDS.	AVG.	LG	TD
Sample	18	519	28.8	94	1
Toseff	14	291	20.8	30	0
Pricer	6	88	14.7	17	0
Welch	4	80	20.0	28	0
Pellington	2	11	5.5	9	0
Moore	1	23	23.0	23	0
Sommer	1	10	10.0	10	0
Kovac	1	8	8.0	8	0
COLTS	47	1030	21.9	94	1
OPPONENTS	44	1253	28.5	97	1

USUAL STARTERS PRO BOWLERS IN BOLDFACE

OFFENSE		DEFENSE	
WR	Raymond Berry	LDE	Gino Marchetti
LT	Jim Parker	LDT	Art Donovan
LG	Art Spinney	RDT	Gene Lipscomb
C	Buzz Nutter	RDE	Orrell Braase
RG	Alex Sandinsky	LLB	Bill Pellington
RT	George Preas	MLB	Dick Szymanski
TE	Jim Mutscheller	RLB	Don Shinnick
WR	Lenny Moore	LCB	Bob Boyd
QB	John Unitas	RCB	Milt Davis
RB	Alan Ameche	LS	Andy Nelson
RB	Alex Hawkins	RS	John Sample

PASSING	ATT.	COMP.	YDS.	PCT.	AVG./ATT.	TD	TD%	INT.	INT. %	LG	RATING
Unitas	378	190	3099	50.3	8.20	25	6.6	24	6.4	80	73.7
Brown	13	6	65	46.2	5.00	1	7.7	0	0.0	21	87.0
Moore	1	0	0	0.0	0.00	0	0.0	0	0.0	0	39.6
COLTS	392	196	3164	50.0	8.07	26	6.6	24	6.1	80	74.0
OPPONENTS	298	144	2068	48.3	6.94	8	2.7	30	10.1	65	40.6

1961

RECORD: 8-6 COACH: WEEB EWANK
 THIRD - WESTERN CONFERENCE
 HOME: 5-2 CONF: 6-6
 AWAY: 3-4 NCONF: 2-0

DATE	RESULTS	OPPONENT	ATTENDANCE
9/17	W 27-24	LOS ANGELES RAMS	54,259
9/24	L 15-16	DETROIT	54,259
10/1	W 34-33	MINNESOTA	54,259
10/8	L 7-45	@ Green Bay	38,669
10/15	L 10-24	@ Chicago	48,719
10/22	W 17-14	@ Detroit	53,016
10/29	L 20-21	CHICAGO	57,641
11/5	W 45-21	GREEN BAY	57,641
11/12	L 20-28	@ Minnesota	38,010
11/19	W 16-0	ST. LOUIS	56,112
11/26	W 27-6	@ Washington	41,062
12/3	W 20-17	SAN FRANCISCO	57,641
12/9	L 17-34	@ Los Angeles Rams	41,268
12/16	W 27-24	@ San Francisco	45,517

TEAM STATISTICS	COLTS	OPP
TOTAL FIRST DOWNS	274	232
Rushing	124	108
Passing	135	110
Penalty	15	14
TOTAL NET YARDS	4922	3782
Avg. Per Game	351.6	270.1
NET YARDS RUSHING	2119	1869
Avg. Per Game	151.4	133.5
Total Rushes	456	418
NET YARDS PASSING	2803	1913
Avg. Per Game	200.2	136.6
Tackled/Yards Lost	-215	-407
Gross Yards	3018	2320
Air./Completions	438/232	351/161
Completion Pct.	53.0	46.0
Had Intercepted	29	16
PUNTS/AVERAGE	42/43.0	64/41.4
PENALTIES/YARDS	69/589	66/547
FUMBLE/BALL LOST	21/13	19/8
TOUCHDOWNS	34	37
Rushing	17	17
Passing	17	18
Defense/Kicking	0/0	1/1

SCORE BY PERIODS	1	2	3	4	TOTAL
COLTS	72	101	63	66	302
OPPONENTS	57	68	92	90	307

SCORING	TDR	TDP	TDRT	PAT	FG	5	TP
Myhra				33-34	21-39		96
Moore	7	8					90
Hawkins	4	1					30
Orr		4					24
Perry	3	1					24
Mutscheller		2					12
Unitas	2						12
Smolinski		1					6
Welch	1						6
Marchetti						1	2
COLTS	17	17		33-34	21-39		1 302
OPPONENTS	17	18		2	37-37	16-26	307

RUSHING	NO.	YDS.	AVG.	LG	TD
Perry	168	675	4.0	27	3
Moore	92	648	7.0	54†	7
Hawkins	86	379	4.4	39	4
Unitas	54	190	3.5	18	2
Smolinski	31	98	3.2	14	0
Welch	1	60	60.0	60†	1
Matte	13	54	4.2	11	0
Sommer	6	10	1.7	9	0
Hill	1	4	4.0	4	0
McHan	4	1	0.3	7	0
COLTS	456	2119	4.6	60	17
OPPONENTS	418	1869	4.5	54†	17

RECEIVING	NO.	YDS.	AVG.	LG	TD
Berry	75	873	11.6	44	0
Moore	49	728	14.9	72†	8
Perry	34	322	9.5	27	1
Mutscheller	20	370	18.5	45	2
Hawkins	20	158	7.9	22	1
Orr	18	357	19.8	64	4
Smolinski	9	100	11.1	25	1
Mackey	4	66	16.5	19	0
Sommer	1	31	31.0	31	0
Matte	1	8	8.0	8	0
Szymanski	1	5	5.0	5	0
COLTS	232	3018	13.0	72†	17
OPPONENTS	161	2320	14.4	84†	18

INTERCEPTIONS	NO.	YDS.	AVG.	LG	TD
Glick	4	18	4.5	10	0
Harrison	3	43	14.3	27	0
Pellington	3	9	3.0	4	0
Shinnick	2	15	7.5	15	0
Boyd	2	0	0.0	0	0
Burkett	1	23	23.0	23	0
Taseff	1	15	15.0	15	0
COLTS	16	123	7.7	27	0
OPPONENTS	29	406	14.0	41†	1

PUNTING	NO.	YDS.	AVG.	LG	BLK.
Gilburg	42	1804	43.0	61	0
COLTS	42	1804	43.0	61	0
OPPONENTS	64	2648	41.4	67	0

PUNT RETURNS	NO.	YDS.	AVG.	LG	TD
Boyd	18	173	9.6	46	0
Taseff	5	39	7.8	23	0
Hawkins	4	20	5.0	9	0
Nelson	4	19	4.8	12	0
Harrison	1	16	16.0	16	0
Smolinski	1	2	2.0	2	0
COLTS	33	269	8.2	46	0
OPPONENTS	18	248	13.8	72†	1

KICKOFF RETURNS	NO.	YDS.	AVG.	LG	TD
Lyles	28	672	24.0	64	0
Harrison	11	250	22.7	34	0
Welch	5	146	29.2	50	0
Smolinski	3	27	9.0	23	0
Matte	2	50	25.0	30	0
Lewis	1	14	14.0	14	0
Matuszak	1	14	14.0	14	0
Mackey	1	6	6.0	6	0
Gregory	1	3	3.0	3	0
COLTS	53	1182	22.3	64	0
OPPONENTS	57	1552	27.2	55	0

USUAL STARTERS

PRO BOWLERS IN BOLDFACE

OFFENSE		DEFENSE	
WR Raymond Berry	LDE Gino Marchetti	LDT Art Donovan	RDE Billy Ray Smith
LT Jim Parker		RDE Orzell Brasse	LLB Bill Pellington
LG Palmer Pyle		MLB Jack Burkett	TE Don Shinnick
C Dick Szymanski		LCB Bob Boyd	RCB Gary Glick
RG Alex Sandusky		LS Andy Nelson	RS Bob Harrison
RT George Preas			
TE Jim Mutscheller			
WR Lenny Moore			
QB John Unitas			
RB Joe Perry			
RB Alex Hawkins			

PASSING	ATT.	COMP.	YDS.	PCT.	AVG./ATT.	TD	TD%	INT.	INT.%	LG	RATING
Unitas	420	229	2990	54.5	7.12	16	3.8	24	5.7	72†	66.1
McHan	15	3	28	20.0	1.87	1	6.7	4	26.7	17†	22.2
Moore	2	0	0	0.0	0.00	0	0.0	1	50.0	0	0.0
Boyd	1	0	0	0.0	0.00	0	0.0	0	0.0	0	39.6
COLTS	438	232	3018	53.0	6.89	17	3.9	29	6.6	72†	60.1
OPPONENTS	351	161	2320	46.0	6.61	18	5.1	16	4.6	84†	65.9

1962

RECORD: 7-7 COACH: WEEB EWANK
 FOURTH - WESTERN CONFERENCE
 HOME: 3-4 CONF: 5-7
 AWAY: 4-3 NCONF: 2-0

DATE	RESULTS	OPPONENT	ATTENDANCE	RUSHING	NO.	YDS.	AVG.	LG	TD	PUNT RETURNS	NO.	YDS.	AVG.	LG	TD
9/16	W 30-27	LOS ANGELES RAMS	54,796	Moore	106	470	4.4	25	2	Hawkins	11	42	3.8	12	0
9/23	W 34-7	@ Minnesota	30,787	Perry	94	359	3.8	21	0	Turner	10	95	9.5	43	0
9/30	L 20-29	DETROIT	57,966	Smolinski	85	265	3.1	11	1	Harris	8	61	7.6	21	0
10/7	L 13-21	SAN FRANCISCO	54,158	Matte	74	226	3.1	29	2	Boyd	3	23	7.7	23	0
10/14	W 36-14	@ Cleveland	80,132	Unitas	50	137	2.7	25	0	Nelson	2	22	11.0	14	0
10/21	L 15-35	@ Chicago	49,066	Hawkins	29	87	3.0	13†	4	Shineolt	0	29	0.0	29	0
10/28	L 6-17	GREEN BAY	57,966	Turner	1	17	17.0	17	0	COLTS	34	272	8.0	43	0
11/4	W 22-3	@ San Francisco	44,875	Orr	1	14	14.0	14	0	OPPONENTS	23	182	7.9	48	0
11/11	W 14-2	@ Los Angeles Rams	39,502	Boyd	2	13	6.5	15	0						
11/18	L 13-17	@ Green Bay	38,669	Clemens	2	9	4.5	6	0						
11/25	L 0-57	CHICAGO	56,164	McHan	4	4	1.0	5	0	KICKOFF RETURNS	NO.	YDS.	AVG.	LG	TD
12/2	L 14-21	@ Detroit	53,012	COLTS	448	1601	3.6	29	9	Matte	27	613	22.7	42	0
12/8	W 34-21	WASHINGTON	56,964	OPPONENTS	423	1504	3.6	45†	17	Turner	20	504	25.2	37	0
12/16	W 42-17	MINNESOTA	53,645							Harris	3	86	28.7	31	0

TEAM STATISTICS	COLTS	OPP
TOTAL FIRST DOWNS	251	226
Rushing	94	91
Passing	145	119
Penalty	12	16
TOTAL NET YARDS	4666	4123
Avg. Per Game	333.3	294.5
NET YARDS RUSHING	1601	1504
Avg. Per Game	114.4	107.4
Total Rushes	448	423
NET YARDS PASSING	3065	2619
Avg. Per Game	218.9	187.1
Tackled/Yards Lost	-265	-356
Gross Yards	3330	2975
Att./Completions	423/237	381/206
Completion Pct.	56.0	54.1
Had Intercepted	25	23
PUNTS/AVERAGE	58/41.5	67/42.7
PENALTIES/YARDS	63/675	71/792
FUMBLES/BALL LOST	26/19	32/19
TOUCHDOWNS	37	37
Rushing	9	17
Passing	27	19
Defense/Kicking	1/0	0/1

RECEIVING	NO.	YDS.	AVG.	LG	TD
Orr	55	974	17.7	80†	11
Berry	51	687	13.5	37	3
Mackey	25	396	15.8	57	4
Owens	25	307	12.3	26	2
Perry	22	194	8.8	32	0
Moore	18	215	11.9	80	2
Bielski	15	200	13.3	22	2
Smolinski	13	128	9.9	33†	1
Orr	8	81	10.1	22	1
Matte	4	37	9.3	14	0
Turner	1	111	111.0	74†	1
COLTS	237	3330	14.1	80†	27
OPPONENTS	206	2975	14.4	85†	19

USUAL STARTERS	PRO BOWLERS IN BOLDFACE
OFFENSE	DEFENSE
WR Raymond Berry	LDE Gino Marchetti
LT Jim Parker	LDT Jim Colvin
LG Palmer Pyle	RDT Billy Roy Smith
C Dick Szymanski	RDE Ordell Braase
RG Alex Sandsky	ILB Bill Pellington
RT George Preas	MLB Jack Burkatt
TE Dee Mackey	RLB Don Shinnick
WR Jimmy Orr	LCB Bob Boyd
QB John Unitas	RCB Wendell Harris
RB Joe Perry	LS Andy Nelson
RB Lenny Moore	RS Jim Welch

INTERCEPTIONS	NO.	YDS.	AVG.	LG	TD
Boyd	7	163	23.3	38	0
Shinnick	5	16	3.3	9	0
Nelson	4	20	5.0	10	0
Harris	2	52	26.0	38	0
Pellington	2	29	14.5	21	0
Burkett	2	21	10.5	12	0
Welch	1	30	30.0	30	0
COLTS	23	331	14.4	38	0
OPPONENTS	25	386	15.4	40	0

PUNTING	NO.	YDS.	AVG.	LG	BLK.
Gilburg	57	2384	41.8	62	0
McHan	1	22	22.0	22	0
COLTS	58	2406	41.5	62	0
OPPONENTS	67	2861	42.7	64	0

SCORING	TDR	TDP	TDR†	PAT	FG	S	TP
Bielski	2		25-28	11-25			70
Orr	11						66
Mackey	4						24
Hawkins	4						24
Moore	2	2					24
Matte	2	1					18
Perry	3						18
Owens	2						12
Smolinski	1	1					12
Harris			6-9	1-3			9
Braase			1				6
Turner			1				6
Saul						1	2
TEAM							1
COLTS	9	27	1	31-37	12-28	2	293
OPPONENTS	17	19	1	35-37	9-22	2	288

PASSING	ATT.	COMP.	YDS.	PCT.	AVG./ATT.	TD	TD%	INT.	INT. %	LG	RATING
Unitas	389	222	2947	57.1	7.63	23	5.9	23	5.9	80†	76.5
McHan	20	10	278	50.0	13.90	3	15.0	2	10.0	74†	95.8
Matte	13	5	85	38.5	6.54	1	7.7	0	0.0	30	87.0
Hawkins	1	0	0	0.0	0.00	0	0.0	0	0.0	0	39.6
COLTS	423	237	3330	56.0	7.87	27	6.4	25	5.9	80†	78.2
OPPONENTS	381	206	2975	54.1	7.81	19	5.0	23	6.0	85†	71.1

1964

RECORD: 12-2 COACH: DON SHULA
 FIRST - WESTERN CONFERENCE
 HOME: 7-1 CONF: 10-2
 AWAY: 5-1 NCONF: 2-0

DATE	RESULTS	OPPONENT	ATTENDANCE
9/13	L 24-34	@ Minnesota	35,563
9/20	W 21-20	@ Green Bay	42,327
9/27	W 52-0	CHICAGO	56,537
10/4	W 35-20	LOS ANGELES RAMS	56,537
10/12	W 47-27	ST. LOUIS	60,213
10/18	W 24-21	GREEN BAY	60,213
10/25	W 34-0	@ Detroit	57,814
11/1	W 37-7	SAN FRANCISCO	60,213
11/8	W 40-24	@ Chicago	47,891
11/15	W 17-14	MINNESOTA	60,213
11/22	W 24-7	@ Los Angeles Rams	72,137
11/29	W 14-3	@ San Francisco	33,642
12/6	L 14-31	DETROIT	60,213
12/13	W 45-17	WASHINGTON	60,213
12/27	L 0-27	@ Cleveland	79,544

TEAM STATISTICS	COLTS	OPP
TOTAL FIRST DOWNS	245	242
Rushing	100	93
Passing	129	121
Penalty	16	28
TOTAL NET YARDS	4779	3930
Avg. Per Game	341.4	280.7
Total Plays	840	864
Avg. Per Play	5.7	4.6
NET YARDS RUSHING	2007	1798
Total Rushes	143.4	128.4
Avg. Per Rush	4.56	4.22
NET YARDS PASSING	2772	2132
Avg. Per Game	198.0	152.3
Tackled/Yards Lost	39/273	57/489
Gross Yards	3045	2621
Att./Completions	345/176	385/217
Completion Pct.	51.0	56.4
Had Intercepted	9	23
PUNTS/AVERAGE	59/41.8	73/44.0
FUMBLES/YARDS	74/785	59/641
PENALTIES/BALL LOST	31/10	28/18
TOUCHDOWNS	54	28
Rushing	29	13
Passing	22	14
Defense/Kicking	2/1	0/1

SCORE BY PERIODS	1	2	3	4	TOTAL
COLTS	88	96	130	114	428
OPPONENTS	38	59	48	80	225

SCORING	TDR	TDP	TDRT	PAT	FG	S	TP
Moore	16	3	1				120
Michaels				53-54	17-35		104
Orr	6						36
Berry	6						36
Hill	5	1					36
Lorick	4						24
Looney	1	1					12
Unitas	2						12
Mackey	2						12
Wilson	1						6
Matte	1						6
Logan			1				6
Stonebreaker			1				6
Hawkins			1				6
Petties		1					6
COLTS	29	22	3	53-54	17-35		428
OPPONENTS	13	14	1	27-28	10-24		225

RUSHING	NO.	YDS.	AVG.	LG	TD
Moore	157	584	3.7	32†	16
Lorick	100	513	5.1	60	4
Hill	88	384	4.4	50	5
Matte	42	215	5.1	80†	1
Unitas	37	162	4.4	20	2
Looney	23	127	5.5	58†	1
Boyd	1	25	25.0	25	0
Mackey	1	-1	-1.0	-1	0
Cuzzo	7	-2	-0.3	10	0
COLTS	456	2007	4.4	80†	29
OPPONENTS	422	1798	4.3	51†	13

RECEIVING	NO.	YDS.	AVG.	LG	TD
Berry	43	653	15.4	46	6
Orr	40	867	21.7	69	6
Mackey	22	406	18.5	62	2
Moore	21	472	22.5	74†	3
Hill	14	113	8.1	27†	1
Lorick	11	164	14.9	59	0
Matte	10	169	16.9	30	0
Wilson	7	86	12.3	20	1
Richardson	3	42	14.0	16	0
Hawkins	2	42	21.0	27†	1
Petties	2	20	10.0	15†	1
Looney	1	1	0.0	11	1
COLTS	176	3045	17.3	74†	22
OPPONENTS	217	2621	12.1	63†	14

INTERCEPTIONS	NO.	YDS.	AVG.	LG	TD
Boyd	9	185	20.6	47	0
Logan	6	91	15.2	30	1
Shinnick	3	10	3.3	9	0
Lyles	2	40	20.0	23	0
Pellington	2	20	10.0	13	0
Harris	1	20	20.0	20	0
COLTS	23	366	15.9	47	1
OPPONENTS	9	119	13.2	36	0

PUNTING	NO.	YDS.	AVG.	LG	BLK.
Looney	32	1358	42.4	64	0
Gilburg	27	1106	41.0	58	0
COLTS	59	2464	41.8	64	0
OPPONENTS	73	3212	44.0	68	0

PUNT RETURNS	NO.	FC	YDS.	AVG.	LG	TD
Harris	17	5	214	12.6	39	0
Hawkins	16	4	122	7.6	30	0
Logan	13	0	111	8.5	22	0
Haymond	1	1	6	6.0	6	0
Davis	1	0	0	0.0	0	0
COLTS	48	10	453	9.4	39	0
OPPONENTS	25	-	175	7.0	65†	1

KICKOFF RETURNS	NO.	YDS.	AVG.	LG	TD
Looney	14	345	24.6	42	0
Lorick	13	385	29.6	71	0
Hill	4	85	21.3	26	0
Matte	3	71	23.7	34	0
Gilburg	1	19	19.0	19	0
Davis	1	12	12.0	12	0
Petties	1	9	9.0	9	0
Haymond	1	0	0.0	0	0
Boyd	1	0	0.0	0	0
COLTS	39	926	23.7	71	0
OPPONENTS	70	1490	21.3	56	0

USUAL STARTERS PRO BOWLERS IN BOLDFACE

OFFENSE	DEFENSE
WR Raymond Berry	LDE Gino Marchetti
LT Bob Vogel	LDT Fred Miller
LG Jim Parker	RDT Billy Ray Smith
C Dick Szymanski	RDE Orzell Brause
RG Alex Sandusky	ILB Steve Stonebreaker
RT George Preas	MLB Bill Pellington
TE John Mackey	RLB Don Shinnick
WR Jimmy Orr	LCB Bob Boyd
QB John Unitas	RCB Lenny Lyles
RB Lenny Moore	LS Jerry Logan
RB Jerry Hill,	RS Jim Welch
Tony Lorick	

PASSING	ATT.	COMP.	YDS.	PCT.	AVG./ATT.	TD	TD%	INT.	INT.%	LG	SACKED	RATING
Unitas	305	158	2824	51.8	9.26	19	6.2	6	2.0	74	37/254	96.4
Cuzzo	36	15	163	41.7	4.53	2	5.6	3	8.3	22	2/ 19	39.5
Matte	4	3	58	75.0	14.50	1	25.0	0	0.0	22	0/ 0	156.3
COLTS	345	176	3045	51.0	8.83	22	6.4	9	2.6	74	39/273	91.8
OPPONENTS	385	217	2621	56.4	6.81	14	3.6	23	5.9	63†	57/489	64.6

1965

RECORD: 10-3-1 COACH: DON SHULA
TIED FIRST - WESTERN CONFERENCE
HOME: 5-2 CONF: 8-3-1
AWAY: 5-1-1 NCONF: 2-0

DATE	RESULTS	OPPONENT	ATTENDANCE
9/19	W 35-16	MINNESOTA	56,562
9/26	L 17-20	Green Bay at Milw.	48,130
10/ 3	W 27-24	SAN FRANCISCO	58,609
10/10	W 31-7	DETROIT	60,238
10/17	W 38-7	@ Washington	50,405
10/24	W 35-20	LOS ANGELES RAMS	60,238
10/31	W 34-28	@ San Francisco	45,827
11/ 7	W 26-21	@ Chicago	45,656
11/14	W 41-21	@ Minnesota	47,426
11/21	W 34-24	PHILADELPHIA	60,238
11/25	T 24-24	@ Detroit	55,036
12/ 5	L 0-13	CHICAGO	60,238
12/12	L 27-42	GREEN BAY	60,238
12/18	W 20-17	@ L.A. Rams	46,636
12/26	L 10-13	@ Green Bay	OT 50,484
1/ 9	W 35-3	Dallas (at Miami)	65,569

TEAM STATISTICS	COLTS	OPP
TOTAL FIRST DOWNS	266	233
Rushing	94	78
Passing	144	131
Penalty	28	24
TOTAL NET YARDS	4598	4045
Avg. Per Game	328.4	288.9
Total Plays	887	849
Avg. Per Play	5.2	4.8
NET YARDS RUSHING	1593	1483
Avg. Per Game	113.8	105.9
Total Rushes	445	410
NET YARDS PASSING	3005	2562
Avg. Per Game	214.6	183.0
Tackled/Yards Lost	43/325	39/341
Gross Yards	3330	2903
Att./Completions	399/222	400/213
Completion Pct.	55.6	53.3
Had Intercepted	17	22
PUNTS/AVERAGE	56/39.6	71/43.9
PENALTIES/YARDS	69/616	80/786
FUMBLES/BALL LOST	31/119	33/114
TOUCHDOWNS	48	35
Rushing	13	11
Passing	31	22
Defense/Kicking	4/0	1/1

SCORE BY PERIODS	1	2	3	4	TOTAL
COLTS	64	140	69	116	389
OPPONENTS	55	93	78	58	284

SCORING	TDR	TDP	TDRT	PAT	FG	S	TP
Michaels				48-48	17-28	1	101
Orr		10					60
Moore	5	3					48
Berry		7					42
Mackey		7					42
Hill	5						30
Lorick	1	2					18
Logan			2				12
Boyd			1				6
Haymond			1				6
Matte	1						6
Unitas	1						6
Richardson		1					6
Hawkins		1					6
COLTS	13	31	4	48-48	17-28	1	389
OPPONENTS	11	22	2	35-35	13-23		284

RUSHING	NO.	YDS.	AVG.	LG	TD
Hill	147	516	3.5	20	5
Moore	133	464	3.5	28	5
Lorick	63	296	4.7	38	1
Matte	69	235	3.4	20	1
Unitas	17	68	4.0	18	1
Cuzzo	6	8	1.3	10	0
Mackey	1	7	7.0	7	0
Curtis	6	1	0.2	4	0
Felt	2	0	0.0	2	0
Brown	1	-2	-2.0	-2	0
COLTS	445	1593	3.6	38	13
OPPONENTS	410	1483	3.6	62	11

RECEIVING	NO.	YDS.	AVG.	LG	TD
Berry	58	739	12.7	40	7
Orr	45	847	18.8	57	10
Mackey	40	814	20.4	68	7
Moore	27	414	15.3	52	3
Hill	20	112	5.6	20	0
Lorick	15	184	12.3	49	2
Matte	12	131	10.9	15	0
Hawkins	2	32	16.0	27	1
Wilson	1	38	38.0	38	0
Richardson	1	14	14.0	14	1
Curtis	1	5	5.0	5	0
COLTS	222	3330	15.0	68	31
OPPONENTS	213	2903	13.6	65	22

INTERCEPTIONS	NO.	YDS.	AVG.	LG	TD
Boyd	9	78	8.7	24	1
Harris	3	77	25.7	36	1
Haymond	3	47	15.7	30	0
Logan	2	74	37.0	38	2
Lyles	1	28	28.0	28	0
Gaubatz	1	5	5.0	5	0
Smith	1	5	5.0	5	0
Shinnick	1	4	4.0	4	0
Stonebreaker	1	0	0.0	0	0
COLTS	22	318	14.5	38	4
OPPONENTS	17	341	20.1	87	1

PUNTING	NO.	YDS.	AVG.	LG	BLK.
Gilburg	54	2139	39.6	66	0
Brown	2	80	40.0	49	0
COLTS	56	2219	39.6	66	0
OPPONENTS	71	3119	43.9	65	0

PUNT RETURNS	NO.	FC	YDS.	AVG.	LG	TD
Haymond	41	9	403	9.8	55	0
Hawkins	4	2	18	4.5	11	0
COLTS	45	11	421	9.4	55	0
OPPONENTS	26	-	198	7.6	44	0

KICKOFF RETURNS	NO.	YDS.	AVG.	LG	TD
Haymond	20	614	30.7	53	0
Felt	10	193	19.3	36	0
Lorick	9	211	23.4	30	0
Matte	8	211	26.4	46	0
Curtis	2	10	5.0	10	0
Hawkins	2	0	0.0	0	0
Hill	1	3	3.0	3	0
COLTS	52	1242	23.9	53	0
OPPONENTS	63	1346	21.4	101	1

USUAL STARTERS PRO BOWLERS IN BOLDFACE

OFFENSE	DEFENSE
WR Raymond Berry	LDE Lou Michaels
LT Bob Vogel	LDT Fred Miller
LG Jim Parker	RDT Billy Ray Smith
C Dick Szymanski,	RDE Ordeall Brasse
Buzz Nutter	LB Steve Stonebreaker
RG Alex Sandusky	MLB Dennis Gaubatz
RT George Preas	RB Don Shinnick
TE John Mackey	LCB Bob Boyd
WR Jimmy Orr	RCB Lenny Lyles
QB John Unitas	LS Jerry Logan
RB Lenny Moore	RS Wendell Harris
RB Jerry Hill	

PASSING	ATT.	COMP.	YDS.	PCT.	AVG./ATT.	TD	TD%	INT.	INT.%	LG	SACKED	RATING
Unitas	282	164	2530	58.2	8.97	23	8.2	12	4.3	61	29/221	97.4
Cuzzo	105	54	700	51.4	6.67	7	6.7	4	3.8	44	10/ 73	79.1
Matte	7	1	19	14.3	2.71	0	0.0	1	14.3	19	1/ 7	0.0
Brown	5	3	81	60.0	16.20	1	20.0	0	0.0	68	3/ 24	143.8
COLTS	399	222	3330	55.6	8.35	31	7.8	17	4.3	68	43/325	91.4
OPPONENTS	400	213	2903	53.3	7.27	22	5.5	22	5.5	65	39/341	72.1

1966

RECORD: 9-5 COACH: DON SHULA
 SECOND - WESTERN CONFERENCE
 HOME: 5-2 CONF: 7-5
 AWAY: 4-3 NCONF: 2-0

DATE	RESULTS	OPPONENT	ATTENDANCE
9/10	L 3-24	Green Bay at Milw.	48,650
9/18	W 38-23	@ Minnesota	47,426
9/25	W 36-14	SAN FRANCISCO	56,715
10/ 9	L 17-27	@ Chicago	47,452
10/16	W 45-14	DETROIT	60,238
10/23	W 20-17	MINNESOTA	60,238
10/30	W 17-3	@ Los Angeles Rams	57,898
11/ 6	W 37-10	WASHINGTON	60,238
11/13	W 19-7	@ Atlanta	58,850
11/20	L 14-20	@ Detroit	52,383
11/27	L 7-23	LOS ANGELES RAMS	60,238
12/ 4	W 21-16	CHICAGO	60,238
12/10	L 10-14	GREEN BAY	60,238
12/18	W 30-14	@ San Francisco	40,005
1/ 8	W 20-14	Philadelphia (@ Miami)	58,088

TEAM STATISTICS	COLTS	OPP
TOTAL FIRST DOWNS	237	245
Rushing	82	94
Passing	142	134
Penalty	13	17
TOTAL NET YARDS	4486	4091
Avg. Per Game	320.4	292.2
Total Plays	849	932
Avg. Per Play	5.3	4.4
NET YARDS RUSHING	1556	1733
Total Rushes	418	460
NET YARDS PASSING	2930	2358
Avg. Per Game	209.3	168.4
Tackled/Yards Lost	30/242	47/401
Gross Yards	3172	2759
Att./Completions	401/221	425/240
Completion Pct.	55.1	56.5
Had Intercepted	27	22
PUNTS/AVERAGE	49/45.6	71/40.6
PENALTIES/YARDS	64/617	69/704
FUMBLES/BALL LOST	19/12	25/18
TOUCHDOWNS	36	25
Rushing	7	7
Passing	26	14
Defense/Kicking	3/0	4/0

SCORE BY PERIODS	1	2	3	4	TOTAL
COLTS	36	113	61	104	314
OPPONENTS	50	58	60	58	226

SCORING	TDR	TDP	TDRT	PAT	FG	S	TP
Michaels				35-36	21-39		98
Mackey	9						54
Berry	7						42
Moore	3						18
Matte	3						18
Lorick	3						18
Orr	3						18
Wilson	2						12
Richardson	2						12
Curtis	1						6
Boyd	1						6
Unitas	1						6
Haymond	1						6
COLTS	7	26	3	35-36	21-39		314
OPPONENTS	7	14	4	25-25	17-33		226

RUSHING	NO.	YDS.	AVG.	LG	TD
Lorick	143	524	3.7	41	3
Hill	104	395	3.8	12	0
Matte	86	381	4.4	30	0
Moore	63	209	3.3	18	3
Unitas	20	44	2.2	16	1
Cuzzo	1	9	9.0	9	0
Mackey	1	-6	-6.0	-6	0
COLTS	418	1556	3.7	41	7
OPPONENTS	460	1733	3.8	52 ¹	7

RECEIVING	NO.	YDS.	AVG.	LG	TD
Berry	56	786	14.0	40	7
Mackey	50	829	16.6	89	9
Orr	37	618	16.7	61	3
Matte	23	307	13.4	35	3
Moore	21	260	12.4	36	0
Richardson	14	246	17.6	69	2
Lorick	12	81	6.8	19	0
Hill	5	18	3.6	7	0
Wilson	3	27	9.0	11	2
COLTS	221	3172	14.4	89	26
OPPONENTS	240	2759	12.5	99 ¹	14

INTERCEPTIONS	NO.	YDS.	AVG.	LG	TD
Boyd	6	114	19.0	37	1
Haymond	4	88	22.0	52 ¹	1
Logan	3	13	4.3	13	0
Shinnick	3	4	1.3	4	0
Gaubatz	2	12	6.0	10	0
Davis	1	15	15.0	15	0
Stonebreaker	1	8	8.0	8	0
Brown	1	7	7.0	7	0
Lyles	1	6	6.0	6	0
COLTS	22	267	12.1	52 ¹	2
OPPONENTS	27	438	16.2	55	3

PUNTING	NO.	YDS.	AVG.	LG	BLK.
Lee	49	2233	45.6	64	1
COLTS	49	2233	45.6	64	1
OPPONENTS	71	2882	40.6	62	0

PUNT RETURNS	NO.	FC	YDS.	AVG.	LG	TD
Haymond	40	8	347	8.7	64	0
Davis	2	1	7	3.5	4	0
Logan	1	1	3	3.0	3	0
Matte	1	1	0	0.0	0	0
Allen	1	0	0	0.0	0	0
COLTS	45	11	357	7.9	64	0
OPPONENTS	30	8	130	4.3	24	0

KICKOFF RETURNS	NO.	YDS.	AVG.	LG	TD
Moore	18	453	25.2	54	0
Haymond	10	223	22.3	29	0
Lorick	10	214	21.4	37	0
Curtis	3	64	21.3	34	0
Matte	3	55	18.3	31	0
Allen	3	53	17.7	20	0
Baldwin	2	18	9.0	18	0
Brown	2	14	7.0	11	0
COLTS	51	1094	21.5	54	0
OPPONENTS	63	1320	21.0	40	0

USUAL STARTERS PRO BOWLERS IN BOLDFACE

OFFENSE	DEFENSE
WR Raymond Berry	LDE Lou Michaels
LT Bob Vogel	LDT Billy Ray Smith
LG Dan Sullivan	RDT Fred Miller
C Dick Szymanski	RDE Ordell Braase
RG Alex Sandusky	LB Jack Burkett
RT Jim Parker	Steve Stonebreaker
TE John Mackey	MLB Dennis Gaubatz
WR Jimmy Orr	RLB Don Shinnick
QB John Unitas	LCB Bob Boyd
RB Lenny Moore	RCB Lenny Lyles
RB Tony Lorick	LS Jerry Logan
Jerry Hill	RS Alvin Haymond

PASSING	ATT.	COMP.	YDS.	PCT.	AVG./ATT.	TD	TD%	INT.	INT.%	LG	SACKED	RATING
Unitas	348	195	2748	56.0	7.90	22	6.3	24	6.9	89	21/146	74.0
Cuzzo	50	26	424	52.0	8.48	4	8.0	2	4.0	69	8/ 82	90.8
Matte	3	0	0	0.0	0.00	0	0.0	1	33.3	0	0/ 0	0.0
Moore	0	0	0	0.0	0.00	0	0.0	0	0.0	0	1/ 14	0.0
COLTS	401	221	3172	55.1	7.91	26	6.5	27	6.7	89	30/242	74.5
OPPONENTS	425	240	2759	56.5	6.49	14	3.3	22	5.2	99 ¹	47/401	65.5

1967

RECORD: 11-1-2 COACH: DON SHULA
TIED FIRST - COASTAL DIVISION

HOME: 6-0-1 AWAY: 5-1-1

DIV: 4-1-1 CONF: 7-1-2 NCONF: 4-0

DATE	RESULTS	OPPONENT	ATTENDANCE
9/17	W 38-31	ATLANTA	56,715
9/24	W 38-6	@ Philadelphia	60,755
10/1	W 41-7	SAN FRANCISCO	60,238
10/8	W 24-3	@ Chicago	47,190
10/15	T 24-24	LOS ANGELES RAMS	60,238
10/22	T 20-20	@ Minnesota	47,693
10/29	W 17-13	@ Washington	50,574
11/5	W 13-10	GREEN BAY	60,238
11/12	W 49-7	@ Atlanta	58,850
11/19	W 41-7	DETROIT	60,238
11/26	W 26-9	@ San Francisco	44,815
12/3	W 23-17	DALLAS	60,238
12/10	W 30-10	NEW ORLEANS	60,238
12/17	L 10-34	@ Los Angeles Rams	77,277

TEAM STATISTICS	COLTS	OPP
TOTAL FIRST DOWNS	289	208
Rushing	105	78
Passing	159	116
Penalty	25	14
TOTAL NET YARDS	5008	3843
Avg. Per Game	357.7	274.5
Total Plays	925	818
Avg. Per Play	5.4	4.7
NET YARDS RUSHING	1645	1411
Avg. Per Game	117.5	100.8
Total Rushes	443	387
NET YARDS PASSING	3363	2432
Avg. Per Game	240.2	173.7
Tackled/Yards Lost	25/198	36/246
Gross Yards	3561	2678
Att./Completions	457/265	395/221
Completion Pct.	58.0	55.9
Had Intercepted	17	32
PUNTS/AVERAGE	49/42.3	69/39.4
PENALTIES/YARDS	52/458	82/927
FUMBLES/BALL LOST	13/8	17/8
TOUCHDOWNS	48	21
Rushing	21	5
Passing	22	13
Defense/Kicking	4/1	2/1

SCORE BY PERIODS	1	2	3	4	TOTAL
COLTS	78	122	69	135	394
OPPONENTS	26	50	57	65	198

SCORING	TDR	TDP	TDRT	PAT	FG	S	TP
Michaels				46-48	20-37		106
Matte	9	3					72
Richardson		8					48
Lorick	6						36
Hawkins		4					24
Moore	4						24
Mackey		3					18
Perkins		2					12
Hill	2						12
Boyd			1				6
Orr			1				6
Berry			1				6
Volk				1			6
Logan				1			6
Lyles				1			6
Braase				1			6
COLTS	21	22	5	46-48	20-37		394
OPPONENTS	5	13	3	21-21	17-28		198

FGS	1-19	20-29	30-39	40-49	50+	TOT.
Michaels	6-7	5-7	3-10	4-9	2-4	20-37
COLTS	6-7	5-7	3-10	4-9	2-4	20-37
OPP.	3-3	3-3	6-9	5-11	0-2	17-28

Michaels: [16,42] [37,52] [30,20,42,40] [47,X]
[45,33,44] [25,41,10] [48,12,30] [32,57] [33]
[54,29,33] [10,12,47,26] [29,53,27]
[35,21,17] [37,14]

OPP.: [47,48] [9,35] [42] [35] [47,50,33,47] [47,28,11]
[42,35] [49,42] [0] [30,37,50] [26,43,33,33] [17]
[33] [47,23]

RUSHING	NO.	YDS.	AVG.	LG	TD
Matte	147	636	4.3	30	9
Lorick	133	436	3.3	22	6
Hill	90	311	3.5	18	2
Moore	42	132	3.1	21	4
Unitas	22	89	4.1	12	0
Ward	5	23	4.6	8	0
Hawkins	2	12	6.0	7	0
Weich	2	6	3.0	4	0
COLTS	443	1645	3.7	30	21
OPPONENTS	387	1411	3.6	27	5

RECEIVING	NO.	YDS.	AVG.	LG	TD
Richardson	63	860	13.7	31	8
Mackey	55	687	12.5	34	3
Matte	35	496	14.2	88	3
Hawkins	27	469	17.4	54	4
Lorick	22	188	8.6	34	0
Hill	19	156	8.2	33	0
Perkins	16	302	18.9	57	2
Moore	13	153	11.8	37	0
Berry	11	167	15.2	40	1
Orr	3	72	24.0	55	1
Alley	1	11	11.0	11	0
COLTS	265	3561	13.4	88	22
OPPONENTS	221	2678	12.1	80	13

INTERCEPTIONS	NO.	YDS.	AVG.	LG	TD
Volk	6	145	24.2	94	1
Boyd	6	145	24.2	41	1
Lyles	5	59	11.8	36	1
Logan	4	22	5.5	11	0
Shinnick	3	20	6.7	17	0
Haymond	2	33	16.5	33	0
Stukes	2	13	6.5	13	0
Gaubatz	2	10	5.0	5	0
Curtis	1	6	6.0	6	0
Porter	1	0	0.0	0	0
COLTS	32	453	14.2	94	3
OPPONENTS	17	272	16.0	77	2

PUNTING	NO.	YDS.	AVG.	LG	BLK.
Lee	49	2075	42.3	68	0
COLTS	49	2075	42.3	68	0
OPPONENTS	69	2718	39.4	62	1

PUNT RETURNS	NO.	FC	YDS.	AVG.	LG	TD
Haymond	26	4	155	6.0	31	0
Volk	11	5	88	8.0	24	0
Logan	5	1	80	16.0	43	1
COLTS	42	10	323	7.7	43	1
OPPONENTS	21	6	144	6.9	40	0

KICKOFF RETURNS	NO.	YDS.	AVG.	LG	TD
Moore	16	392	24.5	37	0
Haymond	13	326	25.1	48	0
Lorick	8	212	26.5	37	0
Logan	2	17	8.5	10	0
Stukes	1	19	19.0	19	0
Matte	1	14	14.0	14	0
Davis	1	8	8.0	8	0
COLTS	42	988	23.5	48	0
OPPONENTS	65	1483	22.8	99	1

USUAL STARTERS PRO BOWLERS IN BOLDFACE

OFFENSE	DEFENSE
WR Raymond Berry	LDE Roy Hilton,
Roy Perkins	Lou Michaels
LT Bob Vogel	LDT Fred Miller
LG Glenn Ressler	RDT Billy Ray Smith
C Dick Szymanski	RDE Ordell Braase
RG Dan Sullivan	LB Ron Porter,
RT Sam Ball	Mike Curtis
TE John Mackey	MLB Dennis Goubatz
WR Willie Richardson	RLB Don Shinnick
QB John Unitas	LCB Bob Boyd
RB Tom Matte	RCB Lenny Iyles
RB Tony Lorick	LS Jerry Logan
	RS Rick Volk

PASSING	ATT.	COMP.	YDS.	PCT.	AVG./ATT.	TD	TD%	INT.	INT%	LG	SACKED	RATING
Unitas	436	255	3428	58.5	7.86	20	4.6	16	3.7	88	25/198	83.6
Ward	16	9	115	56.3	7.19	2	12.5	1	6.3	21	0/0	92.4
Matte	5	1	18	20.0	3.60	0	0.0	0	0.0	18	0/0	42.1
COLTS	457	265	3561	58.0	7.79	22	4.8	17	3.7	88	25/198	83.4
OPPONENTS	395	221	2678	55.9	6.78	13	3.3	32	8.1	80	36/246	54.1

1968

NFL CHAMPIONS

RECORD: 13-1 COACH: DON SHULA

FIRST - COASTAL DIVISION

HOME: 6-1 AWAY: 7-0

DIV: 6-0 CONF: 10-0 NCONF: 3-1

DATE	RESULTS	OPPONENT	ATTENDANCE
9/15	W 27-10	SAN FRANCISCO	56,864
9/23	W 28-20	@ Allonta	50,428
9/29	W 41-7	@ Pittsburgh	44,480
10/6	W 28-7	CHICAGO	60,238
10/13	W 42-14	@ San Francisco	32,822
10/20	L 20-30	CLEVELAND	60,238
10/27	W 27-10	LOS ANGELES RAMS	60,238
11/2	W 26-0	@ New York Giants	62,973
11/10	W 27-10	@ Detroit	55,170
11/17	W 27-0	ST. LOUIS	60,238
11/24	W 21-9	MINNESOTA	60,238
12/1	W 44-0	ATLANTA	60,238
12/7	W 16-3	@ Green Bay	50,861
12/15	W 28-24	@ Los Angeles Rams	69,397
12/22	W 24-14	MINNESOTA	60,238
12/29	W 34-0	@ Cleveland	80,628
1/12	L 7-16	NEW YORK JETS (at Miami)	75,389

TEAM STATISTICS	COLTS	OPP
TOTAL FIRST DOWNS	258	207
Rushing	110	71
Passing	131	119
Penalty	17	17
TOTAL NET YARDS	4681	3377
Avg. Per Game	334.4	241.2
Total Plays	851	852
Avg. Per Play	5.5	4.0
NET YARDS RUSHING	1809	1339
Avg. Per Game	129.2	95.6
Total Rushes	463	375
NET YARDS PASSING	2872	2038
Avg. Per Game	205.1	145.5
Tackled/Yards Lost	29/222	45/367
Gross Yards	3094	2405
Att./Completions	359/196	432/224
Completion Pct.	54.6	51.9
Had Intercepted	22	29
PUNTS/AVERAGE	49/39.5	78/40.8
PENALTIES/YARDS	75/655	72/799
FUMBLES/BALL LOST	23/12	29/12
TOUCHDOWNS	50	16
Rushing	16	6
Passing	28	9
Defense/Kicking	4/2	1/0

SCORE BY PERIODS	1	2	3	4	TOTAL
COLTS	103	137	62	100	402
OPPONENTS	37	37	20	50	144

SCORING	TDR	TDP	TDRT	PAT	FG	S	TP
Michaels					48-50	18-28	102
Matte	9	1					60
Richardson			8				48
Orr			6				36
Mackey			5				30
Mitchell			4				24
Pearson			2	2			24
Cole			3				18
Brown			2				12
Hill			1				12
Perkins			1				6
Boyd				1			6

PASSING	ATT.	COMP.	YDS.	PCT.	AVG./ATT.	TD	TD%	INT.	INT.%	LG	SACKED	RATING
Morrall	317	182	2909	57.4	9.18	26	8.2	17	5.4	84	24/180	93.2
Unitas	32	11	139	34.4	4.34	2	6.3	4	12.5	37	2/ 15	30.1
Ward	9	3	46	33.3	5.11	0	0.0	1	11.1	22	3/ 27	11.6
Matte	1	0	0	0.0	0.00	0	0.0	0	0.0	0	0/ 0	39.6
COLTS	359	196	3094	54.6	8.62	28	7.8	22	6.1	84	29/222	84.0
OPPONENTS	432	224	2405	51.9	5.57	9	2.1	29	6.7	71t	45/367	47.5

SCORING	TDR	TDP	TDRT	PAT	FG	S	TP
Hilton			1				6
Stukes			1				6
Curtis			1				6
Morrall			1				6
COLTS	16	28	6	48-50	18-28	402	144
OPPONENTS	6	9	1	15-16	11-19	144	

FGS	1-19	20-29	30-39	40-49	50+	TOT.
Michaels	8-9	4-6	6-6	0-5	0-2	18-28
COLTS	8-9	4-6	6-6	0-5	0-2	18-28
OPP.	3-3	3-5	3-4	2-4	0-3	11-19

Michaels: [43,27,43,32] @ [22,19,49] [55] @ [17,33] [17] [10,27] [16,37] [13,27,21] [29] [48,16,35,22] [37,15,15,47] [53]
OPP: [38] [14,24,50] @ [50] [47,11] [19] @ [21,25,50,45] @ [43,36,31] @ [45] [24,30,25]

RUSHING	NO.	YDS.	AVG.	LG	TD
Matte	183	662	3.6	23	9
Cole	104	418	4.0	21	3
Hill	91	360	4.0	21	1
Brown	39	159	4.1	10	2
Mackey	10	103	10.3	33	0
Pearson	19	78	4.1	13	0
Morrall	11	18	1.6	11	1
Lee	3	12	4.0	21	0
Unitas	3	-1	-0.3	5	0
COLTS	463	1809	3.9	33	16
OPPONENTS	375	1339	3.6	59t	6

RECEIVING	NO.	YDS.	AVG.	LG	TD
Matte	45	644	14.3	45	5
Richardson	37	698	18.9	79	8
Orr	29	743	25.6	84	6
Matte	25	275	11.0	50	1
Hill	18	161	8.9	19	1
Perkins	15	227	15.1	29	1
Cole	13	75	5.8	18	0
Mitchell	6	117	19.5	41	4
Brown	4	53	13.3	18	0
Pearson	2	70	35.0	61	2
Hawkins	2	31	15.5	18	0
COLTS	196	3094	15.8	84	28
OPPONENTS	224	2405	10.7	71t	9

INTERCEPTIONS	NO.	YDS.	AVG.	LG	TD
Boyd	8	160	20.0	49	1
Volk	6	154	25.7	90	0
lyles	5	32	6.4	11	0
Logan	3	9	3.0	9	0
Gaubatz	2	15	7.5	13	0
Curtis	2	38	19.0	38	1
Stukes	1	60	60.0	60	1
Hilton	1	13	13.0	13	1
Shinnick	1	2	2.0	2	0
COLTS	29	483	16.7	90	4
OPPONENTS	22	192	8.7	36	1

PUNTING	NO.	YDS.	AVG.	LG	BLK.
Lee	49	1935	39.5	59	1
COLTS	49	1935	39.5	59	1
OPPONENTS	78	3183	40.8	58	0

PUNT RETURNS	NO.	FC	YDS.	AVG.	LG	TD
Volk	25	7	198	7.9	24	0
Brown	16	8	125	7.8	25	0
Logan	1	1	27	27.0	27	0
COLTS	42	16	350	8.3	27	0
OPPONENTS	19	16	62	3.3	14	0

KICKOFF RETURNS	NO.	YDS.	AVG.	LG	TD
Pearson	15	527	35.1	102t	2
Brown	15	298	19.9	29	0
Cole	5	123	24.6	34	0
Matte	1	22	22.0	22	0
Porter	1	19	19.0	19	0
Logan	1	14	14.0	14	0
COLTS	38	1003	26.4	102t	2
OPPONENTS	71	1391	19.6	35	0

USUAL STARTERS

PRO BOWLERS IN BOLDFACE

OFFENSE	DEFENSE
WR Jimmy Orr	LDE Bubba Smith
LT Bob Vogel	LDT Billy Ray Smith
LG Glenn Ressler	RDT Fred Miller
C Bill Curry	RDE Orndell Brasse
RG Dan Sullivan	LLB Mike Curtis
RT Sam Ball	MLB Dennis Gaubatz
TE John Mackey	RLB Don Shinnick
WR Willie Richardson	LCB Bob Boyd
QB Earl Morrall	RCB Lenny Iyles
RB Tom Matte	LS Jerry Logan
RB Jerry Hill	RS Rick Volk

1969

RECORD: 8-5-1 COACH: DON SHULA

SECOND - COASTAL DIVISION

HOME: 4-2-1 AWAY: 4-3

DIV: 3-3 CONF: 5-4-1 NCONF: 3-1

DATE	RESULTS	OPPONENT	ATTENDANCE
9/21	L 20-27	LOS ANGELES RAMS	56,864
9/28	L 14-52	@ Minnesota	47,644
10/ 5	W 21-14	@ Atlanta	57,806
10/13	W 24-20	PHILADELPHIA	56,864
10/19	W 30-10	@ New Orleans	80,636
10/26	L 21-24	SAN FRANCISCO	60,238
11/ 2	W 41-17	WASHINGTON	60,238
11/ 9	W 14- 6	GREEN BAY	60,238
11/16	L 17-20	@ San Francisco	38,472
11/23	W 24-21	@ Chicago	45,455
11/30	W 13- 6	ATLANTA	60,238
12/ 7	T 17-17	DETROIT	60,238
12/13	L 10-27	@ Dallas	63,191
12/21	W 13- 7	@ Los Angeles Rams	73,326

TEAM STATISTICS	COLTS	OPP
TOTAL FIRST DOWNS	255	256
Rushing	99	70
Passing	140	164
Penalty	16	22
TOTAL NET YARDS	4477	4649
Avg. Per Game	319.8	332.1
Total Plays	865	891
Avg. Per Play	5.2	5.2
NET YARDS RUSHING	1490	1400
Avg. Per Game	106.4	100.0
Total Rushes	417	399
NET YARDS PASSING	2987	3249
Avg. Per Game	213.4	232.1
Tackled/Yards Lost	19/156	33/250
Gross Yards	3143	3499
Att./Completions	429/225	459/271
Completion Pct.	52.4	59.0
Had Intercepted	27	15
PUNTS/AVERAGE	57/45.3	69/38.4
PENALTIES/YARDS	62/561	74/848
FUMBLES/BALL LOST	23/12	18/10
TOUCHDOWNS	34	32
Rushing	16	8
Passing	17	20
Defense/Kicking	0/1	4/0

SCORE BY PERIODS	1	2	3	4	TOTAL
COLTS	43	80	80	76	279
OPPONENTS	48	90	76	54	268

SCORING	TDR	TDP	TDR1	PAT	FG	5	TP
Matte	11	2					78
Michaels				33-34	14-31		75
Mitchell							18
Perkins							3
Richardson							3
Cole	2	1					18
Orr							2
Hill							2
Mackey							2
Duncan							1
Havrlik							1
Hinton							1
COLTS	16	17	1	33-34	14-31		279
OPPONENTS	8	20	4	31-32	15-34		268

FGS	1-19	20-29	30-39	40-49	50+	TOT.
Michaels	5-5	3-3	3-9	3-11	0-3	14-31
COLTS	5-5	3-3	3-9	3-11	0-3	14-31
OPP.	6-6	5-5	3-9	1-13	0-1	15-34

Michaels: (15,41) (40) (52) (20,37,32) (33,57,43)
 (37,46) (49,12) (41) (41) (49,48,17) (38,32,13,40)
 (12,53) (24,42) (22,36,39,31)
 OPP.: (29,41,15) (40) (33,43,44) (24,18) (35,33)
 (18,47) (34,50) (14,38,45,35) (46,34,44) ()
 (41,22,32,22) (30,43,34,41,12) (15,27,46) ()

RUSHING	NO.	YDS.	AVG.	LG	TD
Matte	235	909	3.9	26	11
Cole	73	204	2.8	27	2
Hill	49	143	2.9	14	2
Pearson	24	81	3.4	11	0
Havrlik	5	49	9.8	29	1
Dunn	13	45	3.5	11	0
Perkins	3	36	12.0	18	0
Unitas	11	23	2.1	13	0
Mackey	2	3	1.5	7	0
Conjary	1	0	0.0	0	0
Hinton	1	-3	-3.0	-3	0
COLTS	417	1490	3.6	29	16
OPPONENTS	399	1400	3.5	46	8

RECEIVING	NO.	YDS.	AVG.	LG	TD
Richardson	43	646	15.0	39	3
Matte	43	513	11.9	49	2
Mackey	34	443	13.3	52	2
Perkins	28	391	14.0	47	3
Orr	25	474	19.0	47	2
Hinton	13	269	20.7	46	1
Hill	11	44	4.0	12	0
Mitchell	9	199	22.1	51	3
Cole	9	65	7.2	18	1
Dunn	5	30	6.0	10	0
Pearson	4	64	16.0	37	0
Havrlik	1	5	5.0	5	0
COLTS	225	3143	14.0	52	17
OPPONENTS	271	3499	12.9	83	20

INTERCEPTIONS	NO.	YDS.	AVG.	LG	TD
Volk	4	36	9.0	23	0
Maxwell	3	37	12.3	22	0
Grant	3	0	0.0	0	0
Austin	2	10	5.0	10	0
Gaubatz	1	11	11.0	11	0
Stukes	1	6	6.0	6	0
Logan	1	6	6.0	6	0
COLTS	15	106	7.1	23	0
OPPONENTS	27	394	14.6	57	3

PUNTING	NO.	YDS.	AVG.	LG	BLK.
Lee	57	2580	45.3	66	0
COLTS	57	2580	45.3	66	0
OPPONENTS	69	2647	38.4	63	1

PUNT RETURNS	NO.	FC	YDS.	AVG.	LG	TD
Havrlik	13	7	56	4.3	13	0
Volk	10	6	58	5.8	14	0
Logan	8	2	41	5.1	11	0
Pearson	6	0	37	6.2	11	0
COLTS	37	15	192	5.2	14	0
OPPONENTS	35	6	182	5.2	22	0

KICKOFF RETURNS	NO.	YDS.	AVG.	LG	TD
Pearson	31	706	22.8	51	0
Duncan	19	560	29.5	92	1
Hinton	1	24	24.0	24	0
COLTS	51	1290	25.3	92	1
OPPONENTS	55	1135	20.6	42	0

USUAL STARTERS PRO BOWLERS IN BOLDFACE

OFFENSE	DEFENSE
WR Jimmy Orr	LDE Bubba Smith
IT Bob Vogel	LDT Billy Ray Smith
LG Glenn Ressler	RDT Fred Miller
C Bill Curry	RDE Roy Hilton
RT Dan Sullivan	LB Bob Grant
RG Sam Ball	MLB Mike Curtis
TE John Mackey	RLB Ted Hendricks
WR Willie Richardson	LCB Charlie Stukes
QB John Unitas	RCB Tom Maxwell
RB Tom Matte	Lenny Lyles
RB Jerry Hill,	LS Jerry Logan
Terry Cole	RS Rick Volk

PASSING	ATT.	COMP.	YDS.	PCT.	AVG./ATT.	TD	TD%	INT.	INT.%	LG	SACKED	RATING
Unitas	327	178	2342	54.4	7.16	12	3.7	20	6.1	52	12/ 93	64.0
Morrall	99	46	755	46.5	7.63	5	5.1	7	7.1	42	7/ 63	60.0
Matte	3	1	46	33.3	15.33	0	0.0	0	0.0	46	0/ 0	81.9
COLTS	429	225	3143	52.4	7.33	17	4.0	27	6.3	52	19/156	62.8
OPPONENTS	459	271	3499	59.0	7.62	20	4.4	15	3.3	83	33/250	80.5

1970

WORLD CHAMPIONS

RECORD: 11-2-1 COACH: DON McCAFFERTY

FIRST - AFC EASTERN DIVISION

HOME: 5-1-1 AWAY: 6-1

DIV: 6-1-1 CONF: 8-2-1 NCONF: 3-0

DATE	RESULTS	OPPONENT	ATTENDANCE
9/20	W 16-14	@ San Diego	47,782
9/28	L 24-44	KANSAS CITY	53,911
10/ 4	W 14- 6	@ Boston	38,235
10/11	W 24-20	@ Houston	48,050
10/18	W 29-22	@ New York Jets	63,301
10/25	W 27- 3	BOSTON	60,240
11/ 1	W 35- 0	MIAMI	60,240
11/ 9	W 13-10	Green Bay @ Milw.	48,063
11/15	T 17-17	BUFFALO	60,240
11/22	L 17-34	@ Miami	67,699
11/29	W 21-20	CHICAGO	60,240
12/ 6	W 29-10	PHILADELPHIA	60,240
12/13	W 20-14	@ Buffalo	34,346
12/19	W 35-20	NEW YORK JETS	60,240
12/26	W 17- 0	CINCINNATI	51,127
1/ 3	W 27-17	OAKLAND	56,368
1/17	W 16-13	Dallas (at Miami)	79,204

SCORING	TDR	TDP	TDRT	PAT	FG	S	TP
Perkins							6
Grant			1				6
Henricks			1				6
Gardin			1				6
Duncan			1				6
COLTS	9	23	6	36-38	19-34		321
OPPONENTS	6	16	3	25-25	19-35	1	234
FGS	1-19	20-29	30-39	40-49	50+	TOT.	
O'Brien	3- 4	6- 9	4- 9	6-10	0-2	19-34	
COLTS	3- 4	6- 9	4- 9	6-10	0-2	19-34	
OPP.	4- 4	8- 9	2- 5	5-17	0-2	19-37	
O'Brien:	(11, 25, 34, 28)	(26)	(35)	(43, 34, 45)			
	(28, 18, 28, 34)	(12, 48)	(44)	(30, 42, 29)	(28, 37, 18)		
	(38, 23, 42)	(44)	(45, 53, 44, 47, 51)	(32, 38)	(25)		
Opp:	(46)	(28, 17, 48)	(44, 13, 23, 47, 25)				
	(48, 42, 40, 27, 9)	(41, 46, 38, 42)	(15, 46, 47)	(49)			
	(20, 39, 31)	(36, 52)	(43, 46)	(28, 45, 50, 27, 43)	(38)	()	

INTERCEPTIONS	NO.	YDS.	AVG.	LG	TD
Logan	6	92	15.3	33	2
Curtis, M.	5	50	10.0	18	0
Volk	4	61	15.3	31	0
Stukes	3	52	17.3	47	0
Duncan	2	56	28.0	30	0
Grant	2	39	19.5	27	1
Henricks	1	31	31.0	31	0
May	1	18	18.0	18	0
Curtis, T.	1	0	0.0	0	0
Maxwell	0	9	0.0	9	0
COLTS	25	408	16.3	47	3
OPPONENTS	22	283	12.9	45	1

TEAM STATISTICS	COLTS	OPP
TOTAL FIRST DOWNS	242	214
Rushing	70	79
Passing	148	120
Penalty	24	15
TOTAL NET YARDS	4134	3845
Avg. Per Game	295.3	274.6
Total Plays	860	883
Avg. Per Play	4.8	4.4
NET YARDS RUSHING	1336	1439
Avg. Per Game	95.4	102.8
Total Rushes	411	390
NET YARDS PASSING	2798	2406
Avg. Per Game	199.9	171.9
Tackled/Yards Lost	33/289	41/374
Gross Yards	3067	2780
Att./Completions	416/219	452/238
Completion Pct.	52.6	52.7
Had Intercepted	22	25
PUNTS/AVERAGE	63/44.7	78/38.4
PENALTIES/YARDS	71/708	101/1032
FUMBLER/BALL LOST	25/14	14/9
TOUCHDOWNS	38	25
Rushing	9	6
Passing	23	16
Defense/Kicking	3/3	2/1

Rushing	No.	Yds.	Avg.	LG	TD
Bulaich	139	426	3.1	15	3
Nowatzke	73	248	3.4	14	1
Maitland	74	209	2.8	24	1
Havrilak	54	159	2.9	26	0
Hill	36	115	3.2	15	2
Hinton	5	58	11.6	21	2
Jefferson	4	47	11.8	19	0
Matte	12	43	3.6	16	0
Unitas	9	16	1.8	9	0
Morrall	2	6	3.0	5	0
Perkins	2	6	3.0	4	0
Conjar	1	3	3.0	3	0
COLTS	411	1336	3.3	26	9
OPPONENTS	390	1439	3.7	45	6

RECEIVING	NO.	YDS.	AVG.	LG	TD
Hinton	47	733	15.6	40	5
Jefferson	44	749	17.0	55	7
Mackey	28	435	15.5	54	3
Mitchell	20	261	13.1	44	4
Nowatzke	16	93	5.8	17	0
Havrilak	14	141	10.1	33	0
Bulaich	11	123	11.2	20	0
Orr	10	199	19.9	29	2
Perkins	10	194	19.4	41	1
Maitland	9	67	7.4	13	1
Hill	8	62	7.8	13	0
O'Brien	1	28	28.0	28	0
Matte	1	2	2.0	2	0
COLTS	219	3087	14.1	55	23
OPPONENTS	238	2789	11.7	67	16

PUNTING	NO.	YDS.	AVG.	LG	BLK.	
Lee	63	2819	44.7	62	1	
COLTS	63	2819	44.7	62	1	
OPPONENTS	78	2992	38.4	58	1	
PUNT RETURNS	NO.	FC	YDS.	AVG.	LG	TD
Gardin	28	20	330	11.8	80	1
Volk	3	4	15	5.0	6	0
Curtis, T.	3	1	2	0.7	2	0
Logan	2	0	4	2.0	4	0
Havrilak	0	1	0	0.0	0	0
COLTS	36	26	351	9.8	80	1
OPPONENTS	38	9	365	9.4	77	1
KICKOFF RETURNS	NO.	YDS.	AVG.	LG	TD	
Duncan	20	707	35.4	99	1	
Gardin	11	265	24.1	33	0	
Nowatzke	7	93	13.3	21	0	
Havrilak	2	36	18.0	20	0	
Maitland	1	28	28.0	28	0	
Grant	1	21	21.0	21	0	
Jefferson	1	11	11.0	11	0	
Nieswome	1	0	0.0	0	0	
Stukes	1	0	0.0	0	0	
COLTS	45	1161	25.8	99	1	
OPPONENTS	58	1237	21.3	56	0	

USUAL STARTERS

PRO BOWLERS IN BOLDFACE

OFFENSE	DEFENSE
WR Eddie Hinton	LDE Bubba Smith
LT Bob Vogel	LDT Billy Ray Smith
LG Glenn Resler	RDT Fred Miller
C Bill Curry	RDE Ray Hilton
RG John Williams	LB Bob Grant
RT Dan Sullivan	MLB Mike Curtis
TE John Mackey	RCB Ted Hendricks
WR Roy Jefferson	LCS Charlie Stukes
QB John Unitas	RCS Tom Maxwell
RB Norm Bulaich	LS Jerry Logan
RB Jerry Hill,	RS Rick Volk
Tom Nowatzke	

PASSING	ATT.	COMP.	YDS.	PCT.	AVG./ATT.	TD	TD%	INT.	INT.%	LG	SACKED	RATING
Unitas	321	166	2213	51.7	6.89	14	4.4	18	5.6	55	19/158	65.1
Morrall	93	51	792	54.8	8.52	9	9.7	4	4.3	44	14/131	97.6
Havrilak	2	2	82	100.0	41.00	0	0.0	0	0.0	54	0/ 0	118.0
COLTS	416	219	3087	52.6	7.28	23	5.5	22	5.3	55	33/289	73.3
OPPONENTS	452	238	2789	52.7	6.17	16	3.5	25	5.5	67	41/374	60.4

1971

RECORD: 10-4 COACH: DON McCAFFERTY
SECOND - AFC EASTERN DIVISION
HOME: 5-2 AWAY: 5-2
DIV: 6-2 CONF: 8-3 NCONF: 2-1

DATE	RESULTS	OPPONENT	ATTENDANCE
9/19	W 22-0	NEW YORK JETS	56,458
9/26	L 13-14	CLEVELAND	56,837
10/3	W 23-3	@ New England	61,232
10/10	W 43-0	@ Buffalo	46,206
10/17	W 31-7	@ New York Giants	62,860
10/25	L 3-10	@ Minnesota	49,784
10/31	W 34-21	PITTSBURGH	60,238
11/8	W 24-17	LOS ANGELES RAMS	57,722
11/14	W 14-13	@ New York Jets	63,947
11/21	L 14-17	@ Miami	75,312
11/28	W 37-14	@ Oakland	54,689
12/5	W 24-0	BUFFALO	58,476
12/11	W 14-3	MIAMI	60,238
12/19	L 17-21	NEW ENGLAND	57,942
12/26	W 20-3	@ Cleveland	74,082
1/2	L 0-21	@ Miami	78,629

TEAM STATISTICS	COLTS	OPP
TOTAL FIRST DOWNS	242	166
Rushing	123	60
Passing	104	95
Penalty	15	11
TOTAL NET YARDS	4071	2852
Avg. Per Game	290.8	203.7
Total Plays	883	746
Avg. Per Play	4.6	3.8
NET YARDS RUSHING	2149	1113
Avg. Per Game	153.5	79.5
Total Rushes	512	352
NET YARDS PASSING	1922	1739
Avg. Per Game	137.3	124.2
Tackled/Yards Lost	27/230	33/288
Gross Yards	2152	2027
Att./Completions	344/176	361/185
Completion Pct.	51.2	51.2
Had Intercepted	21	28
PUNTS/AVERAGE	62/41.0	88/38.9
PENALTIES/YARDS	57/529	67/687
FUMBLES/BALL LOST	26/11	22/13
TOUCHDOWNS	36	18
Rushing	23	8
Passing	10	9
Defense/Kicking	2/1	1/0

SCORE BY PERIODS	1	2	3	4	TOTAL
COLTS	62	17	78	78	313
OPPONENTS	17	45	27	51	140

SCORING	TDR	TDP	TDRT	PAT	FG	S	TP
O'Brien					35-36	20-29	95
Bulaich	8	2					60
Matte	8						48
Nottingham	5		1				36
Perkins		4					24
Hinton		2					12
McCauley	2						12
Richardson		2					12
Hendricks			1				6
Newsome			1				6
TEAM							12
COLTS	23	10	3	35-36	20-29	1	313
OPPONENTS	8	9	1	17-18	5-18		140

FGS	1-19	20-29	30-39	40-49	50+	TOT.
O'Brien	4-4	7-8	3-4	5-11	1-2	20-29
COLTS	4-4	7-8	3-4	5-11	1-2	20-29
OPP.	1-1	2-4	2-5	0-6	0-2	5-18

O'Brien: **[38,21,21] [27,32] [42,41,50] [42,28]**
[27] [45,40] [20,9,40] [51,48,32] [] [45]
[11,28,45] [40,37,29,13] [] [12,40]
 OPP: [] [44,35] [34,46,46] [49] [35] [32] [] [20,45] [22]
[54,20] [] [22,58] [31,17] [47]

RUSHING	NO.	YDS.	AVG.	LG	TD
Bulaich	152	741	4.9	67	8
Matte	173	607	3.5	26	8
Nottingham	95	388	4.1	36	5
McCauley	58	246	4.2	19	2
Hinton	4	56	14.0	30	0
Perkins	5	35	7.0	18	0
Richardson	2	27	13.5	24	0
McCauley	3	18	6.0	9	0
Morrall	6	13	6.5	16	0
Mitchell	2	9	4.5	13	0
Unitas	9	5	0.6	3	0
Fitnam	2	3	1.5	3	0
Nowatzke	1	1	1.5	1	0
COLTS	512	2149	4.2	67	23
OPPONENTS	352	1113	3.2	27	8

RECEIVING	NO.	YDS.	AVG.	LG	TD
Mitchell, T.	33	402	12.2	35	0
Matte	29	239	8.3	34	0
Hinton	25	436	17.4	33	2
Bulaich	25	229	9.2	30	2
Perkins	24	424	17.7	64	4
Nottingham	15	88	5.9	35	0
Mackay	11	143	13.0	28	0
Richardson	10	173	17.3	49	2
McCauley	3	6	2.0	8	0
Havriliak	1	12	12.0	12	0
COLTS	176	2152	12.2	64	10
OPPONENTS	185	2027	11.0	88	9

INTERCEPTIONS	NO.	YDS.	AVG.	LG	TD
Stukes	8	95	11.9	40	0
Hendricks	5	70	14.0	40	0
Volk	4	36	9.0	21	0
Logan	4	28	7.0	23	0
Curtis	3	44	14.7	31	0
Newsome	2	19	9.5	19	1
May	1	46	46.0	46	0
Nowatzke	1	29	29.0	29	0
COLTS	28	367	13.1	46	1
OPPONENTS	21	220	10.5	60	1

PUNTING	NO.	YDS.	AVG.	LG	BLK.
Lee	62	2542	41.0	76	0
COLTS	62	2542	41.0	76	0
OPPONENTS	88	3422	38.9	61	0

PUNT RETURNS	NO.	FC	YDS.	AVG.	LG	TD
Volk	22	20	118	5.4	18	0
Dunlap	8	2	112	14.0	57	0
Curtis	7	10	15	2.1	10	0
Kern	3	1	19	6.3	7	0
Gardin	2	0	75	37.5	65	0
Logan	1	0	12	12.0	12	0
Duncan	0	1	0	0.0	0	0
COLTS	43	34	351	8.2	65	0
OPPONENTS	40	14	267	6.7	16	0

KICKOFF RETURNS	NO.	YDS.	AVG.	LG	TD
Fitnam	14	330	23.6	37	0
McCauley	8	194	24.5	29	0
Duncan	3	102	34.0	54	0
Dunlap	1	28	28.0	28	0
Logan	1	16	16.0	16	0
Stukes	1	8	8.0	8	0
Nowatzke	1	1	1.0	1	0
Curtis	1	0	0.0	0	0
Matte	1	0	0.0	0	0
Mitchell, T.	1	0	0.0	0	0
COLTS	32	679	21.2	54	0
OPPONENTS	62	1345	21.7	57	0

USUAL STARTERS

PRO BOWLERS IN BOLDFACE

OFFENSE	DEFENSE
WR Eddie Hinton	LDE Bubba Smith
LT Bob Vogel	LDT Billy Newsome
LG Glenn Ressler	RDT Fred Miller
C Bill Curry	RDE Roy Hillon
RG John Williams	ILB Roy May
RT Dan Sullivan	MLB Mike Curtis
TE Tom Mitchell	RLB Ted Hendricks
WR Roy Perkins	LCB Charlie Stukes
QB Earl Morrall	RCB Jim Duncan
RB Tom Matte	LS Jerry Logan
RB Norm Bulaich	RS Rick Volk

PASSING	ATT.	COMP.	YDS.	PCT.	AVG./ATT.	TD	TD%	INT.	INT.%	LG	SACKED	RATING
Unitas	176	92	942	52.3	5.35	3	1.7	9	5.1	35	15/129	52.3
Morrall	167	84	1210	50.3	7.19	7	4.2	12	7.2	64	11/89	58.2
Matte	1	0	0	0.0	0.00	0	0.0	0	0.0	0	1/12	39.6
COLTS	344	176	2152	51.2	6.10	10	2.9	21	6.1	64	27/230	55.0
OPPONENTS	361	185	2027	51.2	5.61	9	2.5	28	7.8	88	33/288	44.2

1973

RECORD: 4-10 COACH: HOWARD SCHNELLENBERGER

FOURTH - AFC EASTERN DIVISION

HOME: 3-4 AWAY: 1-6

DIV: 2-6 CONF: 2-9 NCONF: 2-1

DATE	RESULTS	OPPONENT	ATTENDANCE
9/16	L 14-24	@ Cleveland	74,303
9/23	L 10-34	NEW YORK JETS	55,942
9/30	W 14-10	NEW ORLEANS	52,293
10/ 7	L 16-24	@ New England	57,044
10/14	L 13-31	@ Buffalo	78,875
10/21	W 29-27	@ Detroit	48,058
10/28	L 21-34	OAKLAND	59,008
11/ 4	L 27-31	HOUSTON	52,707
11/11	L 0-44	@ Miami	60,332
11/18	L 14-22	@ Washington	52,675
11/25	L 17-24	BUFFALO	52,250
12/ 2	L 17-20	@ New York Jets	61,009
12/ 9	W 16- 3	MIAMI	58,446
12/16	W 18-13	NEW ENGLAND	52,065

TEAM STATISTICS		COLTS	OPP
TOTAL FIRST DOWNS		218	243
Rushing		121	104
Passing		79	123
Penalty		18	16
3rd Down M/A/Pct		82/203/40.4	67/175/38.3
TOTAL NET YARDS		3506	4488
Avg. Per Game		250.4	320.6
Total Plays		868	847
Avg. Per Play		4.0	5.3
NET YARDS RUSHING		2031	2089
Avg. Per Game		145.1	149.2
Total Rushes		536	491
NET YARDS PASSING		1475	2399
Avg. Per Game		105.4	171.4
Tackled/Yards Lost		32/271	25/200
Gross Yards		1746	2599
Att./Completions		300/137	331/199
Completion Pct.		45.7	60.1
Had Intercepted		25	15
PUNTS/AVERAGE		62/38.7	47/37.4
PENALTIES/YARDS		57/483	69/684
FUMBLES/BALL LOST		18/13	35/22
TOUCHDOWNS		26	39
Rushing		9	15
Passing		14	16
Defense/Kicking		1/2	6/2

SCORE BY PERIODS	1	2	3	4	TOTAL
COLTS	45	34	50	97	226
OPPONENTS	53	108	64	116	341

SCORING	TDR	TDP	TDRT	PAT	FG	S	TP
Hunt					22/24	16/28	70
Speyrer	4	1					30
Doughty	4						24
Mitchell, T.	4						24
Domres	2						12
McCauley	2						12
Mitchell, L.	2						12
Olds	2						12
Hendricks			1				6
Nottingham	1						6
Chester		1					6
White			1				6
Andrews	1						6
COLTS	9	14	3	22-24	16-28		190
OPPONENTS	15	16	8	38-39	23-33		341

FGS	1-19	20-29	30-39	40-49	50+	TOT.
Hunt	6-6	6-8	4-6	0-5	0-3	16-28
COLTS	6-6	6-8	4-6	0-5	0-3	16-28
OPP.	9-10	3-4	8-11	2-5	1-3	23-33

Hunt: (46,33) (17) (27) [38,27,38] (19,22)
 (14,20,29) (22,38,50,36) (52) (49,43,23,27)
 (17,50,46) (19,43) (16,32)
 Opp.: (14) (22,16) (45,17) (40,18) (52) (13,36,35)
 (27,30) (47,38) (13,34,14,38) (35,18,37,42,29)
 (36,25) (30,32,18) (42,10) (52,36)

RUSHING	NO.	YDS.	AVG.	LG	TD
Mitchell, L.	253	963	3.8	36	2
McCauley	144	514	3.6	24	2
Domres	32	126	3.9	14	2
Nottingham	28	118	4.2	20	1
Olds	26	100	3.9	17	2
Doughty	10	96	9.6	30	0
Jones	18	58	3.2	17	0
Ginn	16	47	2.9	8	0
Mildren	2	14	7.0	10	0
Havrlik	2	9	4.5	8	0
Nelson	0	3	0.0	3	0
Chester	1	1	1.0	1	0
Speyrer	1	1	1.0	1	0
Smith	1	-3	-3.0	-3	0
Lee	2	-16	-8.0	0	0
COLTS	536	2031	3.8	36	9
OPPONENTS	491	2089	4.2	78	15

RECEIVING	NO.	YDS.	AVG.	LG	TD
Doughty	25	587	23.5	66	4
Mitchell, T.	25	313	12.5	33	4
McCauley	25	186	7.4	34	0
Chester	18	181	10.1	40	1
Speyrer	17	311	18.3	47	4
Mitchell, L.	17	113	6.7	14	0
Ginn	3	2	0.7	6	0
Nottingham	2	10	5.0	5	0
Olds	2	4	2.0	1	0
Smith	1	37	37.0	37	0
Havrlik	1	9	9.0	9	0
Andrews	1	1	1.0	1	0
COLTS	137	1746	12.7	66	14
OPPONENTS	199	2599	13.1	66	16

INTERCEPTIONS	NO.	YDS.	AVG.	LG	TD
White	4	40	10.0	22	1
Hendricks	3	33	11.0	24	0
Kern	2	22	11.0	22	0
Oldham	2	10	5.0	7	0
Curtis	2	9	4.5	9	0
Kaczmarek	1	2	2.0	2	0
Volk	1	0	0.0	0	0
COLTS	15	116	7.7	24	1
OPPONENTS	25	336	13.4	45	4

PUNTING	NO.	YDS.	AVG.	LG	BLK.
Lee	62	2402	38.7	60	2
COLTS	62	2402	38.7	60	2
OPPONENTS	47	1758	37.4	57	1

PUNT RETURNS	NO.	FC	YDS.	AVG.	LG	TD
Laid	15	6	72	4.8	13	0
Volk	7	7	45	6.4	13	0
Kern	2	0	12	6.0	9	0
COLTS	24	13	129	5.4	13	0
OPPONENTS	28	21	280	10.0	54	0

KICKOFF RETURNS	NO.	YDS.	AVG.	LG	TD
Laid	24	547	22.8	51	0
Speyrer	17	496	29.1	101	1
Ginn	9	198	22.0	29	0
Olds	3	14	4.7	10	0
Volk	2	16	8.0	16	0
White	1	17	17.0	17	0
Nottingham	1	17	17.0	17	0
Andrews	1	13	13.0	13	0
Munsey	1	13	13.0	13	0
McCauley	1	12	12.0	12	0
COLTS	60	1343	22.4	101	1
OPPONENTS	42	950	22.6	60	0

USUAL STARTERS PRO BOWLERS IN BOLDFACE

OFFENSE	DEFENSE
WR Cotton Speyrer	LDE Mike Barnes
LT Tom Drougas	LDT Jim Bailey
LG Glenn Ressler	RDT Joe Ehrmann
C Ken Mendenhall	RDE Joe Schmiesing
RG Elmer Collett	LLB Ted Hendricks
RT Dennis Nelson	MLB Mike Curtis
TE Raymond Chester	RLB Stan White
WR Glenn Doughty	LCB Rex Kern
QB Marty Domres	RCB Nelson Munsey
RB Lydell Mitchell	LS Jack Mildren
RB Don McCauley	RS Rick Volk

PASSING	ATT.	COMP.	YDS.	PCT.	AVG./ATT.	TD	TD%	INT.	INT.%	LG	SACKED	RATING
Domres	191	93	1153	48.7	6.04	9	4.7	13	6.8	66	18/145	55.2
Jones	108	43	539	39.8	4.99	4	3.7	12	11.1	51	14/126	28.8
Speyrer	1	1	54	100.0	54.00	1	100.0	0	0.0	54	0/ 0	158.3
COLTS	300	137	1746	45.7	5.82	14	4.7	25	8.3	66	32/271	45.2
OPPONENTS	331	199	2599	60.1	7.85	16	4.8	15	4.5	66	25/200	82.1

1974

RECORD: 2-12 COACH: HOWARD SCHNELLENBERGER (3), JOE THOMAS (11)

FIFTH - AFC EASTERN DIVISION

HOME: 0-7 AWAY: 2-5

DIV: 1-7 CONF: 1-10 NCONF: 1-2

DATE	RESULTS	OPPONENT	ATTENDANCE	FGS	1-19	20-29	30-39	40-49	50+	TOT.	PUNT RETURNS	NO.	FC	YDS.	AVG.	LG	TD	
9/15	L	0-30	@ Pittsburgh	48,890	Linhart	0-0	8-8	2-5	2-6	0-1	12-20	Berra	16	2	114	7.1	14	0
9/22	L	13-20	GREEN BAY	41,252	COLTS	0-0	8-8	2-5	2-6	0-1	12-20	Laird	11	0	30	2.7	10	0
9/29	L	10-30	@ Philadelphia	64,205	OPP.	1-1	7-8	7-12	1-5	1-1	17-27	Speyrer	8	2	54	6.8	18	0
10/ 6	L	3-42	@ New England	59,502	Linhart: ()	(37,23,47)	(45)	(31,27)	(42)	(37)	(37)	Scott	3	1	31	10.3	14	0
10/13	L	14-27	BUFFALO	42,089	(21,26)	(37,49)	(48,25)	(52)	(26,40,20)	(26)	Rudnick	2	0	23	11.5	12	0	
10/20	W	35-20	@ New York Jets	51,745	OPP.	(31)	(52,39)	(20,38,42)	()	(28,29,33,35)	Volk	1	0	1	1.0	1	0	
10/27	L	7-17	@ Miami	65,868	(23,42,33)	(33,40,18)	(37)	(45)	(33,28)	(20,31)	(27)	Bertuca	1	0	0	0.0	0	0
11/ 3	L	14-24	CINCINNATI	40,037	Linhart: ()	(37,23,47)	(45)	(31,27)	(42)	(37)	(37)	COLTS	42	5	253	6.0	18	0
11/10	L	6-17	DENVER	37,959	(30,37,43,25)	OPPONENTS	46	6	413	9.0	66	0	0	0	0	0	0	0
11/17	W	17-7	@ Atlanta	41,278	RUSHING	NO.	YDS.	AVG.	LG	TD	KICKOFF RETURNS	NO.	YDS.	AVG.	LG	TD		
11/24	L	17-27	NEW ENGLAND	38,971	Mitchell	214	757	3.5	31	5	Speyrer	22	539	24.5	44	0		
12/ 1	L	0-6	@ Buffalo	75,325	Olds	129	475	3.7	34	1	Laird	19	499	26.3	55	0		
12/ 8	L	16-17	MIAMI	43,553	Jones	39	279	7.2	39	4	Berra	13	259	19.9	54	0		
12/15	L	38-45	NEW YORK JETS	38,168	Domres	22	145	6.6	21	2	Orduna	3	68	22.7	24	0		

TEAM STATISTICS

	COLTS	OPP
TOTAL FIRST DOWNS	244	237
Rushing	110	120
Passing	109	101
Penalty	25	16
3rd Down M/A/Pct	98/222/44.1	87/198/43.9
TOTAL NET YARDS	3843	4126
Avg. Per Game	274.5	294.7
Total Plays	924	849
Avg. Per Play	4.2	4.9
NET YARDS RUSHING	1818	1961
Avg. Per Game	129.9	140.1
Total Rushes	450	516
NET YARDS PASSING	2025	2165
Avg. Per Game	144.6	154.6
Tackled/Yards Lost	49/399	21/183
Gross Yards	2424	2348
Att./Completions	425/221	312/180
Completion Pct.	52.0	57.7
Had Intercepted	24	10
PUNTS/AVERAGE	71/37.1	67/38.4
PENALTIES/YARDS	66/587	75/737
FUMBLES/BALL LOST	28/13	25/14
TOUCHDOWNS	22	40
Rushing	13	20
Passing	9	16
Defense/Kicking	0/0	4/0

RECEIVING

	NO.	YDS.	AVG.	LG	TD
Mitchell	72	544	7.6	24	2
Chester	37	461	12.5	45	1
Doughy	24	300	12.5	27	2
Carr	21	405	19.3	57	0
Olds	21	153	7.3	18	2
Scott	18	317	17.6	45	0
McCaulley	17	112	6.6	14	1
Speyrer	9	110	12.2	27	1
Smith	1	14	14.0	14	0
Orduna	1	8	8.0	8	0
COLTS	221	2424	11.0	57	9
OPPONENTS	180	2348	13.0	77	16

INTERCEPTIONS

	NO.	YDS.	AVG.	LG	TD
Curtis	3	24	8.0	11	0
Volk	2	0	0.0	0	0
White	1	40	40.0	40	0
Laird	1	15	15.0	15	0
Dickel	1	5	5.0	5	0
Oldham	1	3	3.0	3	0
Netles	1	0	0.0	0	0
COLTS	10	87	8.7	40	0
OPPONENTS	24	384	16.0	55	3

PUNTING

	NO.	YDS.	AVG.	LG	BLK.
Lee	71	2634	37.1	58	1
COLTS	71	2634	37.1	58	1
OPPONENTS	67	2575	38.4	59	0

SCORE BY PERIODS

	1	2	3	4	TOTAL
COLTS	13	56	48	73	190
OPPONENTS	51	142	62	74	329

SCORING

	TDR	TDP	TDRT	PAT	FG	S	TP
Linhart			22-22	12-20			58
Mitchell	5	2					42
Jones	4						24
Olds	1	2					18
Domres	2						12
Doughy	2						12
Chester	1						6
McCaulley	1						6
Orduna	1						6
Speyrer	1						6
COLTS	13	9	22-22	12-20			190
OPPONENTS	20	16	4	38-40	17-27		329

PASSING

	ATT.	COMP.	YDS.	PCT.	AVG./ATT.	TD	TD%	INT.	INT.%	LG	SACKED	RATING
Domres	153	77	803	50.3	5.25	0	0.0	12	7.8	44	13/ 71	62.4
McCaulley	2	1	11	50.0	5.50	1	50.0	0	0.0	11	0/ 0	106.3
COLTS	425	221	2424	52.0	5.70	9	2.1	24	5.6	57	49/399	52.7
OPPONENTS	312	180	2348	57.7	7.53	16	5.1	10	3.2	77	21/183	85.3

USUAL STARTERS

PRO BOWLERS IN BOLDFACE

	OFFENSE	DEFENSE
WR	Roger Carr	LDE Fred Cook
IT	David Taylor	LDT Jim Bailey
LG	Glenn Ressler	RDT Joe Ehrmann
C	Ken Mendenhall	RDE John Dutton
RG	Elmer Collett	LLB Tom MacLeod
RT	Dennis Nelson	MLB Mike Curtis
TE	Raymond Chester	RIB Stan White
WR	Glenn Doughy	LCB Roy Oldham
QB	Bert Jones	RCE Nelson Munsey
RB	Lydell Mitchell	LS Bruce Laird
RB	Bill Olds	RS Rick Volk

1975

RECORD: 10-4 COACH: TED MARCHBRODA

FIRST - AFC EASTERN DIVISION

HOME: 5-2 AWAY: 5-2

DIV: 6-2 CONF: 8-3 NCONF: 2-1

DATE	RESULTS	OPPONENT	ATTENDANCE
9/21	W 35-7	@ Chicago	51,678
9/28	L 20-31	OAKLAND	41,023
10/ 5	L 13-24	@ Los Angeles Rams	62,491
10/12	L 31-38	BUFFALO	45,791
10/19	L 10-21	@ New England	51,417
10/26	W 45-28	@ New York Jets	55,137
11/ 2	W 21-7	CLEVELAND	37,285
11/ 9	W 42-35	@ Buffalo	77,320
11/16	W 52-19	NEW YORK JETS	54,006
11/23	W 33-17	@ Miami	61,986
11/30	W 28-14	KANSAS CITY	44,151
12/ 7	W 21-0	@ New York Giants	49,863
12/14	W 10-7	MIAMI	OT 60,548
12/21	W 34-21	NEW ENGLAND	50,801
12/27	L 10-28	@ Pittsburgh	59,053

TEAM STATISTICS	COLTS	OPP
TOTAL FIRST DOWNS	266	242
Rushing	131	101
Passing	114	124
Penalty	21	17
3rd Down M/A/Pct	105/217/48.4	84/199/42.2
TOTAL NET YARDS	4498	4173
Avg. Per Game	321.3	298.1
Total Plays	928	905
Avg. Per Play	4.8	4.6
NET YARDS RUSHING	2217	1821
Avg. Per Game	158.4	130.1
Total Rushes	536	453
NET YARDS PASSING	2281	2352
Avg. Per Game	162.9	168.0
Tackled/Yards Lost	38/325	59/496
Gross Yards	2606	2848
Att./Completions	354/211	393/193
Completion Pct.	59.6	49.1
Had Intercepted	8	29
PUNTS/AVERAGE	86/39.6	83/38.6
PENALTIES/YARDS	80/760	79/700
FUMBLES/BALL LOST	18/10	29/12
TOUCHDOWNS	52	36
Rushing	28	17
Passing	19	17
Defense/Kicking	5/0	1/1

SCORE BY PERIODS	1	2	3	4	OT	TOTAL
COLTS	96	130	72	94	3	395
OPPONENTS	34	97	52	86	0	269

SCORING	TDR	TDP	TDRT	PAT	FG	5	TP
Mitchell	11	4					90
Linhart				51-52	10-18		81
McCawley	10	1					66
Doughty		4					24
Olds	2	2					24
Chester			3				18
Jones	3						18
Carr		2					12
Johnson			2				12
Wallace				2			12
Cook				1			6
Domres	1						6
Leaks	1						6

SCORING	TDR	TDP	TDRT	PAT	FG	5	TP
Munsey							1
White							1
Kennedy				1			6
Laird							1
COLTS	28	19	5	51-52	10-18	1	395
OPPONENTS	17	17	2	35-36	6-10	2	269

FGS	1-19	20-29	30-39	40-49	50+	TOT.
Linhart	2-2	0-3	7-10	1-3	0-0	10-18
COLTS	2-2	0-3	7-10	1-3	0-0	10-18
OPP.	0-0	3-3	1-2	2-3	0-2	6-10

Linhart: \emptyset (26,31,37) \emptyset (39,19) (34) (36,46) (37) \emptyset (36) (42) (25) \emptyset (29,31) (19,44,37,31)
 OPP.: \emptyset (29) (27) (44) (52) \emptyset \emptyset \emptyset (45,36) (52,28) \emptyset \emptyset (45,35) \emptyset

RUSHING	NO.	YDS.	AVG.	LG	TD
Mitchell	289	1193	4.1	70	11
Jones	47	321	6.8	36	3
Olds	94	281	3.0	14	2
McCawley	60	196	3.3	18	10
Leaks	41	175	4.3	17	1
Domres	4	46	11.5	20	1
Doughty	1	5	5.0	5	0
COLTS	536	2217	4.1	70	28
OPPONENTS	453	1821	4.0	66	17

RECEIVING	NO.	YDS.	AVG.	LG	TD
Mitchell	60	544	9.1	35f	4
Doughty	39	666	17.1	63	4
Chester	38	457	12.0	32	3
Olds	30	194	6.5	28f	2
Carr	23	517	22.5	90f	2
McCawley	14	93	6.6	32	1
Johnson	4	115	28.8	68f	2
Kennedy	2	15	7.5	12	1
Leaks	1	5	5.0	5	0
COLTS	211	2606	12.4	90f	19
OPPONENTS	193	2848	14.8	91	17

INTERCEPTIONS	NO.	YDS.	AVG.	LG	TD
White	8	135	16.9	32	1
Wallace	4	126	31.5	42f	2
Mumphord	4	58	14.5	28	0
Laird	3	46	15.3	28	0
Munsey	3	36	12.0	30f	1
Oldham	2	23	11.5	13	0
Cheyunski	2	8	4.0	6	0
McLeod	1	50	50.0	50	0
Cook	1	8	8.0	8	0
Curtis	1	3	3.0	3	0
COLTS	29	493	17.0	50	4
OPPONENTS	8	111	13.9	38	0

PUNTING	NO.	YDS.	AVG.	LG	BLK.
Lee	86	3402	39.6	62	1
COLTS	86	3402	39.6	62	1
OPPONENTS	83	3204	38.6	63	3

PUNT RETURNS	NO.	FC	YDS.	AVG.	LG	TD
Stevens	36	8	396	11.0	53	0
Wallace	6	0	43	7.2	14	0
Johnson	0	4	0	0.0	0	0
Oldham	0	3	0	0.0	0	0
COLTS	42	15	439	10.5	53	0
OPPONENTS	51	5	513	10.1	46	0

KICKOFF RETURNS	NO.	YDS.	AVG.	LG	TD
Laird	31	799	25.8	65	0
Stevens	3	71	23.7	31	0
McCawley	4	86	21.5	29	0
Johnson	7	134	19.1	30	0
Kennedy	2	36	18.0	19	0
Pratt	4	64	16.0	22	0
Wallace	1	0	0.0	0	0
COLTS	52	1190	22.9	65	0
OPPONENTS	70	1655	23.6	99f	1

USUAL STARTERS PRO BOWLERS IN BOLDFACE

OFFENSE	DEFENSE
WR Roger Carr	LDE Fred Cook
IT David Taylor	LDT Mike Barnes
LG Robert Pratt	RDT Joe Elzmann
C Ken Mendenhall	RDE John Dutton
RG Elmer Collett	LTB Tom MacLeod
RT George Kuntz	MLB Jim Cheyunski
TE Raymond Chester	RCB Stan White
WR Glenn Doughty	LCB Lloyd Mumphord
QB Bert Jones	RCB Nelson Munsey
RB Lydell Mitchell	LS Bruce Laird
RB Bill Olds	RS Jackie Wallace

PASSING	ATT.	COMP.	YDS.	PCT.	AVG./ATT.	TD	TD%	INT.	INT. %	LG	SACKED	RATING
Jones	344	203	2483	59.0	7.22	18	5.2	8	2.3	90f	38/325	89.1
Domres	10	8	123	80.0	12.30	1	10.0	0	0.0	32	0/0	151.3
COLTS	354	211	2606	59.6	7.36	19	5.4	8	2.3	90f	38/325	90.9
OPPONENTS	393	193	2848	49.1	7.25	17	4.3	29	7.4	91	59/496	56.9

1976

RECORD: 11-3 COACH: TED MARCHIBRODA

FIRST - AFC EASTERN DIVISION

HOME: 6-1 AWAY: 5-2

DIV: 7-1 CONF: 11-1 NCONF: 0-2

DATE	RESULTS	OPPONENT	ATTENDANCE
9/12	W 27-13	@ New England	43,512
9/19	W 28-27	CINCINNATI	50,621
9/26	L 27-30	@ Dallas	64,237
10/ 3	W 42-17	TAMPA BAY	43,105
10/10	W 28-14	MIAMI	60,020
10/17	W 31-13	@ Buffalo	71,009
10/24	W 20- 0	@ New York Jets	49,768
11/ 1	W 38-14	HOUSTON	60,020
11/ 7	W 37-21	@ San Diego	42,827
11/14	L 14-21	NEW ENGLAND	60,020
11/22	W 17-16	@ Miami	62,104
11/28	W 33-16	NEW YORK JETS	46,938
12/ 4	L 17-24	@ St. Louis	48,282
12/12	W 58-20	BUFFALO	53,729
12/19	L 14-40	PITTSBURGH	60,020

TEAM STATISTICS	COLTS	OPP
TOTAL FIRST DOWNS	301	229
Rushing	133	83
Passing	144	126
Penalty	24	20
3rd Down M/A/Pct	109/200/54.5	70/184/38.0
TOTAL NET YARDS	5236	4187
Avg. Per Game	374.0	299.1
Total Rushes	956	866
Avg. Per Play	5.5	4.8
NET YARDS RUSHING	2303	1844
Avg. Per Game	164.5	131.7
Total Rushes	565	438
NET YARDS PASSING	2933	2343
Avg. Per Game	209.5	167.4
Tackled/Yards Lost	30/288	56/461
Gross Yards	3221	2804
Air/Completions	361/215	372/192
Completion Pct.	59.6	51.6
Had Intercepted	10	15
PUNTS/AVERAGE	59/39.7	79/36.9
NET PUNTING AVG.	34.8	31.1
PENALTIES/YARDS	92/786	89/770
FUMBLES/BALL LOST	25/18	32/21
TOUCHDOWNS	51	29
Rushing	26	11
Passing	24	16
Defense/Kicking	1/0	2/0

SCORE BY PERIODS	1	2	3	4	TOTAL
COLTS	72	175	77	93	417
OPPONENTS	46	84	31	85	246

SCORING	TDR	TDP	TDRT	PAT	FG	S	TP
Linhart				49-51	20-27		109
Carr	11						66
McCaughey	9	2					66
Mitchell	5	3					48
Leaks	7						42
Doughty		5					30
Chester		3					18
Jones	2						12
Lee	1						6
Luca			1				6
Stevens	1						6
Troup	1						6
Fernandes						1	2
COLTS	26	24	1	49-51	20-27	1	417
OPPONENTS	11	16	2	27-29	15-20		246

PASSING	ATT.	COMP.	YDS.	PCT.	AVG./ATT.	TD	TD%	INT.	INT.%	LG	SACKED	RATING
Jones	343	207	3104	60.4	9.05	24	7.0	9	2.6	79y	29/284	102.5
Troup	18	8	117	44.4	6.50	0	0.0	1	5.6	32	1/ 4	43.1
COLTS	361	215	3221	59.6	8.92	24	6.6	10	2.8	79y	30/288	99.5
OPPONENTS	372	192	2804	51.6	7.54	16	4.3	15	4.0	67y	56/461	74.0

FGS	1-19	20-29	30-39	40-49	50+	TOT.
Linhart	0-0	9-9	10-11	1-7	0-0	20-27
COLTS	0-0	9-9	10-11	1-7	0-0	20-27
OPP.	1-1	6-6	5-6	2-6	1-1	15-20

Linhart: (28,32) (45) (44,30,24) (32,38) ()
 (21) (24,35) (45,25) (41,39) (40) (27)
 (34,34,44,41,31,38) (22) (24,22,36)
 OPP: (31,27,39) (26,51) (37,18,32) (40) ()
 (32,44) () (44) (41) (48,44) (20) (26) (22) (28,34)

RUSHING	NO.	YDS.	AVG.	LG	TD
Mitchell	289	1200	4.2	43	5
Leaks	118	445	3.8	42	7
McCaughey	69	227	3.3	16	9
Lee	41	220	5.4	69y	1
Jones	38	214	5.6	17	2
Troup	5	-1	-0.2	6t	1
Doughty	3	7	2.3	3	0
Stevens	1	3	3.0	3	1
Lee	1	-12	-12.0	-12	0
COLTS	565	2303	4.1	69y	26
OPPONENTS	438	1844	4.2	54	11

RECEIVING	NO.	YDS.	AVG.	LG	TD
Mitchell	60	555	9.3	40r	3
Carr	43	1112	25.9	79y	11
Doughty	40	628	15.7	41	5
McCaughey	34	347	10.2	44	2
Chester	24	467	19.5	40	3
Leaks	8	43	5.4	10	0
Scott	3	35	11.7	18	0
Kennedy	1	32	32.0	32	0
Thompson	1	11	11.0	11	0
Lee	1	-9	-9.0	-9	0
COLTS	215	3221	15.0	79y	24
OPPONENTS	192	2804	14.6	67y	16

INTERCEPTIONS	NO.	YDS.	AVG.	LG	TD
Wallace	5	105	21.0	41	0
White	3	26	8.7	15	0
Oldham	2	40	20.0	33	0
Luca	2	7	3.5	7	0
Mumphord	1	22	22.0	22	0
Munsey	1	10	10.0	10	0
Cook	1	1	1.0	1	0
COLTS	15	211	14.1	41	0
OPPONENTS	10	146	14.6	31	1

PUNTING	NO.	YDS.	AVG.	TB	IN20	LG	BLK.
Lee	59	2342	39.7	3	21	56	0
COLTS	59	2342	39.7	3	21	56	0
OPPONENTS	79	2914	36.9	7	7	60	0

PUNT RETURNS	NO.	FC	YDS.	AVG.	LG	TD
Stevens	39	9	315	7.9	44	0
Lee	1	0	0	0.0	0	0
Wallace	0	3	0	0.0	0	0
Oldham	0	1	0	0.0	0	0
COLTS	40	13	315	7.9	44	0
OPPONENTS	33	5	231	7.0	49	0

KICKOFF RETURNS	NO.	YDS.	AVG.	LG	TD
Stevens	30	710	23.7	83	0
Laird	7	143	20.4	25	0
Kennedy	4	64	16.0	23	0
Wallace	3	61	20.3	23	0
Lee	3	24	8.0	14	0
Pratt	1	21	21.0	21	0
Scott	1	20	20.0	20	0
McCaughey	1	17	17.0	17	0
Novak	1	12	12.0	12	0
Huff	1	0	0.0	0	0
COLTS	52	1072	20.6	83	0
OPPONENTS	77	1716	22.3	47	0

USUAL STARTERS PRO BOWLERS IN BOLDFACE

OFFENSE	DEFENSE
WR Roger Carr	LDE Fred Cook
LT David Taylor	LDT Mike Barnes
LG Robert Pratt	RDE Joe Ehrmann
C Ken Mendenhall	RDT John Dutton
RG Elmer Collett	LIB Derrel Luce
RT George Kunz	MLB Jim Cheysynski
TE Raymond Chester	RLB Stan White
WR Glenn Doughty	LCB Lloyd Mumphord
QB Bert Jones	KCB Nelson Munsey
RB Lydell Mitchell	Roy Oldham
RB Roosevelt Leaks	SS Bruce Laird
	FS Jackie Wallace
	K Toni Linhart

1977

RECORD: 10-4 COACH: TED MARCHIBRODA

FIRST - AFC EASTERN DIVISION

HOME: 6-1 AWAY: 4-3

DIV: 6-2 CONF: 9-3 NCONF: 1-1

DATE	RESULTS	OPPONENT	ATTENDANCE
9/18	W 29-14	@ Seattle	58,991
9/25	W 20-12	@ New York Jets	43,439
10/2	W 17-14	BUFFALO	49,247
10/9	W 45-28	MIAMI	57,829
10/16	W 17-6	@ Kansas City	63,076
10/23	L 3-17	@ New England	60,958
10/30	W 31-21	PITTSBURGH	60,763
11/7	W 10-3	WASHINGTON	60,763
11/13	W 31-13	@ Buffalo	39,444
11/20	W 33-12	NEW YORK JETS	52,014
11/27	L 13-27	@ Denver	74,939
12/5	L 6-17	@ Miami	68,977
12/11	L 10-13	DETROIT	45,124
12/18	W 30-24	NEW ENGLAND	60,763
12/24	L 31-37	OAKLAND	20T 60,763

TEAM STATISTICS	COLTS	OPP
TOTAL FIRST DOWNS	269	210
Rushing	111	78
Passing	136	116
Penalty	22	16
3rd Down M/A/Pct	104/221/47.1	72/190/37.9
TOTAL NET YARDS	4588	3988
Avg. Per Game	327.7	284.9
Total Plays	987	852
Avg. Per Play	4.6	4.7
NET YARDS RUSHING	2123	1798
Avg. Per Game	151.6	128.4
Total Rushes	566	423
NET YARDS PASSING	2465	2190
Avg. Per Game	176.1	156.4
Tackled/Yards Lost	26/221	47/359
Gross Yards	2686	2549
Att./Completions	395/224	382/181
Completion Pct.	56.7	47.4
Had Intercepted	12	30
PUNTS/AVERAGE	84/37.4	81/36.2
NET PUNTING AVG.	29.5	31.5
PENALTIES/YARDS	77/620	78/618
FUMBLES/BALL LOST	24/14	27/17
TOUCHDOWNS	35	27
Rushing	17	11
Passing	17	10
Defense/Kicking	1/0	3/3
TIME OF POSSESSION	31:53	28:07

SCORE BY PERIODS	1	2	3	4	TOTAL
COLTS	66	85	85	59	295
OPPONENTS	41	74	33	73	221

SCORING	TDR	TDP	TDRT	PAT	FG	S	TP
Linhart					32/35	17/26	83
McCaulley	6	2					48
Mitchell	3	4					42
Doughty		4					24
Leaks	3	1					24
Chester		3					18
Lee	3						18
Jones	2						12
Scott		2					12
Carr	1						6
Pratt			1				2
Netles							1
COLTS	17	17	1	32-35	17-26		1 295
OPPONENTS	11	10	6	24-27	11-21		1 221

FGS	1-19	20-29	30-39	40-49	50+	TOT.
Linhart	0-0	5-8	5-7	7-10	0-1	17/26
COLTS	0-0	5-8	5-7	7-10	0-1	17-26
OPP.	1-2	6-8	2-3	2-7	0-1	11-21

Linhart: [45,38,42] || [45,44] [41] [44] [40] [24,29] [26,29] [22,30] [30,31,52] [40,43] [32,27] [27,31] [38,28,45]
 OPP.: [19] [25] || [44,35] [41] [18] || [40] [45,42,26,45] [24,52,22] || [27,29,44] [25,29,37] [30]

RUSHING	NO.	YDS.	AVG.	LG	TD
Mitchell	301	1159	3.9	64t	3
Lee	84	346	4.1	30	3
Leaks	59	237	4.0	39	3
McCaulley	83	234	2.8	16	6
Jones	28	146	5.2	22	2
Doughty	2	11	5.5	16	0
Lee	2	2	1.0	0	0
Troup	7	8	1.1	7	0
COLTS	566	2123	3.8	64t	17
OPPONENTS	423	1798	4.3	77t	11

RECEIVING	NO.	YDS.	AVG.	LG	TD
Mitchell	71	620	8.7	38	4
McCaulley	51	495	9.7	34t	2
Chester	31	556	17.9	78t	3
Doughty	28	435	15.5	57	4
Scott	18	267	14.8	33	2
Carr	11	199	18.1	45	1
Lee	10	60	6.0	15	0
Leaks	3	39	13.0	26t	1
Thompson, R.	1	15	15.0	15	0
COLTS	224	2686	12.0	78t	17
OPPONENTS	181	2549	14.1	68	10

INTERCEPTIONS	NO.	YDS.	AVG.	LG	TD
Blackwood	10	163	16.3	37	0
White	7	84	12.0	19	0
Laird	3	56	18.7	22	0
Thompson, N.	3	39	13.0	20	0
Munsey	3	25	8.3	14	0
MacLeod	2	37	18.5	33	0
Netles	1	30	30.0	30	0
Simonini	1	0	0.0	0	0
COLTS	30	434	14.5	37	0
OPPONENTS	12	298	24.8	73t	1

PUNTING	NO.	YDS.	AVG.	TB	IN20	LG	BLK.
Lee	82	3142	38.3	9	19	59	2
COLTS	84	3142	37.4	9	19	59	2
OPPONENTS	81	2933	36.2	3	7	73	0

PUNT RETURNS	NO.	FC	YDS.	AVG.	LG	TD
Stevens	34	6	301	8.9	24	0
Blackwood	7	5	22	3.1	10	0
Oldham	1	3	0	0.0	0	0
COLTS	42	14	323	7.7	24	0
OPPONENTS	44	5	481	10.9	73t	1

KICKOFF RETURNS	NO.	YDS.	AVG.	LG	TD
Laird	24	541	22.5	35	0
Stevens	11	216	19.6	37	0
McCaulley	5	67	13.4	20	0
Blackwood	1	24	24.0	24	0
Huff	1	15	15.0	15	0
Johnson	1	15	15.0	15	0
Griggs	1	12	12.0	12	0
Kennedy	1	9	9.0	9	0
Shiver	1	7	7.0	7	0
Griffin	1	6	6.0	6	0
Doughty	1	0	0.0	0	0
COLTS	48	912	19.0	37	0
OPPONENTS	60	1514	25.2	101t	2

USUAL STARTERS

PRO BOWLERS IN BOLDFACE

OFFENSE	DEFENSE
WR Freddie Scott	LDE Fred Cook
LT David Taylor	LDT Mike Barnes
IG Robert Pratt	RDT Joe Ehrmann
C Ken Mendenhall	RDE John Dutton
RG Ken Huff	MLB Ed MacLeod
RT George Kunz	LB Ed Simonini
TE Raymond Chester	RLB Stan White
WR Glenn Doughty	LCB Norm Thompson
QB Bert Jones	RCB Nelson Munsey
RB Lydell Mitchell	SS Bruce Laird
RB Roosevelt Leaks	FS Lyle Blackwood
	K TONI LINHART

PASSING	ATT.	COMP.	YDS.	PCT.	AVG./ATT.	TD	TD%	INT.	INT.%	LG	SACKED	RATING
Jones	393	224	2686	57.0	6.83	17	4.3	11	2.8	78t	26/221	80.8
Troup	2	0	0	0.0	0.00	0	0.0	1	50.0	0	0/0	0.0
COLTS	395	224	2686	56.7	6.80	17	4.3	12	3.0	78t	26/221	79.4
OPPONENTS	382	181	2549	47.4	6.67	10	2.6	30	7.9	68	47/359	45.4

1978

RECORD: 5-11 COACH: TED MARCHIBRODA

FIFTH - AFC EASTERN DIVISION

HOME: 2-6 AWAY: 3-5

DIV: 1-7 CONF: 3-9 NCONF: 2-2

DATE	RESULTS	OPPONENT	ATTENDANCE
9/ 4	L 0-38	@ Dallas	65,053
9/10	L 0-42	MIAMI	47,730
9/18	W 34-27	@ New England	57,284
9/24	L 17-24	@ Buffalo	55,270
10/ 1	L 14-17	PHILADELPHIA	50,314
10/ 8	W 30-17	@ St. Louis	47,479
10/15	L 10-33	NEW YORK JETS	48,136
10/22	W 7- 6	DENVER	58,857
10/29	L 8-26	@ Miami	53,254
11/ 6	W 21-17	WASHINGTON	60,762
11/12	W 17-14	@ Seattle	61,905
11/19	L 24-45	CLEVELAND	49,570
11/26	L 14-35	NEW ENGLAND	49,404
12/ 3	L 16-24	@ New York Jets	50,248
12/ 9	L 13-35	@ Pittsburgh	41,597
12/17	L 14-21	BUFFALO	40,420

SCORING	TDR	TDP	TDRT	PAT	FG	S	TP
Luca			1				6
Siani		1					6
Burke						1	2
COLTS	9	17	5	27-31	8-17	1	239
OPPONENTS	21	29	4	53-54	14-24	1	421

FGS	1-19	20-29	30-39	40-49	50+	TOT.
Linhart	0	5	5	2	7	1-5 0-0 8-17
COLTS	0-0	5-5	2-7	1-5	0-0	8-17
OPP.	1-2	7-8	3-5	3-7	0-2	14-24

RUSHING	NO.	YDS.	AVG.	LG	TD
Washington	240	956	4.0	29	0
Lee	81	374	4.6	24	1
Leaks	83	266	3.2	11	2
Hardeman	48	244	5.1	46	0
McCawley	44	107	2.4	10	5
Jones	9	38	4.2	14	0
Kirkland	8	35	4.4	18	0
Troup	18	25	1.4	10	1
Doughty	1	-1	-1.0	-1	0
COLTS	532	2044	3.8	46	9
OPPONENTS	662	3010	4.5	63	21

RECEIVING	NO.	YDS.	AVG.	LG	TD
Washington	45	377	8.4	33	1
McCawley	34	296	8.7	21	0
Carr	30	629	21.0	78t	6
Doughty	25	390	15.6	46	3
Alston	18	210	11.7	23t	2
Lee	13	109	8.4	24	1
McCall	11	160	14.5	34	1
Hardeman	10	88	8.8	19	0
Leaks	9	111	12.3	27	2
Siani	6	151	25.2	49	1
Johnson	1	22	22.0	22	0
COLTS	202	2543	12.6	78t	17
OPPONENTS	191	3125	16.4	91t	29

INTERCEPTIONS	NO.	YDS.	AVG.	LG	TD
Thompson	6	52	8.7	31	0
Blackwood	4	146	36.5	79t	2
Simonini	2	4	2.0	3	0
Mumphord	2	20	10.0	19	0
Luca	1	15	15.0	15	0
Whila	1	12	12.0	12	0
Nettles	1	0	0.0	0	0
COLTS	17	249	14.6	79t	2
OPPONENTS	30	529	17.6	53t	3

PUNTING	NO.	YDS.	AVG.	TB	IN20	LG	BLK.
Lee	92	3513	38.2	9	17	67	2
COLTS	94	3513	37.4	9	17	67	2
OPPONENTS	80	2859	35.7	7	16	79	2

PUNT RETURNS	NO.	FC	YDS.	AVG.	LG	TD
Johnson	25	10	143	5.7	17	0
Washington	7	6	37	5.3	17	0
Burke	1	0	0	0.0	0	0
McCall	1	0	37	37.0	37	0
Blackwood	1	2	2	2.0	2	0
COLTS	35	18	219	6.3	37	0
OPPONENTS	53	10	460	8.7	37	0

KICKOFF RETURNS	NO.	YDS.	AVG.	LG	TD
Johnson	41	927	22.6	57	0
Washington	19	499	26.3	90t	1
McCawley	7	150	21.4	31	0
Hardeman	3	36	12.0	15	0
Blackwood	1	18	18.0	18	0
Morrison	1	6	6.0	6	0
Burke	1	2	2.0	2	0
Van Dyne	1	0	0.0	0	0
O'Dell	0	10	0.0	10	0
COLTS	74	1648	22.3	90t	1
OPPONENTS	52	1271	24.4	102t	1

USUAL STARTERS

OFFENSE	DEFENSE
WR Roger Carr	IDE Fred Cook
LT Wade Griffin	LDT Mike Barnes
LG Robert Pratt	RDT Joe Eltrmann
C Ken Mendenhall	RDE John Dutton
RG Ken Huff	ILB Tom MacLeod
RT Bob Van Dyne	MLB Ed Simonini
TE Mack Alston	RIB Stan White
WR Glenn Doughty	LCB Norm Thompson
QB Bill Troup	RCB Doug Nettles
RB Joe Washington	SS Bruce Laird
RB Roosevelt Leaks	FS lyle Blackwood

TEAM STATISTICS	COLTS	OPP
TOTAL FIRST DOWNS	249	291
Rushing	95	153
Passing	124	119
Penalty	30	19
3rd Down H/A/Pct	74/203/36.5	119/241/49.4
TOTAL NET YARDS	4107	5911
Avg. Per Game	256.7	369.4
Total Plays	964	1049
Avg. Per Play	4.3	5.6
NET YARDS RUSHING	2044	3010
Avg. Per Game	127.8	188.1
Total Rushes	532	662
NET YARDS PASSING	2063	2901
Avg. Per Game	129.1	181.3
Tackled/Yards Lost	49/480	30/224
Grass Yards	2543	3125
Att./Completions	383/202	357/191
Completion Pct.	52.7	53.5
Had Intercepted	30	17
PUNTS/AVERAGE	94/37.4	80/35.7
NET PUNTING AVG.	30.6	31.6
PENALTIES/YARDS	90/771	114/1006
FUMBLES/BALL LOST	38/17	36/20
TOUCHDOWNS	31	54
Rushing	9	21
Passing	17	29
Defense/Kicking	4/1	3/1
TIME OF POSSESSION	28:32	31:28

SCORE BY PERIODS	1	2	3	4	TOTAL
COLTS	31	96	42	70	239
OPPONENTS	90	155	70	106	421

SCORING	TDR	TDP	TDRT	PAT	FG	S	TP
Linhart				27-31	8-17		51
Carr		6					36
McCawley	5						30
Leaks	2	2					24
Doughty	3						18
McCall	1	1					12
Washington	1	1					12
Alston	2						12
Blackwood			2				12
Lee	1	1					12
Troup	1						6

PASSING	ATT.	COMP.	YDS.	PCT.	AVG./ATT.	TD	TD%	INT.	INT.%	LG	SACKED	RATING
Troup	296	154	1882	52.0	6.36	10	3.4	21	7.1	67t	32/340	53.6
Kirkland	41	19	211	46.3	5.15	1	2.4	8	19.5	34	11/ 78	30.7
Jones	42	27	370	64.3	8.81	4	9.5	1	2.4	78t	6/ 62	114.2
Washington	4	2	80	50.0	20.00	2	50.0	0	0.0	54t	0/ 0	135.4
COLTS	383	202	2543	52.7	6.64	17	4.4	30	7.8	78t	49/480	55.9
OPPONENTS	357	191	3125	53.5	8.75	29	8.1	17	4.8	91t	30/224	90.4

1979

RECORD: 5-11 COACH: TED MARCHIBRODA
FIFTH - AFC EASTERN DIVISION
HOME: 3-5 AWAY: 2-6
DIV: 3-5 CONF: 4-10 NCONF: 1-1

DATE	RESULTS	OPPONENT	ATTENDANCE
9/ 2	L 0-14	@ Kansas City	50,943
9/ 9	L 26-29	TAMPA BAY	OT 39,756
9/16	L 10-13	@ Cleveland	73,889
9/23	L 13-17	@ Pittsburgh	49,483
9/30	L 13-31	BUFFALO	37,927
10/ 7	W 10- 8	NEW YORK JETS	37,789
10/14	L 16-28	HOUSTON	50,990
10/21	W 14-13	@ Buffalo	51,599
10/28	W 31-26	NEW ENGLAND	47,402
11/ 4	W 38-28	CINCINNATI	41,299
11/11	L 0-19	@ Miami	58,226
11/18	L 21-50	@ New England	61,297
11/25	L 24-28	MIAMI	45,862
12/ 2	L 17-30	@ New York Jets	60,372
12/ 9	L 7-10	KANSAS CITY	37,226
12/16	W 31- 7	@ New York Giants	76,671

TEAM STATISTICS		COLTS	OPP
TOTAL FIRST DOWNS			
Rushing		97	106
Passing		158	130
Penalty		36	29
3rd Down M/A/Pct	106/257/41.2	84/217/38.7	
TOTAL NET YARDS			
		4846	5074
Avg. Per Game		302.9	317.1
Total Plays			
		1117	1009
Avg. Per Play		4.3	5.0
NET YARDS RUSHING			
		1674	2306
Avg. Per Game		104.6	144.1
Total Rushes		515	559
NET YARDS PASSING			
		3172	2768
Avg. Per Game		198.3	173.0
Tackled/Yards Lost	52/403	39/312	
Crushed Yards		3575	3080
Att./Completions	550/313	411/203	
Completion Pct.		56.9	49.4
Had Intercepted		19	23
PUNTS/AVERAGE	101/36.2	95/40.0	
NET PUNTING AVG.		32.3	33.5
PENALTIES/YARDS	137/1239	112/1014	
FUMBLES/BALL LOST	36/21	25/16	
TOUCHDOWNS			
Rushing		33	42
Passing		12	15
Defense/Kicking		18	23
Defense/Kicking		1/2	1/3
TIME OF POSSESSION		30:38	29:22

SCORE BY PERIODS	1	2	3	4	TOTAL
COLTS	111	30	55	75	271
OPPONENTS	57	128	88	75	351

SCORING	TDR	TDP	TDRT	PAT	FG	S	TP
Mike-Moyer					28-29	11-20	61
Washington	4	3					42
McCaulley	3	3					36
Hardeman	3	1					24
McCall		4					24
Brazier			2				12
Doughy			2				12
Linhart				3-4	3-8		12
Siani			2				12
Alston			1				6
DeRoo			1				6
Carr			1				6

SCORING	TDR	TDP	TDRT	PAT	FG	S	TP
Jones							6
Leaks			1				6
Glasgow							6
COLTS	12	18	3	31-33	14-28		27
OPPONENTS	15	23	4	37-42	20-28	1	351

FGS	1-9	20-29	30-39	40-49	50+	TOT.
Mike-Moyer	0-0	5-7	4-5	2-8	0-0	11-20
Linhart	0-1	2-3	1-3	0-1	0-0	3-8
COLTS	0-1	7-10	5-8	2-9	0-0	14-28
OPP.	1-1	7-8	6-8	6-10	0-1	20-28

RUSHING	NO.	YDS.	AVG.	LG	TD
Washington	242	884	3.7	26	4
Hardeman	109	292	2.7	16	3
McCaulley	59	168	2.8	13	3
Leaks	49	145	3.0	17	1
Landry	31	115	3.7	17	0
Garry	13	41	3.2	14	0
Jones	10	40	4.0	25	1
White	1	3	3.0	3	0
Dils	1	-14	-14.0	-14	0
COLTS	515	1674	3.3	26	12
OPPONENTS	559	2306	4.1	75	15

RECEIVING	NO.	YDS.	AVG.	LG	TD
Washington	82	750	9.2	43	3
McCaulley	55	575	10.5	35	3
McCall	37	536	14.5	36	4
Doughy	34	510	14.6	54	2
Carr	27	400	14.8	37	1
Hardeman	25	115	4.6	14	1
Siani	15	214	14.3	31	2
Leaks	14	119	8.5	15	0
Alston	10	114	11.4	26	1
Burke	6	151	25.2	59	0
DeRoo	4	82	20.5	67	1
Garry	3	9	3.0	12	0
COLTS	313	3575	11.4	67	18
OPPONENTS	203	3080	15.2	74	23

INTERCEPTIONS	NO.	YDS.	AVG.	LG	TD
Shiver	4	85	21.3	52	0
Blackwood	4	63	15.8	27	0
Brazier	4	49	12.3	31	1
Laird	3	101	33.7	68	0
Thompson	2	38	19.0	26	0
Nettles	2	30	15.0	30	0
Harrison	2	6	3.0	6	0
White	1	11	11.0	11	0
Glasgow	1	-1	-1.0	-1	0
COLTS	23	382	16.6	68	1
OPPONENTS	19	321	16.9	57	1

PUNTING	NO.	YDS.	AVG.	TB	IN20	LG	BLK.
Dils	99	3657	36.9	5	21	53	2
COLTS	101	3657	36.2	5	21	53	2
OPPONENTS	95	3798	40.0	11	11	62	1

PUNT RETURNS	NO.	FC	YDS.	AVG.	LG	TD
Glasgow	44	11	352	8.0	75	1
Blackwood	4	-1	-1	-0.3	2	0
Laird	1	0	40	40.0	40	0
COLTS	49	12	391	8.0	75	1
OPPONENTS	43	24	296	6.9	80	1

KICKOFF RETURNS	NO.	YDS.	AVG.	LG	TD
Glasgow	50	1126	22.5	58	0
Garry	8	135	16.9	24	0
Laird	3	34	11.3	16	0
Blackwood	3	41	13.7	19	0
McCaulley	2	29	14.5	17	0
Hart	1	16	16.0	16	0
Van Dyne	1	12	12.0	12	0
Griffin	1	8	8.0	8	0
Washington	1	1	1.0	1	0
COLTS	70	1402	20.0	58	0
OPPONENTS	57	1067	18.7	43	0

USUAL STARTERS

PRO BOWLERS IN BOLDFACE

OFFENSE	DEFENSE
WR Roger Carr	LDE Fred Cook
LT Wade Griffin	LDT Mike Barnes
LG Robert Pratt	RDT Herb Orvis
C Ken Mendenhall	RDE Ron Fernandes
RG Ken Huff	LLB Sanders Shiver
RT Jeff Hart	MLB Ed Simonini
TE Reese McCall	RLB Stan White
WR Glenn Doughy	LCB Doug Nettles
QB Greg Landry	RCB Larry Brazier
RB Joe Washington	SS Bruce Laird
RB Don Hardeman	FS Lyle Blackwood

PASSING	ATT.	COMP.	YDS.	PCT.	AVG./ATT.	TD	TD%	INT.	INT.%	LG	SACKED	RATING
Landry	457	270	2932	59.1	6.42	15	3.3	15	3.3	67	42/326	75.3
Jones	92	43	643	46.7	6.99	3	3.3	3	3.3	24	10/77	67.4
Washington	1	0	0	0.0	0.00	0	0.0	1	100.0	0	0/0	0.0
COLTS	550	313	3575	56.9	6.50	18	3.3	19	3.5	67	52/403	73.1
OPPONENTS	411	203	3080	49.4	7.49	23	5.6	23	5.6	74	39/312	69.8

1980

RECORD: 7-9 COACH: MIKE McCORMACK

FOURTH - AFC EASTERN DIVISION

HOME: 2-6 AWAY: 5-3

DIV: 5-3 CONF: 6-8 W-L NCONF: 1-1

DATE	RESULTS	OPPONENT	ATTENDANCE
9/7	W 17-14	@ New York Jets	54,932
9/14	L 17-20	PITTSBURGH	57,340
9/21	L 16-21	@ Houston	50,815
9/28	W 35-21	NEW YORK JETS	35,533
10/5	W 30-17	@ Miami	55,212
10/12	W 17-12	@ Buffalo	74,853
10/19	L 21-37	NEW ENGLAND	55,346
10/26	L 10-17	ST. LOUIS	36,305
11/2	W 31-24	@ Kansas City	56,112
11/9	L 27-28	CLEVELAND	48,304
11/16	W 10-9	@ Detroit	80,638
11/23	L 21-47	@ New England	61,297
11/30	W 28-24	BUFFALO	39,880
12/7	L 33-34	@ Cincinnati	43,991
12/14	L 14-24	MIAMI	30,564
12/21	L 28-38	KANSAS CITY	29,936

TEAM STATISTICS		COLTS	OPP
TOTAL FIRST DOWNS			
Rushing		327	338
Passing		128	140
Penalty		174	164
3rd Down M/A/Pct	106/223/47.5	100/213/46.9	
TOTAL NET YARDS			
Avg. Per Game		325.4	346.6
Total Plays		1056	1080
Avg. Per Play		4.9	5.1
NET YARDS RUSHING			
Avg. Per Game		2078	2210
Total Rushes		129.9	138.1
NET YARDS PASSING			
Avg. Per Game		195.5	208.5
Tackled/Yards Lost		36/281	30/240
Gross Yards		3409	3576
Att./Completions		493/272	476/260
Completion Pct.		55.2	54.6
Had Intercepted		24	17
PUNTS/AVERAGE			
		84/38.1	72/39.7
NET PUNTING AVG.			
		32.7	34.1
PENALTIES/YARDS			
		104/914	98/775
FUMBLES/BALL LOST			
		23/13	32/17
TOUCHDOWNS			
Rushing		46	47
Passing		20	20
Defense/Kicking		25	21
TIME OF POSSESSION		1/0	4/2
		28:29	31:31

SCORE BY PERIODS	1	2	3	4	TOTAL
COLTS	55	115	80	105	355
OPPONENTS	93	112	85	97	387

SCORING	TDR	TDP	TDR/T	PAT	FG	S	TP
Mike-Mayer				43-46	12-23		79
Dickey	11	2					78
Carr		5					30
McCall		5					30
McCaulley	1	4					30
Washington	1	3					24
Burke		3					18
Butler		2					12
Franklin		2					12
Jones		2					12
Sims		2					12

PASSING	ATT.	COMP.	YDS.	PCT.	AVG./ATT.	TD	TD%	INT.	INT.%	LG	SACKED	RATING
Jones	446	248	3134	55.6	7.03	23	5.2	21	4.7	47	34/262	75.5
Landry	47	24	275	51.1	5.85	2	4.3	3	6.4	32	2/ 19	56.1
COLTS	493	272	3409	55.2	6.91	25	5.1	24	4.9	47	36/281	73.5
OPPONENTS	476	260	3576	54.6	7.51	21	4.4	17	3.6	77	30/240	78.9

SCORING	TDR	TDP	TDR/T	PAT	FG	S	TP
Landry	1						6
Siani		1					6
Shiver			1				6
COLTS	20	25	1	43-46	12-23		355
OPPONENTS	20	21	6	45-47	20-30		387
FGS							
1-9	20-29	30-39	40-49	50+	TOT.		
Mike-Mayer	0-0	5-6	3-8	4-7	0-2	12-23	
COLTS	0-0	5-6	3-8	4-7	0-2	12-23	
OPP.	0-0	10-10	6-10	4-9	0-1	20-30	
Mike-Mayer: [50,46] [23,46,20] [30,23,29] [45]							
[21,35,49] [35] [50,35] [21] [39] [43] [39] [41,37]							
[43] [32]							
OPP.: [32] [25,29] [4] [55,24,48] [49,20] [27,29,37]							
[47,30] [27,47] [38,47,24,46,44]							
[22,35] [35,40,47] [32,21] [34] [32,39]							

RUSHING	NO.	YDS.	AVG.	LG	TD
Dickey	176	800	4.5	51t	11
Washington	144	502	3.5	17	1
Franklin	83	264	3.2	21	2
Sims	54	186	3.4	13	2
Jones	27	175	6.5	19	2
McCaulley	35	133	3.8	12	1
Landry	7	26	3.7	14	1
Carr	1	-8	-8.0	-8	0
COLTS	527	2078	3.9	51t	20
OPPONENTS	574	2210	3.9	27	20

RECEIVING	NO.	YDS.	AVG.	LG	TD
Carr	61	924	15.1	43	5
Washington	51	494	9.7	33	3
Butler	34	574	16.9	42	4
McCaulley	34	313	9.2	19	2
Dickey	25	204	8.2	32	2
McCall	18	322	17.9	47	5
Burke	14	185	13.2	19t	3
Franklin	14	112	8.0	16	0
Siani	9	174	19.3	38t	1
Sims	9	64	7.1	13	0
DeRoos	2	34	17.0	18	0
Garry	1	9	9.0	9	0
COLTS	272	3409	12.5	47	25
OPPONENTS	260	3576	13.8	77	21

INTERCEPTIONS	NO.	YDS.	AVG.	LG	TD
Laird	5	71	14.2	18	0
Glasgow	4	65	16.3	29	0
Brazier	2	87	43.5	60	0
Anderson	2	35	17.5	18	0
Shiver	1	34	34.0	34t	1
Woods	1	13	13.0	13	0
Ehrmann	1	5	5.0	5	0
Blockwood	1	0	0.0	0	0
COLTS	17	310	18.2	60	1
OPPONENTS	24	378	15.8	44	1

PUNTING	NO.	YDS.	AVG.	TB	IN20	LG	BLK.
Brogg	82	3203	39.1	5	22	59	2
COLTS	84	3203	38.1	5	22	59	2
OPPONENTS	72	2860	39.7	11	12	66	0

PUNT RETURNS	NO.	FC	YDS.	AVG.	LG	TD
Glasgow	23	15	187	8.1	20	0
Anderson	3	0	1	0.3	1	0
COLTS	26	15	188	7.2	20	0
OPPONENTS	49	13	357	7.3	56	1

KICKOFF RETURNS	NO.	YDS.	AVG.	LG	TD
Glasgow	33	743	22.5	44	0
Anderson	20	386	19.3	35	0
Dickey	4	86	21.5	28	0
Garry	3	55	18.3	24	0
Blockwood	2	41	20.5	25	0
McCaulley	1	18	18.0	18	0
LaPointe	1	18	18.0	18	0
Hart	1	17	17.0	17	0
Sims	1	10	10.0	10	0
Foale	1	9	9.0	9	0
COLTS	67	1383	20.6	44	0
OPPONENTS	54	1062	19.7	98t	1

USUAL STARTERS

OFFENSE		DEFENSE	
WR	Roger Carr	LDE	Fred Cook
LT	Wade Griffin	LDT	Mike Barnes
LG	Robert Pratt	RDT	Herb Orvis
C	Ken Mendenhall	RDE	Mike Ozdowski
RG	Ken Huff	ILB	Sanders Shiver
RT	Jeff Hart	MLB	Ed Simonini
TE	Reese McCall	RLB	Mike Woods
WR	Ray Butler	LCB	Derrick Hatchett
QB	Bert Jones	RCB	Larry Brazier
RB	Joe Washington	SS	Bruce Laird
RB	Cleveland Franklin	FS	Nesby Glasgow

1981

RECORD: 2-14 COACH: MIKE MCCORMACK
FOURTH - AFC EASTERN DIVISION
HOME: 1-7 AWAY: 1-7
DIV: 2-6 CONF: 2-10 NCONF: 0-4

DATE	RESULTS	OPPONENT	ATTENDANCE
9/ 6	W 29-28	@ New England	49,977
9/13	L 3-35	BUFFALO	45,772
9/20	L 10-28	@ Denver	74,804
9/27	L 28-31	MIAMI	42,452
10/ 4	L 17-23	@ Buffalo	77,811
10/11	L 19-41	CINCINNATI	35,881
10/18	L 14-43	SAN DIEGO	48,679
10/25	L 28-42	@ Cleveland	78,986
11/ 1	L 10-27	@ Miami	46,061
11/ 8	L 14-41	NEW YORK JETS	36,373
11/15	L 13-38	@ Philadelphia	72,200
11/22	L 24-35	ST. LOUIS	32,782
11/29	L 0-25	@ New York Jets	53,593
12/ 6	L 13-37	DALLAS	60,586
12/13	L 14-38	@ Washington	55,045
12/20	W 23-21	NEW ENGLAND	34,127

TEAM STATISTICS	COLTS	OPP
TOTAL FIRST DOWNS	274	406
Rushing	95	162
Passing	158	214
Penalty	21	30
3rd Down M/A/Pct	66/198/33.3	107/208/51.4
TOTAL NET YARDS	4908	6793
Avg. Per Game	306.8	424.6
Total Plays	957	1111
Avg. Per Play	5.1	6.1
NET YARDS RUSHING	1850	2665
Avg. Per Game	115.6	166.6
Total Rushes	441	607
NET YARDS PASSING	3058	4128
Avg. Per Game	191.1	258.0
Tackled/Yards Lost	37/321	13/100
Gross Yards	3379	4228
Att./Completions	479/265	491/301
Completion Pct.	55.3	61.3
Had Intercepted	23	16
PUNTS/AVERAGE	78/39.4	48/37.9
NET PUNTING AVG.	33.7	32.1
PENALTIES/YARDS	106/913	101/776
FUMBLES/BALL LOST	27/14	28/14
TOUCHDOWNS	33	68
Rushing	11	30
Passing	21	37
Defense/Kicking	1/0	1/0
TIME OF POSSESSION	26:28	33:32

SCORE BY PERIODS	1	2	3	4	TOTAL
COLTS	63	52	75	69	259
OPPONENTS	121	186	105	121	533

SCORING	TDR	TDP	TDR/T	PAT	FG	S	TP
Dickey	7	3					60
Wood				29-33	10-18		59
Butler	9						54
McMillan	3	1					24
Carr	3						18
McCall	2						12
McCawley	2						12
Landry			1				6
Dixon			1				6
Franklin	1						6
Taylor							1
COLTS	11	21	1	29-33	10-18	1	259
OPPONENTS	30	37	1	65-68	20-31		533

FGS	1-19	20-29	30-39	40-49	50+	TOT.
Wood	2-2	2-3	3-5	3-7	0-1	10-18
COLTS	2-2	2-3	3-5	3-7	0-1	10-18
OPP.	0-0	6-7	9-11	5-12	0-1	20-31

Wood: **(48,19,35) (22) (21) (32) (19,51) (46,28,30) (44) (44) (43,40) (39) (30,46)**
 OPP.: **(50,39) (49) (36) (27) (43,34,44,45) (38,24) (30) (37,22,27,26,48) (42,35,31) (32) (32) (32) (32)**

RUSHING	NO.	YDS.	AVG.	LG	TD
Dickey	164	779	4.8	67	7
McMillan	149	597	4.0	42	3
Dixon	73	285	3.9	41	0
Jones	20	85	4.3	17	0
Franklin	21	52	2.5	8	1
McCawley	10	37	3.7	8	0
Landry	1	11	11.0	11	0
Garrett	2	4	2.0	3	0
Anderson	1	0	0.0	0	0
COLTS	441	1850	4.2	67	11
OPPONENTS	607	2665	4.4	59	30

RECEIVING	NO.	YDS.	AVG.	LG	TD
McMillan	50	466	9.3	31	1
Butler	46	832	18.1	67	9
Carr	38	584	15.4	43	3
Dickey	37	419	11.3	50	3
McCawley	36	347	9.6	31	2
McCall	21	314	15.0	65	2
Dixon	17	169	9.9	41	1
Burke	10	153	15.3	24	0
Franklin	6	39	6.5	10	0
Sherwin	2	19	9.5	11	0
DeRoo	1	38	38.0	38	0
Huff	1	-1	-1.0	-1	0
COLTS	265	3379	12.8	67	21
OPPONENTS	301	4228	14.0	75	37

INTERCEPTIONS	NO.	YDS.	AVG.	LG	TD
Brazier	3	35	11.7	27	0
Laird	3	59	19.7	24	0
Glasgow	2	35	17.5	31	0
Smith	2	11	5.5	8	0
Hatchett	2	8	4.0	8	0
Anderson	1	49	49.0	49	0
Krauss	1	10	10.0	10	0
Green	1	3	3.0	3	0
Pickney	1	0	0.0	0	0
COLTS	16	210	13.1	49	0
OPPONENTS	23	281	12.2	44	1

PUNTING	NO.	YDS.	AVG.	TB	IN20	LG	BLK.
Garrett	78	3071	39.4	2	11	57	0
COLTS	78	3071	39.4	2	11	57	0
OPPONENTS	48	1817	37.9	11	13	54	2

PUNT RETURNS	NO.	FC	YDS.	AVG.	LG	TD
Shula	10	7	50	5.0	11	0
Anderson	2	0	6	3.0	6	0
COLTS	12	7	56	4.7	11	0
OPPONENTS	44	10	402	9.1	46	0

KICKOFF RETURNS	NO.	YDS.	AVG.	LG	TD
Dixon	36	737	20.5	46	0
Williams	20	399	20.0	35	0
Anderson	20	393	19.7	30	0
Shula	5	65	13.0	16	0
Glasgow	1	35	35.0	35	0
Sims	1	22	22.0	22	0
Foote	1	0	0.0	0	0
COLTS	84	1651	19.7	46	0
OPPONENTS	43	864	20.1	34	0

USUAL STARTERS

OFFENSE	DEFENSE
WR Roger Carr	LDE Donnell Thompson
LT Wade Griffin	LDT Herb Orvis
LG Robert Pratt	RDE Mike Ozwowski
C Roy Donaldson	MLB Sanders Shiver
RG Ken Huff	MLB Joe Federspiel
RT Jeff Hart	MLB Barry Krauss
TE Reese McCall	LCB Derrick Hatchett
WR Roy Butler	RCB Larry Brazier
QB Bert Jones	SS Bruce Laird
RB Curtis Dickey	FS Nesby Glasgow
RB Randy McMillan	

PASSING	ATT.	COMP.	YDS.	PCT.	AVG./ATT.	TD	TD%	INT.	INT.%	LG	SACKED	RATING
Jones	426	244	3094	57.3	7.26	21	4.9	20	4.7	67	31/263	76.8
Landry	29	14	195	48.3	6.72	0	0.0	1	3.4	24	5/ 50	56.7
Humm	24	7	90	29.2	3.75	0	0.0	2	8.3	20	1/ 8	25.4
COLTS	479	265	3379	55.3	7.05	21	4.4	23	4.8	67	37/321	72.2
OPPONENTS	491	301	4228	61.3	8.61	37	7.5	16	3.3	75	13/100	100.2

1982

RECORD: 0-8-1 COACH: FRANK KUSH
FOURTEENTH - AMERICAN FOOTBALL CONFERENCE
HOME: 0-3-1 AWAY: 0-5
DIV: 0-5 CONF: 0-7 NCONF: 0-1-1

DATE	RESULTS	OPPONENT	ATTENDANCE
9/12	L 13-24	NEW ENGLAND	39,055
9/19	L 20-24	@ Miami	51,999
9/26		NEW YORK JETS	Cancelled
10/ 3		@ Detroit	Cancelled
10/10		BUFFALO	Cancelled
10/17		@ Cleveland	Cancelled
10/24		MIAMI Postponed to 1/2/83	
10/31		TAMPA BAY	Cancelled
11/ 7		@ New England	Cancelled
11/14		OAKLAND	Cancelled
11/21	L 0-37	@ New York Jets	46,970
11/28	L 0-20	@ Buffalo	33,985
12/ 5	L 17-20	CINCINNATI	23,598
12/12	L 10-13	@ Minnesota	53,981
12/19	T 20-20	GREEN BAY	25,920
12/26	L 26-44	@ San Diego	49,711
1/ 2 L 7-34		MIAMI	19,073

TEAM STATISTICS		COLTS	OPP
TOTAL FIRST DOWNS			
Rushing		152	197
Passing		62	87
Penalty		80	89
		10	21
3rd Down M/A/Pct	50/124/40.3	52/119/43.7	
4th Down M/A/Pct	10/17/58.8	2/5/40.0	
TOTAL NET YARDS		2483	3296
Avg. Per Game		275.9	366.2
Total Plays		596	605
Avg. Per Play		4.2	5.4
NET YARDS RUSHING		1044	1473
Avg. Per Game		116.0	163.7
Total Rushes		293	348
NET YARDS PASSING		1439	1823
Avg. Per Game		159.9	202.6
Tackled/Yards Lost		20/174	11/97
Gross Yards		1613	1920
Att./Completions		283/142	246/138
Completion Pct.		50.2	56.1
Had Intercepted		10	5
PUNTS/AVERAGE		46/44.4	41/39.9
NET PUNTING AVG.		34.3	35.5
PENALTIES/YARDS		52/433	59/466
FUMBLES/BALL LOST		24/11	11/5
TOUCHDOWNS		12	28
Rushing		4	10
Passing		6	18
Defense/Kicking		1/1	0/0
TIME OF POSSESSION		28:38	31:22

SCORE BY PERIODS	1	2	3	4	TOTAL
COLTS	13	40	23	37	113
OPPONENTS	54	77	68	37	236

SCORING	TDR	TDP	TDRT	PAT	FG	S	TP
Wood				6-6	6-10		24
Miller				5-5	4-8		17
Butler							12
Bouza	2						12
Krauss							6
Pagel	1						6
Beach		1					6
Burroughs			1				6
McMillan							6
Dickey	1						6

PASSING	ATT.	COMP.	YDS.	PCT.	AVG./ATT.	TD	TD%	INT.	INT.%	LG	SACKED	RATING
Pagel	221	111	1281	50.2	5.80	5	2.3	7	3.2	53t	16/129	62.4
Schlichter	37	17	197	45.9	5.32	0	0.0	2	5.4	24	3/ 35	40.0
Humm	23	13	130	56.5	5.65	0	0.0	1	4.3	18	1/ 10	55.0
Wood	1	1	5	100.0	5.00	1	100.0	0	0.0	5	-0/ 0	127.1
Stark	1	0	0	0.0	0.00	0	0.0	0	0.0	0	0/ 0	39.6
COLTS	283	142	1613	50.2	5.70	6	2.1	10	3.5	53t	20/174	60.0
OPPONENTS	246	138	1920	56.1	7.80	18	7.3	5	2.0	55	11/ 97	97.3

SCORING	TDR	TDP	TDRT	PAT	FG	S	TP
Sherwin				1			6
Dixon	1						6
COLTS	4	6	2	11	10-18	113	
OPPONENTS	10	18	26	28-44	14-19	236	

FGS	1-19	20-29	30-39	40-49	50+	TOT.
Wood	0-0	0-1	3-5	2-3	1-1	6-10
Miller	0-0	1-1	0-3	2-3	1-1	4-8
COLTS	0-0	1-2	3-8	4-6	2-2	10-18
OPP.	1-1	5-5	2-3	6-9	0-1	14-19

Wood: (49,37,30) (51, 48) (32) (33,40) (39,25) (0) (0);
 Miller: (0) (0) (0) (0) (23,40,44) (46,58) (37,36,34)
 OPP: (24) (29) (43,37,19) (47,34,41) (40,40,23,40)
 (40,25,47) (45,53) (34,25)

RUSHING	NO.	YDS.	AVG.	LG	TD
McMillan	101	305	3.0	13	1
Dixon	58	249	4.3	32	1
Dickey	66	232	3.5	25	1
Franklin	43	152	3.5	18	0
Pagel	19	82	4.3	32	1
Butler	3	10	3.3	10	0
Stark	1	8	8.0	8	0
Wright	1	3	3.0	3	0
Schlichter	1	3	3.0	3	0
COLTS	293	1044	3.6	32	4
OPPONENTS	348	1473	4.2	54	10

RECEIVING	NO.	YDS.	AVG.	LG	TD
Bouza	22	287	13.0	34	2
Sherwin	21	280	13.3	33	0
Dickey	21	228	10.9	34	0
Dixon	20	185	9.3	24	0
Butler	17	268	15.8	53t	2
McMillan	15	90	6.0	17	0
Franklin	9	61	6.8	15	0
Henry	7	110	15.7	23	0
Beach	4	45	11.3	17	1
Smith	2	36	18.0	23	0
McCall	2	6	3.0	4	0
Wright	1	12	12.0	12	0
Krauss	1	5	5.0	5t	1
COLTS	142	1613	11.4	53t	6
OPPONENTS	138	1920	13.9	55	18

INTERCEPTIONS	NO.	YDS.	AVG.	LG	TD
Anderson, K.	2	25	12.5	25	0
Burroughs	1	94	94.0	94t	1
Bracelin	1	31	31.0	31	0
Hatchett	1	0	0.0	0	0
COLTS	5	150	30.0	94t	1
OPPONENTS	10	129	12.9	26	0

PUNTING	NO.	YDS.	AVG.	TB	IN20	LG	BLK.
Stark	46	2044	44.4	12	8	60	0
COLTS	46	2044	44.4	12	8	60	0
OPPONENTS	41	1634	39.9	5	13	67	0

PUNT RETURNS	NO.	FC	YDS.	AVG.	LG	TD
Anderson, L	8	3	54	6.8	28	0
Glasgow	4	5	24	6.0	8	0
Bouza	2	5	0	0.0	0	0
COLTS	14	13	78	5.6	28	0
OPPONENTS	26	4	226	8.7	29	0

KICKOFF RETURNS	NO.	YDS.	AVG.	LG	TD
Anderson, L	27	517	19.7	33	0
Dixon	11	197	17.9	27	0
Bouza	3	31	10.3	12	0
Franklin	1	8	8.0	8	0
COLTS	42	753	17.9	33	0
OPPONENTS	25	538	21.5	30	0

SACKS: Colts 11.0; Opponents 20.0; Wisniewski 2.5-18; Krauss 2-28; Bracelin 2-13; Thompson 1.5-11; Cooks 1-9; Delaney 1-9; Hunter 1-9

USUAL STARTERS

OFFENSE		DEFENSE	
WR	Matt Bouza	LDE	Donnell Thompson
LT	John Sinnott	NT	Leo Wisniewski
LG	Terry Crouch	RDE	Fletcher Jenkins
C	Ray Donaldson	LOLB	Sanders Shiver
RG	Ken Huff	ILB	Jahnie Cooks
RT	Jeff Hart	RLB	Barry Krauss
TE	Tim Sherwin	ROLB	Greg Bracelin
WR	Roy Butler	LCB	James Burroughs
QB	Mike Pagel	RCB	Derrick Hatchett
RB	Curtis Dickey	SS	Larry Anderson
RB	Randy McMillan	FS	Nesby Glasgow

1988

RECORD: 9-7 COACH: RON MEYER

SECOND - AFC EASTERN DIVISION

HOME: 6-2 AWAY: 3-5

DIV: 5-3 CONF: 7-5 NCONF: 2-2

Sellout

DATE	RESULTS	OPPONENT	ATTENDANCE
9/ 4	L 14-17	HOUSTON	OT 57,251
9/11	L 13-17	CHICAGO	*60,503
9/19	L 17-23	@ Cleveland	75,148
9/25	W 15-13	MIAMI	*59,638
10/ 2	L 17-21	@ New England	58,050
10/ 9	L 23-34	@ Buffalo	76,018
10/16	W 35-31	TAMPA BAY	53,135
10/23	W 16- 0	@ San Diego	37,322
10/31	W 55-23	DENVER	*60,544
11/ 6	W 38-14	NEW YORK JETS	59,233
11/13	W 20-13	@ Green Bay	53,492
11/20	L 3-12	@ Minnesota	58,342
11/27	W 24-21	NEW ENGLAND	58,157
12/ 4	W 31-28	@ Miami	45,236
12/10	L 16-34	@ New York Jets	46,284
12/18	W 17-14	BUFFALO	*59,908

TEAM STATISTICS

	COLTS	OPP
TOTAL FIRST DOWNS	311	315
Rushing	153	109
Passing	130	184
Penalty	28	22
3rd Dwn. M/A/Pct.	64/186/34.4	88/204/43.1
4th Dwn. M/A/Pct.	11/20/55.0	9/16/56.3
TOTAL NET YARDS	4870	5296
Avg. Per Game	304.4	331.0
Total Plays	982	1016
Avg. Per Play	5.0	5.2
NET YARDS RUSHING	2249	1694
Avg. Per Game	140.6	105.9
Total Rushes	545	447
NET YARDS PASSING	2621	3602
Avg. Per Game	163.8	225.1
Tackled/Yards Lost	34/244	30/201
Gross Yards	2865	3803
Att./Completions	403/222	539/321
Completion Pct.	55.1	59.6
Had Intercepted	22	15
PUNTS/AVERAGE	64/43.5	68/39.4
NET PUNTING AVG.	34.5	33.6
PENALTIES/YARDS	89/657	118/965
FUMBLES/BALL LOST	20/8	32/20
TOUCHDOWNS	40	38
Rushing	23	14
Passing	15	21
Defense/Kicking	1/1	1/2
TIME OF POSSESSION	30:19	29:41

SCORE BY PERIODS	1	2	3	4	OT	TOTAL
COLTS	77	135	61	81	0	354
OPPONENTS	55	88	48	121	3	315

SCORING	TDR	TDP	TDRT	PAT	FG	S	TP
Biasucci				39-40	25-32		114
Dickerson	14	1					90
Verdin		4	1				30
Bozza	4						24
Benfley	2	1					18
Brooks		3					18
Chandler	3						18
Boyer		2					12
Turner		2					12
Daniel			1				6

PASSING	ATT.	COMP.	YDS.	PCT.	AVG./ATT.	TD	TD%	INT.	INT.%	LG	SACKED	RATING
Chandler	233	129	1619	55.4	6.95	8	3.4	12	5.2	54	18/128	67.2
Hogeboom	131	76	996	58.0	7.60	7	5.3	7	5.3	58	12/ 88	77.7
Trudeau	34	14	158	41.2	4.65	0	0.0	3	8.8	48	2/ 13	19.0
Turner	4	3	92	75.0	23.00	0	0.0	0	0.0	37	2/ 15	116.7
Benfley	1	0	0	0.0	0.00	0	0.0	0	0.0	0	0/ 0	39.6
COLTS	403	222	2865	55.1	7.11	15	3.7	22	5.5	58	34/244	67.3
OPPONENTS	539	321	3803	59.6	7.06	21	3.9	15	2.8	58	30/201	82.5

SCORING	TDR	TDP	TDRT	PAT	FG	S	TP
Hogeboom	1						6
Wansley	1						6
COLTS	23	15	2	39-40	25-32		354
OPPONENTS	14	21	3	36-38	17-25		315

FGS	1-19	20-29	30-39	40-49	50+	TOT.
Biasucci	0- 0	8- 8	5- 6	6-10	6-8	25-32
COLTS	0- 0	8- 8	5- 6	6-10	6-8	25-32
OPP.	1- 1	7- 9	4- 6	5- 7	0-2	17-25

Biasucci	[57]	[38,53]	[30]	[50,34,41,51,51,25]		
[20]	[31,49,40,22]	[]	[20,44,51]	[31,39,27]		
[48,51]	[20,25]	[44,42]	[28]	[47]	[45]	[52,48]
OPP:	[47,26,35]	[40,37]	[21,29,40]	[]	[31]	
[52,45,19]	[39]	[]	[27]	[51]	[22,20]	[25,26,30,49]
[43,27]	[]	[35,46]	[]			

PUNT RETURNS	NO.	FC	YDS.	AVG.	LG	TD
Verdin	22	7	239	10.9	73	1
Brooks	3	0	15	5.0	8	0
Prior	1	5	0	0.0	0	0
COLTS	26	12	254	9.8	73	1
OPPONENTS	37	3	418	11.3	59	1

KICKOFF RETURNS	NO.	YDS.	AVG.	LG	TD
Benfley	39	775	19.9	40	0
Verdin	7	145	20.7	32	0
Banks	4	56	14.0	20	0
Beach	1	35	35.0	35	0
Wright	1	22	22.0	22	0
COLTS	52	1033	19.9	40	0
OPPONENTS	67	1480	22.1	95	1

SACKS: Colts 30.0; Opponents 34.0; Hand 5-34; Bickett 3.5-24; Thompson 3-30; Alston 3-22; Johnson 3-16; Darby 2-15; Armstrong 2-8; Odom 2-7; TEAM 2-16; Swoope 1-10; Herrod 1-9; Prior 1-6; Tullis 1-0; Wright .5-4

USUAL STARTERS

PRO BOWLERS IN BOLDFACE

OFFENSE	DEFENSE
WR Bill Brooks	LDE Donnell Thompson
LT Chris Hinton	NT Joe Klecko
LG Randy Dixon	RDE Jan Hand
C Ray Donaldson	LOLB O'Brien Alston
RG Ben Uhl	LILB Freddie Young
RT Joel Patten	RILB Barry Kraus
TE Pat Beach	RILB Duane Bickett
WR Clarence Verdin	LCB Willie Tullis,
QB Chris Chandler	Chris Goode
RB Eric Dickerson	RCB Eugene Daniel
HB Mark Boyer	SS Freddie Robinson
	FS Mike Prior

RECEIVING	NO.	YDS.	AVG.	LG	TD
Brooks	54	867	16.1	53	3
Dickerson	36	377	10.5	50	1
Boyer	27	256	9.5	24	2
Benfley	26	252	9.7	21	1
Beach	26	235	9.0	23	0
Bozza	25	342	13.7	28	4
Verdin	20	437	21.9	54	4
Bellini	5	64	12.8	25	0
Baldinger	1	37	37.0	37	0
Hinton	1	1	1.0	1	0
Donaldson	1	-3	-3.0	-3	0
COLTS	222	2865	12.9	58	15
OPPONENTS	321	3803	11.8	58	21

INTERCEPTIONS	NO.	YDS.	AVG.	LG	TD
Tullis	4	36	9.0	20	0
Prior	3	46	15.3	23	0
Bickett	3	7	2.3	7	0
Goode	2	53	26.5	35	0
Daniel	2	44	22.0	41	1
Kraus	1	3	3.0	3	0
COLTS	15	189	12.6	41	1
OPPONENTS	22	291	13.2	44	1

PUNTING	NO.	YDS.	AVG.	TB	INT20	LG	BLK.
Stark	64	2784	43.5	8	15	65	0
COLTS	64	2784	43.5	8	15	65	0
OPPONENTS	68	2677	39.4	7	25	74	0

1989

RECORD: 8-8 COACH: RON MEYER

SECOND - AFC EASTERN DIVISION

HOME: 6-2 AWAY: 2-6

DIV: 4-4 CONF: 7-5 NCONF: 1-3

*Sellout

Table with columns: DATE, RESULTS, OPPONENT, ATTENDANCE. Lists game results and attendance figures for the season.

Table with columns: TEAM STATISTICS, COLTS, OPP. Lists various team statistics such as first downs, net yards, and touchdowns.

Table with columns: SCORE BY PERIODS, 1, 2, 3, 4, OT, TOTAL. Shows the score by quarter and total for Colts and Opponents.

Table with columns: SCORING, TDR, TDP, TDRT, PAT, FG, S, TP. Lists individual scoring statistics for key players.

Table with columns: SCORING, TDR, TDP, TDRT, PAT, FG, S, TP. Summary statistics for the Colts and Opponents.

Table with columns: FGS, COLTS, OPP, Biasucci, OPP. Lists field goal statistics and key player data.

Table with columns: RUSHING, NO., YDS., AVG., LG, TD. Rushing statistics for Colts and Opponents.

Table with columns: RECEIVING, NO., YDS., AVG., LG, TD. Receiving statistics for Colts and Opponents.

Table with columns: INTERCEPTIONS, NO., YDS., AVG., LG, TD. Interception statistics for Colts and Opponents.

Table with columns: PUNTING, NO., YDS., AVG., TB, IN20, LG, BLK. Punting statistics for Colts and Opponents.

Table with columns: PUNT RETURNS, NO., FC, YDS., AVG., LG, TD. Punt return statistics for Colts and Opponents.

Table with columns: KICKOFF RETURNS, NO., YDS., AVG., LG, TD. Kickoff return statistics for Colts and Opponents.

SACKS: Colts 46.0; Opponents 28.0; Hand 10-85; Johnson 8.5-72.5; Bickett 8-66; Thompson 7-68; Young 2-18; Herrod 2-14; McDonald 2-13; Larson 1-15; TEAM 1-14; Armstrong 1-8; Banks 1-4; Plummer 1-4; Alton 1-1; Clancy .5-1.5

USUAL STARTERS PRO BOWLERS IN BOLDFACE

Table with columns: OFFENSE, DEFENSE. Lists usual starters and pro bowlers for the Colts.

Table with columns: PASSING, ATT., COMP., YDS., PCT., AVG./ATT., TD, TD%, INT., INT.%, LG, SACKED, RATING. Comprehensive passing statistics for all players.

ALLTIME SERIES RECORDS

(HOME GAMES IN BLUE; PLAYOFF GAMES IN ITALICS; *OT;
RECORDS DENOTE THE RESPECTIVE WON-LOSS MARKS OF EACH TEAM ENTERING THE GAME)

COLTS vs. ARIZONA
 Points-Allowed: 260-210

 Record: 6-6
 Home: 196-149

 Home: 5-4
 Away: 64-61

 Away: 1-2
 Colts Longest Series Streaks: Won 3, Lost 4

DATE	RECORDS COLTS OP	RESULTS	DATE	RECORDS COLTS OP	RESULTS	DATE	RECORDS COLTS OP	RESULTS
11/19/61	4-5 4-5	16-0 W	12/ 4/76	10-2 8-4	17-24 L	9/16/84	1-1 1-1	33-34 L
10/12/64	3-1 3-0-1	47-27 W	10/ 8/78	1-4 0-5	30-17 W	12/ 2/90	5-6 3-8	17-20 L
11/17/68	8-1 5-3-1	27-0 W	10/26/80	4-3 2-5	10-17 L	12/20/92	7-7 4-10	16-13 W
9/17/72	0-0 0-0	3-10 L	11/22/81	1-10 4-7	24-35 L	9/ 1/96	0-0 0-0	20-13 W

STADIUMS: Memorial 3-3 Hoosier/RCA 2-1 Busch Memorial 1-1 Sun Devil 0-1
CARDINALS: Chicago 1953-59; St. Louis 1960-87; Arizona 1988-present

COLTS vs. ATLANTA
 Points-Allowed: 332-179

 Record: 11-1
 Home: 149-73

 Home: 5-0
 Away: 183-106

 Away: 6-1
 Colts Longest Series Streaks: Won 10, Lost 1

DATE	RECORDS COLTS OP	RESULTS	DATE	RECORDS COLTS OP	RESULTS	DATE	RECORDS COLTS OP	RESULTS
11/13/66	6-2 0-8	19-7 W	12/ 1/68	10-1 2-9	44-0 W	12/ 7/86	0-13 6-6-1	28-23 W
9/17/67	0-0 0-0	38-31 W	10/ 5/69	0-2 1-1	21-14 W	9/24/89	0 2 1-1	13-9 W
11/12/67	6-0-2 1-6-1	49-7 W	11/30/69	6-4 3-7	13-6 W	12/ 6/98	2-10 1-0-2	21-28 L
9/23/68	1-0 0-1	28-20 W	11/17/74	1-8 2-7	17-7 W	12/16/01	4-8 6-6	41-27W

Sweeps: Colts (3): 1967,68,69
STADIUMS: Memorial 3-0 Hoosier/RCA 2-0 Grant Field 1-0 Fulton County 5-0 Georgia Dome 0-1

COLTS vs. BALTIMORE
 Points-Allowed: 84-98

 Record: 1-2
 Home: 26-21

 Home: 1-0
 Away: 58-77

 Away: 0-2
 Colts Longest Series Streaks: Won 1, Lost 2

DATE	RECORDS COLTS OP	RESULTS	DATE	RECORDS COLTS OP	RESULTS	DATE	RECORDS COLTS OP	RESULTS
10/13/96	4-1 2-3	26-21 W	11/29/98	2-9 4-7	31-38 L	12/ 2/01	4-6 7-4	27-39 L

STADIUMS: Hoosier/RCA 1-0 Raven's Stadium at Camden Yard/PS/Net 0-2

COLTS vs. BUFFALO
 Points-Allowed: 1237-1317

 Record: 28-34-1
 Home: 659-635

 Home: 16-14-1
 Away: 578-682

 Away: 12-20
 Colts Longest Series Streaks: Won 5, Lost 6

DATE	RECORDS COLTS OP	RESULTS	DATE	RECORDS COLTS OP	RESULTS	DATE	RECORDS COLTS OP	RESULTS
11/15/70	7-1 3-5	17-17 T	9/13/81	1-0 1-0	3-35 L	11/29/92	4-7 9-2	16-13 W*
12/13/70	9-2-1 3-8-1	20-14 W	10/ 4/81	1-3 2-2	17-23 L	11/21/93	3-6 7-2	9-23 L
10/10/71	2-1 0-3	43-0 W	11/28/82	0-3 2-1	0-20 L	1/ 2/94	4-11 11-4	10-30 L
12/ 5/71	8-3 1-10	24-0 W	9/18/83	1-1 1-1	23-28 L	10/16/94	2-4 4-2	27-17 W
10/ 1/72	0-2 1-1	17-0 W	10/16/83	4-2 4-2	7-30 L	12/24/94	7-8 7-8	10-9 W
12/ 3/72	4-7 3-8	35-7 W	9/30/84	1-3 0-4	31-17 W	9/17/95	1-1 1-1	14-20 L
10/14/73	1-3 3-1	13-31 L	12/ 2/84	4-9 1-12	15-21 L	11/ 5/95	5-3 5-3	10-16 L
11/25/73	2-8 5-5	17-24 L	10/ 6/85	1-3 0-4	49-17 W	10/ 6/96	4-0 3-1	13-16 L*
10/13/74	0-4 3-1	14-27 L	10/20/85	2-4 0-6	9-21 L	12/ 1/96	6-6 9-3	13-10 W*
12/ 1/74	2-9 8-3	0-6 L	10/19/86	0-6 1-5	13-24 L	9/21/97	0-3 1-2	35-37 L
10/12/75	1-2 3-0	31-38 L	12/14/86	1-13 4-10	24-14 W	10/20/97	0-6 3-3	6-9 L
11/ 9/75	3-4 5-2	42-35 W	10/ 4/87	0-2 1-1	47-6 W	10/11/98	1-4 1-3	24-31 L
10/17/76	4-1 2-3	31-13 W	12/13/87	7-5 6-6	3-27 L	11/22/98	2-8 6-4	11-34 L
12/12/76	10-3 2-11	58-20 W	10/ 9/88	1-4 4-1	23-34 L	9/12/99	0-0 0-0	31-14 W
10/ 2/77	2-0 0-2	17-14 W	12/18/88	8-7 12-3	17-14 W	1/ 2/00	13-2 10-5	6-31 L
11/13/77	7-1 2-6	31-13 W	10/ 8/89	2-2 3-1	37-14 W	10/ 1/00	2-1 2-1	18-16 W
9/24/78	1-2 0-3	17-24 L	11/12/89	4-5 6-3	7-30 L	12/11/00	7-6 7-6	44-20 W
12/17/78	5-10 4-11	14-21 L	9/ 9/90	0-0 0-0	10-27 L	9/23/01	1-0 0-1	42-26 W
9/30/79	0-4 2-2	13-31 L	12/ 9/90	5-7 10-2	7-31 L	11/ 4/01	3-3 1-5	30-14 W
10/21/79	1-6 3-4	14-13 W	10/13/91	0-6 5-1	6-42 L			
10/12/80	3-2 5-0	17-12 W	12/15/91	1-13 12-2	7-35 L			
11/30/80	6-6 9-3	28-24 W	9/20/92	1-1 2-0	0-38 L			

Sweeps: Colts (8): 1971,72,76,77,80,94,00,01 Bills (11): 1973,74,78,81,83,90,91,93,95,97,98
Splits (11): 1975,79,84-89,92,96,99
STADIUMS: Memorial 5-7-1 Hoosier/RCA 11-7 War Memorial 3-0 Rich/Ralph Wilson 9-20

COLTS vs. CAROLINA
 Points-Allowed: 29-40

 Record: 0-2
 Home: 19-27

 Home: 0-1
 Away: 10-13

 Away: 0-1
 Colts Longest Series Streaks: Lost 2

DATE	RECORDS COLTS OP	RESULTS	DATE	RECORDS COLTS OP	RESULTS
12/ 3/95	7-5 5-7	10-13 L	12/27/98	3-12 3-12	19-27 L

STADIUMS: Hoosier/RCA 0-1 Clemson Memorial 0-1

COLTS vs. DETROIT
Points-Allowed: 788-748

Record: 18-18-2
Home: 445-368

Home: 10-9-1
Away: 343-380

Away: 8-9-1
Colts Longest Series Streaks: Won 4, Lost 4

DATE	RECORDS COLTS OP	RESULTS	DATE	RECORDS COLTS OP	RESULTS	DATE	RECORDS COLTS OP	RESULTS
10/ 3/53	1-0 1-0	17-27 L	10/11/59	1-1 0-2	31-24 W	10/16/66	2-2 2-3	45-14 W
11/ 7/53	3-3 4-2	7-17 L	10/23/60	3-1 0-3	17-30 L	11/20/66	7-2 3-6-1	14-20 L
10/16/54	1-2 2-0	0-35 L	12/ 4/60	6-3 4-5	15-20 L	11/19/67	7-0 3-4-2	41- 7 W
11/ 6/54	1-5 4-1	3-27 L	9/24/61	1-0 1-0	15-16 L	11/10/68	7- 1 3-4-1	27-10 W
10/ 1/55	1-0 0-1	28-13 W	10/22/61	2-3 3-2	17-14 W	12/ 7/69	7- 4 7-4	17-17 T
11/ 5/55	4-2 0-6	14-24 L	9/30/62	2-0 2-0	20-29 L	10/21/73	1- 4 1-3-1	29-27 W
10/ 6/56	1-0 1-0	14-31 L	12/ 2/62	5-6 9-2	14-21 L	12/11/77	9- 3 5-7	10-13 L
11/18/56	3-3 6-1	3-27 L	10/20/63	2-3 2-3	25-21 W	11/16/80	5- 5 6-4	10- 9 W
9/29/57	0-0 0-0	34-14 W	11/10/63	3-5 4-4	24-21 W	9/22/85	0- 2 2-0	14- 6 W
10/20/57	3-0 2-1	27-31 L	10/25/64	5-1 4-1-1	34- 0 W	9/22/91	0- 3 2-1	24-33 L
9/28/58	0-0 0-0	28-15 W	12/ 6/64	1-1 5-5-2	14-31 L	11/23/97	1-10 5-6	10-32 L
10/19/58	3-0 0-2-1	40-14 W	10/10/65	2-1 3-0	31- 7 W	10/29/00	5- 2 5-2	30-18 W
9/27/59	0-0 0-0	21- 9 W	11/25/65	9-1 5-5	24-24 T			

Sweeps: Colts (3): 1958,59,63 Lions (5): 1953,54,56,60,62
 Splits (5): 1955,57,61,64,66
 STADIUMS: Memorial 8-8-1 Hoosier/RCA 2-1 Briggs/Tiger 7-8-1 Silverdome 1-1

COLTS vs. GREEN BAY
Points-Allowed: 871-843

Record: 19-20-1
Home: 495-395

Home: 11-8-1
Away: 376-448

Away: 8-12
Colts Longest Series Streaks: Won 4, Lost 5

DATE	RECORDS COLTS OP	RESULTS	DATE	RECORDS COLTS OP	RESULTS	DATE	RECORDS COLTS OP	RESULTS
10/18/53	2-1 0-3	14-37 L	11/15/59	4-3 3-4	28-24 W	12/26/65	10- 3-1 10-3-1	10-13 L*
10/31/53	3-2 1-4	24-35 L	10/ 9/60	2-0 1-1	21-35 L	9/10/66	0- 0 0-0	3-24 L
10/24/54	1-3 1-3	6- 7 L	11/ 6/60	4-2 4-1	38-24 W	12/10/66	8- 4 10-2	10-14 L
11/13/54	1-6 3-4	13-24 L	10/ 8/61	2-1 2-1	7-45 L	11/ 5/67	5- 0-2 5-1-1	13-10 W
10/ 8/55	2-0 2-0	24-20 W	11/ 5/61	3-4 6-1	45-21 W	12/ 7/68	11- 1 5-6-1	16- 3 W
10/29/55	3-2 3-2	14-10 W	10/28/62	3-3 6-0	6-17 L	11/ 9/69	4- 3 5-2	14- 6 W
10/14/56	1-1 0-2	33-38 L	11/18/62	5-4 9-0	13-17 L	11/ 9/70	6- 1 4-3	13-10 W
10/28/56	1-3 2-2	28-21 W	9/29/63	1-1 1-1	20-31 L	9/22/74	0- 1 0-1	13-20 L
10/13/57	2-0 1-1	45-17 W	10/27/63	3-3 5-1	20-34 L	12/19/82	0- 6 4-2	20-20 T
10/27/57	3-1 1-3	21-24 L	9/20/64	0-1 1-0	21-20 W	10/27/85	2- 5 3-4	37-10 W
10/12/58	2-0 0-1-1	24-17 W	10/18/64	4-1 3-2	24-21 W	11/13/88	5- 5 2-8	20-13 W
11/ 2/58	5-0 1-3-1	56- 0 W	9/26/65	1-0 1-0	14-20 L	11/24/91	1-10 2-9	10-14 L
10/25/59	3-1 3-1	38-21 W	12/12/65	9-2-1 9-3	27-42 L	11/16/97	0-10 8-2	41-38 W
						11/19/00	7- 3 4-6	24-26 L

Sweeps: Colts (4): 1955,58,59,64 Packers (6): 1953,54,62,63,65,66
 Splits (4): 1956,57,60,61
 STADIUMS: Memorial 9-8-1 Hoosier/RCA 2-0 Green Bay City Field 0-1 Lambeau 3-6 County 5-5

COLTS vs. JACKSONVILLE
Points-Allowed: 84-45

Record: 2-0
Home: 43-14

Home: 1-0
Away: 41-31

Away: 1-0
Colts Longest Series Streaks: Won 2

DATE	RECORDS COLTS OP	RESULTS	DATE	RECORDS COLTS OP	RESULTS
12/10/95	7-6 3-10	41-31 W	9/25/00	1-1 2-1	43-14 W

STADIUMS: Hoosier/RCA 1-0 Jacksonville Municipal 1-0

COLTS vs. KANSAS CITY
Points-Allowed: 296-298

Record: 9-6
Home: 135-142

Home: 3-3
Away: 161-156

Away: 6-3
Colts Longest Series Streaks: Won 6, Lost 2

DATE	RECORDS COLTS OP	RESULTS	DATE	RECORDS COLTS OP	RESULTS	DATE	RECORDS COLTS OP	RESULTS
9/28/70	1- 0 0-1	24-44 L	11/ 2/80	4-4 4-4	31-24 W	11/ 7/99	5-2 5-2	25-17 W
12/10/72	5- 7 6-6	10-24 L	12/21/80	7-8 7-8	28-38 L	9/ 3/00	0-0 0-0	27-14 W
11/30/75	6- 4 5-5	28-14 W	11/24/85	3-8 3-8	7-20 L	10/25/01	2-3 1-5	35-28 W
10/16/77	4- 0 0-4	17- 6 W	10/ 7/90	1-3 3-1	23-19 W			
9/ 2/79	0- 0 0-0	0-14 L	1/ 7/96	10-7 13-3	10- 7 W			
12/ 9/79	4-10 6-8	7-10 L	12/15/96	8-6 9-5	24-19 W			

Sweeps: Chiefs (1): 1979
 Splits (1): 1980
 STADIUMS: Memorial 1-3 Hoosier/RCA 2-0 Arrowhead 6-3

COLTS vs. MIAMI

Points-Allowed: 1097-1500

Record: 21-45

Home: 575-641

Home: 12-20

Away: 522-859

Away: 9-25

Colts Longest Series Streaks: Won 5, Lost 14

DATE	RECORDS COLTS	OP	RESULTS	DATE	RECORDS COLTS	OP	RESULTS	DATE	RECORDS COLTS	OP	RESULTS
11/ 1/70	5-1	4-2	35-0 W	12/14/80	7-7	7-7	14-24 L	11/ 3/91	0-8	3-5	6-10 L
11/22/70	7-1	5-4	17-34 L	9/27/81	1-2	3-0	28-31 L	10/25/92	3-3	6-0	31-20 W
11/21/71	7-2	7-1	14-17 L	11/ 1/81	1-7	5-2	10-27 L	11/ 8/92	4-4	6-2	0-28 L
12/11/71	9-3	9-2	14-3 W	9/19/82	0-1	1-0	20-24 L	9/ 5/93	0-0	0-0	20-24 L
1/ 2/72	11-4	11-3-1	0-21 L	1/ 2/83	0-7-1	6-2	7-34 L	10/24/93	2-3	4-1	27-41 L
10/29/72	1-5	6-0	0-23 L	10/23/83	4-3	4-3	7-21 L	11/ 6/94	4-5	6-2	21-22 L
12/16/72	5-8	13-0	0-16 L	11/20/83	6-5	7-4	0-37 L	12/18/94	6-8	9-5	10-6 W
11/11/73	2-6	7-1	0-44 L	9/23/84	1-2	3-0	7-44 L	10/ 8/95	2-2	4-0	27-24 W*
12/ 9/73	2-10	11-1	16-3 W	12/ 9/84	4-10	12-2	17-35 L	11/26/95	6-5	6-5	36-28 W
10/27/74	1-5	4-2	7-17 L	9/15/85	0-1	0-1	13-30 L	9/23/96	3-0	3-0	10-6 W
12/ 8/74	2-10	9-3	16-17 L	11/17/85	3-7	6-4	20-34 L	11/10/96	5-4	4-5	13-37 L
11/23/75	5-4	7-2	33-17 W	9/14/86	0-1	0-1	10-30 L	8/31/97	0-0	0-0	10-16 L
12/14/75	8-4	9-3	10-7 W*	10/26/86	0-7	2-5	13-17 L	12/14/97	2-12	9-5	41-0 W
10/10/76	3-1	2-2	28-14 W	9/20/87	0-1	0-1	10-23 L	9/ 6/98	0-0	0-0	15-24 L
11/22/76	8-2	5-5	17-16 W	11/15/87	4-4	4-4	40-21 W	11/ 8/98	1-7	5-3	14-27 L
10/ 9/77	3-0	3-0	45-28 W	9/25/88	0-3	1-2	15-13 W	10/10/99	2-1	2-0	31-34 L
12/ 5/77	9-2	8-3	6-17 L	12/ 4/88	7-6	5-8	31-28 W	12/ 5/99	9-2	8-3	37-34 W
9/10/78	0-1	0-1	0-42 L	11/ 5/89	4-4	4-4	13-19 L	11/26/00	7-4	8-3	14-17 L
10/29/78	3-5	5-3	8-26 L	12/17/89	7-7	8-6	42-13 W	12/17/00	8-6	10-4	20-13 W
11/11/79	4-6	6-4	0-19 L	10/28/90	2-4	5-1	7-27 L	12/30/00	10-6	11-5	17-23 L*
11/25/79	4-8	7-5	24-28 L	12/30/90	7-8	11-4	17-23 L	11/11/01	4-3	5-2	24-27 L
10/ 5/80	2-2	3-1	30-17 W	9/ 8/91	0-1	0-1	6-17 L	12/10/01	4-7	8-3	6-41 L

Sweeps: Colts (4): 1975,76,88,95 Dolphins (15): 1972,74,78,79,81-86,90,91,93,98,01
Splits (13): 1970,71,73,77,80,87,89,92,94,96,97,99,00
STADIUMS: Memorial 6-8 Hoosier/RCA 6-12 Orange Bowl 3-15 Joe Robbie/Pro Player 6-10

COLTS vs. MINNESOTA

Points-Allowed: 537-433

Record: 13-7-1

Home: 265-140

Home: 9-0

Away: 272-293

Away: 4-7-1

Colts Longest Series Streaks: Won 5, Lost 5

DATE	RECORDS COLTS	OP	RESULTS	DATE	RECORDS COLTS	OP	RESULTS	DATE	RECORDS COLTS	OP	RESULTS
10/ 1/61	1-1	1-1	34-33 W	11/15/64	8-1	5-4	17-14 W	12/22/68	13-1	8-6	24-14 W
11/12/61	4-4	1-7	20-28 L	9/19/65	0-0	0-0	35-16 W	9/28/69	0-1	0-1	14-52 L
9/23/62	1-0	0-1	34-7 W	11/14/65	7-1	5-3	41-21 W	10/25/71	4-1	4-1	3-10 L
12/16/62	6-7	21-0	42-17 W	9/18/66	0-1	0-0	38-23 W	12/12/82	0-5	2-3	10-13 L
11/17/63	4-5	3-6	37-34 W	10/23/66	3-2	1-3-1	20-17 W	11/20/88	6-5	7-4	3-12 L
12/ 8/63	6-6	4-7-1	41-10 W	10/22/67	4-1	1-4	20-20 T	12/21/97	3-12	8-7	28-39 L
9/13/64	0-0	0-0	24-34 L	11/24/68	9-1	6-4	21-9 W	12/24/00	9-6	11-4	31-10 W

Sweeps: Colts (4): 1962,63,65,66
Splits (2): 1961,64
STADIUMS: Memorial 8-0 Hoosier/RCA 1-0 Metropolitan 4-4-1 HHH Metrodome 0-3

COLTS vs. NEW ENGLAND

Points-Allowed: 1108-1459

Record: 24-39

Home: 627-707

Home: 14-18

Away: 481-752

Away: 10-21

Colts Longest Series Streaks: Won 3, Lost 7

DATE	RECORDS COLTS	OP	RESULTS	DATE	RECORDS COLTS	OP	RESULTS	DATE	RECORDS COLTS	OP	RESULTS
10/ 4/70	1-1	1-1	14-6 W	11/23/80	6-5	7-4	21-47 L	12/ 8/91	1-12	4-9	17-23 L*
10/25/70	4-1	1-4	27-3 W	9/ 6/81	0-0	0-0	29-28 W	11/15/92	4-5	0-9	34-37 L*
10/ 3/71	1-1	1-1	23-3 W	12/20/81	1-14	2-13	23-21 W	12/ 6/92	5-7	2-10	6-0 W
12/19/71	10-3	5-8	17-21 L	9/12/82	0-0	0-0	13-24 L	10/31/93	2-4	1-6	9-6 W
11/ 6/72	1-6	2-5	24-17 W	9/ 4/83	0-0	0-0	29-23 W	12/26/93	4-10	3-11	0-38 L
11/26/72	3-7	2-8	31-0 W	10/ 9/83	3-2	2-3	12-7 W	11/27/94	5-6	5-6	10-12 L
10/ 7/73	1-2	0-3	16-24 L	11/18/84	4-7	7-4	17-50 L	12/11/94	6-7	7-6	13-28 L
12/16/73	3-10	5-8	18-13 W	12/16/84	4-11	8-7	10-16 L	11/19/95	5-5	4-6	24-10 W
10/ 6/74	0-3	3-0	3-42 L	10/10/85	3-6	6-3	15-34 L	12/23/95	8-7	6-9	10-7 W
11/24/74	2-8	6-4	17-27 L	12/ 1/85	3-9	8-4	31-38 L	10/20/96	5-1	3-3	9-27 L
10/19/75	1-3	0-4	10-21 L	11/ 7/86	0-0	0-0	3-33 L	11/24/96	6-5	7-4	13-27 L
12/21/75	9-4	3-10	34-21 W	9/ 9/86	0-9	6-3	21-30 L	9/ 7/97	0-1	1-0	6-31 L
9/12/76	0-0	0-0	27-13 W	10/25/87	2-3	3-2	30-16 W	11/30/97	1-11	7-5	17-20 L
11/14/76	8-1	6-3	14-21 L	11/22/87	5-4	4-5	0-24 L	9/13/98	0-1	0-1	6-29 L
10/23/77	5-0	3-2	3-17 L	10/ 2/88	1-3	1-3	17-21 L	11/ 1/98	1-6	4-3	16-21 L
12/18/77	9-4	9-4	30-24 W	11/27/88	6-6	7-5	24-21 W	9/19/99	1-0	1-0	28-31 W
9/18/78	0-2	1-1	34-27 W	10/29/89	4-3	2-5	20-23 L*	12/12/99	10-2	7-5	20-15 W
11/26/78	5-7	9-3	14-35 L	12/ 3/89	6-6	4-8	16-22 L	10/ 8/00	3-1	1-4	16-24 L
10/28/79	2-6	6-2	31-26 W	9/16/90	0-1	0-1	14-16 L	4/22/00	4-2	2-5	30-23 W
11/18/79	4-7	7-4	21-50 L	11/11/90	2-6	1-7	13-10 W	9/30/01	2-0	0-2	13-44 L
10/19/80	4-2	5-1	21-37 L	9/ 1/91	0-0	0-0	7-16 L	10/21/01	2-2	2-3	17-38 L

Sweeps: Colts (5): 1970,72,81,83,95 Patriots (12): 1974,80,84-86,89,91,94,96,97,98,01
Splits (14): 1971,73,75-79,87,88,90,92,93,99,00
STADIUMS: Memorial 8-6 Hoosier/RCA 6-12 Harvard 1-0 Schaefer/Sullivan/Foxboro 9-21

COLTS vs. NEW ORLEANS Record: 3-5 Home: 2-2 Away: 1-3
Points-Allowed: 141-158 Home: 71-56 Away: 70-102 Colts Longest Series Streaks: Won 3, Lost 5

DATE	RECORDS COLTS OP	RESULTS	DATE	RECORDS COLTS OP	RESULTS	DATE	RECORDS COLTS OP	RESULTS
12/10/67	10-0-2 2-10	30-10 W	10/12/86	0-5 1-4	14-17 L	9/27/98	0-3 2-0	13-19 L*
10/19/69	2-2 0-4	30-10 W	12/24/89	8-7 8-7	6-41 L	11/18/01	4-4 4-4	20-34 L
9/30/73	0-2 0-2	14-10 W	11/12/95	5-4 3-6	14-17 L			

STADIUMS: Memorial 2-0 Hoosier/RCA 0-2 Tulane 1-0 Louisiana Superdome 0-3

COLTS vs. NEW YORK GIANTS Record: 8-5 Home: 86-91 Away: 193-111 Colts Longest Series Streaks: Won 4, Lost 2

DATE	RECORDS COLTS OP	RESULTS	DATE	RECORDS COLTS OP	RESULTS	DATE	RECORDS COLTS OP	RESULTS
10/ 2/54	0-1 1-0	20-14 W	9/15/63	0-0 0-0	28-37 L	11/ 5/90	2-5 7-0	7-24 L
11/13/55	4-3 2-5	7-17 L	11/ 2/68	6-1 5-2	26-0 W	12/12/93	4-8 9-3	6-20 L
11/ 9/58	6-0 4-2	21-24 L	10/17/71	3-1 2-2	31-7 W	11/14/99	6-2 5-3	27-19 W
12/28/58	9-3 10-3	23-17 W*	12/ 7/75	7-4 3-8	21-0 W			
12/27/59	9-3 10-2	31-16 W	12/16/79	4-11 6-9	31-7 W			

STADIUMS: Memorial 2-1 Hoosier/RCA 0-1 Polo Grounds 0-1 Yankee 3-1 Shea 1-0 Giants 2-1

COLTS vs. NEW YORK JETS Record: 38-26 Home: 666-629 Away: 600-631 Colts Longest Series Streaks: Won 6, Lost 4

DATE	RECORDS COLTS OP	RESULTS	DATE	RECORDS COLTS OP	RESULTS	DATE	RECORDS COLTS OP	RESULTS
1/12/69	15-1 12-3	7-16 L	9/ 7/80	0-0 0-0	17-14 W	10/20/91	0-7 3-4	6-17 L
10/18/70	3-1 1-3	29-22 W	9/28/80	1-2 0-3	35-21 W	11/10/91	0-9 5-4	28-27 W
12/19/70	10-2-1 4-9	35-20 W	11/ 8/81	1-8 4-4-1	14-41 L	10/11/92	2-2 1-4	6-3 W*
9/19/71	0 0 0-0	22-0 W	11/29/81	1-11 7-4-1	0-25 L	12/13/92	6-7 4-9	10-6 W
11/14/71	6-2 3-5	14-13 W	11/21/82	0-2 1-1	0-37 L	11/14/93	3-5 4-4	17-31 L
9/24/72	0-1 1-0	34-44 L	11/ 6/83	5-4 4-5	17-14 W	12/ 5/93	3-8 7-4	9-6 W
10/22/72	1-4 3-2	20-24 L	12/ 4/83	6-7 6-7	6-10 L	10/ 9/94	2-3 2-3	6-16 L
9/23/73	0-1 0-1	10-34 L	9/ 2/84	0-0 0-0	14-23 L	10/30/94	3-5 4-3	28-25 W
12/ 2/73	2-9 3-8	17-20 L	11/11/84	3-7 6-4	9-5 W	10/19/95	0-1 0-1	27-24 W*
10/20/74	0-5 1-4	35-20 W	9/29/85	1-2 2-1	20-25 L	10/29/95	4-3 2-6	17-10 W
12/15/74	2-11 6-7	38-45 L	11/ 3/85	3-5 6-2	17-35 L	9/ 8/96	1-0 0-1	21-7 W
10/26/75	1-4 2-3	45-28 W	9/28/86	0-3 2-1	7-26 L	11/17/96	5-5 1-9	34-29 W
11/16/75	4-4 2-6	52-19 W	11/16/86	0-10 9-1	16-31 L	10/ 5/97	0-4 3-2	12-16 L
10/24/76	5-1 1-5	20-0 W	10/11/87	1-2 2-1	6-0 W	12/ 7/97	1-12 8-5	22-14 W
11/28/76	9-2 3-8	33-16 W	11/ 1/87	3-3 3-3	19-14 W	9/20/98	0-2 0-2	6-44 L
9/25/77	1-0 0-1	20-12 W	11/ 6/88	4-5 5-3-1	38-14 W	11/15/98	1-8 6-3	24-23 W
11/20/77	8-1 2-7	33-12 W	12/10/88	8-6 6-7-1	16-34 L	10/17/99	2-2 1-3	16-13 W
10/15/78	2-4 3-3	10-33 L	10/ 1/89	1-2 1-2	17-10 W	11/28/99	8-2 4-6	13-6 W
12/ 3/78	5-8 7-6	16-24 L	11/19/89	4-6 2-8	27-10 W	11/12/00	6-3 6-3	23-15 W
10/ 7/79	0-5 2-3	10-8 W	11/18/90	3-6 4-6	17-14 W	12/ 3/00	7-5 8-4	17-27 L
12/ 2/79	4-9 5-8	17-30 L	12/16/90	5-8 4-9	29-21 W	9/ 9/01	0-0 0-0	45-24 W
						12/23/01	5-8 8-5	28-29 L

Splits (12): Colts (13): 1970,71,75-77,80,87,89,90,92,95,96,99
1974,79,83,84,88,91,93,94,97,98,00,01
STADIUMS: Memorial 7-6 Hoosier/RCA 11-7 Shea 8-6 Giants 12-6 Orange Bowl 0-1

COLTS vs. OAKLAND Record: 3-8 Home: 148-180 Away: 91-105 Away: 2-3 Colts Longest Series Streaks: Won 2, Lost 4

DATE	RECORDS COLTS OP	RESULTS	DATE	RECORDS COLTS OP	RESULTS	DATE	RECORDS COLTS OP	RESULTS
1/ 3/71	12-2-1 9-4-2	27-17 W	12/24/77	10-4 11-3	31-37 L*	9/15/91	0-2 1-1	0-16 L
11/28/71	7-3 7-1-2	37-14 W	11/25/84	4-8 8-4	7-21 L	10/22/95	4-2 5-2	17-30 L
10/28/73	2-4 3-2-1	21-34 L	12/21/86	2-13 8-7	30-24 W	9/10/00	1-0 1-0	31-38 L
9/28/75	1-0 1-0	20-31 L				10/14/01	2-1 3-1	18-23 L

STADIUMS: Memorial 1-3 Hoosier/RCA 0-2 Oakland/Alameda County 1-1 LA Memorial Coliseum 1-2
RAIDERS: Los Angeles 1982-94

COLTS vs. PHILADELPHIA Record: 9-6 Home: 148-101 Away: 172-196 Away: 4-4 Colts Longest Series Streaks: Won 5, Lost 3

DATE	RECORDS COLTS OP	RESULTS	DATE	RECORDS COLTS OP	RESULTS	DATE	RECORDS COLTS OP	RESULTS
11/15/53	3-4 4-2-1	14-45 L	9/29/74	0-2 1-1	10-30 L	9/30/90	0-3 1-2	24-23 W
11/21/65	8-1 3-6	34-24 W	10/ 1/78	1-3 2-2	14-17 L	12/19/93	4-9 5-8	10-20 L
1/ 8/67	9-5 9-5	20-14 W	11/15/81	1-9 8-2	13-18 L	12/ 5/96	7-6 8-5	37-10 W
9/24/67	1-0 1-0	38-6 W	10/30/83	4-4 4-4	22-21 W	11/21/99	7-2 3-7	44-17 W
10/13/69	1-2 1-2	24-20 W	10/14/84	2-4 2-4	7-16 L			
12/ 6/70	8-2-1 2-8-1	29-10 W						

STADIUMS: Memorial 3-1 Hoosier/RCA 1-1 Connie Mack 0-1 Franklin Field 1-0 Veterans 3-3 Orange Bowl 1-0

COLTS vs. PITTSBURGH

Points-Allowed: 316-512

Record: 4-16

Home: 142-182

Home: 3-5

Away: 174-330

Away: 1-11

Colts Longest Series Streaks: Won 2, Lost 8

DATE	RECORDS COLTS OP	RESULTS	DATE	RECORDS COLTS OP	RESULTS	DATE	RECORDS COLTS OP	RESULTS
11/ 3/57	3-2 3-2	13-19 L	12/ 9/78	5-9 12-2	13-35 L	10/ 6/91	0-5 2-2	3-21 L
9/29/68	2-0 0-2	41- 7 W	9/23/79	0-3 3-0	13-17 L	11/22/92	4-6 7-3	14-30 L
10/31/71	4-2 3-3	34-21 W	9/14/80	1-0 1-0	17-20 L	9/18/94	1-1 1-1	21-31 L
9/15/74	0-0 0-0	0-30 L	11/13/83	6-4 8-2	13-24 L	11/14/96	11-7 12-5	16-20 L
12/27/75	10-4 12-2	10-28 L	10/21/84	2-5 4-3	17-16 W	12/29/96	9-7 10-6	14-42 L
12/19/76	11-3 10-4	14-40 L	9/ 8/85	0-0 0-0	3-45 L	10/12/97	0-5 3-2	22-24 L
10/30/77	5-1 4-2	31-21 W	10/18/87	2-2 2-2	7-21 L			

STADIUMS: Memorial 2-4 Hoosier/RCA 1-1 Pitt 1-0 Three Rivers 0-11

COLTS vs. ST. LOUIS RAMS

Points-Allowed: 841-878

Record: 21-17-2

Home: 493-416

Home: 13-5-2

Away: 348-462

Away: 8-12

Colts Longest Series Streaks: Won 6, Lost 3

DATE	RECORDS COLTS OP	RESULTS	DATE	RECORDS COLTS OP	RESULTS	DATE	RECORDS COLTS OP	RESULTS
11/22/53	3-5 5-2-1	13-21 L	12/12/59	8-3 2-9	45-26 W	10/30/66	4-2 4-3	17- 3 W
12/ 5/53	3-7 6-3-1	2-45 L	10/16/60	2-1 0-3	31-17 W	11/27/66	7-3 6-5	7-23 L
9/26/54	0-0 0-0	0-48 L	12/11/60	6-4 3-6-1	3-10 L	10/15/67	4-0 3-1	24-24 T
12/ 4/54	2-8 5-4-1	22-21 W	9/17/61	0-0 0-0	27-24 W	12/17/67	11-0-2 10-1-2	10-34 L
11/20/55	4-4 5-3	17-17 T	12/ 9/61	7-5 3-9	17-34 L	10/27/68	5-1 6-0	27-10 W
12/ 4/55	5-4-1 6-3-1	14-20 L	9/16/62	0-0 0-0	30-27 W	12/15/68	12-1 10-2-1	28-24 W
11/25/56	3-4 2-6	56-21 W	11/11/62	4-4 1-7	14- 2 W	9/21/69	0-0 0-0	20-27 L
12/ 9/56	4-5 2-8	7-31 L	11/24/63	5-5 3-7	16-17 L	12/21/69	7-5-1 11-2	13- 7 W
12/ 1/57	6-3 4-5	31-14 W	12/15/63	7-6 5-8	19-16 W	11/ 8/71	5-2 4-2-1	24-17 W
12/15/57	7-4 5-6	21-37 L	10/ 4/64	2-1 2-0-1	35-20 W	10/ 5/75	1-1 1-1	13-24 L
11/23/58	7-1 5-3	34- 7 W	11/22/64	9-1 5-4-1	24- 7 W	9/21/86	0-2 2-0	7-24 L
12/ 6/58	9-1 6-4	28-30 L	10/24/65	4-1 1-4	35-20 W	9/17/89	0-1 1-0	17-31 L
11/29/59	6-3 2-7	35-21 W	12/18/65	9-3-1 4-9	20-17 W	10/ 1/95	1-2 4-0	21-18 W
						12/30/01	5-9 12-2	17-42 L

Sweeps: Colts [4]: 1959,62,65,68 Rams [2]: 1953,64
 Splits (9): 1954,56,58,60,61,63,66,69
 STADIUMS: Memorial 12-4-2 Hoosier/RCA 1-1 LA Memorial Coliseum 8-10 Anaheim 0-1 Dome of America's Center 0-1
 RAMS: Los Angeles 1953-94

COLTS vs. SAN DIEGO

Points-Allowed: 340-459

Record: 8-12

Home: 144-273

Home: 2-9

Away: 196-186

Away: 6-3

Colts Longest Series Streaks: Won 3, Lost 5

DATE	RECORDS COLTS OP	RESULTS	DATE	RECORDS COLTS OP	RESULTS	DATE	RECORDS COLTS OP	RESULTS
9/20/70	0-0 0-0	16-14 W	11/ 8/87	4-3 6-1	13-16 L	12/17/95	8-6 7-7	24-27 L
10/ 8/72	1- 2 1- 1-1	20-23 L	12/20/87	7-6 8-5	20- 7 W	12/31/95	9-7 9-7	35-20 W
11/ 7/76	7- 1 4- 4	37-21 W	10/23/88	2-5 2-5	16- 0 W	11/ 3/96	5-3 4-4	19-26 L
10/18/81	1- 5 4- 2	14-43 L	11/26/89	5-6 4-7	10- 6 W	10/26/97	0-7 3-4	19-35 L
12/26/82	0- 6-1 5- 2	26-44 L	10/18/92	3-2 1-4	14-34 L	10/ 4/98	0-4 2-2	17-12 W
11/ 4/84	3- 6 4- 5	10-38 L	11/ 1/92	4-3 3-4	0-26 L	9/26/99	1-1 1-0	27-19 W
11/30/86	0-12 2-10	3-17 L	11/29/93	3-7 4-6	0-31 L			

Sweeps: Chargers [1]: 1992
 Splits [1]: 1987
 STADIUMS: Memorial 0-2 Hoosier/RCA 2-7 Jack Murphy/Qualcomm 6-3

COLTS vs. SAN FRANCISCO

Points-Allowed: 943-819

Record: 22-18

Home: 514-391

Home: 13-7

Away: 429-428

Away: 9-11

Colts Longest Series Streaks: Won 13, Lost 5

DATE	RECORDS COLTS OP	RESULTS	DATE	RECORDS COLTS OP	RESULTS	DATE	RECORDS COLTS OP	RESULTS
11/29/53	3-6 6-3	21-38 L	12/ 5/59	7-3 7-3	34-14 W	9/25/66	1-1 0-0-1	36-14 W
12/13/53	3-8 8-3	14-45 L	11/27/60	6-2 4-4	22-30 L	12/18/66	8-5 6-5-2	30-14 W
11/28/54	1-8 5-3-1	17-13 W	12/18/60	6-5 6-5	10-34 L	10/ 1/67	2-0 2-0	41- 7 W
12/11/54	3-8 6-4-1	7-10 L	12/ 3/61	6-5 6-4-1	20-17 W	11/26/67	8-0-2 5-5	26- 9 W
11/27/55	4-4-1 3-6	26-14 W	12/16/61	7-6 7-5-1	27-24 W	9/15/68	0-0 0-0	27-10 W
12/11/55	5-5-1 3-8	24-35 L	10/ 7/62	2-1 1-2	13-21 L	10/13/68	4-0 2-2	42-14 W
12/ 2/56	4-4 2-6-1	17-20 L	11/ 4/62	3-4 3-4	22- 3 W	10/26/69	3-2 0-4-1	21-24 L
12/16/56	4-6 4-6-1	17-30 L	9/22/63	0-1 0-1	20-14 W	11/16/69	5-3 1-6-1	17-20 L
11/24/57	5-3 5-3	27-21 W	10/13/63	1-3 0-4	20- 3 W	11/12/72	2-6 3-4-1	21-24 L
12/ 8/57	7-3 6-4	13-17 L	11/ 1/64	6-1 2-5	37- 7 W	10/ 5/86	0-4 3-1	14-35 L
11/30/58	8-1 4-5	35-27 W	11/29/64	10-1 3-8	14- 3 W	9/10/89	0-0 0-0	24-30 L
12/14/58	9-2 5-6	12-21 L	10/ 3/65	1-1 2-0	27-24 W	10/15/95	3-2 4-1	18-17 W
11/22/59	5-3 6-2	45-14 W	10/31/65	5-1 3-3	34-28 W	10/18/98	1-5 4-1	31-34 L
						11/25/01	4-5 7-2	21-40 L

Sweeps: Colts [8]: 1959,61,63,68 49ers [4]: 1953,56,60,69
 Splits [5]: 1954,55,57,58,62
 STADIUMS: Memorial 12-5 Hoosier/RCA 1-2 Kezar 9-8 Candlestick Park/3COM 0-3

COLTS vs. SEATTLE
Points-Allowed: 160-175

Record: 5-3
Home: 20-46

Home: 1-1
Away: 140-129

Away: 4-2
Colts Longest Series Streaks: Won 2, Lost 2

DATE	RECORDS COLTS OP	RESULTS	DATE	RECORDS COLTS OP	RESULTS	DATE	RECORDS COLTS OP	RESULTS
9/18/77	0-0	29-14 W	12/ 4/94	5-7	5-7	31-19 W	12/20/98	3-11 7-7
11/27/78	4-6	17-14 W	10/ 2/94	1-3	3-1	17-15 W	10/15/00	3- 2 2-4
9/29/91	0-4	3-31 L	9/14/97	0-2	0-2	3-31 L		

Sweeps: Colts (1): 1994
STADIUMS: Hoosier/RCA 1-1 Kingdome 3-2 Husky Stadium 1-0

COLTS vs. TAMPA BAY
Points-Allowed: 223-192

Record: 5-4
Home: 155-114

Home: 3-2
Away: 68-78

Away: 2-2
Colts Longest Series Streaks: Won 3, Lost 2

DATE	RECORDS COLTS OP	RESULTS	DATE	RECORDS COLTS OP	RESULTS	DATE	RECORDS COLTS OP	RESULTS
10/ 3/76	2- 1	0- 3	42-17 W	12/27/87	8- 6	4-10	24- 6 W	10/ 4/92
9/ 9/79	0- 1	1- 0	26-29 L*	10/16/88	1- 5	2- 4	35-31 W	9/11/94
12/15/85	3-11	2-12	31-23 W	12/22/91	1-14	2-13	3-17 L	11/ 2/97

STADIUMS: Memorial 1-1 Hoosier/RCA 2-1 Tampa 2-2

COLTS vs. TENNESSEE
Points-Allowed: 373-320

Record: 7-8
Home: 271-203

Home: 5-5
Away: 102-117

Away: 2-3
Colts Longest Series Streaks: Won 3, Lost 3

DATE	RECORDS COLTS OP	RESULTS	DATE	RECORDS COLTS OP	RESULTS	DATE	RECORDS COLTS OP	RESULTS
10/11/70	2-1	2-1	24-20 W	12/18/83	6- 9	2-13	20-10 W	9/ 4/88
11/ 4/73	2-5	0-7	27-31 L	9/ 9/84	0- 1	0- 1	35-21 W	9/23/90
11/ 1/76	6-1	4-3	38-14 W	12/22/85	4-11	5-10	34-16 W	9/13/92
10/14/79	1-5	4-2	16-28 L	11/23/86	0-11	2- 9	17-31 L	9/ 4/94
9/21/80	1-1	1-1	16-21 L	11/29/87	5- 5	6- 4	51-27 W	1/16/00

STADIUMS: Memorial 2-2 Hoosier/RCA 3-3 Astrodome 2-3
OILERS: Houston 1960-96
TITANS: 1999

COLTS vs. WASHINGTON
Points-Allowed: 647-503

Record: 17-9
Home: 395-268

Home: 12-3
Away: 252-235

Away: 5-6
Colts Longest Series Streaks: Won 9, Lost 3

DATE	RECORDS COLTS OP	RESULTS	DATE	RECORDS COLTS OP	RESULTS	DATE	RECORDS COLTS OP	RESULTS
10/25/53	2-2	2-1-1	27-17 W	12/ 8/62	5-7	5-5-2	34-21 W	11/ 6/78
10/31/54	1-4	0-5	21-24 L	12/ 1/63	5-6	3-8	36-20 W	12/13/81
10/23/55	3-1	2-2	13-14 L	12/13/64	11-2	6-7	45-17 W	10/ 7/84
12/23/56	4-7	6-5	19-17 W	10/17/65	3-1	0-4	38- 7 W	12/22/90
11/10/57	3-3	2-4	21-17 W	11/ 6/66	5-2	5-3	37-10 W	11/ 7/93
10/26/58	4-0	2-2	35-10 W	10/29/67	4-0-2	2-2-2	17-13 W	10/23/94
11/ 8/59	4-2	2-4	24-27 L	11/ 2/69	3-3	4-1-1	41-17 W	10/27/96
9/25/60	0-0	0-0	20- 0 W	11/18/73	2-7	6-3	14-22 L	12/19/99
11/26/61	5-5	0-9-1	27- 6 W	11/ 7/77	6-1	4-3	10- 3 W	

STADIUMS: Memorial 10-1 Hoosier/RCA 2-2 Griffith 1-2 D.C./RFK 4-4



Colts President Bill Polian earned a record-tying fifth NFL Executive of the Year award by *The Sporting News* following the club's 13-3 record in 1999.

COLTS ALL-TIME RECORDS IN STADIUMS

OPONENT	MEMORIAL STADIUM	HOOSIER/RCA DOME	ROAD SITES		TOTAL	
			WINS	TIES		
Arizona	3-3-0	2-1	1-1-0	Sun Devil Stadium	0-1	6-6-0
Atlanta	3-0-0	2-0	1-0-0	Fulton County Stadium	5-0	11-1-0
Baltimore	0-0-0	1-0	0-2-0	Rich/Ralph Wilson	9-20	1-2-0
Buffalo	5-7-1	11-7	3-0-0	Soldier Field	1-2	28-34-1
Carolina	0-0-0	0-1	0-1-0			0-2-0
Chicago	11-6-0	0-2	9-7-0			21-17-0
Cincinnati	3-3-0	2-3	7-2-0			12-8-0
Cleveland	1-5-0	3-3	5-7-0	Cleveland Browns Stadium	1-0	10-15-0
Dallas	1-2-0	1-1	1-1-0	Texas Stadium	1-3	6-7-0
Denver	1-2-0	2-2	1-1-0	Silverdome	1-1	3-9-0
Detroit	8-8-1	2-1	7-8-1	Lambeau Field	3-6	18-18-2
Green Bay	9-8-1	2-0	0-1-0			19-20-1
Jacksonville	0-0-0	1-0	1-0-0			2-0-0
Kansas City	1-3-0	2-0	6-3-0			2-0-0
Miami	6-8-0	6-12	3-15-0	Joe Robbie/Pro Player	6-10	21-45-0
Minnesota	8-0-0	1-0	4-4-1	HHH Metrodome	0-3	13-7-1
New England	8-6-0	6-12	1-0-0	Schoeller/Sullivan/Foxboro	9-21	24-39-0
New Orleans	2-0-0	0-2	0-1-0	Louisiana Superdome	0-3	3-5-0
New York Giants	7-6-0	11-7	8-6-0	Giants Stadium	12-6	8-5-0
New York Jets	1-3-0	0-2	1-1-0	LA Memorial Coliseum	1-2	38-26-0
Oakland Raiders	3-1-0	1-1	0-1-0	Franklin Field	1-0	3-8-0
Philadelphia	2-4-0	1-1	1-0-0	Three Rivers Stadium	0-11	9-6-0
Pittsburgh	12-4-2	1-1	8-10-0	Anheirn Stadium	0-1	21-17-2
St. Louis Rams	0-2-0	2-7	6-3-0	Cardinalsk Park/3Cam	0-3	4-16-0
San Diego	12-5-0	1-2	9-8-0	Husky Stadium	1-0	8-12-0
San Francisco	0-0-0	1-1	3-2-0			22-18-0
Seattle	0-0-0	1-1	2-2-0			5-3-0
Tampa Bay	1-1-0	2-1	2-3-0			5-4-0
Tennessee	2-2-0	3-3	1-2-0	D.C. Stadium	3-0	7-8-0
Washington	10-1-0	2-2	1-2-0	RFK Stadium	1-4	17-9-0

TOTAL:

RECORDS

POINTS (COLTS-OPPONENTS)

Memorial Stadium	122-91-5
Hoosier/RCA Dome	69-76-0
HOME WON/LOSS/TIED	191-167-5
Opposing Sites	160-205-2
Neutral Fields	3-1-0
WON-LOSS-TIED	354-373-7
*Neutral Fields (2 Playoff Bowls; 2 Super Bowls in Orange Bowl)	15,013-15,528

NFL PRESEASON SCHEDULE

(All Times Local; Game Dates and Times Subject to Change)

SATURDAY, AUGUST 3

WASHINGTON vs. S.F. (Osaka) 10:00

MONDAY, AUGUST 5

HOUSTON vs. N.Y. GIANTS (Hall of Fame Game) 8:00

FIRST WEEK THURSDAY, AUGUST 8

N.Y. JETS at PITTSBURGH 8:00

FRIDAY, AUGUST 9

CINCINNATI at BUFFALO 7:30
DETROIT at BALTIMORE 8:00
JACKSONVILLE at ATLANTA 7:30
OAKLAND at DALLAS 8:00

SATURDAY, AUGUST 10

COLTS at SEATTLE 7:00
ARIZONA at SAN DIEGO 7:00
CLEVELAND at MINNESOTA 7:00
DENVER at CHICAGO (Champaign, IL) 7:00
GREEN BAY at PHILADELPHIA 7:30
HOUSTON at NEW ORLEANS 7:00
KANSAS CITY at S.F. 6:00
NEW ENGLAND at N.Y. GIANTS 8:00
ST. LOUIS at TENNESSEE 7:00
WASHINGTON at CAROLINA 8:00

MONDAY, AUGUST 12

MIAMI at TAMPA BAY 8:00

SECOND WEEK THURSDAY, AUGUST 15

OAKLAND at TENNESSEE 7:00
NEW ORLEANS at MIAMI 7:00
N.Y. JETS at BALTIMORE 8:00

FRIDAY, AUGUST 16

CHICAGO at ST. LOUIS 7:00
MINNESOTA at BUFFALO 7:30
SEATTLE at SAN DIEGO 8:00
TAMPA BAY at JACKSONVILLE 7:00

SATURDAY, AUGUST 17

CINCINNATI at COLTS 7:00
PHILADELPHIA at NEW ENGLAND 8:00
DALLAS at CAROLINA 8:00
DETROIT at CLEVELAND 8:00
GREEN BAY at ARIZONA 7:00
HOUSTON at KANSAS CITY 7:30
N.Y. GIANTS at ATLANTA 4:00

SUNDAY, AUGUST 18

PITTSBURGH at WASHINGTON 8:00

MONDAY, AUGUST 19

S.F. at DENVER 6:00

THIRD WEEK THURSDAY, AUGUST 22

SAN DIEGO at ST. LOUIS 8:00

FRIDAY, AUGUST 23

BALTIMORE at PHILADELPHIA 8:00
CAROLINA at NEW ENGLAND 8:00
JACKSONVILLE at CHICAGO (Champaign, IL) 7:00
TENNESSEE at MINNESOTA 7:00

SATURDAY, AUGUST 24

BUFFALO at COLTS 7:00
ATLANTA at DALLAS 7:00
DENVER at ARIZONA 7:00
KANSAS CITY at SEATTLE 7:00
MIAMI at HOUSTON 7:00
NEW ORLEANS at CINCINNATI 7:30
N.Y. GIANTS at N.Y. JETS 8:00
PITTSBURGH at DETROIT 12:30
S.F. at OAKLAND 6:00
WASHINGTON at TAMPA BAY 8:00

MONDAY, AUGUST 26

CLEVELAND at GREEN BAY 7:00

FOURTH WEEK WEDNESDAY, AUGUST 28

SAN DIEGO at S.F. 6:00

THURSDAY, AUGUST 29

ARIZONA at OAKLAND 6:00
ATLANTA at CINCINNATI 7:30
BALTIMORE at N.Y. GIANTS 8:00
BUFFALO at DETROIT 8:00
CHICAGO at MIAMI 7:00
DALLAS at JACKSONVILLE 8:00
MINNESOTA at PITTSBURGH 7:30
NEW ENGLAND at WASHINGTON 8:00
SEATTLE at DENVER 7:00

FRIDAY, AUGUST 30

COLTS at NEW ORLEANS 6:00
CAROLINA at CLEVELAND 8:00
PHILADELPHIA at N.Y. JETS 7:30
ST. LOUIS at KANSAS CITY 7:30
TAMPA BAY at HOUSTON 7:00
TENNESSEE at GREEN BAY 7:00

NFL SCHEDULE

(All Times Local)

THURSDAY SEPTEMBER 5 (First Weekend)

S.F. at N.Y. GIANTS 8:30

SUNDAY, SEPTEMBER 8

COLTS at JACKSONVILLE 1:00
 N.Y. JETS at BUFFALO 1:00
 BALTIMORE at CAROLINA 1:00
 MINNESOTA at CHICAGO 12:00
 SAN DIEGO at CINCINNATI 1:00
 KANSAS CITY at CLEVELAND 1:00
 ATLANTA at GREEN BAY 12:00
 DETROIT at MIAMI 1:00
 PHILADELPHIA at TENNESSEE 12:00
 ARIZONA at WASHINGTON 1:00
 ST. LOUIS at DENVER 2:15
 SEATTLE at OAKLAND 1:15
 NEW ORLEANS at TAMPA BAY 4:15
 DALLAS at HOUSTON 7:30

MONDAY, SEPTEMBER 9

PITTSBURGH at NEW ENGLAND 9:00

SUNDAY, SEPTEMBER 15 (Second Weekend)

MIAMI at COLTS 12:00
 CHICAGO at ATLANTA 1:00
 TAMPA BAY at BALTIMORE 1:00
 DETROIT at CAROLINA 1:00
 CINCINNATI at CLEVELAND 1:00
 TENNESSEE at DALLAS 12:00
 JACKSONVILLE at KANSAS CITY 12:00
 GREEN BAY at NEW ORLEANS 12:00
 NEW ENGLAND at N.Y. JETS 1:00
 N.Y. GIANTS at ST. LOUIS 3:05
 ARIZONA at SEATTLE 1:05
 BUFFALO at MINNESOTA 3:15
 HOUSTON at SAN DIEGO 1:15
 DENVER at S.F. 1:15
 OAKLAND at PITTSBURGH 8:30

MONDAY, SEPTEMBER 16

PHILADELPHIA at WASHINGTON 9:00

SUNDAY, SEPTEMBER 22 (Third Weekend)

(OPEN DATES: BALTIMORE, JACKSONVILLE, OAKLAND, PITTSBURGH) **FOX**
COLTS at HOUSTON 12:00
 NEW ORLEANS at CHICAGO 12:00
 N.Y. JETS at MIAMI 1:00
 CAROLINA at MINNESOTA 12:00
 KANSAS CITY at NEW ENGLAND 1:00
 DALLAS at PHILADELPHIA 1:00
 CLEVELAND at TENNESSEE 12:00
 SAN DIEGO at ARIZONA 1:05
 BUFFALO at DENVER 2:05
 GREEN BAY at DETROIT 4:15
 SEATTLE at N.Y. GIANTS 4:15
 WASHINGTON at S.F. 1:15
 CINCINNATI at ATLANTA 8:30

MONDAY, SEPTEMBER 23

ST. LOUIS at TAMPA BAY 9:00

SUNDAY, SEPTEMBER 29 (Fourth Weekend)

(OPEN DATES: ATLANTA, COLTS, S.F. WASHINGTON) **CBS**
 CHICAGO at BUFFALO 1:00
 NEW ORLEANS at DETROIT 1:00
 CAROLINA at GREEN BAY 12:00
 N.Y. JETS at JACKSONVILLE 1:00
 MIAMI at KANSAS CITY 12:00
 HOUSTON at PHILADELPHIA 1:00
 CLEVELAND at PITTSBURGH 1:00
 DALLAS at ST. LOUIS 12:00
 N.Y. GIANTS at ARIZONA 1:05
 TAMPA BAY at CINCINNATI 4:05
 TENNESSEE at OAKLAND 1:15
 NEW ENGLAND at SAN DIEGO 1:15
 MINNESOTA at SEATTLE 5:30

MONDAY, SEPTEMBER 30

DENVER at BALTIMORE 9:00

SUNDAY, OCTOBER 6 (Fifth Weekend)

(OPEN DATES: DETROIT, HOUSTON, MINNESOTA, SEATTLE) **FOX**
 CINCINNATI at COLTS 12:00
 TAMPA BAY at ATLANTA 1:00
 OAKLAND at BUFFALO 1:00
 ARIZONA at CAROLINA 1:00
 N.Y. GIANTS at DALLAS 12:00
 NEW ENGLAND at MIAMI 1:00
 PITTSBURGH at NEW ORLEANS 12:00
 WASHINGTON at TENNESSEE 12:00
 SAN DIEGO at DENVER 2:05
 KANSAS CITY at N.Y. JETS 4:05
 PHILADELPHIA at JACKSONVILLE 4:15
 ST. LOUIS at S.F. 1:15
 BALTIMORE at CLEVELAND 8:30

MONDAY, OCTOBER 7

GREEN BAY at CHICAGO 8:00

SUNDAY, OCTOBER 13 (Sixth Weekend)

(OPEN DATES: ARIZONA, CHICAGO, N.Y. JETS, PHILADELPHIA) **CBS**
BALTIMORE at COLTS 12:00
 PITTSBURGH at CINCINNATI 1:00
 CAROLINA at DALLAS 12:00
 BUFFALO at HOUSTON 12:00
 DETROIT at MINNESOTA 12:00
 GREEN BAY at NEW ENGLAND 1:00
 ATLANTA at N.Y. GIANTS 1:00
 JACKSONVILLE at TENNESSEE 12:00
 NEW ORLEANS at WASHINGTON 1:00
 OAKLAND at ST. LOUIS 3:15
 KANSAS CITY at SAN DIEGO 1:15
 CLEVELAND at TAMPA BAY 4:15
 MIAMI at DENVER 6:30

MONDAY, OCTOBER 14

S.F. at SEATTLE 6:00

SUNDAY, OCTOBER 20 (Seventh Weekend)

(OPEN DATES: CINCINNATI, NEW ENGLAND, N.Y. GIANTS, TENNESSEE) **FOX**
 CAROLINA at ATLANTA 1:00
 JACKSONVILLE at BALTIMORE 1:00
 CHICAGO at DETROIT 1:00
 DENVER at KANSAS CITY 12:00
 BUFFALO at MIAMI 1:00
 S.F. at NEW ORLEANS 12:00
 MINNESOTA at N.Y. JETS 1:00
 TAMPA BAY at PHILADELPHIA 1:00
 SEATTLE at ST. LOUIS 12:00
 HOUSTON at CLEVELAND 4:05
 SAN DIEGO at OAKLAND 1:05
 DALLAS at ARIZONA 1:15
 WASHINGTON at GREEN BAY 3:15

MONDAY, OCTOBER 21

COLTS at PITTSBURGH 9:00

SUNDAY, OCTOBER 27 (Eighth Weekend)

(OPEN DATES: GREEN BAY, MIAMI, ST. LOUIS, SAN DIEGO) **CBS**
COLTS at WASHINGTON 8:30
 PITTSBURGH at BALTIMORE 1:00
 DETROIT at BUFFALO 1:00
 TAMPA BAY at CAROLINA 1:00
 TENNESSEE at CINCINNATI 1:00
 SEATTLE at DALLAS 12:00
 OAKLAND at KANSAS CITY 12:00
 CHICAGO at MINNESOTA 12:00
 ATLANTA at NEW ORLEANS 12:00
 CLEVELAND at N.Y. JETS 1:00
 ARIZONA at S.F. 1:05
 HOUSTON at JACKSONVILLE 4:15
 DENVER at NEW ENGLAND 4:15

MONDAY, OCTOBER 28

N.Y. GIANTS at PHILADELPHIA 9:00

SUNDAY, NOVEMBER 3 (Ninth Weekend)

(OPEN DATES: CAROLINA, DENVER, KANSAS CITY, NEW ORLEANS) **FOX**
TENNESSEE at COLTS 1:00
 BALTIMORE at ATLANTA 1:00
 NEW ENGLAND at BUFFALO 1:00
 PHILADELPHIA at CHICAGO 12:00
 PITTSBURGH at CLEVELAND 1:00
 DALLAS at DETROIT 1:00
 CINCINNATI at HOUSTON 12:00
 MINNESOTA at TAMPA BAY 1:00
 N.Y. JETS at SAN DIEGO 1:05
 ST. LOUIS at ARIZONA 2:15
 S.F. at OAKLAND 1:15
 WASHINGTON at SEATTLE 1:15
 JACKSONVILLE at N.Y. GIANTS 8:30

MONDAY, NOVEMBER 4

MIAMI at GREEN BAY 8:00

SUNDAY, NOVEMBER 10

(Tenth Weekend)

(OPEN DATES: BUFFALO, CLEVELAND, DALLAS, TAMPA BAY) CBS

COLTS at PHILADELPHIA 1:00
 CINCINNATI at BALTIMORE 1:00
 NEW ORLEANS at CAROLINA 1:00
 DETROIT at GREEN BAY 12:00
 N.Y. GIANTS at MINNESOTA 12:00
 ATLANTA at PITTSBURGH 1:00
 SAN DIEGO at ST. LOUIS 12:00
 HOUSTON at TENNESSEE 12:00
 SEATTLE at ARIZONA 2:05
 WASHINGTON at JACKSONVILLE 4:05
 NEW ENGLAND at CHICAGO 3:15
 KANSAS CITY at S.F. 1:15
 MIAMI at N.Y. JETS 8:30

MONDAY, NOVEMBER 11

OAKLAND at DENVER 7:00

SUNDAY, NOVEMBER 17

(Eleventh Weekend)

CBS

DALLAS at COLTS 1:00
 NEW ORLEANS at ATLANTA 1:00
 CLEVELAND at CINCINNATI 1:00
 BUFFALO at KANSAS CITY 12:00
 BALTIMORE at MIAMI 1:00
 GREEN BAY at MINNESOTA 12:00
 WASHINGTON at N.Y. GIANTS 1:00
 ARIZONA at PHILADELPHIA 1:00
 PITTSBURGH at TENNESSEE 12:00
 S.F. at SAN DIEGO 1:05
 CAROLINA at TAMPA BAY 4:05
 N.Y. JETS at DETROIT 4:15
 JACKSONVILLE at HOUSTON 3:15
 DENVER at SEATTLE 1:15
 NEW ENGLAND at OAKLAND 5:30

MONDAY, NOVEMBER 18

CHICAGO at ST. LOUIS 8:00

SUNDAY, NOVEMBER 24

(Twelfth Weekend)

FOX

COLTS at DENVER 6:30
 TENNESSEE at BALTIMORE 1:00
 ATLANTA at CAROLINA 1:00
 DETROIT at CHICAGO 12:00
 JACKSONVILLE at DALLAS 12:00
 SAN DIEGO at MIAMI 1:00
 MINNESOTA at NEW ENGLAND 1:00
 CLEVELAND at NEW ORLEANS 12:00
 BUFFALO at N.Y. JETS 1:00
 CINCINNATI at PITTSBURGH 1:00
 GREEN BAY at TAMPA BAY 1:00
 OAKLAND at ARIZONA 2:05
 KANSAS CITY at SEATTLE 1:05
 N.Y. GIANTS at HOUSTON 3:15
 ST. LOUIS at WASHINGTON 4:15

MONDAY, NOVEMBER 25

PHILADELPHIA at S.F. 6:00

THURSDAY, NOVEMBER 28

(Thirteenth Weekend)

NEW ENGLAND at DETROIT 12:30
 WASHINGTON at DALLAS 3:05

SUNDAY, DECEMBER 1

HOUSTON at COLTS

MIAMI at BUFFALO 1:00
 BALTIMORE at CINCINNATI 1:00
 CAROLINA at CLEVELAND 1:00
 CHICAGO at GREEN BAY 12:00
 PITTSBURGH at JACKSONVILLE 1:00
 ARIZONA at KANSAS CITY 12:00
 ATLANTA at MINNESOTA 12:00
 TENNESSEE at N.Y. GIANTS 1:00
 DENVER at SAN DIEGO 1:05
 ST. LOUIS at PHILADELPHIA 4:15
 SEATTLE at S.F. 1:15
 TAMPA BAY at NEW ORLEANS 7:30

MONDAY, DECEMBER 2

N.Y. JETS at OAKLAND 6:00

SUNDAY, DECEMBER 8

(Fourteenth Weekend)

CBS

COLTS at TENNESSEE 12:00
 CINCINNATI at CAROLINA 1:00
 S.F. at DALLAS 12:00
 CLEVELAND at JACKSONVILLE 1:00
 ST. LOUIS at KANSAS CITY 12:00
 BUFFALO at NEW ENGLAND 1:00
 HOUSTON at PITTSBURGH 1:00
 ATLANTA at TAMPA BAY 1:00
 N.Y. GIANTS at WASHINGTON 1:00
 DETROIT at ARIZONA 2:05
 NEW ORLEANS at BALTIMORE 4:05
 PHILADELPHIA at SEATTLE 1:05
 DENVER at N.Y. JETS 4:15
 OAKLAND at SAN DIEGO 1:15
 MINNESOTA at GREEN BAY 7:30

MONDAY, DECEMBER 9

CHICAGO at MIAMI 9:00

SUNDAY, DECEMBER 15

(Fifteenth Weekend)

FOX

COLTS at CLEVELAND 1:00
 SEATTLE at ATLANTA 1:00
 SAN DIEGO at BUFFALO 1:00
 N.Y. JETS at CHICAGO 12:00
 JACKSONVILLE at CINCINNATI 1:00
 TAMPA BAY at DETROIT 1:00
 BALTIMORE at HOUSTON 12:00
 OAKLAND at MIAMI 1:00
 MINNESOTA at NEW ORLEANS 12:00
 WASHINGTON at PHILADELPHIA 1:00
 CAROLINA at PITTSBURGH 1:00
 KANSAS CITY at DENVER 2:05
 DALLAS at N.Y. GIANTS 4:15
 GREEN BAY at S.F. 1:15
 ARIZONA at ST. LOUIS 7:30

MONDAY, DECEMBER 16

NEW ENGLAND at TENNESSEE 8:00

SATURDAY, DECEMBER 21

(Sixteenth Weekend)

MIAMI at MINNESOTA 12:30
 S.F. at ARIZONA 3:00
 PHILADELPHIA at DALLAS 7:30

SUNDAY, DECEMBER 22

CBS

N.Y. GIANTS at COLTS 1:00
 DETROIT at ATLANTA 1:00
 CHICAGO at CAROLINA 1:00
 NEW ORLEANS at CINCINNATI 1:00
 BUFFALO at GREEN BAY 12:00
 TENNESSEE at JACKSONVILLE 1:00
 SAN DIEGO at KANSAS CITY 12:00
 HOUSTON at WASHINGTON 1:00
 ST. LOUIS at SEATTLE 1:05
 CLEVELAND at BALTIMORE 4:15
 DENVER at OAKLAND 1:15
 N.Y. JETS at NEW ENGLAND 8:30

MONDAY, DECEMBER 23

PITTSBURGH at TAMPA BAY 9:00

SATURDAY, DECEMBER 28

(Seventeenth Weekend)

PHILADELPHIA at N.Y. GIANTS 1:30
 KANSAS CITY at OAKLAND 2:00

SUNDAY, DECEMBER 29

FOX

JACKSONVILLE at COLTS 4:05
 CINCINNATI at BUFFALO 1:00
 ATLANTA at CLEVELAND 1:00
 MINNESOTA at DETROIT 1:00
 TENNESSEE at HOUSTON 12:00
 MIAMI at NEW ENGLAND 1:00
 CAROLINA at NEW ORLEANS 12:00
 BALTIMORE at PITTSBURGH 1:00
 DALLAS at WASHINGTON 1:00
 ARIZONA at DENVER 2:15
 GREEN BAY at N.Y. JETS 4:15
 SEATTLE at SAN DIEGO 1:15
 TAMPA BAY at CHICAGO 7:30

MONDAY, DECEMBER 30

S.F. at ST. LOUIS 8:00



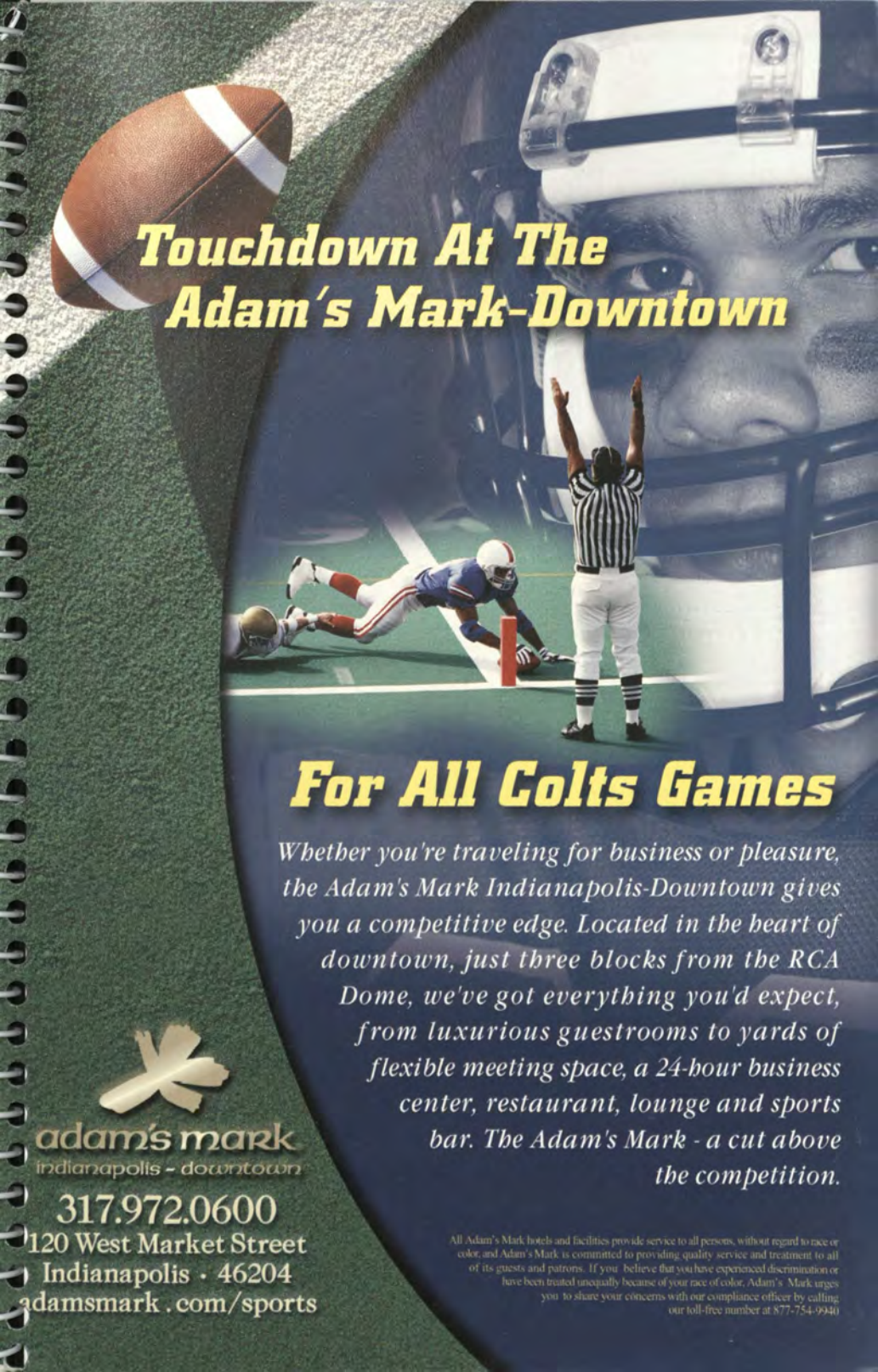
Clarian Health Partners
Methodist • IU • Riley

Indiana's
leading
providers of
health care

Visit

www.clarian.org

or call 1.800.265.3220
for a primary care or
specialty physician



Touchdown At The Adam's Mark-Downtown

For All Colts Games

Whether you're traveling for business or pleasure, the Adam's Mark Indianapolis-Downtown gives you a competitive edge. Located in the heart of downtown, just three blocks from the RCA Dome, we've got everything you'd expect, from luxurious guestrooms to yards of flexible meeting space, a 24-hour business center, restaurant, lounge and sports bar. The Adam's Mark - a cut above the competition.



adam's mark
indianapolis - downtown

317.972.0600

120 West Market Street

Indianapolis · 46204

adamsmark.com/sports

All Adam's Mark hotels and facilities provide service to all persons, without regard to race or color, and Adam's Mark is committed to providing quality service and treatment to all of its guests and patrons. If you believe that you have experienced discrimination or have been treated unequally because of your race or color, Adam's Mark urges you to share your concerns with our compliance officer by calling our toll-free number at 877-754-9940.



Colts Fans...
This Bud's for you.

