


# INDIANAPOLIS COLTS

TM



1987 Media Guide

TM

\$4.00

# DELLen

Oldsmobile

5350 N. Keystone  
Indianapolis, IN 46205

Coming  
This Fall!



# DELLen

Lincoln Mercury Merkur

5000 N. Keystone  
Indianapolis, IN 46205

# DELLen

Russ Dellen

Buick, Oldsmobile, Pontiac & GMC  
2640 W. Main (U.S. 40)  
Greenfield, IN 46140

# DELLen

Keystone  
Kawasaki  
Harley-Davidson  
Suzuki

4949 N. Keystone  
Indianapolis, IN 46205

Official  
Automobile Dealer  
Indianapolis





**INDIANAPOLIS COLTS  
1987 SEASON SCHEDULE**

Date	Opponent	Time
<b>PRESEASON</b>		
Saturday, August 15	at Detroit Lions	7:00 p.m.
Saturday, August 22	at Minnesota Vikings	7:00 p.m.
Saturday, August 29	HOUSTON OILERS	7:30 p.m.
Saturday, September 5	TAMPA BAY BUCCANEERS	7:30 p.m.
<b>REGULAR SEASON</b>		
Sunday, September 13	CINCINNATI BENGALS	12:00 Noon
Sunday, September 20	MIAMI DOLPHINS	12:00 Noon
Sunday, September 27	at St. Louis Cardinals	12:00 Noon
Sunday, October 4	at Buffalo Bills	12:00 Noon
Sunday, October 11	NEW YORK JETS	12:00 Noon
Sunday, October 18	at Pittsburgh Steelers	12:00 Noon
Sunday, October 25	NEW ENGLAND PATRIOTS	1:00 p.m.
Sunday, November 1	at New York Jets	1:00 p.m.
Sunday, November 8	SAN DIEGO CHARGERS	1:00 p.m.
Sunday, November 15	at Miami Dolphins	1:00 p.m.
Sunday, November 22	at New England Patriots	1:00 p.m.
Sunday, November 29	HOUSTON OILERS	1:00 p.m.
Sunday, December 6	at Cleveland Browns	1:00 p.m.
Sunday, December 13	BUFFALO BILLS	1:00 p.m.
Sunday, December 20	at San Diego Chargers	4:00 p.m.
Sunday, December 27	TAMPA BAY BUCCANEERS	1:00 p.m.

All times local to Indianapolis

**INDEX**

Alumni . . . . .	121-125	League Contacts . . . . .	insert
Biographies:		Longest in Colts History . . . . .	151
Assistant Coaches . . . . .	6-11	Records:	
Bushofsky, Jack . . . . .	12	Attendance . . . . .	133
Chernoff, Michael . . . . .	4	Seasonal . . . . .	142-143
Draft Choices . . . . .	71-74	Individual . . . . .	133-137
Irsay, Jim . . . . .	4	Career . . . . .	140-141
Irsay, Robert . . . . .	3	Team . . . . .	137-140
Meyer, Ron . . . . .	5-6	Results:	
Terpening, Bob . . . . .	12	NFL Standings . . . . .	166-172
Trainers . . . . .	13	Preseason . . . . .	152-153
Veterans . . . . .	16-70	Review of 1986	
Building the Colts . . . . .	77	Game Summaries . . . . .	78-90
Championship Games/		Statistics:	
Teams . . . . .	115-121	Individual . . . . .	92-93; 95; 98-100
Coaches-all-time . . . . .	108	Team . . . . .	94; 96-97
Colt Lasts . . . . .	151	Roster . . . . .	insert
Draft History . . . . .	127-132	Schedule:	
Durability Leaders . . . . .	132	Colts . . . . .	1
Facility . . . . .	11	NFL . . . . .	173-176
Hall of Fame Colts . . . . .	109-112	Series Records . . . . .	163-165
History of the Colts . . . . .	101-107	Stadiums . . . . .	176
Hoosier Dome . . . . .	75	Top Single-Game Performances:	
Honors:		Colts . . . . .	143-145
All-Pro . . . . .	113	Opponents . . . . .	150
Pro Bowl . . . . .	114	Travel Headquarters . . . . .	insert
Instant Replay . . . . .	76	Year-by-Year Leaders . . . . .	146-150

The Colts' logo and the name Indianapolis Colts are trademarks of the Indianapolis Colts, Inc.



# DIRECTORY

## INDIANAPOLIS COLTS ADMINISTRATION

### FRONT OFFICE

Robert Irsay . . . . . President and Treasurer  
 James Irsay . . . . . Vice President and General Manager  
 Michael G. Chernoff . . . . . Vice President and General Counsel  
 Bob Terpening . . . . . Assistant General Manager  
 Kurt Humphrey . . . . . Controller  
 Pete Ward . . . . . Director of Operations  
 Craig Kelley . . . . . Director of Public Relations  
 Larry Hall . . . . . Ticket Manager  
 Anne Phillips . . . . . Public Relations Assistant  
 David Filar . . . . . Purchasing Administrator  
 Jon Scott . . . . . Equipment Manager  
 Chris Matlock . . . . . Assistant Equipment Manager  
 Marty Heckscher . . . . . Video Director  
 John Starliper . . . . . Assistant Video Director  
 Greg Briner . . . . . Research and Quality Control

### COACHING STAFF

Ron Meyer . . . . . Head Coach  
 John Becker . . . . . Offensive Coordinator  
 Leon Burtnett . . . . . Running Backs  
 George Catavolos . . . . . Secondary  
 George Hill . . . . . Defensive Coordinator  
 Tom Lovat . . . . . Assistant Head Coach/Offensive Line  
 John Marshall . . . . . Defensive Line  
 Chip Myers . . . . . Receivers  
 Keith Rowen . . . . . Special Teams/Assistant Offensive Line  
 Rick Venturi . . . . . Linebackers  
 Tom Zupancic . . . . . Strength and Conditioning

### PERSONNEL

Jack Bushofsky . . . . . Director of Player Personnel  
 Clyde Powers . . . . . College Scout  
 John Goeller . . . . . College Scout  
 Pat Mondock . . . . . College Scout  
 Mike Butler . . . . . College Scout

### MEDICAL STAFF

Hunter Smith . . . . . Head Trainer  
 Dave Hammer . . . . . Assistant Trainer  
 K. Donald Shelbourne . . . . . Team Physician and Orthopedic Surgeon  
 Arthur C. Rettig . . . . . Orthopedic Surgeon

### OFFICE STAFF

Karen Birsfield . . . . . General Manager Secretary  
 Cathy Catellier . . . . . Head Coach Secretary  
 Mary Clugston . . . . . Bookkeeper  
 Angie Cox . . . . . Ticket Office  
 Karen Fisher . . . . . Coaching  
 Annette Hill . . . . . Receptionist  
 Sue Kelly . . . . . Personnel Secretary  
 Beverly Slater . . . . . Bookkeeper  
 Kim Stillinger . . . . . Operations  
 Kristen Willsey . . . . . Ticket Office  
 James Bass . . . . . Building and Grounds  
 Norm Mueller . . . . . Mail Clerk/Office Assistant  
 Mike Robinson . . . . . Building and Grounds  
 Skyler Webster . . . . . Building and Grounds

### INDIANAPOLIS COLTS

P.O. Box 24100  
 Indianapolis, IN 46224  
 (317) 297-2658—switchboard  
 (317) 297-7000—ticket office

P.O. Box 533700  
 Indianapolis, IN 46224  
 Effective Oct. 1

The Colts 1987 Media Guide was compiled by the Indianapolis Colts' Public Relations Department and is meant to serve as an information source for the media and NFL fans.

The cover design was created by Don Larson. Printing by Western Newspaper Publishing.



## INDIANAPOLIS COLTS OFFICERS

### ROBERT IRSAY

#### President and Treasurer

"The greatest thrill I've had in football was on April 2, 1984, when I walked into the Hoosier Dome with Mayor (Bill) Hudnut in front of all those fans," says Robert Irsay of the 20,000 people who showed up to welcome the Colts to Indianapolis. "It is my intention," Irsay continues, "for the Colts to be a vital contributing member of the greater Indianapolis community."



Irsay became owner of the Colts on July 26, 1972, when he traded his recently-acquired Los Angeles Rams to Carroll Rosenbloom for the Colt franchise. Irsay had purchased the Rams from the estate of Dan Reeves.

Irsay was born on March 5, 1923, in Chicago's northern "Bucktown" section. He worked his way through the University of Illinois, where he earned a Bachelor of Science degree in mechanical engineering. (While attending Illinois, he was an Illini football teammate of former Colt Alex Agase.)

From 1941 to 1945, he served in the United States Marine Corps, after which he worked for a mechanical contracting company in Chicago.

In 1952 he formed the Robert Irsay Company of Skokie, Ill. After building the business into one of the largest and most respected heating, ventilating and air conditioning companies in the world, Irsay sold his company to a firm listed on the New York Stock Exchange in 1971. He remained associated with the firm until 1978 when he formed Colt Construction and Development Co., and its affiliate, Colt Developers, Co., which are diversified construction and development companies.

Irsay is an active supporter of many charitable organizations. Among those are: Indianapolis Black Expo, the Mental Health Association and Cystic Fibrosis Foundation in Indianapolis; Foundation for Children with Learning Disabilities, New York, New York; Stritch School of Medicine at Loyola University in Chicago; and the Troubled Children's Foundation Center in Hialeah, Fla. He makes further donations through the Colts as a member of NFL Properties which dedicates a major portion of its earnings to NFL Charities.

Irsay has two sons, Tom (33) and Jim (28), the club's general manager.



## OFFICERS

### JIM IRSAY

#### Vice President and General Manager

**Dedication:** The best description of Jim Irsay's commitment to bringing winning football to the City of Indianapolis. Irsay has been involved in all aspects of the day-to-day operation of the Colts since joining the club in January of 1982. Jim was added to the personnel department in 1983 and took over as general manager in early 1984, following the Colts move to Indianapolis. The 28-year old Irsay was instrumental in the hiring of Ron Meyer as the Colts' head coach.



Irsay received his bachelor's degree in broadcast journalism from Southern Methodist University, where he played linebacker for a year and a half as a walk-on, before an ankle injury ended his career. Jim was born on June 13, 1959 in Lincolnwood, Ill. He attended Loyola Academy in Wilmette, Ill., where he played golf, boxed and became an avid weight-conditioner.

Jim is an active member of the Indianapolis community and is involved with Big Brothers of Indianapolis. He is a corporate member of the Indiana Sports Corporation and he serves on the Board of Directors of the Noble Center for Retarded Citizens in Indianapolis. Jim and his wife, Meg, have three daughters, Carlie (6), Casey (4) and Kalen.

### MICHAEL G. CHERNOFF

#### Vice President and General Counsel

Since March of 1975, Michael Chernoff has been vice president and general counsel for Robert Irsay's various business concerns including the Colt football team.

The Glencoe, Ill. native received his bachelor's degree from the University of Chicago in 1956 and then stayed on at Chicago to receive his Doctor of Law degree in 1959. Chernoff was in private practice until 1974 when he became vice president and general counsel to a Fortune 500 company, one year before joining Irsay. Chernoff's legal background includes extensive work in corporate law securities, real estate and taxes. He has also played a key role in negotiating commercial, player and other contracts, including the contract which put the Colts in Indianapolis.



Chernoff, who resides in Chicago with his wife, Eunice, has three children, Susan, Steven and Robert. Steven and his wife, Michelle, made Chernoff a grandfather last year.



## RON MEYER

### Head Coach

On December 1, 1986, Ron Meyer assumed the reigns of head coach of the Indianapolis Colts. What was in store for the Colts' final three games signaled to the football world the talent Meyer possesses.

He led the Colts to three successive victories, the only head coach in team history to win his first three contests.

Meyer's impact was immediate in Indianapolis, and as evident as it had been throughout every coaching assignment during a 13-year career in the prep, collegiate and professional levels.

The Westerville, Ohio native entered the coaching ranks following his career as a defensive back at Purdue. Meyer assumed his first post as the head coach at Penn High School in Mishawaka, Indiana in 1964. His team produced a 5-4 mark that year.

In 1965, Meyer returned to Purdue as an offensive assistant in charge of the backfield, receivers and overall passing game. While on the staff of Jack Mollenkopf the Boilermakers notched an overall mark of 44-16-1. Purdue won the 1967 Rose Bowl, 14-13, over Southern California, in Meyer's second year, and shared the Big Ten Championship with Minnesota the following season.

Meyer accepted his first professional position as a scout for the Dallas Cowboys upon leaving Purdue. Meyer's two years with Dallas were highlighted by a Super Bowl VI Championship, a 24-3 win over Miami. Dallas boasted a 21-7 record during Meyer's time with the club.

Meyer obtained his first collegiate head coaching position at the University of Nevada-Las Vegas, a school which had finished 1-10 immediately prior to his arrival. Meyer applied the winning touch to the Rebel program and led his teams to a 27-8 record over a three-year period from 1973-75. His 1974 Rebel unit posted a 11-0 regular season mark before losing in the 1974 NCAA II semifinals. A testament of his leadership at UNLV was the program sporting a 25-6 mark over the three seasons following his departure.

Meyer took charge of a struggling Southern Methodist University program in 1976, and soon transformed it into a powerful national contender. Building a foundation during his first four years, Meyer's teams went 8-4 in 1980 and 10-1 in 1981. SMU won the Southwest Conference Championship in 1981 and came within two points of a perfect season. Meyer ascended to the NFL with New England following that season, but the winning continued at SMU as the three subsequent Mustang teams amassed a 31-4-1 combined record.

The task Meyer faced at New England was no different than those at UNLV or SMU. Nor were the results.

Meyer took a Patriots club which was 2-14 in 1981 to the playoffs with a 5-4 record during the strike-shortened 1982 season. The Patriots lost a playoff duel to Miami, 28-13. He then





## COACHES

guided his injury-riddled club to a 8-8 record in 1983, staying in playoff contention until the final weekend of the campaign. During his career with New England, Meyer posted a 18-15 regular season mark.

Meyer was born on February 17, 1941 in Westerville, Ohio. He earned ten prep letters in football, basketball and baseball, and won all-conference honors in each as a senior.

Meyer entered Purdue as a football walk-on in 1959 and quickly won a scholarship in the second semester of his freshman year. As a defensive back he led the Boilermakers in minutes played as a junior and senior. Meyer was selected to the Big Ten All-Academic Team and won the Big Ten Medal of Honor. In addition, he was tabbed for Purdue's Nobel Kizer Award for athletic and academic achievement in 1963.

Meyer and his wife, Cindy, have two daughters, Kathryn and Elizabeth. Ron's two sons, Ron, Jr. and Ralph, reside in Dallas.

**Ron Meyer is the only Colts head coach to win his first three games.**



### **TOM LOVAT, Assistant Head Coach/Offensive Line**

Tom Lovat enters his third season in charge of the Colts' offensive line. He joined Indianapolis in 1985 after serving as the offensive line coach for the St. Louis Cardinals since 1981. Lovat also was the line coach for Green Bay in 1980, giving him seven years NFL experience among his 26-year coaching career. He has also held the Colts' assistant head coaching title for the past two seasons.

During Lovat's tenure with the Colts, the offensive line has paved the way for the AFC's leading ground attack in 1985. This past season Lovat saw Chris Hinton and Ray Donaldson earn Pro Bowl honors.

Lovat, 48, began his coaching in 1961, after his playing career as a guard and linebacker at Utah. Lovat's first collegiate job was at his alma mater in 1967 as an assistant coach. He moved to Idaho State as the offensive line coach from 1968-70, before serving for one year (1970) as the defensive coordinator of the Saskatchewan Roughriders of the CFL. Lovat returned to Utah as a defensive coach in 1972, and was named head coach two years later. He served in that capacity at Utah from 1974-76, then joined Bill Walsh's staff at Stanford. He was a coaching member of the







Cardinal teams which defeated Georgia in the Bluebonnet Bowl and LSU in the Sun Bowl.

Lovat was born December 28, 1938 in Bingham, Utah. He is married to the former Lyn Boren of Bingham. They have three children, Johna (23), Matthew (20) and Mark (17).

### **JOHN BECKER, Offensive Coordinator**

John Becker enters his first year as offensive coordinator of the Colts after serving for the past two seasons as the club's quarterback coach.

Under Becker's tutelage in 1986, Colts quarterbacks set the team's alltime single-season passing record with 3,615 yards.

Becker has coached in the NFL for seven seasons. He served with Buffalo in 1984 as quarterback coach. Prior to that he spent four seasons with Philadelphia in charge of the Eagles' wide receivers (1983), running backs (1981-82) and research and quality control (1981).

Becker began his coaching career at Crespi Carmelite High School (Encino, Calif.) in 1965, while attending Cal State-Northridge. He joined the staff at UCLA in 1970 as a freshman coach. Becker was an assistant at New Mexico State in 1971, and at New Mexico (1972-73), before taking the head coaching position at Los Angeles Valley College in 1974. He compiled a three-year 17-10-1 record, then moved to Oregon as the offensive coordinator. He remained there for three years before entering the NFL with Philadelphia.

Becker was born February 16, 1943 in Alexandria, Va. He has three children, Kristine (22), Karen (21) and John (20).



### **LEON BURTNETT, Running Backs**

Leon Burtnett's first year on the Colts staff is as running backs coach, his first assignment in professional football.

Burtnett spent the last five seasons as the head coach at Purdue. He joined the Boilermakers in 1977 as defensive coordinator and was given the additional title of assistant head coach in 1979, the capacity he remained in until being tabbed head coach.

Burtnett landed his first collegiate post as secondary coach at Montana State in 1970. He held the same position at Washington State in 1971 and at Wyoming in 1972. He was elevated to defensive coordinator with Wyoming in 1973. Burtnett moved to San Jose State (1974-75) as linebacker coach, then entered the Big Ten at Michigan State to tutor Spartan linebackers in 1976.

Burtnett graduated from Southwestern (Kansas) University in 1965 with degrees in business and physical education. He was a fullback who earned honorable mention All-America honors.

Burtnett was born May 30, 1943 in Fresno, Calif. He is married to the former Cecilia Johnson of Sonora, Texas. They have three children, Kyle (11), Ryan (8) and Brooke (3).





## COACHES

---

### **GEORGE CATAVOLOS, Secondary**

George Catavolos joined the Colts in May of 1984 as the defensive secondary coach, his first professional position after a successful collegiate career.

Catavolos moved to the Colts after serving as the secondary coach under Johnny Majors at Tennessee (1982-83). Prior to 1982, Catavolos worked as the secondary coach at Kentucky (1977-81). He was part of the staff which guided Kentucky to a 10-1 record (6-0 in the Southeastern Conference) in 1977.



Catavolos began coaching as a graduate assistant at Purdue in 1967, under Jack Mollenkopf. He worked there for two years before taking his first full-time assistantship at Middle Tennessee State in 1969. Catavolos joined the Louisville staff as a defensive back coach in 1970, then landed the same position at Purdue in 1971. He coached at Purdue for six years under head coaches Bob DeMoss and Alex Agase.

Catavolos received his bachelor's and master's degree from Purdue, where he starred as a defensive back. He was co-captain for the 1967 Purdue squad which defeated USC, 14-13, in the Rose Bowl. He also received that year's Noble E. Kizer Award for academic excellence.

Catavolos was born May 8, 1945 in Chicago. He is married to the former Tona Jones of Royal Center, Ind. They have two daughters, Lindsay Marie (4) and Stephanie Lynn (3).

### **GEORGE HILL, Defensive Coordinator**

George Hill enters his third season as defensive coordinator for Indianapolis. The 1987 season will mark Hill's ninth season as a defensive strategist in the NFL. He worked as the linebackers coach for Philadelphia for six years prior to joining the Colts.

Hill's deployments have earned the Colts respect throughout the league as a stingy defensive club. With a solid linebacking nucleus and an improving line and secondary, the Colts should again field a defensive unit comparable to any in the NFL.

Hill initiated his coaching career at Findlay (Ohio) College in 1959. From 1960-64, Hill coached at Denison University, then he moved to Cornell in 1965. He served 1966-70 as an assistant at Duke, then joined Woody Hayes' staff at Ohio State for eight seasons (1971-78) as defensive coordinator.

Hill was born April 28, 1933 in Bay Village, Ohio. He is married to the former Cloyde Roy of Altoona, Pa. They have two children, Greg (22) and Tammy (18).





### **JOHN MARSHALL, Defensive Line**

John Marshall joined the Colts in 1986, after serving as the defensive coordinator with Atlanta from 1983 to 1985. Prior to his stint with the Falcons, Marshall spent two seasons as linebacker coach with Green Bay, and coached the Pack's special teams in 1980.



Marshall, 41, also possesses eleven years as a coach on the collegiate level. He entered coaching after a neck injury during his freshman year at Washington State halted his career as a linebacker. His first post came at Hancock Junior College where he worked under John Madden. Marshall then took the head freshman coaching position at Oregon, where he instructed from 1969-71. Marshall moved to coach the offensive line at Oregon from 1972-76, before he advanced to Southern Cal as the linebacker coach. During Marshall's 1977-79 term at USC the Trojans won two Rose Bowls and a national championship.

Marshall was born October 2, 1945 in Arroyo Grande, Calif. He is married to the former Becky Hann of Coos Bay, Oregon. They have two daughters, Sarah (13) and Meg (11).

### **CHIP MYERS, Receivers**

Chip Myers came to the Colts in 1985 as receivers coach, bringing nine years of league receiving experience to the team. With two years as the receivers coach at Tampa Bay (1983-84), Myers possesses five years coaching experience in the NFL.

Myers was partially responsible for the development of standout rookie Bill Brooks in 1986. Teamed with Matt Bouza, the two became the first receivers in club history to catch 60 passes apiece in the same season.



Prior to Tampa Bay, he served for three years at Illinois as receivers coach under Mike White. Myers began his coaching career as a special training camp assistant with San Francisco in 1979.

Myers' playing career started with the 49ers in 1967. He played for Cincinnati from 1969-75, where Bill Walsh was the receivers coach. Under Walsh's guidance, Myers earned Pro Bowl honors following the 1972 season when he caught 57 passes for 792 yards and three touchdowns.

Myers was born July 9, 1945 at Panama City, Fla. He is married to the former Susie Lovatt of Cincinnati, Ohio. They have five children, Adam (19), Brian (17), and Chris (13) Bortz; Adam (13) and Elizabeth (10) Myers.



## COACHES

### **KEITH ROWEN, Special Teams/Assistant Offensive Line**

For the third year the Colts' special teams will be directed by Keith Rowen, who also helps instruct the offensive line and tight ends. At 34, Rowen has 12 years experience. In addition to working with Indianapolis he served as the running back coach with Cleveland in 1984.

Former Browns head coach Sam Rutigliano pointed out that Keith "is one of the finest young coaches in football today."

Rowen began his career as the assistant defensive line coach at Stanford from 1975-76. He moved to Cal State-Long Beach from 1977-79 as the offensive line coach, before taking the same position at Arizona in 1979. After five seasons at Arizona, Rowen landed his first professional job as the offensive line coach/offensive coordinator with the Boston/New Orleans Breakers (1983-84).

A Phi Beta Kappa graduate of Stanford with a Ph. D. from USC, Rowen has authored several articles on football, two of which, "Pass Protection" and "Utilizing the Tight End in the Passing Attack", were published by the *Athletic Journal*.

Rowen was born September 2, 1952 in New York, N.Y. He is married to the former Sheri Andrews of Laguna Beach, Calif. They have two daughters, Mandee (6) and Holly Nicole (3).



### **RICK VENTURI, Linebackers**

Rick Venturi joined the Colts in 1982 as the linebacker coach, making him the senior member of the coaching staff in terms of service to the club. While with the Colts in 1984, he served additionally as defensive coordinator.

During the past two seasons each of the Colts' top three tacklers have been linebackers, models of the club's philosophy of pursuit and containment. With potentially the same corps of performers for 1987, this area remains a strength of the club.

Venturi entered the coaching ranks as a freshman coach for Northwestern from 1968-69. He took charge of the defensive secondary there from 1970-72. Venturi spent 1973-76 handling the linebacking coaching chores at Purdue, working along with George Catavolos, the Colts' secondary coach. Venturi left his Purdue post for the same position at Illinois in 1977. In 1978, Venturi landed the head coaching job at his alma mater, Northwestern, where he coached for three seasons.

Venturi was born February 23, 1946 in Taylorville, Ill. He is married to the former Cheri Rotello of Rockford, Ill. They have two children, Marin (16) and Jason (14).



## COACHES/TRAINING FACILITY



### **TOM ZUPANCIC, Strength and Conditioning**

Tom Zupancic joined the Colts staff in 1984 as the strength and conditioning coach. A fixture in Indianapolis for years as the owner and operator of his own gymnasium, he came to the club after finishing as a finalist in the 1984 U. S. Olympic Wrestling Trials.

A hometown product of Cathedral High School (1973) and Indiana Central University (1978), Zupancic was a three-time Indiana State College wrestling champion and a four-year grid letterman. As a power lifting competitor since 1974, he owns an undefeated record in 48 state, regional and national exhibitions to date.

Zupancic has been a part of four USA National Wrestling Teams to Europe. He was a member of two USA World Teams, while also winning Canadian, AAU and USWF National Wrestling Championships. In 1980, he was an alternate to the USA Greco Roman Wrestling Olympic Team.

In addition, Zupancic set the United States record by bench pressing 551 pounds (since broken) in an event in 1985.

Zupancic is one of the most active staffers for charities and public appearances. Along with lifting demonstrations, he gives talks on goal-setting and positive thinking. He was also a feature subject on HBO's "Inside the NFL" during the 1986 season.

Zupancic was born September 14, 1955. He is married to the former Carrie Oldham of Shelbyville, Ind.



The Colts' new home is located on 32 acres of land just west of I-465 on 56th Street. Built at a cost of over \$4 million, the complex features three practice fields including two natural-turf fields and one AstroTurf surface.

The 43,500 square foot structure includes: spacious locker rooms; a steam room; a sauna; a 12' x 12' sunken hydrotherapy tank; a 24' x 78' training room; a 34' x 23' vestibule and lobby; and a 20' x 17' working press area. Three racquetball courts and a quarter-mile outdoor running track provides for cardiovascular exercise. The Colts moved into the facility in August of 1985.



## ADMINISTRATION

### **BOB TERPENING, Assistant General Manager**

Bob Terpening, whose association with the Colts goes back to 1970, was promoted to assistant general manager of the club in May of 1984.

Terpening, 45, began working with the Colts in 1970 grading films during his tenure as the head football coach at Baltimore City College H.S. In 1971 he joined the New England Patriots' scouting department. In 1977 Terpening returned to the Colts as a college scout and in January of 1982 was named Director of Pro Personnel. He held that position until his elevation to assistant general manager.

Terpening received his bachelor's degree from Shepherd College in West Virginia and then earned his master's degree from the University of West Virginia. He also did additional graduate study at Johns Hopkins.

Terpening and his wife, Virginia, have two sons, Chris (15) and Matt (11). The family resides in Carmel.



### **JACK BUSHOFSKY, Player Personnel Director**

Jack Bushofsky was named the Colts Player Personnel Director in June, 1983 and is responsible for directing the college scouting aspects of the Colts personnel department. Bushofsky served the previous four years as a college and pro personnel scout with the Tampa Bay Buccaneers. Before joining the Bucs in 1979, he worked two years as a BLESTO combine scout. The 49-year old Pittsburgh native has had an extensive career in football serving as head coach at his alma mater, Austin Peay (1973-76), assistant coach at Villanova (1968-72), and several years in the Pittsburgh

high school system. After serving in the Marine Corps, he earned Little All-America honors as a guard and linebacker at Austin Peay from 1959-61 where he received a bachelor's degree in health and education and a master's degree in administration. Born October 8, 1937 in Pittsburgh, he and his wife, Mary Ann, have three children, Danielle (19), Jeffery (17) and Bryne Marie (12).



### **PETE WARD, Director of Operations**

Entering his sixth year with the Colts, Pete Ward is responsible for various operational and administrative functions. Ward joined the Colts in 1981 as an intern in the public relations department, and was named Administrative Assistant in 1982 following his graduation from the University of Virginia. He was named Director of Operations shortly after the Colts' arrival in Indianapolis in April, 1984. Born in New Orleans, Louisiana, Ward is single and resides in Zionsville.





**HUNTER SMITH, Head Trainer**

In his fifth year with the Colts, Hunter Smith was named the club's head athletic trainer in June of 1984. He served as the Colts' assistant trainer during the 1983 season following a one-year stint as the head trainer at William and Mary in 1982.

Prior to joining the staff at William and Mary, Smith served 10 years as an assistant professor in physical education and head athletic trainer at Salisbury State College. A Certified Athletic Trainer, he was one of the founding leaders of the Maryland State Certified Athletic Trainers Association. Smith earned his bachelor's degree in physical education from Florida State University in 1971 and a master's degree in physical education and health from Tennessee Technological University one year later. He served on the Board of Directors of the National Athletic Trainers Association from 1982 to 1984. Born August 5, 1949, in Salisbury, Md., he and his wife, Susan, have three children, Kelly (5), Brian (3) and Kevin (3).



**DAVE HAMMER, Assistant Trainer**

Dave Hammer is entering his fourth season as assistant trainer, having joined the club in July of 1984. Hammer earned a master's degree in Physical Education at Syracuse in 1984, and served as a graduate assistant trainer. He also attended West Virginia University from 1977-82, as a member of the undergraduate athletic training curriculum. Hammer spent the 1981 training camp as a member of the Colts' summer staff, along with serving with the club during parts of the 1981-83 seasons. Born in Pittsburgh, Pa. on May 10, 1959, Dave and his wife, Sharon, reside in Indianapolis.



**JON SCOTT, Equipment Manager**

Jon Scott joined the Colts in March, 1982 as assistant equipment manager and was elevated to head of the club's equipment staff in November of the same year. Before joining the Colts on a full-time basis, Scott worked as assistant equipment manager at Arizona State University for two years. His association with the Colts began when he worked as an assistant to the equipment manager during the club's 1979 and 1980 summer training camps. Scott received a bachelor's degree in Physical Education from Michigan State University in 1980 where he served as a student equipment manager for six years (1975-80). Born on December 18, 1956, Scott is a native of East Lansing, Michigan. He is single and resides in Indianapolis.





## ADMINISTRATION



**GREG BRINER**  
Research and Quality Control



**MIKE BUTLER**  
College Scout



**DAVID FILAR**  
Purchasing Administrator



**JOHN GOELLER**  
College Scout



**LARRY HALL**  
Ticket Manager



**MARTY HECKSCHER**  
Video Director



**KURT HUMPHREY**  
Controller



**CRAIG KELLEY**  
Director of Public Relations



**CHRIS MATLOCK**  
Asst. Equipment Manager



**PAT MONDOEK**  
College Scout



**ANNE PHILLIPS**  
Public Relations Assistant



**CLYDE POWERS**  
College Scout



**ARTHUR C. RETTIG**  
Orthopedic Surgeon



**K. DONALD SHELBOURNE**  
Team Physician,  
Orthopedic Surgeon



**JOHN STARLIPER**  
Assistant Video Director



**STAFF**



**JAMES BASS**  
Building and Grounds



**KAREN BIRSFIELD**  
General Manager Secretary



**CATHY CATELLIER**  
Head Coach Secretary



**MARY CLUGSTON**  
Bookkeeper



**ANGIE COX**  
Ticket Office



**KAREN FISHER**  
Coaching



**JENNIFER HERRON**  
Choreographer



**ANNETTE HILL**  
Receptionist



**SUE KELLY**  
Personnel



**NORM MUELLER**  
Mail Clerk/Office Asst.



**MIKE ROBINSON**  
Building and Grounds



**BEVERLY SLATER**  
Bookkeeper



**KIM STILLINGER**  
Operations



**SKYLER WEBSTER**  
Building and Grounds



**KRISTEN WILLSEY**  
Ticket Office



## AHRENS

### 57 DAVE AHRENS

Linebacker 6-4 245  
Wisconsin  
3rd Year With Colts, 7th in NFL  
Trade—St. Louis, 1985  
Born: December 5, 1958



**GAMES STARTED/PLAYED:** (1981, 10/16); (1982, 9/9); (1983, 5/16); (1984, 0/16); (1985, 0/16); (1986, 10/16) Total 34/89  
Total with Colts 10/32

**PRO:** Entering his third season with the Colts, his seventh in the NFL . . . obtained by the Colts on August 28, 1985 for a 10th round pick in the 1986 draft (St. Louis selected WR-Wes Smith) . . . originally was a sixth-round choice of St. Louis in the 1981 draft.

**1986:** Saw action in 16 games, 10 as a starter, the final 10 games of the season . . . tabbed for starting role when LaMonte Hunley was placed on injured reserve (Hunley was playing in place of injured Barry Krauss) . . . ranked third on club, third among linebackers, with 94 tackles, 59 unassisted, two sacks (for 26 yards) and one quarterback pressure . . . led Colts with four fumbles forced . . . defensive participation was limited only to the games he started . . . had not previously started for Colts (a span of 22 games) since joining club in trade on 8/28/85 . . . reached double figures in tackles in five games, including 14, six solo, 11/30 vs. San Diego and a career-high 17, eight unassisted, 12/7 at Atlanta . . . had key 14-yard third-down sack at Atlanta to force a punt which the Colts blocked for the game-winning touchdown with 20 seconds left in contest . . . other sack was 12-yarder 11/9 vs. New England . . . forced two fumbles 10/19 at Buffalo . . . also forced fumbles 11/30 vs. San Diego and 12/21 at Raiders . . . tied for fourth on team with eleven special teams tackles, including nine, five solo, on the punt coverage unit . . . has appeared in all 32 games since joining Colts, and has appeared in all 89 league games since entering NFL in 1981 . . . 32 consecutive games played streak is tied for fifth-longest on Colts . . . selected as Colts' Hard-Nosed Player of the Year by the Thundering Herd, a local fan club.

**CAREER NOTES: 1985:** Saw spot duty defensively, and was team's top special teams player with 29 tackles, 13 unassisted . . . 15 stops came on kickoff coverage unit and 14 were on punt coverage squad . . . made special teams tackles in 15 games (10/6 vs. Buffalo was lone tilt without a specialty stop) . . . blocked a punt vs. New England 12/1 for Colts' only block for the season . . . selected Colts Special Teams Player of the Year by the Thundering Herd. **1984:** Totaled 18 tackles, 13 unassisted, while seeing reserve duty in short yardage situations for St. Louis. **1983:** Had 42 tackles, 32 unassisted, while starting the first five games of the season at middle linebacker . . . starting streak of 25 games ended in week six. **1982:** Had 66 tackles, 51 unassisted, and one fumble recovery as full-time starter . . . earned Special Teams Player of the Game vs. New York Giants 12/26. **1981:** Started final 10 games of season and ranked second on the club in tackles with 102, 69 unassisted . . . made only career interception 11/22 vs. Colts and returned it 14 yards for a touchdown . . . was team's leading tackler in six of his 10 starts, with season-high 15 stops vs. Philadelphia 11/8 and 12/20 at Philadelphia.

**COLLEGE:** Four-year starter at outside linebacker at Wisconsin . . . totaled a school-record 43 tackles for losses (213 yards), including 18 as a senior . . . was a starter through first 21 collegiate games . . . totaled 280 tackles, 158 unassisted, three intercep-



tions and five fumble recoveries . . . earned second-team All-Big Ten honors as a senior . . . was named Sports Illustrated Defensive Player of the Week for efforts vs. Purdue in 1978 (18 tackles) and vs. Michigan State in 1979 (six tackles, one fumble recovery and a 55-yard scoring interception return) . . . played in only eight games as a junior due to injuries . . . named to Freshman All-American Team by Football News in 1977 . . . played in 1981 Hula Bowl . . . holds degree in agriculture.

**PERSONAL:** Full name is David Iver Ahrens . . . born in Cedar Falls, Ia. . . attended Oregon High School in Oregon, Wisc. . . earned three letters in baseball, two in football and basketball and one in track . . . earned AP and UPI all-state honors as a fullback by gaining 1,200 yards . . . was pole vaulter in track, outfielder in baseball and forward in basketball . . . Ahrens and his wife, Karen, have three sons, Iver (2/4/82), Marcus (8/21/84) and Michael (7/17/85) . . . they reside in Brownsburg, Ind.

## 79 HARVEY ARMSTRONG

Nose Tackle 6-3 271  
 Southern Methodist  
 2nd Year With Colts, 5th in NFL  
 Free Agent—1986  
 Born: December 29, 1959



**GAMES STARTED/PLAYED:** (1982, 0/8); (1983, 0/16); (1984, 0/16); (1986, 1/16) Total 1/56 Total with Colts 1/16

**PRO:** Entering his second season with the Colts his fifth in the NFL . . . signed with the Colts as a free agent on June 6, 1986 . . . originally a seventh-round pick by Philadelphia in 1982 . . . was waived by the Eagles on August 20, 1985.

**1986:** Saw action in 16 games, one as a starter . . . started at RE vs. New Orleans 10/12 for injured Jon Hand . . . resumed career in solid fashion, after not playing 1985, with 71 tackles, 45 unassisted, three sacks (for 21 yards), six quarterback pressures and one interception (for four yards) . . . led Colts with three fumbles forced, while recovering two others . . . top game came in 12/21 finale at Raiders with five tackles, two fumble recoveries, one fumble forced and a seven-yard sack, earning him AFC Defensive Player of the Week honors . . . other fumble recovery came 11/9 vs. New England and other fumble forced was 10/5 at San Francisco . . . made first career interception 11/23 at Houston . . . had five-yard sack at 49ers and nine-yard sack 11/2 vs. Cleveland . . . tackles total ranked third among Colts defensive linemen . . . employed greatly in third down and obvious passing situations . . . provided needed depth and inspiration to defensive line which featured eight-game starters Willie Broughton (second-year pro) and Scott Kellar (rookie) . . . has played in 55 of his 56 league games . . . top tackles game came 9/21 vs. Rams with eight, seven unassisted.

**CAREER NOTES:** **1984:** Totaled 13 tackles, seven solo, including three sacks, 12 quarterback pressures and eleven tackles on special teams for Eagles . . . was used in 4-3 alignment as a pass rusher and in short-yardage and goal-line situations . . . consecutive games played streak reached 38. **1983:** Totaled 21 tackles, 14 solo, three and one-half sacks, eight quarterback pressures, two fumble recoveries and eleven special teams stops. **1982:** Had duty only in reserve roles, mostly on special teams, but had three stops defensively . . . missed game 11/21 vs. Cincinnati.

**HONORS:** **1986:** AFC Defensive Player of the Week 12/21 at L.A. Raiders.

**COLLEGE:** Four-year starter who totaled 382 tackles, 27 for losses,



## ARMSTRONG/BALDISCHWILER

plus 16 quarterback sacks for SMU . . . had 147 tackles as a freshman, earning Southwest Conference honors as a defensive newcomer of the year by Texas Football Magazine . . . slowed during sophomore year by a knee injury, but earned All-SWC nominations as a junior and senior . . . served as team captain during senior year under head coach Ron Meyer . . . selected first-team All-America by the Football Coaches' as a senior . . . played in Hula, Japan and Olympia Gold Bowls . . . holds degree in business.

**PERSONAL:** Full name is Harvey Lee Armstrong . . . born in Houston, Texas . . . attended Kashmere High School . . . lettered in football and track . . . single . . . resides in Dallas.

## 72 KARL BALDISCHWILER

Tackle 6-5 280  
Oklahoma  
4th Year With Colts, 9th in NFL  
Trade—Detroit, 1983  
Born: January 19, 1956



**GAMES STARTED/PLAYED:** (1978, 15/16); (1979, 16/16); (1980, 16/16); (1981, 16/16); (1982, 5/9); (1983, 14/14); (1985, 16/16); (1986, 2/15) Total 100/118 Total with Colts 32/45

**PRO:** Entering his fourth season with the Colts, his ninth in the NFL . . . obtained by the Colts on July 28, 1983 in a trade with Detroit for a 1984 seventh round pick (Lions chose LB-Jimmie Carter) . . . sat out 1984 season with a neck injury . . . gained medical clearance and re-signed with club on April 16, 1985 . . . originally was selected during the seventh round of the 1978 draft by Miami, the 178th selection overall . . . was traded to Detroit on August 28, 1978 for a tenth round pick (Miami used pick to select S-Jerome Stanton).

**1986:** Saw action in 15 games, two as a starter . . . made starts at LT for the final two games of season . . . missed contest came 9/21 vs. LA Rams . . . moved into LT slot by Ron Meyer when Chris Hinton was shifted to LG . . . Colts thrived with season's highest rushing output (196 yards, 12/21 at Raiders) with that line configuration . . . the game at Raiders marked his 100th career NFL start.

**CAREER NOTES:** **1985:** Returned as 16-game starter after missing entire 1984 slate with neck injury . . . was one of four Colts linemen to start every game . . . missed most of 9/8 opener at Pittsburgh with knee injury. **1983:** Started first 14 games before missing final two contests due to injury, the only games he had missed in his six-year career. **1982:** Did not start at Chicago 11/21, snapping a streak of 65 consecutive starts . . . had been a starter since the second game of the 1978 season . . . played during playoff game at Washington 1/8/83. **1981:** Answered every starting bell and was instrumental performer on line which helped the Lions win league rushing honors (2,795 yards). **1980:** Was only member of offensive line to start every game . . . ranked third on club in minutes played. **1979:** Led Lions in minutes played as starter at LT. **1978:** Acquired for future draft choice and broke into starting lineup in the season's second week.

**COLLEGE:** Earned All-Big Eight and All-America honorable mention honors by AP as a senior . . . three-year starter on teams which beat Michigan in the 1976 Orange Bowl, Wyoming in the 1977 Fiesta Bowl and lost to Arkansas in the 1978 Orange Bowl . . . helped Sooners' offensive attack average 329 yards per game rushing in 1977 . . . was a senior co-captain.

## BALDISCHWILER/BALLAGE/BEACH



**PERSONAL:** Full name is John Karl Baldischwiler . . . born in Okmulgee, Okla. . . attended Okmulgee High School . . . earned all-state honors . . . was a national 10-year-old Punt, Pass & Kick winner in 1965 . . . Baldischwiler and his wife, Debbie, have one son, Matt (5) . . . they reside in Oklahoma City, Okla.

### 40 PAT BALLAGE

Safety 6-1 207  
Notre Dame  
2nd Year With Colts, 1st in NFL  
Free Agent—1986  
Born: April 8, 1964



#### **GAMES STARTED/PLAYED: (1986, 0/2) Total 0/2**

**PRO:** Entering his second season with the Colts, his first in the NFL (was on team's active roster for two-game period) . . . signed with Colts as free agent on December 10, 1986 . . . originally signed with Dallas as free agent before being waived on August 20, 1986.

**1986:** Saw action as reserve in final two games . . . utilized mainly on specialty units, but did see spot duty in dime situations . . . had two defensive tackles and two also on the kickoff coverage unit.

**COLLEGE:** Three-year letterman who played in all 44 games during career . . . started at cornerback as sophomore and junior and at strong safety as senior . . . totaled 163 tackles, 75 unassisted, 17 passes defensed, six interceptions (for 76 yards), three fumbles forced and three fumbles recovered for career . . . ranked second on team in minutes played as sophomore . . . appeared in Blue-Gray Game . . . holds degree in finance.

**PERSONAL:** Full name is Patrick Fitzgerald Ballage . . . born in Fort Worth, Texas . . . attended Pueblo (Colo.) South High School . . . played tailback and defensive back . . . captained football, track and basketball squads as senior . . . earned four letters in track, three in football and one in basketball . . . rushed for 2,110 yards and a 6.1 avg. for prep career, with single-game efforts of 212 and 203 yards as a senior . . . 4.5 sprinter who competed in dash, jump and hurdle events . . . brother, Howard, earned three grid letters at Colorado . . . is cousin of Boston Red Sox' outfielder Don Baylor . . . single . . . resides in Mishawaka, Ind.

### 81 PAT BEACH

Tight End 6-4 250  
Washington State  
5th Year With Colts  
Draft—6, 1982  
Born: December 28, 1959



**GAMES STARTED/PLAYED: (1982, 1/9); (1983, 2/16); (1984, IR); (1985, 16/16); (1986, 16/16) Total 35/57**



## BEACH

**PRO:** Entering his fifth season with the Colts . . . was the Colts' sixth-round pick in the 1982 draft.

**1986:** Saw action in 16 games, all as a starter . . . was tied for fourth on the team with 25 receptions for 265 yards (10.6 avg.) and one touchdown . . . caught passes in 12 of 16 games, with 10 receptions for 145 yards coming in last three games . . . had 14-game reception streak ended 9/14 at Miami . . . lone scoring reception came on a 15-yard fourth down catch to cap 24-14 victory 12/14 vs. Buffalo . . . had four receptions for 58 yards 12/21 at Raiders for top game . . . season-long 26-yard catch 12/7 at Atlanta came on a third down to continue a scoring drive in Colts' 28-23 comeback win . . . has caught passes in 27 of last 32 starts, and his 32-game start streak is tied for third-longest on the club . . . serves as deep snapper on punts . . . contributed eleven tackles, eight unassisted, on punt coverage unit.

**CAREER NOTES: 1985:** Led club with 36 receptions for 376 yards (10.4 avg.) and six touchdowns . . . 36 receptions quadrupled his career total prior to season, while 376 reception yards more than tripled his previous career total . . . was the first tight end since 1972 to lead the team in receptions (Tom Mitchell, 40), and the first tight end since 1979 to lead the team in scoring receptions (Reese McCall, 4) . . . was 4-53, two touchdowns 12/22 vs. Houston for top game . . . was 4-57, one touchdown 11/10 at New England . . . recorded 10 special teams tackles . . . first recipient of the Noble Max Award, a citation given to a Colts player annually who exceeds his potential. **1984:** Spent 1984 season on injured reserve with a dislocated left ankle and a stress fracture. **1983:** Caught five passes for 56 yards and one touchdown . . . score came 12/18 vs. Houston. **1982:** Made only start of season in 9/12 opener vs. New England . . . was 4-45, one touchdown vs. Cincinnati 12/5 . . . led punt coverage team with five solo tackles.

**COLLEGE:** Lettered four years at Washington State . . . caught 63 passes for 936 yards and five touchdowns . . . started three years, and was a senior co-captain . . . had 17 receptions for 230 yards (13.5 avg.) during his final season . . . earned first-team All-America honors from the Sporting News, and second-team All-America recognition from NEA . . . played in the 1982 East-West Shrine Classic . . . top season came as a sophomore with 23 catches for 354 yards (15.4 avg.) . . . missed most of his freshman season with a broken hand . . . played in the 1981 Holiday Bowl . . . english and economics major.

**PERSONAL:** Full name is Patrick Jesse Beach . . . born in Grant's Pass, Oregon . . . attended Pullman (Wash.) High School . . . lettered in football, basketball and track . . . was football honorable mention All-America as a senior . . . also placed second in discus and third in javelin events in the state meet as a senior . . . single . . . resides in Indianapolis.

### CAREER STATISTICS RECEIVING

Year	No.	Yds.	Avg.	LG	TD
1982	4	45	11.3	17	1
1983	5	56	11.2	16	1
1984	IR				
1985	36	376	10.4	30	6
1986	25	265	10.6	26	1
<b>TOTAL</b>	<b>70</b>	<b>742</b>	<b>10.6</b>	<b>30</b>	<b>9</b>

### CAREER BEST

Receptions:	5	at Tampa Bay 12/15/85
Yards:	58	at LA Raiders 12/21/86
Longest:	30	at Kansas City 11/24/85
TDs:	2	vs. Houston 12/22/85



## 20 ALBERT BENTLEY

Running Back 5-11 213  
 Miami  
 3rd Year With Colts  
 Draft—2, 1984 Supplemental  
 Born: August 15, 1960



**GAMES STARTED/PLAYED:** (1985, 1/15); (1986, 3/12) Total 4/27

**PRO:** Entering his third season with the Colts . . . was the Colts' second-round pick in the June 5, 1984 Supplemental Draft . . . joined the Colts on September 5, 1985, after playing two seasons in the USFL . . . played with Michigan in 1984 and Oakland in 1985 . . . signed with Colts prior to 1985 opener and was placed on roster September 15, 1985.

**1986:** Saw action in 12 games, three as a starter . . . had starting assignments 10/12 vs. New Orleans, 10/19 at Buffalo and 11/30 vs. San Diego . . . suffered leg injury 10/19 at Buffalo and spent four weeks on injured reserve . . . ranked second on club with 73 rushing attempts for 351 yards (4.8 avg.), and tied Randy McMillan for team lead with three rushing touchdowns . . . was tied for fourth on the Colts with 25 receptions for 230 yards (9.2 avg.) . . . rushing attempts and yardage marked new career single-season highs, as did his receptions and reception yardage . . . turned in finest game of career with 25 rushes for 162 yards and one touchdown and two receptions for 35 yards 12/21 at Raiders . . . 162 rushing yards tied Alan Ameche's total on 11/25/56 for the sixth-highest rushing day in Colts history . . . made a 70-yard scoring run, tying Lenny Moore (11/11/56) and Lydell Mitchell (11/30/75) for the sixth-longest touchdown run in team history . . . the 70-yard run was the longest in the AFC in 1986 . . . the 100-yard rushing effort was the only one for the Colts during the season . . . became the tenth back in Colts history to have more than one 100-yard career game . . . also had scoring rush 9/14 at Miami (one-yard) and 12/7 at Atlanta (two yards) . . . had seven receptions for 99 yards (38-yard long-reception) vs. New Orleans, setting personal single-game career highs in each category . . . ranked ninth in AFC kickoff returns (32-687) with a 21.5 avg. . . . was 5-128, 33 LG for top effort 9/28 vs. Jets . . . was 5-121, 37 LG at San Francisco 10/5 . . . needs 26 kickoff returns to move into second place in team history in returns (ahead of Larry Anderson, 62; Nesby Glasgow, 84) . . . needs nine kickoff return yards to move past Jim Duncan (1,369) into third place in team history in career kickoff return yardage and 554 yards to move past Glasgow (1,904) into second place . . . finished season with 1,268 total combined yards (230 receiving/351 rushing/687 kickoff returns).

**CAREER NOTES: 1985:** Made only start 10/6 vs. Buffalo and rushed 17 times for 100 yards, teaming with FB-Randy McMillan (20-112) to give the Colts two 100-yard efforts in the same game for the third time in team history . . . rushed 54 times for 288 yards (5.3 avg.) and two touchdowns . . . ranked third on the team in attempts and yardage . . . joined HB-George Wonsley (5.2) and FB-Owen Gill (5.8) as Colts rushers exceeding 40 attempts who averaged at least five yards per carry on the AFC's leading rushing team (2,439 yards) and the NFL's leading team in yards per rushing attempt (5.0) . . . scored touchdowns in each of the last two games (26 yards at Tampa Bay 12/15; 24 yards vs. Houston 12/22) . . . caught eleven passes for 85 yards . . . was 3-19 for top receptions game 10/6 vs. Buffalo . . . ranked second in AFC, sixth in NFL, with 25.0 average on 27 kickoff returns . . . had three 100-yard return games (4-121 at Kansas City



## BENTLEY/BIASUCCI

11/24; 4-115 at New England 11/10; 4-106 vs. Miami 11/17) . . . had career-long 48-yard return 12/8 at Chicago. **1984-85:** Played two years in the USFL with Michigan and Oakland . . . in 1985 with Invaders rushed 191 times 1,020 yards (5.3 avg.) and four touchdowns, while catching 42 passes for 441 yards (10.5 avg.) and three touchdowns . . . was one of four rushers to top the 1,000-yard mark in the league . . . played in 1985 USFL Championship Game.

**COLLEGE:** Three-year letterman at University of Miami (FL), where he spent his first two years as a walk-on . . . played halfback and fullback and returned kickoffs throughout career . . . totaled 218 rushes for 1,022 yards (4.7 avg.) and six touchdowns . . . caught 40 passes for 354 yards (8.9 avg.) and one touchdown, and returned 16 kickoffs for 262 yards (16.4 avg.) for career . . . totaled 1,016 yards from scrimmage (144-722-5 TDs rushing, 32-294-1 TD receiving) during his senior season in 1983 when Miami won national championship . . . scored decisive touchdown in Miami's 1984 Orange Bowl 31-30 win over Nebraska (seven-yard run) . . . business administration major.

**PERSONAL:** Full name is Albert Timothy Bentley . . . born in Immokalee, Fla. . . . attended Immokalee High School . . . three-sport MVP and three-year letterman in football, wrestling and track . . . played in offensive backfield only one year . . . finished third the state in wrestling as a senior . . . single . . . resides in Miami.

### CAREER STATISTICS

Year	RUSHING					RECEIVING				
	No.	Yds.	Avg.	LG	TD	No.	Yds.	Avg.	LG	TD
1985	54	288	5.3	26t	2	11	85	7.7	16	0
1986	73	351	4.8	70t	3	25	230	9.2	38	0
<b>TOTAL</b>	<b>127</b>	<b>639</b>	<b>5.0</b>	<b>70t</b>	<b>5</b>	<b>36</b>	<b>315</b>	<b>8.8</b>	<b>38</b>	<b>0</b>

### CAREER BEST

RUSHING					RECEIVING				
Carries:	25	at LA Raiders	12/21/86	Receptions:	7	vs. New Orleans	10/12/86		
Yards:	162	at LA Raiders	12/21/86	Yards:	99	vs. New Orleans	10/12/86		
Longest:	70t	at LA Raiders	12/21/86	Longest:	38	vs. New Orleans	10/12/86		
TDs:	1	at Tampa Bay	12/15/85						
		vs. Houston	12/22/85						
		at Miami	9/14/86						
		vs. San Diego	11/30/86						
		at LA Raiders	12/21/86						

### KICKOFF RETURNS

Year	No.	Yds.	Avg.	LG	TD
1985	27	674	25.0	48	0
1986	32	687	21.5	37	0
<b>TOTAL</b>	<b>59</b>	<b>1361</b>	<b>23.1</b>	<b>48</b>	<b>0</b>

### CAREER BEST

Number:	5	vs. New England	12/1/85
		vs. New York Jets	9/28/86
		at San Francisco	10/5/86
Yards:	128	vs. New York Jets	9/28/86
Longest:	48	at Chicago	12/8/85

## 4 DEAN BIASUCCI

Kicker 6-0 193<sup>o</sup>  
 Western Carolina  
 3rd Year With Colts  
 Free Agent—1986  
 Born: July 25, 1962





## BIASUCCI/BICKETT



**GAMES STARTED/PLAYED:** (1984, 0/15); (1986, 0/16) Total 0/31

**PRO:** Entering his third season with the Colts . . . signed with Colts on May 9, 1986 as a free agent . . . originally signed as free agent with Atlanta on May 1, 1984 and was waived August 14, 1984 . . . signed with Colts September 8, 1984 and was waived August 27, 1985 before re-joining squad this season.

**1986:** Saw action in 16 games . . . led Colts in scoring with 65 points on 26-27 PATs and 13-25 field goals . . . was 11-16 inside the 50, and 2-9 from 50-plus range . . . made career long 52-yard field goals 12/14 vs. Buffalo and 12/21 at Raiders . . . made final four attempts of season, including 52, 40 and 20-yarders at Raiders . . . longest consecutive field goal streak was five (46, 44 yards 10/19 at Buffalo; 39, 45 yards 10/26 vs. Miami; 40 yards 11/2 vs. Cleveland) . . . had eight touchbacks in 54 kickoffs.

**CAREER NOTES: 1984:** Served as team's kickoff specialist for most of season . . . signed during second week of season and spent weeks two through six as Colts' only kicker after Raul Allegre was injured in opening contest . . . hit three of five FGs and 13-14 PATs to rank fourth on the team in scoring with 22 points . . . only missed FG attempts came from the 50-plus range . . . 19 of 54 kickoffs (35.2%) resulted in touchbacks.

**HONORS: 1986** — Pro Football Weekly Golden Toe Award 12/21 at L.A. Raiders.

**COLLEGE:** Finished career as the leading scorer in Southern Conference history with 280 points on 57 of 93 FGs and 109 of 113 PATs . . . set conference mark by scoring 94 points as a senior, including hitting 18 FGs . . . earned first-team All-Southern Conference honors during each of final three seasons . . . 80 percent of career kickoffs resulted in touchbacks.

**PERSONAL:** Full name is Dean Biasucci . . . born in Niagara Falls, N.Y. . . . attended Miramar High School in Miramar, Fla. . . . single . . . resides in Miramar.

### CAREER STATISTICS

Year	FGM-FGA	PCT	PATs	PCT	PTs
1984	3-5	.600	13-14	.929	22
1986	13-25	.520	26-27	.963	65
<b>TOTAL</b>	<b>16-30</b>	<b>.533</b>	<b>39-41</b>	<b>.951</b>	<b>87</b>

### FIELD GOAL ACCURACY RECORD

Year	1-19	20-29	30-39	40-49	50+	Total	LG
1984	0-0	1-1	0-0	1-1	1-3	3-5	50
1986	0-0	4-4	2-5	5-7	2-9	13-25	52
<b>TOTAL</b>	<b>0-0</b>	<b>5-5</b>	<b>2-5</b>	<b>6-8</b>	<b>3-12</b>	<b>16-30</b>	<b>52</b>

## 50 DUANE BICKETT

Linebacker 6-5 245  
Southern Cal  
3rd Year With Colts  
Draft—1, 1985  
Born: December 1, 1962



**GAMES STARTED/PLAYED:** (1985, 16/16); (1986, 16/16) Total 32/32

**PRO:** Entering his third season with the Colts . . . was the Colts'



## BICKETT

first-round pick in the 1985 draft, the fifth player selected overall. **1986:** Saw action as 16-game starter . . . followed up outstanding rookie season with excellent second year, totaling 144 tackles, 104 unassisted, a team-leading six sacks (for 58 yards), five quarterback pressures, three passes defended, two interceptions (for 10 yards), one forced fumble and one fumble recovery . . . ranked second on club to LB-Cliff Odom (151) in tackles, while solo total led Colts . . . achieved double digit tackle totals in five contests, with top total of 15, 10 unassisted, 11/30 vs. San Diego . . . also reached double figures 9/7 at New England (12), 9/14 at Miami (10), 9/21 vs. Rams (10) and 9/28 vs. Jets (12) . . . totaled two sacks (for 19 yards) 12/7 at Atlanta . . . other sacks came 9/28 vs. Jets, 10/5 at San Francisco, 11/2 vs. Cleveland and 12/21 at Raiders . . . low tackle game came 12/14 vs. Buffalo with five . . . interceptions came 10/19 at Buffalo (10 yards) and 11/23 at Houston . . . recovered fumble at San Francisco and forced fumble at Atlanta . . . contributed five tackles on punt coverage unit . . . current 32-game consecutive start streak is tied for third-longest on team . . . selected Colts' Most Valuable Player and Defensive Player of the Year by the Thundering Herd, a local fan club.

**CAREER NOTES: 1985:** Ranked third on the team with 141 tackles, 87 unassisted, six quarterback pressures, five passes defended and one interception . . . also tallied a team-leading six sacks (for 44 yards), including a sack in each of the last five games . . . efforts won him AP NFL Defensive Rookie of the Year, Football Digest Rookie All-Star Team and PFWA and UPI All-Rookie Team honors . . . sacks came 10/20 at Buffalo, 11/24 at Kansas City, 12/1 vs. New England, 12/8 at Chicago, 12/15 at Tampa Bay and 12/22 vs. Houston . . . reached double figures in tackles in four games, including 15 stops, 12 unassisted 11/17 vs. Miami . . . had at least seven tackles in 13 games . . . interception came 10/6 vs. Buffalo to set up a touchdown . . . had two fumble recoveries and one fumble forced . . . totaled nine tackles, four unassisted, on the punt coverage team . . . selected Defensive Rookie of the Year by the Thundering Herd.

**HONORS: 1985**—AP NFL Defensive Rookie of the Year . . . UPI All-Rookie Team . . . PFWA All-Rookie Team . . . Football Digest Rookie All-Star Team.

**COLLEGE:** Two-year starter at linebacker and defensive tackle, after entering USC as a tight end . . . totaled 291 tackles, eight sacks (63 yards), 19 loss-tackles and six interceptions during his career . . . had 151 tackles, six sacks, 10 loss-tackles and one interception as a senior, winning UPI and Sporting News first-team All-America honors, along with AP, NEA and Football Writers third-team All-America honors . . . gained All-PAC Ten first-team honors while also being named the conference's Defensive Player of the Year . . . won USC Defensive Player of the Game honors in 1983 for his six-tackle performance against Notre Dame . . . during freshman year served as a backup at tight end to Mark Boyer (now with Colts) . . . was a three-time PAC Ten All-Academic choice and a two-time CoSIDA Academic Team pick . . . holds degree in business accounting (with a 3.67 grade point average).

**PERSONAL:** Full name is Duane Clair Bickett . . . born in Los Angeles, Calif. . . . attended Glendale High School . . . played football, basketball and baseball . . . caught 47 passes for 581 yards and seven touchdowns as a senior tight end, while also averaging 12 tackles, forcing five fumbles and intercepting two passes on defense . . . led school to CIF Division II basketball title, scoring 23 points and being named MVP in the championship game . . . pitched and played first base on baseball team . . . enjoys skiing and surfing . . . donated \$12,900 to the Noble Center for Retarded Citizens in Indianapolis in 1986 through pledges for tackle and interception totals from regular season . . . single . . . resides in Los Angeles.



## 85 MATT BOUZA

Wide Receiver 6-3 210  
 California  
 6th Year With Colts  
 Free Agent—1982  
 Born: April 8, 1958



**GAMES STARTED/PLAYED:** (1981, 0/1); (1982, 9/9); (1983, 11/11); (1984, 4/16); (1985 5/12); (1986, 14/16) Total 43/65  
**Total with Colts 43/64**

**PRO:** Entering his sixth season with the Colts . . . joined the Colts on May 15, 1982 . . . originally signed as free agent by San Francisco on May 8, 1981 . . . was released by the 49ers on August 31, 1981 and re-claimed one day later . . . was waived by 49ers on September 9, 1981.

**1986:** Saw action in 16 games, 14 as a starter . . . missed starts 11/30 vs. San Diego and 12/21 at Raiders when team opened in multiple tight end set . . . had top year of career with a team-leading 71 receptions for 830 yards (11.7 avg.) and five touchdowns . . . teamed with WR-Bill Brooks (65 receptions) to become the first receiving tandem in Colts history where each player surpassed 60 receptions . . . caught at least three passes in every start, and had two each against Chargers and Raiders . . . snared personal single-game high seven receptions in four contests (7-94 vs. New Orleans 10/12; 7-69 at Buffalo 10/19; 7-76 at Jets 11/16; 7-79 vs. Buffalo 12/14) . . . had two scoring receptions vs. Saints (16 and 24 yards), with other touchdowns coming 11/2 vs. Cleveland, 11/9 vs. New England and 12/7 at Atlanta . . . 71 receptions topped previous season-high of 27 in 1985, while 830 reception yards topped 385 total from 1983 . . . reception total tied Lydell Mitchell's 71 catches in 1977 for the fifth-highest season total in Colts history, the third-highest total of any Colts wide receiver (Raymond Berry, 75, 1961 and 74, 1960) . . . ranked sixth in AFC receptions, 12th in NFL, and 17th in conference reception yardage, 28th in the league . . . has made receptions in 42 of his 43 career starts and in 54 of his 64 league games, including catches in his last 25 games . . . joined Brooks as the only Colts receivers to have receptions in every game . . . the Bouza-Brooks tandem posted 136 receptions for 1,961 yards and 13 touchdowns . . . the combined reception total ranked third among NFL wide receiving tandems in 1986, while the yardage total placed eighth and the touchdowns placed fifth . . . in setting the Colts' single-season record for receiving duos, Bouza and Brooks accounted for 45.3% of the Colts' completions, 52.0% of the team's touchdowns, 81.3% of the team's scoring receptions, 34.1% of the team's points, 54.2% of the Colts' passing offense and 41.7% of the Colts' total net offense . . . voted team's Offensive Player of the Year by the Thundering Herd, a local fan club.

**CAREER NOTES: 1985:** Started contests 10/20 at Buffalo, 10/27 vs. Green Bay, 12/1 vs. New England, 12/15 at Tampa Bay and 12/22 vs. Houston . . . suffered knee injury in game vs. Green Bay and spent four weeks on injured reserve . . . had 27 receptions for 381 yards and two touchdowns . . . receptions total ranked third on club, while yardage ranked second . . . was 6-109 vs. Green Bay for top game, including career-long 40-yard catch . . . teamed with WR-Wayne Capers (5-104) to give the Colts a pair of 100-yard receivers in the same contest . . . caught passes in nine of 12 games . . . had 19-yard scoring reception vs. Denver 10/13 and a 10-yarder vs. New England. **1984:** Caught passes in eleven games, totaling 22 for 270 yards for season. **1983:**



## BOUZA/BOYER

Started first eleven games in 1983 and led club in receptions until separating shoulder 10/30 at Philadelphia . . . had 25 receptions for 385 yards . . . was 6-83 vs. Chicago 9/25 for top game. **1982:** Led team in receptions (22) and reception yardage (287) as starter in every game . . . tied for team lead in touchdowns (two) and scoring (12 points) . . . was 6-76 vs. New England 9/12 for top game . . . caught at least one pass in every game except season finale vs. Miami 1/2/83.

**HONORS: 1982**—Football Digest Rookie All-Star Team.

**COLLEGE:** A freshman walk-on who lettered four seasons at California . . . named to All-PAC Ten second-team as junior and senior . . . totaled 103 receptions for 1,482 yards during final two years . . . caught seven passes for 114 yards and one touchdown in Garden State Bowl vs. Temple . . . selected to play in 1980 Hula Bowl and Japan Bowl . . . earned political science degree at Berkeley.

**PERSONAL:** Full name is Matthew Kyle Bouza . . . born in San Jose, Calif. . . . attended Jesuit High School in Sacramento, Calif. . . . played baseball, basketball and football . . . was All-City and All-Northern California quarterback and defensive back as junior and senior . . . works in commercial real estate during offseason . . . also involved in March of Dimes Charities . . . member of the FIC Sports Council which is headed by San Diego Chargers kicker Rolf Benirschke . . . enjoys water and snow skiing as well as motocross . . . Bouza and his wife, Marianne, reside in Orinda, California.

### CAREER STATISTICS RECEIVING

Year	No.	Yds.	Avg.	LG	TD
1982	22	287	13.0	34	2
1983	25	385	15.4	26	0
1984	22	270	12.3	22	0
1985	27	381	14.1	40	2
1986	71	830	11.7	33	5
<b>TOTAL</b>	<b>167</b>	<b>2153</b>	<b>12.9</b>	<b>40</b>	<b>9</b>

### CAREER BEST

Receptions:	7	vs. New Orleans 10/12/86 at Buffalo 10/19/86 at NY Jets 11/16/86 vs. Buffalo 12/14/86
Yards:	109	vs. Green Bay 10/27/85
Longest:	40	at Green Bay 10/27/85
TDs:	2	vs. New Orleans 10/12/86

## 84 MARK BOYER

Tight End 6-4 243  
Southern Cal  
3rd Year With Colts  
Draft—9, 1985  
Born: September 16, 1962



**GAMES STARTED/PLAYED:** (1985, 7/16); (1986, 7/16) Total 14/32

**PRO:** Entering his third season with the Colts . . . was the Colts' ninth-round pick in the 1985 draft, the 229th player selected overall.



**1986:** Saw action in 16 games, seven as a starter . . . made start 9/14 at Miami and in six of the final seven games of season (did not start 12/14 vs. Buffalo) . . . all starting assignments came in multiple tight end formation . . . continues to exhibit solid abilities as receiver and blocker . . . totaled 22 receptions for 237 yards and one touchdown for season . . . made first pro touchdown 12/21 at Raiders (14-yard toss from Gary Hogeboom) . . . caught passes in 10 contests, ending the year strongly with nine catches for 101 yards in last three games . . . was 4-23 at Jets 11/16 and 4-37 at Raiders to set personal single-game reception high . . . ranked sixth on the club in receptions . . . made 38-yard catch 9/7 at New England for career-long . . . six of seven starts came when team opened in one-back set . . . made seven tackles, three unassisted, on punt coverage unit . . . 32 consecutive games played streak is tied for fifth-longest on club.

**CAREER NOTES: 1985:** Earned starting role in team's double tight end set in seven different games . . . tied for fourth on the team, second among tight ends, with 25 receptions for 274 yards . . . receptions as a NFL rookie exceeded his four-year collegiate total . . . caught passes in 14 of 16 games (second-best on club) . . . did not make receptions 10/20 at Buffalo and 11/24 at Kansas City . . . did not score during season, but was stopped on the one-yard line on five different occasions . . . had 33-yard reception to set up clinching touchdown 9/22 vs. Detroit . . . was 3-46 vs. New England 12/1 for top game . . . also had three receptions 9/29 at Jets and 10/13 vs. Denver . . . was one of the team's most valuable special teamers with 15 tackles, including 13, four unassisted, on the punt coverage team . . . selected the Colts' Offensive Rookie of the Year by the Thundering Herd, a local fan club.

**COLLEGE:** Starter at tight end during 1984 senior season, after backing up Fred Cornwell during much of career . . . caught 24 passes for 173 yards (7.2 avg.) and four touchdowns during career . . . had 15 receptions for 113 yards (7.5 avg.) in 1984 as a fifth-year senior . . . led Trojans in minutes played as a senior . . . earned All-PAC Ten Academic selection in 1984 . . . business major.

**PERSONAL:** Full name is Mark Hearn Boyer . . . born in Huntington Beach, Calif. . . . attended Edison High School . . . led school to the Sunset League and Big Five title in 1979 with 48 receptions for 707 yards and nine touchdowns . . . played quarterback during first two prep seasons . . . filled in for injured quarterback as a junior and led team to eight consecutive wins, completing 49 of 96 passes for 692 yards and seven touchdowns . . . earned all-California and all-Orange County honors as a senior . . . Boyer and his wife, Janna, live with their daughters, Jessica (2) and Lauren Marie, in Huntington Beach.

### CAREER STATISTICS

#### RECEIVING

Year	No.	Yds.	Avg.	LG	TD
1985	25	274	11.0	33	0
1986	22	237	10.8	38	1
<b>TOTAL</b>	<b>47</b>	<b>511</b>	<b>10.9</b>	<b>38</b>	<b>1</b>

#### CAREER BEST

Receptions:	4	at	NY Jets 11/16/86
		at	LA Raiders 12/21/86
Yards:	46	vs.	New England 12/1/85
Longest:	38	at	New England 9/7/86
TDs:	1	at	LA Raiders 12/21/86



## BROOKS

### 80 BILL BROOKS

Wide Receiver 6-0 190  
 Boston University  
 2nd Year With Colts  
 Draft—4, 1986  
 Born: April 6, 1964



#### GAMES STARTED/PLAYED: (1986, 12/16) Total 12/16

**PRO:** Entering his second season with the Colts . . . was the Colts' fourth selection in the 1986 draft, the 86th pick overall.

**1986:** Saw action in 16 games, 12 as a starter . . . started the final 12 games of the season . . . put together one of the finest rookie seasons by a wide receiver in NFL history by catching 65 passes for 1,131 yards (17.4 avg.) and eight touchdowns . . . became only the ninth rookie in NFL annals to surpass 1,000 yards receiving in a season . . . ranked 10th in AFC receptions, tied for 17th in the league, while reception yardage was sixth in the AFC, eighth in the NFL . . . 1,131 reception yards rank third in NFL history for rookie season totals behind Bill Groman (Houston, 1,473, 1960) and Bill Howton (Green Bay, 1,231, 1952) . . . re-wrote Colts rookie receiving records in receptions, yardage and touchdowns (previously held by Randy McMillan, 50 receptions, 1981; John Mackey, 726 yards and seven touchdowns, 1963) . . . 65 receptions represents the eighth-highest season total in Colts history, and 1,131 yards ranks only behind Raymond Berry's 1,298 yards in 1960 for Colts single-season reception yardage high, despite his not starting until the fifth week of the season . . . became just the third Colt to have a 1,000-yard season (Berry and Roger Carr, 1,112 in 1976) . . . made receptions in every game, including 9-177 and one touchdown 11/16 at Jets and 7-105 and two touchdowns 11/23 at Houston for top games . . . consecutive 100-yard games was the first for the Colts since Jimmy Orr accomplished the feat in 1969 . . . the nine receptions were the most by a Colt since Randy McMillan's eleven vs. the Jets 11/8/81 . . . teamed with Matt Bouza (71 receptions) to become only the sixth and seventh players in Colts history to exceed 60 receptions in a season . . . teamed with Jack Trudeau on an 84-yard scoring play 10/5 at San Francisco, tying the fifth-longest scoring pass in Colts history . . . other touchdowns came 9/28 vs. Jets (three yards), 10/19 at Buffalo (18 yards), 11/16 at Jets (48 yards), 11/23 at Houston (16 and 37 yards), 12/7 at Atlanta (two yards) and 12/21 at Raiders (eleven yards) . . . average length of scoring receptions was 25.4 yards . . . led Colts with 18 punt returns for 141 yards (7.8 avg.) . . . had eight kickoff returns for 17.9 avg.

**HONORS: 1986**—Pro Football Weekly NFL All-Rookie Team . . . NFLPA Offensive Rookie of the Year . . . UPI All-Rookie First-Team . . . PFWA All-Rookie Team.

**COLLEGE:** Finished career at Boston University with 228 career receptions for 3,579 yards and 32 touchdowns, including 79 for 1,210 yards and eleven scores during senior season . . . had 13 100-yard reception games for career, with five of those occurring in final year . . . long reception in each of four seasons exceeded 50 yards . . . was 10-236, four touchdowns against Colgate 11/23/85 and 12-234, two touchdowns against Furman 12/3/85 for top outings . . . had 84-yard snare versus Grambling 9/8/84 for career-long . . . posted 4.46 time at Boston U. . . . was highest draft pick from school since Bruce Taylor (first round, San Francisco, 1970) . . . earned AP honorable mention All-America honors in 1984 . . . holds degree in business administration.



**PERSONAL:** Full name is William Brooks, Jr. . . . born in Boston, Mass. . . . attended Framingham (Mass.) North High School . . . lettered at tight end and defensive end as a sophomore but was moved to split end and safety during final two seasons . . . lettered also in track and baseball . . . single . . . resides in Milton, Mass.

**CAREER STATISTICS**

Year	RECEIVING					RUSHING				
	No.	Yds.	Avg.	LG	TD	No.	Yds.	Avg.	LG	TD
1986	65	1131	17.4	84t	8	4	5	1.3	12	0
<b>TOTAL</b>	<b>65</b>	<b>1131</b>	<b>17.4</b>	<b>84t</b>	<b>8</b>	<b>4</b>	<b>5</b>	<b>1.3</b>	<b>12</b>	<b>0</b>

**CAREER BEST**

RECEIVING					RUSHING				
Receptions:	9	at	NY Jets	11/16/86	Carries:	2	vs.	Buffalo	12/14/86
Yards:	177	at	NY Jets	11/16/86	Yards:	12	vs.	NY Jets	9/28/86
Longest:	84t	at	San Francisco	10/5/86	Longest:	12	vs.	N.Y. Jets	9/28/86
TDs:	2	at	Houston	11/23/86					

**KICKOFF RETURNS**

**PUNT RETURNS**

Year	KICKOFF RETURNS					PUNT RETURNS				
	No.	Yds.	Avg.	LG	TD	No.	Yds.	Avg.	LG	TD
1986	8	143	17.9	24	0	18	141	7.8	18	0
<b>TOTAL</b>	<b>8</b>	<b>143</b>	<b>17.9</b>	<b>24</b>	<b>0</b>	<b>18</b>	<b>141</b>	<b>7.8</b>	<b>18</b>	<b>0</b>

**CAREER BEST**

**KICKOFF RETURNS**

**PUNT RETURNS**

Number:	5	at	New England	9/7/86	Number:	4	vs.	NY Jets	9/28/86
Yards:	89	at	New England	9/7/86	Yards:	34	vs.	NY Jets	9/28/86
Longest:	24	at	New England	9/7/86	Longest:	18	at	Miami	9/14/86

**74 BOB BROTZKI**

Tackle 6-5 294  
 Syracuse  
 2nd Year With Colts  
 Draft—9, 1986  
 Born: December 24, 1962



**GAMES STARTED/PLAYED: (1986, 0/2) Total 0/2**

**PRO:** Entering his second year with the Colts . . . joined the Colts as the team's ninth round pick in the 1986 draft, the 228th player selected overall . . . was placed on injured reserve on August 29, 1986 with a back injury . . . was activated to the roster on November 7, 1986.

**1986:** Saw action in two games, none as a starter . . . played in contests 12/7 at Atlanta and 12/21 at Raiders . . . was placed on active roster on 11/7, after OG-Ben Utt went on injured reserve with a knee injury . . . saw spot duty on the line in short yardage situations and on specialty units.

**COLLEGE:** Four-year player at Syracuse who played first two years



## BROTZKI/BROUGHTON

at tight end and final two years at tackle . . . earned AP second-team All-East honors in 1985 . . . caught 15 passes for 131 yards as a sophomore in 1982 . . . played in Senior Bowl . . . slowed through most of freshman season by injury . . . holds degree in marketing.

**PERSONAL:** Full name Robert John Brotzki . . . born in Sandusky, Ohio . . . attended St. Mary's High School in Sandusky . . . earned all-state honors in football as a senior . . . single . . . resides in Sandusky.

### 68 WILLIE BROUGHTON

Nose Tackle 6-5 281  
Miami  
3rd Year With Colts  
Draft—4, 1985  
Born: September 9, 1964



**GAMES STARTED/PLAYED:** (1985, 1/15); (1986, 8/15) Total 9/30

**PRO:** Entering his third season with the Colts . . . was the Colts' fourth-round pick in the 1985 draft, the 88th player selected overall.

**1986:** Saw action in 16 games, eight as a starter . . . missed game 1 1/2 vs. Cleveland due to neck injury, after starting the first eight games of the season . . . totaled 34 tackles, 22 unassisted, one sack (nine yards), one quarterback pressure and one fumble recovery for the season . . . made sack 12/21 at Raiders and recovered fumble 10/19 at Buffalo . . . top tackles game came in 9/7 opener at New England with seven, five solo . . . had five stops 9/28 vs. Jets . . . regular on all defensive placement units . . . has bulked up from 1985 draft day weight of 245.

**CAREER NOTES: 1985:** Made first pro start at Miami 9/15 at left end . . . did not see action following week vs. Detroit 9/22 because of injury . . . totaled 17 tackles, 13 solo, two quarterback pressures and one sack (for five yards) . . . recorded his only sack at Miami . . . received exposure at nose tackle at different points during the season, and was tested there during the final five games . . . best tackles game came 11/24 at Kansas City with five, four unassisted . . . was the youngest player in the NFL during the 1985 season.

**COLLEGE:** Saw action in every position along the defensive line for Miami in 1984 senior season . . . used mainly at both middle guard and tackle during his career . . . recorded 62 career tackles, 42 unassisted, five sacks and six loss-tackles . . . top tackles game in 1984 came against Michigan with seven.

**PERSONAL:** Full name is Willie Lee Broughton . . . born in Fort Pierce, Fla. . . . attended Central High School . . . lettered twice in football and three times in track . . . earned all-state honors as a defensive tackle as a senior, while also serving as captain . . . was a conference champion discus performer . . . has thrown the discus 164' and the shot 52' . . . enjoys hunting, swimming and wrestling . . . avid collector of piranha . . . single . . . resides in Fort Pierce.





## 71 KEVIN CALL

Tackle 6-7 319  
 Colorado State  
 4th Year With Colts  
 Draft—5B, 1984  
 Born: November 13, 1961



**GAMES STARTED/PLAYED:** (1984, 0/16); (1985, 0/13); (1986, 16/16) Total 16/45

**PRO:** Entering his fourth season with the Colts . . . was the club's second selection in the fifth round of the 1984 draft, the 130th selection overall.

**1986:** Saw action as 16-game starter at right tackle . . . joined C-Ray Donaldson and OG/T-Chris Hinton as the only 16-game starters on the offensive line . . . "The Creature" enjoyed the first injury-free season of career.

**CAREER NOTES:** **1985:** Missed game 10/13 vs. Denver . . . had back problems towards the end of the season which caused him to miss games vs. Miami 11/17 and at Kansas City 11/24 . . . played through injuries most of the season, as he underwent arthroscopic surgery on a knee injury during training camp . . . saw spot duty as a reserve during most games, but had good amount of playing time in final two games as the offensive line was restructured following injury to OG-Ron Solt. **1984:** Served as a backup at both tackle positions on the offensive line.

**COLLEGE:** Four-year starter at Colorado State where he earned AP honorable mention All-America and first-team All-WAC honors as senior . . . was honorable mention All-WAC as sophomore and junior . . . referred to by one scouting service as "a mini-mountain in the midst of the Rockies" for his imposing size . . . combined speed, size, strength and agility with technique at his tackle position . . . blocking skills helped Colorado State finish second in the WAC, sixth in Division 1-A in passing offense, and aided the team in setting 45 school and two NCAA marks in 1983 . . . was Playboy preseason All-Far West . . . played in Blue-Gray Game . . . majored in industrial construction management.

**PERSONAL:** Full name is Kevin Bradley Call . . . born in Boulder, Colo. . . attended Fairview High School where he was a prep All-America as a senior . . . held school and state shot put record (69 feet) and discus record (171 feet) . . . enjoys golf, basketball and slow-pitch softball . . . Call and his wife, Shelly, reside in Carmel.

## 47 DEXTOR CLINKSCALE

Safety 6-0 196  
 South Carolina State  
 2nd Year With Colts, 7th in NFL  
 Free Agent—1986  
 Born: April 13, 1958



**GAMES STARTED/PLAYED:** (1980, 0/16); (1981, IR); (1982, 0/9);



## CLINKSCALE

(1983, 15/15); (1984, 15/15); (1985, 16/16); (1986, 0/5) Total 46/76 Total with Colts 0/5

**PRO:** Entering his second year with the Colts, his seventh in the NFL . . . joined the Colts on October 29, 1986 as a free agent . . . originally signed as a free agent with Dallas on June 13, 1980 . . . was waived by Dallas on October 14, 1986.

**1986:** Saw action in five games, none as a starter . . . joined team in the ninth week of the season, but did not play vs. Cleveland . . . subbed during the subsequent five games before injuring hamstring 12/7 at Atlanta and spending the final two games on injured reserve . . . totaled 12 tackles, 10 solo, defensively, while making three tackles on the kickoff coverage team.

**CAREER NOTES: 1985:** Made career-high 100 tackles, 63 unassisted, and tied career-high with three interceptions (returned 16 yards) and two sacks for Dallas . . . had top outing vs. Atlanta 10/27 with 13 tackles and two interceptions . . . performance earned him game ball from coaches . . . also had two fumble recoveries. **1984:** Missed lone game of season 10/28 vs. Colts . . . totaled 93 tackles, 68 solo, in second year as starter, along with three interceptions (for 32 yards) and two fumble recoveries . . . had eight tackles, one interception and a sack in 24-14 win at Chicago 9/30. **1983:** Game 12/4 at Seattle was his only missed game of year . . . had 89 tackles, 53 solo, four fumble recoveries, two interceptions and two sacks . . . picked off pass and returned it 68 yards for a touchdown 9/18 in 28-13 win over Giants . . . in 9/5 opener at Washington earned game ball by notching 12 tackles and one sack. **1982:** Used primarily as pass defense specialist . . . made 14 tackles, two sacks, one interception and one forced fumble . . . in playoff game 1/9/82 vs. Tampa Bay had one interception and four passes defended. **1981:** Missed entire season with achilles tendon injury. **1980:** Totaled 30 tackles, two sacks, nine passes defended and one fumble recovery . . . had post-season theft 12/28/80 against Rams.

**COLLEGE:** Four-year player at South Carolina State who played free safety for first three years, then switched to strong safety . . . earned 1979 first-team Black College All-America honors . . . was three-time All-Mid-Eastern Athletic Conference choice . . . played in 1980 Black College All-Star game . . . holds degree in business administration.

**PERSONAL:** Full name is Frederick Dexter Clinkscale . . . born in Greenville, S.C. . . . attended J.L. Mann High School in Greenville . . . had three brothers who attended college on football scholarships . . . single . . . resides in Dallas.

### CAREER STATISTICS

#### INTERCEPTIONS

Year	No.	Yds.	Avg.	LG	TD
1980 Dallas					
1981 Dallas		IR			
1982 Dallas	1	0	0.0	0	0
1983 Dallas	2	68	34.0	68t	1
1984 Dallas	3	32	10.7	23	0
1985 Dallas	3	16	5.3	11	0
1986					
<b>TOTAL</b>	<b>9</b>	<b>116</b>	<b>12.9</b>	<b>68t</b>	<b>1</b>

#### CAREER BEST

<b>Number:</b>	2	vs.	Atlanta 10/27/85
<b>Yards:</b>	68	vs.	NY Giants 9/18/83
<b>Longest:</b>	68	vs.	NY Giants 9/18/83
<b>TDS:</b>	1	vs.	NY Giants 9/18/83



# 31 LEONARD COLEMAN

Safety 6-2 201  
 Vanderbilt  
 3rd Year With Colts  
 Draft—1, 1984  
 Born: January 30, 1962



**GAMES STARTED/PLAYED: (1985, 0/12); (1986, 16/16) Total 16/28**

**PRO:** Entering his third year with the Colts . . . joined the Colts on September 18, 1985 . . . originally was selected in the first round of the 1984 draft, the eighth selection overall.

**1986:** Saw action as 16-game starter . . . made 14 starts at the LCB slot and two starts as SS (9/14 at Miami, 12/21 at Raiders) . . . had solid season in first year at cornerback with 79 tackles, 65 unassisted, four interceptions (for 36 yards) and 13 passes defended . . . tied a team record (held by seven others) by picking off three passes 10/12 vs. New Orleans . . . returned one theft vs. Saints for 31 yards . . . performance earned him AFC Defensive Player of the Week honors, and tied Kansas City's Lloyd Burruss for the most interceptions by a player in a 1986 league game . . . had eight-tackle game 11/30 vs. San Diego for top tackle game . . . also had seven stops vs. New Orleans and 12/7 at Atlanta . . . other interception (returned five yards) came at Houston 11/23 . . . was the only Colts defensive back to start every game . . . has played in 28 consecutive games.

**CAREER NOTES: 1985:** Joined the club during the third week of the season, but was not placed on the active roster until 9/30 . . . played in the final 12 games in nickel situations and on special teams . . . totaled eleven tackles, nine solo, and four passes defended . . . had 14 special team tackles, including nine stops on the punt coverage team . . . most of action in the defensive secondary came at safety.

**HONORS: 1986**—AFC Defensive Player of the Week, 10/12 vs. New Orleans.

**COLLEGE:** Four-year starter who never missed a game . . . owns school records for most interceptions in a game (three), season (eight) and career (15) . . . excellent blend of speed, size and strength made him one of the top prospects of the draft . . . earned NEA second-team All-America and AP third-team All-America honors as a senior, along with AP and UPI first-team All-Southeastern Conference honors.

**PERSONAL:** Full name is Leonard David Coleman . . . born in Boynton Beach, Fla. . . attended Lake Worth High School in Lake Worth, Fla. . . lettered three years in football and two in basketball . . . donated \$5,900 to the Noble Center for Retarded Citizens in Indianapolis in 1986 off pledges made for his tackle and fumble recoveries during last season . . . is a cousin of Minnesota Vikings' WR-Anthony Carter . . . Coleman and his wife, Rosenella, reside with their two children, Leonard, Jr. and Clifta Rose, in Boynton, Beach, Fla.

## CAREER STATISTICS

### INTERCEPTIONS

Year	No.	Yds.	Avg.	LG	TD
1985					
1986	4	36	9.0	31	0
<b>TOTAL</b>	<b>4</b>	<b>36</b>	<b>9.0</b>	<b>31</b>	<b>0</b>



## COLEMAN/COOKS

	CAREER BEST
Number:	3 vs. New Orleans 10/12/86
Yards:	31 vs. New Orleans 10/12/86
Longest:	31 vs. New Orleans 10/12/86

## 98 JOHNNIE COOKS

Linebacker 6-4 259  
 Mississippi State  
 6th Year With Colts  
 Draft—1A, 1982  
 Born: November 23, 1958



**GAMES STARTED/PLAYED:** (1982, 8/9); (1983, 11/16); (1984, 13/16); (1985, 16/16); (1986, 15/15) Total 63/72

**PRO:** Entering his sixth season with the Colts . . . was the Colts' first selection in the first round of the 1982 draft, the second pick overall.

**1986:** Saw action in 15 games as a starter . . . missed 9/14 game at Miami, snapping a consecutive games played streak at 58 and a consecutive starts streak at 26 games . . . totaled 64 tackles, 48 unassisted, one sack (for 13 yards) three quarterback pressures, three passes defended, one interception (for one yard) and a fumble forced . . . interception and sack came 11/16 at Jets . . . top tackles game came 10/12 vs. New Orleans with eight, six unassisted . . . had at least five tackles in six different games . . . forced fumble 12/14 vs. Buffalo.

**CAREER NOTES:** **1985:** Put together a steady season with 95 tackles, 59 unassisted, eight passes defended, five quarterback pressures, five sacks (36 yards) and one interception (seven yards) . . . made theft 9/8 at Pittsburgh to set up a score . . . was not employed in many pass rushing situations until the second half of the season, when he responded with all his sacks . . . sacks came 11/3 vs. Jets, 11/10 at New England, 11/24 at Kansas City, 12/8 at Chicago and 12/15 at Tampa Bay . . . top tackles game came 9/22 vs. Detroit with 10, six unassisted, and 11/3 vs. Jets with 10, seven unassisted. **1984:** Started first four games at RE and final nine at LOLB . . . had team-leading eleven and one-half sacks for 103 yards, including 10 sacks in the team's final six games . . . had 54 tackles, 34 unassisted, eleven quarterback pressures and three passes defended . . . had four and one-half sacks at Raiders 11/25. **1983:** Played season at LILB slot, notching 67 tackles, 52 solo . . . returned fumble 52 yards for a score in overtime to defeat New England 9/4 . . . had five sacks and one interception. **1982:** Started first two games at ROLB before moving inside for rest of season . . . had 63 tackles, 44 unassisted, one sack and one fumble recovery.

**HONORS:** 1982—PFWA NFL All-Rookie Team.

**COLLEGE:** Lettered four years at Mississippi State . . . was Bulldogs' top tackler for his last three seasons . . . recorded 376 tackles, 241 unassisted during career . . . selected first-team All-America by AP, NEA, Football Writers, Sporting News and Football News as a senior . . . played in 1982 Hula Bowl and Olympia Gold Bowl . . . redshirted in 1979 after suffering knee injury in season opener vs. Memphis State . . . was defensive MVP in 1981 Hall of Fame Bowl . . . had career-high 24 tackles vs. Auburn as a junior . . . also played in 1980 Sun Bowl . . . holds degree in physical education.



**PERSONAL:** Full name is Johnnie Earl Cooks . . . born in Leland, Miss. . . attended Leland High School . . . lettered in football and basketball . . . Cooks and his wife, Maggie Jo, reside in Indianapolis.

## 38 EUGENE DANIEL

Cornerback 5-11 180  
Louisiana State  
4th Year With Colts  
Draft—8, 1984  
Born: May 4, 1961



**GAMES STARTED/PLAYED:** (1984, 13/15); (1985, 16/16); (1986, 15/15) Total 44/46

**PRO:** Entering his fourth season with the Colts . . . was the Colts' eighth round selection in the 1984 draft, the 210th player selected overall.

**1986:** Saw action as a 15-game starter . . . missed contest 11/16 at Jets . . . was tied for club lead with two interceptions (returned for six yards) . . . totaled 69 tackles, 52 unassisted, a team-high 15 passes defended and one fumble recovery . . . teamed with Tate Randle 12/7 at Atlanta for team's key play of season by picking up punt that Randle blocked and returned it 13 yards for a touchdown with 20 seconds left for 28-23 victory . . . score was his first as a pro . . . had interceptions 9/28 vs. Jets and 10/19 at Buffalo . . . fumble recovery came 11/23 at Oilers . . . had nine tackles at New England 9/7 and at Houston for top games . . . had five tackles in eight different games . . . needs six interceptions to move past Bill Pellington and Mike Curtis into ninth place in Colts career interceptions . . . contributed five tackles on kickoff coverage team.

**CAREER NOTES: 1985:** Led the team in interceptions for the second consecutive year with eight (returned 53 yards) . . . was tied for second in the NFL in thefts, one behind league leader Everson Walls . . . totaled 74 tackles, 65 unassisted, and 23 passes defended . . . named to the All-AFC squad at cornerback by the Football News . . . had three interceptions (45 yards, including career-long 29-yard return) and a fumble recovery (returned 25 yards) vs. Green Bay 10/27 to earn the league's AFC Defensive Player of the Week honors . . . three interceptions tied the Colts' single-game record (achieved seven other times) . . . had one interception (eight yards), nine tackles and a blocked field goals vs. Denver 10/13 . . . other thefts came 9/22 vs. Detroit, 11/24 at Kansas City, 12/15 at Tampa Bay and 12/22 vs. Houston . . . had 10 tackles, nine solo, 9/15 at Miami . . . recovered two fumbles and caused another . . . chalked up 13 special teams tackles. **1984:** Stepped into the RCB slot and picked off a team-high six passes . . . had two interceptions in pro debut 9/2 vs. Jets . . . other swipes came 9/30 vs. Buffalo, 11/25 at Raiders, 12/2 at Buffalo and 12/9 at Miami . . . had 62 tackles, 45 unassisted, 14 passes defended and five special teams tackles.

**HONORS: 1985—**Football News All-AFC Team . . . Defensive Player of the Week, 10/27 vs. Green Bay.

**COLLEGE:** Four-year player at LSU . . . signed originally as a quarterback out of high school, but was converted into a defensive back . . . was LSU's seventh-leading tackler in 1983 with 66 . . . had four interceptions for 22 yards . . . had 156 career tackles as a Tiger . . . played on LSU's 1982 Orange Bowl team . . . holds degree in marketing.



## E. DANIEL/K. DANIEL

**PERSONAL:** Full name is Eugene Daniel . . . born in Baton Rouge, La. . . . attended Robert E. Lee High School . . . has 4.48 speed . . . single . . . resides in Baton Rouge, La.

### CAREER STATISTICS

#### INTERCEPTIONS

Year	No.	Yds.	Avg.	LG	TD
1984	6	25	4.2	18	0
1985	8	53	6.6	29	0
1986	2	6	3.0	3	0
<b>TOTAL</b>	<b>16</b>	<b>84</b>	<b>5.3</b>	<b>29</b>	<b>0</b>

#### CAREER BEST

<b>Number:</b>	3 vs.	Green Bay 10/27/85
<b>Yards:</b>	45 vs.	Green Bay 10/27/85
<b>Longest:</b>	29 vs.	Green Bay 10/27/85

## 23 KENNY DANIEL

Cornerback 5-10 191  
San Jose State  
2nd Year With Colts, 4th in NFL  
Trade—New York Giants, 1986  
Born: June 1, 1960



**GAMES STARTED/PLAYED:** (1984, 1/15); (1985, IR); (1986, 2/15) Total 3/30 Total with Colts 2/15

**PRO:** Entering his second season with the Colts, his fourth in the NFL . . . joined the Colts on August 26, 1986 in a trade from the Giants for the Colts' ninth round pick in the 1987 draft (Giants chose OT-Stan Parker) . . . originally had free agent tryout with Washington (signed May 28, 1982, waived August 18, 1982) . . . played two seasons for the Oakland Invaders (USFL), before joining New York on May 11, 1984 as a free agent.

**1986:** Saw action in 15 games, two as a starter . . . started at FS at Miami 9/14 and vs. Rams 9/21 . . . missed contest 9/28 vs. Jets . . . had 29 tackles, 15 unassisted, two interceptions (for five yards) and one fumble recovery . . . had interceptions 9/14 at Miami, and 11/23 at Houston (for five yards) . . . recovered fumble 11/16 at Jets . . . top tackles game came at Miami with 10, five solo . . . had five stops 10/5 at San Francisco . . . most playing time throughout season came in nickel and dime situations . . . had occasional duty as kickoff returner with five for 109 yards (21.8 avg.).

**CAREER NOTES:** **1985:** Spent entire season on injured reserve with the New York Giants due to fractured wrist suffered during preseason. **1984:** Served in backup role in secondary until 12/15 finale vs. New Orleans . . . played at LCB in place of the injured Mark Haynes . . . also started Giants' two playoff games at LCB . . . totaled 14 tackles and had 52-yard kickoff return vs. St. Louis . . . had eight tackles during post-season. **1982-83:** Played two seasons with the Oakland Invaders, where he was a starter . . . had 10 career USFL interceptions.

**COLLEGE:** Began career at Contra Costa JC in California, and spent

## K. DANIEL/DONALDSON



final two collegiate seasons as a starting defensive back at San Jose State.

**PERSONAL:** Full name is Kenneth Daniel . . . born in Martinez, Calif. . . . attended Kennedy High School in Richmond, Calif. . . . played football and track . . . single . . . resides in Richmond, Calif.

### 53 RAY DONALDSON

Center 6-3 288  
Georgia  
8th Year With Colts  
Draft—2A, 1980  
Born: May 18, 1958



**GAMES STARTED/PLAYED:** (1980, 0/16); (1981, 16/16); (1982, 9/9); (1983, 16/16); (1984, 16/16); (1985, 16/16); (1986, 16/16)  
Total 89/105

**PRO:** Entering his eighth season with the Colts . . . was the Colts' first selection in the second round of the 1980 draft . . . was the 32nd player selected overall, the second center and fourth offensive lineman taken.

**1986:** Saw action as a 16-game starter . . . was only player on the team to participate in 100 percent of his plays . . . earned the recognition he long deserved by being selected for the 1987 Pro Bowl . . . originally was selected behind Miami's Dwight Stephenson, but became the starter and played most of contest . . . now has played in 105 consecutive games and has started the past 89 games, the longest streaks on the team . . . has not missed a game throughout career and has made every starting assignment since the start of the 1981 season.

**CAREER NOTES: 1985:** Anchor of the offensive line which allowed the Colts to lead the AFC in rushing, the second time in three seasons the Colts led the conference . . . selected the Colts' Most Valuable Player by the Thundering Herd, a local fan club. **1984:** Displayed usual durability by starting and playing in every game for the fourth consecutive season . . . helped pave the way for Colts rushers to amass more than 2,000 rushing yards for the second consecutive season, the second time in his four years as starter. **1983:** Colts posted 2,695 yards rushing for a conference-leading 168.4-yard average per game, the highest in Donaldson's career . . . earned Pro Bowl recognition as first alternate. **1982:** Started all nine games in abbreviated season. **1981:** Began career as starter, his second year in the league. **1980:** Served as backup center and guard on offensive line . . . appeared in every game as special teamer . . . totaled nine tackles, seven unassisted, while also playing on kickoff return unit.

**HONORS: 1983**—Pro Bowl first alternate . . . **1986**—Pro Bowl Second-Team . . . UPI All-AFC Second-Team . . . AP All-Pro Honorable Mention.

**COLLEGE:** Earned All-America honors from the Sporting News, Associated Press and the Newspaper Enterprise Association . . . played in East-West Shrine Game and the Senior Bowl in 1980 . . . switched from linebacker to center as a sophomore . . . education major.

**PERSONAL:** Full name is Ray Canute Donaldson . . . born in Rome, Georgia . . . attended East Rome High School . . . Donaldson and his wife, Eileen, reside in Indianapolis.



# 44 OWEN GILL

Fullback 6-1 236  
Iowa  
3rd Year With Colts  
Waivers—Seattle, 1985  
Born: February 19, 1962



**GAMES STARTED/PLAYED: (1985, 0/15); (1986, 1/16) Total 1/31**

**PRO:** Entering his third season with the Colts . . . claimed off waivers by the Colts on September 6, 1985 from Seattle . . . was Seattle's second round pick in the 1985 draft, the 53rd selection overall, the sixth running back chosen.

**1986:** Saw action in 16 games, one as a starter . . . started game 11/2 vs. Cleveland at halfback, his first pro start at that position . . . ranked third on the club with 228 yards rushing on 53 attempts (4.3 avg.) and one touchdown . . . score came on one-yard rush 10/5 at San Francisco . . . top game came vs. Cleveland with 13 rushes for 59 yards, including season-long 18-yard carry . . . was 12-54 vs. Miami 10/26 . . . carried the ball in eleven different contests, however had just two rushes in final seven games of season . . . set career season-high with 16 receptions for 137 yards . . . was 3-22 vs. Jets 9/28 and 3-20 vs. Cleveland to set personal single-game reception record . . . caught passes in 10 different games . . . had five kickoff returns for a 14.6 avg. . . . ranked second among special teamers with 17 tackles, with 10 coming on punt coverage unit . . . posted top special teams total of season with five tackles 12/14 vs. Buffalo.

**CAREER NOTES: 1985:** Missed 12/8 tilt at Chicago . . . ranked fourth on club with 262 yards on 54 rushes . . . was one of three Colts rushers who exceeded 5.0 yards per attempts on a minimum of 40 attempts . . . had one-yard scoring rushes vs. Detroit 9/22 and 11/10 at New England for only tallies . . . set record for longest non-scoring rush in Colts history with a 67-yarder vs. Houston 12/22 . . . played most of game 9/29 at Jets at fullback due to injuries to George Wonsley and Randy McMillan and rushed 15 times for 46 yards . . . was 4-83 vs. Houston and 9-66 at Tampa Bay 12/15, including a 24-yarder which set up final touchdown . . . caught five passes for 52 yards . . . had two special teams tackles and one kickoff return.

**COLLEGE:** Finished four-year career as leading rusher in Hawkeyes' history with 2,556 yards on 489 carries (5.2 avg.) and 22 touchdowns . . . earned UPI second-team All-Big Ten honors as a senior by rushing 199 times for 920 yards and two touchdowns and catching 22 passes for 201 yards . . . rushed for 798 yards as a junior and 683 yards as a sophomore, while playing at both tailback and fullback . . . played in Rose Bowl (1981), Peach Bowl (1982), Gator Bowl (1983) and Freedom Bowl (1984) . . . was team's MVP in Gator Bowl . . . served as a team captain as a senior . . . had seven career 100-yard games . . . played in 1985 Hula Bowl and Japan Bowl . . . set school record in the triple jump with a mark of 48-5 in 1982 . . . pursuing degree in communications/theater art during offseason.

**PERSONAL:** Full name is Owen Gill . . . born in London, England, where he lived for 16 years (mother still resides there) . . . attended Samuel Tilden High School in Brooklyn, N.Y. . . . was prep gridder only two years, but once rushed for 314 yards in a game . . . lettered in football and track . . . single . . . resides in Iowa City, Iowa.





## CAREER STATISTICS


Year	RUSHING					RECEIVING				
	No.	Yds.	Avg.	LG	TD	No.	Yds.	Avg.	LG	TD
1985	45	262	5.3	67	2	5	52	10.4	20	0
1986	53	228	4.3	18	1	16	137	8.6	15	0
<b>TOTAL</b>	<b>98</b>	<b>490</b>	<b>5.0</b>	<b>67</b>	<b>3</b>	<b>21</b>	<b>189</b>	<b>9.0</b>	<b>20</b>	<b>0</b>

## CAREER BEST

RUSHING			RECEIVING		
Carries:	15	at NY Jets 9/29/85	Receptions:	3	vs. NY Jets 9/28/86
Yards:	83	vs. Houston 12/22/85			vs. Cleveland 11/2/86
Longest:	67	vs. Houston 12/22/85	Yards:	25	at Kansas City 11/24/85
TDs:	1	vs. Detroit 9/22/85	Longest:	20	at Kansas City 11/24/85
		at New England 11/10/85			
		at San Francisco 10/5/86			

## 25 NESBY GLASGOW

Safety 5-10 189  
 Washington  
 9th Year With Colts  
 Draft—8B, 1979  
 Born: April 15, 1957



**GAMES STARTED/PLAYED:** (1979, 4/15); (1980, 16/16); (1981, 13/14); (1982, 9/9); (1983, 15/16); (1984, 16/16) (1985, 16/16); (1986, 14/14) Total 103/117

**PRO:** Entering his ninth season with the Colts . . . was the Colts' second selection in the eighth round of the 1979 draft.

**1986:** Saw action in 14 games, all as a starter . . . missed games 9/14 at Miami and 11/30 vs. San Diego . . . was starter at SS in all other contests except opener 9/7 at New England and 12/21 finale at Raiders when he started at FS . . . had string of 58 consecutive games played and 47 consecutive starts snapped by missing game at Miami . . . ranked first among defensive secondary, sixth on the club, with 80 tackles, 53 unassisted, along with three fumbles forced, two fumbles recovered, one quarterback pressure and three passes defended . . . notched top tackles game at Raiders with 10, seven solo . . . had two nine-tackle games and had at least six stops in nine different tilts . . . caused and recovered a fumble 9/28 vs. Jets . . . other fumbles forced came 11/9 vs. New England and at Raiders, while other recovery came 12/14 vs. Bills . . . now has 830 tackles for career, 586 unassisted . . . ranks second in Colts history in career kickoff returns (83) and kickoff return yardage (1,869).

**CAREER NOTES:** **1985:** Starter in every contest for fourth time in seven complete seasons . . . played at strong safety for first time in career, making 98 stops, 58 unassisted, seven passes defended, four quarterback pressures and two sacks . . . forced two fumbles, including one vs. Detroit 9/22 inside the Colts' 20-yard line to help preserve 14-6 win . . . sacks came 10/20 at Buffalo and 12/22 vs. Houston . . . had 10 tackles in 9/8 opener at Pittsburgh. **1984:** Ranked third on Colts with 134 tackles, 88 unassisted . . . was the first time in three seasons he did not lead team in that category . . . lone interception came late in Colts' 9-5 win 11/11 at Jets . . . credited with 14 passes defended,



# GLASGOW

two forced fumbles and a fumble recovery . . . had six double-figure tackles games, including 17 tackles, five solo, 10/28 at Dallas. **1983:** Starter in every game except 9/11 at Denver . . . led the team with 97 tackles, 55 unassisted, three interceptions, two forced fumbles and one sack . . . started three games at strong safety. **1982:** Started two games at strong safety . . . led club with 103 tackles, 66 unassisted . . . had at least eleven tackles in seven games. **1981:** Started three games at LCB . . . totaled team-leading 116 tackles, 104 unassisted, two interceptions, one sack and two fumble recoveries. **1980:** Ranked second on the club with 149 tackles, 117 solo . . . had career-high 18 tackles against Cincinnati 12/7 . . . was second on the Colts with four interceptions. **1979:** Wound up season with four starts at FS . . . had 53 tackles, 45 unassisted . . . set team single-season marks in punt returns (44), kickoff returns (50) and kickoff return yardage (1,126) . . . nine punt returns at Kansas City 9/2 set a team record . . . had 75-yard scoring punt return vs. New England 11/18 (only the fifth Colt to score by a punt return) . . . combined punt and kickoff return yards ranked him first in the AFC.

**COLLEGE:** Four-year letterman at Washington . . . was team captain . . . had career totals of 169 tackles, five interceptions and a 6.8-yard average for 83 punt returns . . . lead PAC Eight in punt returns as a senior with a 9.2-yard average . . . had a 73-yard punt return vs. Stanford in 1977 . . . earned AP third-team All-America honors as a senior . . . named to All-West Coast and first-team All-PAC Ten squads as a junior and senior . . . was teammate of Warren Moon on Washington's Rose Bowl champion team in 1977 . . . played in the Hula Bowl and the Senior Bowl.

**PERSONAL:** Full name is Nesby Lee Glasgow . . . born in Los Angeles, Calif. . . . lettered in football and track at Gardena High School . . . active with Save-A-Heart Foundation and area youth organizations . . . he and his wife, Dona, reside in Indianapolis with their three children Nesby (7/28/80), Brandon (3/16/82) and Nicole (2/17/85).

## CAREER STATISTICS

### INTERCEPTIONS

Year	No.	Yds.	Avg.	LG	TD
1979	1	-1	-1.0	-1	0
1980	4	65	16.3	29	0
1981	2	35	17.5	31	0
1982					
1983	3	35	11.7	18	0
1984	1	8	8.0	8	0
1985					
1986					
<b>TOTAL</b>	<b>11</b>	<b>142</b>	<b>12.9</b>	<b>31</b>	<b>0</b>

### CAREER BEST

Number:	1	(10 games)
Yards:	30	at New England 9/6/81
Longest:	30	at New England 9/6/81

**ADDITIONAL STATISTICS: Punt Returns:** 1979, 44-352, 8.0 avg., 1 TD; 1980, 23-187, 8.1 avg.; 1982, 4-24, 6.0 avg.; 1983, 1-9, 9.0 avg.; 1984, 7-79, 11.3 avg. **Kickoff Returns:** 1979, 50-1126, 22.5 avg.; 1980, 33-743, 22.5 avg.; 1981, 1-35, 35.0 avg.

### CAREER BEST

PUNT RETURNS		KICKOFF RETURNS	
Number:	9 at Kansas City 9/2/79	Number:	7 at New England 11/18/79
Yards:	75 at New England 11/18/79 (1 ret.)	Yards:	140 vs. Houston 10/14/79
Longest:	75 at New England 11/18/79	Longest:	58 vs. Houston 10/14/79



## 90 JOHN HAINES

Defensive Lineman 6-6 262  
 Texas  
 2nd Year With Colts, 3rd in NFL  
 Free Agent—1986  
 Born: December 16, 1961



**GAMES STARTED/PLAYED:** (1984, 0/8); (1986, 0/11) Total 0/19  
**PRO:** Entering his second season with the Colts, his third in the NFL . . . signed as a free agent with Colts on April 4, 1986 . . . originally was the seventh-round pick of Minnesota in 1984 draft, the 180th selection overall . . . waived by Vikings on August 14, 1985.

**1986:** Saw action in eleven games, none as a starter . . . saw spot duty on defensive line, totaling seven tackles, four unassisted . . . had two tackles 10/5 at San Francisco and 10/12 vs. New Orleans . . . did not play in two of final three games.

**CAREER NOTES: 1984:** Played as reserve in eight games for Minnesota, the final eight after coming off the physically unable to perform list on October 23 . . . had 13 tackles, two sacks and one fumble recovery.

**COLLEGE:** Four-year letterman who became starter eight games into his sophomore year . . . named first-team All-SWC as a senior, and to the second-team All-SWC as a junior . . . had 50 tackles, including nine sacks, as a junior, and 67 tackles, including four sacks, as a senior . . . played in Bluebonnet (1980), Cotton (1981) and Sun Bowls (1982) with Longhorns . . . majored in marketing and business administration . . . pursuing degree during offseason.

**PERSONAL:** Full name is John Yancy Haines . . . born in Fort Worth, Texas . . . attended Arlington Heights High School in Fort Worth . . . won three letters playing tight end, defensive end, linebacker and offensive tackle . . . won three letters in baseball, two in basketball and one in track . . . single . . . resides in Austin, Texas.

## 78 JON HAND

Defensive End 6-7 298  
 Alabama  
 2nd Year With Colts  
 Draft—1, 1986  
 Born: November 13, 1963



**GAMES STARTED/PLAYED:** (1986, 15/15) Total 15/15

**PRO:** Entering his second season with the Colts . . . was the Colts' first round pick in the 1986 draft, the fourth selection overall.

**1986:** Saw action in 15 games, all as a starter . . . missed game 10/12 vs. New Orleans . . . ranked fifth on the club, second among defensive linemen, with 82 tackles, 53 unassisted . . . had team-high eleven quarterback pressures, five sacks (for 32 yards), two fumbles forced, two fumble recoveries and one interception (for eight yards) . . . top tackles game came 9/7 vs. New England with



## HAND/HARBOUR

eleven, two solo . . . had four eight-tackle efforts as he had solid second half of season . . . recovered two fumbles 12/7 at Atlanta, one of which set up a touchdown . . . one fumble forced came at Atlanta with other coming 11/9 vs. Patriots . . . had blocked field goal 11/30 vs. San Diego . . . established himself as strong pass rusher, with pursuit being a key to sack total . . . nailed quarterbacks 10/5 at San Francisco, 10/19 at Buffalo, 11/2 vs. Cleveland, vs. Patriots and 11/23 at Houston . . . interception came vs. Chargers . . . earned Pro Football Weekly NFL All-Rookie honors, along with the Colts' Defensive Rookie of the Year recognition by the Thundering Herd.

**HONORS: 1986**—Pro Football Weekly NFL All-Rookie Team.

**COLLEGE:** Started every game in 1985, earning first-team All-America honors from the Sporting News and second-team recognition by the Football News . . . notched 77 tackles, 44 unassisted, including eight loss-tackles for 29 yards, and one interception (returned nine yards) in 1985 . . . had 234 tackles (27 for losses) during Alabama career . . . reached double figures in tackles against Penn State (13), Tennessee (12) and Southern Mississippi (eleven) as a senior . . . top game of career came in 1985 at LSU with six tackles, one sack, two passes defensed and a blocked field goal . . . likened to Ed "Too Tall" Jones for his size and ability to move . . . earned first-team All-SEC honors by AP, UPI and the SEC coaches following senior season . . . played in 44 games during Crimson Tide career . . . joins Barry Krauss (1979) and Cornelius Bennett (1987) as Colts' first-round picks from Alabama . . . majored in criminal justice.

**PERSONAL:** Full name is Jon Thomas Hand . . . born in Sylacauga, Ala. . . . attended Sylacauga High School . . . earned Parade Magazine All-America honors, along with excelling in basketball and track . . . was state champion in the shot put . . . was academic prep All-America . . . alltime favorite athlete is Bubba Smith . . . once served as a stand-in for Smith in the movie "Stroker's Ace" . . . donated \$8,200 to the Noble Center for Retarded Citizens in Indianapolis in 1986 (\$100 per tackle during last season) . . . Hand and his wife, Tanya, reside in Indianapolis.

## 87 JAMES HARBOUR

Wide Receiver 6-0 204  
Mississippi  
2nd Year With Colts  
Free Agent—1986  
Born: November 10, 1962



**GAMES STARTED/PLAYED:** (1985, IR); (1986, 0/9) Total 0/9

**PRO:** Entering his second year with the Colts . . . was the Colts seventh-round pick in the 1985 draft, the 173rd pick overall . . . was waived by the club on September 1, 1986, then brought back one day later . . . waived again on October 1, then resigned on November 19.

**1986:** Played in nine games, the first four and final five games of the season . . . had four receptions for 46 yards . . . had 28-yard snare 9/14 at Miami, a 18-yard catch 9/21 vs. Rams and two receptions for no yards 9/28 vs. Jets.

**CAREER NOTES: 1985:** Suffered knee injury in training camp and spent entire season on injured reserve.



**COLLEGE:** Fifth-year senior at Ole Miss who caught 24 passes for 362 yards (15.1 avg.) . . . totaled 81 receptions for 1,170 yards and two touchdowns for career . . . had 35 receptions for 512 yards in 1982 . . . ran track during first three years . . . was participant in the Southeastern Conference finals in the 100-meter dash for three years, and in the 200-meter as a junior . . . top time in the 100 is 10.37 and 20.79 in the 200-meter . . . holds degree in public administration.

**PERSONAL:** Full name is James Edward Harbour . . . born in Meridian, Miss. . . . attended Meridian High School . . . played football during final two seasons only . . . earned all-state and Parade High School All-America honors as a senior . . . team won two state championships . . . also was two-year state champion in the 100 and 200-meter dash, as his squad won two state championships . . . nicknamed "Pearl" . . . single . . . resides in Meridian.

**CAREER STATISTICS**

**RECEIVING**

Year	No.	Yds.	Avg.	LG	TD
1986	4	46	11.5	28	0
<b>TOTAL</b>	<b>4</b>	<b>46</b>	<b>11.5</b>	<b>28</b>	<b>0</b>

**CAREER BEST**

Receptions:	2 vs.	NY Jets 9/28/86
Yards:	28 at	Miami 9/14/86
Longest:	28 at	Miami 9/14/86

**29 DWIGHT HICKS**

Safety 6-1 200  
Michigan  
2nd Year With Colts, 9th in NFL  
Free Agent—1986  
Born: April 5, 1956



**GAMES STARTED/PLAYED:** (1979, 4/8); (1980, 16/16); (1981, 16/16); (1982, 9/9); (1983, 15/15); (1984, 16/16); (1985, 16/16); (1986, 6/9) Total 98/105 Total with Colts 6/9

**PRO:** Entering his second year with the Colts his ninth in the NFL . . . joined the Colts on October 23, 1986 . . . originally was a sixth-round pick by Detroit in the 1978 draft . . . was waived by Detroit on August 15, 1979 . . . played for the Toronto Argonauts (CFL) from September 16, 1978 to October 14, 1978 . . . signed as a free agent by Philadelphia on December 28, 1979 and was waived on August 28, 1979 . . . signed with San Francisco as a free agent on October 24, 1979 . . . released by San Francisco on June 5, 1986.

**1986:** Saw action in nine games, six as a starter . . . played in every game since joining the Colts, but did not start 10/16 vs. Miami, 11/2 vs. Cleveland or 12/21 at Raiders . . . totaled 39 tackles, 23 unassisted, one quarterback pressure, one pass defended and two interceptions . . . thefts came 11/9 vs. New England and 12/14 vs. Buffalo, each inside the Colts' 10-yard line . . . totaled nine tackles, six solo, 11/23 at Houston, with two additional seven-tackle contests . . . contributed on punt coverage unit with one tackle.



## HICKS

**CAREER NOTES:** **1985:** Played most of year for 49ers at cornerback instead of safety slot where he earned four-time Pro Bowl honors . . . had 72 tackles, 61 unassisted, four interceptions, 10 passes defended, four interceptions (for 68 yards), two fumble recoveries, one fumble forced and one sack. **1984:** Earned fourth consecutive Pro Bowl nomination by making 92 tackles, 62 solo, three interceptions, 16 passes defended and two fumble recoveries . . . started four games at cornerback in place of injured Ronnie Lott . . . three post-season starts netted nine tackles, one interception and one pass defended . . . was part of NFL history when entire 49ers defensive backfield played in Pro Bowl. **1983:** Missed game 10/23 against the Rams, the first game he missed since the 1979 season . . . had 73 tackles, 53 solo, nine passes defended, two fumble recoveries and two interceptions (for 102 yards) . . . returned both thefts for scores (40 yards at St. Louis, 9/18; 62 yards at New Orleans, 10/16). **1982:** Totaled 40 tackles, 27 unassisted, six passes defended and three interceptions. **1981:** Set two club records with 239 interception return yards (nine swipes) and returned fumble 80 yards for touchdown at Washington 10/14 (one of three recoveries on year) . . . game at Washington also included two interceptions, one with a 72-yard return (the fourth-longest in team history) . . . notched 76 stops, 60 unassisted, and 14 passes defended . . . named second-team All-Pro by AP and NEA. **1980:** Had 92 tackles, 54 solo, 14 passes defended, four interceptions and two fumble recoveries . . . made career-high 13 tackles 10/5 at LA Rams. **1979:** Started last four games of season . . . had 24 tackles, eleven solo, five interceptions, one fumble recovery and one pass defended.

**HONORS:** **1981**—Pro Bowl . . . AP All-Pro Second-Team . . . NEA All-Pro Second-Team . . . **1982**—Pro Bowl . . . **1983**—Pro Bowl . . . **1984**—Pro Bowl . . . UPI All-NFC . . . College and Pro Football Newsweekly All-Pro Second-Team.

**COLLEGE:** Four-year letterman at Michigan, where team had 38-7-2 during career . . . earned All-Big Ten honors as senior in 1977, while serving as captain . . . played in two Rose Bowls and one Orange Bowl . . . holds degree in education.

**PERSONAL:** Full name is Dwight Hicks . . . born in Mount Holly, N.J. . . . attended Pennsauken (NJ) High School . . . lettered in football, basketball and baseball . . . single . . . resides in San Carlos, Calif.

### CAREER STATISTICS

#### INTERCEPTIONS

Year	No.	Yds.	Avg.	LG	TD
1979 SF	5	57	11.4	29	0
1980 SF	4	73	18.3	44	0
1981 SF	9	239	26.6	72	1
1982 SF	3	5	1.7	3	0
1983 SF	2	102	51.0	62t	2
1984 SF	3	42	14.0	29	0
1985 SF	4	68	17.0	25	0
1986	2	16	8.0	16	0
<b>TOTAL</b>	<b>32</b>	<b>602</b>	<b>18.8</b>	<b>72</b>	<b>3</b>

#### CAREER BEST INTERCEPTIONS

<b>Number:</b>	2	vs.	(three games)
<b>Yards:</b>	104	at	Washington 10/4/81
<b>Longest:</b>	72	at	Washington 10/4/81
<b>TDs:</b>	1	at	Washington 10/4/81
		at	St. Louis 9/18/83
		at	New Orleans 10/16/83

**ADDITIONAL STATISTICS:** Interceptions (post-season): 1981, 1-27; 1983, 1-22; 1984, 1-0. Career Punt Returns: 56-403-7.5, 39 LG, 0 TD. Career Kickoff Returns: 3-58-19.3, 22 LG, 0 TD.



## 75 CHRIS HINTON

Tackle 6-4 294  
 Northwestern  
 5th Year With Colts  
 Trade—Denver, 1983  
 Born: July 31, 1961



**GAMES STARTED/PLAYED:** (1983, 15/16); (1984, 6/6); (1985, 16/16); (1986, 16/16) Total 53/54

**PRO:** Entering his fifth season with the Colts . . . acquired by the Colts on May 2, 1983, along with QB-Mark Herrmann and Denver's first round 1984 draft pick (used to take OT-Ron Solt), for QB-John Elway . . . selected by Denver as the fourth player taken in the 1983 draft.

**1986:** Saw action in 16 games as starter . . . started first 14 weeks of season at LT, then was shifted to LG for last two contests . . . earned Pro Bowl honors for the third time in his four-year career . . . also selected to UPI All-AFC first-team, Football News NFL All-Pro first-team and AP All-Pro honorable mention squads . . . played majority of every contest except game 12/7 at Atlanta when he suffered a thigh bruise late in second quarter . . . 32 consecutive starts is tied for third-longest on team.

**CAREER NOTES: 1985:** Returned from leg injuries from previous season and was shifted from right guard position to left tackle . . . responded by earning Pro Bowl honors at a second position . . . mobility and strength lended for smooth transition, and enabled Colts to possess one of the league's most potent rushing attacks . . . spent most of Pro Bowl playing time at right guard. **1984:** Started first six games before suffering a right ankle sprain and broken fibula vs. Washington 10/7 spent final nine weeks of season on injured reserve . . . injury broke a streak of 21 consecutive starts. **1983:** Earned acclaim as the first rookie lineman to ever achieve a Pro Bowl nomination . . . was a member of three All-Rookie squads, UPI's AFC All-Star Team and PFWA All-Star Team . . . Colts ground attack averaged a conference-leading 168.4 yards per game.

**HONORS: 1983—**AFC Pro Bowl Starter . . . UPI NFL All-Rookie Team . . . Football Digest NFL All-Rookie Team . . . UPI AFC All-Star Second-Team . . . Pro Football Writers All-AFC . . . PFWA All-Rookie Team . . . **1985—**Pro Bowl . . . AP All-Pro Second-Team . . . UPI All-AFC First-Team . . . NEA All-NFL Second-Team . . . **1986—**AFC Pro Bowl Second-Team . . . UPI All-AFC First-Team . . . AP All-Pro Honorable Mention . . . Football News NFL All-Pro Team First-Team.

**COLLEGE:** Four-year letterman at Northwestern . . . played for a year and a half each at linebacker and tight end before switching to left tackle in senior year . . . selected first-team All-America by Sporting News, second-team All-America by UPI and NEA, honorable mention All-America and AP and All-Big Ten first-team . . . chosen Wildcats' MVP by teammates . . . named to the 1982 All-America Strength Team . . . played in 1983 Blue-Gray Game and Senior Bowl . . . explosive off the ball and can dominate at the point of attack . . . entered college at 218 pounds and bulked up to 272 without hurting 4.8 speed in the 40 . . . was Northwestern's starting tight end as a junior . . . caught 19 passes for 265 yards (13.9 avg.) . . . was 5-83 at Michigan for top receiving game . . . started six games as an OLB in sophomore year and four as a tight end . . . recorded 38 tackles during linebacking duty . . . had season-high eleven stops vs. Purdue . . . recorded 46 tackles in six-game starting stint at OLB as a freshman . . . captained Wildcats as a senior . . . holds degree in sociology.



## HINTON/HOGEBOOM

**PERSONAL:** Full name is Christopher Jerrod Hinton . . . born in Chicago, Ill. . . . attended Phillips High School (Chicago) . . . earned all-city, all-state and honorable mention All-America honors . . . also lettered three times in wrestling and once each in basketball and track . . . active in Adopt-A-Family and Special Olympics . . . Hinton and his wife, Carol, reside in Indianapolis.

### 7 GARY HOGEBOOM

Quarterback 6-4 210  
Central Michigan  
2nd Year With Colts, 8th in NFL  
Trade—Dallas, 1986  
Born: August 21, 1958



**GAMES STARTED/PLAYED:** (1980, 0/1); (1981, 0/1); (1982, 0/4); (1983, 0/6); (1984, 10/16); (1985, 2/16); (1986, 5/5) Total 17/49 Total with Colts 5/5

**PRO:** Entering his second season with the Colts, his eighth in the NFL . . . was selected in the fifth round of the 1980 draft by Dallas, the ninth quarterback selected . . . obtained by the Colts on April 28, 1986 when teams traded positions in second round of draft (Dallas used pick from Colts to select RB-Darryl Clack as the draft's 33rd pick while Colts used Dallas' 47th position overall to choose QB-Jack Trudeau).

**1986:** Saw action as five-game starter . . . started first two and final three games of season . . . suffered shoulder separation 9/14 at Miami in third quarter and spent next eleven weeks on injured reserve . . . returned to lead Colts to three wins to close the season, hitting 57 of 92 passes for 725 yards and six touchdowns during that span . . . totals for year include 144 attempts, 85 completions for 1,154 yards with six touchdowns and six interceptions (81.2 rating) . . . suffered 18 sacks (for 144 yards) on season . . . was 23-33-318, two touchdowns and one rushing score in 24-14 win over Buffalo 12/14 . . . passed for at least 240 yards (241 at New England 9/7; 240 at Raiders 12/21) in three of five starts for Colts . . . had two scoring passes in each of club's last three games . . . 8.01-yard average per attempt marked the first time since Bert Jones (9.05, 1976) that a Colts quarterback exceeded an eight-yard average in that category (min. 100 att.) . . . 8.01 average per attempt ranked third-highest in NFL among quarterbacks who attempted at least 144 passes . . . stands in ninth place in Colts history with 144 pass attempts.

**CAREER NOTES:** **1985:** Started two of 16 games for Dallas (10/20 at Philadelphia, 15-25, 172 yards, one touchdown, two interceptions; 12/22 at San Francisco, 28-49, 389 yards, one touchdown, two interceptions) . . . hit on 70 of 126 passes for 978 yards (55.6%), five touchdowns, seven interceptions for year (70.8 rating) . . . top performance came 9/15 at Detroit by hitting 17 of 24 passes for 255 yards and two touchdowns while scoring first career touchdown on a two-yard rush . . . was sacked 14 times for 188 yards. **1984:** Started first 10 games of year leading Cowboys to 6-4 mark . . . hit 195 of 367 attempts for 2,366 yards (53.1%), seven touchdowns and 14 interceptions (63.7 rating) . . . hit 33 of 47 tosses for 343 yards 9/3 at L.A. Rams to spark a 20-13 win in first pro start . . . hit on 68-yard scoring strike at Chicago 9/30 for career-long pass . . . had two TD passes 11/11 at St. Louis . . . was sacked 26 times for 211 yards. **1983:**





Completed eleven of 17 passes for 161 yards as a reserve in six games. **1982:** Four-game participant who came off bench in 1/23/83 NFC Championship Game at Washington (in place of injured Danny White) and hit 14 of 29 passes for 162 yards and two touchdowns . . . had attempted only eight passes (completing three for 45 yards) during the season prior to championship game . . . played in one game in each of the 1980 and 1981 seasons without attempting a pass.

**COLLEGE:** Two-year starter who engineered 24 victories in 28 games, including a 19-2-1 record in his final two seasons . . . named Mid-American Conference Player of the Year in 1979 when he led Central Michigan to conference title . . . completed 208 of 395 passes (52.7%) for 3,088 yards and 19 touchdowns for career . . . rushed for 957 yards and 16 scores to set school total offense record of 4,045 yards.

**PERSONAL:** Full name is Gary Keith Hogeboom . . . born in Grand Rapids, Mich. . . attended Northview High School in Grand Rapids . . . off-season involvements include work with Special Olympics and Wish with Wings . . . is partner in a real estate development company in Sachse, Texas . . . Hogeboom and his wife, Kristi, have three children, Heidi Jo (4), Jake (3) and Kasi Jo . . . they reside in Zionsville.

## CAREER STATISTICS

Year	PASSING						RUSHING				
	Att-Comp.	Yds.	Pct.	Int.	LG	TD	No.	Yds.	Avg.	LG	TD
1980 Dal.											
1981 Dal.											
1982 Dal.	8- 3	45	37.5	1	26	0	3	3	0.0	3	0
1983 Dal.	17- 11	161	64.7	1	24	1	6	-10	-1.7	-1	0
1984 Dal.	367-195	2366	53.1	14	68t	7	15	19	1.3	11	0
1985 Dal.	126- 70	978	55.6	7	58t	5	8	48	6.0	15	1
1986	144- 85	1154	59.0	6	60	6	10	20	2.0	6	1
<b>TOTAL</b>	<b>662-364</b>	<b>4704</b>	<b>55.0</b>	<b>29</b>	<b>68t</b>	<b>19</b>	<b>42</b>	<b>77</b>	<b>1.8</b>	<b>15</b>	<b>2</b>

## CAREER BEST

Attempts:	49	at	San Francisco 12/22/85
Completions:	33	at	LA Rams 9/3/84
Yards:	389	at	San Francisco 12/22/85
Longest:	68t	at	Chicago 9/30/84
TDs:	2	at	Atlanta 12/7/86
		vs.	Buffalo 12/14/86
		at	LA Raiders 12/21/86
		at	St. Louis 11/11/84

## 21 JOHN HOLT

Cornerback 5-10 179  
 West Texas State  
 2nd Year With Colts, 7th in NFL  
 Trade—Tampa Bay, 1986  
 Born: May 14, 1959



**GAMES STARTED/PLAYED:** (1981, 6/16); (1982, 0/9); (1983, 16/16); (1984, 15/15); (1985, 16/16); (1986, 4/16) Total 57/88  
 Total with Colts 4/16



# HOLT

**PRO:** Entering his second season with the Colts, his seventh in the NFL . . . obtained by the Colts on August 13, 1986 in a trade with Tampa Bay for a the Colts' eighth round pick in the 1987 draft (Bucs chose NT-Stan Mataele) . . . originally was Tampa Bay's fourth-round pick in the 1981 draft.

**1986:** Saw action in 16 games, four as a starter . . . started contests 9/14 at Miami and 12/21 at Raiders at LCB, 11/16 at Jets at RCB and 11/30 vs. San Diego at SS . . . notched 30 tackles, 21 solo, seven passes defended, one quarterback pressure and one interception (for 80 yards) . . . theft came vs. San Diego and was the club's longest return since James Burroughs' 94-yarder on 12/12/82, and was the second-longest non-scoring return in Colts history (Rick Volk, 90 yards, 9/15/68) . . . return ranked as longest in the AFC for the season . . . had six tackles, four unassisted, 11/16 at Jets for top game . . . totaled five special teams tackles.

**CAREER NOTES:** **1985:** Started all 16 games, stretching mark to starting in 47 of Tampa Bay's last 48 games . . . had 75 tackles, one interception (vs. St. Louis 11/10), six passes defended, two fumble recoveries and one fumble forced. **1984:** Missed 12/16 finale vs. Jets with ankle sprain, ending a string of 31 consecutive starts . . . had 44 tackles, one interception, eleven passes defended, one fumble forced and one fumble recovered. **1983:** Won starting slot and played 10 games at LCB and six at RCB . . . led all Buc DBs with 78 tackles . . . had three interceptions (returned 43 yards), 10 passes defended, three fumbles forced and one fumble recovery . . . **1982:** Used primarily in nickel back situations. **1981:** Started six games (five at RCB and one at LCB) . . . had 37 stops, one interception and four passes defended . . . had nine punt returns for 100 yards, including a team-record 56-yard return vs. Green Bay 11/22 . . . also had eleven kickoff returns for 274 yards (24.9 avg.).

**COLLEGE:** Three-year starter at West Texas State, earning first-team All-MVC honors as a junior and second-team All-MVC recognition as a senior . . . had seven career thefts for 118 yards . . . returned 66 punts in his four seasons for 608 yards (9.2 avg.) and three touchdowns . . . led conference three of four years in punt returns . . . started at safety as a sophomore and moved to corner for final two seasons . . . majored in business administration.

**PERSONAL:** Full name is John Stephanie Holt . . . born in Lawton, Okla. . . . attended Enid (Okla.) High School . . . rushed for just less than 1,000 as a senior running back . . . Holt and his wife, Janet, reside in Tampa.

## CAREER STATISTICS

### INTERCEPTIONS

Year	No.	Yds.	Avg.	LG	TD
1981 TB	1	13	13.0	13	0
1982 TB					
1983 TB	3	43	14.3	25	0
1984 TB	1	25	25.0	25	0
1985 TB	1	3	3.0	3	0
1986	1	80	80.0	80	0
<b>TOTAL</b>	<b>7</b>	<b>164</b>	<b>23.4</b>	<b>80</b>	<b>0</b>

### CAREER BEST

Number:	1	(seven games)
Yards:	80 vs.	San Diego 11/30/86
Longest:	80 vs.	San Diego 11/30/86



## 56 LAMONTE HUNLEY

Linebacker 6-1 240  
 Arizona  
 3rd Year With Colts  
 Free Agent—1985  
 Born: January 31, 1963



**GAMES STARTED/PLAYED: (1985, 0/16); (1986, 2/6) Total 2/22**  
**PRO:** Entering his third year with the Colts . . . was signed as a free agent on June 4, 1985.

**1986:** Saw action in six games, two as a starter . . . pushed into starting slot at RILB when Barry Krauss injured knee in fourth game vs. Jets 9/28 . . . started next two contests 10/5 at San Francisco and 10/12 vs. New Orleans until suffering foot injury which placed him on injured reserve for balance of season . . . had 23 tackles, 17 solo, for year . . . had eleven tackles at 49ers and six each vs. Jets and Saints . . . had five special teams tackles prior to injury.

**CAREER NOTES: 1985:** Joined Colts as rookie free agent . . . had limited duty as a reserve linebacker, totaling five tackles, two unassisted . . . made presence felt on special teams, ranking second on squad with 25 tackles, nine unassisted . . . total fell behind Dave Ahrens' 29 stops . . . 15 tackles came on kickoff coverages, to tie for team lead on that unit . . . had tackles in eleven of 16 games . . . top game came 9/22 vs. Detroit with five special teams tackles . . . notched three coverage tackles in three other games.

**COLLEGE:** Four-year letterman at Arizona . . . finished second in school history (behind brother, Ricky, now with Denver) with 400 tackles, 183 unassisted . . . had 17 passes defended and one interception for career . . . earned Football News third-team All-America and AP honorable mention All-America notice as senior by making 168 tackles, 72 unassisted, three sacks and eleven passes defended . . . also gained first-team All-PAC Ten honors in 1984, only his second year as a starter . . . was PAC Ten Player of the Week for 1983 game vs. Utah with 16 tackles and an interception . . . had 27 tackles vs. Washington in 1984 . . . business management and real estate major.

**PERSONAL:** Full name is Kenneth LaMonte Hunley . . . born in Petersburg, Va. . . attended Petersburg High School . . . earned three letters in football, two in wrestling . . . single . . . resides in Tucson, Ariz.

## 94 SCOTT KELLAR

Nose Tackle 6-3 285  
 Northern Illinois  
 2nd Year With Colts  
 Draft—5A, 1986  
 Born: December 31, 1963



**GAMES STARTED/PLAYED: (1986, 8/14) Total 8/14**

**PRO:** Entering his second season with the Colts . . . was the club's



## KELLAR/KIEL

first pick in the fifth round of the 1986 draft, the 117th selection overall.

**1986:** Saw action in 14 games, eight as a starter . . . started the final eight games of the season . . . missed games 9/7 at New England and 9/21 vs. Rams . . . played steadily after breaking into starting unit, amassing 64 tackles, 47 unassisted, one sack, one quarterback pressure and one fumble forced . . . teamed with LE-Donnell Thompson for two half-sacks 12/14 vs. Buffalo . . . forced fumble 11/23 at Houston . . . totaled 10 tackles, seven unassisted, 12/7 at Atlanta for top tackles game . . . had at least seven tackles in six different contests . . . slowed through most of early part of season due to shoulder injury.

**COLLEGE:** Earned AP honorable mention All-America honors in 1984, along with first-team All-MAC honors . . . selected second-team All-MAC in 1985 . . . notched 298 tackles, 152 unassisted, during his 40 career starts . . . had 47 loss-tackles for 237 yards . . . totaled 87 and 85 tackles during his last two seasons . . . had 20 loss-tackles in 1984 . . . majored in sociology.

**PERSONAL:** Full name is Scott Jeffery Kellar . . . born in Elgin, Ill. . . . attended Lake Park High School in Roselle, Ill. . . . participated in football and track . . . was senior team captain and was a loop discus record-holder and state finalist in the shot put . . . older brother, Mark, led nation in rushing in 1973 while at Northern Illinois . . . Kellar and his wife, Dana, reside in Indianapolis.

### 5 BLAIR KIEL

Quarterback 6-0 216  
Notre Dame  
2nd Year With Colts, 3rd in NFL  
Free Agent—1986  
Born: November 29, 1961



**GAMES STARTED/PLAYED: (1984, 0/10); (1985, 0/3) Total 0/13**

**PRO:** Entering his second year with the Colts, his third in the NFL . . . joined the Colts on September 16, 1986, after being waived by the club on September 1, 1986 . . . originally an eleventh-round pick of Tampa Bay in 1984 . . . was waived by the Bucs (upon request) on September 10, 1985 . . . first joined the Colts as a free agent on March 3, 1986.

**1986:** Saw action in three games, none as a starter . . . played in games 9/21 vs. Rams, 9/28 vs. Jets and 11/23 at Houston . . . relieved injured Jack Trudeau for final quarter vs. Rams and hit four of 10 passes for 90 yards, including career-long 50-yard toss to WR-Bill Brooks . . . played following week vs. Jets when P-Rohn Stark had pulled groin muscle . . . punted five times for 38.0 avg. . . . subbed for Trudeau at Houston and completed seven of 15 passes for 146 yards and two touchdowns, the first scoring tosses of pro career . . . hit Brooks on 16 and 46-yard scoring plays . . . rushed three times for 20 yards, with season-long nine-yard rush vs. Rams.

**CAREER NOTES: 1984:** Played in 10 games, none in quarterbacking capacities, for Tampa Bay . . . duty with Bucs came as placement holder before being placed on the injured reserve/non-football illness list for final five games due to colitis . . . missed game 10/28 at Kansas City with same illness.

**COLLEGE:** Started majority of four seasons at Notre Dame . . . completed 297 of 609 passes for 3,650 yards and 17 touchdowns during career, eight completions shy of Terry Hanratty's school



record . . . hit on 64 of 115 passes for 910 yards and seven TDs as senior . . . was first freshman starter at Notre Dame since Ralph Guglielmi (1951) . . . hit on Irish-record 96-yard scoring toss to Joe Howard in 1981 . . . served as four-year punter with school record 259 punts for a 40.7 avg. . . . ran 80 yards for score on a fake punt vs. Arizona as a freshman . . . played in Sugar Bowl (1980) and Liberty Bowl (1983) . . . holds degree in marketing. **PERSONAL:** Full name is Blair Armstrong Kiel . . . born in Columbus, Ind. . . attended Columbus East High School . . . hit 291 of 592 passes for 3,214 yards and 39 touchdowns, while rushing for 763 yards and 15 touchdowns during prep career . . . punted for a three-year 38.4 avg. and booted 94 of 110 PATs . . . led team to state crown in 1979 with 13-0 record . . . lettered three times in football and basketball and twice in baseball . . . captained all three teams as senior . . . Kiel and his wife, Melissa, reside in Indianapolis.

**CAREER STATISTICS**

Year	PASSING							RUSHING			
	Att-Comp	Yds.	Pct.	Int.	LG	TD	No.	Yds.	Avg.	LG	TD
1986	25-11	236	44.0	0	50	2	3	20	6.7	9	0
<b>TOTAL</b>	<b>25-11</b>	<b>236</b>	<b>44.0</b>	<b>0</b>	<b>50</b>	<b>2</b>	<b>3</b>	<b>20</b>	<b>6.7</b>	<b>9</b>	<b>0</b>

**CAREER BEST**

PASSING			RUSHING		
Attempts:	15	at Houston 11/23/86	Carries:	2	at Houston 11/23/86
Completions:	7	at Houston 11/23/86	Yards:	11	at Houston 11/23/86
Yards:	146	at Houston 11/23/86	Longest:	9	vs. LA Rams 9/21/86
Longest:	50	vs. LA Rams 9/21/86			
TDs:	2	at Houston 11/23/86			

**55 BARRY KRAUSS**

Linebacker 6-3 268  
Alabama  
9th Year With Colts  
Draft—1, 1979  
Born: March 17, 1957



**GAMES STARTED/PLAYED:** (1979, 6/15); (1980, 9/16); (1981, 13/16); (1982, 8/9); (1983, 16/16); (1984, 16/16); (1985, 16/16); (1986, 4/4) Total 88/108

**PRO:** Entering his ninth season with the Colts . . . was the Colts' first pick in the 1979 draft . . . was the sixth player selected overall.

**1986:** Saw action as four-game starter until suffering a knee injury which ended his season . . . injury occurred in 9/28 contest vs. Jets and ended a team-leading streak of 108 consecutive games played, while his streak of 57 consecutive starts ranked second on club . . . totaled 49 tackles, 34 unassisted, through first four games . . . had career-high 19 tackles, 14 solo, vs. Rams 9/21 . . . had 13 tackles in each of first two games of season . . . underwent rigorous off-season rehabilitation.

**CAREER NOTES: 1985:** Totaled 175 tackles for the second consecutive season, 107 solo, to rank second on club . . . credited with six passes defensed, two quarterback pressures, two fumble recoveries, one sack and one interception . . . had 10 games with



## KRAUSS/LEIDING

double figures in tackles, including in each of first four and last five games . . . had 17 tackles vs. Miami 11/17 and 16 vs. New England 12/1 for top games . . . sack came 9/29 at Jets with interception coming 10/6 vs. Buffalo . . . had four special teams tackles. **1984:** Notched team-leading 175 stops, 130 solo, three interceptions, two fumble recoveries, one sack and a pass defended . . . reached double digits in tackles in eleven games . . . top effort was 18-tackle game 11/25 at Raiders . . . nominated All-AFC East by Pro Magazine . . . had three 13-tackle contests. **1983:** Had 92 tackles, 61 unassisted, including eleven games with five or more stops. **1982:** Started all but one contest (missed 11/28 at Buffalo) . . . had 70 tackles, 47 unassisted, and two sacks . . . scored only career touchdown on five-yard pass reception after a mishandled field goal placement at Miami 9/19. **1981:** Started five games at LLB and eight games at RLB in Colts' 4-3 alignment . . . totaled 94 tackles, 79 unassisted, one interception and two fumble recoveries . . . swiped pass 9/6 at New England. **1980:** Nine-game starter who had 85 tackles, 29 unassisted . . . started four games each at LLB and RLB and on the inside in 3-4 set. **1979:** Overcame preseason ankle injury to start six games . . . had 69 tackles, 52 solo, and two fumble recoveries . . . recorded six special teams tackles.

**COLLEGE:** Played for Paul (Bear) Bryant at Alabama . . . earned first-team All-America honors from the Sporting News, second-team honors from AP, UPI and College and Pro Football Weekly . . . selected first-team All-SEC by AP and UPI, with UPI naming him SEC Defensive Player of the Year . . . MVP of the 1979 Sugar Bowl, a 14-7 Alabama win over Penn State for the national title . . . made a fourth-down goal line stop on Matt Suhey in the fourth quarter to preserve the championship . . . named to the SEC Team of the 1970's . . . MVP of the 1976 Liberty Bowl against UCLA as a sophomore . . . had 246 tackles, 135 unassisted for his career . . . education major.

**PERSONAL:** Full name is Richard Barry Krauss . . . born in Pompano Beach, Fla. . . . attended Pompano Beach High School . . . earned All-America honors as a fullback and linebacker as a senior . . . captained the football team his final season and was named Player of the Year in his conference and area . . . also lettered in baseball and track . . . active in Special Olympics, March of Dimes, Big Brothers and Big Sisters . . . was one of five finalists in NFLPA's 1986 Child Help USA Award . . . was Colts' 1983 NFL Man of the Year . . . single . . . resides in Indianapolis.

## 92 JEFF LEIDING

Linebacker 6-3 232  
Texas  
2nd Year With Colts, 2nd in NFL  
Free Agent—1986  
Born: October 28, 1961



### GAMES STARTED/PLAYED: (1986, 0/12) Total 0/12

**PRO:** Entering his second year with the Colts, his second in the NFL . . . signed with Colts as a free agent on May 26, 1986 and was waived on August 26 . . . resigned with club on September 30 . . . originally taken in the fifth round of the 1984 draft by St. Louis . . . was waived on August 27, 1984 . . . played for San Antonio (USFL) in 1985.

**1986:** Saw action in 12 games as a reserve . . . joined club when LB-Barry Krauss was placed on injured reserve . . . appeared in



every game since joining club, mainly on special teams . . . played on both kickoff and punt coverage units, recording 10 special teams tackles on season . . . had six punt coverage tackles and four kickoff coverage tackles . . . tackled Jets P-Dave Jennings for safety 11/16.

**COLLEGE:** Attended University of Texas and earned first-team All-America honors from AP, PFWA, Walter Camp and the Football News as a senior . . . played middle linebacker for final two seasons, after playing both inside and outside during first two years.

**PERSONAL:** Full name is Jeffrey James Leiding . . . born on 10/28/61 in Kansas City . . . attended Union High School in Tulsa, Oklahoma . . . Leiding and his wife, Kim, reside in Ft. Collins, Colorado.

## 59 ORLANDO LOWRY

Linebacker 6-4 243  
Ohio State  
3rd Year With Colts  
Free Agent—1985  
Born: August 14, 1961



**GAMES STARTED/PLAYED:** (1985, 0/16); (1986, 1/16) Total 1/32

**PRO:** Entering his third season with the Colts . . . joined the Colts on April 4, 1985 as a free agent . . . signed as a free agent with Washington on June 1, 1984 . . . waived by Washington on August 27, 1984.

**1986:** Saw action in 16 games, one as a starter . . . started 9/14 game at LOLB at Miami in place of injured Johnnie Cooks . . . enjoyed more playing time on Colts' defensive units throughout season . . . totaled 29 tackles, 19 unassisted, one quarterback pressure and three passes defended . . . made eight tackles in game at Miami for top effort . . . made stops defensively in eleven contests . . . ranked third on club with 12 special teams tackles, nine on punt coverage team . . . had special teams tackles in 10 games . . . has appeared in 32 consecutive games, tying for fifth-longest on the Colts.

**CAREER NOTES: 1985:** One of two rookie free agent linebackers who made club (along with LaMonte Hunley) . . . totaled 14 tackles, eight unassisted, in reserve role during season . . . was a main hitman on special teams, contributing 14 tackles as member of both punt and kickoff coverage squads . . . made coverage tackles in eleven different games . . . had four defensive stops 9/8 at Pittsburgh for top game . . . had three-tackle performances 9/15 at Miami and 10/6 at Buffalo.

**COLLEGE:** Two-year starter at OLB . . . strong senior year resulted in 127 tackles, 61 unassisted, eight loss-tackles, two sacks and one interception . . . had 13 tackles and a pass defended in Fiesta Bowl win over Pittsburgh . . . earned Buckeyes' Ironman award for not missing a practice in final season . . . totaled 37 tackles as a junior . . . restaurant management major.

**PERSONAL:** Full name is Orlando Dewey Lowry . . . born in Shaker Heights, Ohio . . . attended Shaker Heights High School . . . lettered three years each in football, basketball and track . . . captained football and basketball squads . . . twice earned all-Ohio football honors . . . older brother, Quentin, played for Washington from 1981-83 . . . Lowry and his wife, Peggy, reside in Columbus, Ohio.



## 32 RANDY McMILLAN

Fullback 6-0 216  
Pittsburgh  
7th Year With Colts  
Draft—1A, 1981  
Born: December 17, 1958



**GAMES STARTED/PLAYED:** (1981, 16/16); (1982, 9/9); (1983, 16/16) (1984, 16/16); (1985, 14/14); (1986, 16/16) **Total 87/87**  
**PRO:** Entering his seventh season with the Colts . . . was the Colts' first pick in the first round of the 1981 draft . . . was the 12th player selected overall.

**1986:** Saw action as 16-game starter . . . has started every game throughout career and has missed just two contests during first six years in league . . . led Colts with 609 yards on 189 rushes while scoring three touchdowns . . . rushing total was fourth-highest seasonal total in career, while placing 12th in AFC rushing, 27th in the league . . . produced second-highest seasonal receiving total with 34 receptions for 289 yards, with a career-long 45-yard catch 12/14 vs. Buffalo . . . was 20-76 vs. New England 11/9 for highest rushing yardage output of season . . . had 22 rushes at Jets 11/16 . . . had 14-yard scoring run vs. Miami 10/26, a one-yarder vs. New England and a four-yard scoring run at Jets . . . had season-long 28-yard scoot 12/7 at Atlanta . . . caught four passes in three different games (4-77 vs. Buffalo; 4-27 at Buffalo 10/19; 4-25 at San Francisco 10/5) . . . 77 reception yards at 49ers was one yard shy of personal single-game high (78, at Miami 11/1/81) . . . caught passes in 14 of 16 games (did not catch pass 11/30 vs. San Diego or 12/21 at Raiders) . . . exited game at Raiders early in contest with rib injury . . . needs 10 rushing attempts to become only the fourth back in Colts history to reach 1,000 attempts . . . needs 170 rushing yards to move past Alan Ameche (4,045) into fourth place in Colts career rushing yardage and 771 yards to move past Tom Matte (4,646) into third place . . . needs three rushing touchdowns to move past Curtis Dickey (26) into seventh place in Colts career rushing touchdowns . . . has led club in rushing in four of the last six years.

**CAREER NOTES:** **1985:** Missed first games of career 9/22 vs. Detroit and 9/29 at Jets due to ankle injury . . . rushed 190 times for 858 yards (4.5 avg.) and seven touchdowns . . . caught 22 passes for 115 yards to give him 973 total yards from scrimmage, tied with HB-George Wonsley for most on the team . . . 858 yards rushing set a personal season-high and tied the tenth-best single-season mark in Colts history . . . had three 100-yard games (20-112, two touchdowns, 10/6 vs. Buffalo; 24-126, one touchdown, 10/27 vs. Green Bay; 13-108 at Tampa Bay 12/15) . . . had three rushing touchdowns vs. New England 12/1, the first time a Colts back achieved that feat since Don McCauley on 11/23/75 . . . ranked second on club with 42 points . . . selected Colts' Offensive Player of the Year by the Thundering Herd, a local fan club. **1984:** Rushed 163 times for 705 yards and five touchdowns . . . was 16-114, two touchdowns for top game 9/30 vs. Buffalo . . . accounted for 35 percent of the team's rushing total . . . caught 19 passes for 201 yards. **1983:** Rushed for 802 yards on 198 carries (4.1 avg.) . . . 198 carries marked a personal single-season career high . . . ranked 10th in AFC rushing . . . top game came 10/30 at Philadelphia (19-109, one touchdown) . . . score at Eagles came on 39-yard run . . . gained 50 or more yards in seven contests and scored a team-high five rushing touchdowns . . . caught 24 passes for 195 yards. **1982:** Led club with 305 yards on 101 rushes, 16th among AFC rushers





... caught 15 passes for 90 yards. **1981:** Opened career with flourish with 16 rushes for 146 yards and two touchdowns at New England 9/6 was the second-best rookie debut in club history (Alan Ameche, 194 yards, vs. Chicago 9/25/55) . . . ranked second on Colts with 149 attempts for 597 yards for year, 17th among AFC rushers . . . led Colts with 50 receptions for 466 yards (9.3 avg.) . . . had career-high eleven catches vs. Jets 11/8 . . . totaled 1,063 yards from scrimmage.

**COLLEGE:** Played two seasons at Pittsburgh after spending two years at Harford (Md.) Community College . . . leading rusher in both seasons at Pitt . . . gained 1,494 yards on 331 carries and scored 19 TDs . . . had 33 career receptions for 399 yards . . . earned All-America honorable mention honors from AP as a senior . . . rushed for career-best 141 yards in Panthers debut as a junior vs. Kansas . . . accounted for 207 yards total offense (114 rushing, 93 receiving) and three TDs vs. Penn State in 1979 . . . scored two TDs in 1981 Gator Bowl . . . was Junior College All-America at Harford CC . . . rushed for 1,589 yards and 20 TDs over two seasons . . . led club to 20-0 record . . . college won-loss record was 42-2 . . . physical education major.

**PERSONAL:** Full name is Lewis Lorando McMillan . . . born in Havre de Grace, Md. . . . attended North Harford High School in Jarrettsville, Md. . . . earned all-state honors in football . . . lettered in football, basketball and track . . . has worked with the March of Dimes and served as Colts' 1982 United Way spokesman . . . enjoys hunting, reading and travel . . . single . . . resides in Timonium, Md.

**CAREER STATISTICS**

Year	RUSHING					RECEIVING				
	No.	Yds.	Avg.	LG	TD	No.	Yds.	Avg.	LG	TD
1981	149	597	4.0	42	3	50	466	9.3	31	1
1982	101	305	3.0	13	1	15	90	6.0	17	0
1983	198	802	4.1	39t	5	24	195	8.1	25	1
1984	163	705	4.3	31	5	19	201	10.6	44	0
1985	190	858	4.5	38	7	22	115	5.2	17	0
1986	189	609	3.2	28	3	34	289	8.5	45	0
<b>TOTAL</b>	<b>990</b>	<b>3876</b>	<b>3.9</b>	<b>42</b>	<b>24</b>	<b>164</b>	<b>1356</b>	<b>8.3</b>	<b>45</b>	<b>2</b>

**CAREER BEST**

RUSHING		PASSING	
Carries:	24 vs. Green Bay 10/27/85	Receptions:	11 vs. NY Jets 11/8/81
Yards:	146 at New England 9/6/81	Yards:	78 at Miami 11/1/81
Longest:	42 at New England 9/6/81	Longest:	45 vs. Buffalo 12/14/86
TDs:	3 vs. New England 12/1/85	TDs:	1 vs. NY Jets 11/8/81 at Cleveland 11/27/83

**100 YARD RUSHING GAMES**

146 at New England 9/6/81	(16-146-9.1-42-2)
109 at Philadelphia 10/30/83	(19-109-5.7-39t-1)
114 vs. Buffalo 9/30/84	(16-114-7.1-31-2)
112 vs. Buffalo 10/6/85	(20-112-5.6-26-2)
126 vs. Green Bay 10/27/85	(24-126-5.3-35-1)
108 at Tampa Bay 12/15/85	(13-108-8.3-38-0)





## MURRAY

### 86 WALTER MURRAY

Wide Receiver 6-4 200  
Hawaii  
2nd Year With Colts  
Trade—Washington, 1986  
Born: December 13, 1962



#### GAMES STARTED/PLAYED: (1986, 0/5) Total 0/5

**PRO:** Entering his second season with the Colts . . . joined the Colts on October 7, 1986 in a trade with Washington . . . the Colts gave up their second round pick in the 1987 draft (Washington selected DB-Brian Davis) . . . originally taken by the Redskins in the second round of the 1986 draft, the 45th player selected overall . . . Washington obtained the pick by dealing a first round pick in 1987 draft and a tenth round pick in 1986 to San Francisco (49ers selected LB-Harold Hallman, D-10, 1986 and RB-Terrence Flagler, D-1, 1987).

**1986:** Saw action in five games, none as a starter . . . joined Colts during the seventh week . . . did not play in five of the last six games of the season due to a leg injury . . . caught two passes for 34 yards on year, both coming 11/9 vs. New England . . . will benefit in upcoming season by going through camp sessions with Colts.

**COLLEGE:** Four-year starter at Hawaii who totaled 178 receptions for 2,865 yards and 20 touchdowns for career . . . earned Gannett All-America and UPI All-WAC honors as senior by catching 66 passes for 973 yards and seven touchdowns . . . set school record for most receptions in a game (12), season (66), career (178), along with scoring receptions (20) . . . had 10 receptions for 201 yards against Oklahoma as a sophomore, including 26- and 46-yard scoring receptions . . . won second-team All-WAC recognition as junior by making 37 receptions for 625 yards and one touchdown . . . returned seven kickoffs for 137 yards during final season, while rushing nine times for 32 yards.

**PERSONAL:** Full name is Walter Murray . . . born in Berkeley, Calif. . . . attended Berkeley High School . . . set national high school record for the 300-meter hurdles (35.79) and was member of school's mile relay team which also set national mark (3:08) . . . has been timed at 4.39 in the 40 and 46.7 in the quartermile . . . was prep wide receiver . . . single . . . resides in Indianapolis.

#### CAREER STATISTICS

##### RECEIVING

Year	No.	Yds.	Avg.	LG	TD
1986	2	34	17.0	24	0
<b>TOTAL</b>	<b>2</b>	<b>34</b>	<b>17.0</b>	<b>24</b>	<b>0</b>



## 93 CLIFF ODOM

Linebacker 6-2 242  
 Texas-Arlington  
 6th Year With Colts, 7th in NFL  
 Waivers—L.A. Raiders, 1982  
 Born: August 15, 1958



**GAMES STARTED/PLAYED:** (1980, 0/8); (1982, 2/8); (1983, 5/15); (1984, 16/16); (1985, 16/16); (1986, 16/16) Total 55/79  
 Total with Colts 55/71

**PRO:** Entering his sixth season with the Colts, his seventh in the NFL . . . joined the Colts off waivers from the Raiders on August 20, 1982 . . . originally selected on the third round of the 1980 draft by Cleveland . . . played the 1980 season with the Browns before being released on August 18, 1981 . . . signed as a free agent by the Raiders on March 4, 1982.

**1986:** Saw action as 16-game starter for the third consecutive season . . . led Colts in tackles for second straight year with 151, 98 unassisted, five passes defended, four quarterback pressures, one sack, two fumbles forced and two fumbles recovered . . . had only two games where he failed to make at least seven tackles (10/5 at San Francisco and 12/21 at Raiders) . . . had 14 stops 9/28 vs. Jets and 11/9 vs. New England for top games . . . had three 13-tackle efforts . . . forced fumbles 9/21 vs. Rams and 11/16 at Jets . . . recovered fumbles 9/28 at Jets and at Raiders . . . sack came at Jets (for 10 yards) . . . ranks third on club with 63 consecutive games played, while consecutive starts total of 52 ranks only behind Ray Donaldson (89) . . . has totaled 495 tackles during the past three seasons, an average of 165 stops per year.

**CAREER NOTES: 1985:** Constructed finest season to date with team-leading 192 tackles, 117 unassisted, two sacks, two quarterback pressures, eight passes defended, four fumbles forced and two fumbles recovered . . . had 19 tackles, 15 solo, 9/29 at Jets and 19, 13 unassisted, 9/15 at Miami . . . reached double figures in tackles in 10 games, including a stretch of six straight games . . . had sacks 10/27 vs. Green Bay and 11/10 at New England . . . was one of seven defensive players to start every game . . . named Colts' Hard-Nosed Player of the Year by the Thundering Herd, a local fan club. **1984:** Ranked second on club with 152 stops, 110 unassisted, almost 100 more tackles than he had in 1983 . . . had four sacks, three quarterback pressures and a pass defended . . . had two sacks 12/16 at New England . . . had at least six tackles in 15 games, and reached double figures in tackles in six games . . . had 16-tackle effort 9/30 vs. Buffalo. **1983:** Started last four games at inside linebacker . . . amassed 67 tackles, 52 unassisted, and 19 tackles on special teams. **1982:** Started at inside linebacker at Miami 9/19 but moved to ROLB slot for 11/21 start at Jets . . . had 30 tackles, 21 solo. **1980:** Spent first eight games of the 1980 season on the Cleveland Browns' active roster before sustaining a knee injury which put him on injured reserve for the remainder of the season.

**COLLEGE:** Lettered four years at Texas-Arlington . . . named to the All-Southland Conference second-team and selected Conference Defensive Player of the Year as a senior . . . team captain during final season . . . team's leading tackler as a junior . . . led club in tackles as a senior until sidelined by a chipped thigh bone . . . holds degree in business administration/management.

**PERSONAL:** Full name is Clifton Louis Odom . . . born in Beaumont, Texas . . . attended French High School in Beaumont . . . earned all-district honors as a linebacker and led team to district



## ODOM/RANDLE

championship as a senior . . . hobbies include fishing, hunting and basketball . . . involved with Riley's Children's Hospital . . . Odom and his wife, Cynthia, reside in Arlington, Texas.

### 35 TATE RANDLE

Safety 6-1 202  
Texas Tech  
5th Year With Colts, 6th in NFL  
Free Agent—1986  
Born: August 15, 1959



**GAMES STARTED/PLAYED:** (1982, 0/7); (1983, 6/10); (1984, 7/16); (1985, 4/16); (1986, 6/15) Total 23/64 Total with Colts 23/57

**PRO:** Entering his fifth season with the Colts, his sixth in the NFL . . . joined the Colts as a free agent on October 11, 1983 . . . was waived by the Colts on August 26, 1986, but was re-signed on September 9 . . . originally selected by Miami on the eighth round of the 1982 draft . . . waived by Miami on September 8, 1982 and claimed by Houston on September 9, 1982 . . . released by the Oilers on September 21, 1983.

**1986:** Saw action in 15 games, six as a starter . . . signed as free agent by Colts following season opener when SS-Tommy Sims injured knee and Nesby Glasgow was shifted back to SS from FS . . . started from fourth through ninth week of the season at FS, until Dwight Hicks assumed starting position . . . totaled 40 tackles, 25 unassisted, and one pass defensed, while leading special teams with 21 tackles . . . had 13 tackles on punt coverage unit and eight on kickoff team . . . turned in team's biggest play of year when he blocked a punt which Eugene Daniel recovered and returned for a touchdown with 20 seconds left for come-from-behind 28-23 win 12/7 at Atlanta . . . was the first time since the 1979 season the Colts had blocked a punt for a touchdown.

**CAREER NOTES:** **1985:** Started first four games at FS and performed solidly throughout season with 40 tackles, 22 unassisted, six passes defensed and one interception . . . swipe came 12/15 at Tampa Bay inside the Colts' 10-yard line in the fourth quarter with team leading 31-23 . . . had eleven tackles, six solo, 9/15 at Miami . . . had seven tackles 9/8 at Pittsburgh and 9/22 vs. Detroit . . . recovered two fumbles and forced one . . . made fumble recovery vs. Buffalo 10/6 and lateraled to Anthony Young to complete a 28-yard scoring play in Colts' 49-17 win . . . had 18 special team tackles to rank third on the team . . . 14 of 18 stops came on the kickoff coverage unit. **1984:** Had three interceptions for a team-leading 66 yards in returns, despite not starting in any of the final six games of the season . . . had 54-yard interception return 9/16 vs. St. Louis . . . other swipes came 10/7 vs. Washington and 10/21 vs. Pittsburgh . . . had 39 tackles, 28 solo, six passes defensed and seven special teams tackles. **1983:** Started final five games at RCB, along with 10/30 start at Philadelphia . . . had 23 tackles, 17 solo, six passes defensed, one interception (for 41 yards) and five special teams tackles. **1982:** Saw duty primarily on special teams, with limited defensive play as rookie for Houston.

**COLLEGE:** Recorded 14 career interceptions at Texas Tech . . . captained the Red Raiders as a senior . . . had 73 tackles, 43 unassisted, and three interceptions his final season . . . earned first-team All-SWC honors in 1980 and 1981 . . . played in the Blue-Gray Game and the Olympia Gold Bowl, intercepting passes



in each contest . . . holds degree in physical education and health.  
**PERSONAL:** Full name is Ernest Tate Randle . . . born in Fredricksburg, Texas . . . attended Fort Stockton High School in Fort Stockton, Texas . . . all-state selection at quarterback . . . intercepted 25 passes as a defensive back during prep career . . . also lettered in basketball and track . . . as a child rode bus 50 miles one way to reach school, and was only pupil in his first-grade class . . . enjoys hunting and working with horses . . . once raised and showed champion rambouillet sheep . . . works on his ranch during the offseason . . . active in March of Dimes work . . . Randle and his wife, Gail, reside with their son, Austin Tate (11/3/85), in San Marcos, Texas.

## 58 GLEN REDD

Linebacker 6-1 226  
 Brigham Young  
 2nd Year With Colts, 6th in NFL  
 Free Agent—1986  
 Born: June 17, 1958



**GAMES STARTED/PLAYED:** (1981, 16/16); (1982, IR); (1983, 0/16); (1984, 1/16); (1985, 16/16); (1986, 3/12) Total 36/76  
 Total with Colts 0/8

**PRO:** Entering his second year with the Colts, his sixth in the NFL . . . joined the Colts as a free agent on October 21, 1986 . . . originally was the sixth-round pick of New Orleans in the 1981 draft (choice was acquired from LA Raiders in exchange for DL-Joe Campbell) . . . was waived by New Orleans on October 2, 1986.

**1986:** Saw action in four games for New Orleans, three as a starter, and in eight games, none as a starter, with Colts . . . joined Colts during eighth week of season . . . did not play in 10/26 game vs. Miami, but played on special teams in final eight games of season . . . had four solo tackles on kickoff coverage team . . . with Saints had 15 tackles, 13 solo, and one pass defended before being waived.

**CAREER NOTES:** **1985:** 16-game starter for New Orleans . . . led club with 112 tackles while totaling one sack, one interception, one forced fumble and one fumble recovery . . . sack came vs. LA Rams 12/1 . . . returned lone interception 25 yards at Minnesota 11/24. **1984:** Started game 11/11 at Atlanta . . . totaled 46 tackles, 14 unassisted. **1983:** Played in reserve role throughout season . . . had 20 tackles, 14 unassisted . . . action came after sitting out entire 1982 season due to broken arm and recurrent vision problems. **1981:** Tackle total surpassed 200 which led team . . . had interception at LA Rams 11/8 and only sack vs. Green Bay 12/13.

**COLLEGE:** Four-year player at Brigham Young . . . led team senior year as captain with 148 tackles, 57 solo . . . also had four fumble recoveries, four forced fumbles, one interception, six passes defended and two sacks . . . earned AP honorable mention All-America honors, along with All-WAC first-team recognition . . . earned WAC Player of the Week honors for 1980 game against Wisconsin . . . played in East-West game . . . appeared in Holiday Bowls following 1978, 1979 and 1980 seasons.

**PERSONAL:** Full name is Glen Herrscher Redd . . . born in Ogden, Utah . . . attended Ogden High School . . . lettered in football and baseball . . . born with spondylolisthesis (displacement of the lumbar vertebra) . . . single . . . resides in Ogden.



# 36 DAMEON REILLY

Wide Receiver 5-11 185  
Rhode Island  
1st Year With Colts  
Free Agent—1986  
Born: May 10, 1963



### GAMES STARTED/PLAYED: (1986, IR)

**PRO:** Entering his first season with the Colts . . . joined the club on May 12, 1986 as a free agent.

**1986:** Spent the entire season on injured reserve with a toe injury.

**COLLEGE:** Three-year starter who totaled 165 receptions for 2,698 yards and 38 touchdowns for career . . . was the highest scoring wide receiver in New England-area collegiate history . . . had 75 receptions for 1,208 yards and 17 touchdowns in 1985 to earn honorable mention All-East honors . . . selected to first-team All-New England squad twice and was three-time first-team All-Yankee Conference nominee . . . holds degree in economics.

**PERSONAL:** Full name is Dameon Elliott Reilly . . . born in New York, NY. . . attended Aviation High School in Queens . . . single . . . resides in New York, NY.

# 83 TIM SHERWIN

Tight End 6-5 253  
Boston College  
7th Year With Colts  
Free Agent—1986  
Born: May 4, 1958



### GAMES STARTED/PLAYED: (1981, 2/16); (1982, 8/9); (1983, 14/15); (1984, 8/16); (1985, 0/9); (1986, 2/7) Total 34/72

**PRO:** Entering his seventh season with the Colts . . . was the Colts' fourth-round draft selection in the 1981 draft . . . was waived from the club on October 8, 1986, then re-joined Colts on December 9, 1986.

**1986:** Saw action in seven games, two as a starter . . . played first five games before being waived, then re-joined club for final two games of the season . . . caught three passes for 26 yards and one touchdown . . . score came on one-yard toss from Gary Hogeboom 12/14 vs. Buffalo and was his first career touchdown reception . . . was waived after 10/5 game at San Francisco, where he caught two passes for 25 yards . . . recorded one special team tackle . . . made starts vs. Buffalo and 12/21 at Raiders . . . used in the multiple tight end set because of his excellent blocking ability.

**CAREER NOTES: 1985:** Played during first nine games before suffering a knee injury on season-long 29-yard reception vs. Jets 11/13 and spending the final seven weeks of the season on injured reserve . . . had five receptions for 64 yards . . . had five special teams tackles . . . honored by Thundering Herd as Colts Man of the Year for Community Service. **1984:** Started the first two, the ninth and the final five games of the season . . . had eleven receptions for 169 yards (15.4 avg.) . . . had 10 tackles on punt



coverage team. **1983:** Started in 14 of 15 games before sitting out finale 12/18 vs. Houston . . . made career-high 25 catches for 358 yards (14.3 avg.). **1982:** Missed only starting assignment in 9/12 opener vs. New England . . . had 21 receptions for 280 yards . . . was 6-68 at San Diego 12/26 for career single-game receptions high, with a fumble recovery for a touchdown . . . had career-high 92 yards in receptions at Jets 11/21. **1981:** Started first two games of the season . . . saw duty mainly in double tight end set and on special teams.

**COLLEGE:** Lettered four years at tight end at Boston College . . . had 78 receptions for 1,055 yards and three touchdowns for his career . . . was the Eagles' leading receiver as a senior with 29 catches for 371 yards (12.8 avg.) . . . ranked fourth on the school career reception list . . . played in the East-West Shrine Classic and the Senior Bowl in 1981 . . . holds degree in sociology.

**PERSONAL:** Full name is Timothy Thomas Sherwin . . . born in Troy, N.Y. . . . attended Watervliet (N.Y.) High School . . . lettered in football, basketball and baseball . . . active in youth football clinics . . . during the past two offseasons has spoken to more than 80,000 students in local school systems on the dangers of substance abuse while serving as Chemical Abuse Prevention Coordinator for the Marion (Ind.) County Sheriff's Department . . . was Colts' 1986 United Way spokesman . . . during 1986 offseason received the United States Air Force's American Spirit Award, one of five citizens throughout the nation chosen annually for meritorious community service (the only professional athlete so honored) . . . Sherwin and his wife, Jannice, reside with their sons, Jason and Brandon, in Indianapolis.

CAREER STATISTICS

RECEIVING

Year	No.	Yds.	Avg.	LG	TD
1981	2	19	9.5	11	0
1982	21	280	13.3	33	0
1983	25	358	14.3	30	0
1984	11	169	15.4	26	0
1985	5	64	12.8	29	0
1986	3	26	8.7	15	1
<b>TOTAL</b>	<b>67</b>	<b>916</b>	<b>13.7</b>	<b>33</b>	<b>1</b>

CAREER BEST

Receptions:	6	at	San Diego 12/26/82
Yards:	92	at	NY Jets 11/21/82
Longest:	33	at	NY Jets 11/21/82
TDs:	1	vs.	Buffalo 12/14/86

66 RON SOLT

Guard 6-3 286  
 Maryland  
 4th Year With Colts  
 Draft—1B, 1984  
 Born: May 19, 1962



GAMES STARTED/PLAYED: (1984, 16/16); (1985, 15/15); (1986, 16/16) Total 47/47



## SOLT/SPRINGS

**PRO:** Entering his fourth season with the Colts . . . was the Colts' second pick in the first round of the 1984 draft . . . the Colts received the choice from Denver (with OG-Chris Hinton and QB-Mark Herrmann) in the John Elway deal in 1983 . . . was the 19th choice overall and the second of five offensive linemen to be picked in the first round.

**1986:** Saw action as 16-game starter despite having to play through leg and wrist ailments . . . now has started all 47 of his league games, and has missed just one contest throughout pro career (12/22/85 vs. Houston due to knee injury) . . . was one of three Colts offensive linemen to start every game . . . one of the more superbly conditioned players on team . . . won competition named "Colts Ironman Classic" prior to training camp, a nine-event series of tests devised by Strength and Conditioning coach Tom Zupancic (included bench press of body weight a maximum amount of times, 100-yard dash with hay bales, shuttle runs, a rock toss and pushing car for time and endurance) . . . has entered last three training camps as Colts' best conditioned athlete according to Zupancic.

**CAREER NOTES: 1985:** Solid cog on offensive line which helped Colts lead AFC in rushing and ranking fifth in NFL . . . key to excellent line performance was stability throughout season which was hampered by Solt's injury in week fifteen. **1984:** Answered every starting call, one of three offensive players to start every contest . . . made solid initial impact throughout league as explosive drive blocker who delivers a tough initial blow.

**HONORS: 1984**—UPI NFL All-Rookie Team . . . PFWA All-Rookie Team . . . Football Digest Rookie All-Star Team.

**COLLEGE:** Attended University of Maryland . . . outstanding performer who was one of the nation's top honored linemen . . . selected NEA, Sporting News and Football News second-team All-America . . . was AP and UPI honorable mention All-America . . . first-team All-ACC, and was ACC Lineman of the Week for his performance against Vanderbilt as a senior . . . also received Maryland's Jim Tatum Award as the outstanding interior offensive lineman as a senior . . . played in Senior Bowl.

**PERSONAL:** Full name is Ronald Matthew Solt . . . born in Wilkes-Barre, Pa. . . attended Coughlin High School . . . captained squad as an offensive guard and defensive tackle . . . earned three letters each in football, wrestling and track . . . was district champ in wrestling in 1980 . . . bench presses 500 pounds . . . squats 800 pounds . . . single . . . resides in Zionsville, Ind.

## 26 KIRK SPRINGS

Safety 6-0 196  
Miami (Ohio)  
1st Year With Colts, 6th in NFL  
Trade—New York Jets, 1987  
Born: August 16, 1958



**GAMES STARTED/PLAYED:** (1981, 0/10); (1982, 0/9); (1983, 0/16); (1984, 11/16); (1985, 14/16); (1986, IR) Total 25/67

**PRO:** Entering his first season with the Colts, his sixth in the NFL . . . joined the Colts on March 31, 1987 in a trade with the Jets for a future undisclosed draft choice . . . originally signed as a free agent with Seattle on May 23, 1980 . . . was waived on August 2, 1980 and signed as a free agent with Jets on February 6, 1981 . . . was waived by Jets on August 31, 1981 and re-signed on October 13, 1981.





**1986:** Spent entire season on injured reserve with sciatica nerve problem in lower back.

**CAREER NOTES: 1985:** Started 14 games at SS and ranked fifth on Jets with 80 tackles . . . also had 10 passes defensed, one forced fumble and one fumble recovery . . . had 10 kickoff returns for 22.7 avg. and 14 punt returns for 10.5 avg. **1984:** Started final eleven games at SS, totaling 78 tackles, six passes defensed, one interception and one forced fumble . . . theft came 12/8 vs. Buffalo . . . ranked 7th in AFC, 9th in NFL with 8.8 avg. on 28 punt returns . . . placed 4th in AFC, 7th in NFL with 22.7 avg. on 23 kickoff returns . . . had 10 stops at Kansas City 10/21 in first pro start. **1983:** Played in nickel situations and on special teams . . . was 1st in AFC, 2nd in NFL with 12.5 avg. on 23 punt returns . . . had 76-yard scoring punt return at New Orleans 11/21 to clinch 31-28 win . . . had 22.8 avg. on 16 kickoff returns (5th in AFC). **1982:** Played in nine games and as sixth back in dime defense . . . had interception (for one yard) 12/18 at Miami. **1981:** Garnered two interceptions in 10 games . . . swipes came 11/22 vs. Miami and 12/6 at Seattle . . . recovered fumble 12/20 vs. Green Bay.

**COLLEGE:** Three-year letterman at Miami, Ohio . . . earned first-team All-Mid-American Conference honors in each of final two seasons . . . played in East-West game and made two interceptions . . . math and physical education major.

**PERSONAL:** Full name is Kirk Edward Springs . . . born in Cincinnati, Ohio . . . attended Woodward High School in Cincinnati . . . is involved in Special Olympics . . . single . . . resides in Cincinnati.

CAREER STATISTICS

Year	PUNT RETURNS					KICKOFF RETURNS				
	No.	Yds.	Avg.	LG	TD	No.	Yds.	Avg.	LG	TD
1981 Jets										
1982 Jets										
1983 Jets	16	364	22.8	64	0	23	287	12.5	76t	1
1984 Jets	23	521	22.7	73	0	28	247	8.8	33	0
1985 Jets	10	227	22.7	58	0	14	147	10.5	40	0
1986 Jets										
<b>TOTAL</b>	<b>49</b>	<b>1112</b>	<b>22.7</b>	<b>73</b>	<b>0</b>	<b>65</b>	<b>681</b>	<b>10.5</b>	<b>76t</b>	<b>1</b>

**3 ROHN STARK**

Punter 6-3 204  
 Florida State  
 6th Year With Colts  
 Draft—2A, 1982  
 Born: May 4, 1959



**GAMES STARTED/PLAYED:** (1982, 0/9); (1983, 0/16); (1984, 0/16); (1985, 0/16); (1986, 0/16) Total 0/73

**PRO:** Entering his sixth season with the Colts . . . was the second player drafted in the second round by the Colts in the 1982 draft . . . was the 34th player selected overall.

**1986:** Saw action in all 16 games . . . suffered groin injury during week prior to game 9/28 vs. Jets and did not punt in that contest, the first game of pro career he did not attempt a punt . . . earned Pro Bowl nomination for second consecutive year by averaging a league-leading 45.2 yards on 76 punts . . . closest competitors



## STARK


were Sean Landeta (44.8) and Reggie Roby (44.2) . . . led NFL in punting for the second consecutive year, the third time in the last four seasons . . . totals from 1986 and 1985 seasons differed dramatically . . . lowered number of touchbacks from 1985 total of 14 to five in 1986 (second-lowest in AFC and tied for fifth-lowest in NFL), while increasing kicks inside the 20 from 12 in 1985 to 23 this past season (fourth in AFC and eighth in NFL) . . . net average increased from 34.2 to 37.2 (second in NFL behind Roby's 37.4) . . . game 10/26 vs. Miami was only contest (discounting Jets game) where he did not have a punt inside the 20 . . . had six-game stretch with no touchbacks . . . career totals indicate 389 punts for 17,567 yards and a 45.16 average, the highest career average in NFL history (ahead of Sammy Baugh's 45.10 mark) . . . 45.2 season average is the fifth-highest in Colts history (Stark is also first at 45.9 in 1985 and tied for third at 45.3 in 1983) . . . averaged more than 45 yards punting in nine games . . . had eight punts 11/23 at Houston for most efforts in a 1986 game . . . was 4-54.5 vs. New Orleans 10/12.

**CAREER NOTES: 1985:** Qualified for NFL's alltime leading career average when he passed 300 career punts (ended year with a 45.16-yard average on 313 career punts) . . . led NFL with 45.9 average on 78 boots and earned Pro Bowl honors for initial time in career . . . led nearest competitor (Reggie Roby) by more than two yards in average . . . 34.2 net ranked eighth in AFC . . . 45.9 average marked the highest individual average in Colts history . . . had 68-yard kick vs. Denver 10/13 one of six punts which traveled at least 60 yards . . . suffered two blocked punts, the only ones in entire football career. **1984:** Punted 98 times for 4,383 yards and a 44.7 avg. . . . yardage total set Colts' single-season record (previously owned by Stark at 4,124 yards, 1983) . . . 98 punts tied for league lead, while average ranked second . . . had career-long 72-yard punt at Miami 9/23 . . . forced 15 fair catches, had 21 punts inside the 20-yard line and had seven touchbacks. **1983:** Led the league with a 45.3 avg. on 91 punts . . . had 68-yarder at Denver 12/11 . . . ranked fourth in NFL with 36.3 net average . . . had 20 kicks inside the 20 and nine touchbacks. **1982:** Averaged 44.4 yards on 46 punts to rank second in NFL . . . averaged better than 44.0 yards in six of nine games.

**HONORS: 1982**—UPI AFC All-Star Second-Team . . . Pro Football Weekly All-Rookie Team . . . PFWA All-Rookie Team . . . Football Digest Rookie All-Star Team . . . **1983**—AP All-Pro First-Team . . . Football Digest All-Pro First-Team . . . UPI AFC All-Star Second-Team . . . Pro Bowl First Alternate . . . NEA All-Pro Second-Team . . . **1984**—AP All-AFC Second-Team . . . NEA All-NFL Second-Team . . . College and Pro Football Newsweekly All-Pro Second-Team . . . UPI All-AFC Second-Team . . . **1985**—Pro Bowl . . . AP/NEA/PFWA All-NFL Team . . . AP All-Pro Second-Team . . . UPI All-AFC First-Team . . . College and Pro Football Weekly (All-Pro Second-Team) . . . Football News All-AFC Team . . . **1986**—Pro Bowl . . . AP All-Pro Second-Team . . . UPI All-AFC First-Team . . . Football News NFL All-Pro Team . . . NEA All-NFL . . . NFL Alumni Association Kicker of the Year . . . Pro Football Weekly All-AFC Team . . . Pro Football Weekly Golden Toe Award 10/12 vs. New Orleans.

**COLLEGE:** Lettered four years at Florida State . . . consensus first-team All-America during final two seasons . . . averaged school record 46.0 yards per punt as senior to rank second in Division 1-A . . . played in the 1980 and 1981 Orange Bowls . . . appeared in the Japan Bowl and the Olympia Gold Bowl . . . averaged 45.2 yards as a junior, third in Division 1-A . . . had 244 punts for 10,418 yards (42.6 avg.) for career . . . had 51.1 avg. for eight punts vs. Nebraska in 1980 . . . became only punter ever honored as UPI's Southeast Defensive Player of the Week when he averaged 48.1 yards on seven punts in 36-22 win over Pittsburgh in 1980 . . . longest punt was 72-yarder as a freshman . . . finished sixth in the NCAA decathlon and was All-America track performer as senior . . . average decathlon total was 7600 . . . was Academic

# STARK/THOMPSON



All-America in 1980 . . . holds degree in finance.

**PERSONAL:** Full name is Rohn Taylor Stark . . . born in Minneapolis, Minn. . . . attended Pine River (Minn.) High School . . . lettered in football, baseball, basketball and track . . . has amateur pilot's license . . . hobbies include golf, snow and water skiing and fishing . . . actively involved in work with the Leukemia Society and Special Olympics . . . Stark and his wife, Ann, reside in Indianapolis with their son Taylor (8/10/84).

## CAREER STATISTICS

### PUNTING

Year	No.	Yds.	Avg.	TB	In 20	LG	Blk.
1982	46	2044	44.4	12	8	60	0
1983	91	4124	45.3#	9	20	68	0
1984	98	4383	44.7	7	21	72	0
1985	78	3584	45.9#	14	12	68	2
1986	76	3432	45.2#	5	23	63	0
<b>TOTAL</b>	<b>389</b>	<b>17567</b>	<b>45.16*</b>	<b>47</b>	<b>84</b>	<b>72</b>	<b>2</b>

### YARDAGE BREAKDOWN

Year	10-19	20-39	40-49	50-59	60-69	70-79
1982	1	10	18	16	1	0
1983	0	29	33	21	8	0
1984	1	28	37	27	4	1
1985	0	19	31	22	6	0
1986	0	23	30	21	2	0
<b>TOTAL</b>	<b>2</b>	<b>109</b>	<b>149</b>	<b>107</b>	<b>21</b>	<b>1</b>

### CAREER SINGLE-GAME BEST

**Most Punts:** 10 vs. Denver 9/11/83  
at LA Raiders 11/25/84

**Most Punting Yardage:** 462 at Denver 12/11/83

**Longest Punt:** 72 at Miami 9/23/84

**Inside 20:** 4 at Miami 11/29/83

# Led NFL

\* Alltime NFL leading average

## 99 DONNELL THOMPSON

Defensive End 6-4 279  
North Carolina  
7th Year With Colts  
Draft—1B, 1981  
Born: October 27, 1958



**GAMES STARTED/PLAYED:** (1981, 12/13); (1982, 9/9); (1983, 13/14); (1984, 10/10); (1985, 13/14); (1986, 16/16) Total 73/76

**PRO:** Entering his seventh season with the Colts . . . was the Colts' second selection in the first round of the 1981 draft . . . pick was obtained from Minnesota in exchange for the Colts' two second-round selections and a fifth-round choice in the 1981 draft (Minnesota selected RB's Mardye McDole and Jarvis Redwine and DE-Wendell Ray).

**1986:** Saw action as 16-game starter for first time in career, and



## THOMPSON/TRUDEAU

the first time he played in every game since 1982 . . . ranked fourth on the club, first among defensive linemen with 86 tackles, 61 unassisted, four sacks (for 18 and one-half yards), eleven quarterback pressures and one forced fumble . . . tackle total was highest seasonal number in pro career . . . suffered eye injury at Raiders 12/21 and missed most of contest . . . had nine stops 9/7 at New England and 12/14 vs. Buffalo for top totals . . . had two eight-tackle games and nine games where he had at least six tackles . . . sacks came at New England, 10/5 at San Francisco, 11/16 at Jets and two half-sacks vs. Buffalo . . . forced fumble 9/28 vs. Jets.

**CAREER NOTES: 1985:** Was starter in 13 of 14 games . . . missed games 9/15 at Miami and 9/29 at Jets, and did not start 9/22 vs. Detroit . . . totaled 70 tackles, 42 unassisted, four sacks (24 yards) and nine quarterback pressures . . . top tackles game came 10/20 at Buffalo with nine, five unassisted . . . had eight stops, six unassisted, 10/27 vs. Green Bay . . . sacks came 10/13 vs. Denver, vs. Green Bay, 11/17 vs. Miami and 12/22 vs. Houston.

**1984:** Missed first four games of the season while serving a club-imposed suspension . . . missed next two games with a non-football related injury . . . ranked sixth on the club with 80 tackles, 50 solo, four sacks, 25 quarterback pressures and one pass defended . . . had two sacks 11/11 at Jets . . . reached double figures in tackles in four games. **1983:** Started first nine and final four games of year . . . missed start 11/20 at Miami . . . had 70 stops, 38 unassisted, four sacks, and 15 quarterback pressures . . . nailed Patriots QB-Steve Grogan for a safety 10/9 to preserve a 12-7 Colts win. **1982:** Had 77 tackles, 36 unassisted . . . had career-high 16 tackles at Buffalo 11/28. **1981:** Missed three games as result of knee injury incurred in opener . . . had 50 tackles, 42 unassisted . . . tied for the team lead with three fumbles forced.

**COLLEGE:** Started for three seasons at North Carolina . . . credited with 213 tackles and 14 quarterbacks sacks . . . had 87 tackles and five sacks to earn third-team All-America honors by Football News and honorable mention All-America notice by AP and UPI as senior . . . voted first-team All-ACC . . . played in Liberty Bowl as a freshman, the Gator Bowl as a junior and the Bluebonnet Bowl as a senior . . . recreation major.

**PERSONAL:** Full name is Larry Donnell Thompson . . . born in Lumberton, N.C. . . . attended Lumberton High School . . . achieved All-America recognition in football and lettered in basketball . . . enjoys racquetball, fishing and monopoly . . . assists the American Lung Association during the offseason . . . Thompson and his wife, Stacey, reside in Atlanta.

## 10 JACK TRUDEAU

Quarterback 6-3 213  
Illinois  
2nd Year With Colts  
Draft—2, 1986  
Born: September 9, 1962



**GAMES STARTED/PLAYED: (1986, 11/12) Total 11/12**

**PRO:** Entering his second season with the Colts . . . was the Colts' second-round pick in the 1986 draft, the 47th selection overall.

**1986:** Saw action in 12 games, eleven as a starter . . . pushed into action in fourth quarter of game 9/14 at Miami when starter Gary Hogeboom separated shoulder . . . was team's starter until



fourteenth week when Hogeboom returned . . . completed 204 of 417 passes for 2,225 yards (48.9%), eight touchdowns and 18 interceptions . . . was sacked 29 times for 213 yards and achieved a 53.6 rating . . . was main hurler who helped the Colts total the most pass attempts in any season in club history with 586 (surpassing 550 in 1979) . . . was also a key reason why Colts established new team single-season passing yardage total of 3,615 yards (more than 1967's mark of 3,363) . . . 417 pass attempts by Trudeau ranks him in third place in NFL history for most attempts by a rookie (behind Warren Moon, Houston, 450 in 1984; Jim Zorn, Seattle, 439 in 1976) . . . fell five completions and 347 yards short reaching third place in NFL history for rookie season totals in those categories . . . totals (204-417-2,225) surpassed former Colts rookie records of George Shaw's (119-237-1,586 in 1955) . . . attempted 53 passes 9/28 vs. Jets to tie Bert Jones' team record for most attempts in a game, then surpassed it by throwing 57 times 11/16 at Jets . . . completed 27 passes at Jets to tie Jones' record for third-most single-game completions . . . was 24-44-315 yards and two touchdowns 10/12 vs. New Orleans to become the first Colts quarterback to pass for more than 300 yards in a game since Jones (310 yards vs. Cincinnati on 10/11/81) . . . passed for 359 yards at Jets to mark the eighth-highest single-game passing total in Colts history . . . is tied with Earl Morrall in third place in Colts history with two 300-yard passing games . . . passed for more than 200 yards in six of 12 games . . . was the first Colts quarterback to have six 200-yard games in a season since Jones in 1981 . . . teamed with WR-Bill Brooks on 84-yard scoring play 10/5 at San Francisco, tied for fifth-longest scoring play in Colts history . . . also had scoring tosses 9/21 vs. Rams, vs. New Orleans (two), 10/19 at Buffalo, 11/2 vs. Cleveland, 11/9 vs. New England and at Jets . . . 417 attempts ranks as seventh-most by any Colts quarterback, while 204 completions and 2,225 yards are good for eighth place in team history in each category.

**COLLEGE:** Holder of school record for career attempts (1,151), completions (737), yards (8,146) and touchdowns (51) . . . completed 64 percent of passes for career, never slipping below 62 percent mark in any season . . . set NCAA record by throwing 215 consecutive passes without an interception . . . 238.1 yards total offense per game in 34-game career ranks seventh-best in NCAA history . . . hit 285 of 446 passes for 2,938 yards and 15 touchdowns in 1985 . . . 1984 runner-up for Davey O'Brian award (given to nation's outstanding quarterback) . . . twice selected second-team All-Big Ten, and selected honorable mention All-Big Ten once . . . holds degree in political science.

**PERSONAL:** Full name is Jack Francis Trudeau . . . born in Forest Lake, Minn. . . attended Granada High School in Livermore, Calif. . . . hit on 57 percent of his prep attempts (138-242) for 2,229 yards and 22 touchdowns . . . three-year letterman in football, basketball and baseball . . . younger brother, Kevin, is a pitcher in the Minnesota Twins farm system . . . single . . . resides in Indianapolis.

CAREER STATISTICS

PASSING

RUSHING

Year	Att-Comp.	Yds.	Pct.	Int.	LG	TD	No.	Yds.	Avg.	LG	TD
1986	417-204	2225	48.9	18	84t	8	13	21	1.6	8	1
<b>TOTAL</b>	<b>417-204</b>	<b>2225</b>	<b>48.9</b>	<b>18</b>	<b>84t</b>	<b>8</b>	<b>13</b>	<b>21</b>	<b>1.6</b>	<b>8</b>	<b>1</b>

CAREER BEST

PASSING

RUSHING

Attempts:	59	at NY Jets 11/16/86	Carries:	2	vs. NY Jets 9/28/86
Completions:	27	at NY Jets 11/16/86			at S. Fran. 10/5/86
Yards:	359	at NY Jets 11/16/86			vs. Cleveland 11/2/86
Longest:	84t	at S. Fran. 11/16/86	Yards:	11	vs. Cleveland 11/2/86
TDs:	2	vs. New Orleans 10/12/86	Longest:	8	vs. Cleveland 11/2/86
			TDs:	1	vs. New England 11/9/86



# 64 BEN UTT

Guard 6-6 287  
Georgia Tech  
6th Year With Colts  
Free Agent—1982  
Born: June 13, 1959



**GAMES STARTED/PLAYED:** (1982, 3/9); (1983, 8/16); (1984, 15/16); (1985, 16/16); (1986, 9/9) Total 51/66

**PRO:** Entering his sixth season with the Colts . . . joined the Colts as a free agent on January 18, 1982 . . . originally signed as a free agent with Dallas on April 21, 1981 . . . was released during training camp that year on August 14.

**1986:** Saw action in nine games as a starter before injuring knee 1 1/2 vs. Cleveland and spending rest of season on injured reserve . . . injury halted a consecutive games played streak of 66, dating back to his entry into the league . . . is healthy for the 1987 season.

**CAREER NOTES: 1985:** Had productive season teaming with Chris Hinton on the left side of the offensive line to help the Colts average 152.4 yards per game rushing, tops in the NFL . . . was one of four linemen to start every game . . . ended year with 57 consecutive games played, tied for the fourth-longest streak on the team. **1984:** Missed starting assignment 11/25 at Raiders . . . was one of three line performers to appear in every contest. **1983:** Started first game at left guard, and the eighth through the 14th games at right guard . . . also served as a reserve guard and third tight end. **1982:** Started first two games at left tackle and the third game at left guard . . . also served as reserve center.

**COLLEGE:** Four-year letterman at Georgia Tech . . . was captain as a senior . . . played in the 1980 Blue-Gray Game and the Senior Bowl . . . named to preseason honorable mention All-ACC unit before his senior season . . . began career as a defensive end in 1977 . . . switched to the offensive line midway through the 1978 campaign because of injuries to other players . . . holds degree in industrial management.

**PERSONAL:** Full name is Benjamin Michael Utt . . . born in Pindle, Calif. . . attended Vidalia High School . . . lettered in football and track . . . earned all-state honors in football . . . works in business community during offseason . . . Utt and his wife, Beth, reside in Indianapolis.

# 60 GARY WALKER

Center 6-3 286  
Boston University  
1st Year With Colts  
Draft—5B, 1986  
Born: December 15, 1963



**GAMES STARTED/PLAYED:** (1986, IR)

**PRO:** Entering his first season with the Colts . . . was the Colts' second selection in the fifth round of the 1986 draft, the 124th player taken overall.



**1986:** Spent entire season on injured reserve with chronic asthmatic condition.

**COLLEGE:** Three-year starter at center who shifted from tight end following freshman season . . . played last three games of senior season at guard . . . earned AP honorable mention All-America honors in 1984, and first-team All-ECAC nominations in each of final two years . . . played final collegiate season coming off knee surgery . . . tabbed along with WR-Bill Brooks by Colts in 1986 draft, marking the first time in school history that two Terriers were selected in the same draft by the same team . . . possesses 33-inch vertical leap . . . can deep snap for punts and placements . . . liberal arts major.

**PERSONAL:** Full name is Gary Wayne Walker . . . born in Hassfurt, West Germany . . . attended Portsmouth High School in Portsmouth, N.H. . . . three-year starter at tight end while doubling as linebacker during senior year . . . prep team won state championships during junior year . . . also lettered in basketball . . . single . . . resides in Portsmouth.

## 34 GEORGE WONSLEY

Running Back 5-10 219  
Mississippi State  
4th Year With Colts  
Draft—4B, 1984  
Born: November 23, 1960



**GAMES STARTED/PLAYED:** (1984, 0/14); (1985, 9/16); (1986, 6/16) Total 15/46

**PRO:** Entering his fourth season with the Colts . . . was the Colts' second pick in the fourth round of the 1984 draft (choice from Seattle for WR-Roger Carr deal in 1981) . . . was the Colts' sixth pick, the 103rd in the draft overall.

**1986:** Saw action in 16 games, six as a starter . . . started first five games at halfback, along with game 10/26 vs. Miami . . . hampered throughout latter stage of season with ankle injury . . . ranked fourth on club with 214 yards on 60 rushes . . . lone touchdown came on 10-yarder vs. Rams 9/21 . . . had 16 receptions for 175 yards, with career-long 60-yard reception coming 9/14 at Miami . . . had top game vs. Miami with 18 rushes for 99 yards, including career-long 46-yard gain . . . had receptions in eight games . . . was 3-45 vs. Buffalo 12/14, with a 31-yard catch to set up a touchdown . . . had four receptions vs. Dolphins . . . totaled two kickoff returns for 31 yards and two tackles on the kickoff coverage unit . . . needs 737 rushing yards to move past John Unitas into tenth place in Colts history in career rushing.

**CAREER NOTES:** **1985:** Started at fullback 9/22 vs. Detroit and 9/29 at Jets, while opening at halfback in seven of the final 10 games . . . rushed 138 times for 716 yards (5.2 avg.) and six touchdowns . . . 5.2 average ranked first in the AFC, second in the NFL among rushers who gained 600 yards . . . was 27-170 in first pro start vs. Detroit, the fifth-highest single-game rushing total in team history . . . had two rushing scores 10/13 vs. Denver and 12/15 at Tampa Bay . . . had season-long 36-yard scamper 12/8 at Chicago . . . ranked second on team with 30 receptions for 257 yards . . . 973 total yards scrimmage tied Randy McMillan for team lead . . . was 5-71 vs. Jets 11/17 and 5-32 vs. Detroit for top receptions games . . . season-long 26-yarder came 9/15 at Miami. **1984:** Missed games 10/14 at Philadelphia and 10/28 at Dallas with severe ankle sprain . . . rushed 37 times for 111



# WONSLEY

yards . . . was 14-41 for top game 11/11 at Jets . . . caught nine passes for 47 yards . . . had three receptions vs. San Diego 11/4 and vs. New England 11/18.

**COLLEGE:** Ran from potent wishbone formation while attending Mississippi State . . . used to great extent as a blocking back for Michael Haddix (Philadelphia's no. 1 choice in 1983) . . . developed into bruising blocker who also rushed for 815 yards on 179 carries (4.5 avg.) and seven touchdowns during career . . . also caught 28 passes for 265 yards (9.5 avg.) and returned 10 kickoffs for 153 yards (15.3 avg.) as a Bulldog . . . played with Colts' Johnnie Cooks while at Mississippi State . . . four-year letterman . . . education major.

**PERSONAL:** Full name is George Ivory Wonsley . . . born in Moss Point, Miss. . . . attended Moss Point High School . . . has nine brothers and two sisters . . . brother of former Washington Redskins RB-Otis Wonsley . . . younger brother, Nathan, is with Tampa Bay . . . rushed for 2,412 yards during final two prep seasons, earning all-Gulf Coast, all-state and All-America honors . . . once teamed with brothers Otis and Nathan to comprise offensive backfield in high school . . . excellent blocker who also possesses a 40-inch vertical jump . . . pursuing degree during offseason . . . single . . . resides in Moss Point, Miss.

## CAREER STATISTICS

Year	RUSHING					RECEIVING				
	No.	Yds.	Avg.	LG	TD	No.	Yds.	Avg.	LG	TD
1984	37	111	3.0	13	0	9	47	5.2	17	0
1985	138	716	5.2	36	6	30	257	8.6	26	0
1986	60	214	3.6	46	1	16	175	10.9	60	0
<b>TOTAL</b>	<b>235</b>	<b>1041</b>	<b>4.4</b>	<b>46</b>	<b>7</b>	<b>55</b>	<b>479</b>	<b>8.7</b>	<b>60</b>	<b>0</b>

### CAREER BEST

RUSHING			RECEIVING		
Carries:	27	vs. Detroit 9/22/85	Number:	5	vs. Detroit 9/22/85
Yards:	170	vs. Detroit 9/22/85			vs. NY Jets 11/3/85
Longest:	46	vs. Miami 10/26/86	Yards:	71	vs. NY Jets 11/3/85
TDs:	2	vs. Denver 10/13/85	Longest:	60	at Miami 9/14/86
		at Tampa Bay 12/15/85			

**George Wonsley's 60-yard reception against Miami was the longest by a Colts running back in 1986.**







## PROFILES OF COLTS 1987 DRAFT SELECTIONS

**CORNELIUS BENNETT**      Linebacker      Draft 1-(2nd overall)  
6-2                              235                              Alabama

Born: August 25, 1965

Four-year starter at Alabama who earned All-SEC and All-America honors during final three seasons . . . was unanimous All-America choice as senior, while also gaining the Vince Lombardi Trophy, an award given annually to the top lineman in the country . . . finished as runner-up for 1986 Dick Butkus Award . . . missed first two games of senior season but totaled 61 tackles (21 for losses), 10 sacks, six fumbles forced and two passes defended . . . capped off career with nine tackles and a sack in 28-6 Sun Bowl triumph over Washington . . . was first-team All-SEC and All-America selection by Football News, Walter Camp, AP, UPI and Sporting News as junior . . . missed three contests due to sprained medial collateral ligament . . . had eight tackles, a fumble recovery and a pass deflection against Georgia to earn SEC Player of the Week honors . . . preserved 25-23 win over Auburn by deflecting a pass on a two-point conversion . . . had six games with 10 or more tackles as sophomore, when he notched 102 tackles . . . ranked second on club as freshman with 73 tackles . . . blocked a punt and returned it 48 yards in 32-26 win over LSU . . . social work major . . . born in Birmingham, Ala. . . attended Ensley High School.

### CAREER STATISTICS

Year	Tackles	Solo	Assists	FR	FF	Int.	Passes		Sacks
							Defensed		
1983	73	49	24	1	0	0	3		1
1984	102	74	28	1	0	2	5		1
1985	51	42	9	1	0	0	5		4
1986	61	45	16	0	6	0	2		10
<b>TOTAL</b>	<b>287</b>	<b>210</b>	<b>77</b>	<b>3</b>	<b>6</b>	<b>2</b>	<b>15</b>		<b>16</b>

**CHRIS GAMBOL**      Offensive Tackle      Draft 3-(58th overall)  
6-6                              290                              Iowa

Born: September 14, 1964

Ended senior season as Hawkeyes' second-rated lineman from the tackle position, after beginning year at right guard . . . entered college as a tight end prospect . . . teamed with All-America choice Dave Croston (6-5, 283) to form one of the largest tackle combinations in country . . . projected by most scouts prior to draft as tackle . . . possesses excellent drive blocking techniques and played every position along the line during college . . . served during junior year as backup at left guard . . . saw limited 1984



Cornelius Bennett



Chris Gambol



Randy Dixon



## 1987 DRAFT

duty at both guard and tackle . . . as member of Hawkeyes' track team finished fourth outdoors (55-11) and fifth indoors (56-4) during Big Ten Championships . . . finance major . . . born in Pittsburgh, Pa. . . . attended Oxford (Mich.) High School.

**RANDY DIXON**      **Offensive Tackle**      **Draft 4-(85th overall)**  
**6-3**                              **293**                              **Pittsburgh**  
**Born: March 12, 1965**

Started on offensive line for all four years at Pittsburgh and emerged in the mold as a dominating blocker like former Panther teammate Bill Fralic . . . senior season saw Dixon earn first-team All-America honors from UPI and the Sporting News, second-team notice from CPFN, third-team honors from AP, while also making the Walter Camp and Kodak All-America units . . . from the right tackle slot Dixon helped Pittsburgh average 240.1 yards per game passing . . . was slowed during final year with ankle injury but managed 90 percent blocking grade . . . earned honorable mention All-America honors by AP and UPI as junior . . . had 17 knockdown blocks against South Carolina as junior . . . alternated with Fralic on the left and right side of line as sophomore . . . tabbed freshman All-America by Football News in 1983 . . . administration of justice major . . . born in Clewiston, Fla. . . . attended Clewiston High School.

**ROY BANKS**              **Wide Receiver**              **Draft 5-(114th overall)**  
**5-10**                              **190**                              **Eastern Illinois**  
**Born: November 29, 1965**

Finished career as Eastern Illinois' alltime leading receiver with 184 receptions for 3,177 yards and 38 touchdowns . . . totaled 53 receptions for 1,014 yards and eleven scores as senior . . . had four 100-yard receiving games during final year, including eight snags for 121 yards in NCAA Division 1-AA playoff win over Western Kentucky . . . was 8-168 and two touchdowns vs. Winona State for top game . . . earned Kodak All-America notice . . . had 59 receptions for 817 yards and nine touchdowns during junior year . . . caught at least three passes in every game . . . was 12-145 vs. Saginaw Valley for top game . . . was AP honorable mention All-America as sophomore and junior . . . set school record during sophomore year for reception yardage (1,269) and scoring receptions (17) by snaring 69 passes . . . had 12 100-yard games during career . . . totaled 19 punt returns for 6.4 yards as collegian . . . health education major . . . born in Detroit, Mich. . . . attended King High School.

### CAREER RECEIVING STATISTICS

Year	No.	Yds.	Avg.	LG	TD
1983	3	77	25.7	60	1
1984	69	1269	18.4	75	17
1985	59	817	13.8	44	9
1986	53	1014	19.1	74	11
<b>TOTAL</b>	<b>184</b>	<b>3177</b>	<b>17.3</b>	<b>75</b>	<b>38</b>



**Roy Banks**



**Freddie Robinson**



**Mark Bellini**

## 1987 DRAFT



**FREDDIE ROBINSON** Defensive Back Draft 6-(142nd overall)  
6-1 185 Alabama

Born: February 1, 1964

Four-year player who totaled 181 tackles, 15 passes defended and eleven interceptions during career . . . started final two seasons at cornerback . . . had 54 tackles, seven passes defended and five interceptions (for 15 yards) as senior, earning All-SEC notice by AP, UPI and the SEC coaches . . . led Tide with three interceptions in 1985 . . . had 15 tackles and two passes defended against Penn State as junior for top game . . . electrical engineering major . . . born in Mobile, Ala. . . . attended Davidson High School.

**MARK BELLINI** Wide Receiver Draft 7-(170th overall)  
5-11 185 Brigham Young

Born: January 19, 1964

Freshman walk-on who contributed heavily during final three years . . . totaled 146 career receptions for 2,429 yards and 23 touchdowns . . . stands as the ninth-leading receiver in WAC history, while yardage total ranks seventh . . . earned first-team All-WAC and honorable mention All-America honors as senior with 46 receptions for 839 yards and five touchdowns . . . had top year as junior with 63 receptions for 1,008 yards and 14 touchdowns to earn second-team UPI and third-team AP All-America awards . . . 63 receptions ranked tenth nationally . . . missed two games with shoulder separation . . . zoology major . . . born in San Leandro, Calif. . . . attended San Leandro High School.

**CHUCKIE MILLER** Defensive Back Draft 8-(200th overall)  
5-8 173 UCLA

Born: May 9, 1965

Slowed through senior year with rib injury, but totaled 38 tackles, three fumble recoveries, seven passes defended and one interception . . . participated in 721 plays as junior and led conference with 18 passes defended, while making 60 tackles . . . had seven tackles in Bruins' 1986 Rose Bowl win over Iowa . . . started 20 games over last two seasons . . . had five passes defended at Arizona as junior for top game . . . was reserve in nickel and dime situations as sophomore . . . possesses 36-inch vertical leap and has bench pressed 308 pounds . . . political science major . . . born in Anniston, Ala. . . . attended Long Beach (Calif.) High School.

**BOB ONTKO** Linebacker Draft 9-(247th overall)  
6-3 226 Penn State

Born: March 21, 1964

Finished Penn State career with 55 tackles, four fumble recoveries and one sack while seeing duty as reserve inside linebacker . . . had 20 tackles and three fumble recoveries as senior in 1985 . . . had 13 tackles as freshman in 1983 . . . holds degree in



Chuckie Miller



Bob Ontko



## 1987 DRAFT

engineering . . . born in Swoyersville, Pa. . . . attended Wyoming Valley West High School.

**CHRIS GOODE**      **Defensive Back**      **Draft 10-(253rd overall)**  
**6-0**    **192**    **Alabama**

**Born: September 17, 1963**

Played two seasons at Alabama following a red-shirt year in 1984 . . . had top year as senior with 35 tackles and three passes defended . . . contributed six tackles in nine games as a reserve in 1985 . . . began collegiate career as halfback at North Alabama . . . communications major . . . born in Town Creek, Ala. . . . attended Hazelwood High School.

**JIM REYNOSA**      **Defensive End**      **Draft 11-(281st overall)**  
**6-4**    **265**    **Arizona State**

**Born: May 19, 1964**

Starter for majority of final two seasons at defensive end . . . originally entered Arizona State as a 195-pound quarterback . . . totaled 91 tackles, six sacks and three fumble recoveries for career . . . set national collegiate bench press record (415 pounds) at the 1986 American Drug-Free Powerlifting Association Championships . . . played in 1985 Holiday Bowl and 1987 Rose Bowl . . . physical education major . . . born in Glendale, Calif. . . . attended San Fernando High School . . . has eleven brothers and sisters.

**DAVID ADAMS**      **Running Back**      **Draft 12-(309th overall)**  
**5-6**    **168**    **Arizona**

**Born: June 24, 1964**

Three-year player at Arizona who finished third in school history with 2,490 yards on 577 carries and 15 touchdowns . . . also totaled 38 receptions for 294 yards and 36 punt returns for a 8.0 avg. . . . earned second-team All-PAC Ten honors in 1986 with 238 rushes for 1,175 yards and seven touchdowns . . . hauled in 20 passes for 162 yards and one score as senior . . . averaged 112.6 yards per game as senior . . . 238 carries set Arizona season record . . . had nine career 100-yard games . . . played in 1986 Aloha Bowl . . . slowed during junior year with hip and toe injuries . . . was 138-514 rushing in 1985 . . . during first year at Arizona (1984), rushed 188 times for 750 yards and six touchdowns, while returning 29 punts . . . made 56-yard punt return for score against California . . . has bench pressed 360 pounds . . . sociology major . . . born in Tucson, Ariz. . . . attended Sunnyside High School.



Chris Goode



Jim Reynosa



David Adams



## HOOSIER DOME



The Hoosier Dome, built at a cost of \$77.5 million, is the home of the Indianapolis Colts.

Begun as an act of faith in 1981, when NFL football in Indianapolis was still just a gleam in the city's eye, both the public and private sectors joined in the thrust to build one of America's finest sports arenas.

A one-percent restaurant food and beverage tax in Marion County paid a major portion of the municipal bond which funded the bulk of the construction costs. The project was aided in its early stages by a \$25 million commitment from the Eli Lilly pharmaceutical firm, and by a \$5 million boost from the Krannert charitable trust.

The Dome is adjacent to the Indianapolis Convention Center, which was built in 1972. Those two buildings, now joined, give Indianapolis one of the most unique sports and convention centers in the country, featuring 300,000 square feet of column-free exhibition space. The buildings are maintained at a temperature in the low 70s year-round.

In height, the Dome is equivalent to a 19-story building. The roof stands 193 feet from the Dome floor.

The football surface in the Dome is Astro Turf, rolled out in 28 sections fastened by a DuoLock (Velcro-like) strip on each piece. It takes approximately 12 hours to position the surface on the concrete floor.

The Dome capacity for football is 60,127. Ninety-seven luxury box suites ring the top of the lower level, and the press box on the south side of that level can accommodate 127 media members comfortably.





## INSTANT REPLAY

### INSTANT REPLAY APPROVED FOR 1987

For the second year in a row, NFL clubs have approved a limited system of Instant Replay on a one-year basis.

The system basically stays the same as in 1986 with the exception that larger monitors will be used by Replay Officials. In 1986, there were 374 plays closely reviewed (defined as a contact to the field, but not necessarily stoppage of play). There were 38 reversals for an average of one reversal in each six games. There were three other rulings (clarification of rules) by Replay Officials.

In 1986, the system was approved by a 23-4-1 vote. In 1987, the vote was 21-7.

The NFL has discussed Instant Replay in some degree or other since the early 1970s. The League experimented in 1976 and 1978 using two basic frameworks—an independent system using cameras, replay machines, and technicians separate from the network covering the game, and a “no frills” approach using existing television coverage.

In 1985, the NFL used the network feed of nine nationally televised preseason games to experiment with the basic system that later was adopted for 1986 and 1987. A total of 28 plays were examined closely in 1985 (17 confirmed call, 4 were inconclusive, 1 was reversed, and 6 had no replay shown).

#### *What is the objective of this system?*

The clubs feel that on certain plays the telecast viewed by the general public should be used to correct an indisputable error. The system will be used to reverse an on-field decision only when the Replay Official has *indisputable visual evidence* available to him that warrants the change.

#### *Is the television network carrying the game part of the review process?*

No. Although the Replay Official will be viewing the live network feed, there is no communication to television personnel as to what plays to show or not to show.

#### *What is the step-by-step procedure of play review?*

The Replay Official will view game action and a play will be replayed immediately on one of the two monitors, while the other monitor continues to record the live feed.

The Replay Official makes a determination if further study of the play is needed. If not, there is no contact with the field and play continues without interruption.

If the Replay Official believes an error may have been made, the Umpire will be contacted via a headset.

The Replay Official will watch replay(s) on one or both monitors and complete his review within a reasonable period after the play is over.

The Replay Official will inform the Umpire of his decision, and the Referee will make the appropriate announcement on the wireless microphone.

The limited Instant Replay system concentrates on plays of possession or touching (e.g., fumbles, receptions, interceptions, muffs) and most plays governed by the sidelines, goal lines, end lines, and line of scrimmage (e.g., receiver or runner in or out of bounds, forward or backward passes, breaking the plane of the goal line).

However, the Instant Replay system will *not* include the following fouls: clipping; encroachment and offsides; grasp of face-mask; false start; defensive pass interference; offensive pass interference; offensive holding and illegal use of hands; illegal batting or punching ball; illegal block on free kick or scrimmage kick; illegal crackback; illegal motion; illegal use of forearm or elbow; illegal use of hands by defense; illegally kicking the ball; illegally snapping the ball; intentional grounding; member of the punting team downfield early; illegal formation; palpably unfair act; piling on; roughing the passer; running into or roughing the kicker; striking, kicking, or kneeling; unnecessary roughness; unsportsmanlike conduct; and use of the helmet as a weapon.



## HOW THE COLTS WERE BUILT

YEAR DRAFT	TRADE	FREE AGENTS/ WAIVERS
1979	*Barry Krauss (1) Nesby Glasgow (8b)	
1980	Ray Donaldson (2a)	
1981	Randy McMillan (1a) Donnell Thompson (1b)	
1982	Johnie Cooks (1a) Rohn Stark (2b) Pat Beach (6)	Matt Bouza Cliff Odom— (LA Raiders) *Ben Utt
1983	Karl Baldischwiler (Detroit) Chris Hinton— (Denver)	
1984	Leonard Coleman (1a) Ron Solt (1b) George Wonsley (4b) Kevin Call (5b) Eugene Daniel (8) Albert Bentley (2#)	
1985	Duane Bickett (1) Willie Broughton (4) Mark Boyer (9)	Dave Ahrens— (St. Louis)  Owen Gill— (Seattle) *LaMonte Hunley Orlando Lowry
1986	Jon Hand (1) Jack Trudeau (2) Bill Brooks (4) Scott Kellar (5a) *Gary Walker (5b) Bob Brotzki (9)	Kenny Daniel— (New York Giants) Gary Hogeboom— (Dallas) John Holt— (Tampa Bay) Walter Murray— (Washington)  Harvey Armstrong Pat Ballage Dean Biasucci *Dextor Clinkscale John Haines James Harbour Dwight Hicks Blair Kiel Jeff Leiding Tate Randle Glen Redd *Dameon Reilly Tim Sherwin

\*On injured reserve at conclusion of 1986 season  
#NFL Supplemental Draft



## 1986 REVIEW

# 1986 SEASON REVIEW

### Preseason (Won 1, Lost 3)

Date	Opponent	Colts-Opp.	Record	Attendance
8/ 8	@Seattle	14-21 L	0-1	55,443
8/16	@Chicago	21-38 L	0-2	66,030
8/23	DETROIT	20-13 W	1-2	57,921
8/30	MINNESOTA	20-23 OT L	1-3	57,969

### Regular Season (Won 3, Lost 13)

9/ 7	@New England	3-33 L	0-1	55,208
9/14	@Miami	10-30 L	0-2	51,848
9/21	L.A. RAMS	7-24 L	0-3	59,012
9/28	NEW YORK JETS	7-26 L	0-4	56,075
10/ 5	@San Francisco	14-35 L	0-5	57,252
10/12	NEW ORLEANS	14-17 L	0-6	53,512
10/19	@Buffalo	13-24 L	0-7	50,050
10/26	MIAMI	13-17 L	0-8	58,350
11/ 2	CLEVELAND	9-24 L	0-9	57,962
11/ 9	NEW ENGLAND	21-30 L	0-10	56,890
11/16	@New York Jets	16-31 L	0-11	65,149
11/23	@Houston	17-31 L	0-12	31,792
11/30	SAN DIEGO	3-17 L	0-13	47,950
12/ 7	@Atlanta	28-23 W	1-13	30,397
12/14	BUFFALO	24-14 W	2-13	52,783
12/21	@L.A. Raiders	30-24 W	3-13	41,349

HOME GAMES IN CAPS

### WEEK ONE: New England 33, Colts 3

September 7, 1986

Sullivan Stadium

4:00 p.m.

Tony Eason completed 18 of 29 passes for 252 yards to upstage the Colts, and first-time Colts starter Gary Hogeboom. Patriots' WRs-Stanley Morgan (7-116) and Stephen Starring (5-102) helped pace a potent aerial attack. Hogeboom hit on 15 of 32 tosses for 241 yards, but the Colts ground game totaled only 91 yards on 26 attempts.

Colts	0	3	0	0	3
Patriots	3	7	10	13	33

### Scoring Summary

NE	1-	8:24	Franklin 38 FG	11-44	6:09	0-3
NE	2-	4:53	James 3 run (Franklin kick)	10-98	4:40	0-10
C	2-	10:01	Biasucci 25 FG	12-65	5:08	3-10
NE	3-	7:22	Morgan 43 pass from Eason (Franklin kick)	1-43	0:07	3-17
NE	3-	11:02	Franklin 39 FG	5-13	2:20	3-20
NE	4-	2:41	Franklin 49 FG	9-48	3:55	3-23
NE	4-	10:19	Franklin 25 FG	11-31	6:12	3-26
NE	4-	13:05	Rembert fumble recovery in end zone (Franklin kick)			3-33



# 1986 REVIEW



Team Statistics	Patriots	Colts
First Downs	20	15
Rushes/Yards	39/122	26/91
Net Passing Yards	251	193
Total Net Yards	373	284
Passing (A-C-I)	29-18-0	32-15-0
Sacks-Yards	6-48	1-1
Punts-Avg.	5-37.8	6-46.8
Fumbles/Lost	0/0	4/3
Penalties	4-30	5-47
Time of Possession	34:02	25:58

## Individual Leaders

**Rushing**—Patriots: James 20-70, 1 TD; Collins 14-40; Tatupu 5-12  
 Colts: McMillan 15-51; Hogeboom 6-16; Wonsley 2-14; Bentley 2-6; Gill 1-4

**Passing**—Patriots: Eason 29-18-252-1-0; Sacked: 1-1  
 Colts: Hogeboom 32-15-241-0-0; Sacked: 6-48

**Receiving**—Patriots: Morgan 7-116, 1 TD; Starring 5-102; Williams 1-9; Baty 1-8; Jones 1-5; Scott 1-5; Collins 1-4; Hawthorne 1-3  
 Colts: Capers 3-54; Bouza 3-32; McMillan 3-12; Beach 2-42; Boyer 1-38; Brooks 1-38; Bentley 1-16; Gill 1-9

## WEEK TWO: Miami 30, Colts 10

September 14, 1986

Orange Bowl

4:00 p.m.

Miami scored 13 points in a 2:37 span in the second quarter, then added 10 third-quarter points to subdue the Colts, 30-10. Dan Marino passed for 254 yards and the Dolphins defense sacked Colts QB's seven times for 60 yards. Gary Hogeboom was 13-20-188 before suffering a shoulder separation in the third quarter. Jack Trudeau made his first pro appearance hitting five of 10 tosses for 50 yards.

Colts	7	3	0	0	10
Dolphins	7	13	10	0	30

## Scoring Summary

C	1— 4:03	Bentley 1 run (Biasucci kick)	9-80	4:03	7- 0
M	1— 14:42	Hampton 5 run (Reveiz kick)	8-90	3:18	7- 7
M	2— 7:20	Moore 4 pass from Marino (kick wide)	10-80	3:56	7-13
M	2— 9:57	Pruitt 71 punt return (Reveiz kick)			7-20
C	2— 14:38	Biasucci 23 FG	8-68	4:41	10-20
M	3— 4:15	Hampton 21 run (Reveiz kick)	2-21	0:16	10-27
M	3— 11:29	Reveiz 27 FG	7-20	4:36	10-30

Team Statistics	Dolphins	Colts
First Downs	21	15
Rushes/Yards	28/134	25/75
Net Passing Yards	254	178
Total Net Yards	388	253
Passing (A-C-I)	29-17-1	30-18-1
Sacks-Yards	7-60	0-0
Punts-Avg.	3-43.7	5-48.2
Fumbles/Lost	1/0	4/1
Penalties	6-59	4-31
Times of Possession	29:11	30:49



# 1986 REVIEW

## Individual Leaders

**Rushing**—Dolphins: Hampton 16-63, 2 TD; Bennett 5-36; Davenport 3-26; Nathan 2-13; Duper 1-(-10); Carter 1-6  
 Colts: Bentley 9-19, 1 TD; Wonsley 3-16; McMillan 7-13; Gill 3-13; Capers 1-11; Hogeboom 2-3

**Passing**—Dolphins: Marino 29-17-254-1-1 Sacked: 0-0  
 Colts: Hogeboom 20-13-188-0-1 Sacked: 3-33; Trudeau 10-5-50-0-0 Sacked: 4-27

**Receiving**—Dolphins: Clayton 4-94; Hampton 4-40; Duper 3-47; Nathan 2-21; Pruitt 1-24; Hardy 1-18; Johnson 1-6; Moore 1-4, 1 TD  
 Colts: Bentley 5-34; Bouza 3-45; McMillan 3-14; Gill 2-24; Wonsley 1-60; Harbour 1-28; Capers 1-19; Brooks 1-11; Boyer 1-3

## WEEK THREE: Los Angeles Rams 24, Colts 7

September 21, 1986

Hoosier Dome

12:00 p.m.

A 21-point first-half burst by the Rams during a 5:42 span on the clock spelled defeat for the Colts in their home opener. The Colts could only muster 177 total net yards, while Rams RB-Eric Dickerson rushed for 121 yards. QB-Jack Trudeau hit on 13 of 22 passes in his first pro start before suffering a knee injury in the third quarter. Blair Kiel came on to hit four of 10 passes for 90 yards, his first action in the NFL as a signal-caller.

Rams	14	7	0	3	24
Colts	7	0	0	0	7

## Scoring Summary

C 1-1:28 Wonsley 10 run (Biasucci kick) 3-23 1:20 7-0  
 LA 1-10:56 Redden 1 run (Lansford kick) 5-97 2:53 7-7  
 LA 1-13:22 Brown 10 pass from Bartkowski (Lansford kick) 5-26 2:25 7-14  
 LA 2-1:38 Dickerson 1 run (Lansford kick) 4-28 1:29 7-21  
 LA 4-12:33 Lansford 46 FG 8-26 5:33 7-24

Team Statistics	Rams	Colts
First Downs	21	14
Rushes/Yards	40/154	20/55
Net Passing Yards	162	122
Total Net Yards	316	177
Passing (A-C-I)	26-18-0	32-17-1
Sacks-Yards	7-63	0-0
Punts-Avg.	5-32.6	7-45.4
Fumbles/Lost	4/2	1/1
Penalties	5-35	7-86
Time of Possession	35:02	24:58

## Individual Leaders

**Rushing**—Rams: Dickerson 25-121, 1 TD; Redden 11-29, 1 TD; Carpenter 1-3; White 1-2; Dils 2-(-1)  
 Colts: Wonsley 10-29, 1 TD; McMillan 7-11; Kiel 1-9; Trudeau 1-4; Bentley 1-2

**Passing**—Rams: Bartkowski 26-18-162-1-0 Sacked: 0-0  
 Colts: Trudeau 22-13-95-0-1 Sacked: 3-30; Kiel 10-4-90-0-0 Sacked: 4-33

**Receiving**—Rams: Hunter 4-54; Redden 4-33; Dickerson 4-13; Brown 3-37, 1 TD; Young 2-17; Hill 1-8  
 Colts: Bouza 3-43; Capers 3-24; Wonsley 3-2; Brooks 2-64; Beach 2-13; Harbour 1-18; Boyer 1-11; Gill 1-11; McMillan 1-(-1)

# 1986 REVIEW



**WEEK FOUR: New York Jets 26, Colts 7**

**September 28, 1986**

**Hoosier Dome**

**3:00 p.m.**

Jets K-Pat Leahy booted four field goals, while the Colts forced five turnovers scoring only once, as the Colts fell 26-7. The Colts held a 282 to 251 edge in net yardage, but did not score until late in the contest. QB-Jack Trudeau tied a club record by attempting 53 passes, hitting 21 for 233 yards. The Colts offense committed four second-half turnovers, three inside the Jets' 30-yard line, to spoil any attempt at a comeback.

<b>Jets</b>	<b>3</b>	<b>10</b>	<b>0</b>	<b>13</b>	<b>26</b>
<b>Colts</b>	<b>0</b>	<b>0</b>	<b>0</b>	<b>7</b>	<b>7</b>

### Scoring Summary

NY	1- 8:52	Leahy 34 FG	12-43	6:49	0- 3
NY	2- 5:25	Paige 3 run (Leahy kick)	5-67	1:49	0-10
NY	2-14:07	Leahy 48 FG	6-18	0:51	0-13
NY	4- 0:42	Leahy 47 FG	8-30	3:00	0-16
NY	4- 6:30	Sohn 17 pass from O'Brien (Leahy kick)	9-56	3:26	0-23
NY	4- 7:41	Leahy 24 FG	4- 4	0:55	0-26
C	4-14:46	Brooks 3 pass from Trudeau (Biasucci kick)	8-47	1:02	7-26

Team Statistics	Jets	Colts
First Downs	17	16
Rushes/Yards	35/85	24/52
Net Passing Yards	166	230
Total Net Yards	251	282
Passing (A-C-I)	34-19-2	53-21-1
Sacks-Yards	1-3	2-18
Punts-Avg.	4-44.8	5-38.0
Fumbles/Lost	3/3	6/3
Penalties	7-42	4-65
Time of Possession	31:46	28:14

### Individual Leaders

**Rushing—Jets:** Paige 12-36, 1 TD; Bligen 13-35; Barber 6-10; O'Brien 2-4; Townsell 1-2; Ryan 1-(-2)

**Colts:** McMillan 11-28; Brooks 1-12; Bentley 1-9; Gill 1-5; Trudeau 2-0; Wonsley 8-(-2)

**Passing—Jets:** O'Brien 32-19-184-1-2 Sacked: 2-18; Ryan 2-0-0-0-0

**Colts:** Trudeau 53-21-233-1-1 Sacked: 1-3

**Receiving—Jets:** Toon 8-78; Schuler 3-36; Sohn 2-26, 1 TD; Barber 2-18; Walker 1-11; Klever 1-7; Paige 1-6; Bligen 1-2

**Colts:** Brooks 6-73, 1 TD; Bouza 3-66; Gill 3-22; Wonsley 2-33; Capers 2-21; Harbour 2-0; Bentley 1-9; Beach 1-8; McMillan 1-1

**WEEK FIVE: San Francisco 35, Colts 14**

**October 5, 1986**

**Candlestick Park**

**3:00 p.m.**

Following a 14-14 halftime deadlock, the 49ers struck with three scoring tosses from Jeff Kemp to Jerry Rice to defeat the Colts, 35-14. Rice scored from 45, 16 and 58 yards as the three scoring drives consumed only 2:52 on the clock. Jack Trudeau staked the Colts to a 14-7 lead when he teamed with Bill Brooks on a 84-yard scoring play in the second quarter, tied for fifth longest in Colts history. The Colts held statistical edges in first downs, plays from scrimmage and time of possession, but committed five turnovers and had 10 penalties.



## 1986 REVIEW

Colts	0	14	0	0	14
49ers	7	7	14	7	35

### Scoring Summary

SF	1-	5:06	McKyer 21 interception return (Wersching kick)			0-7
C	2-	2:47	Gill 1 run (Biasucci kick)	13-65	7:49	7-7
C	2-	12:06	Brooks 84 pass from Trudeau (Biasucci kick)	1-84	0:11	14-7
SF	2-	14:15	Cribbs 9 run (Wersching kick)	11-68	2:09	14-14
SF	3-	3:26	Rice 45 pass from Kemp (Wersching kick)	4-64	1:51	14-21
SF	3-	12:43	Rice 16 pass from Kemp (Wersching kick)	3-40	0:54	14-28
SF	4-	0:07	Rice 58 pass from Kemp (Wersching kick)	1-58	0:07	14-35

Team Statistics	49ers	Colts
First Downs	16	17
Rushes/Yards	25/110	29/95
Net Passing Yards	248	228
Total Net Yards	358	323
Passing (A-C-I)	28-18-0	39-18-3
Sacks-Yards	2-24	4-26
Punts-Avg.	8-43.8	5-40.4
Fumbles/Lost	3/1	4/2
Penalties	8-40	10-60
Time of Possession	27:03	32:57

### Individual Leaders

**Rushing**—49ers: Cribbs 19-75, 1 TD; Craig 2-22; Rathman 3-7; Kemp 1-6  
 Colts: Gill 8-37, 1 TD; McMillan 11-27; Bentley 4-16; Wonsley 4-15; Trudeau 2-0

**Passing**—49ers: Kemp 27-18-274-3-0 Sacked: 4-26; Moroski 1-0-0-0-0  
 Colts: Trudeau 39-18-252-1-3 Sacked: 2-24

**Receiving**—49ers: Rice 6-172, 3 TD; Clark 5-47; Cribbs 3-20; Rathman 3-19; Francis 1-16  
 Colts: Bouza 6-80; McMillan 4-25; Bentley 3-19; Brooks 2-95, 1 TD; Sherwin 2-25; Gill 1-8

### WEEK SIX: New Orleans 17, Colts 14

October 12, 1986

Hoosier Dome

12:00 p.m.

The Colts' comeback attempt died on the New Orleans 12-yard line with less than two minutes to play as the Colts fell, 17-14. Behind QB-Jack Trudeau (44-24-315, two TDs) and CB-Leonard Coleman (three interceptions), the Colts rallied from a 17-0 deficit. Trudeau's 315 passing yards marked the first time a Colts QB had passed for 300 yards in a game since Bert Jones vs. Cincinnati on 10/11/81. Coleman's three thefts tied a club record held by seven others.

Saints	0	10	7	0	17
Colts	0	0	7	7	14

### Scoring Summary

NO	2-	9:19	Jones 18 pass from Wilson (Andersen kick)	7-63	3:09	0-7
NO	2-	15:00	Andersen 46 FG	6-37	1:01	0-10
NO	3-	8:31	Jordan 9 run (Andersen kick)	2-12	0:45	0-17
C	3-	13:41	Bouza 24 pass from Trudeau (Biasucci kick)	10-80	5:10	7-17
C	4-	3:54	Bouza 16 pass from Trudeau (Biasucci kick)	7-88	4:04	14-17

# 1986 REVIEW



Team Statistics	Saints	Colts
First Downs	19	22
Rushes/Yards	34/161	26/95
Net Passing Yards	144	287
Total Net Yards	305	382
Passing (A-C-I)	28-12-3	44-24-1
Sacks-Yards	3-28	0-0
Punts-Avg.	5-42.2	4-54.5
Fumbles/Lost	0/0	5/3
Penalties	12-80	9-68
Time of Possession	25:27	34:33

### Individual Leaders

Rushing—Saints: Mayes 22-108; Hilliard 7-27; Jordan 3-13, 1 TD; Gray 1-11; Wilson 1-2  
 Colts: Bentley 10-44; McMillan 11-36; Gill 4-15; Trudeau 1-0

Passing—Saints: Wilson 26-11-131-1-3; Wattlelet 1-1-13-0-0; Hilliard 1-0-0-0-0  
 Colts: Trudeau 44-24-315-2-1 Sacked: 3-28

Receiving—Saints: Jones 4-55, 1 TD; Goodlow 2-32; Mayes 2-2; Martin 1-22; Waymer 1-13; Hilliard 1-12; Tice 1-8  
 Colts: Bentley 7-99; Bouza 7-94, 2 TD; Brooks 3-71; Beach 2-18; Boyer 2-18; McMillan 2-15; Wonsley 1-0

### WEEK SEVEN: Buffalo 24, Colts 13

October 19, 1986

Bills Stadium

1:00 p.m.

The Colts defense forced three turnovers in Bills territory, two in the fourth quarter, but the Colts could produce only 10 points from the miscues, and lost, 24-13. The Colts ground attack totaled 130 yards, and QB-Jack Trudeau (41-19-175, 1 TD, 1 Int.) found WR-Matt Bouza seven times for 69 yards and WR-Bill Brooks five times for 76 yards, including a 18-yard scoring toss.

Colts	3	3	7	0	13
Bills	7	10	7	0	24

### Scoring Summary

B	1- 2:54	Bellinger 15 fumble return (Norwood kick)	0- 7
C	1-12:43	Biasucci 46 FG	6- 6 2:17 3- 7
B	2- 1:33	Norwood 37 FG	9-61 3:45 3-10
C	2- 6:54	Biasucci 44 FG	10-42 5:13 6-10
B	2-10:45	Reed 6 pass from Kelly (Norwood kick)	7-73 3:44 6-17
C	3- 6:00	Brooks 18 pass from Trudeau (Biasucci kick)	5-39 2:25 13-17
B	3-14:10	Reed 13 pass from Kelly (Norwood kick)	3-84 0:20 13-24

Team Statistics	Bills	Colts
First Downs	21	20
Rushes/Yards	25/121	28/130
Net Passing Yards	243	167
Total Net Yards	364	297
Passing (A-C-I)	31-20-2	41-19-1
Sacks-Yards	1-8	1-9
Punts-Avg.	2-23.0	3-45.7
Fumbles/Lost	4/1	1/1
Penalties	8-69	13-151
Time of Possession	26:24	33:36

### Individual Leaders

Rushing—Bills: Harmon 15-86; Riddick 5-24; Moore 3-9; Kelly 2-2  
 Colts: Bentley 7-51; McMillan 13-47; Gill 4-25; Wonsley 3-7  
 Trudeau 1-0



# 1986 REVIEW

Passing—Bills: Kelly 31-20-252-2-2 Sacked: 1-9  
 Colts: Trudeau 41-19-175-1-1 Sacked: 1-8

Receiving—Bills: Burkett 6-76; Broughton 3-71; Reed 3-33, 2 TD; Butler 2-30; Riddick 2-17; Harmon 2-15; Moore 1-8; Metzelaars 1-2  
 Colts: Bouza 7-69; Brooks 5-76, 1 TD; McMillan 4-27; Beach 1-3; Wonsley 1-2; Bentley 1-(-2)

## WEEK EIGHT: Miami 17, Colts 13

October 26, 1986

Hoosier Dome

1:00 p.m.

The Colts' attempt for their first win of the season died on the Miami 14-yard line with 22 seconds left to play. Rallying from a 17-7 second quarter deficit, the Colts had a chance at victory when Dolphins P-Reggie Roby fumbled a snap and gave the Colts possession at the Miami 45 with three minutes to play. The Colts totaled 182 yards on the ground, led by George Wonsley's 99 yards on 18 rushes.

Dolphins	7	10	0	0	17
Colts	7	3	0	3	13

### Scoring Summary

M	1-	3:15	Hampton 1 run (Reveiz kick)	7-57	3:15	0-7
C	1-	5:36	McMillan 14 run (Biasucci kick)	6-77	2:21	7-7
M	2-	0:03	Reveiz 29 FG	13-54	5:33	7-10
M	2-	6:31	Duper 7 pass from Marino (Reveiz kick)	11-61	3:50	7-17
C	2-	12:29	Biasucci 39 FG	11-52	5:58	10-17
C	4-	6:21	Biasucci 45 FG	11-52	6:02	13-17

Team Statistics	Dolphins	Colts
First Downs	21	17
Rushes/Yards	29/97	36/182
Net Passing Yards	243	121
Total Net Yards	340	303
Passing (A-C-I)	42-23-0	24-14-1
Sacks-Yards	0-0	0-0
Punts-Avg.	3-48.3	3-43.6
Fumbles/Lost	3/0	0/0
Penalties	3-30	3-18
Time of Possession	32:12	27:48

### Individual Leaders

Rushing—Dolphins: Hampton 13-58, 1 TD; Bennett 5-28; Davenport 6-19; Roby 1-0; Marino 4-(-8)  
 Colts: Wonsley 18-99; Gill 12-54; McMillan 5-25, 1 TD; Trudeau 1-4

Passing—Dolphins: Marino 42-23-243-1-0 Sacked: 0-0  
 Colts: Trudeau 24-14-121-0-1 Sacked: 0-0

Receiving—Dolphins: Hampton 4-47; Davenport 3-45; Pruitt 3-35; Moore 3-34; Nathan 3-28; Hardy 3-12; Clayton 2-29; Duper 2-13, 1 TD  
 Colts: Wonsley 4-34; Bouza 3-19; Brooks 2-23; LaFleur 2-21; Gill 2-19; McMillan 1-5

## WEEK NINE: Cleveland 24, Colts 9

November 2, 1986

Hoosier Dome

1:00 p.m.

QB-Bernie Kosar hit Brian Brennan and Herman Fontenot with first-quarter scoring passes to stake Cleveland to a 14-point lead on the way to a 24-9 win. Kosar hit 15 of 25 passes for 238 yards and three scores. The Colts mustered 105 yards rushing and QB-Jack Trudeau passed for 208 yards.

# 1986 REVIEW



<b>Browns</b>	<b>14</b>	<b>0</b>	<b>10</b>	<b>0</b>	<b>24</b>
<b>Colts</b>	<b>0</b>	<b>3</b>	<b>0</b>	<b>6</b>	<b>9</b>

### Scoring Summary

Cle	1- 7:51	Brennan 14 pass from Kosar (Bahr kick)	7-39	1:53	0- 7
Cle	1- 9:19	Fontenot 72 pass from Kosar (Bahr kick)	2-71	0:54	0-14
C	2- 1:03	Biasucci 40 FG	12-62	6:44	3-14
Cle	3- 4:26	Newsome 9 pass from Kosar (Bahr kick)	6-38	2:41	3-21
Cle	3-12:02	Bahr 38 FG	10-39	5:47	3-24
C	4- 2:26	Bouza 6 pass from Trudeau (kick wide)	15-88	5:24	9-24

Team Statistics	Browns	Colts
First Downs	15	20
Rushes/Yards	26/46	25/105
Net Passing Yards	213	159
Total Net Yards	259	264
Passing (A-C-I)	25-15-0	42-20-0
Sacks-Yards	7-49	3-25
Punts-Avg.	6-45.8	6-46.5
Fumbles/Lost	1/0	3/1
Penalties	6-53	7-52
Time of Possession	26:22	33:38

### Individual Leaders

Rushing—Browns: Mack 17-39; Dickey 5-10; Fontenot 1-(-1); Kosar 3-(-2)  
 Colts: Gill 13-59; McMillan 9-40; Trudeau 2-11; Wonsley 1-(-5)

Passing—Browns: Kosar 25-15-238-3-0 Sacked: 3-25  
 Colts: Trudeau 42-20-208-1-0 Sacked: 7-49

Receiving—Browns: Fontenot 3-86, 1 TD; Newsome 3-49, 1 TD; Brennan 3-42, 1 TD; Slaughter 3-34; Langhorne 1-12; Dickey 1-11; Mack 1-4  
 Colts: Brooks 5-63; Bouza 5-44, 1 TD; McMillan 3-57; LaFleur 3-21; Gill 3-20; Beach 1-3

### WEEK TEN: New England 30, Colts 21

November 9, 1986

Hoosier Dome

1:00 p.m.

Patriots QB-Tony Eason sparked a second-half comeback with two third-quarter touchdown passes as New England defeated the Colts, 30-21. The Colts opened the contest by driving 72 and 74 yards for touchdowns, and they held a 14-6 lead at the half. The Colts gained only 55 yards total offense in the second half before a 61-yard scoring drive resulted in a WR-Matt Bouza scoring reception in the final minute of play.

<b>Patriots</b>	<b>3</b>	<b>3</b>	<b>14</b>	<b>10</b>	<b>30</b>
<b>Colts</b>	<b>7</b>	<b>7</b>	<b>0</b>	<b>7</b>	<b>21</b>

### Scoring Summary

C	1- 6:38	McMillan 1 run (Biasucci kick)	13-72	6:38	7- 0
NE	1-14:26	Franklin 38 FG	17-62	7:48	7- 3
C	2- 4:39	Trudeau 1 run (Biasucci kick)	9-74	5:13	14- 3
NE	2-15:00	Franklin 31 FG	6-59	1:10	14- 6
NE	3- 5:25	Scott 8 pass from Eason (Franklin kick)	5-60	1:51	14-13
NE	3-10:39	Fryar 2 pass from Eason (Franklin kick)	10-80	3:29	14-20
NE	4- 1:59	Franklin 24 FG	13-53	4:20	14-23
NE	4- 6:40	Tatupu 1 run (Franklin kick)	2- 1	0:41	14-30
C	4-14:25	Bouza 19 pass from Trudeau (Biasucci kick)	10-61	4:08	21-30



## 1986 REVIEW

Team Statistics	Patriots	Colts
First Downs	27	17
Rushes/Yards	42/114	26/85
Net Passing Yards	222	212
Total Net Yards	336	297
Passing (A-C-I)	33-19-1	36-19-4
Sacks-Yards	3-24	2-18
Punts-Avg.	5-43.8	6-48.5
Fumbles/Lost	2/1	2/0
Penalties	3-10	6-75
Time of Possession	30:10	29:50

### Individual Leaders

Rushing—Patriots: Eason 11-35; Collins 16-33; Tatupu 13-30, 1 TD; Fryar 1-15; James 1-1  
Colts: McMillan 20-76, 1 TD; Gill 5-8; Trudeau 1-1, 1 TD

Passing—Patriots: Eason 33-19-240-2-1 Sacked: 2-18  
Colts: Trudeau 36-19-236-1-4 Sacked: 3-24

Receiving—Patriots: Morgan 5-89; Baty 3-35; Collins 3-29; Tatupu 3-19; Fryar 2-49, 1 TD; Scott 2-13, 1 TD; Starring 1-6  
Colts: Brooks 5-99; Bouza 4-40, 1 TD; McMillan 3-22; Murray 2-34; Boyer 2-21; Beach 2-9; Gill 1-11

### WEEK ELEVEN: New York Jets 31, Colts 16

November 16, 1986

Giants Stadium

4:00 p.m.

The Jets rallied with two fourth-quarter touchdowns after the Colts had closed to within a point to preserve a 31-16 victory. QB-Jack Trudeau set a club single-game record by attempting 57 passes, completing 27 for 359 yards (the ninth-highest single-game passing total in team history). Trudeau found WR-Bill Brooks nine times for 177 yards as the Colts offense totaled 408 net yards. Jets QB-Ken O'Brien hit WR-Wesley Walker five times for 110 yards and three touchdowns.

Colts	7	2	0	7	16
Jets	7	7	3	14	31

### Scoring Summary

NY	1— 3:17	Walker 19 pass from O'Brien (Leahy kick)	5-38	1:35	0- 7
C	1— 6:20	McMillan 4 run (Biasucci kick)	8-76	3:03	7- 7
NY	2— 2:30	Walker 5 pass from O'Brien (Leahy kick)	9-61	3:57	7-14
C	2—12:11	Safety-Leiding tackled Jennings in end zone			9-14
NY	3— 9:55	Leahy 32 FG	7-31	2:03	9-17
C	4— 0:08	Brooks 48 pass from Trudeau (Biasucci kick)	3-62	1:04	16-17
NY	4— 8:42	Hector 17 run (Leahy kick)	5-76	2:18	16-24
NY	4—13:43	Walker 5 pass from O'Brien (Leahy kick)	5-39	2:13	16-31

Team Statistics	Jets	Colts
First Downs	19	23
Rushes/Yards	32/142	23/58
Net Passing Yards	218	350
Total Net Yards	360	408
Passing (A-C-I)	35-20-2	57-27-4
Sacks-Yards	2-9	2-19
Punts-Avg.	5-41.2	5-43.4
Fumbles/Lost	3/2	6/2
Penalties	9-50	6-40
Time of Possession	28:39	31:21

### Individual Leaders

Rushing—Jets: McNeil 18-104; Hector 9-19; O'Brien 3-16; Paige 1-3; Jennings 1-0  
Colts: McMillan 22-46, 1 TD; Bouza 1-12



# 1986 REVIEW



Passing—Jets: O'Brien 35-20-237-3-2 Sacked: 2-19

Colts: Trudeau 57-27-359-1-4 Sacked: 2-9

Receiving—Jets: Walker 5-110, 3 TD; Toon 4-35; Shuler 4-35; McNeil 4-23; Hector 2-35; Paige 1-(-1)

Colts: Brooks 9-177, 1 TD; Bouza 7-76; Boyer 4-23; Beach 3-15; Martin 1-41; Gill 1-12; LaFleur 1-11, McMillan 1-4

## WEEK TWELVE: Houston 31, Colts 17

November 23, 1986

Astrodome

1:00 p.m.

Following a Colts field goal to open the game, Houston responded with 31 consecutive points, including 21 points from its first 13 plays of the second half, to defeat the Colts, 31-17. Warren Moon passed for 294 yards on 22 completions for three touchdowns. Colts WR-Bill Brooks caught seven passes for 105 yards and two touchdowns, both from QB-Blair Kiel. Houston controlled the ball for 38:19.

Colts	3	0	0	14	17
Oilers	3	7	21	0	31

### Scoring Summary

C	1— 3:10	Biasucci 37 FG	4- 5	0:58	3- 0
Hou	1— 9:04	Zendejas 34 FG	11-67	5:52	3- 3
Hou	2— 0:04	Pinkett 4 pass from Moon (Zendejas kick)	9-70	4:16	3-10
Hou	3— 9:06	Rozier 19 run (Zendejas kick)	9-87	5:54	3-17
Hou	3— 9:48	Wallace 35 pass from Moon (Zendejas kick)	2-39	0:51	3-24
Hou	3— 11:48	Hill 8 pass from Moon (Zendejas kick)	2-11	1:00	3-31
C	4— 14:24	Brooks 16 pass from Kiel (Biasucci kick)	10-80	1:20	10-31
C	4— 15:00	Brooks 37 pass from Kiel (Biasucci kick)	4-55	0:36	17-31

Team Statistics	Oilers	Colts
First Downs	28	13
Rushes/Yards	37/173	22/64
Net Passing Yards	298	178
Total Net Yards	471	242
Passing (A-C-I)	37-23-2	36-16-1
Sacks-Yards	2-19	1-9
Punts-Avg.	2-44.0	8-42.8
Fumbles/Lost	2/1	1/1
Penalties	6-60	1-15
Time of Possession	38:19	21:41

### Individual Leaders

Rushing—Oilers: Rozier 12-67, 1 TD; Pinkett 12-47; Wallace 9-34; Givins 1-17; Banks 2-6; Moon 1-2

Colts: McMillan 16-57; Kiel 2-11; Wonsley 1-5; Gill 1-4; Trudeau 1-1; Brooks 1-(-14)

Passing—Oilers: Moon 35-22-294-3-2 Sacked: 1-9; Rozier 1-1-13-0-0; Givins 1-0-0-0-0

Colts: Trudeau 21-9-51-0-1 Sacked: 1-10; Kiel 15-7-146-2-0 Sacked: 1-9

Receiving—Oilers: Givins 7-102; Hill 5-74, 1 TD; Wallace 4-77, 1 TD; Williams 4-36; Pinkett 2-9, 1 TD; Drewrey 1-9

Colts: Brooks 7-105, 2 TD; Bouza 5-66; Boyer 2-22; LaFleur 1-3; Gill 1-1

## WEEK THIRTEEN: San Diego 17, Colts 3

November 30, 1986

Hoosier Dome

1:00 p.m.

San Diego scored 10 first quarter points which proved enough to spell defeat for the Colts, despite excellent play from the Colts defense throughout the contest. SS-John Holt and DE-John Hand tallied intercep-



## 1986 REVIEW

tions which set up the Colts deep in Chargers territory, but the Colts could not capitalize on either turnover.

<b>Chargers</b>	<b>10</b>	<b>0</b>	<b>0</b>	<b>7</b>	<b>17</b>
<b>Colts</b>	<b>0</b>	<b>0</b>	<b>3</b>	<b>0</b>	<b>3</b>

### Scoring Summary

SD	1-10:34	Benirschke 19 FG	18-82	10:34	0-3
SD	1-14:17	Chandler 30 pass from Fouts (Benirschke kick)	2-42	0:12	0-10
C	3-5:33	Biasucci 27 FG	10-60	5:33	3-10
SD	4-13:18	Adams 1 run (Benirschke kick)	7-53	2:45	3-17

Team Statistics	Chargers	Colts
First Downs	21	11
Rushes/Yards	37/101	17/55
Net Passing Yards	290	122
Total Net Yards	391	177
Passing (A-C-I)	31-24-2	28-15-1
Sacks-Yards	3-8	0-0
Punts-Avg.	3-36.7	5-39.2
Fumbles/Lost	2/0	3/2
Penalties	9-70	5-53
Time of Possession	34:56	25:04

### Individual Leaders

Rushing—Chargers: Adams 21-68, 1 TD; Anderson 7-19; Spencer 9-14  
Colts: Bentley 8-33; McMillan 8-22; Trudeau 1-0

Passing—Chargers: Fouts 31-24-290-1-2 Sacked: 0-0  
Colts: Trudeau 28-15-130-0-1 Sacked: 2-1; Bentley 0-0-0-0-0 Sacked: 1-7

Receiving—Chargers: Anderson 8-60; Chandler 5-110, 1 TD; Winslow 3-44; Adams 3-24; Johnson 2-24; Holohan 2-22; Spencer 1-6  
Colts: Brooks 7-76; Bentley 4-20; Bouza 2-17; Beach 1-9; McMillan 1-8

### WEEK FOURTEEN: Colts 28, Atlanta 23

December 7, 1986 Atlanta/Fulton County Stadium 1:00 p.m.

S-Tate Randle blocked a Rick Donnelly punt and CB-Eugene Daniel recovered the ball and returned it 13 yards for the winning score with 20 seconds remaining to give the Colts a 28-23 win in Ron Meyer's debut as head coach. The play capped a 21-point second half to give the Colts their first win of the 1986 season. Returning from separated shoulder injury, QB-Gary Hogeboom completed 15 of 29 passes for 167 yards and two touchdowns. WR-Bill Brooks caught two passes for 30 yards, surpassing the 1,000-yard receiving mark for the season, only the third player in Colts history to achieve that feat in a single-season.

<b>Colts</b>	<b>7</b>	<b>0</b>	<b>7</b>	<b>14</b>	<b>28</b>
<b>Falcons</b>	<b>14</b>	<b>3</b>	<b>3</b>	<b>3</b>	<b>23</b>

### Scoring Summary

A	1-4:15	Williams 32 pass from Schonert (Haji-Sheikh kick)	8-76	4:15	0-7
C	1-8:47	Bentley 2 run (Biasucci kick)	3-18	1:35	7-7
A	1-14:35	Brown 14 pass from Schonert (Haji-Sheikh kick)	7-45	2:34	7-14
A	2-13:28	Haji-Sheikh 19 FG	13-54	5:38	7-17
C	3-3:47	Bouza 7 pass from Hogeboom (Biasucci kick)	8-60	3:47	14-17
A	3-9:49	Haji-Sheikh 45 FG	10-50	6:02	14-20

# 1986 REVIEW



A	4- 2:10	Haji-Sheikh 26 FG	9-50	5:01	14-23
C	4- 7:49	Brooks 2 pass from Hogeboom (Biasucci kick)	11-59	5:39	21-23
C	4-14:40	Daniel 13 return with blocked punt (Biasucci kick)			28-23

Team Statistics	Falcons	Colts
First Downs	25	14
Rushes/Yards	44/219	19/74
Net Passing Yards	189	151
Total Net Yards	408	225
Passing (A-C-I)	28-17-0	29-15-3
Sacks-Yards	3-16	3-33
Punts-Avg.	4-23.0	5-36.0
Fumbles/Lost	4/3	1/0
Penalties	5-33	6-35
Time of Possession	36:52	23:08

### Individual Leaders

**Rushing**—Falcons: Riggs 30-136; Dixon 4-52; Andrews 8-23; Williams 1-8; Schonert 1-0  
 Colts: McMillan 15-67; Bentley 4-7, 1 TD

**Passing**—Falcons: Schonert 28-17-222-2-0 Sacked: 3-33  
 Colts: Hogeboom 29-15-167-2-3 Sacked: 3-16

**Receiving**—Falcons: Dixon 4-59; Riggs 3-13; Williams 2-37, 1 TD; Brown 2-23, 1 TD; Middleton 2-11; Matthews 1-25; Bailey 1-21; Cox 1-19; Andrews 1-14  
 Colts: Bouza 4-34, 1 TD; Beach 3-54; McMillan 3-23; Brooks 2-30, 1 TD; Boyer 2-26; Bentley 1-0

### WEEK FIFTEEN: Colts 24, Buffalo 14

December 14, 1986

Hoosier Dome

1:00 p.m.

QB-Gary Hogeboom sparked a 24-point second-half rally by hitting nine of 10 passes for 112 yards and a touchdown and rushing for another himself in the third quarter to lead the Colts to a 24-14 win over Buffalo. Hogeboom hit 23 of 33 passes for 318 yards and two scores, with WR-Matt Bouza catching seven passes and TE's-Tim Sherwin and Pat Beach recording scoring receptions. The Colts offense controlled the ball for nearly 20 minutes in the second half, while the defense limited the Bills to 102 net yards in the final two quarters.

<b>Bills</b>	<b>7</b>	<b>7</b>	<b>0</b>	<b>0</b>	<b>14</b>
<b>Colts</b>	<b>0</b>	<b>0</b>	<b>14</b>	<b>10</b>	<b>24</b>

### Scoring Summary

B	1-12:08	Burkett 42 pass from Kelly (Norwood kick)	3-65	1:24	0- 7
B	2-10:45	Bell 1 run (Norwood kick)	11-92	6:05	0-14
C	3- 8:28	Hogeboom 1 run (Biasucci kick)	14-75	8:28	7-14
C	3-14:40	Sherwin 1 pass from Hogeboom (Biasucci kick)	7-50	3:53	14-14
C	4- 7:48	Biasucci 52 FG	11-51	5:49	17-14
C	4-14:30	Beach 15 pass from Hogeboom (Biasucci kick)	4-24	1:03	24-14

Team Statistics	Bills	Colts
First Downs	18	21
Rushes/Yards	23/94	30/79
Net Passing Yards	264	296
Total Net Yards	358	375
Passing (A-C-I)	29-18-1	33-23-0
Sacks-Yards	3-22	2-13
Punts-Avg.	4-45.3	4-49.0
Fumbles/Lost	2/2	0/0
Penalties	3-17	7-40
Time of Possession	25:48	34:12



## 1986 REVIEW

### Individual Leaders

**Rushing**—Bills: Bell 13-54, 1 TD; Riddick 6-27; Wilkins 2-13; Kelly 1-5; Harmon 1-(-5)  
 Colts: Wonsley 9-35; McMillan 15-33; Brooks 2-7; Bentley 3-3; Hogeboom 1-1, 1 TD

**Passing**—Bills: Kelly 19-11-188-1-1 Sacked: 1-10; Reich 10-7-89-0-0 Sacked: 1-3  
 Colts: Hogeboom 33-23-318-2-0 Sacked: 3-22

**Receiving**—Bills: Reed 6-87; Burkett 5-145, 1 TD; Bell 2-22; Riddick 2-2; Teal 1-9; Metzelaars 1-6; Wilkins 1-6  
 Colts: Bouza 7-79; McMillan 4-77; Wonsley 3-45; Boyer 3-38; Beach 3-33, 1 TD; Brooks 2-45; Sherwin 1-1, 1 TD

### WEEK SIXTEEN: Colts 30, Los Angeles Raiders 24

December 21, 1986 Los Angeles Memorial Coliseum 4:00 p.m.

QB-Gary Hogeboom (30-19-240, two TDs) and RB-Albert Bentley (25-162, one TD) sparked the Colts to a 24-point second-half performance as the Colts rallied to beat the Raiders, 30-24. Bentley had a 70-yard scoring run and Hogeboom found TE-Mark Boyer and WR-Bill Brooks for six-pointers, while the Colts defense stifled the Raiders most of the day. The outcome was in doubt until the final gun as the Raiders' WR-Mark Pattison caught a QB-Rusty Hilger pass out of the endzone as the game ended.

<b>Colts</b>	<b>3</b>	<b>3</b>	<b>17</b>	<b>7</b>	<b>30</b>
<b>Raiders</b>	<b>17</b>	<b>0</b>	<b>7</b>	<b>0</b>	<b>24</b>

### Scoring Summary

LA	1- 3:33	Bahr 20 FG	9-74	3:33	0- 3
C	1- 8:49	Biasucci 52 FG	9-39	5:16	3- 3
LA	1-12:04	Christensen 3 pass from Plunkett (Bahr kick)	7-69	3:15	3-10
LA	1-13:48	Robinson 32 interception return (Bahr kick)			3-17
C	2-15:00	Biasucci 40 FG	5-35	0:40	6-17
C	3- 1:23	Bentley 70 run (Biasucci kick)	3-79	1:23	13-17
C	3- 7:26	Boyer 14 pass from Hogeboom (Biasucci kick)	5-53	2:20	20-17
C	3-11:37	Biasucci 20 FG	7-29	2:30	23-17
LA	3-13:03	Christensen 14 pass from Hilger (Bahr kick)	3-68	1:26	23-24
C	4- 7:28	Brooks 11 pass from Hogeboom (Biasucci kick)	7-80	4:08	30-24

Team Statistics	Raiders	Colts
First Downs	25	23
Rushes/Yards	21/89	31/196
Net Passing Yards	334	215
Total Net Yards	423	411
Passing (A-C-I)	45-25-0	30-19-2
Sacks-Yards	3-25	3-22
Punts-Avg.	3-44.0	4-50.7
Fumbles/Lost	6/3	0/0
Penalties	5-45	6-39
Time of Possession	26:35	33:25

### Individual Leaders

**Rushing**—Raiders: Hilger 5-32; Allen 10-31; McCallum 4-13; Hawkins 2-13  
 Colts: Bentley 25-162, 1 TD; McMillan 4-30; Gill 1-4; Hogeboom 1-0

**Passing**—Raiders: Hilger 30-15-216-1-0 Sacked: 2-16; Plunkett 15-10-141-1-0 Sacked: 1-7  
 Colts: Hogeboom 30-19-240-2-2 Sacked: 3-25

**Receiving**—Raiders: Christensen 9-104, 2 TD; Barksdale 6-179; Hawkins 3-13; Allen 3-12; Pattison 2-12; Mueller 1-20; Moffett 1-17  
 Colts: Brooks 6-85, 1 TD; Beach 4-58; Boyer 4-37, 1 TD; Bentley 2-35; Bouza 2-26; Wonsley 1-(-1)



**1986 SEASON LONG GAINERS**

**LONGEST SCORING RUN FROM SCRIMMAGE**

Colts: 70 yards Albert Bentley at LA Raiders 12/21  
Opp: 21 yards Lorenzo Hampton at Miami 9/14

**LONGEST NON-SCORING RUN FROM SCRIMMAGE**

Colts: 46 yards George Wonsley vs. Miami 10/26  
Opp: 40 yards Freeman McNeil at New York Jets 11/16

**LONGEST SCORING PASS COMPLETION**

Colts: 84 yards Jack Trudeau to Bill Brooks at San Francisco 10/5  
Opp: 72 yards Bernie Kosar to Herman Fontenot vs. Cleveland 11/2

**LONGEST NON-SCORING PASS COMPLETION**

Colts: 60 yards Gary Hogeboom to George Wonsley at Miami 9/14  
Opp: 70 yards Jim Kelly to Chris Burkett vs. Buffalo 12/14

**LONGEST NON-SCORING INTERCEPTION RETURN**

Colts: 80 yards John Holt vs. San Diego 11/30  
Opp: 40 yards Jeffery Dale vs. San Diego 11/30  
Jerry Gray vs. LA Rams 9/21

**LONGEST NON-SCORING PUNT RETURN**

Colts: 25 yards Robbie Martin at San Francisco 10/5  
Opp: 39 yards Eric Martin vs. New Orleans 10/12

**LONGEST NON-SCORING KICKOFF RETURN**

Colts: 37 yards Albert Bentley at San Francisco 10/5  
Opp: 41 yards JoJo Townsell at New York Jets 11/16

**LONGEST PUNT**

Colts: 63 yards Rohn Stark at LA Raiders 12/21  
Opp: 60 yards Jeff Gossett vs. Cleveland 11/2

**LONGEST FIELD GOAL**

Colts: 52 yards Dean Biasucci vs. Buffalo 12/14, at LA Raiders 12/21  
Opp: 49 yards Tony Franklin at New England 9/7

**LARGEST ATTENDANCE**

Home 59,012 vs. LA Rams 9/21  
Road: 65,149 at San Francisco 10/5

Ray Donaldson, Rohn Stark and Chris Hinton earned Pro Bowl honors for 1986.





## STATISTICS

### 1986 INDIVIDUAL

#### RUSHING

	No.	Yds.	Avg.	LG	TD
McMillan	189	609	3.2	28	3
Bentley	73	351	4.8	70	3
Gill	53	228	4.3	18	1
Wonsley	60	214	3.6	46	1
Trudeau	13	21	1.6	8	1
Kiel	3	20	6.7	9	0
Hogeboom	10	20	2.0	6	1
Bouza	1	12	12.0	12	0
Capers	1	11	11.0	11	0
Brooks	4	5	1.3	12	0
<b>COLTS TOTAL</b>	<b>407</b>	<b>1491</b>	<b>3.7</b>	<b>70</b>	<b>10</b>
Opp. Total	517	1962	3.8	40	14

#### PUNTING

	No.	Yds.	Avg.	TB	In 20	LG	Blk.
Stark	76	3432	45.2	5	23	63	0
Kiel	5	190	38.0	0	0	43	0
<b>COLTS TOTAL</b>	<b>81</b>	<b>3622</b>	<b>44.7</b>	<b>5</b>	<b>23</b>	<b>63</b>	<b>0</b>
Opp. Total	67	2711	40.5	4	21	60	1

#### PUNT RETURNS

	No.	FC	Yds.	Avg.	LG	TD
Brooks	18	7	141	7.8	18	0
Martin	17	5	109	6.4	25	0
Jackson	0	1	0	0.0	0	0
<b>COLTS TOTAL</b>	<b>35</b>	<b>13</b>	<b>250</b>	<b>7.1</b>	<b>25</b>	<b>0</b>
Opp. Total	52	5	533	10.3	71	1

#### KICKOFF RETURNS

	No.	Yds.	Avg.	LG	TD
Bentley	32	687	21.5	37	0
Martin	21	385	18.3	27	0
Brooks	8	143	17.9	24	0
Daniel, K.	5	109	21.8	30	0
Gill	5	73	14.6	28	0
Wonsley	2	31	15.5	20	0
Williams	1	15	15.0	15	0
<b>COLTS TOTAL</b>	<b>74</b>	<b>1443</b>	<b>19.5</b>	<b>37</b>	<b>0</b>
Opp. Total	43	822	19.1	41	0

#### FIELD GOALS

	1-19	20-29	30-39	40-49	50+	Total
Biasucci	0-0	4-4	2- 5	5- 7	2-9	13-25
<b>COLTS TOTAL</b>	<b>0-0</b>	<b>4-4</b>	<b>2- 5</b>	<b>5- 7</b>	<b>2-9</b>	<b>13-25</b>
Opp. Total	2-2	7-8	9-13	6-10	0-2	24-35

#### PASSING

	Att.	Comp.	Yards	Pct.	Avg./Att.
Trudeau	417	204	2225	48.9	5.34
Hogeboom	144	85	1154	59.0	8.01
Kiel	25	11	236	44.0	9.44
<b>COLTS TOTAL</b>	<b>586</b>	<b>300</b>	<b>3615</b>	<b>51.2</b>	<b>6.17</b>
Opp. Total	510	306	3933	60.0	7.71

# STATISTICS



## RECEIVING

	No.	Yds.	Avg.	LG	TD
Bouza	71	830	11.7	33	5
Brooks	65	1131	17.4	84	8
McMillan	34	289	8.5	45	0
Beach	25	265	10.6	26	1
Bentley	25	230	9.2	38	0
Boyer	22	237	10.8	38	1
Wonsley	16	175	10.9	60	0
Gill	16	137	8.6	15	0
Capers	9	118	13.1	27	0
LaFleur	7	56	8.0	11	0
Harbour/Sherwin	4/3	46/26	11.5/8.7	28/15	0/1
Murray/Martin	2/1	34/41	17.0/41.0	24/41	0/0
<b>COLTS TOTAL</b>	<b>300</b>	<b>3615</b>	<b>12.1</b>	<b>84</b>	<b>16</b>
Opp. Total	306	3933	12.9	72	28

## INTERCEPTIONS

	No.	Yds.	Avg.	LG	TD
Coleman	4	36	9.0	31	0
Hicks	2	16	8.0	16	0
Bickett	2	10	5.0	10	0
Daniel, E.	2	6	3.0	3	0
Daniel, K.	2	5	2.5	5	0
Holt	1	80	80.0	80	0
Hand	1	8	8.0	8	0
Armstrong/Cooks	1/1	4/1	4.0/1.0	4/1	0/0
<b>COLTS TOTAL</b>	<b>16</b>	<b>166</b>	<b>10.4</b>	<b>80</b>	<b>0</b>
Opp. Total	24	310	12.9	40	2

## SCORING

	TDR	TDP	TDRt	PAT	FG	S	TP
Biasucci				26-27	13-25		65
Brooks		8					48
Bouza		5					30
Bentley	3						18
McMillan	3						18
Hogeboom	1						6
Trudeau	1						6
Wonsley/Gill	1/1						6/6
Daniel, E.			1				6
Boyer		1					6
Beach/Sherwin		1/1					6/6
Leiding						1	2
<b>COLTS TOTAL</b>	<b>10</b>	<b>16</b>	<b>1</b>	<b>26-27</b>	<b>13-25</b>	<b>1</b>	<b>229</b>
Opp. Total	14	28	5	46-47	24-36	0	400

## SCORE BY PERIODS

	1	2	3	4	OT	Total
<b>COLTS</b>	<b>51</b>	<b>41</b>	<b>55</b>	<b>82</b>	<b>0</b>	<b>229</b>
Opp. Total	123	101	106	70	0	400

TD	Pct. TD	Int.	Pct. Int.	LG	Lost/Att.	Rating
8	1.9	18	4.3	84	29/213	53.6
6	4.2	6	4.2	60	18/144	81.2
2	8.0	0	0.0	50	5/ 42	104.8
<b>16</b>	<b>2.7</b>	<b>24</b>	<b>4.1</b>	<b>84</b>	<b>53/406</b>	<b>62.5</b>
28	5.5	16	3.1	72	24/194	89.0



# STATISTICS

## 1986 TEAM

	Colts	Opponent				
<b>TOTAL FIRST DOWNS</b>	278	334				
Rushing	77	123				
Passing	173	185				
Penalty	28	26				
3rd Down: Made/Att.(%)	78/225 34.7%	86/206 41.7%				
4th Down: Made/Att.(%)	10/29 34.5%	1/5 20.0%				
<b>TOTAL NET YARDS</b>	4700	5701				
Avg. Per Game	293.8	356.3				
Total Plays	1046	1051				
Avg. Per Play	4.5	5.4				
<b>NET YARDS RUSHING</b>	1491	1962				
Avg. Per Game	93.2	122.6				
Total Rushes	407	517				
<b>NET YARDS PASSING</b>	3209	3739				
Avg. Per Game	200.6	233.7				
Tackled/Yards Lost	53/406	24/194				
Gross Yards	3615	3933				
Attempts/Completions	586/300	510/306				
Pct. of Completions	51.2	60.0				
Had Intercepted	24	16				
<b>PUNTS/AVERAGE</b>	81/44.7	67/40.5				
<b>NET PUNTING AVG.</b>	36.9	35.5				
<b>PENALTIES/YARDS</b>	100/885	99/723				
<b>FUMBLES/BALL LOST</b>	41/20	40/19				
<b>TOUCHDOWNS</b>	27	47				
Rushing	10	14				
Passing	16	28				
Returns	1	5				
Time of Possession	472:32	488:48				
<b>SCORE BY PERIODS</b>	1	2	3	4	OT	Total
<b>COLTS</b>	51	41	55	82	0	229
Opp. Total	123	101	106	70	0	400

Tate Randle was a stellar performer on Colts special teams in 1986.





# STATISTICS



## 1986 DEFENSIVE

Player	Total Tackles	Solo	Assist	Sacks-Yds
Odom	151	98	53	1-10
Bickett	144	104	40	6-58
Ahrens	94	59	35	2-26
Thompson	86	61	25	4-18.5
Hand	82	53	29	5-32
Glasgow	80	53	27	—
Coleman	79	65	14	—
Armstrong	71	45	26	3-21
E. Daniel	69	52	17	—
Cooks	64	48	16	1-13
Kellar	64	47	17	1- 6.5
Krauss	49	34	15	—
Randle	40	25	15	—
Hicks	39	23	16	—
Broughton	34	22	12	1- 9
Holt	30	21	9	—
Lowry	29	19	10	—
K. Daniel	29	15	14	—
Hunley	23	17	6	—
Clinkscale	12	10	2	—
Sims	8	7	1	—
Haines	7	4	3	—
Davis#	5	5	0	—
Lush#	2	2	0	—
Ballage	2	1	1	—
Leiding	1	1	0	—
Jackson#	1	0	1	—

**FORCED FUMBLE:** Ahrens 4, Glasgow 3, Armstrong 2, Hand 2, Odom 2, Bickett, Coleman, Cooks, Hicks, Kellar, Thompson

**RECOVERED FUMBLE:** Armstrong 3, Hand 2, Glasgow 2, Odom 2, Bickett, Broughton, Coleman, E. Daniel, K. Daniel, Hunley, Krauss

#No longer with club

## 1986 SPECIAL TEAMS

	KICKOFF		PUNT		TOTAL
	Solo	Assisted	Solo	Assisted	
Tate Randle	4	4	10	3	21
Owen Gill	4	3	6	4	17
Orlando Lowry	0	3	5	4	12
Pat Beach	0	0	8	3	11
Albert Bentley	5	3	3	0	11
Dave Ahrens	1	1	5	4	11
Jeff Leiding	2	2	5	1	10
Mark Boyer	0	0	3	4	7
John Holt	1	0	4	0	5
Duane Bickett	0	0	4	1	5
Dean Biasucci	3	2	0	0	5
Eugene Daniel	3	2	0	0	5
LaMonte Hunley	1	0	2	2	5
Kenny Daniel	3	0	1	0	4
Glen Redd	4	0	0	0	4
Hubert Oliver#	3	1	0	0	4
Bill Brooks	0	0	2	2	4
Dextor Clinkscale	2	1	0	0	3
Karl Baldischwiler	0	0	2	0	2
Pat Ballage	2	0	0	0	2
Preston Davis#	2	0	0	0	2
Greg LaFleur#	2	0	0	0	2
George Wonsley	2	0	0	0	2
Cliff Odom	0	0	0	1	1
Harvey Armstrong	0	0	0	1	1
Dwight Hicks	0	1	0	0	1
Tim Sherwin	0	0	0	1	1

#No longer with club



# STATISTICS

## 1986 GAME-BY-GAME — TEAM

### OFFENSE

Opponent	FIRST DOWNS			NET OFF		RUSHING		PASSING			TD	Int.	PEN No-Yds.	PUNTS No/Avg		
	T	R	P	T	PL	T	Att.	Net	Sacks	Gross					Att.	Comp.
9/ 7 at New England	15	5	9	284	64	91	26	193	6/ 48	241	32	15	0	5- 47	6/46.8	
9/14 at Miami	15	5	8	253	62	75	25	178	7/ 60	238	30	18	0	4- 31	5/48.2	
9/21 LA Rams	14	5	8	177	59	55	20	122	7/ 63	185	32	17	0	7- 86	7/45.4	
9/28 New York Jets	16	4	10	282	78	52	24	230	1/ 3	233	53	21	1	4- 65	5/38.0	
10/ 5 at San Francisco	17	4	13	323	70	95	29	228	2/ 24	252	39	18	1	10- 60	5/40.4	
10/12 New Orleans	22	3	14	382	73	95	26	287	3/ 28	315	44	24	2	9- 68	4/54.5	
10/19 at Buffalo	20	9	9	297	70	130	28	167	1/ 8	175	41	19	1	13-151	3/45.7	
10/26 Miami	17	6	10	303	60	182	36	121	0/ 0	121	24	14	0	3- 18	3/43.6	
11/ 2 Cleveland	20	5	12	264	74	105	25	159	7/ 49	208	42	20	1	7- 52	6/46.5	
11/ 9 New England	17	6	11	297	65	85	26	212	3/ 24	236	36	19	1	7- 85	6/48.5	
11/16 at New York Jets	23	3	17	408	82	58	23	350	2/ 9	359	57	27	1	6- 40	5/43.4	
11/23 at Houston	13	3	8	242	60	64	22	178	2/ 19	197	36	16	2	1- 15	8/42.8	
11/30 San Diego	11	4	5	177	48	55	17	122	3/ 8	130	28	15	0	5- 53	5/39.2	
12/ 7 at Atlanta	14	4	9	225	51	74	19	151	3/ 16	167	29	15	2	6- 35	5/36.0	
12/14 Buffalo	21	4	16	375	66	79	30	296	3/ 22	318	33	23	2	7- 40	4/49.0	
12/21 at LA Raiders	23	7	14	411	64	196	31	215	3/ 25	240	30	19	2	6- 39	4/50.7	
<b>TOTAL</b>	<b>278</b>	<b>77</b>	<b>173</b>	<b>4700</b>	<b>1046</b>	<b>1491</b>	<b>407</b>	<b>3209</b>	<b>53/406</b>	<b>3615</b>	<b>586</b>	<b>300</b>	<b>16</b>	<b>24</b>	<b>100-885</b>	<b>81/44.7</b>

## CAREER MILESTONES TO LOOK FOR IN 1987

**WR—MATT BOUZA** needs 731 reception yards to move past **Willie Richardson** (2,883) into tenth-place in Colts career reception yardage. Bouza needs 738 reception yards to move past **Ray Butler** (2,890) into ninth-place in Colts history in career reception yardage. He needs 53 receptions to move past **Glenn Doughty** and **Jim Mutscheller** (219) into ninth-place in Colts career receptions.

**QB—JACK TRUDEAU** needs 260 pass attempts to move past **Greg Landry** (533), **Marty Domres** (576) and **Earl Morrall** (676) into fourth-place in Colts history for career attempts. He needs 160 completions to move past **George Shaw** (210), Domres (293), Landry (308) and Morrall (363) into fourth-place in Colts career completions. Trudeau needs 1,247 passing yards to move past Shaw (2,820), Landry (3,402) and Domres (3,471) into fifth-place in Colts career passing yardage.

**QB—GARY HOGEBOOM** needs 274 pass attempts to move past **Gary Cuozzo** (208), **Gary Kerkorian** (248), **Bill Troup** (316), **George Shaw** (410) and **Jack Trudeau** (417) into seventh-place in Colts career attempts. Hogeboom needs 224 completions to move past Cuozzo (105), Kerkorian (134), Troup (162), Trudeau (204), Shaw (210), **Marty Domres** (293) and **Greg Landry** (308) into fifth-place in Colts career completions. He needs 2,318 yards to move past Cuozzo (1,391), Kerkorian (1,783), Troup (1,999), Trudeau (2,225), Shaw (2,820), Landry (3,402) and Domres (3,471) into fifth-place in Colts career passing yardage.

**RB—GEORGE WONSLEY** needs 737 rushing yards to move past **John Unitas** (1,777) into tenth-place in Colts career rushing.

**CB—EUGENE DANIEL** needs six interceptions to move past **Mike Curtis** and **Bill Pellington** (21) into ninth-place in Colts career interceptions.

**KOR—ALBERT BENTLEY** needs 26 kickoff returns to move past **Larry Anderson** (62), **Tom Matte** (62) and **Nesby Glasgow** (84) into second-place in Colts career kickoff returns. Bentley needs nine kickoff return yards to move past **Jim Duncan** (1,369) into third-place in Colts career kickoff return yardage. He needs 544 yards to move past Glasgow (1,904) into second-place in Colts history in career kickoff return yardage.

# INDIANAPOLIS COLTS ALPHABETICAL ROSTER — TRAINING CAMP 1987

NO.	NAME	POS.	HT.	WT.	BIRTHDATE	NFL EXP.	COLLEGE	HOW ACC	HOMETOWN
30W	Adams, David	RB	5-6	168	06-24-64	1	Arizona	D12-87	Tucson, AR
37B	Alrens, Dave	LB	5-6	245	12-05-58	7	Wisconsin	TR -85	Oregon, WI
26W	Allen, Greg	WR	5-11	216	06-04-63	2	Florida State	FA -87	Milton, FL
70B	Amstrong, Hayey	NT	5-3	271	01-19-58	9	Southern Methodist	TR -83	Houston, TX
72W	Badsiszwiler, Karl	OT	5-5	280	01-19-58	9	Oklahoma	TR -83	Oklahoma, OK
40B	Baliga, Pat	S	6-1	207	04-08-64	1	Notre Dame	FA -86	Mishawaka, IN
45W	Banks, Roy	WR	5-10	190	11-29-65	1	Eastern Illinois	D5 -87	Detroit, MI
81W	Beach, Pat	TE	6-4	250	12-28-59	5	Washington State	D6 -87	Pullman, WA
21W	Bellini, Mark	WR	5-11	185	01-19-64	1	Brigham Young	D7 -87	San Leandro, CA
97B	Bennett, Cornelius	LB	6-2	235	08-25-65	3	Alabama	D1 -87	Birmingham, AL
20W	Bentley, Albert	RB	5-11	213	08-15-60	3	Miami	SD2-84	Immokalee, FL
4W	Bisucci, Dean	K	6-0	193	07-25-62	3	Western Carolina	FA -86	Niagara Falls, NY
50B	Bloekt, Duane	LB	6-5	245	12-01-62	3	Southern Cal	D1 -85	Los Angeles, CA
61W	Blankenship, Brian	LB	6-1	284	04-07-63	1	Nebraska	FA -87	Omaha, NE
85W	Bouza, Matt	WR	6-3	210	04-08-58	6	California	FA -82	Sacramento, CA
84W	Boyer, Mark	TE	6-4	243	09-16-62	3	Southern Cal	D9 -85	Huntington Beach, CA
40W	Brandes, John	WR	6-2	237	04-02-64	2	Cameron	FA -87	Fort Riley, KA
80W	Brooks, Bill	WR	6-0	190	04-06-64	2	Boston University	D4 -86	Milton, MA
74W	Brotzki, Bob	OT	6-5	294	12-24-62	2	Syracuse	D9 -86	Sandusky, OH
68B	Broughton, Willie	NT	6-5	281	09-09-64	3	Miami	D4 -85	Fort Pierce, FL
48B	Bulluck, Brian	LB	6-3	231	10-29-65	1	N. Carolina State	FA -87	Roanoke Rapids, NC
71W	Call, Kevin	OT	6-7	249	11-28-61	4	Colorado State	D5B-84	Boulder, CO
65B	Celino, Mark	NT	6-2	280	01-28-61	3	Virginia Tech	FA -87	Yorkers, NY
47B	Chirascari, Dextor	S	6-0	196	04-13-62	7	Virginia Tech	FA -86	Greenville, SC
31B	Coleman, Leonard	S	6-2	201	01-30-62	3	Vanderbilt	D1 -84	Byrnton Beach, FL
28W	Colson, Edward	RB	6-0	251	09-08-63	1	North Carolina	FA -87	Oahu, HA
98B	Cooks, Johnie	LB	6-4	259	11-23-58	6	Mississippi State	D1A-82	Leland, MS
38B	Daniel, Eugene	CB	5-11	180	05-04-61	4	Louisiana State	D8 -84	Baton Rouge, LA
23B	Daniel, Kenny	CB	5-10	191	06-01-60	4	San Jose State	TR -86	Marinez, CA
69W	Dixon, Randy	OT	6-3	293	03-12-65	1	Pittsburgh	D4 -87	Clewiston, FL
53W	Donaldson, Ray	C	6-3	288	05-18-58	8	Georgia	D2A-80	Rome, GA
69B	Ellis, Bill	NT	6-3	263	12-28-58	9	Louisiana State	FA -87	New York, NY
29W	Enli, Richard	WR	6-7	263	12-28-58	9	Kent State	FA -87	Kansas City, KS
42W	Feldman, Todd	WR	5-10	183	08-07-62	1	Kent State	D3 -87	Philadelphia, PA
75W	Gambol, Chris	OT	6-6	290	09-14-64	1	Iowa	D3 -87	Pittsburgh, PA

# NUMERICAL ROSTER

3W	ROHN STARK	P
4W	DEAN BIASUCCI	K
5W	BLAIR KIEL	QB
7W	JACK HOGBOOM	QB
10W	JACK TRUDEAU	QB
14W	TERRY WUGENT	QB
20B	FREDDIE ROBINSON	DB
20W	ALBERT BENTLEY	DB
21B	JOHN BELT	CB
21W	MARK BELLINI	WR
23B	KENNY DANIEL	CB
23W	FREDDIE SIMS	RB
25B	NESBY GLASGOW	S
25W	JASON STARGEL	WR
26B	KIRK SPRINGS	DB
26W	GREG ALLEN	RB
27W	ELTON VEALS	RB
28B	CHUCKIE MILLER	DB
28W	EDWARD COLSON	DB
29B	DWIGHT HICKS	S
29W	RICHARD ESTELL	WR
30B	BRYANT JONES	DB
30W	DAVID ADAMS	RB
31B	LEONARD COLEMAN	S
31W	KYLE TORRELL	DB
32W	RANDY MC MILLAN	DB
34B	ROBERT LEDERKO	DB
34W	GEORGE WONSLEY	RB
35B	TATE HANDLE	S
35W	KENT HAGOOD	RB
36B	CHRIS GOODE	DB
36W	DAMON REILLY	WR
37W	ED WARD	DB
38B	EUGENE DANIEL	RB
38W	MIKE PRIOR	CB

## NATIONAL FOOTBALL LEAGUE

410 Park Ave., New York, N.Y. 10022  
(212) 758-1500

Commissioner	Pete Rozelle
Executive Director	Don Weiss
Counsel to the Commissioner	Jay Moyer
Director of Operations	Jan Van Duser
Director of Administration	Joe Rhein
Director of Public Relations	Jim Heffernan
Broadcast Coordinator	Val Pinchbeck, Jr.
Director of Security	Warren Welsh
Director of Personnel	Joel Bussert
Supervisor of Officials	Art McNally
AFC President	Lamar Hunt
Asst. to AFC President	Al Ward
NFC President	Wellington Mara
Asst. to NFC President	Bill Granholm
NFL Director of Information	Joe Browne
AFC Director of Information	Pete Abitante
NFC Director of Information	Dick Maxwell

### NFL PUBLIC RELATIONS DIRECTORS American Football Conference

Buffalo	Denny Lynch	(716) 648-1800
Cincinnati	Al Heim	(513) 621-3550
Cleveland	Kevin Byrne	(216) 696-5555
Denver	Jim Saccamono	(303) 296-1982
Houston	Chip Namias	(717) 797-9111
Kansas City	Gary Heise	(816) 924-9300
Los Angeles Raiders	Al LoCasale	(213) 322-3451
Miami	Eddie White	(305) 576-1000
New England	David Wintergrass	(617) 543-8200
New York Jets	Frank Ramos	(212) 421-6600
Pittsburgh	Dan Edwards	(412) 323-1200
San Diego	Rick Smith	(619) 280-2111
Seattle	Gary Wright	(206) 827-9777

### National Football Conference

Atlanta	Charlie Taylor	(404) 945-1111
Chicago	Ken Valdiserri	(312) 295-6600
Dallas	Doug Todd	(214) 556-9900
Detroit	Bill Keenist	(313) 335-4131
Green Bay	Lee Kemmel	(414) 494-2351
Los Angeles Rams	John Oswald	(714) 535-7267
Minnesota	Merrill Swanson	(612) 828-6500
New Orleans	Greg Suit	(504) 733-6147
New York Giants	Ed Croke	(201) 935-8111
Philadelphia	Ed Wisneski	(215) 463-2500
St. Louis	Bob Rose	(314) 421-0777
San Francisco	Jerry Walker	(415) 365-3420
Tampa Bay	Rick Odioso	(813) 870-2700
Washington	Donnie Tuck	(703) 471-9100

### Other Public Relations Contacts

Elias Sports Bureau	Seymour Siwoff	(212) 869-1530
Management Council	Vince Casey	(212) 832-2260
Hall of Fame	Don Smith	(216) 456-8207
ABC-TV	Irv Brodsky	(212) 887-6397
NBC-TV	Kevin Monaghan	(212) 664-2014
CBS-TV	Jay Rosenstein	(212) 975-6664

# INDIANAPOLIS COLTS ALPHABETICAL ROSTER—TRAINING CAMP 1987

## NUMERICAL ROSTER

NO.	NAME	POS.	HT.	WT.	BIRTHDATE	NFL EXP.	COLLEGE	HOW ACQ.	HOMETOWN
30W	Adams, David	RB	5-6	168	06-24-64	R	Arizona	D12-87	Tucson, AR
57B	Ahrens, Dave	LB	6-4	245	12-05-58	7	Wisconsin	TR -85	Oregon, WI
26W	Allen, Greg	RB	5-11	206	06-04-63	2	Florida State	FA -87	Milton, FL
79B	Armstrong, Harvey	NT	6-3	271	12-29-59	5	Southern Methodist	FA -86	Houston, TX
72W	Baldischwieler, Karl	OT	6-5	280	01-19-56	9	Oklahoma	TR -83	Okmulgee, OK
40B	Ballage, Pat	S	6-1	207	04-08-64	1	Notre Dame	FA -86	Mishawaka, IN
45W	Banks, Roy	WR	5-10	190	11-29-65	R	Eastern Illinois	D5 -87	Detroit, MI
81W	Beach, Pat	TE	6-4	250	12-28-59	5	Washington State	D6 -82	Pullman, WA
21W	Bellini, Mark	WR	5-11	185	01-19-64	R	Brigham Young	D7 -87	San Leandro, CA
97B	Bennett, Cornelius	LB	6-2	235	08-25-65	R	Alabama	D1 -87	Birmingham, AL
20W	Bentley, Albert	RB	5-11	213	08-15-60	3	Miami	SD2-84	Immokalee, FL
4W	Biasucci, Dean	K	6-0	193	07-25-62	3	Western Carolina	FA -86	Niagara Falls, NY
50B	Bickett, Duane	LB	6-5	245	12-01-62	3	Southern Cal	D1 -85	Los Angeles, CA
61W	Blankenship, Brian	LB	6-1	284	04-07-63	1	Nebraska	FA -87	Omaha, NE
85W	Bouza, Matt	WR	6-3	210	04-08-58	6	California	FA -82	Sacramento, CA
84W	Boyer, Mark	TE	6-4	243	09-16-62	3	Southern Cal	D9 -85	Huntington Beach, CA
40W	Brandes, John	TE	6-2	237	04-02-64	R	Cameron	FA -87	Fort Riley, KA
80W	Brooks, Bill	WR	6-0	190	04-06-64	2	Boston University	D4 -86	Milton, MA
74W	Brotzki, Bob	OT	6-5	294	12-24-62	2	Syracuse	D9 -86	Sandusky, OH
68B	Broughton, Willie	NT	6-5	281	09-09-64	3	Miami	D4 -85	Fort Pierce, FL
48B	Bulluck, Brian	LB	6-3	231	10-29-65	R	N. Carolina State	FA -87	Roanoke Rapids, NC
71W	Call, Kevin	OT	6-7	319	11-13-61	4	Colorado State	D5b-84	Boulder, CO
65B	Catano, Mark	NT	6-3	280	01-26-62	3	Valdosta State	FA -87	Yonkers, NY
47B	Clirkscale, Dextor	S	6-0	196	04-13-58	7	S. Carolina State	FA -86	Greenville, SC
31B	Coleman, Leonard	S	6-2	201	01-30-62	3	Vanderbilt	D1 -84	Boynton Beach, FL
28W	Colson, Edward	RB	6-0	251	09-08-63	1	North Carolina	FA -87	Oahu, HA
98B	Cooks, Johnie	LB	6-4	259	11-23-58	6	Mississippi State	D1a-82	Leland, MS
38B	Daniel, Eugene	CB	5-11	180	05-04-61	4	Louisiana State	D8 -84	Baton Rouge, LA
23B	Daniel, Kenny	CB	5-10	191	06-01-60	4	San Jose State	TR -86	Martinez, CA
69W	Dixon, Randy	OT	6-3	293	03-12-65	R	Pittsburgh	D4 -87	Clewiston, FL
53W	Donaldson, Ray	C	6-3	288	05-18-58	8	Georgia	D2a-80	Rome, GA
69B	Elko, Bill	NT	6-5	283	12-28-59	3	Louisiana State	FA -87	New York, NY
29W	Estell, Richard	WR	6-2	209	10-12-63	1	Kansas	FA -87	Kansas City, KS
42W	Feldman, Todd	WR	5-10	183	08-07-62	1	Kent State	FA -87	Philadelphia, PA
73W	Gambol, Chris	OT	6-6	290	09-14-64	R	Iowa	D3 -87	Pittsburgh, PA
44W	Gill, Owen	FB	6-1	236	02-19-62	3	Iowa	W -85	Brooklyn, NY
25B	Glasgow, Nesby	S	5-10	189	04-15-57	9	Washington	D8b-79	Los Angeles, CA
36B	Goode, Chris	DB	6-0	192	09-17-63	R	Alabama	D10-87	Town Creek, AL
96B	Grimley, Ed	LB	5-11	230	03-22-63	1	Akron	FA -87	Canton, OH
35W	Hagood, Kent	RB	5-11	225	03-10-63	1	South Carolina	FA -87	Easley, SC
90B	Haines, John	DL	6-6	262	12-16-61	3	Texas	FA -86	Fort Worth, TX
78B	Hand, Jon	DE	6-7	298	11-13-63	2	Alabama	D1 -86	Sylacauga, AL
87W	Harbour, James	WR	6-0	204	11-10-62	2	Mississippi	FA -86	Meridian, MS
29B	Hicks, Dwight	S	6-1	200	04-05-56	9	Michigan	FA -86	Mount Holly, NJ
75W	Hinton, Chris	OT	6-4	294	07-31-61	5	Northwestern	TR -83	Chicago, IL
7W	Hogeboom, Gary	QB	6-4	210	08-21-58	8	Central Michigan	TR -86	Grand Rapids, MI
21B	Holt, John	CB	5-10	179	05-14-59	7	West Texas State	TR -86	Lawton, OK
54B	Hope, Neil	LB	6-1	242	03-22-63	1	Southern Cal	FA -87	Memphis, TN
56B	Hunley, LaMonte	LB	6-1	240	01-31-63	3	Arizona	FA -85	Petersburg, VA
95B	James, June	LB	6-1	230	12-02-62	2	Texas	FA -87	Jennings, LA
30B	Jones, Bryant	DB	5-10	190	12-05-63	R	Toledo	FA -87	Detroit, MI
94B	Kellar, Scott	NT	6-3	285	12-31-63	2	Northern Illinois	D5a-86	Elgin, IL
5W	Kiel, Blair	QB	6-0	216	11-29-61	3	Notre Dame	FA -86	Columbus, IN
55B	Krauss, Barry	LB	6-3	268	03-17-57	9	Alabama	D1 -79	Pompano Beach, FL
34B	Ledenko, Robert	DB	6-2	197	05-28-63	1	Brigham Young	FA -87	Edmonton, Alberta, CA
92B	Leiding, Jeff	LB	6-3	232	10-28-61	2	Texas	FA -86	Kansas City, MO
49W	Lester, Keith	TE	6-5	235	05-28-62	1	Murray State	FA -87	Bartow, FL
59B	Lowry, Orlando	LB	6-4	243	08-14-61	3	Ohio State	FA -85	Shaker Heights, OH
32W	McMillan, Randy	FB	6-0	216	12-17-58	7	Pittsburgh	D1a-61	Jarrettsville, MD
28B	Miller, Chuckie	DB	5-8	173	05-09-65	R	UCLA	D8 -87	Anniston, AL
52B	Moon, Micah	LB	6-0	232	11-15-62	1	North Carolina	FA -87	Lynchburg, VA
31W	Morrell, Kyle	DB	6-1	190	10-09-63	1	Brigham Young	FA -87	Bountiful, UT
86W	Murray, Walter	WR	6-4	200	12-13-62	2	Hawaii	TR -86	Berkeley, CA
41W	Noble, James	WR	5-11	208	08-14-63	1	Stephen F. Austin	FA -87	Jacksonville, FL
14W	Nugent, Terry	QB	6-4	205	12-05-61	2	Colorado State	FA -87	Merced, CA
93B	Odom, Cliff	LB	6-2	242	08-15-58	7	Texas-Arlington	W -82	Beaumont, TX
51B	Ontko, Bob	LB	6-3	226	03-21-64	R	Penn State	D9 -87	Swoyersville, PA
62W	Osswald, Chris	OG	6-4	267	11-13-62	1	Wisconsin	FA -87	Dover, DE
68W	Patten, Joel	OT	6-7	294	02-07-58	2	Duke	FA -87	Augsburg, Germany
41B	Perryman, James	S	6-0	188	12-23-60	2	Millikin	FA -87	Walnut Creek, CA
39B	Prior, Mike	S	6-0	202	11-14-63	2	Illinois State	FA -87	Chicago Heights, IL
46W	Ramsey, Derrick	TE	6-5	256	12-23-56	9	Kentucky	FA -87	Hastings, FL
47W	Ramson, Eason	TE	6-2	245	04-30-56	8	Washington State	FA -87	Sacramento, CA
35B	Randle, Tate	S	6-1	202	08-15-59	6	Texas Tech	FA -86	Fort Stockton, TX
56B	Redd, Glen	LB	6-1	226	06-17-58	6	Brigham Young	FA -86	Ogden, UT
36W	Reilly, Dameron	WR	5-11	185	05-10-63	1	Rhode Island	FA -86	New York, NY
74B	Reyes, Orlando	DE	6-4	262	09-13-63	R	Tennessee	FA -87	Miami, FL
91B	Reynosa, Jim	DE	6-4	265	05-19-64	R	Arizona State	D11-87	Glendale, CA
20B	Robinson, Freddie	DB	6-1	185	02-01-64	R	Alabama	D6 -87	Mobile, AL
83W	Sherwin, Tim	TE	6-5	253	05-04-58	7	Boston College	FA -86	Watervliet, NY
37W	Simmons, Ed	RB	6-4	243	11-26-64	R	Texas	FA -87	Mineola, TX
52W	Simpson, Travis	C	6-2	266	11-19-63	R	Oklahoma	FA -87	Norman, OK
23W	Sims, Freddie	WR	5-10	210	01-04-63	1	Oklahoma	FA -87	Sacramento, CA
66W	Solt, Ron	OG	6-3	286	05-19-62	4	Maryland	D1b-84	Wilkes-Barre, PA
53B	Spann, Gary	LB	6-2	217	02-03-63	1	Texas Christian	FA -87	Dallas, TX
65W	Spivey, Lee	OL	6-2	304	12-17-58	1	Southern Methodist	FA -87	Houston, TX
26B	Springs, Kirk	DB	6-0	196	08-16-58	6	Miami (Ohio)	TR -87	Cincinnati, OH
25W	Stargel, Jason	WR	6-3	191	11-04-64	R	Cincinnati	FA -87	Cincinnati, OH
3W	Stark, Rohn	P	6-3	204	05-04-59	6	Florida State	D2b-82	Minneapolis, MN
73B	Studaway, Mark	DE	6-4	261	09-20-60	2	Tennessee	FA -87	Memphis, TN
67W	Thomas, Kelly	OT	6-5	270	09-09-60	3	Southern Cal	FA -87	Lynwood, CA
99B	Thompson, Donnell	DE	6-4	279	10-27-58	7	North Carolina	D1b-81	Lumberton, NC
10W	Trudeau, Jack	QB	6-3	213	09-09-62	2	Illinois	D2 -86	Livermore, CA
42B	Tullis, Willie	CB	5-11	198	04-05-58	7	Troy State	FA -87	Headland, AL
64W	Utt, Ben	OG	6-6	287	06-13-59	6	Georgia Tech	FA -82	Vidalia, GA
27W	Veals, Elton	RB	5-11	212	03-26-61	2	Tulane	FA -87	Baton Rouge, LA
39W	Walczak, Mark	TE	6-6	244	04-26-62	1	Arizona	FA -87	Rochester, NY
60W	Walker, Gary	C	6-3	286	12-15-63	1	Boston University	D5b-86	Portsmouth, NH
49B	Whittingham, Cary	LB	6-1	232	05-30-63	R	Brigham Young	FA -87	San Luis Obispo, CA
43W	Williams, Byron	WR	6-1	183	10-31-60	4	Texas-Arlington	FA -87	Texas, TX
61B	Williams, Isaac	NT	6-1	280	10-09-64	1	Florida State	FA -86	Sanford, FL
34W	Wonsley, George	RB	5-10	219	11-23-60	4	Mississippi State	D4b-84	Moss Point, MS
3W	ROHN STARK	P							
4W	DEAN BIASUCCI	K							
5W	BLAIR KIEL	QB							
7W	GARY HOGEBOOM	QB							
10W	JACK TRUDEAU	QB							
14W	TERRY NUGENT	QB							
20B	FREDDIE ROBINSON	DB							
20W	ALBERT BENTLEY	RB							
21B	JOHN HOLT	CB							
21W	MARK BELLINI	WR							
23B	KENNY DANIEL	CB							
23W	FREDDIE SIMS	RB							
25B	NESBY GLASGOW	S							
25W	JASON STARGEL	WR							
26B	KIRK SPRINGS	DB							
26W	GREG ALLEN	RB							
27W	ELTON VEALS	RB							
28B	CHUCKIE MILLER	RB							
28W	EDWARD COLSON	DB							
29B	DWIGHT HICKS	S							
29W	RICHARD ESTELL	WR							
30B	BRYANT JONES	DB							
30W	DAVID ADAMS	RB							
31B	LEONARD COLEMAN	S							
31W	KYLE MORRELL	DB							
32W	RANDY MCMILLAN	FB							
34B	ROBERT LDEKNO	DB							
34W	GEORGE WONSLEY	RB							
35B	TATE RANDLE	S							
35W	KENT HAGOOD	RB							
36B	CHRIS GOODE	DB							
36W	DAMEON REILLY	WR							
37W	ED SIMMONS	RB							
38B	EUGENE DANIEL	CB							
39B	MIKE PRIOR	S							
39W	MARK WALCZAK	TE							
40B	PAT BALLAGE	S							
40W	JOHN BRANDES	TE							
41B	JAMES PERRYMAN	S							
41W	JAMES NOBLE	WR							
42B	WILLIE TULLIS	CB							
42W	TODD FELDMAN	WR							
43W	BRYAN WILLIAMS	WR							
44W	OWEN GILL	FB							
45W	ROY BANKS	WR							
46W	DERRICK RAMSEY	TE							
47B	DEXTOR CLINKSCALE	S							
47W	EASON RAMSON	TE							
48B	BRIAN BULLUCK	LB							
49B	CARY WHITTINGHAM	LB							
49W	KEITH LESTER	TE							
50B	DUANE BICKETT	LB							
51B	BOB ONTKO	LB							
52B	MICAH MOON	LB							
52W	TRAVIS SIMPSON	C							
53B	GARY SPANN	LB							

## IMPORTANT DATES

### 1987

- April 28 . . . . . NFL Draft
- May 10-17 . . . . . Mini-Camp
- July 24 . . . . . Quarterbacks, rookies, free agents  
and injured veterans report to train-  
ing camp (Anderson College)
- July 31 . . . . . Veterans report to training camp
- August 14-16 . . . First weekend of preseason games
- August 28 . . . . . Break training camp
- September 1 . . . . Roster cutdown to maximum of 60  
players
- September 4-6 . . Final weekend of preseason games
- September 7 . . . . Roster cutdown to maximum of 45  
players
- September 13 . . . Regular season opens
- October 20 . . . . . Trading deadline
- December 28 . . . Regular season ends

### 1988

- January 3 . . . . . AFC & NFC First Round Playoff  
Games
- January 9-10 . . . AFC & NFC Divisional Playoffs
- January 17 . . . . . AFC & NFC Championship Games
- January 31 . . . . . Super Bowl XXII at San Diego, CA
- February 7 . . . . . Pro Bowl at Honolulu, Hawaii
- February 8 . . . . . Trading period begins

## COLTS 1987 HOTELS

### PRESEASON:

- |                         |                   |                |
|-------------------------|-------------------|----------------|
| Detroit, August 14-15   | Northfield Hilton | (313) 879-2100 |
| Minnesota, August 21-22 | Hyatt Regency     | (612) 370-1453 |

### REGULAR SEASON

- |                                  |                          |                |
|----------------------------------|--------------------------|----------------|
| St. Louis, September 26-27       | Marriott Pavilion        | (314) 421-1776 |
| Buffalo, October 3-4             | Hyatt Regency            | (716) 856-1234 |
| Pittsburgh, October 17-18        | Westin                   | (412) 281-7100 |
| New York Jets, October 31-Nov. 1 | Sheraton Meadowlands     | (201) 896-0500 |
| Miami, November 14-15            | Fort Lauderdale Marriott | (305) 463-4000 |
| New England, November 21-22      | Providence Marriott      | (401) 272-2400 |
| Cleveland, December 5-6          | Stouffer's on the Square | (216) 696-5600 |
| San Diego, December 19-20        | Intercontinental         | (619) 234-1500 |
| Indianapolis                     | Downtown Hyatt Regency   | (317) 632-1234 |

# 1986 GAME-BY-GAME — TEAM

## DEFENSE

Opponent	FIRST DOWNS			Pen.	NET OFF		RUSHING		PASSING			Att. Comp.	TD	Int.	PEN No-Yds.	PUNTS No/Avg
	T	R	P		T	PL	T	Att.	Net	Sacks	Gross					
9/ 7 at New England	20	7	12	1	373	69	122	39	251	1/ 1	252	29	18	0	4- 30	5/37.8
9/14 at Miami	21	9	12	0	388	57	134	28	254	0/ 0	254	29	17	1	6- 59	3/43.7
9/21 LA Rams	21	12	7	2	316	66	154	40	162	0/ 0	162	26	18	0	5- 35	5/32.6
9/28 New York Jets	17	2	12	3	251	71	85	35	166	2/ 18	184	34	19	2	7- 42	4/44.8
10/ 5 at San Francisco	16	6	10	0	358	57	110	25	248	4/ 26	274	28	18	3	8- 40	8/43.8
10/12 New Orleans	19	8	9	2	305	62	161	34	144	0/ 0	144	28	12	3	12- 80	5/42.2
10/19 at Buffalo	21	6	12	3	364	57	121	25	243	1/ 9	252	31	20	2	8- 69	2/23.0
10/26 Miami	21	7	14	0	340	71	97	29	243	0/ 0	243	42	23	1	3- 30	3/48.3
11/ 2 Cleveland	15	4	9	2	259	54	46	26	213	3/ 25	238	25	15	0	6- 53	6/45.8
11/ 9 New England	27	8	14	5	336	77	114	42	222	2/ 18	240	33	19	2	3- 10	5/43.8
11/16 at New York Jets	19	8	11	0	360	69	142	32	218	2/ 19	237	35	20	3	9- 50	5/41.2
11/23 at Houston	28	12	15	1	471	75	173	37	298	1/ 9	307	37	23	2	6- 60	2/44.0
11/30 San Diego	21	6	13	2	391	68	101	37	290	0/ 0	290	31	24	2	9- 70	3/36.7
12/ 7 at Atlanta	25	16	9	0	408	75	219	44	189	3/ 33	222	28	17	0	5- 33	4/23.0
12/14 Buffalo	18	6	10	2	358	54	94	23	264	2/ 13	277	29	18	1	3- 17	4/45.3
12/21 at LA Raiders	25	6	16	3	423	69	89	21	334	3/ 23	357	45	25	0	5- 45	3/44.0
<b>TOTAL</b>	<b>334</b>	<b>123</b>	<b>185</b>	<b>26</b>	<b>5701</b>	<b>1051</b>	<b>1962</b>	<b>517</b>	<b>3739</b>	<b>24/194</b>	<b>3933</b>	<b>510</b>	<b>306</b>	<b>16</b>	<b>99-723</b>	<b>67/45.0</b>





# STATISTICS

## 1986 GAME-BY-GAME INDIVIDUAL RUSHING

(ATT-YDS-LG-TD)

Opponent	McMillan	Wonsley	Bentley	Gill	Trudeau	Brooks	Kiel	Bouza	Hogeboom
9/7 @NE ..	15-51-14-0	2-14-13-0	2-6-4-0	1-4-4-0					6-16-6-0
9/14 @Mia..	7-13-4-0	3-16-7-0	9-19-5-1	3-13-7-0					2-3-2-0
9/21 RAMS .	7-11-4-0	10-29-10-1	1-2-2-0				1-9-9-0		
9/28 NYJ ...	11-28-7-0	8-(-2)-6-0	1-9-9-0	1-5-5-0	1-4-4-0	1-12-12-0			
10/5 @SF ...	11-27-8-0	5-16-9-0	3-15-8-0	8-37-8-1	2-0-0-0				
10/12 NO ...	11-36-14-0		10-44-21-0	4-15-5-0	2-0-0-0				
10/19 @Buf..	13-47-11-0	3-7-5-0	7-51-14-0	4-25-14-0	1-0-0-0				
10/26 MIA ...	5-25-14-1	18-99-46-0		12-54-15-0	1-4-4-0				
11/2 CLE ...	9-40-8-0	1-(-5)-(-5)-0		13-59-18-0	2-11-8-0				
11/9 NE ...	20-76-16-1			5-8-5-0	1-1-1-0				
11/16 @NYJ .	22-46-8-1							1-12-12-0	
11/23 @Hou..	16-57-11-0	1-5-5-0		1-4-4-0	1-0-0-0	1-(-14)-(-14)-0	2-11-6-0		
11/30 SD ...	8-22-9-0		8-33-18-0	1-1-1-1					
12/7 @Atl ..	15-67-28-0		4-7-5-1						
12/14 BUF ...	15-33-14-0	9-35-6-0	3-3-3-0			2-7-10-0			1-1-1-1
12/21 @Raid .	4-30-15-0		25-162-70-1	1-4-4-0					1-0-0-0
<b>TOTAL</b>	<b>189-609-28-3</b>	<b>60-214-46-1</b>	<b>73-351-70-3</b>	<b>53-228-18-1</b>	<b>13-21-8-1</b>	<b>4-5-12-0</b>	<b>3-20-9-0</b>	<b>1-12-12-0</b>	<b>10-20-9-1</b>

Capers . . . . 9/14 @Mia . . . . . 1-11-11-0





**1986 GAME-BY-GAME INDIVIDUAL RECEIVING**

(NO-YDS-LG-TD)

Opponent	Capers	Bouza	McMillan	Beach	Brooks	Boyer	Bentley	Gill	Murray	Wonsley
9/ 7 @NE . . . .	3- 54-27-0	3- 32-13-0	3- 12-11-0	2- 42-25-0	1- 38-38-0	1- 38-38-0	1- 16-16-0	1- 9- 9-0		
9/14 @Mia . . . .	1- 19-19-0	3- 45-21-0	3- 14-19-0		1- 11-11-0	1- 3- 3-0	5- 34-11-0	2- 24-15-0		1- 60-60-0
9/21 RAMS . . . .	3- 24-11-0	3- 43-25-0	1-(-1)-(-1)-0	2- 13- 8-0	2- 64-50-0	1- 11-11-0		1- 11-11-0		3- 2- 8-0
9/28 NYJ . . . . .	2- 21-11-0	3- 66-33-0	1- 1- 1-0	1- 8- 8-0	6- 73-22-1		1- 9- 9-0	3- 22- 8-0		2- 33-27-0
10/ 5 @SF . . . . .		6- 80-24-0	4- 25-11-0		2- 95-84-1		3- 19-19-0	1- 8- 8-0		
10/12 NO . . . . .		7- 94-24-2	2- 15-10-0	2- 18-11-0	3- 71-55-0	2- 18-14-0	7- 99-38-0			1- 0- 0-0
10/19 @Buf . . . .	WAIVED	7- 69-15-0	4- 27-10-0	1- 3- 3-0	5- 76-27-1		1-(-2)-(-2)-0			1- 2- 2-0
10/26 MIA . . . . .		3- 19- 7-0	1- 5- 5-0		2- 23-16-0			2- 19-11-0		4- 34-10-0
11/ 2 CLE . . . . .		5- 44-21-1	3- 57-22-0	1- 3- 3-0	5- 63-32-0			3- 20-11-0		
11/ 9 NE . . . . .		4- 40-19-1	3- 22-17-0	2- 9- 9-0	5- 99-49-0	2- 21-14-0		1- 11-11-0	2-34-24-0	
11/16 @NYJ . . . .		7- 76-14-0	1- 4- 4-0	3- 15- 7-0	9- 177-48-1	4- 23- 9-0		1- 12-12-0		
11/23 @Hou . . . . .		5- 66-33-0			7- 105-37-2	2- 22-18-0		1- 1- 1-0		
11/30 SD . . . . .		2- 17-10-0	1- 8- 8-0	1- 9- 9-0	7- 76-19-0		4- 20- 7-0			
12/ 7 @Atl . . . . .		4- 34-16-1	3- 23-21-0	3- 54-26-0	2- 30-28-1	2- 26-15-0	1- 0- 0-0			
12/14 BUF . . . . .		7- 79-27-0	4- 77-45-0	3- 33-15-1	2- 45-24-0	3- 38-23-0				3- 45-31-0
12/21 @Raid . . . .		2- 26-15-0		4- 58-21-0	6- 85-22-1	4- 37-19-1	2- 35-22-0			1-(-1)-(-1)-0
<b>TOTAL</b>	<b>9-118-27-0</b>	<b>71-830-33-5</b>	<b>34-289-45-0</b>	<b>25-265-26-1</b>	<b>65-1131-84-8</b>	<b>22-237-38-1</b>	<b>25-230-38-0</b>	<b>16-137-15-0</b>	<b>2-34-24-0</b>	<b>16-175-60-0</b>
Sherwin 10/ 5 @SF . . . . .	2-25-15-0		Harbour 9/14 @Mia . . . . .	1-28-28-0	LaFleur 10/26 MIA . . . . .	2-21-11-0	Martin 11/16 @NYJ . . . . .	1-41-41-0		
12/14 BUF . . . . .	1- 1- 1-1		9/21 RAMS . . . . .	1-18-18-0	11/ 2 CLE . . . . .	3-21- 8-0				
			9/28 NYJ . . . . .	2- 0- 2-0	11/16 @NYJ . . . . .	1-11-11-0				
					11/23 @Hou . . . . .	1- 3- 3-0				



# STATISTICS

## 1986 GAME-BY-GAME PASSING

(ATT-COMP-YDS-LG-TD-INT-SACK/YDS-RATING)

Opponent	Hogeboom			Trudeau			Kiel
9/ 7 @NE	32-15-	241-38-0-0-	6/ 48- 72.6	10- 5-	50-0- 0- 4/ 27-64.7		
9/14 @Mia	20-13-	188-60-0-1-	3/ 33- 74.7	22- 13-	95-0- 1- 3/ 30-50.7		10- 4- 90-0-0- 4/33-73.0
9/21 RAMS				53- 21-	233-1- 1- 1/ 3-51.9		
9/28 NYJ				39- 18-	252-1- 3- 2/ 24-44.2		
10/ 5 @SF				44- 24-	315-2- 1- 3/ 28-82.8		
10/12 NO				41- 19-	175-1- 1- 1/ 8-56.5		
10/19 @Buf				24- 14-	121-0- 1- 0/ 0-54.3		
10/26 MIA				42- 20-	208-1- 0- 7/ 49-70.5		
11/ 2 CLE				36- 19-	236-1- 4- 3/ 24-43.3		
11/ 9 NE				57- 27-	359-1- 4- 2/ 9-44.8		
11/16 @NYJ				21- 9-	51-0- 1- 1/ 10-30.3		15- 7-146-2-0-1/ 9-121.2
11/23 @Hou				28- 15-	130-0- 1- 2/ 1-51.2		
11/30 SD							
12/ 7 @Atl	29-15-	167-28-2-3-	3/ 16- 52.7				
12/14 BUF	33-23-	318-45-2-0-	3/ 22-120.8				
12/21 @Raid	30-19-	240-22-2-2-	3/ 25- 82.7				
<b>TOTAL</b>	<b>144-85-</b>	<b>1154-60-6-6-18/144-</b>	<b>81.2</b>	<b>417-204-</b>	<b>2225-8-18-29/213-53.6</b>		<b>25-11-236-2-0-5/42-104.8</b>

Bentley 11/30 SD ..... 0-0-0-0-0-1/7-39.6



## HISTORY OF THE COLTS

Professional football came to Indianapolis March 28, 1984, when Colts owner Robert Irsay moved the historic NFL franchise from Baltimore to Indianapolis—the friendly heart of the midwest.

The roots of the franchise go back to December 28, 1946, when the bankrupt Miami Seahawks of the All-America Football Conference were purchased and relocated in Baltimore by a group headed by Bob Rodenberg. As the result of a contest in Baltimore, won by Charles Evans of Middle River, Md., the team was renamed the "Colts."

On September 7, 1947, wearing green and silver uniforms, the Colts under Head Coach Cecil Isbell (formerly an All-American player and coach at Purdue University) won their initial AAFC game, 16-7, over the Brooklyn Dodgers. The team concluded its inaugural season before a record Baltimore crowd of 51,583 losing to the New York Yankees, 21-7. The Colts finished the year with a 2-11-1 record good for a fourth place finish in the Eastern Division.

The Colts completed the 1948 season with a 7-8 record, tying the Buffalo Bills for the division title. The Colts compiled a 1-11 slate in 1949. The All-America Football Conference and the National Football League merged in 1950 and the Colts became a member of the NFL. After posting a 1-11 record for the second consecutive year, the franchise was dissolved by the league on January 18, 1951 because of its failing financial condition.

After two full seasons without professional football, NFL Commissioner Bert Bell challenged the franchise in December of 1952 to sell 15,000 season tickets within six weeks in order to re-enter the NFL. That 15,000-ticket quota was reached in four weeks and three days.

On January 23, 1953, under the principal ownership of Carroll Rosenbloom, the NFL's Dallas Team franchise was moved to Baltimore where, keeping the "Colts" nickname, the Texan team colors of blue and white were inherited.

Before their first NFL season, the "new" Baltimore Colts engineered one of the biggest trades in sports history. In a deal with the Cleveland Browns involving 15 players, Baltimore received 10 Browns in exchange for five Colts. Among the players who came to Baltimore in the deal were Don Shula, Bert Rechichar, Carl Taseff and Art Spinney. These players helped the Colts open the 1953 NFL season with a 13-9 upset of the Chicago Bears in a game where Bert Rechichar set a then-NFL record with a 56-yard field goal.

In 1954, the Colts hired Weeb Ewbank as head coach. Ewbank would guide the Colts for the next nine seasons (the longest tenure of any Colt head coach) and lead the club to its first divisional and world championships.

On November 30, 1958, the Colts clinched their first Western Division title with a 35-27 win over San Francisco before a record home sellout crowd of 57,557. Four weeks later, Baltimore won its first World Championship, downing the New York Giants, 23-17, in the fabled "sudden-death" overtime contest at Yankee Stadium. The Colts repeated as champion in 1959, clinching their second Western Division crown and defeating the Giants, 31-16 in Baltimore for the World Title.

In January 1963, Don Shula replaced Weeb Ewbank as the team's third head coach since 1953. During the 1963 campaign, quarterback John Unitas led the Colts offense to eight team records



## HISTORY

---

and set a then-NFL individual passing mark of 237 completions. The Colts won a club record eleven consecutive games in 1964, enroute to clinching their third Western Conference title and first under Shula. During that campaign, Raymond Berry caught his 506th career pass and Lenny Moore scored 20 touchdowns, both NFL records at the time. The following year, Baltimore tied Green Bay for the Western Conference title. With halfback Tom Matte quarterbacking the club because of injuries to John Unitas and Gary Cuozzo, the Colts lost a controversial 13-10 "sudden-death" playoff contest to the Packers.

Under Shula, Baltimore made its first Super Bowl appearance in 1968. The club finished first in the Coastal Division with a 13-1 mark, then defeated Minnesota, 24-14, in the Western Conference Championship game and blanked Cleveland, 34-0, for the NFL Championship. The team went on to face the American Football League Champion New York Jets in Super Bowl III, losing a 16-7 upset.

In May of 1969, the NFL merged with the AFL and Baltimore, Pittsburgh and Cleveland joined the old AFL teams to form the American Football Conference of the NFL. For the 1970 season, the Colts were situated in the Eastern Division of the AFC and on September 20, the club won its first AFC game, 16-14, over San Diego. In mid-December, Baltimore clinched its first Eastern Division Championship with a 20-14 win at Buffalo, then defeated Cincinnati and Oakland in the playoffs to win the AFC Championship. On January 17, 1971, the Colts defeated the Dallas Cowboys in Super Bowl V, 16-13, on Jim O'Brien's 32-yard field goal with five seconds remaining in the game.

In July, 1972, the Colts came under new ownership as Robert Irsay acquired the club from Carroll Rosenbloom in exchange for the Los Angeles Rams.

In 1974, two young Colt stars established NFL records as running back Lydell Mitchell carried the ball 40 times against the New York Jets at Shea Stadium and quarterback Bert Jones completed 17 consecutive passes against the same Jet club later in the season. Mitchell set another mark that season, winning the league pass receiving title with 72 receptions.

In 1975, Mitchell would continue his record-setting pace by becoming the first running back in Colt history to rush for 1,000 yards, gaining 1,193 yards on 289 carries.

After posting a 2-12 record in 1974, Baltimore's fortunes began to change with the hiring of Ted Marchibroda as head coach in February, 1975. Marchibroda led the Colts to three consecutive Eastern Division titles before posting back-to-back 5-11 seasons in 1978-79.

The Colts named Mike McCormack to replace Marchibroda as head coach in January, 1980. The Colts improved to a 7-9 record in 1980 before recording the worst record in Club history with a 2-14 slate in 1981.

On December 21, 1981, the Colts named Frank Kush to replace McCormack as Head Coach. In addition, Club owner Robert Irsay announced the appointment of Ernie Accorsi as General Manager on May 16, 1982.

Under Kush's guidance, the Colts recorded their first winning preseason record (3-2) since 1970. After two weeks of regular season play, a players' strike resulted in the loss of seven games per team from the 1982 schedule and each team played a nine game schedule. The Colts finished the season with a record of 0-8-1.

The Colts received the first selection in the April 26, 1983 NFL draft and selected Stanford quarterback John Elway. Six days later



on May 2, the Colts traded Elway to Denver in exchange for the Broncos' 1983 first round choice, offensive tackle Chris Hinton, along with quarterback Mark Herrmann and Denver's first round choice in the 1983 NFL draft.

In 1983, the Colts forged the biggest turnaround in NFL history for a team that had gone winless the previous season. The 1983 Colts were 6-4 after week 10 and then went 7-9 on the season. The Chris Hinton acquisition proved successful as the rookie earned a starting berth at offensive guard for the AFC in the Pro Bowl. The Colts' running game came together as Curtis Dickey and Randy McMillan combined for just shy of 2,000 yards rushing to rank first in the AFC and second in the NFL.

Following the 1984 season, President Robert Irsay and General Manager Jim Irsay appointed Rod Dowhower as Head Coach on January 28, 1985. Dowhower posted a 5-11 mark that season with a club which rushed for a conference-leading 2,439 yards, fifth-best in the NFL. The team averaged 5.0 yards per attempt to lead the NFL, while marking the first time in a decade that an AFC team achieved that feat.

On December 1, 1986, Ron Meyer succeeded Dowhower as Head Coach. Meyer was instrumental in the Colts winning their final three games of the season to finish with a 3-13 record. Two of the season-ending triumphs came on the road.

In more than 30 years of National Football League competition, the Colts have achieved a 244-237-7 record, including three World Championships and 10 Conference or Divisional titles. The Colts' regular season victory total of 234 is among the highest of any NFL club over the last three decades.

The success of the Colt franchise is exemplified by the number of Colts who have been inducted into the Pro Football Hall of Fame. A total of six players have been selected for enshrinement including Raymond Berry, Art Donovan, Gino Marchetti, Lenny Moore, Jim Parker, John Unitas and Head Coach Weeb Ewbank.

## HISTORICAL HIGHLIGHTS

**December 28, 1946**—Bankrupt Miami Seahawks franchise of All-America Football Conference is moved to Baltimore. Bob Rodenberg heads purchasing group and team renamed Colts via fan contest.

**February 10, 1947**—Cecil Isbell named head coach.

**September 7, 1947**—Colts win inaugural AAFC game, defeating Brooklyn Dodgers 16-7 before 27,418 fans at Baltimore Stadium.

**September 28, 1947**—New York Yankees defeat Colts 21-7 before a then-record Baltimore crowd of 51,583. Colts place fourth in Eastern Division with 2-11-1 record, while drawing 199,661 fans.

**Spring, 1948**—Colts reorganize with over 200 stockholders. Jake Embry named president and Walt Driskill, general manager.

**December 12, 1948**—Buffalo Bills win playoff game for Eastern Division title in Baltimore 28-17 in game marked by near riot. Colts finish 7-8 under Isbell. Dick Barwegen named all-league guard and attendance totals 244,502.



## HISTORY

---

- Spring, 1949**—Driskill succeeds Embry as president, while continuing as general manager.
- Fall, 1949**—Isbell fired after first four games and Driskill named coach. Team finishes seventh in Eastern Division with 1-11 record. Barwegen again named all-league.
- December 9, 1949**—National Football League and AAFC reach "peace" agreement and Colts enter NFL for 1950 season.
- December 18, 1949**—Abraham Watner named Colts' president.
- Spring, 1950**—Clem Crowe named head coach.
- December 10, 1950**—Colts conclude 1-11 season with 15-14 defeat to Yanks at Yankee Stadium. Yanks will later become the Baltimore Colts.
- January 18, 1951**—Watner withdraws franchise and is paid \$50,000 for players by NFL.
- December 3, 1952**—Commissioner Bert Bell, addressing Advertising Club, issues challenge to Colts fans to sell 15,000 season tickets in six weeks to re-enter NFL.
- December 8, 1952**—Ticket drive officially begins with quota reached in four weeks, three days.
- January 11, 1953**—Carroll Rosenbloom, with 52 per cent control, heads ownership group including William F. Hilgenberg, Zanvyl Krieger, Thomas Mullan, Sr., and R. Bruce Livie.
- January 23, 1953**—Dallas Texan franchise moved to Baltimore, Don Kellett named president and general manager and Keith Molesworth, head coach.
- March 25, 1953**—Baltimore and Cleveland put together one of the biggest deals in sports history, a trade which involved 15 players. The Colts acquired 10 ex-Browns in exchange for five Colts. Players acquired by the Colts were quarterback Harry Agganis, tackle Dick Batten, end Gern Nagler, halfback Bert Rechichar, guard Ed Sharkey, tackle Stu Sheetz, halfback Don Shula, end Art Spinney, halfback Carl Taseff and guard Elmer Willhoite. Going to the Browns were linebacker Tom Catlin, tackle Don Colo, guard Hershel Forrester, tackle Mike McCormack and halfback John Pettibon.
- September 27, 1953**—Colts upset Chicago Bears 13-9 in NFL opener at Memorial Stadium before 23,715 fans.
- Spring, 1954**—Weeb Ewbank named head coach.
- February 4, 1957**—Carroll Rosenbloom named president.
- November 2, 1958**—Colts record club's first shutout, 56-0 over Green Bay Packers, to win sixth straight game and also set club record for largest margin of victory.
- November 16, 1958**—Colts defeat Chicago 17-0, marking first shutout for Bears in 149 games.
- November 30, 1958**—Colts clinch first Western Division title 35-27 over San Francisco before second straight record home sellout crowd of 57,557.
- December 28, 1958**—Colts defeat New York Giants 23-17 at Yankee Stadium in "sudden death" game for World Championship.



- December 12, 1959**—Colts score 24 fourth quarter points to rally from 10-point deficit and defeat Los Angeles 45-26 at the Coliseum for second Western Division championship.
- December 27, 1959**—Colts beat New York Giants 31-16 in Baltimore for second straight World Championship.
- December 11, 1960**—Touchdown passing streak by John Unitas snapped by Los Angeles at NFL record 47 games.
- January 8, 1963**—Don Shula relieves Weeb Ewbank as team's third head coach since 1953. Gino Marchetti and Bill Pellington later named first player-coach.
- December 15, 1963**—John Unitas concludes season with eight team and one then-NFL record of 237 completions.
- January 20, 1964**—Carroll Rosenbloom purchases all remaining stock to gain full ownership.
- November 22, 1964**—Colts win club record 10th straight game, 24-7 over Rams in Los Angeles, to clinch third Western Conference title.
- December 13, 1964**—Raymond Berry catches 506th career pass against Washington and Lenny Moore scores 20th touchdown of season, both NFL records at the time.
- December 27, 1964**—Browns defeat Colts 27-0 in NFL title game in Cleveland.
- December 26, 1965**—Packers edge Colts 13-10 in "sudden death" playoff for Western Conference crown. Tom Matte quarterbacks club in absence of injured John Unitas and Gary Cuozzo.
- June 8, 1966**—NFL and American Football League announce merger for 1970.
- January 23, 1967**—Don Kellett retires and Joe Campanella succeeds as general manager.
- February 15, 1967**—Joe Campanella, Colts GM passes away.
- March 17, 1967**—Publicity Director Harry Hulmes named general manager.
- November 5, 1967**—Colts score two late touchdowns to defeat world champion Packers 13-10 and snap five-game series losing string.
- December 17, 1967**—Unbeaten in 13 games (11-0-2), Colts drop final game of season in Los Angeles 34-10 to miss playoffs.
- August 3, 1968**—Art Donovan becomes first Colt to be included into Pro Football Hall of Fame.
- December 8, 1968**—Colts win Coastal Division title by virtue of Chicago's 17-16 win over Los Angeles. Colts defeated Green Bay 16-3 day before.
- December 22, 1968**—Colts defeat Minnesota 24-14 for Western Conference crown.
- December 29, 1968**—Colts shutout Cleveland 34-0 for NFL championship and first title since 1958-59.
- January 12, 1969**—New York Jets defeat Colts 16-7 in Super Bowl III at Orange Bowl.
- May 17, 1969**—Baltimore, Pittsburgh, and Cleveland join old AFL teams to form American Football Conference as NFL realigns.



## HISTORY

---

- January 6, 1970**—Don Klosterman named general manager.
- April 3, 1970**—Don McCafferty succeeds Don Shula as head coach. Shula quit to become head coach of Miami Dolphins.
- September 20, 1970**—Baltimore wins first AFC game, 16-14 over San Diego, in realigned NFL.
- December 13, 1970**—Colts clinch Eastern Division championship with 20-14 win at Buffalo.
- December 26, 1970**—Colts win AFC Divisional Playoff game with Cincinnati Bengals, 17-0.
- January 3, 1971**—Colts defeat Oakland 27-17 to win AFC Championship.
- January 17, 1971**—Colts win first AFC-NFC Super Bowl 16-13 over Dallas on Jim O'Brien's 32-yard field goal with five seconds to play at Orange Bowl.
- March 18, 1971**—Steve Rosenbloom named president and Carroll Rosenbloom, chairman of the board.
- January 2, 1972**—Miami defeats Baltimore 21-0 in AFC title game at Orange Bowl. Colts qualified for playoffs as wild card team and defeated Cleveland 20-3 in AFC playoffs.
- July 26, 1972**—Robert Irsay acquires Colts from Carroll Rosenbloom in exchange for Los Angeles Rams. Joe Thomas named Vice President and General Manager.
- July 29, 1972**—Gino Marchetti inducted into Pro Football Hall of Fame, joining Art Donovan.
- October 16, 1972**—John Sandusky replaced Don McCafferty as head coach after fifth game of season.
- January 22, 1973**—John Unitas goes to San Diego.
- February 14, 1973**—Howard Schnellenberger named head coach.
- July 28, 1973**—Raymond Berry and Jim Parker inducted into Pro Football Hall of Fame.
- September 29, 1974**—Joe Thomas replaces Howard Schnellenberger as head coach.
- October 20, 1974**—Lydell Mitchell establishes NFL single game record of 40 carries (156 yards) in 35-20 win over New York Jets at Shea Stadium.
- December 15, 1974**—Bert Jones completes NFL record 17 consecutive passes and Lydell Mitchell wins league pass catching title with 72 receptions, record then for running backs.
- January 15, 1976**—Ted Marchibroda named head coach.
- August 2, 1975**—Lenny Moore inducted into Pro Football Hall of Fame.
- December 7, 1975**—Lydell Mitchell rushes 119 yards against New York Giants at Shea Stadium to become first Colt running back to rush for 1,000 yards in a season.
- December 14, 1975**—Colts defeat Miami 10-7 on Toni Linhart's 31-yard field goal with 2:16 left to play in overtime.
- December 21, 1975**—Colts complete greatest turnaround season in NFL history with ninth straight win, defeating New England 34-21 at Memorial Stadium to finish 10-4 and win Eastern Division title.





- December 12, 1976**—Baltimore for the second consecutive year captured the AFC Eastern Division Championship after defeating Buffalo 58-20 in last home game of regular season.
- January 25, 1977**—Colts name Dick Szymanski, former Club director of Pro Personnel as General Manager; Ernie Accorsi, a former Colt PR Director, named to the post of Assistant General Manager.
- November 20, 1977**—Lydell Mitchell breaks Lenny Moore's career rushing record of 5174 yds. Mitchell ended the '77 season with 5487 yds.
- December 18, 1977**—Colts defeat New England in the season finale 30-24 to clinch their third consecutive AFC Eastern Divisional title with a 10-4 record. The Colts winning TD came on a 88-yard drive, the longest in Colts history.
- July 29, 1978**—Weeb Ewbank inducted into the Pro Football Hall of Fame.
- July 28, 1979**—John Unitas inducted into the Pro Football Hall of Fame.
- December 16, 1979**—Joe Washington sets team record with 82 receptions to lead NFL.
- January 16, 1980**—Mike McCormack named Head Coach.
- December 21, 1981**—Frank Kush named Head Coach.
- May 16, 1982**—Ernie Accorsi named General Manager.
- September 20, 1982**—After two weeks of regular season play, the NFL Players Association called a players' strike at 12:00 midnight (ET). It was the first in-season work stoppage in league history. The regular season resumed on Sunday and Monday, November 20-21. Eight weekends of the 16-week regular season were not played as scheduled. A ninth weekend of 14 games was rescheduled and played on Sunday and Monday, January 2-3, 1983. A total of 98 games were erased by the strike.
- April 26, 1983**—Colts select Stanford QB-John Elway with the first pick in the 1983 NFL draft.
- May 2, 1983**—Colts trade John Elway to Denver in exchange for Broncos' 1983 number one draft choice, OT-Chris Hinton, along with QB-Mark Herrmann and Denver's first round selection in the 1984 NFL draft.
- December 18, 1983**—Colts complete season at 7-9, marking the biggest turnaround in NFL history for a team that had gone winless the previous season.
- March 28, 1984**—Colts in Indianapolis
- April 18, 1984**—Indianapolis Colts tickets offered for sale. Over-whelming response yields 143,000 season ticket requests in two weeks.
- April 26, 1984**—Jim Irsay named general manager.
- December 13, 1984**—Hal Hunter named interim head coach.
- January 28, 1985**—Rod Dowhower named head coach.
- August 23, 1985**—Colts moved into new training complex in Indianapolis.
- April 19, 1986**—More than 10,000 fans visit Colts training complex during first-ever public open house.
- December 1, 1986**—Ron Meyer named head coach.



## ALL-TIME COACHES

### COLTS ALLTIME HEAD COACHES/ASSISTANTS

HEAD COACH	YEARS	RECORD	ASSISTANTS
Cecil Isbell	1947-49	9-23-1	Nick Campofreda; Don Edmunds; Andy Hewlett; Joel Hunt; John Taylor (1947); Tom Stidman (1947-48); Lou Defilippo (1948); Bill Conkright; Walter Driskill; Mike Michalske; Charles O'Rourke (1949)
*1 Walter Driskill	1949	1- 7	
Clem Crowe	1950	1-11	Joel Hunt; Wayne Milner; Rocco Pirro
Keith Molesworth	1953	3- 9	Otis Douglas; Ray Richards; Nick Wasyluk
Weeb Ewbank	1954-62	61-52-1	Russ Murphy; Joe Thomas (1954); Frank Cumiskey; Charles Winner (1954-62); Tom Hughes (1955); Frank Lauterbur (1955-56); Herman Ball (1956-62); John Bridgers; Bob Shaw (1957-58); Don McCafferty; John Sandusky (1959-62)
Don Shula	1963-69	75-26-4	Gino Marchetti; Jim Mutscheller; Bill Pellington (1963); Charles Winner (1963-65); Don McCafferty; John Sandusky (1963-69); Bill Arnsparger; Dick Bielski (1964-69); Chuck Noll (1966-68); Bob Boyd (1969)
Don McCafferty	1970-72	26-11-1	Lou Rymkus (1970); Dick Bielski; Bob Boyd; Hank Bullough; John Idzik; John Sandusky (1970-72); Bob (Red) Miller (1971-72)
*2 John Sandusky		4- 5	
Howard Schnellenberger	1973-74	4-13	Ray Callahan; Bobby Franklin; Dick Voris (1973); Peter McCulley; George Sefcik; George Young (1973-74); Don Doll; Frank Lauterbur, Jerry Smith (1974)
*3 Joe Thomas	1974	2- 9	
Ted Marchibroda	1975-79	41-36	Peter McCulley; Jerry Smith (1975-76); Frank Lauterbur (1975-77); Whitey Dovell (1975-78); Maxie Baughan; George Boutselis (1975-79); Dick Bielski; Ed Khayat (1977-79); Ralph Hawkins (1978); John Symank; Ernie Zwhalen (1979)
Mike McCormack	1980-81	9-23	Clyde Powers (1980); Dick Bielski; George Boutselis; John Idzik; Ed Khayat; John Symank; Joe Vitt; Chuck Weber; Ray Wietecha (1980-81); Bob Boyd (1981)
Frank Kush	1982-84	11-28-1	Bud Carson (1982); Bob Valsente (1982-83); Zeke Bratkowski; Gunther Cunningham; Hal Hunter; Richard Mann; Roger Theder; Rick Venturi; Mike Westhoff (1982-84); George Catavolos; Tom Zupancic (1984)
*4 Hal Hunter		0- 1	
Rod Dowhower	1985-86	5-24	Steve Sidwell (1985); John Becker; George Catavolos; George Hill; Tom Lovat; Billie Matthews; Chip Myers; Keith Rowen; Rick Venturi; Tom Zupancic (1985-86); John Marshall (1986)
*Ron Meyer		3- 0	
Ron Meyer	1987		John Becker; Leon Burtnett; George Catavolos; George Hill; Tom Lovat; John Marshall; Chip Myers; Keith Rowen; Rick Venturi, Tom Zupancic

\*1 Succeeded Isbell for last eight games

\*2 Succeeded McCafferty for last nine games

\*3 Succeeded Schnellenberger for last eleven games

\*4 Succeeded Kush for last game

\*5 Succeeded Dowhower for last three games



HALL OF FAME COLTS

**RAYMOND BERRY**, End, 6-2, 187, SMU

Retired in 1967 as the leading pass receiver in NFL history (now ranks fourth) with 631 receptions . . . selected as a "future" choice in the 20th round of the 1954 draft by the Colts . . . named all-pro three times (1958-60) and played in five Pro Bowl games . . . led NFL in receiving in 1958-60 . . . holds NFL championship game records for yardage (178) and receptions (12), which he set in the 1958 "sudden death" title game against the New York Giants . . . last career touchdown reception came against Dallas at Memorial Stadium on December 3, 1967 and covered five yards . . . born February 27, 1933 in Corpus Christi, Texas . . . attended Paris (Texas) High School . . . inducted in the Hall of Fame, July 28, 1973.



Year - Team	GP	No.	Yds.	Avg.	LG	TD
1955 - Balt	12	13	205	15.8	45	0
1956 - Balt	12	37	601	16.2	54	2
1957 - Balt	12	47	800	17.0	67t	6
1958 - Balt	12	56	794	14.2	54	9
1959 - Balt	12	66	959	14.5	55t	14
1960 - Balt	12	74	1298	17.5	70t	10
1961 - Balt	12	75	873	11.6	44	0
1962 - Balt	14	51	687	13.5	37	3
1963 - Balt	9	44	703	16.0	64t	3
1964 - Balt	12	43	663	15.4	46	6
1965 - Balt	14	58	739	12.7	40	7
1966 - Balt	14	56	789	14.0	40t	7
1967 - Balt	7	11	167	15.1	40	1
<b>TOTALS</b>	<b>153</b>	<b>631</b>	<b>9278</b>	<b>14.7</b>	<b>70t</b>	<b>68</b>

**ART DONOVAN**, Defensive Tackle, 6-3, 265, Boston College

The first Colt to enter the Hall of Fame, Donovan was inducted August 3, 1968 . . . played from 1953-61 with the current Colt franchise and with Baltimore in 1950, the New York Yanks, 1951, and Dallas Texans, 1952 . . . all-pro 1954-57 and played in the Pro Bowl game five times . . . one of the most popular Colts of all time . . . attended Notre Dame for one year, entered the Marines during World War II, and switched to Boston College after his service discharge . . . lettered four years (1946-49) as a tackle and was named All-East in 1948-49 . . . reported to training camp in 1962, but announced his retirement at age 37, before the season opened . . . he was honored and his jersey number, 70, retired in an emotional ceremony at Memorial Stadium on September 16, 1962 . . . attended St. Michael High School in New York City, where he was born June 5, 1925 in the Bronx . . . lives with his family in Towson, Maryland.





## HALL OF FAME

### **WEBB EW BANK**, Head Coach 1954-62

Ewbank led the Colts to consecutive World Championships in 1958 and 1959...defeated the N.Y. Giants 23-17 in sudden death overtime thriller called "the greatest game ever played" ...beat the Giants again in '59 31-16 to win second world title...had a career mark of 59-52-1 in 9 seasons with Colts...left Baltimore in '62 to become head coach of the N.Y. Jets...led the Jets to a Super Bowl Championship in '68 defeating the Colts 16-7 in Super Bowl III...had a career coaching record in New York of 71-77-6, giving him a career record of 130-129-7 for 20 years in the NFL/AFL...his 4-1 postseason mark gives him 134 career victories to rank 10th on the all-time list...is the only coach in NFL history to win world championships in both the NFL and AFL...nine years as head coach of the Colts is the longest coaching tenure in Colts history...born in Richmond, Indiana on May 6, 1907...attended Richmond High School where he was a three sport-star...graduated from Miami of Ohio in 1928...Coached basketball for 13 years at Miami...coached with Paul Brown at the naval base at Great Lakes...rejoined Brown in '49 as the Cleveland Browns tackle coach...joined the Colts in 1954 succeeding Keith Molesworth.



### **GINO MARCHETTI**, Defensive End, 6-4, 245, San Francisco

Marchetti, acclaimed as the greatest defensive end in pro football history during the 1969 NFL 50th anniversary, was inducted into the Hall of Fame on July 29, 1972...named all-pro nine consecutive seasons (1956-64) and played in every Pro Bowl game from 1954 through 1964, with the exception of the 1958 game, which he missed with a broken ankle suffered in the "sudden death" championship game against the New York Giants...announced retirement after the 1963 season, in which he also served as an assistant coach, but reconsidered and played in 1964...retired again following the 1964 season, but returned to play in four games in 1966, when the Colts suffered heavy injuries in the defensive line...played his final game on December 18, 1966 in San Francisco...fought in the "Battle of the Bulge" during World War II at the age of 18, after graduating from Antioch (Calif.) High School...was a 1951 All-West Coast tackle selection at San Francisco and played in the East-West and College All-Star games...born January 2, 1927 in Smithers, West Virginia...makes his home with his family in Devon, Pa.



1972 inductee Gino Marchetti appeared in 10 Pro Bowls and was named All-Pro nine times.

## HALL OF FAME



### LENNY MOORE, Running Back & Flanker, 6-1, 190, Penn State

Moore entered the Hall of Fame on August 2, 1975...retired in 1967 with 12,451 combined net yards in a 12-year career to rank 9th among the all-time NFL leaders...he gained 5174 yards rushing and 6039 yards on 363 receptions along with 1180 yards on kickoff returns and 56 yards on punt returns...scored 678 points on 113 touchdowns with stretches of 18 straight games scoring at least one touchdown and 11 straight scoring at least one touchdown rushing; both are NFL records...gained All America honors at Penn State and was the number one draft pick of the Colts in 1956...was named 1956 Rookie of the Year...selected Comeback Player of the Year and Most Valuable Player in 1964, when he scored 20 touchdowns, after many thought his career had ended...born November 25, 1933 in Reading, Pa., and attended Reading High School...lives with his wife and children in Baltimore.



Year - Team	RUSHING						RECEIVING				
	GP	No.	Yds.	Avg.	LG	TD	No.	Yds.	Avg.	LG	TD
1956 - Balt	12	86	649	7.5	79t	8	11	102	9.3	27	1
1957 - Balt	12	98	488	5.0	55t	3	40	687	17.2	82t	7
1958 - Balt	12	82	598	7.3	73t	7	50	938	18.8	77t	7
1959 - Balt	12	92	422	4.6	31t	2	47	846	18.0	71	6
1960 - Balt	12	91	374	4.1	57t	4	45	936	20.8	80t	9
1961 - Balt	13	92	648	7.0	54t	7	49	728	14.9	72t	8
1962 - Balt	10	106	470	4.4	25	2	18	215	11.9	80t	2
1963 - Balt	7	27	136	5.0	25t	2	21	288	13.7	34	2
1964 - Balt	14	157	584	3.7	32t	16	21	472	22.5	74t	3
1965 - Balt	12	133	464	3.5	28t	5	27	414	15.3	52t	3
1966 - Balt	13	63	209	3.3	18	3	21	260	12.4	36	0
1967 - Balt	14	42	132	3.1	21	4	13	153	11.8	37	0
<b>TOTALS</b>	<b>143</b>	<b>1069</b>	<b>5174</b>	<b>4.8</b>	<b>79t</b>	<b>63</b>	<b>363</b>	<b>6039</b>	<b>16.6</b>	<b>82t</b>	<b>48</b>

Kick-Off Returns: 49 - 1180 - 24.1 - 92t - 1

Punt Returns: 14 - 56 - 4.0 - 15 - 0

### JIM PARKER, Guard and Tackle, 6-3, 272, Ohio State

A member of both the Professional and National Football Foundation Halls of Fame...the Colts first draft pick in 1957, after twice being named All-America (1955-56) as a guard at Ohio State...winner of the 1956 Outland Trophy as the nation's outstanding lineman...also played linebacker collegiately...his 1954 team won the Rose Bowl and the national championship...named to the modern all-time All-America college football team in 1969, which was selected as part of the 100th anniversary of college football...was all-pro eight consecutive seasons (1958-65) and played in the Pro Bowl following each of those seasons...started as the left tackle for the Colts, was moved in 1962 to left guard, and back to tackle in 1966...announced retirement near end of the 1967 season in which he only played in three games because of a leg injury...played in 139 consecutive games, the second longest string in Colt history...streak ended when he missed the Colts game with San Francisco at Memorial Stadium on Oct. 10, 1967...born April 3, 1934 in Macon, Georgia and attended Scott High School in Toledo, Ohio...lives with his family in Baltimore.





## HALL OF FAME

**JOHN UNITAS, QB, 6-1, 196, Louisville**  
 1973 was the end of an era in the NFL. John Unitas, the greatest quarterback ever to put on shoulder pads, retired. After 18 years, Unitas left the game with a helmet full of records.



He was the first quarterback to pass for more than 40,000 yards. His NFL records include most consecutive seasons leading the league in touchdown passes (4) and most consecutive games with a TD pass (47), a feat that rivals Joe

DiMaggio's 56 game hitting streak.

He ended his career ranked number one in NFL history in six categories: most passes attempted (5,186), most passes completed (2,830), most yards gained passing (40,239), most seasons 3,000 yards or more passing (3), most games with 300 yards or more passing (26) and most touchdown passes (290).

He also set several post-season marks including highest career completion percentage (62.9) and most yards gained in championship play (1,177).

In his 17 seasons with the Colts, he established 22 records. During his stay in Baltimore, Unitas was named the NFL's Most Valuable Player three times and played in 10 Pro Bowls, the most ever by a Colt. He was 5 times named All-Pro.

With Unitas calling signals, the Colts won World Championships in 1958 and 1959 and the Super Bowl title in 1970.

Unitas opened his quarterbacking career with the Colts throwing an interception for a TD to J.C. Caroline of the Bears on October 21, 1956. He ended his career with the Colts by throwing a TD to Eddie Hinton on December 3, 1972. Between those two passes he provided an entire generation of football fans with memories and moments that they will never forget.

- 1956 Called the "Cinderella Kid" sets NFL mark for completion percentage by a rookie 55.6%
- 1957 Throws for 2,550 yds and 24 TDs and is named NFL MVP.
- 1958 Led Colts to 23-17 overtime win against N.Y. Giants for World Championship.
- 1959 Throws record 32 TDs and leads team to second World Championship
- 1960 Streak of 47 consecutive games with a TD pass ends. Sets an NFL record of 3,099 yds passing.
- 1963 Completes 237 passes for NFL record.
- 1964 Named the NFL's MVP, had only 6 of 305 pass attempts intercepted.
- 1966 Tops NFL record for career TDs with 232 and most yards gained passing 29,539.
- 1967 Leads the team to a 11-1-2 record and wins his third MVP award in the NFL.
- 1969 Named the NFL's greatest quarterback in honor of the 50th Anniversary of the league. Named the player of the decade by the Associated Press.
- 1970 Leads the team to its first AFC championship. Suffers a rib injury in the first half of the Colts 16-13 Super Bowl win over the Dallas Cowboys.
- 1973 Career ends with 40,239 yds passing on 5,186 attempts and 2,830 completions with 290 TDs, all NFL records.

Year - Team	Att.	Comp.	Yards	Pct.	TD	Int
1956 - Balt.	198	110	1498	55.6	9	10
1957 - Balt.	301	172	2550	57.1	24	17
1958 - Balt.	263	136	2007	51.7	19	7
1959 - Balt.	367	193	2899	52.6	32	14
1960 - Balt.	378	190	3099	50.3	25	24
1961 - Balt.	420	229	2990	54.5	16	24
1962 - Balt.	389	222	2967	57.1	23	23
1963 - Balt.	410	237	3481	57.8	20	12
1964 - Balt.	305	158	2824	51.8	19	6
1965 - Balt.	282	164	2530	58.2	23	12
1966 - Balt.	348	195	2748	56.0	22	24
1967 - Balt.	436	255	3428	58.5	20	16
1968 - Balt.	32	11	139	34.4	2	4
1969 - Balt.	327	178	2342	54.4	12	20
1970 - Balt.	321	166	2213	51.7	14	18
1971 - Balt.	176	92	942	52.3	3	9
1972 - Balt.	157	88	1111	56.1	4	6
1973 - S.D.	76	34	471	44.7	3	7
<b>TOTALS</b>	<b>5186</b>	<b>2830</b>	<b>40239</b>	<b>54.6</b>	<b>290</b>	<b>253</b>



## RETIRED COLTS JERSEYS

19 Johnny Unitas	70 Art Donovan
22 Buddy Young	77 Jim Parker
24 Lenny Moore	82 Raymond Berry
89 Gino Marchetti	

## ALL-PRO COLTS

*First-team selections only.*

- 1953—Tom Keane, HB  
 1954—Art Donovan, DT  
 1955—Alan Ameche, FB; Art Donovan, DT; Bert Rechichar, HB  
 1956—Art Donovan, DT; Gino Marchetti, DE  
 1957—Milt Davis, DHB; Art Donovan, DT; Gino Marchetti, DE; John Unitas, QB  
 1958—Raymond Berry, WR; Gene Lipscomb, DT; Gino Marchetti, DE; Lenny Moore, RB; Jim Parker, T; John Unitas, QB  
 1959—Raymond Berry, WR; Gene Lipscomb, DT; Gino Marchetti, DE; Lenny Moore, RB; Andy Nelson, DHB; Jim Parker, T; Art Spinney, G; John Unitas, QB  
 1960—Raymond Berry, WR; Gene Lipscomb, DT; Gino Marchetti, DE; Lenny Moore, RB; Jim Parker, T  
 1961—Gino Marchetti, DE; Lenny Moore, RB; Jim Parker, T  
 1962—Gino Marchetti, DE; Jim Parker, G-T  
 1963—Gino Marchetti, DE; Jim Parker, G  
 1964—Bob Boyd, DHB; Gino Marchetti, DE; Lenny Moore, RB; Jim Parker, G; John Unitas, QB; Bob Vogel, T  
 1965—Bob Boyd, DHB; Jimmy Orr, FL; Jim Parker, G; John Unitas, QB; Bob Vogel, T  
 1966—Bob Boyd, DHB; John Mackey, TE  
 1967—John Mackey, TE; Willie Richardson, FL; John Unitas, QB; Bob Vogel, T  
 1968—Bob Boyd, DHB; Mike Curtis, LB; John Mackey, TE; Earl Morrall, QB; Bob Vogel, T; Rick Volk, S  
 1969—David Lee, P  
 1970—David Lee, P; Jerry Logan, S; Bubba Smith, DE; Rick Volk, S  
 1971—Ted Hendricks, LB; Bubba Smith, DE; Rick Volk, S  
 1975—George Kunz, T  
 1976—John Dutton, DE; Bert Jones, QB  
 1983—Rohn Stark, P

Colts punter Rohn Stark earned All-Pro honors in 1983.





## PRO BOWL COLTS

### PRO BOWL COLTS

*Selections are listed by seasons and not by the year in which the Pro Bowl game was played. (\*) Pro Bowl Outstanding Players*

- 1953—Dick Barwegen, Art Donovan, Tom Keane, George Taliaferro
- 1954—Art Donovan, Gino Marchetti, Buddy Young
- 1955—Alan Ameche, Art Donovan, Gino Marchetti, Bert Rechichar, Dick Szymanski
- 1956—Alan Ameche, Art Donovan, Gino Marchetti, Lenny Moore, Bert Rechichar \*
- 1957—Alan Ameche, Art Donovan, Gino Marchetti, Jim Mutscheller, Bert Rechichar, John Unitas
- 1958—Alan Ameche, Raymond Berry, Don Joyce, Gene Lipscomb, Lenny Moore, Jim Parker, John Unitas
- 1959—Raymond Berry, Gene Lipscomb \*, Gino Marchetti, Lenny Moore, Jim Parker, Art Spinney, John Unitas \*
- 1960—Gino Marchetti, Lenny Moore, Andy Nelson, Jim Parker, Art Spinney, John Unitas \*
- 1961—Raymond Berry, Gino Marchetti, Lenny Moore, Jim Parker, John Unitas
- 1962—Raymond Berry, Gino Marchetti, Jim Parker, Dick Szymanski, John Unitas
- 1963—Raymond Berry, John Mackey, Gino Marchetti\*, Jim Parker, John Unitas \*
- 1964—Raymond Berry, Bobby Boyd, Gino Marchetti, Lenny Moore, Jim Parker, Dick Szymanski, Bob Vogel, John Unitas
- 1965—Jerry Logan, John Mackey, Jim Parker, Bob Vogel
- 1966—Ordell Braase, Lenny Lyles, John Mackey, John Unitas
- 1967—Ordell Braase, John Mackey, Fred Miller, Willie Richardson, John Unitas, Bob Vogel, Rick Volk
- 1968—Bob Boyd, Mike Curtis, John Mackey, Tom Matte, Earl Morrall, Willie Richardson, Bob Vogel
- 1969—Tom Matte, Fred Miller, Rick Volk
- 1970—Mike Curtis, Jerry Logan, Bubba Smith
- 1971—Norm Bulaich, Bill Curry, Mike Curtis, Ted Hendricks, Jerry Logan, Bubba Smith, Bob Vogel, Rick Volk
- 1972—Bill Curry, Ted Hendricks, Bruce Laird
- 1973—Ted Hendricks
- 1974—Mike Curtis
- 1975—John Dutton, George Kunz, Lydell Mitchell
- 1976—Roger Carr, John Dutton, Bert Jones, George Kunz, Toni Linhart, Lydell Mitchell
- 1977—Mike Barnes, John Dutton, George Kunz, Toni Linhart, Lydell Mitchell
- 1979—Joe Washington
- 1983—Chris Hinton
- 1985—Chris Hinton, Rohn Stark
- 1986—Ray Donaldson, Chris Hinton, Rohn Stark



# CHAMPIONSHIP GAMES



## COLTS CHAMPIONSHIP GAMES

### NFL CHAMPIONSHIP DEC. 28, 1958 YANKEE STADIUM

**BALTIMORE 23, NEW YORK 17**—Quarterback Johnny Unitas took the Colts 80 yards in 13 plays, the last a one-yard carry by Alan Ameche through the right side of the Giant line at 8 minutes, 15 seconds of sudden death overtime. The regulation game ended 17-17 when Baltimore's Steve Myhra booted a 20-yard field goal seconds from the gun. It has been called "the greatest game ever played" and the 64,185 who watched it at Yankee Stadium agree.

Baltimore 0 14 0 3 6-23  
New York 3 0 7 7 0-17  
NY—FG Summerall 36  
Balt—Ameche 2 plunge (Myhra kick)  
Balt—Berry 15 pass from Unitas (Myhra kick)  
NY—Triplet 1 plunge (Summerall kick)  
NY—Gifford 15 pass from Conerly (Summerall kick)  
Balt—FG Myhra 20  
Balt—Ameche 1 plunge (No conversion attempted)

#### Passing

Balt—Unitas (26-40-349). 1 TD. 1 Int. L-60  
NY—Conerly (10-14-187). 1 TD. 0 Int. L-67

#### Rushing

Balt—Ameche (14-65). Dupre (11-30).  
Moore (8-23)  
NY—Gifford (12-60). Webster (12-24)

#### Receiving

Balt—Berry (12-178). Moore (6-101). Mutscheller (3-46)  
NY—Rote (2-76). Schnelker (2-63)

### NFL CHAMPIONSHIP DEC. 27, 1959 BALTIMORE MEMORIAL STADIUM

**BALTIMORE 31, NEW YORK 16**—The Giants led 9-7 after three periods by virtue of three field goals by Pat Summerall, but Baltimore's crack defensive backfield took charge in the final quarter, three times making interceptions that resulted in scores. Colt quarterback Johnny Unitas scored one TD and passed for two before a home crowd of 57,545 in Memorial Stadium.

New York 3 3 3 7-16  
Baltimore 7 0 0 24-31  
Balt—Moore 59 pass from Unitas (Myhra kick)  
NY—FG Summerall 23  
NY—FG Summerall 37  
NY—FG Summerall 22  
Balt—Unitas 4 run (Myhra kick)  
Balt—Richardson 12 pass from Unitas (Myhra kick)  
Balt—Sample 42 intercepted pass (Myhra kick)  
Balt—FG Myhra 25  
NY—Schnelker 32 pass from Conerly (Summerall kick)

#### Passing

Balt—Unitas (18-29-264). 2 TDs. 0 Int. L-59  
NY—Conerly (16-35-232). 0 TDs. 2 Int. L-48

#### Rushing

Balt—Ameche (9-31). Sommer (6-15). Pricer (4-14)  
NY—Gifford (9-50). Triplet (5-37). Webster (8-25)

#### Receiving

Balt—Moore (3-126). Berry (5-68). Mutscheller (5-40)  
NY—Schnelker (9-175). Rote (2-41). King (4-17)

### NFL CHAMPIONSHIP DEC. 27, 1964 CLEVELAND STADIUM

**CLEVELAND 27, BALTIMORE 0**—Both teams drew blanks in the first half but the Browns nailed down the World Championship with a 17-point third quarter. Quarterback Frank Ryan and fullback Jim Brown made the Cleveland attack click, as it rolled up 20 first downs to Baltimore's 11 and outgained the Colts, 339 to 171 yards. Ryan completed 11 of 18 passes for 206 yards and three touchdowns—all to end Gary Collins from distances of 18, 42 and 51 yards, while the brilliant Brown bulled for 114 yards on 27 shots as Cleveland controlled the ball. Attendance was 79,544.

Baltimore 0 0 0 0-0  
Cleveland 0 0 17 10-27  
Cleve—FG Groza 43  
Cleve—Collins 18 pass from Ryan (Groza kick)  
Cleve—Collins 42 pass from Ryan (Groza kick)  
Cleve—Collins 51 pass from Ryan (Groza kick)  
Cleve—FG Groza 3

#### Passing

Balt—Unitas (12-20-95) 0 TDs. 2 Int. L-23  
Cleve—Ryan (11-18-206) 3 TDs. 1 Int. L-51

#### Rushing

Balt—Moore (9-40). Hill (9-31). Unitas (6-30)  
Cleve—Brown (27-114). L-46. Green (10-29)

#### Receiving

Balt—Berry (3-38). Orr (2-31). Lonck (3-18)  
Cleve—Collins (5-130). Brown (3-37). Brewer (2-26)



## CHAMPIONSHIP GAMES

### NFL WESTERN DIVISION PLAYOFF

DEC. 26, 1965 LAMBEAU FIELD

**GREEN BAY 13, BALTIMORE 10**—A courageous effort by the undermanned Colts was doomed by a pair of Don Chandler field goals—one with 1:58 remaining from 22 yards to tie the score and a second of 25 yards to conclude 13:39 of "sudden-death" action. The Colts had jumped ahead 7-0, after 21 seconds of play when Don Shinnick scooped up Bill Anderson's fumble and trudged 25 yards to the end zone. They protected their edge tenaciously until the finish as Tom Matte went the route at quarterback, rushing for 57 yards and passing for 40. Zeke Bratkowski, subbing for the injured Bart Starr, completed 22 of 39 aerials for 248 yards. The Packers ran 80 plays to the Colts' 59 and led in first downs, 23-9. Attendance was 50,484.

Baltimore 7 3 0 0 0-10  
Green Bay 0 0 7 3 3-13  
Balt—Shinnick 25 fumble return (Michaels kick)  
Balt—FG Michaels 15  
GB—Hornung 1 run (Chandler kick)  
GB—FG Chandler 22  
GB—FG Chandler 25

#### Passing

Balt—Matte (2-12-40), 0 TDs, 0 Int, L-16  
GB—Bratkowski (22-39-248), 0 TDs, 2 Int, L-33

#### Rushing

Balt—Matte (17-57), Hill (16-57), Moore (12-33)  
GB—Taylor (23-60), Hornung (10-33), Pitts (3-14)

#### Receiving

Balt—Mackey (3-25), Moore (2-15)  
GB—Anderson (8-78), Dowler (5-50), Hornung (4-42), Dale (3-63)

### NFL PLAYOFF

DEC. 22, 1968 BALTIMORE MEMORIAL STADIUM

**BALTIMORE 24, MINNESOTA 14**—It was a cold, rainy day when the Colts tucked away the Western Conference championship of the National Football League. Just as they had done earlier in the season, the Vikings provided some uncomfortable moments after the Colts managed to obtain a big lead. It wasn't until late in the first half that the Colts were able to nab a 7-0 lead on Earl Morrall's pass to Tom Mitchell after Willie Richardson's diving catch of a 33-yard aerial put the ball at the three. John Mackey's touchdown reception and Mike Curtis' 60-yard return of a fumble made it 21-0 after three quarters. Viking quarterback Joe Kapp refused to give up and fired TD passes to Bill Martin and Bill Brown before time ran out on him. Attendance was 60,238.

Minnesota 0 0 0 14-14  
Baltimore 0 7 14 3-24  
Balt—Mitchell 3 pass from Morrall (Michaels kick)  
Balt—Mackey 49 pass from Morrall (Michaels kick)  
Balt—Curtis 60 fumble return (Michaels kick)  
Minn—Martin 1 pass from Kapp (Cox kick)  
Balt—FG Michaels 33  
Minn—Brown 7 pass from Kapp (Cox kick)

#### Passing

Balt—Morrall (13-22-280), 2 TDs, 1 Int, L-49  
Minn—Kapp (26-44-287), 2 TDs, 2 Int

#### Rushing

Balt—Matte (14-31), Hill (8-10)  
Minn—Kapp (10-52), Brown (10-30)

#### Receiving

Balt—Richardson (6-148), Mackey (3-92), Orr (2-36)  
Minn—Brown (8-82), Washington (5-95), Beasley (5-69)

### NFL CHAMPIONSHIP

DEC. 27, 1968 CLEVELAND STADIUM

**BALTIMORE 34, CLEVELAND 0**—After a scoreless first period, Baltimore's Tom Matte scored two of his record-tying three touchdowns in a 17-point Colts' second quarter. Meanwhile, the capacity crowd of 80,628 at Cleveland Stadium saw the Browns held scoreless for only the second time in the club's history as the Colts registered their fourth shutout of the season.

Baltimore 0 17 7 10-34  
Cleveland 0 0 0 0-0  
Balt—FG Michaels 28  
Balt—Matte 1 run (Michaels kick)  
Balt—Matte 12 run (Michaels kick)  
Balt—Matte 2 run (Michaels kick)  
Balt—FG Michaels 10  
Balt—T. Brown 4 run (Michaels kick)

#### Passing

Balt—Morrall (11-25-269) 0 TDs, 1 Int, L-38  
Clev—Nelson (11-26-132) 0 TDs, 2 Int, L-22, Ryan (2-6-19)

#### Rushing

Balt—Matte (17-88), L-12, Hill (11-60), T. Brown (5-18)  
Clev—Kelly (13-28), Harraway (6-26)

#### Receiving

Balt—Richardson (3-78), Mackey (2-34), Orr (2-33)  
Clev—Morin (3-41), Harraway (4-40), Warfield (2-30)

# CHAMPIONSHIP GAMES



## SUPER BOWL III

JAN. 12, 1969 MIAMI ORANGE BOWL

**NEW YORK JETS 16, BALTIMORE 7**—At Miami Orange Bowl Stadium, attendance 75,337. Jets' quarterback Joe Namath "guaranteed" victory on the Thursday before the game, then went out and led the AFL to its first Super Bowl victory over a Baltimore team that had lost one of 16 games all season. Namath, chosen the outstanding player, completed 17 of 28 passes for 206 yards and directed a steady attack that dominated the NFL champions after the Jet defense had intercepted Colt quarterback Earl Morrall three times in the first half. The Jets had 337 total yards, including 121 yards rushing by Matt Snell. John Unitas, who had missed most of the season with a sore elbow, came off the bench and led Baltimore to its only touchdown late in the fourth quarter after New York led 16-0.

New York (AFL) 0 7 6 3-16  
 Baltimore (NFL) 0 0 0 7-7  
 NY—Snell 4 run (Turner kick)  
 NY—FG Turner 32  
 NY—FG Turner 30  
 NY—FG Turner 9  
 Balt—Hill 1 run (Michaels kick)

### Passing

Balt—Morrall (6-17-71) 0 TDs, 3 Int. L-30  
 Unitas (11-24-110) 0 TDs, 1 Int. L-21  
 NY—Namath (17-28-206) 0 TD, 0 Int. L-39  
 Parrilli (0-1-0)

### Rushing

Balt—Matte (11-116), L-58, Hill (9-29), L-12  
 NY—Snell (30-121), L-12, Boozer (10-29)

### Receiving

Balt—Richardson (6-58), Orr (3-42), Mackey (3-35)  
 NY—Sauer (8-133), Snell (4-40)

## AFC PLAYOFF

DEC. 26, 1970 BALTIMORE MEMORIAL STADIUM

**BALTIMORE 17, CINCINNATI 0**—Attendance 51,127. John Unitas connected with TD passes to Roy Jefferson and Ed Hinton in the first and fourth quarters and led the Colts into the AFC title game by defeating Cincinnati. The Baltimore defense came through on a cold, windy day and limited Cincinnati to 63 yards rushing and 76 yards passing. Norm Bulaich, Colts' rookie rusher, picked up 116 yards on 25 carries. Jim O'Brien, Colts' rookie kicker and leading scorer, connected with a 44-yard FG, missed one from the same distance. A 49-yard FG try by Horst Muhlmann was blocked by Ray May. Mike Curtis, Colts' middle linebacker, made the game's only interception, picking off one of Virgil Carter's fourth-period passes, to set up an eventual final Colt score.

Cincinnati 0 0 0 0-0  
 Baltimore 7 3 0 7-17  
 Balt—Jefferson 45 pass from Unitas (O'Brien kick)  
 Balt—FG O'Brien 44  
 Balt—Hinton 53 pass from Unitas (O'Brien kick)

### Passing

Balt—Unitas (6-17-145), 2 TDs, 0 Int. L-53  
 Cin—Carter (7-20-64), 0 TDs, 1 Int. L-29  
 Wyche (1-1-29), 0 TDs, 1 Int

### Rushing

Balt—Bulaich (25-116), Nowatzke (10-25)  
 Cin—Robinson (5-25), Phillips (10-12)

### Receiving

Balt—Hinton (3-86), Jefferson (2-51)  
 Cin—Myers (4-66), Phillips (2-12)

## AFC CHAMPIONSHIP

JAN. 3, 1971 BALTIMORE MEMORIAL STADIUM

**BALTIMORE 27, OAKLAND 17**—At Memorial Stadium, Baltimore, Md., attendance 56,368. Johnny Unitas' passing and play calling, and the running of rookie Norm Bulaich, powered the Colts to the first AFC Championship. Bulaich scored twice and Unitas picked up 245 yards on 11 completions, with his key one coming in the fourth quarter on a 68-yard touchdown reception by Ray Perkins out of a formation of four wide receivers. George Blanda (who at 43 became the oldest player to perform in a title game when he replaced injured Daryle Lamonica in the second period) threw TD passes to Fred Biletnikoff and Warren Wells, but was intercepted three times. Ed Hinton caught five passes for the Colts for 115 yards.

Oakland 0 3 7 7-17  
 Baltimore 3 7 10 7-27  
 Balt—FG O'Brien 16  
 Balt—Bulaich 2 run (O'Brien kick)  
 Oak—FG Blanda 48  
 Oak—Biletnikoff 38 pass from Blanda (Blanda kick)  
 Balt—FG O'Brien 23  
 Balt—Bulaich 11 run (O'Brien kick)  
 Oak—Wells 15 pass from Blanda (Blanda kick)  
 Balt—Perkins 68 pass from Unitas (O'Brien kick)

### Passing

Balt—Unitas (11-30-245), 1 TD, 0 Int. L-68  
 Oak—Lamonica (1-4-6), 0 TD, 0 Int  
 Blanda (17-32-271), 2 TDs, 3 Int. L-38

### Rushing

Balt—Bulaich (22-71), Nowatzke (8-32)  
 Oak—Dixon (10-51), C. Smith (9-44)

### Receiving

Balt—Hinton (5-115), Perkins (2-80), Jefferson (3-36)  
 Oak—Wells (5-108), Biletnikoff (5-92)



## CHAMPIONSHIP GAMES

### SUPER BOWL V

JAN. 17, 1971 MIAMI ORANGE BOWL

**BALTIMORE 16, DALLAS 13**—At Miami Orange Bowl Stadium, attendance 79,204. Colts' rookie Jim O'Brien climaxed one of the zaniest professional football games ever played by lofting a 32-yard field goal through the Orange Bowl uprights with five seconds left in regulation time to give Baltimore a 16-13 Super Bowl win. The brutal defensive struggle resulted in 11 turnovers, which prevented a fluid, artistic performance but contributed to the drama of the contest. Dallas nearly put the game away early in the third period when, leading 13-6, the Cowboys recovered Jim Duncan's fumble on the 2nd half kickoff and zipped to the Colts' two in five plays. Duane Thomas, however, fumbled on the next play. Rick Volk provided Baltimore with the opportunity to tie halfway through the fourth period when he intercepted Craig Morton on the Dallas 33 and returned it to the three. Tom Nowatzke punctured into the end zone and after O'Brien's PAT it was 13-13. Mike Curtis intercepted another Morton pass on the Dallas 41 in the final minute and ran it back to the 28. The Colts stopped the clock with nine seconds left in the game and O'Brien made history. Morton's desperation pass on the final play of the game was intercepted by Jerry Logan.

#### Passing

Baltimore (AFC) . . . 0 6 0 10-16  
Dallas (NFC) . . . 3 10 0 0-13  
Dall—FG Clark 14  
Dall—FG Clark 30

Balt—Unitas (3-8-88), 1 TD, 2 Int, L-75  
Morrall (7-15-147), 1 Int, L-65, Havrilak (1-1-25)  
Dall—Morton (12-26-127), 1 TD, 3 Int, L-41

#### Rushing

Balt—Mackey 75 pass from Unitas  
(O'Brien kick blocked)  
Dall—Thomas 7 pass from Morton (Clark kick)  
Balt—Nowatzke 2 run (O'Brien kick)  
Balt—FG O'Brien 32

Balt—Nowatzke (10-33), Bulaich (18-28)  
Dall—Garrison (12-65), Thomas (18-37)

#### Receiving

Balt—Jefferson (3-52), Mackey (2-80)  
Dall—Reeves (5-46), Thomas (4-21)

### AFC PLAYOFF

DEC. 26, 1971 CLEVELAND STADIUM

**BALTIMORE 20, CLEVELAND 3**—Attendance 74,082. Don Nottingham, playing for the injured Norm Bulaich, scored two TDs and rushed for 92 yards while Baltimore's strong defense dominated play in a 20-3 Colt victory over the Cleveland Browns that sent Baltimore into the AFC finals. Jim O'Brien added two field goals for the Colts and Don Cockroft, who had two kicks blocked by Bubba Smith, produced the Brown's only points. Rick Volk intercepted two of Bill Nelsen's passes and Charlie Stukes picked off a third. John Unitas went all the way, blending the strong running of Nottingham with passes to his favorite target, tight end Tom Mitchell, who caught 5 for 73 yards.

#### Passing

Baltimore . . . . . 0 14 3 3-20  
Cleveland . . . . . 0 0 3 0-3  
Balt—Nottingham 1 run (O'Brien kick)  
Balt—Nottingham 7 run (O'Brien kick)  
Cle—FG Cockroft 14  
Balt—FG O'Brien 42  
Balt—FG O'Brien 15

Balt—Unitas (13-21-143), 0 TDs, 1 Int, L-26  
Cle—Nelsen (9-21-104), 0 TDs, 3 Int, L-39  
Phipps (3-6-27), 0 TDs, 0 Int, L-13

#### Rushing

Balt—Nottingham (23-92), Matte (16-26)  
Cle—Kelly (14-49), Scott (8-25)

#### Receiving

Balt—Mitchell (5-73), Matte (3-22), Hinton (2-30)  
Cle—Scott (5-41), Kelly (4-24)

### AFC CHAMPIONSHIP

JAN. 2, 1972 MIAMI ORANGE BOWL

**MIAMI 21, BALTIMORE 0**—At Orange Bowl, attendance 75,629. The Colts, playing without their starting running backs Norm Bulaich and Tom Matte, still managed to compile 302 total yards to Miami's 286 but were damaged by the Dolphins' big plays—Bob Griese to Paul Warfield 75-yard pass for TD in first period and Dick Anderson's 62-yard interception return for a TD in the third quarter. Larry Csonka carried five yards to a fourth quarter touchdown for Miami. John Unitas completed 20 of 36 passes for 224 yards but Colts were shutout for the first time since Dec. 5, 1965 (0-13 by Chicago Bears). Another big play for Miami was stopping Colts fourth and one attempt at Dolphins' nine-yard line when lead was 7-0.

#### Passing

Baltimore . . . . . 0 0 0 0-0  
Miami . . . . . 7 0 7 7-21  
Mia—Warfield 75 pass from Griese (Yeapremian kick)  
Mia—Anderson 62 interception return (Yeapremian kick)  
Mia—Csonka 5 run (Yeapremian kick)

Balt—Unitas (20-36-224) 0 TDs, 3 Int, L-27  
Mia—Griese (4-8-158) 1 TD, 1 Int, L-75

#### Rushing

Balt—McCaughey (15-50), Nottingham (11-33)  
Mia—Kiick (18-66), Csonka (15-63)

#### Receiving

Balt—Hinton (6-98), Nottingham (4-26)  
Mia—Warfield (2-125), Twilley (2-33)

# CHAMPIONSHIP GAMES



## AFC PLAYOFF

DEC. 27, 1975 THREE RIVERS STADIUM

**PITTSBURGH 28, BALTIMORE 10**—Attendance 49,053. The Colts were able to keep the game close with the defending Super Bowl champions until the final period even without the services of starting QB Bert Jones. Jones sustained a severe bruise to his throwing arm on the Colts first offensive series and was unable to return to action until the fourth quarter. Backup QB Marty Domres generated a second quarter score with a 5-yard TD toss to Glenn Doughty. The Colts trailed 14-10 after three quarters before Pittsburgh QB Terry Bradshaw scored on a 2-yard run midway through the final period. Steelers LB Andy Russell iced the victory in the final two minutes when he returned a Jones fumble 93 yards for a score.

Baltimore . . . . . 0 7 3 0—10  
Pittsburgh . . . . . 7 0 7 14—28

Pitts—Harris 8 run (Gerela kick)  
Balt—Doughty 5 pass from Domres (Linhart kick)  
Balt—FG Linhart 21  
Pitts—Bleier 7 run (Gerela kick)  
Pitts—Bradshaw 2 run (Gerela kick)  
Pitts—Russell 93 fumble recovery (Gerela kick)

### Passing

Balt—Jones (6-11-91), 0 TD, 0 Int, L-58  
Domres (2-11-9), 1 TD, 2 Int, L-5  
Pitts—Bradshaw (8-13-103), 0 TD, 2 Int, L-34

### Rushing

Balt—Mitchell (26-63), Domres (4-17)  
Pitts—Harris (27-153), Bleier (12-28)

### Receiving

Balt—Mitchell (4-20), Doughty (2-63)  
Pitts—Lewis (3-65), Swann (2-15)

## AFC PLAYOFF

DEC. 19, 1976 BALTIMORE MEMORIAL STADIUM

**PITTSBURGH 40, BALTIMORE 14**—Attendance 60,020. The Colts were playing "catch-up" ball all afternoon as the Steelers struck early and often. On the third play of the game, Pittsburgh stunned the Colts defense with a 76 yard TD bomb from Terry Bradshaw to Frank Lewis. Baltimore countered with a first quarter Bert Jones TD pass to Roger Carr covering 17 yards but it would be the Colts only score until the final period. A 60 yard kickoff return by Theo Bell and a 50 yard Franco Harris burst from scrimmage were key plays in building the Steelers 26-7 halftime lead. The Pittsburgh offense amassed 526 total yards as Bradshaw threw for 264 and Harris picked up 132 on the ground.

Pittsburgh . . . . . 9 17 0 14—40  
Baltimore . . . . . 7 0 0 7—14

Pitts—Lewis 76 pass from Bradshaw (kick failed)  
Pitts—FG Gerela 45  
Balt—Carr 17 pass from Jones (Linhart kick)  
Pitts—Harrison 1 run (Gerela kick)  
Pitts—Swann 29 pass from Bradshaw (Gerela kick)  
Pitts—FG Gerela 25  
Pitts—Swann 11 pass from Bradshaw (Gerela kick)  
Balt—Leaks 1 run (Linhart kick)  
Pitts—Harrison 10 run (Mansfield kick)

### Passing

Balt—Jones (11-25-144), 1 TD, 2 Int, L-25  
Pitts—Bradshaw (14-18-264) 3 TDs, 0 Int, L-76  
Kruczek (5-6-44), 0 TD, 0 Int, L-15

### Rushing

Balt—Mitchell (16-55), Leaks (4-12)  
Pitts—Harris (18-132), Fuqua (11-54), Harrison (10-40)

### Receiving

Balt—Mitchell (5-42), Chester (3-42), Carr (2-35)  
Pitts—Swann (5-77), Harrison (4-37), Lewis (2-103)

## AFC PLAYOFF

DEC. 24, 1977 BALTIMORE MEMORIAL STADIUM

**OAKLAND 37, BALTIMORE 31**—Attendance 60,763. In one of the longest football games ever played, the Colts and Raiders needed six quarters to decide the winner of their AFC playoff game. An Errol Mann 22 yard FG with only 26 seconds left in regulation time put the game into overtime tied at 31. After a scoreless fifth quarter, Oakland ended the game when Ken Stabler hit TE Dave Casper for a 10 yard score. The lead changed hands nine times throughout the game. The Colts had some outstanding individual efforts in all facets of the game. On offense, Ron Lee came off the bench to rush for 46 yards on 11 carries and two TDs. Defensively, Bruce Laird intercepted two passes and returned one 61 yards for a TD. On special teams, Marshall Johnson raced 87 yards with a kickoff for a score.

Oakland . . . . . 7 0 14 10 0 6—37  
Baltimore . . . . . 0 10 7 14 0 0—31

Oak—Davis 30 run (Mann kick)  
Balt—Laird 61 int ret (Linhart kick)  
Balt—FG Linhart 36  
Oak—Casper 8 pass from Stabler (Mann kick)  
Balt—Johnson 87 KO ret (Linhart kick)  
Oak—Casper 10 pass from Stabler (Mann kick)  
Balt—Lee 1 run (Linhart kick)  
Oak—Banaszak 1 run (Mann kick)  
Balt—Lee 13 run (Linhart kick)  
Oak—FG Mann 22  
Oak—Casper 10 pass from Stabler (no PAT)

### Passing

Balt—Jones (12-26-164), 0 TD, 0 Int, L-30  
Oak—Stabler (21-40-345), 3 TD, 2 Int, L-42

### Rushing

Balt—Mitchell (23-67), Lee (11-46), Leaks (8-35)  
Oak—Van Eeghen (19-75), Davis (16-48), Banaszak (11-37)

### Receiving

Balt—Mitchell (3-39), Scott (2-45), Lee (2-22)  
Oak—Biletnikoff (7-88), Branch (6-113), Casper (4-70)



## CHAMPIONSHIP ROSTERS

### COLTS WORLD CHAMPIONSHIP TEAMS

1958

Won 9 - Lost 3

(\* — starter)

No.	Name	Pos.	Ht.	Wt.	Age	NFL Exp.	College
*35	Ameche, Alan	FB	6-1	220	25	4	Wisconsin
*82	Berry, Raymond	E	6-2	190	25	4	S.M.U.
81	Braase, Ordell	E	6-4	215	26	2	South Dakota
*17	Brown, Raymond	QB-HB	6-2	195	22	1	Mississippi
25	Call, John	HB	6-1	200	23	2	Colgate
*20	Davis, Milt	HB	6-1	190	29	2	U.C.L.A.
21	DeCarlo, Art	HB	6-2	196	27	4	Georgia
*70	Donovan, Art	T	6-3	270	33	9	Boston College
*45	Dupre, L. G.	HB	5-11	190	26	4	Baylor
*83	Joyce, Don	E	6-3	255	29	8	Tulane
78	Krouse, Ray	T	6-3	275	31	8	Maryland
*76	Lipscomb, Gene	T	6-6	288	27	6	Miller (Detroit) HS
26	Lyles, Leonard	HB	6-2	198	22	1	Louisville
*89	Marchetti, Gino	E	6-4	240	31	7	San Francisco
*24	Moore, Lenny	HB	6-1	190	25	3	Penn State
*84	Mutscheller, Jim	E	6-1	215	28	5	Notre Dame
65	Myhra, Steve	G	6-1	235	24	2	North Dakota
*80	Nelson, Andy	HB	6-1	180	25	2	Memphis State
*50	Nutter, Madison	C	6-4	235	27	5	V.P.I.
*77	Parker, Jim	T	6-3	270	24	2	Ohio State
*36	Pellington, Bill	LB	6-2	230	31	6	Rutgers
79	Plunkett, Sherman	T	6-4	265	25	1	Maryland State
*60	Preas, George	T	6-2	245	25	4	V.P.I.
31	Pricer, Billy	FB	5-10	210	23	2	Oklahoma
44	Rechichar, Bert	HB	6-1	210	28	7	Tennessee
47	Sample, John	HB	6-1	203	21	1	Maryland State
*68	Sandusky, Alex	G	6-3	235	26	5	Clarion
*55	Sanford, Leo	LB	6-1	230	29	8	Louisiana Tech
14	Shaw, George	QB	6-0	190	25	4	Oregon
*66	Shinnick, Don	LB	6-0	230	23	2	U.C.L.A.
41	Simpson, Jackie	HB	5-10	180	24	1	Florida
*63	Spinney, Art	G	6-1	230	31	7	Boston College
*23	Taseff, Carl	HB	5-11	190	30	7	John Carroll
64	Thurston, Fred	G	6-1	245	25	1	Valparaiso
*19	Unitas, John	QB	6-1	190	25	3	Louisville

Coaching Staff: Wilbur C. (Weeb) Ewbank, Head Coach; Charles Winner, Backfield Coach; Herman Ball, Offensive Line Coach; John Bridgers, Defensive Line Coach; Bob Shaw, End Coach.

1959

Won 9 - Lost 3

No.	Name	Pos.	Ht.	Wt.	Age	NFL Exp.	College
*35	Ameche, Alan	FB	6-1	217	26	5	Wisconsin
*82	Berry, Raymond	E	6-2	190	26	5	S.M.U.
81	Braase, Ordell	E	6-4	242	27	3	South Dakota
17	Brown, Raymond	HB	6-2	195	23	2	Mississippi
85	Cook, Ed	E	6-4	240	24	2	Maryland
*20	Davis, Milt	HB	6-1	190	30	3	U.C.L.A.
*70	Donovan, Art	T	6-3	270	34	10	Boston College
25	Hawkins, Alex	HB	6-1	190	22	1	South Carolina
*83	Joyce, Don	E	6-3	255	30	9	Tulane
78	Krouse, Ray	T	6-3	275	32	9	Maryland
43	Lewis, Harold	HB	6-1	195	23	1	Houston
*76	Lipscomb, Gene	T	6-6	288	28	7	Miller (Detroit) HS
*89	Marchetti, Gino	E	6-4	240	32	8	San Francisco
64	Matuszak, Marv	LB	6-2	232	28	6	Tulsa
*24	Moore, Lenny	HB	6-1	190	26	4	Penn State
*84	Mutscheller, Jim	E	6-1	215	29	6	Notre Dame
65	Myhra, Steve	G-LB	6-1	235	25	3	North Dakota
*80	Nelson, Andy	HB	6-1	180	26	3	Memphis State
*50	Nutter, Madison	C	6-4	235	28	6	V.P.I.
*77	Parker, Jim	T	6-3	270	25	3	Ohio State
*36	Pellington, Bill	LB	6-2	230	32	7	Rutgers
79	Plunkett, Sherman	T	6-4	265	26	2	Maryland State
*60	Preas, George	T	6-2	245	26	5	V.P.I.
31	Pricer, Billy	FB	5-10	210	24	3	Oklahoma
44	Rechichar, Bert	E-LB	6-1	210	29	8	Tennessee
87	Richardson, Jerry	E	6-3	185	23	1	Wofford
*47	Sample, John	HB	6-1	203	22	2	Maryland State
*68	Sandusky, Alex	G	6-3	235	27	6	Clarion
86	Sherer, Dave	E	6-3	210	22	1	S.M.U.
*66	Shinnick, Don	LB	6-0	230	24	3	U.C.L.A.
41	Simpson, Jackie	HB	5-10	180	25	2	Florida
*26	Sommer, Mike	HB	5-11	190	25	2	George Washington
*63	Spinney, Art	G	6-1	230	32	8	Boston College
*52	Szymanski, Dick	LB-C	6-3	230	27	4	Notre Dame
*23	Taseff, Carl	HB	5-11	190	31	8	John Carroll
*19	Unitas, John	QB	6-1	190	26	4	Louisville

Coaching Staff: Wilbur C. (Weeb) Ewbank, Head Coach; Charles Winner, Backfield Coach; Herman Ball, Offensive Line Coach; John Sandusky, Defensive Line Coach; Don McCafferty, End Coach.

# CHAMPIONSHIP ROSTERS



1970

Won 11 - Lost 2 - Tied 1

No.	Name	Pos.	Ht.	Wt.	Age	NFL Exp.	College
14	Mira, George	QB	5-11	190	28	7	Miami
15	Morrall, Earl	QB	6-2	206	36	15	Michigan State
17	Havrilak, Sam	RB	6-2	195	22	2	Bucknell
*19	Unitas, John	QB	6-1	196	37	15	Louisville
*20	Logan, Jerry	S	6-1	190	29	8	W. Texas State
*21	Volk, Rick	S	6-3	195	25	4	Michigan
25	Curtis, Tom	S	6-1	196	22	1	Michigan
27	Perkins, Ray	WR	6-0	183	28	4	Alabama
28	Orr, Jimmy	WR	5-11	185	34	13	Georgia
29	Maliska, Paul	DB	6-1	190	22	1	Florida
30	Gardin, Ron	CB	5-11	180	25	1	Arizona
*32	Curtis, Mike	LB	6-2	232	26	6	Duke
*33	Hinton, Ed	WR	6-0	200	23	2	Oklahoma
*34	Nowatzke, Tom	RB	6-3	230	27	6	Indiana
*35	Duncan, Jim	CB	6-2	200	24	2	Maryland State
*36	Bulaich, Norm	RB	6-1	218	23	1	T.C.U.
40	Maitland, Jack	RB	6-1	210	21	1	Williams
42	Maxwell, Tom	CB	6-2	195	23	2	Texas A&M
45	Hill, Jerry	RB	5-11	217	30	10	Wyoming
*47	Stukes, Charlie	CB	6-3	212	26	4	Maryland State
49	Lee, David	K	6-4	230	26	5	Louisiana Tech
*50	Curry, Bill	C	6-2	235	27	6	Georgia Tech
51	Grant, Bob	LB	6-2	225	23	3	Wake Forest
52	Nichols, Robbie	LB	6-3	220	24	1	Tulsa
54	Goode, Tom	C	6-3	245	31	9	Mississippi State
55	McCullers, Dale	LB	6-1	215	23	2	Florida State
*56	May, Ray	LB	6-1	230	25	4	So. California
60	Wright, George	DT	6-3	260	22	1	Sam Houston
61	Johnson, Cornelius	G	6-2	245	27	3	Virginia Union
*62	Ressler, Glenn	G	6-3	250	27	6	Penn State
67	Larson, Lynn	T	6-4	254	22	1	Kansas State
68	Nelson, Dennis	T	6-5	260	24	1	Illinois State
*71	Sullivan, Dan	G-T	6-3	250	30	9	Boston College
*72	Vogel, Bob	T	6-5	250	28	8	Ohio State
73	Bail, Sam	T	6-4	240	26	5	Kentucky
*74	Smith, Billy Ray	DT	6-4	250	35	12	Arkansas
*75	Williams, John	G	6-3	256	24	3	Minnesota
*76	Miller, Fred	DT	6-3	250	30	8	L.S.U.
*78	Smith, Bubba	DE	6-7	295	25	4	Michigan State
80	O'Brien, Jim	K-WR	6-0	195	22	1	Cincinnati
81	Newsome, Billy	DE	6-4	240	21	1	Grambling
*83	Hendricks, Ted	LB	6-7	215	22	2	Miami
84	Mitchell, Tom	TE	6-2	215	26	4	Bucknell
*85	Hilton, Roy	DE	6-6	240	27	6	Jackson State
*87	Jefferson, Roy	WR	6-2	195	26	6	Utah
*88	Mackey, John	TE	6-2	224	28	8	Syracuse

Coaching Staff: Don McCafferty, Head Coach; John Sandusky, Defensive Line Coach; Dick Bielski, Offensive End Coach; Bob Boyd, Defensive Backfield Coach; Hank Bullough, Linebacker Coach; John Idzik, Offensive Backfield Coach; Lou Rymkus, Offensive Line Coach.

## THE FAMILY TREE

### Franchise

Years	Club Name	Home Field
1944-48	Bost Yanks (Founded by Kate Smith and Ted Collins)	Fenway Park
1949	New York Bulldogs	Polo Grounds
1950-51	New York Yanks	Yankee Stadium
1952	Dallas Texans	Cotton Bowl
1953-83	Baltimore Colts	Memorial Stadium
1984-	Indianapolis Colts	Hoosier Dome



# ALUMNI

The following compilation of Colts alumni includes every player who has ever appeared in a Colts uniform during a regular season National Football League game since 1953. Errors will be corrected if documented.

## Coaches

Arnsperger, Bill—Miami (O.) . . . . .	1964-69	McCulley, Pete—Louisiana Tech . . . . .	1973-76
Ball, Herman—Davis-Elkins . . . . .	1956-62	Meyer, Ron—Purdue . . . . .	1986
Baughan, Maxie—Georgia Tech . . . . .	1975-79	Miller, Red—Western Illinois . . . . .	1971-72
Becker, John—Cal State-Northridge	1985-86	Molesworth, Keith—Monmouth . . . . .	1953
Bielski, Dick—Maryland . . . . .	1964-72, 77-81	Murphy, Russ—Davidson . . . . .	1954
Boutselis, George—North Carolina	1975-81	Mutscheller, Jim—Notre Dame . . . . .	1963
Boyd, Bob—Oklahoma . . . . .	1969-72, 81	Myers, Chip—NW Oklahoma . . . . .	1985-86
Bratkowski, Zeke—Georgia . . . . .	1982-84	Noil, Chuck—Dayton . . . . .	1966-67
Bridgers, John—Auburn . . . . .	1957-58	Pellington, Bill—Rutgers . . . . .	1963
Bullough, Hank—Michigan State . . . . .	1970-72	Powers, Clyde—Oklahoma . . . . .	1980
Callahan, Ray—Kentucky . . . . .	1973	Richards, Ray—Nebraska . . . . .	1953
Carson, Bud—N. Carolina . . . . .	1982	Rowen, Keith—Stanford . . . . .	1985-86
Catavolos, George—Purdue . . . . .	1984-86	Rymkus, Lou—Notre Dame . . . . .	1970
Cumiskey, Frank—Ohio State . . . . .	1954-56	Sandusky, John—Villanova . . . . .	1959-72
Cunningham, Gunther—Oregon . . . . .	1982-84	Schnellenberger, Howard—	
Doll, Don—USC . . . . .	1974	Kentucky . . . . .	1973-74
Douglas, Otis—Wm. & Mary . . . . .	1953	Sefcik, George—Notre Dame . . . . .	1973
Dovell, Whitey—Maryland . . . . .	1975-78	Shaw, Bob—Ohio State . . . . .	1957-58
Dowhower, Rod—San Diego State	1985-86	Shula, Don—John Carroll . . . . .	1963-69
Ewbank, Weeb—Miami (O.) . . . . .	1954-62	Sidwell, Steve—Colorado . . . . .	1985
Franklin, Bobby—Mississippi . . . . .	1973	Smith, Jerry—Wisconsin . . . . .	1974-76
Hawkins, Ralph—Maryland . . . . .	1978	Symank, John—Florida . . . . .	1979-81
Hill, George—Denison . . . . .	1985-86	Szymanski, Dick—Notre Dame . . . . .	1974
Hughes, Tom—Purdue . . . . .	1955	Treder, Roger—W. Michigan . . . . .	1982-84
Hunter, Hal—Pittsburgh . . . . .	1982-84	Thomas, Joe—Ohio Northern . . . . .	1954, 74
Idzik, John—Maryland . . . . .	1970-72, 80-81	Valesente, Bob—Ithaca . . . . .	1982-83
Khayat, Ed—Tulane . . . . .	1977-81	Venturi, Rick—Northwestern . . . . .	1982-86
Kush, Frank—Michigan State . . . . .	1982-84	Voris, Dick—San Jose State . . . . .	1973
Lauterbur, Frank—Mt. Union	1955-56, 74-77	Wasyluk, Nick—Ohio State . . . . .	1953
Lovatt, Tom—Utah . . . . .	1985-86	Weber, Chuck—West Chester State	1980-81
Mann, Richard—Arizona State . . . . .	1982-84	Westhoff, Mike—Wichita State . . . . .	1982-84
Marchetti, Gino—USF . . . . .	1963	Wietecha, Ray—Northwestern . . . . .	1980-81
Marchibroda, Ted—St. Bonaventure	1975-79	Winner, Charlie—Washington . . . . .	1954-55
Marshall, John—Washington . . . . .	1986	Young, George—Bucknell . . . . .	1970, 73
Matthews, Billie—Southern . . . . .	1985-86	Zupancic, Tom—Indiana Central . . . . .	1984-86
McCafferty, Don—Ohio State . . . . .	1960-72	Zwahlen, Ernie—Oregon St. . . . .	1979
McCormack, Mike—Kansas . . . . .	1980-81		

## Players

Abramowitz, Sid (T) Tulsa . . . . .	1983	Berra, Tim (WR) Massachusetts . . . . .	1974
Achica, George (NT) USC . . . . .	1985	Berry, Raymond (E) SMU . . . . .	1955-67
Agase, Alex (G) Illinois . . . . .	1953	Bertuca, Tony (LB) Cal-State Chico . . . . .	1974
Ahrens, Dave (LB) Wisconsin . . . . .	1985-86	Beutler, Tom (LB) Toledo . . . . .	1971
Allegre, Raul (K) Texas . . . . .	1983-85	Biasucci, Dean (K) Western Carolina	1984, 86
Allen, Gerald (B) Omaha . . . . .	1966	Bickett, Duane (LB) USC . . . . .	1985-86
Alley, Don (F) Adams St. . . . .	1967	Bieick, Tom (B) Georgia . . . . .	1956
Alston, Mack (TE) UMES . . . . .	1977-80	Bielski, Dick (E) Maryland . . . . .	1962-63
Ameche, Alan (B) Wisconsin . . . . .	1955-60	Bighead, Jack (E) Pepperdine . . . . .	1954
Amman, Richard (DE) Florida State	1972-73	Blackwood, Lyle (S) TSU . . . . .	1977-80
Anderson, Don (DB) Purdue . . . . .	1985	Blandin, Ernie (T) Tulane . . . . .	1953
Anderson, Kim (DB) Arizona St. . . . .	1980-84	Blue, Forrest (C) Auburn . . . . .	1975-78
Anderson, Larry (DB) Louisiana Tech	1982-84	Bouza, Matt (WR) California . . . . .	1982-86
Andrews, John (TE) Indiana . . . . .	1973-74	Boyd, Bob (DB) Oklahoma . . . . .	1960-68
Armstrong, Harvey (NT) SMU . . . . .	1986	Boyer, Mark (TE) USC . . . . .	1985-86
Austin, Ocie (DB) Utah St. . . . .	1968-69	Braase, Ordell (DE) S. Dakota . . . . .	1957-68
Averno, Sisto (G) Muhlenberg . . . . .	1953-54	Bracelin, Greg (LB) California . . . . .	1982-84
Bailey, Don (C) Miami . . . . .	1984-85	Bragg, Mike (P) Richmond . . . . .	1980
Bailey, Elmer (WR) Minnesota . . . . .	1982	Braziel, Larry (DB) USC . . . . .	1979-81
Bailey, Jim (DT) Kansas . . . . .	1970-74	Brethauer, Monte (E) Oregon . . . . .	1953-55
Baker, Ron (OG) Oklahoma State . . . . .	1978-79	Brooks, Bill (WR) Boston U. . . . .	1986
Baldschwiler, Karl (T) Oklahoma	1983, 85-86	Brotzki, Bob (OT) Syracuse . . . . .	1986
Baldwin, Bob (B) Clemson . . . . .	1966-67	Broughton, Willie (NT) Miami (Fla.)	1985-86
Ball, Sam (T) Kentucky . . . . .	1966-70	Brown, Barry (E) Florida . . . . .	1966-67
Ballage, Pat (S) Notre Dame . . . . .	1986	Brown, Ed (QB) USF . . . . .	1965
Ballard, Quinton (NT) Elon . . . . .	1983	Brown, Ray (DB) Mississippi . . . . .	1958-60
Barnes, Ernie (NT) Miss. St. . . . .	1983	Brown, Timmy (RB) Ball State . . . . .	1968
Barnes, Mike (DE) Miami (Fla.) . . . . .	1973-81	Bryan, Walter (B) Texas Tech . . . . .	1955
Barwegen, Dick (G) Purdue . . . . .	1953-54	Bulaich, Norm (RB) TCU . . . . .	1970-72
Baylor, Tim (DB) Morgan State . . . . .	1976-78	Burke, Randy (WR) Kentucky . . . . .	1978-81
Beach, Pat (TE) Wash. St. . . . .	1982-83, 85-86	Burkett, Jack (LB) Auburn . . . . .	1961-66
Bell, Mark (DE) Colorado State . . . . .	1983-84	Burroughs, James (CB) Michigan	
Bentley, Albert (RB) Miami (Fla.) . . . . .	1985-86	State . . . . .	1982-84



## ALUMNI



Butler, Ray (WR) USC	1980-85
Call, Jack (B) Colgate	1957-58
Call, Kevin (OT) Colorado State	1984-86
Campanella, Joe (T) Ohio St.	1953-57
Campbell, John (LB) Minnesota	1969
Capers, Wayne (WR) Kansas	1985-86
Caron, Roger (OT) Harvard	1985-86
Carr, Roger (WR) Louisiana Tech	1974-81
Cheatham, Ernie (T) Loyola LA	1954
Cherry, Stan (LB) Morgan State	1973
Chester, Raymond (TE)	
Morgan State	1973-77
Cheyunski, Jim (LB) Syracuse	1975-76
Chrovich, Dick (T) Miami (O)	1955-56
Clemens, Bob (B) Pitt	1962
Clinkscale, Dextor (S) S.C. State	1986
Cogdill, Gail (E) Washington St.	1968
Cole, Terry (RB) Indiana	1968-69
Coleman, Leonard (DB) Vanderbilt	1985-86
Collett, Elmer (G) SF State	1973-77
Colteryahn, Lloyd (E) Maryland	1954-56
Colvin, Jim (T) Houston	1960-63
Conjar, Larry (B) Notre Dame	1969-70
Cook, Fred (DE) So. Mississippi	1974-80
Cooke, Ed (E) Maryland	1959
Cooks, Johnie (LB) Mississippi	
State	1982-86
Coutre, Larry (B) Notre Dame	1953
Craddock, Nate (RB) Parsons	1963
Crosby, Cleveland (DE) Arizona	1982
Crouch, Terry (OG) Oklahoma	1982
Cuozzo, Gary (QB) Virginia	1963-66
Curry, Bill (C) Georgia Tech	1967-72
Curtis, Mike (LB) Duke	1965-75
Curtis, Tom (DB) Michigan	1970-71
Czerwik, Al (DT) St. John's	1954
Daniel, Eugene (CB) LSU	1984-86
Daniel, Kenny (S) San Jose St.	1986
Davidson, Cotton (QB) Baylor	1954, 57
Davis, Milt (DB) UCLA	1957-60
Davis, Norman (G) Grambling	1967
Davis, Preston (CB) Baylor	1984-86
Davis, Ted (LB) Georgia Tech	1964-66
DeCarlo, Art (E) Georgia	1957-60
Delaney, Jeff (S) Pittsburgh	1982
DeRoos, Brian (WR) Redlands Univ.	1979-81
DelBello, Jack (B) Miami (Fla.)	1953
Dickel, Dan (LB) Iowa	1974-77
Dickey, Curtis (RB) Texas A&M	1980-85
Diehl, John (T) Virginia	1961-64
Dilts, Bucky (P) Georgia	1969
Dixon, Zachary (RB) Temple	1980-82
Domres, Marty (QB) Columbia	1972-75
Donaldson, Ray (C) Georgia	1980-86
Donovan, Art (DT)	
Boston Coll.	1953-61
Doughty, Glenn (WR) Michigan	1972-79
Drougas, Tom (T) Oregon	1972-73
Duncan, James (DB) Md. St.	1969-71
Dunlap, Len (DB) N. Tex. St.	1971
Dunn, Perry Lee (RB) Mississippi	1969
Dupre, L. G. (RB) Baylor	1955-59
Durham, Steve (DE) Clemson	1982
Dutton, John (DE) Nebraska	1974-78
Ecklund, Brad (C) Oregon	1953
Edmunds, Randy (LB) Georgia Tech	1972
Edwards, Dan (E) Georgia	1953-54
Eggers, Doug (LB) S. Dakota St.	1954-57
Ehrmann, Joe (DT) Syracuse	1973-80
Embree, Mel (E) Pepperdine	1953
Enke, Fred (QB) Arizona	1953-54
Feagin, Wiley (G) Houston	1961-62
Feamster, Tom (T) Florida St.	1956
Feasel, Grant (C)	
Abilene Christian	1983-84
Federspiel, Joe (LB) Kentucky	1981
Felts, Bob (B) Florida A&M	1965
Fernandes, Ron (DE)	
Eastern Michigan	1976-79
Fields, Greg (DE) Grambling	1979-80
Finnin, Tom (DT) Detroit	1953-56
Flowers, Bernie (E) Purdue	1956
Flowers, Dick (B) Northwestern	1953
Foley, Tim (DT) Notre Dame	1981
Foote, Chris (C) USC	1980-81
Franklin, Cleveland (RB) Baylor	1981-82
Franklin, Willie (WR) Oklahoma	1972
Fultz, Mike (DT) Nebraska	1981
Ganas, Rusty (DT) S. Carolina	1971
Gardin, Ron (DB) Arizona	1970-71
Gardner, Ellis (OL) Georgia Tech	1984
Garrett, Mike (P) Georgia	1981
Garry, Ben (RB) So. Mississippi	1979-80
Gaubatz, Dennis (LB) LSU	1965-69
George, Ed (T) Wake Forest	1975
Gilburg, Tom (T) Syracuse	1961-65
Gill, Owen (RB) Iowa	1985-86
Ginn, Hubert (RB) Florida A&M	1973
Glasgow, Nesby (DB) Washington	1979-86
Glick, Gary (B) Colo. A&M	1961
Golsteyn, Jerry (QB) Northern Illinois	1979
Goode, Tom (C) Mississippi St.	1970
Grant, Bob (LB) Wake Forest	1968-70
Gregory, Ken (E) Whittier	1961
Green, Anthony (DT) N. Carolina State	1981
Griffin, Wade (T) Mississippi	1977-81
Griggs, Perry (KR) Troy State	1977
Grimm, Dan (G) Colorado	1969
Gross, Lee (C) Auburn	1979
Haines, John (DL) Texas	1986
Hall, Randy (CB) Idaho	1974, 76
Hand, Jon (DE) Alabama	1986
Harbour, James (WR) Mississippi	1986
Hardeman, Don (RB) Texas A&I	1978-79
Harness, Jim (B) Mississippi St.	1986
Harold, George (B) Allen	1966-67
Harris, Joe (LB) Georgia Tech	1982
Harris, Wendell (DB) LSU	1962-65
Harrison, Bob (B) Ohio U	1961
Harrison, Dwight (DB) Texas	
A&I	1978-79
Hart, Jeff (T) Oregon State	1979-83
Hatchett, Derrick (CB) Texas	1980-83
Hathaway, Steve (LB)	
West Virginia	1984
Havrilak, Sam (B) Bucknell	1969-73
Hawkins, Alex (B)	
South Carolina	1955-65, 67-68
Haymond, Alvin (DB) Southern U	1964-67
Heimkreiter, Steve (LB) Notre Dame	1980
Hemphill, Darryl (FS) W. Texas State	1982
Hendricks, Ted (LB) Miami (Fla.)	1969-73
Henry, Bernard (WR) Arizona State	1982-85
Henry, Steve (DB) Emporia State	1981
Hepburn, Lonnie (CB)	
Texas So.	1971-72
Herrmann, John (B) UCLA	1956
Herrmann, Mark (QB) Purdue	1983-84
Herosian, Brian (S) Connecticut	1973
Hickman, Dallas (LB) California	1981
Hicks, Dwight (S) Michigan	1986
Hill, Jerry (RB) Wyoming	1961, 63-70
Hilton, Roy (DE) Jackson St.	1965-73
Hinton, Chris (G/T) Northwestern	1983-86
Hinton, Chuck (DT) N. Carolina Col.	1972
Hinton, Ed (WR) Oklahoma	1969-72
Hoaglin, Fred (C) Pitt	1973
Hogeboom, Gary (QB) Central	
Michigan	1986
Holt, John (CB) W. Texas State	1986
Horn, Dick (B) Stanford	1958
Hudson, Nat (OG) Georgia	1982
Huff, Ken (G) N. Carolina	1975-82
Hugasian, Henry (B) Stanford	1955
Humiston, Mike (LB) Weber State	1983-84
Humm, David (QB) Nebraska	1981-82



## ALUMNI

- Hunley, LaMonte (LB) Arizona . . . 1985-86  
Hunt, George (K) Tennessee . . . 1973  
Hunter, James (NT) USC . . . 1982  
Huzvar, John (RB) Pitt . . . 1953-54  
Hyde, Glenn (QT) Pittsburgh . . . 1982  
Jackson, Ken (G) Texas . . . 1953-57  
Jackson, Victor (DB) . . . 1986  
James, Tommy (B) Ohio St. . . . 1956  
Jefferson, Roy (WR) Utah . . . 1970  
Jenkins, Fletcher (DE)  
    Washington . . . 1982  
Johnson, Cornelius (G)  
    Va. Union . . . 1968-72  
Johnson, Gary Don (DT) Baylor . . . 1980  
Johnson, Greg (DT) Florida State . . . 1977  
Johnson, Marshall (WR)  
    Houston . . . 1975-78  
Jones, Bert (QB) LSU . . . 1973-81  
Jones, Ricky (LB) Tuskegee . . . 1980-83  
Joyce, Don (DE) Tulane . . . 1954-60  
Justin, Sid (CB) Long Beach St. . . 1982  
Kaczmarek, Mike (LB) Southern Ill. . . 1973  
Kafentzis, Mark (S) Hawaii . . . 1983-84  
Kalmanir, Tom (B) Nevada . . . 1953  
Keane, Tom (DB) W. Virginia . . . 1953-54  
Kellar, Scott (NT) N. Illinois . . . 1986  
Kennedy, Jimmie (TE)  
    Colorado State . . . 1975-77  
Kerkorian, Garry (QB)  
    Stanford . . . 1954-56, 58  
Kern, Rex (DB) Ohio State . . . 1971-73  
Kiel, Blair (QB) Notre Dame . . . 1986  
Kirchiro, Bill (G) Maryland . . . 1962  
Kirchner, Mark (OT) Baylor . . . 1984, 86  
Kirkland, Mike (QB) Arkansas . . . 1976-78  
Kirovac, Lou (T) Boston Coll. . . . 1964  
Kofler, Matt (QB) San Diego State . . 1985  
Koman, Bill (G) North Carolina . . . 1956  
Kostelnik, Ron (T) Cincinnati . . . 1969  
Kovac, Ed (B) Cincinnati . . . 1960  
Krahl, Jim (DT) Texas Tech. . . . 1979-80  
Krauss, Barry (LB) Alabama . . . 1979-86  
Krouse, Ray (DE) Maryland . . . 1958  
Kunz, George (T)  
    Notre Dame . . . 1975-77, 80  
La Fleur, Greg (TE) LSU . . . 1986  
Laird, Bruce (DB)  
    American International . . . 1972-81  
Landry, Greg (QB) Massachusetts 1979-81  
Langas, Bob (E) Wayne . . . 1954  
Lange, Bill (G) Dayton . . . 1953  
LaPointe, Ron (TE) Penn St. . . . 1980  
Larson, Lynn (T) Kansas St. . . . 1971-72  
Laskey, Bill (LB) Michigan . . . 1971-72  
Leaks, Roosevelt (RB) Texas . . . 1975-79  
Leberman, Bob (B) Syracuse . . . 1954  
Lee, David (P) Louisiana Tech . . . 1966-78  
Lee, Keith (DB) Colorado State . . . 1985  
Lee, Monte (C) Texas . . . 1965  
Lee, Ron (RB) West Virginia . . . 1976-78  
Leiding, Jeff (LB) Texas . . . 1986  
Lesane, Jimmy (B) Virginia . . . 1954  
Lewis, Harold (B) Houston . . . 1959  
Lewis, Joe (T) Compton . . . 1961  
Linhart, Toni (K) Austria Tech. . . 1974-79  
Linne, Aubrey (E) TCU . . . 1961  
Lipscomb, Gene (DT) Miller H.S. . . 1956-60  
Little, Jack (T) Texas A&M . . . 1953-54  
Lockett, J.W. (B) Okla. Central . . . 1963  
Logan, Jerry (DB)  
    W. Texas State . . . 1963-72  
Looney, Joe Don (RB) Oklahoma . . . 1964  
Lorick, Tony (RB) Arizona St. . . . 1964-67  
Lowry, Orlando (LB) Ohio State . . . 1985-86  
Luca, Derral (LB) Baylor . . . 1975-78  
Lush, Mike (DB) E. Stroudsburg St. . 1986  
Luther, Ed (QB) San Jose St. . . . 1986  
Lyles, Lenny (DB) Louisville . . . 1958, 61-69  
Mackey, Dee (E) E. Texas St. . . . 1961-62  
Mackey, John (TE) Syracuse . . . 1963-72  
MacLeod, Tom (LB) Minnesota . . . 1974-78  
Maitland, Jack (RB) Williams . . . 1970  
Maples, Butch (C) Baylor . . . 1963  
Marchetti, Gino (DE) USF . . . 1953-64, 66  
Marshall, Greg (DT) Oregon St. . . . 1978  
Martin, Jim (K) Notre Dame . . . 1963  
Martin, Robbie (WR) Cal Poly-SLO 1985-86  
Matte, Tom (RB) Ohio St. . . . 1961-72  
Matusak, Marv (B) Tulsa . . . 1959-61  
Mauck, Carl (LB) So. Illinois . . . 1969  
Maxwell, Tom (B) Texas A&M . . . 1969-70  
Maxwell, Vernon (LB)  
    Arizona State . . . 1983-84  
May, Ray (LB) USC . . . 1970-72  
Mayo, Ron (TE) Morgan State . . . 1974  
McCall, Reese (TE) Auburn . . . 1978-82  
McCauley, Don (RB) N. Carolina . . . 1971-81  
McGregor, Keli (TE) Colorado State . . 1985  
McHan, Lamar (QB) Arkansas . . . 1961-63  
McMillan, Chuck (B) John Carroll . . . 1954  
McMillan, Randy (RB) Pittsburgh . . . 1981-86  
McPhail, Buck (RB) Oklahoma . . . 1953  
Memmelar, Dale (G) Wyoming . . . 1966-67  
Mendenhall, Ken (C) Oklahoma . . . 1971-80  
Metcalf, Bo (FB) Baylor . . . 1984  
Michaels, Lou (DE, K) Kentucky . . . 1964-69  
Middleton, Frank (RB) Florida A & M . . 1984  
Mike-Mayer, Steve (K) Maryland . . . 1979-80  
Mildren, Jack (S) Oklahoma . . . 1972-73  
Miller, Dan (K) Miami (Fla.) . . . 1982  
Miller, Fred (DT) LSU . . . 1963-72  
Mills, Jim (T) Hawaii . . . 1983-84  
Mioduszewski, Ed (B) Wm. & Mary . . . 1953  
Mitchell, Lydell (RB) Penn State . . . 1972-77  
Mitchell, Tom (TE) Bucknell . . . 1968-73  
Mooney, Ed (LB) Texas Tech . . . 1972-73  
Moore, Alvin, (RB) Arizona State . . . 1983-84  
Moore, Henry (B) Arkansas . . . 1957  
Moore, Jimmy (G) Ohio State . . . 1981  
Moore, Lenny (RB) Penn State . . . 1956-67  
Morrall, Earl (QB) Michigan St. . . . 1968-71  
Morrison, Don (OT) Texas-Arl . . . 1978  
Mosier, John (TE) Kansas . . . 1972  
Moss, Roland (RB, TE) Toledo . . . 1969  
Mumphord, Lloyd (CB) Texas So. . . 1975-78  
Munsey, Nelson (CB) Wyoming . . . 1972-77  
Murray, Walter (WR) Hawaii . . . 1986  
Murtha, Greg (OT) Minnesota . . . 1982  
Mutscheller, Jim (E) Notre Dame . . . 1954-61  
Myers, Bob (T) Ohio St. . . . 1955  
Myhra, Steve (LB, K) N. Dakota . . . 1957-61  
Neal, Dan (C) Kentucky . . . 1973-74  
Nelson, Andy (DB) Memphis St. . . . 1957-63  
Nelson, Dennis (T) Illinois State . . . 1970-74  
Nettles, Doug (CB) Vanderbilt . . . 1974-79  
Newsome, Billy (DE) Grambling . . . 1970-72  
Nichols, Ricky (WR) East Carolina . . . 1985  
Nichols, Robbie (LB) Tulsa . . . 1970-71  
Nottingham, Don (RB)  
    Kent State . . . 1971-73  
Novak, Ken (DT) Purdue . . . 1976-77  
Nowatzke, Tom (RB) Indiana . . . 1970-72  
Nutter, Buzz (C) VPI . . . 1954-60, 65  
Nyers, Dick (B) Indiana Central . . . 1956-57  
Oatis, Victor (WR) N.W. Louisiana . . . 1983  
O'Brien, Jim (K, WR) Cincinnati . . . 1970-72  
O'Dell, Stu (LB) Indiana . . . 1978  
Odom, Cliff (LB) Texas . . . 1982-86  
O'Neal, Calvin (LB) Michigan . . . 1978  
Oldham, Ray (S)  
    Middle Tennessee State . . . 1973-77  
Olds, Bill (RB) Nebraska . . . 1973-75  
Oliver, Hubert (FB) Arizona . . . 1986  
Orduna, Joe (RB) Nebraska . . . 1974  
Orr, Jimmy (E) Georgia . . . 1961-70  
Orvis, Herb (DT) Colorado . . . 1979-81

# ALUMNI



O'Steen, Dwayne (DB) San Jose St.	1982
Owens, Luke (T) Kent St.	1957
Owens, R. C. (E) Coll. of Idaho	1962
Ozdowski, Mike (DE) Virginia	1978-81
Padjen, Gary (LB) Arizona State	1982-84
Pagel, Mike (QB) Arizona State	1982-85
Parker, Jim (T, G) Ohio St.	1957-67
Parker, Steve (DE) Eastern Illinois	1983-84
Patera, Jack (LB) Oregon	1955-57
Pear, Dave (DT) Washington	1975
Pearson, Preston (RB) Illinois	1967-68
Pellington, Bill (LB) Rutgers	1953-64
Pepper, Gene (G) Mississippi	1954
Perkins, Ray (WR) Alabama	1967-71
Perry, Joe (RB) Compton	1961-62
Petersen, Ted (OT) Eastern Illinois	1984
Peterson, Gerald (T) Texas	1956
Petties, Neal (E) San Diego St.	1964-66
Pinkney, Reggie (DB) East Carolina	1979-81
Pittman, Charlie (RB) Penn St.	1971
Plunkett, Sherm (T) Md. St.	1958-60
Poole, Barney (E) Army, Mississippi	1953
Porter, Ricky (RB) Slippery Rock, Pa.	1983
Porter, Ron (LB) Idaho	1967-69
Porter, Tracy (WR) LSU	1983-84
Pratt, Robert (G) N. Carolina	1974-81
Preas, George (T) VPI	1955-65
Pricer, Billy (RB) Oklahoma	1957-60
Pyle, Palmer (G) Michigan St.	1960-63
Raba, Bob (TE) Maryland	1980
Radachowsky, George (DB) Boston College	1984-85
Radosevich, George (C) Pitt	1954-56
Raiff, Jim (G) Dayton	1954
Randle, Tate (CB) Texas Tech	1983-86
Raymond, Gerry (OG) Boston College	1982
Rechichar, Bert (DB, K) Tenn.	1953-59
Redd, Glen (LB) BYU	1986
Reece, Geoff (C) Washington St.	1978
Reed, Mark (QB) Moorhead St., Minn	1983
Reese, Guy (T) SMU	1964-65
Renfro, Dean (B) N. Texas St.	1955
Ressler, Glenn (G) Penn St.	1965-74
Rhodes, Danny (LB) Arkansas	1974
Richardson, Jerry (E) Wofford	1959-60
Richardson, Willie (WR) Jackson St.	1963-69, 71
Riley, Butch (LB) Texas A&I	1969
Robinson, Chas. (G) Morgan State	1954
Robinson, Glenn (DE) Oklahoma St.	1975
Rowe, David (DT) Penn St.	1978
Rudnick, Tim (DB) Notre Dame	1974
Saiter, Bryant (DB) Pittsburgh	1976
Sample, John (DB) Maryland St.	1958-60
Sandusky, Alex (G) Clarion	1954-66
Sanford, Leo (C) Louisiana Tech	1958
Satterwhite, Howard (WR-KR) Sam Houston State	1977
Saul, Bill (LB) Penn St.	1962-63
Schlichter, Art (QB) Ohio State	1982, 84-85
Schmiesing, Joe (DT-DE) New Mexico State	1973
Scott, Chris (DE) Purdue	1984-85
Scott, Freddie (WR) Amherst	1974-77
Sharkey, Ed (G) Duke, Nevada	1953
Shaw, George (QB) Oregon	1955-58
Shere, Dave (E) SMU	1959
Sherwin, Tim (TE) Boston College	1981-86
Shields, Burrell (B) John Carroll	1955
Shields, Lebron (G) Tennessee	1960
Shinners, John (G) Xavier	1972
Shinnick, Don (LB) UCLA	1957-68
Shiver, Sanders (LB) Carson-Newman	1976-83
Shlapak, Boris (K) Michigan St.	1972
Shula, Don (DB) John Carroll	1953-56
Shula, David (WR) Dartmouth	1981
Siani, Mike (WR) Villanova	1978-80
Simmons, Dave (LB) North Carolina	1982
Simonini, Ed (LB) Texas A&M	1976-81
Simonson, Dave (T) Minnesota	1974
Simpson, Jack (B) Florida	1958-60
Sims, Marvin (RB) Clemson	1980-81
Sims, Tommy (S) Tennessee	1986
Sinnot, John (OT) Brown	1982
Smith, Billy Ray (T) Arkansas	1961-70
Smith, Bubba (DE) Michigan St.	1967-71
Smith, Byron (DE) California	1984-85
Smith, Ed (LB) Vanderbilt	1980-81
Smith, Holden (WR) California	1982
Smith, Ollie (WR) Tennessee State	1973-74
Smith, Phil (WR) San Diego State	1983-84
Smith, Zeke (LB) Auburn	1960
Smolinski, Mark (B) Wyoming	1961-62
Solt, Ron (OG) Maryland	1984-86
Sommer, Mike (RB) George Washington	1959-61
Speyrer, Cotton (WR) Texas	1972-74
Spinney, Art (G) Boston Coll.	1953-60
Stanback, Harry (DE) N. Carolina	1982
Stark, Rohn (P) Florida State	1982-86
Stevens, Howard (RB) Louisville	1975-77
Stone, Avatus (B) Syracuse	1958
Stonebreaker, Steve (LB) Detroit	1964-66
Strofolino, Mike (LB) Villanova	1965
Stukes, Charles (DB) Md. St.	1967-72
Stynchula, Andy (T) Penn St.	1966-67
Sullivan, Dan (G, T) Boston College	1962-72
Szymanski, Dick (C, LB) Notre Dame	1955, 57-68
Tabor, Tom (DT) Baylor	1982
Taliaferro, George (B) Indiana	1953-54
Taseff, Carl (B) John Carroll	1953-61
Taylor, David (T) Catawba	1973-79
Taylor, Hosea (DE) Houston	1981, 83
Taylor, Jim Bob (QB) Georgia Tech	1983
Thomas, Jesse (B) Michigan St.	1955-57
Thomas, Spencer (DB) Washburn	1976
Thompson, Arland (OG) Baylor	1982
Thompson, Aundra (WR) East Texas State	1983
Thompson, Don (DE) Richmond	1962-63
Thompson, Donnell (DE) N. Carolina	1981-86
Thompson, Norm (DB) Utah	1977-79
Thompson, Ricky (WR) Baylor	1976-77
Thurston, Fred (G) Valparaiso	1958
Toth, Zollie (RB) LSU	1953-54
Tongue, Marco (CB) Bowie St.	1983
Troup, Bill (QB) S. Carolina	1974, 76-78
Trudeau, Jack (QB) Illinois	1986
Turner, Bake (E) Texas Tech.	1962
Unitas, John (QB) Louisville	1956-72
Utt, Ben (OG) Georgia Tech	1982-86
Van Divier, Randy (T) Washington	1981
Van Duyne, Bob (G) Idaho	1974-80
Varty, Mike (LB) Northwestern	1975
Venuto, Jay (QB) Wake Forest	1981
Vessels, Billy (RB) Oklahoma	1956
Virkus, Scott (DE) San Francisco CC.	1984-85
Vogel, Bob (T) Ohio St.	1963-72
Volk, Rick (DB) Michigan	1967-75
Waechter, Henry (DE) Nebraska	1983-84
Wallace, Jackie (S) Arizona	1975-76
Ward, Jim (QB) Gettysburg	1967-69
Washington, Joe (RB) Oklahoma	1978-80
Welch, Jim (B) SMU	1960-67
White, Brad (DT) Tennessee	1984-85
White, Bob (B) Stanford	1955
White, Stan (LB) Ohio State	1972-79
Wilkerson, Daryl (DE) Houston	1981



# ALUMNI

Williams, John (G) Minnesota	1969-71
Williams, Kendall (CB) Arizona State	1983
Williams, Kevin (WR) USC	1981
Williams, Newton (RB) Arizona State	1983
Williams, Oliver (WR) Illinois	1985-86
Williams, Steve (DT) Western Car	1974
Williams, Vaughn (DB) Stanford	1984
Wilson, Butch (E) Alabama	1963-67
Windauer, Bill (DT) Iowa	1973-74
Wingate, Elmer (E) Maryland	1953
Winkler, Jim (T) Texas A&M	1953
Winter, Blaise (DE) Syracuse	1984
Wisniewski, Leo (NT) Penn State	1982-84
Womble, Royce (RB)	

N. Texas State	1954-57
Wonsley, George (RB) Mississippi State	1984-86
Wood, Mike (K) S.E. Missouri	1981-82
Woods, Mike (LB) Cincinnati	1979-81
Wright, George (DT) Houston	1970-71
Wright, Johnnie (RB) S.C.-Columbus	1982
Wright, Steve (T) Northern Iowa	1983-84
Yohn, Dave (C) Gettysburg	1962
Young, Anthony (DB) Temple	1985
Young, Buddy (B) Illinois	1953-55
Young, Dave (TE) Purdue	1983-84
Young, Dick (B) Chattanooga	1955-56
Zabel, Steve (LB) Oklahoma	1979

*The following players and coaches were members of the Baltimore Colts teams that played in the All American Football Conference and then in the NFL during the 1947-1950 seasons.*

Campofreda, Nick—W. Md.	1947
Conkright, Bill—Oklahoma	1949
Crow, Clem—Notre Dame	1950
Defilippo, Lou—Fordham	1948
Driskill, Walter—Colorado	1949
Edmonds, Don—Indiana	1947
Hewlett, Andy—Davidson	1947
Hunt, Joel—Texas A&M	1947

## Coaches

Isbell, Cecil—Purdue	1947-49
Michalske, Mike—Penn State	1949
Miner, Wayne—Notre Dame	1950
O'Rourke, Chas.—Boston College	1949
Pirro, Rocco—Catholic U.	1950
Stidham, Tom—Haskell	1947-48
Taylor, John—Ohio State	1947

## Players

Akins, Frank (B) Washington St.	1947
Artoo, Lee (T) Santa Clara Calif.	1948
Averno, Sisto (G) Muhlenberg	1950
Barwegen, Dick (G) Purdue	1948-49
Baumgartner, Bill (E) Minnesota	1947
Bechotol, Hub (E) Texas	1947-49
Benson, Warren (C) Minnesota	1949
Berezney, Pete (T) Notre Dame	1948
Black, John (B) Mississippi State	1947
Blanda, George (QB) Kentucky	1950
Blandin, Ernie (T) Tulane	1948-50
Blount, Lamar (E) Mississippi State	1947
Brown, Hardy (LB) Tulsa	1950
Buksar, George (B) Purdue, USF	1950
Burk, Adrian (QB) Baylor	1950
Campbell, Leon (B) Arkansas	1950
Case, Ernie (B) UCLA	1947
Castiglia, Jim (B) Georgetown	1947
Coleman, Herb (C) Notre Dame	1948
Collins, Albin (B) LSU	1950
Colo, Don (T) Brown	1950
Cooper, Ken (C) Vanderbilt	1949-50
Corley, Elbert (C) Mississippi State	1948
Cowan, Bob (C) Indiana	1949
Crisler, Hal (E) San Jose State	1950
Cure, Armand (B) Rhode Island	1947
Davis, Lamar (E) Ga. Tech.	1947-49
Dellerba, Spiro (B) Ohio State	1948-49
Donovan, Art (DT) Boston College	1950
Dudish, Andy (B) Georgia	1947
Faunce, Everett (B) Minnesota	1949
Filchok, Frank (B) Indiana	1950
Fletcher, Oliver (E) USC	1950
Fowler, Aubrey (B) Arkansas	1948
French, Barry (G) Purdue	1947-50
Galvin, John (B) Purdue	1947
Gambino, Lucien (B) Maryland	1948-49
Garrett, Bill (G) Miss. St.	1948-49
Getchell, Gorham (E) Temple	1947
Gillroy, Byron (B) Texas	1949
Grain, Ed (G) Penn.	1947-48
Graves, George (G) Marquette	1948
Grossman, Rex (B) Indiana	1948-50
Handley, Dick (C) Fresno State	1947
Hekkers, George (T) Wisconsin	1947
Hillenbrand, Bill (B) Indiana	1947-48
Jagade, Harry (B) Indiana	1949
Jenkins, Jon (T) Dartmouth	1949-50
Jensen, Bob (E) Iowa State	1950
Jones, Ralph (E) Alabama	1947
Kasap, Mike (T) Ill & Purdue	1947
Kelley, Bob (B) Notre Dame	1949
King, Ed (G) Boston College	1950
Kingery, Wayne (B) LSU	1949
Kissell, Vito (B) Holy Cross	1950
Klug, Al (T) Marquette	1947-48
Kodba, Joe (C) Purdue	1947
Konetsky, Floyd (E) Florida	1947
Landerigan, Jim (T)	
Holy Cross-Dartmouth	1947
Leicht, Jake (B) Oregon	1948-49

Leonard, Bill (E) Notre Dame	1949
Lio, Augie (G) Georgetown	1947
Livingston, Bob (B) Notre Dame	1950
Madar, Elmer (E) Michigan	1947
Maggioli, Achille (B) Notre Dame	1950
Marino, Vic (G) Ohio State	1947
Maves, Earl (B) Wisconsin	1948
Mayne, Lew (B) Texas	1948
Mazzanti, Gino (B) Arkansas	1950
McCormick, Len (C) Baylor	1948
Mellus, John (T) Villanova	1947-49
Mertes, Bus (B) Iowa	1947-48
Meyer, Gil (E) Wake Forest	1947
Mobley, Ruby (B) Hardin-Simmons	1947
Murray, Earl (G) Purdue	1950
Mutryn, Chet (B) Xavier	1950
Nelson, Bob (C) Baylor	1950
Nemeth, Steve (B) Notre Dame	1947
Nolander, Don (C) Minnesota	1947
North, John (E) Vanderbilt	1948-50
Nowaskey, Bob (DE) Washington	1948-50
Oristaglio, Bob (E) Penn	1950
O'Rourke, Chas. (B) Boston College	1948-49
Owens, Jim (E) Oklahoma	1950
Page, Paul (B) SMU	1949
Perina, Bob (B) Princeton	1950
Perpich, George (T) Georgetown	1947
Pfohl, Bob (B) Purdue	1948-49
Phillips, Mike (C) W. Maryland	1947
Poole, Oliver (E) Mississippi	1948
Prewitt, Felto (C) Tulsa	1949
Rich, Herb (B) Vanderbilt	1950
Ruthstrom, Ralph (B) SMU	1949
Salata, Paul (E) USC	1950
Schweder, John (G) Penn	1950
Schwenk, Bud (B) Wash. U.	1947
Sidorik, Alex (T) Miss. St.	1948-49
Sigurdson, Sig (E) Lutheran	1947
Simmons, Jack (G) Detroit	1948
Sinkwich, Frank (B) Georgia	1947
Smith, Joe (E) Texas Tech	1948
Spaniel, Frank (B) Notre Dame	1950
Spavital, Jim (B) Okla. A&M	1950
Spinney, Art (G) Boston College	1950
Sruill, Jim (T) Rice	1948-49
Stewart, Ralph (C) Missouri-N. D.	1948
Stone, Bill (B) Bradley	1949-50
Sylvester, John (B) Temple	1948
Terrell, Ray (B) Mississippi	1947
Tilman, Alonzo (C) Oklahoma	1949
Tittle, Y.A. (QB) LSU	1948-50
Trebotich, Ivan (B) St. Mary's	1947
Vacanti, Sam (B) Nebraska	1948-49
Vardian, John (B) Ft. Pierce	1947-48
Wedemeyer, Herman (B) St. Mary's	1949
Williams, Joel (C) Texas	1950
Williams, Windell (E) Rice	1948
Wright, John (B) Maryland	1947
Yokas, Frank (G) Great Lakes NTS	1947
Zalejski, Ernie (B) Notre Dame	1950
Zorich, George (G) Northwestern	1947



## THE COLT DRAFT STORY

### COLT FIRST ROUND DRAFT CHOICES

1953—Billy Vessels, HB, Oklahoma	1972—Tom Drougas, T, Oregon
1954—Cotton Davidson, QB, Baylor	1973—Bert Jones QB, LSU
1955—George Shaw, QB, Oregon (bonus)	Joe Ehrmann, DT, Syracuse
Alan Ameche, FB, Wisconsin	1974—John Dutton, DE, Nebraska
1956—Lenny Moore, HB, Penn State	Roger Carr, WR, Louisiana Tech
1957—Jim Parker, T, Ohio State	1975—Ken Huff, G, North Carolina
1958—Lenny Lyles, HB, Louisville	1976—Ken Novak, DT, Purdue
1959—Jackie Burkett, C-LB, Auburn	1977—Randy Burke, WR, Kentucky
1960—Ron Mix, T, Southern Cal	1978—Reese McCall, TE, Auburn
1961—Tom Matte, HB, Ohio State	1979—Barry Krauss, LB, Alabama
1962—Wendell Harris, HB, LSU	1980—Curtis Dickey, RB, Texas A&M
1963—Bob Vogel, T, Ohio State	Derrick Hatchett, DB, Texas
1964—Marv Woodson, HB, Indiana	1981—Randy McMillan, RB, Pittsburgh
1965—Mike Curtis, FB-LB, Duke	Donnell Thompson, DE, North Carolina
1966—Sam Ball, T, Kentucky	1982—Johnnie Cooks, LB, Mississippi St.
1967—Bubba Smith, T, Michigan State	Art Schlichter, QB, Ohio State
1968—John Williams, G, Minnesota	1983—John Elway, QB, Stanford
1969—Eddie Hinton, FL, Oklahoma	1984—Leonard Coleman, CB, Vanderbilt
1970—Norm Bulaich, RB, TCU	Ron Solt, OG, Maryland
1971—Don McCauley, RB, N. Carolina	1985—Duane Bickett, LB, Southern Cal
Leonard Dunlap, DB, N. Texas St.	1986—Jon Hand, DE, Alabama
	1987—Cornelius Bennett, LB, Alabama

### 1953

1—Billy Vessels, HB, Oklahoma; 2—Bernie Flowers, E, Purdue; 3—Buck McPhail, FB, Oklahoma; 4—Tom Catlin, C, Oklahoma; 5—Jack Little, T, Texas A&M; 6—Jim Sears, HB, USC; 7—Bill Athey, G, Baylor; 8—Jim Prewett, T, Tulsa; 9—Bob Blair, TE, TCU; 10—John Cole, HB, Arkansas; 11—Gene Rossi, HB, Cincinnati; 12—Kaye Vaughn, G, Tulsa; 13—Bobby Moorhead, HB, Georgia Tech; 14—Frank Continetti, G, George Washington; 15—Buddy Sutton, HB, Arkansas; 16—Jim Currin, E, Dayton; 17—George Rambour, T, Dartmouth; 18—LeRoy Labat, HB, LSU; 19—Bill Powell, HB, California; 20—Pete Russo, T, Indiana; 21—Frank Kirby, T, Bucknell; 22—Merlin Gish, C, Kansas; 23—Mike Houseplan, G, Tulane; 24—Monte Brethauer, E, Oregon; 25—Joe Szombathy, E, Syracuse; 26—Scott Prescott, C, Minnesota; 27—Ray Graves, HB, Texas A&M; 28—Joe Sabol, HB, UCLA; 29—Jack Alessandrini, G, Notre Dame; 30—Tom Roche, T, Northwestern.

### 1954

1—Cotton Davidson, QB, Baylor; 2—Larry Grigg, B, Oklahoma U.; 4—Thomas Allman, B, W. Virginia; 5—Don Ellis, B, Texas A&M; 7—Glenn Turner, B, Georgia Tech; 8—Dennis McCotter, G, Detroit U; 9—Robert Adams, G, Shippensburg St. Tchrs.; 10—Robert Schoonmaker, B, Missouri; 11—Robert Leberman, B, Syracuse; 12—Donald Chelf, T, Iowa; 13—David McMillan, B, John Carroll; 14—Ordell Brasse, T, S. Dakota State; 15—Joseph D'Agostino, G, Florida; 16—Alex Sandusky, C, Clarion St. Tchrs.; 17—Thomas Adkins, C, Kentucky; 18—Richard Shinault, B, Texas Western; 19—Charles Wenzlau, C, Miami (Ohio); 20—Raymond Berry, E, S.M.U.; 21—Robert Lade, G, Nebraska St. Tchrs.; 22—Robert Meyer, T, Ohio State; 23—Leon Hardeman, B, Georgia Tech; 24—Donald Kerlin, B, Concordia; 25—Pepper Rodgers, B, Georgia Tech; 26—Jesus Esparza, T, New Mexico A&M; 27—William Sennett, C, Georgia Tech; 28—Raymond Ecstrom, C, Westminster; 29—Claude Taliaferro, B, Illinois; 30—Patrick Abruzzi, B, Rhode Island.

### 1955

Bonus Pick—George Shaw, QB, Oregon; 1—Alan Ameche, B, Wisconsin; 2—Richard Szymanski, C, Notre Dame; 3—L. G. Dupre, B, Baylor; 4—Jack Patera, G, Oregon (Traded by New York); 5—George Preas, G, V.P.I.; 6—Leo Lewis, B, Lincoln University (Missouri); 7—Frank McDonald, C, Miami (Florida); 8—Dale Meinert, G, Oklahoma A&M; 9A—Walter Bryan, B, Texas Tech; 9B—William Evans, G, Miami (Ohio) (Traded by New York); 11—Emil Radik, B, Omaha; 12—Dick Cherovich, T, Miami (Ohio); 13—Pat Abbruzzi, B, Rhode Island; 14—John Lee, B, Georgia Tech; 15—Gerald Peterson, T, Texas; 16—Dick Laswell, T, T.C.U.; 17—Wesley Clark, T, Mississippi Southern; 18—Charles Shepherd, B, North Texas State; 19—James Cobb, T, Abilene Christian; 20—Charles Cianciola, C, Lawrence College; 21—Nick Manych, C, Michigan State Normal; 22—Jerry Welch, B, South Dakota State; 23—Dick McNamara, B, Minnesota; 24—Alex Esquivel, B, Mexico City College (Mexico); 25—Richard Grann, T, Rhode



## DRAFT HISTORY

Island; 26—Marion Minker, T, Bucknell; 27—James Locke, T, V.P.I.; 28—Robert Myers, T, Ohio State; 29—Bill Waters, T, Austin College.

### 1956

1—Lenny Moore, HB, Penn State; 2—Dick Donlin, E, Hamline; 3—Bob Pascal, HB, Duke; 4—B.C. Inabinet, T, Clemson; 5—Herb Gray, E, Texas; 6—Dan Schmidt, HB, Texas Tech; 7—Bill Waters, T, Austin; 8—Bill Koman, G, North Carolina; 9—John Lewis, E, Michigan State; 10—Gene Scott, HB, Centre; 11—Dennis Shaw, E, N. Texas State; 12—Steve Myhra, G, North Dakota; 13—Jack Hill, HB, Utah State; 14—Ted Schwanger, HB, Tennessee Poly; 15—John Polzer, LB, Virginia; 16—Gene Hendrix, HB, Drake; 17—Bill Dannenhauer, E, Emporia; 18—Earl Looman, G, Stetson; 19—Bob Fyvie, T, Lafayette; 20—Bob Hill, FB, Jackson; 21—Jim Harness, HB, Mississippi State; 22—Pat Del Vicaro, G, Mississippi Southern; 23—Al Stephenson, T, Idaho State; 24—Bobby Fox, HB, E, Texas State; 25—Bradley Mills, HB, Kentucky; 26—Jim Lohr, G, S.E. Missouri; 27—Herb Hartwell, HB, Virginia; 28—John Shearer, QB, Shepherd; 29—Jim Rusher, E, Kansas State; 30—Terry Sweeney, HB, Middle Tenn. State.

### 1957

1—Jim Parker, T, Ohio State; 2—Don Shinnick, LB, UCLA; 3—Luke Owens, T, Kent State; 4—Jackie Simpson, HB, Florida; 5—Ron Underwood, HB, Arkansas; 6—Bill Pricer, FB, Oklahoma; 7—Reuben Saage, HB, Baylor; 8—Jack Harmon, HB, East Oregon State; 9—Robert White, T, Otterbein; 10—Joe Grisham, E, Austin Peay; 11—Andy Nelson, QB, Memphis State; 12—Don Simonc, T, Tennessee Poly; 13—John Call, HB, Colgate; 14—Joe Guido, HB, Youngstown; 15—Hall Whitley, C, Texas A.&I.; 16A—Joe Cannavino, HB, Ohio State (In trade for fullback Charles Shepard); 16B—Ed Pree-lock, T, Kansas; 17—Dan Wisniewski, G, Pittsburgh; 18—Jim Villa, HB, Allegheny; 19—Charles Frochle, T, St. John's of Minn.; 20—Walt Livingstone, HB, Heidelberg; 21—Owen Mulholland, HB, Houston; 22—Chet Van Atta, LB, Kansas; 23—Connie Baird, E, Hardin-Simmons; 24—Harwood Hoeft, E, South Dakota State; 25—Harlon Geach, T, College of Idaho; 26—Joe Unitas, T, Louisville; 27—Len DeMalon, LB, St. Vincent's of Pennsylvania; 28—Walt Schneider, T, Colorado; 29—Bob Rasmussen, G, Minnesota; 30—Bob Bailey, E, Thiel.

### 1958

1—Leonard Lyles, HB, Louisville; 2—Bob Stransky, HB, Colorado; 3—Joe Nicely, G, West Virginia; 4—Les Walters, E, Penn State; 5—Raymond Brown, QB-HB, Mississippi; Bob Taylor, E, Vanderbilt; 7—John Sample, HB, Maryland State (in trade from Pittsburgh); John Diehl, T, Virginia; 8—Floyd Peters, G, San Francisco State; 9—Harold Bullard, FB, Lenoir Rhyne; 10—Ray Chamber, HB, South Dakota; 11—Bobby Jordan, HB, V.M.I.; 12—Tommy Addison, T, South Carolina; 13—Jerry Richardson, E, Wofford; 14—Ken Hall, HB-FB, Texas A. & M.; 15—Les Carney, HB, Ohio; 16—Arch Mat-sos, G-LB, Michigan State; 17—James Reese, QB, Minnesota; 18—Dale Lloyd, C, Georgia; 19—Tim Murnen, G, Bowling Green; 20—Tom Forrestal, QB, Navy; 21—Jim Faulk, HB, Texas Christian; 22—Bob McKee, E, Monmouth; 23—Phil Parslow, HB, UCLA; 24—Bobby Sandin, HB, Tennessee; 25—Jim Roundtree, HB, Florida; 26—Bob Grimes, G, Central Michigan; 27—George Dintiman, HB, Lock Haven Teachers; 28—Jim Murphy, T, East Tennessee State Teachers; 29—Doug Padgett, E, Duke; 30—Gary Lund, G, Utah State.

### 1959

1—Jackie Burkett, C, LB, Auburn; 2—Dave Sherer, E, S.M.U.; 3—Traded to Detroit for Ray Krouse; 4—Zeke Smith, G, LB, Auburn; 5—Hanson Churchwell, G, LB, Mississippi; 6—Palmer Pyle, T, Michigan State; 7—Harold Lewis, HB, Houston; 8—Tom Coffey, HB, West Texas State; 9—Tom Brown, G, Minnesota; 10—Don Stewart, E, S.M.U.; 11—Tom Stephens, HB, Syracuse; 12—Richard Wood, QB, Auburn; 13—Rudy Smith, G-T, Mississippi; 14—Fredie Burket, HB, Southeastern Oklahoma; 15—Ted Foret, T, Auburn; 16—Morris Keller, T, Clemson; 17—Leroy Bergen, T, South Dakota State; 18—Opie Bandy, E-LB, Tulsa; 19—Milton Crain, C-LB, Mississippi; 20—Paul Balonick, C-LB, North Carolina State; 21—John Hearnstein, FB, Michigan; 22—Lonny Leatherman, T, T.C.U.; 23—Bob Davis, HB, Houston; 24—Bob Nonogratz, G-LB, Army; 25—Ed Kieffer, HB, Syracuse; 26—Rene Lorio, HB, Mississippi Southern; 27—Thurman Terry, T, Rice University; 28—Fred Long, FB, Iowa; 29—Perry McGriff, E, Florida; 30—Blair Weese, FB, West Virginia Tech.

### 1960

1—Ron Mix, T, U.S.C.; 2—Don Floyd, T, T.C.U.; 2—Marvin Terrell, G, Mississippi (selection obtained in trade with New York for George Shaw); 3—Jim Welch, HB, S.M.U.; 4—Geerhard Schwedes, HB, Syracuse; 5—Marvin Laster, HB, T.C.U.; 6—Al Bansavage, G, U.S.C.; 7—Harry Beabout, T, Purdue; 8—Jim Colvin, T, Houston; 9A—Bob Hall, T, Kent State; 9B—Don Perkins, HB, New Mexico (selection obtained in trade with Philadelphia for Jimmy Carr); 10A—Ernest Barnes, C, North Carolina College; 10B—Bobby Boyd, QB, Oklahoma (selection obtained in trade with Washington for Hanson Churchwell); 11—Bob Wehking, C, Florida; 12—Bill Bucek, HB, Rice; 13—Jim Nemeth, C, South Carolina; 14—Dale Johannson, T, Augustana College; 15—Larry Grantham, E, Mississippi; 16—George Boynton, HB, East Texas State; 17—Jim Beaver, T, Florida; 18—Don Sheeham, T, Chattanooga; 19—Bill Carpenter, E, Army; 20—Bob Hogue, T, Shepherd.

## DRAFT HISTORY



### 1961

1—Tom Matte, HB, Ohio State; 2—Tom Gilburg, T, Syracuse; 3—Jerry Hill, HB, Wyoming; 4—Ken Gregory, E, Whittier; 5A—Ron Osborne, T, Clemson; 5B—Ed Dyas, FB, Auburn; 6—Don Kern, HB, V.M.I.; 7—Ike Grimsley, HB, Michigan State; 8—Paul Terhes, QB, Bucknell; 9—Pete Nicklas, T, Baylor; 10—Bob Clemens, HB, Pitt; 11—Ralph White, T, Bowling Green; 12—Dick Reynolds, T, North Carolina State; 13—Dallas Garber, FB, Marietta; 14—Bob Hunt, T, S.M.U.; 15—E. A. Sims, E, New Mexico State; 16—Tom Weisner, FB, Wisconsin; 17—Steve Jastrzembski, E, Pitt; 18—Wilson Allison, T, Baylor; 19—Joe Novsek, T, Tulsa; 20—Al Kimbrough, HB, Northwestern.

### 1962

1—Wendell Harris, HB, Louisiana State; 2—Bill Saul, LB, Penn State; 3—Dan Sullivan, T, Boston College; 4—Jim Dillard, HB, Oklahoma State; 5—Jerry Croft, G, Bowling Green; 6—traded to Green Bay; 7—Fred Miller, T, Louisiana State (future); 8—Pete Brokaw, HB, Syracuse; 9A—Roy Walker, FB, Purdue; 9B—Walt Rappold, QB, Duke; 10—Fred Moore, T, Memphis State; 11—Scott Tyler, HB, Miami, Ohio; 12—Bake Turner, HB, Texas Tech; 13—Charles Holmes, FB, Maryland State; 14—Stinson Jones, HB, V.M.I.; 15—Joe Monte, G, Furman; 16—Ray Abruzzese, HB, Alabama; 17—Bill Knocke, HB, Fresno State; 18—Mel Rideout, QB, Richmond; 19—Fred Gillett, HB, Los Angeles State; 20—Herm McKee, HB, Washington State.

### 1963

1—Bob Vogel, T, Ohio State; 2A—John Mackey, E-HB, Syracuse; 2B—Butch Wilson, FB, Alabama; 3—Traded to St. Louis; 4A—Jerry Logan, HB, West Texas State; 4B—Harlow Fullwood, T, Virginia Union; 5—Bill Ventura, E, Richmond; 6—Jerry Cook, HB, Texas; 7—Willie Richardson, E, Jackson State; 8—Dave Hayes, FB, Penn State; 9—Don Trull, QB, Baylor; 10—Bill Siekierski, G, Missouri; 11—Winston Hill, T, Texas Southern; 12—Butch Maples, C, Baylor; 13—Paul Watters, T, Miami, Ohio; 14—Neil Petties, E, San Diego State; 15—Leon Mavity, HB, Colorado; 16—Dick Quast, E, Memphis State; 17—Kern Carson, HB, San Diego State; 18—Luther Woodruff, T, North Carolina A & T; 19—Steve Berzansky, FB, West Virginia; 20—D. L. Hurd, E, San Francisco State.

### 1964

1—Marv Woodson, HB, Indiana; 2—Tony Lorick, HB, Arizona State; 3—Traded to Green Bay; 4—Ted Davis, LB, Georgia Tech; 5—Ed Lothamer, T, Michigan State; 6—Jim Mazurek, T, Syracuse; 7—Ken Sugarman, T, Whitworth; 8—John Williamson, LB, Louisiana Tech; 9—Vince Turner, HB, Missouri; 10—Traded to Detroit; 11—John Paglio, T, Syracuse; 12—Ken Graham, HB, Washington State; 13—Charlie Parker, T, Southern Mississippi; 14—John Case, E, Clemson; 15—Larry Kramer, T, Nebraska; 16—Roger Lopes, FB, Michigan State; 17—Don Green, HB, Susquehanna; 18—Alvin Haymond, HB, Southern U; 19—Owen Dejanovich, T, Arizona State (Flagstaff); 20—John Butler, FB, San Diego State.

### 1965

1—Mike Curtis, FB-LB, Duke; 2—Ralph Neely, T, Oklahoma; 3A—Traded to San Francisco; 3B—Glenn Ressler, G, Penn State (from Vikings); 4A—Dave Johnson, HB, San Jose State; 4B—Martin Schottenheimer, LB, Pitt (from Redskins); 5—John McGuire, E, Syracuse; 6A—Al Atkinson, T, Villanova; 6B—Bob Felts, HB, Florida A&M (from Giants); 7—John Kolocek, T, Corpus Christi; 8—Roosevelt Davis, T, Tennessee A&I; 9—Tom Bleick, HB, Georgia Tech; 10—George Harold, HB, Allen U; 11—Lamar Richardson, E, Fisk U; 12—Ted Radosovich, G, Cincinnati; 13—Bruce Airheart, HB, North Dakota State; 14—Jerry Fishman, LB, Maryland; 15—Roy Hilton, E, Jackson State; 16—Steve Tensi, QB, Florida State; 17—Rick Reichardt, E, Wisconsin; 18—Charley King, HB, Purdue; 19—Barry Brown, E-LB, Florida; 20—George Haffner, QB, McNeese State; Raymond Johnson, C, Prairie View (from Washington).

### 1966

1—Sam Bail, T, Kentucky; 2—Butch Allison, G, Missouri; 3—Rick Kestner, E, Kentucky; 4A—Rod Sherman, FL, Southern California (from Cowboys); 4B—Hoyle Granger, FB, Mississippi State; 5—Traded to Cowboys; 6—Stas Moliszewski, LB, Princeton; 7A—Dave Ellis, T, North Carolina State (from 49ers); 7B—Ray Perkins, FL, Alabama; 8A—Gerald Allen, HB, Omaha (from Vikings); 8B—Jack White, QB, Penn State; 9—Gerald Gross, HB, Auburn; 10—Claude Brownlee, DE, Benedict; 11—Eric Crabtree, HB, Pittsburgh; 12—Jim Carter, G, Tennessee A&I; 13—Bob Hadrick, E, Purdue; 14—Jim Ward, QB, Gettysburg; 15—Lee Garner, LB, Mississippi; 16—Rod Steward, E, Duke; 17—Randy Matson, T, Texas A&M (found ineligible for drafting); 18—Ed Toner, T, Massachusetts; 19—Ken Duke, FB, Morgan State; 20—Tom Carr, T, Morgan State.

### 1967

1A—Bubba Smith, DE, Michigan State (From Saints); 1B—Jim Detwiler, HB, Michigan; 2—Rick Volk, DB, Michigan; 3A—Norman Davis, G, Grambling (from Saints); 3B—Leon Ward, LB, Oklahoma State; 4—Charles Stukes, DB, Maryland State; 5—Ron Porter, LB, Idaho (from Falcons); 6—Terry Southall, QB, Baylor; 7—Bo Rein, FL, Ohio State; 8A—Lee Anderson, DT, Bishop (from Cardinals); 8B—Cornelius Johnson, T, Virginia Union; 9—Ron Kirkland, HB, Nebraska; 10—Leigh Gilbert, FB, Northern Illinois; 11—Herman Reid, T, St. Augustine's; 12A—Preston Pearson, DB, Illinois (from



## DRAFT HISTORY

Steelers); 12B—J. B. Christian, G, Oklahoma State; 13—Marc Allen, DT, West Texas State; 14—Pat Conley, LB, Purdue; 15—Bob Wade, DB, Morgan State; 16—Don Alley, FL, Adams State; 17—Traded to Saints.

### 1968

1—John Williams, T, Minnesota; 2—Bob Grant, LB, Wake Forest; 3—Rich O'Hara, E, Northern Arizona; 4—James Duncan, DB, Maryland State; 5—Paul Etzey, LB, Toledo; 6—Traded to Atlanta; 7—Anthony Andrews, HB, Hampton Institute; 8—Tommy Davis, DT, Tennessee A&I; 9—Terry Cole, FB, Indiana; 10A—Ocie Austin, DB, Utah State; 10B—Ed Tomlin, FB, Hampton Institute; 11—Bill Pickens, G, Houston; 12—James Jackson, DT, Jackson State; 13—Howie Tennebar, G, Kent State; 14—Charles Mitchell, TE, Alabama State; 15—Jeff Beaver, QB, North Carolina; 16—Walt Blackledge, FL, San Jose State; 17—Ray Pederson, G, State College of Iowa.

### 1969

1—Ed Hinton, FL, Oklahoma; 2A—Ted Hendricks, LB, Miami; 2B—Tom Maxwell, DB, Texas A&M; 3—Dennis Nelson, T, Illinois State; 4—Jackie Stewart, FB, Texas Tech; 5—King Dunlap, DT, Tenn. A&I; 6—Bill Fortier, G, Louisiana State; 7A—Gary Fleming, LB, Stanford; 7B—Roland Moss, RB, Toledo; 8—Sam Havrilak, DB, Bucknell; 9A—George Wright, DT, Sam Houston; 9B—Larry Good, QB, Georgia Tech; 10—Marion Griffin, TE, Purdue; 11—Ken Delaney, T, Akron; 12—Butch Riley, LB, Texas A&I; 13—Carl Mauck, LB, So. Ill; 14—Dave Bartelt, LB, Colorado; 15—George Thompson, DB, Marquette; 16—Jim McMillan, FL, The Citadel; 17—Joe Cowan, FL, Johns Hopkins.

### 1970

1—Norm Bulaich, RB, TCU; 2—Jim Bailey, DT, Kansas; 3A—Jim O'Brien, K-WR Cincinnati; 3B—Ara Person, TE, Morgan State; 4—Steve Smear, DT, Penn State; 5—Billy Newsome, DE, Grambling; 6—Ron Gardin, FL, Arizona; 7—Gordon Slade, QB, Davidson; 8—Bob Bouley, T, Boston College; 9—Barney Harris, CB, Texas A&M; 10—Dick Palmer, LB, Kentucky; 11—George Edwards, RB, Fairmont St. (W. Va.); 12—Don Burrell, FL, Angelo St.; 13—Dave Polak, LB, Bowling Green; 14—Tom Curtis, S, Michigan; 15—Philip Gary, DE, Kentucky State; 16—Jack Maitland, RB, Williams; 17—Alvin Pearson, RB, Colgate.

### 1971

1A—Don McCauley, RB, North Carolina (awarded from Miami); 1B—Leonard Dunlap, DB, North Texas State; 2—Bill Atessis, DT, Texas; 3—Karl Douglas, QB, Texas A&I; 4—Traded to Pittsburgh; 5—John Andrews, TE, Indiana; 6—Ken Frith, DT, Northeast Louisiana; 7—Gordon Bowdell, WR, Michigan State; 8—Willie Bogan, DB, Dartmouth; 9—Bill Burnett, RB, Arkansas; 10—Rex Kern, QB, Ohio State; 11—Dave Jones, LB, Baylor; 12A—Bob Wuensch, T, Texas (from Pittsburgh); 12B—Bill Triplett, WR, Michigan State; 13—Tom Neville, LB, Yale; 14—Mike Mikolayunas, RB, Davidson; 15—Mike Hogan, LB, Michigan State; 16—Rich Harrington, DB, Houston; 17—Don Nottingham, RB, Kent State.

### 1972

1—Tom Drougas, T, Oregon; 2A—Jack Mildren, S, Oklahoma (from Oakland); 2B—Glenn Doughty, WR, Michigan (from Washington); 2C—Lydell Mitchell, RB, Penn State; 4—Eric Allen, WR, Michigan State; 5—Don Croft, DT, Texas El Paso; 6—Bruce Laird, S, American International; 7—John Sykes, RB, Morgan State; 8A—Al Qualls, LB, Oklahoma (from San Diego); 8B—Van Brownson, QB, Nebraska; 9—Gary Hambell, DT, Dayton; 10—Dave Schilling, RB, Oregon State; 11—Fred DeBernardi, DE, Texas El Paso; 12—Gary Theiler, TE, Tennessee; 13—Herb Washington, WR, Michigan State; 14—John Morris, C, Missouri Valley; 15—Robin Parkhouse, LB, Alabama; 16—Gary Wichard, QB, C. W. Post; 17—Stan White, LB, Ohio State.

### 1973

1A—Bert Jones, QB, Louisiana State (from New Orleans); 1B—Joe Ehrmann, DT, Syracuse; 2—Mike Barnes, DE, Miami; 3A—Bill Olds, RB, Nebraska (from Denver through Houston); 3B—Jamie Rotella, LB, Tennessee; 4A—Gery Palmer, T, Kansas (from Chicago through Philadelphia); 4B—Ollie Smith, WR, Tennessee State (from San Diego); 5—David Taylor, G, Catawba; 8A—Ray Oldham, DB, Middle Tennessee (from San Diego); 8B—Bill Windauer, G, Iowa; 11—Dan Neal, C, Kentucky; 12—Bernard Thomas, DE, Western Michigan; 13—Tom Pierantozzi, QB, West Chester; 14—Ed Williams, RB, West Virginia; 15—Jackie Brown, DB, South Carolina; 16—Marty Januskiewicz, RB, Syracuse; 17—Guy Falkenhagen, T, Northern Michigan.

### 1974

1A—John Dutton, DE, Nebraska; 1B—Roger Carr, WR, Louisiana Tech (from Los Angeles); 2A—Fred Cook, DE, Southern Mississippi; 2B—Ed Shuttlesworth, RB, Michigan (from Philadelphia); 3A—Glenn Robinson, LB, Oklahoma State; 3B—Robert Pratt, G, North Carolina (from Denver); 4—Tony Bell, S, Bowling Green; 5—Doug Nettles, CB, Vanderbilt (from Minnesota); 6—Danny Rhodes, LB, Arkansas (from New England); 7A—Noah Jackson, G, Tampa; 7B—Dan Dickel, LB, Iowa (from Denver); 7C—Freddie Scott, WR, Amherst (from Buffalo); 8A—Greg Latta, TE, Morgan State;



## DRAFT HISTORY



8B—Paul Miles, RB, Bowling Green (from Denver); 10A—Bob Van Duyne, G, Idaho; 10B—Glenn Ellis, DT, Elon (from Los Angeles); 11—Tim Rudnick, DB, Notre Dame; 12A—Dave Simonson, T, Minnesota; 12B—Bob Bobrowski, QB, Purdue (from Washington); 13—Randy Hall, S, Idaho; 14—Ed Collins, WR, Rice; 15—Pat Kelly, LB, Richmond; 16—Dave Margavage, T, Kentucky; 17A—Tim Berra, WR, Massachusetts; 17B—Buzzy Lewis, DB, Florida State (from Washington).

### 1975

1—Ken Huff, G, North Carolina (from Atlanta); 3A—Mike Washington, DB, Alabama; 3B—Dave Pear, DT, Washington (from Chicago); 4A—Marshall Johnson, RB, Houston; 4B—Paul Linford, DT, Brigham Young (from N.Y. Jets); 5—Roosevelt Leaks, FB, Texas; 6—Don Westbrook WR, Nebraska (from N.Y. Giants); 7A—Kim Jones, FB, Colorado State; 7B—Steve Joachim, QB, Temple (from Chicago); 7C—Derrel Luce, LB, Baylor (from N.Y. Jets through Chicago); 8A—John Bushong, DE, Western Kentucky; 8B—Greg DenBoer, TE, Michigan (from Chicago through Denver); 8C—Mario Cage, RB, Northwestern (La.) State (from Green Bay); 9—Royce McKinney, DB, Kentucky State; 10—Phil Waganheim, P, Maryland; 11—Dave Hazel, WR, Ohio State; 12—Brad Storm, LB, Iowa State; 13—John Roman, G, Idaho State; 14—Mike Smith, C, SMU; 15—John Goodie, FB, Langston; 16A—Bill Malouf, WR-DB, Mississippi; 16B—Mike Evavold, DT, Macalester (from San Francisco); 16C—Bob Smith, DB, Maryland (from Oakland); 17A—David McKnight, LB, Georgia; 17B—Mike Bengard, DE, Northwestern (Iowa) (from San Francisco); 17C—Frank Russell, WR, Maryland (from Oakland).

### 1976

1—Ken Novak, DT, Purdue; 2—Choice to Pittsburgh; 3A—Ed Simonini, LB, Texas A & M; 3B—Ron Lee, RB, West Virginia (from Tampa Bay); 4—Choice to Pittsburgh; 5A—Sanders Shiver, LB, Carson-Newman (from Chicago through Miami and Chicago); 5B—Mike Kirkland, QB, Arkansas; 6—Choice to Buffalo; 7—Choice to New Orleans through Chicago and Oakland; 8—Ricky Thompson, WR, Baylor; 9—Stu Levenick, T, Illinois; 10—Tim Baylor, DB, Morgan State; 11—Rick Gibney, DT, Georgia Tech; 12—Frank Stavroff, K, Indiana; 13—Choice to Oakland; 14—Jeremiah Cummings, DE, Albany (Ga.) State; 15—Gary Alexander, T, Clemson; 16A—Mike Fuhrman, TE, Memphis State (from Washington through Baltimore and San Francisco); 16B—Steve Ludwig, C, Miami (Fla.); 17—Choice to Oakland.

### 1977

1—Randy Burke, WR, Kentucky; 2—Mike Ozdowski, DE, Virginia; 6—Calvin O'Neal, LB, Michigan; 7—Blanchard Carter, T, Nevada-Las Vegas; 8—Kenneth Helms, T-C, Georgia; 9—Glen Capriola, RB, Boston College; 10—Ron Baker, G, Oklahoma State; 11—Brian Ruff, LB, The Citadel; 12—Bill Deutsch, RB, North Dakota.

### 1978

1—Reese McCall, TE, Auburn; 2—Mike Woods, LB, Cincinnati; 5—Frank Myers, OT, Texas A&M; 6—Ben Garry, RB, Sou. Mississippi; 7—Jeff Logan, RB, Ohio State; 8—Monte Anthony, RB, Nebraska; 9—Dave Studdard, OT, Texas; 10—Dallas Owens, DB, Kentucky; 11—Henry Mason, WR, Central Missouri; 12—Bruce Allen, P, Richmond.

### 1979

1—Barry Krauss, LB, Alabama; 3—Kim Anderson, DB, Arizona State; 5—Larry Braziel, DB, USC; 6—Jim Moore, OT, Ohio State; 8A—Steve Heimkreiter, LB, Notre Dame; 8B—Nesby Glasgow, DB, Washington; 9—Russ Henderson, P, Virginia; 10—Steven Stephens, TE, Oklahoma State; 11—John Priestner, LB, Western Ontario; 12—Charles Green, WR, Kansas State.

### 1980

1A—Curtis Dickey, HB, Texas A&M; 1B—Derrick Hatchett, DB, Texas; 2A—Ray Donaldson, C, Georgia; 2B—Tim Foley, OT, Notre Dame; 3—No Choice; 4—Ray Butler, WR, U.S.C.; 5—No Choice; 6—Chris Foote, C, U.S.C.; 7—Wesley Roberts, DE, Texas Christian; 8—Ken Walter, OT, Texas Tech; 9—Mark Bright, FB, Temple; 10—Larry Stewart, OT, Maryland; 11—Ed Whitley, TE, Kansas State; 12A—Randy Bielski, K, Towson State; 12B—Marvin Sims, FB, Clemson.

### 1981

1A—Randy McMillan, FB, Pittsburgh; 1B—Donnell Thompson, DT, North Carolina; 3—Randy Van Divier, OT, Washington; 4—Tim Sherwin, TE, Boston College; 6—Bubba Green, DT, North Carolina State; 7—Obed Ariri, K, Clemson; 8A—Ken Sitton, S, Oklahoma; 8B—Hosea Taylor, DT, Houston; 9—Tim Gooch, DE, Kentucky; 10A—Gregg Gerken, LB, North Arizona Univ; 10B—Trent Bryant, CB, Arkansas; 11—Holden Smith, WR, California; 12—Eric Scoggins, LB, U.S.C.

### 1982

1A—Johnie Cooks, LB, Mississippi State; 1B—Art Schlichter, QB, Ohio State; 2A—Leo Wisniewski, NT, Penn State; 2B—Rohn Stark, P, Florida State; 3—James Burroughs, CB, Michigan State; 4—Mike Pagel, QB, Arizona State; 5—Terry Crouch, OG, Oklahoma; 6—Pat Beach, TE, Washington State; 7—Fletcher Jenkins, NT, Washington;



## DRAFT HISTORY

8—Tony Loia, OG, Arizona State; 9—Tony Berryhill, C, Clemson; 10—Tom Derry, S, Widener; 11—Lamont Meacham, CB, Western Kentucky; 12—Johnny Wright, RB, South Carolina.

### 1983

1—John Elway, QB, Stanford; 2—Vernon Maxwell, LB, Arizona State; 3—George Achica, NT, U.S.C.; 4—Phil Smith, WR, San Diego State; 5—Sid Abramowitz, OT, Tulsa; 6—Grant Feasel, C, Abilene Christian; 7—Alvin Moore, RB, Arizona State; 8—Selection traded to Denver; 9A—Jim Mills, OT, Hawaii; 9B—Chris Rose, OT, Stanford; 10—Ronald Hopkins, CB, Murray State; 11—Jim Bob Taylor, QB, Georgia Tech; 12—Carl Williams, WR, Texas Southern.

### 1984

1A—Leonard Coleman, CB, Vanderbilt; 1B—Ron Solt, OG, Maryland; 2—Blaise Winter, DT, Syracuse; 3—Chris Scott, DT, Purdue; 4A—Craig Curry, S, Texas; 4B—George Wonsley, RB, Mississippi State; 5A—Golden Tate, WR, Tennessee State; 5B—Kevin Call, OT, Colorado State; 6—Dwight Beverly, RB, Illinois; 8—Eugene Daniel, CB, Louisiana State; 11—Bob Stowe, OT, Illinois; 12—Steve Hathaway, DE, West Virginia.

### 1985

1—Duane Bickett, LB, Southern California; 2—Don Anderson, CB, Purdue; 3—Anthony Young, S, Temple; 4—Willie Broughton, DE, Miami (Fla.); 5—Roger Caron, OT, Harvard; 6—No selection (traded to Dallas, who selected DE—Kurt Ploeger); 7—James Harbour, WR, Mississippi; 8—Ricky Nichols, WR, East Carolina; 9—Mark Boyer, TE, Southern California; 10—Andre Pinesett, DT, Cal State-Fullerton; 11—No selection (traded to LA Rams, who selected QB—Doug Flutie); 12—David Burnette, OT, Central Arkansas.

### 1986

1—Jon Hand, DE, Alabama; 2—Jack Trudeau, QB, Illinois; 4—Bill Brooks, WR, Boston University; 5A—Scott Kellar, DT, Northern Illinois; 5B—Gary Walker, C, Boston University; 7A—Steve O'Malley, NT, Northern Illinois; 7B—Chris White, K, Illinois; 7C—Tommy Sims, DB, Tennessee; 8—Trell Hooper, DB, Memphis State; 9—Bob Brotzki, OT, Syracuse; 10B—Pete Anderson, C, Georgia; 12A—Steve Wade, DT, Vanderbilt; 12B—Isaac Williams, DT, Florida State.

### 1987

1—Cornelius Bennett, LB, Alabama; 3—Chris Gambol, OT, Iowa; 4—Randy Dixon, OT, Pittsburgh; 5—Roy Banks, WR, Eastern Illinois; 6—Freddie Robinson, DB, Alabama; 7—Mark Bellini, WR, Brigham Young; 8—Chuckie Miller, DB, UCLA; 9—Bob Ontko, LB, Penn State; 10—Chris Goode, DB, Alabama; 11—Jim Reynosa, DE, Arizona State; 12—David Adams, RB, Arizona.

## COLTS DURABILITY LEADERS

Consecutive Games Played		Consecutive Games Started	
Ray Donaldson	105	Ray Donaldson	89
Rohn Stark	73	Cliff Odom	52
Cliff Odom	63	Pat Beach	32
George Wonsley	39	Duane Bickett	32
Dave Ahrens	32	Chris Hinton	32
Pat Beach	32		
Duane Bickett	32		
Mark Boyer	32		
Chris Hinton	32		
Orlando Lowry	32		



## COLTS ATTENDANCE RECORDS

Largest Home Crowd— \* 61,479 vs. Pittsburgh, Nov. 13, 1983

'60,411 vs. Miami, Dec. 9, 1984

Smallest Home Crowd— 16,941 vs. Kansas City, Dec. 21, 1980

Largest Road Crowd— 100,202 at Los Angeles, Dec. 6, 1958

Smallest Road Crowd— 14,813 at Philadelphia (Shibe Park),  
Nov. 15, 1953.

Largest Regular Season Total Attendance—841,497 in 1973  
(60,107 average).

Largest Regular Season Home Attendance—'481,305 in 1984  
(60,163 average)

\* Baltimore

'Indianapolis

### 10 LARGEST CROWDS TO SEE THE COLTS PLAY

Attendance	Site	Results	Date
100,202	Los Angeles	Rams 30, Colts 28	Dec. 6, 1958
91,745*	Ann Arbor	Lions 23, Colts 20	Aug. 22, 1971
80,638	Detroit	Colts 10, Lions 9	Nov. 16, 1980
80,636	New Orleans	Colts 30, Saints 10	Oct. 19, 1969
80,628	Cleveland	Colts 34, Browns 0	Dec. 27, 1968
80,132	Cleveland	Colts 36, Browns 14	Oct. 14, 1962
80,047	Miami	Dolphins 44, Colts 0	Nov. 11, 1973
80,020	Buffalo	Bills 31, Colts 13	Oct. 14, 1973
80,010	Miami	Dolphins 16, Colts 0	Dec. 16, 1972
79,544	Cleveland	Browns 27, Colts 0	Dec. 27, 1964

\*Preseason game at University of Michigan

## COLTS INDIVIDUAL RECORDS

*National Football League records are indicated by an asterisk. Every attempt has been made to compile as complete a table of records as possible. Errors will be corrected if documented. Since the Colts joined the NFL in 1953, the league has increased the number of games played each season from 12 in 1953 to the current 16 in 1978. Here are the dates that the league increased the number of games played each season:*

*1953-60 12 games 1961-77 14 games 1978-84 16 games*

*Note: The 1982 NFL regular season was reduced from 16 games to nine games because of a players' strike.*

### SERVICE

#### Most Seasons

17	(John Unitas, 1956-1972)
13	(Raymond Berry, 1955-1967) (David Lee, 1966-1978) (Dick Szymanski, 1955, 1957-1968) (Gino Marchetti, 1953-1964, 1966)
12	(Lenny Moore, 1956-1967) (Don Shinnick, 1957-1968) (Ordell Braase, 1957-1968)

#### Most Games Played

221	(John Unitas, 1956-1972)
188	(David Lee, 1966-1978)
164	(Don Shinnick, 1957-1968)
164	(Ordell Braase, 1957-1968)

#### Most Consecutive Games Played

155	(Jerry Logan, 1963-1972)
139	(Jim Parker, 1957 to 2nd game of 1967)
138	(Alex Sandusky, 1957-1966)

### SCORING

#### Most Points Scored

Game	24	(Lenny Moore vs. Chicago Bears, Oct. 4, 1958)
	24	(Lenny Moore vs. Los Angeles, Oct. 16, 1960)
	24	(Lenny Moore vs. Minnesota, Oct. 1, 1961)
	24	(Lydell Mitchell vs. Buffalo, Oct. 12, 1975)
Season	120	(Lenny Moore, 1964)
	112	(Raul Allegre, 1983)

	109	(Toni Linhart, 1976)
	106	(Lou Michaels, 1967)
Career	678	(Lenny Moore, 1956-1967)
	586	(Lou Michaels, 1965-1969)
	408	(Raymond Berry, 1955-1967)

#### Most Consecutive Games Scoring

	62	(Lou Michaels, 13th game of 1965 through 14th game of 1969)
--	----	---



## RECORDS

### Most Touchdowns

Game	4	(Lenny Moore vs. Chicago Bears, Oct. 4, 1958)
	4	(Lenny Moore vs. Los Angeles, Oct. 16, 1960)
	4	(Lenny Moore vs. Minnesota, Oct. 1, 1961)
	4	(Lydell Mitchell vs. Buffalo, Oct. 12, 1975)
Season	20	(Lenny Moore, 1964)
	15	(Lenny Moore, 1961)
	15	(Lydell Mitchell, 1975)
Career	113	(Lenny Moore, 1956-1967) (includes one fumble recovery)
	68	(Raymond Berry, 1956-1967)
	57	(Tom Matte, 1961-1972)

### Most Consecutive Games Scoring a Touchdown

\* 14 (Lenny Moore, 1964-1965)

### Most Points after Touchdown

Game	8	(Tom Feamster vs. Los Angeles, Nov. 25, 1956)
	8	(Steve Myhra vs. Green Bay, Nov. 2, 1958)
Season	53	(Lou Michaels, 1964)
	51	(Toni Linhart, 1975)
	50	(Steve Myhra, 1959)
Career	263	(Lou Michaels, 1964-1969)
	184	(Toni Linhart, 1974-1979)
	180	(Steve Myhra, 1957-1961)

### Most Consecutive Points after Touchdown

103 (Lou Michaels, 1964-1966)

### Most Points after Touchdown Attempts

Game	8	(Tom Feamster vs. Los Angeles, Nov. 25, 1956)
	8	(Steve Myhra vs. Green Bay, Nov. 2, 1958)
Season	54	(Lou Michaels, 1964)
	52	(Steve Myhra, 1958)
	52	(Toni Linhart, 1975)
Career	270	(Lou Michaels, 1964-1969)
	195	(Toni Linhart, 1974-1979)
	190	(Steve Myhra, 1957-1961)

### Highest Career Percentage of PATs

(Minimum 50 attempts)	97.4	(Lou Michaels, 1964-1969)
	97.0	(Jim O'Brien, 1970-1972)
	94.7	(Steve Myhra, 1957-61)
	93.7	(Steve Mike-Mayer, 1979-1980)

### Most Field Goals

Game	5	(Lou Michaels vs. San Francisco, Sept. 25, 1966)
	5	(Raul Allegre at Philadelphia, Oct. 30, 1983)
Season	30	(Raul Allegre, 1983)
	24	(Jim Martin, 1963)
	21	(Steve Myhra, 1961)
	21	(Lou Michaels, 1966)
Career	107	(Lou Michaels, 1964-1969)
	72	(Toni Linhart, 1974-1979)
	57	(Raul Allegre, 1983-85)

### Most Consecutive Successful Field Goals

11	(Jim O'Brien, 1971, 1st through 5th games)
10	(Lou Michaels, 1967, 11th through 13th games)

### Most Field Goal Attempts

Season	39	(Steve Myhra, 1961)
	39	(Jim Martin, 1963)
	39	(Lou Michaels, 1966)
Career	198	(Lou Michaels, 1964-1969)
	119	(Toni Linhart, 1974-1979)
	94	(Jim O'Brien, 1970-1972)

### Highest Career Field Goal Percentage

(Minimum 30 attempts)	72.2	(Raul Allegre, 1983-85, 57-79)
	60.5	(Toni Linhart, 1974-1979, 72-119)
	55.3	(Jim O'Brien, 1970-1972, 52-94)
	54.0	(Lou Michaels, 1964-1969, 107-198)

### Highest Single Game Conversion Percentage

(Minimum 5 attempts)	100.0	(Raul Allegre vs. Buffalo, (October 6, 1985 (7 of 7))
	100.0	(Steve Mike-Mayer vs. N.Y. Jets) Sept. 28, 1980, 5 of 5

### Longest Field Goal

58	(Dan Miller at San Diego, Dec. 26, 1982)
56	(Bert Rechichar vs. Chicago Bears, Sept. 27, 1953)

### Most Field Goals Blocked

4 (Bubba Smith, 1971)

### Longest Blocked Field Goal Return

99t (Carl Taseff at Los Angeles, Dec. 12, 1959)

## RUSHING

### MOST RUSHING ATTEMPTS

Game	*40	(Lydell Mitchell at N.Y. Jets, Oct. 20, 1974, 156 yds.)
	35	(Lydell Mitchell vs. Miami, Dec. 9, 1973, 104 yds.)
	34	(Lydell Mitchell vs. New England, Dec. 16, 1973, 142 yds.)
	34	(Lydell Mitchell vs. New England, Dec. 21, 1975, 98 yds.)
Season	301	(Lydell Mitchell, 1977)
	289	(Lydell Mitchell, 1976)
	289	(Lydell Mitchell, 1975)
Career	1391	(Lydell Mitchell, 1972-1977)
	1200	(Tom Matte, 1961-1972)
	1069	(Lenny Moore, 1956-1967)

### Most Rushing Yardage

Game	198	(Norm Bulaich vs. N. Y. Jets, Sept. 19, 1971)
	194	(Alan Ameche vs. Chicago, Sept. 25, 1955)
	185	(Lenny Moore vs. Green Bay, Oct. 28, 1956)
Season	1200	(Lydell Mitchell, 1976)
	1193	(Lydell Mitchell, 1975)
	1159	(Lydell Mitchell, 1977)
	1122	(Curtis Dickey, 1983)
Career	5487	(Lydell Mitchell, 1972-1977)
	5174	(Lenny Moore, 1956-1967)
	4646	(Tom Matte, 1961-1972)

### Best Rushing Average Per Attempt

Season	(Minimum 80 attempts)	7.5	(Lenny Moore, 1956)
		7.3	(Lenny Moore, 1958)
		7.1	(Lenny Moore, 1961)
Career	(Minimum 500 attempts)	4.8	(Lenny Moore, 1956-1967)
		4.4	(Curtis Dickey, 1980-1985)

4.2	(Alan Ameche, 1955-1960)
4.0	(John Unitas, 1956-1972)

### Most Touchdowns Rushing

Game	3	(Alan Ameche at Milwaukee, Oct. 13, 1957)
	3	(Lenny Moore vs. Los Angeles, Oct. 29, 1960)
	3	(Tom Matte at Cleveland, Dec. 29, 1968)
	3	(Tom Matte vs. Washington, Nov. 2, 1969)
	3	(Don McCauley at Miami, Nov. 23, 1975)
	3	(Randy McMillan vs. New England, 12/1/85)
Season	16	(Lenny Moore, 1964)
	11	(Tom Matte, 1969)
	11	(Lydell Mitchell, 1975)
	11	(Curtis Dickey, 1980)
Career	63	(Lenny Moore, 1956-1967)
	45	(Tom Matte, 1961-1972)
	40	(Alan Ameche, 1955-1960)

### Most Consecutive Games Rushing for Touchdown

\* 11 (Lenny Moore, 1963-1964)

### Most 100-Yard Games

Season	5	(Lydell Mitchell, 1975)
Career	16	(Lydell Mitchell, 1972-1977)
	7	(Alan Ameche, 1955-1960)
	6	(Curtis Dickey, 1980-1985)
	6	(Randy McMillan, 1981-1985)

### Longest Run from Scrimmage

80t	(Tom Matte vs. St. Louis, Oct. 12, 1964)
79t	(Alan Ameche vs. Chicago, Sept. 25, 1955)
79t	(Lenny Moore vs. Green Bay, Oct. 28, 1956)

# RECORDS



## RECEIVING

### Most Pass Receptions

Game	13	(Joe Washington at Kansas City, Sept. 2, 1979)
	13	(Lydell Mitchell vs. N.Y. Jets, Dec. 15, 1974)
	12	(Raymond Berry at Washington, Nov. 10, 1957)
	12	(Raymond Berry at N.Y. Giants, Dec. 28, 1958) (NFL Championship game)
	12	(Lydell Mitchell vs. N.Y. Jets, Nov. 28, 1976)
Season	82	(Joe Washington, 1979)
	75	(Raymond Berry, 1961)
	74	(Raymond Berry, 1960)
	72	(Lydell Mitchell, 1974)
Career	631	(Raymond Berry, 1955-1967)
	363	(Lenny Moore, 1956-1967)
	333	(Don McCauley, 1971-1981)

### Most Consecutive Games, Pass Receptions

	43	(Lenny Moore, Nov. 10, 1957 at Washington through Dec. 18, 1960 at San Francisco)
	38	(Raymond Berry, Dec. 28, 1958 at N. Y. Giants through Oct. 1, 1961 vs. Minnesota)
	37	(Jimmy Orr, Oct. 20, 1963 at Detroit through Dec. 12, 1965 vs. Green Bay)

### Most Pass Receiving Yardage

Game	224	(Raymond Berry at Washington, Nov. 10, 1957)
	210	(Roger Carr at N.Y. Jets, Oct. 24, 1976)
Season	1298	(Raymond Berry, 1960)
	1131	(Bill Brooks, 1986)
	1112	(Roger Carr, 1976)
Career	9275	(Raymond Berry, 1955-1967)
	6039	(Lenny Moore, 1956-1967)
	5859	(Jimmy Orr, 1961-1970)

### Best Reception Average Per Catch

Season	(Minimum 25 receptions)
	25.9 (Roger Carr, 1976)
	25.6 (Jimmy Orr, 1968)
	23.5 (Glenn Doughty, 1973)
Career	(Minimum 100 receptions)
	19.3 (Jimmy Orr, 1961-1970)
	18.5 (Roger Carr, 1974-1981)
	17.1 (Ray Butler, 1980-85)

### Most Pass Attempts

Game	57	(Jack Trudeau at N.Y. Jets, Nov. 16, 1986, 27 comp.)
	53	(Jack Trudeau vs. N.Y. Jets, Sept. 28, 1986, 21 comp.)
	53	(Bert Jones vs. N. Y. Jets, Dec. 15, 1974, 36 comp.)
Season	459	(Greg Landry, 1979)
	446	(Bert Jones, 1980)
	436	(John Unitas, 1967)
Career	5110	(John Unitas, 1956-1972)
	2464	(Bert Jones, 1973-1981)
	1155	(Mike Pagel, 1982-1985)

### Most Pass Completions

Game	36	(Bert Jones vs. N.Y. Jets, Dec. 15, 1974, 53 att.)
	29	(Greg Landry vs. N.Y. Jets, Dec. 2, 1979, 49 att.)
	27	(Jack Trudeau at N.Y. Jets, Nov. 16, 1986, 57 att.)
	27	(Bert Jones vs. Denver, Nov. 27, 1977, 46 att.)
	27	(Bert Jones vs. Cleveland, Nov. 9, 1980, 39 att.)
Season	270	(Greg Landry, 1979)
	255	(John Unitas, 1967)
	248	(Bert Jones, 1980)
Career	2796	(John Unitas, 1956-1972)
	1382	(Bert Jones, 1973-1981)
	587	(Mike Pagel, 1982-1985)

### Most Consecutive Pass Completions

	17	(Bert Jones vs. N.Y. Jets, Dec. 15, 1974)
	12	(John Unitas vs. Atlanta, Nov. 27, 1967)

### Most Touchdown Receptions

Game	3	(Jim Mustcheller vs. Green Bay at Milwaukee, Oct. 13, 1957)
	3	(Raymond Berry at Dallas, Oct. 30, 1960)
	3	(Raymond Berry vs. Green Bay, Nov. 16, 1960)
	3	(Jimmy Orr vs. Washington, Dec. 8, 1962)
	3	(Jimmy Orr vs. Los Angeles, Oct. 4, 1964)
	3	(Roger Carr vs. Cincinnati, Sept. 19, 1976)
Season	14	(Raymond Berry, 1959)
	11	(Jimmy Orr, 1962)
	11	(Roger Carr, 1976)
Career	68	(Raymond Berry, 1955-1967)
	50	(Jimmy Orr, 1961-1970)
	48	(Lenny Moore, 1956-1967)

### Most Consecutive Games, Touchdown Receptions

	5	(Raymond Berry, Nov. 15, 1959 vs. Green Bay at Milwaukee through Dec. 12, 1959 at Los Angeles)
	5	(Jimmy Orr, Dec. 2, 1962 at Detroit through Sept. 22, 1963 at San Francisco)
	4	(By many players)

### Most 100-Yard Games

Season	6	(Raymond Berry, 1960)
	5	(Lenny Moore, 1958)
	4	(Raymond Berry, 1958)
	4	(Raymond Berry, 1959)
	4	(Lenny Moore, 1959)
	4	(Lenny Moore, 1960)
	4	(Jimmy Orr, 1962)
Career	23	(Raymond Berry, 1955-1967)
	19	(Lenny Moore, 1956-1967)
	18	(Jimmy Orr, 1961-1970)

### Longest Pass Reception

	90t	(Roger Carr from Bert Jones vs. N. Y. Jets, Nov. 16, 1975)
	89t	(John Mackey from John Unitas at Los Angeles, Oct. 30, 1966)
	89t	(Roger Carr from Bert Jones at Buffalo, Nov. 9, 1975)

## PASSING

### Highest Pass Completion Percentage

Game	92.3	(Bert Jones vs. Kansas City, Nov. 30, 1975)
		(13-12-145)-1TD
Season	(Minimum 140 attempts)	
	60.4	(Bert Jones, 1976)
	59.1	(Greg Landry, 1979)
	59.0	(Bert Jones, 1975)
Career	(Minimum 140 attempts per season)	
	59.1	(Greg Landry, 1979)
	56.1	(Bert Jones, 1973-1981)
	54.7	(John Unitas, 1956-1972)

### Most Yards Passing

Game	401	(John Unitas vs. Atlanta, Sept. 17, 1967)
	397	(John Unitas vs. Cleveland, Nov. 1, 1959)
	385	(John Unitas vs. Minnesota, Dec. 16, 1962)
Season	3481	(John Unitas, 1963)
	3428	(John Unitas, 1967)
	3134	(Bert Jones, 1980)
Career	39768	(John Unitas, 1956-1972)
	17663	(Bert Jones, 1973-1981)
	7474	(Mike Pagel, 1982-1985)

### Most 300-Yards or More Passing Games

	26	(John Unitas, 1956-1972)
--	----	--------------------------

### Highest Average Per Pass Attempt

Season	9.26	(John Unitas, 1964)
	9.18	(Earl Morrall, 1968)
	9.05	(Bert Jones, 1976)
Career	7.78	(John Unitas, 1956-1972)
5 yr. min.	7.16	(Bert Jones, 1973-1981)

### Most Touchdown Passes

Game	5	(Gary Coozzo at Minnesota, Nov. 14, 1965)
------	---	---



## RECORDS

Season	32 (John Unitas, 1959)
	26 (Earl Morrall, 1968)
	25 (John Unitas, 1960)
Career	287 (John Unitas, 1956-1972)
	122 (Bert Jones, 1973-1981)
	47 (Earl Morrall, 1968-1971)

<b>Most Consecutive Games Throwing Touchdown Pass</b>	*47 (John Unitas, 1956-1960)
---	------------------------------

<b>Highest Percentage of Touchdowns Thrown</b>	(Minimum 140 attempts)
Season	8.7 (John Unitas, 1959)
	8.2 (John Unitas, 1965)
	8.0 (John Unitas, 1957)
Career	5.6 (John Unitas, 1956-1972)
5 yr. min.	5.0 (Bert Jones, 1973-1981)

<b>Most Passes Had Intercepted</b>	
Game	6 (Fred Enke at Green Bay, Oct. 18, 1953, 24 attempts)
	5 (Fred Enke at Detroit, Nov. 7, 1953, 15 attempts)
	5 (John Unitas vs. San Francisco, Nov. 26, 1960, 30 attempts)
	5 (John Unitas at Green Bay, Oct. 8, 1961, 24 attempts)

	5 (John Unitas at Detroit, Nov. 20, 1966, 19 attempts)
	5 (Bill Troup vs. Miami, Sept. 10, 1978, 33 attempts)
Season	24 (John Unitas 1960, 1961, and 1966)
Career	246 (John Unitas, 1956-1972)

<b>Fewest Interceptions</b>	(Minimum 140 pass attempts)
Season	6 (John Unitas, 1964)
	6 (John Unitas, 1972)
	6 (Marty Domres, 1972)

<b>Lowest Interception Rate</b>	
Season	2.0 (John Unitas, 1964)
	2.3 (Bert Jones, 1975)
	2.6 (Bert Jones, 1976)
Career	3.9 (Bert Jones, 1973-1981)
	4.8 (John Unitas, 1956-1972)
	5.4 (Marty Domres, 1972-1975)

<b>Longest Pass Completion</b>	
	90t (Bert Jones to Roger Carr vs. N.Y. Jets, Nov. 16, 1975)
	89t (Bert Jones to Roger Carr at Buffalo, Nov. 9, 1975)
	89t (John Unitas to John Mackey at Los Angeles, Oct. 30, 1966)

## PUNTING

<b>Most Punts</b>	
Game	12 (David Lee vs. Oakland, Dec. 24, 1977, AFC Playoffs)
	11 (Cotton Davidson at Chicago Bears, Oct. 10, 1954)
	11 (Joe Don Looney at San Francisco, Nov. 29, 1964)
	11 (David Lee at Miami, Nov. 11, 1973)
	11 (David Lee at New England, Oct. 19, 1975)
Season	99 (Bucky Dilts, 1979)
	98 (Rohn Stark, 1984)
	92 (David Lee, 1978)
Career	838 (David Lee, 1966-1978)
	389 (Rohn Stark, 1982-1986)
	232 (Tom Gilburg, 1961-1965)

<b>Most Yards Punting</b>	
Season	4383 (Rohn Stark, 1984)
	4124 (Rohn Stark, 1983)
	3657 (Bucky Dilts, 1979)

Career	34019 (David Lee, 1966-1978)
	17567 (Rohn Stark, 1982-1986)
	9607 (Tom Gilburg, 1961-1965)

<b>Highest Punting Average</b>	
Season	45.9 (Rohn Stark, 1985)
	45.6 (David Lee, 1966)
	45.3 (David Lee, 1969)
Career	45.2 (Rohn Stark, 1982-1986)
	41.4 (Tom Gilburg, 1961-1965)
	40.6 (David Lee, 1966-1978)

<b>Longest Punt</b>	76 (David Lee at N.Y. Giants, Oct. 17, 1971)
---------------------	--

<b>Most Punts Blocked</b>	
Season	2 (David Lee, 1973, 1977, 1978)
	2 (Bucky Dilts, 1979)
	2 (Mike Bragg, 1980)
	2 (Rohn Stark, 1985)
Career	11 (David Lee, 1966-1978)

## INTERCEPTIONS

<b>Most Interceptions</b>	
Game	3 (Bert Rechichar vs. Chicago Bears, Sept. 27, 1953)
	3 (Tom Keane at Philadelphia, Nov. 15, 1953)
	3 (Gary Glick at Washington, Nov. 26, 1961)
	3 (Jerry Logan at N.Y. Jets, Oct. 18, 1970)
	3 (Jackie Wallace at New England, Sept. 12, 1976)
	3 (Lyle Blackwood vs. N.Y. Jets, Nov. 20, 1977)
	3 (Eugene Daniel vs. Green Bay, Oct. 27, 1985)
	3 (Leonard Coleman vs. New Orleans, Oct. 12, 1986)
Season	11 (Tom Keane, 1953)
	10 (Milt Davis, 1957)
	10 (Lyle Blackwood, 1977)
	9 (Bob Boyd, 1964)
	9 (Bob Boyd, 1965)
Career	57 (Bob Boyd, 1960-1968)
	37 (Don Shinnick, 1957-1968)
	34 (Jerry Logan, 1963-1972)

<b>Most Interception Return Yardage</b>	
Game	121 (Milt Davis at Chicago Bears, Nov. 17, 1957, 2 interceptions)
Season	219 (Milt Davis, 1957)

	199 (Andy Nelson, 1958)
	185 (Bob Boyd, 1964)
Career	994 (Bob Boyd, 1960-1968)
	518 (Rick Volk, 1967-1975)
	410 (Milt Davis, 1957-1960)

<b>Highest Interception Return Average</b>	
Season	(Minimum 4 interceptions)
	36.5 (Lyle Blackwood, 1978)
	31.5 (Jackie Wallace, 1975)
	25.7 (Rick Volk, 1968)
Career	(Minimum 25 interceptions)
	17.4 (Bob Boyd, 1960-1968)
	16.7 (Rick Volk, 1967-1975)
	15.2 (Milt Davis, 1957-1960)

<b>Most Interceptions Returned for Touchdowns</b>	
Season	2 (Milt Davis, 1957)
	2 (Jerry Logan, 1965)
	2 (Jerry Logan, 1970)
	2 (Jackie Wallace, 1975)
	2 (Lyle Blackwood, 1978)
Career	5 (Jerry Logan, 1963-1972)
	4 (Bob Boyd, 1960-1968)
	3 (Andy Nelson, 1957-1963)
	3 (Milt Davis, 1957-1960)

<b>Longest Interception Return</b>	
	94t (Rick Volk at Chicago, Oct. 8, 1967)
	94t (James Burroughs at Minnesota, Dec. 12, 1982)

## KICKOFF RETURNS

<b>Most Kickoff Returns</b>	
Game	7 (Nesby Glasgow at New England, Nov. 18, 1979)
	6 (Bruce Laird vs. N.Y. Jets, Sept. 24, 1972)
	6 (Nesby Glasgow vs. Kansas City, Dec. 20, 1980)

	6 (Zachary Dixon at Washington, Dec. 13, 1981)
	6 (Zachary Dixon vs. Miami, Jan. 2, 1983)
Season	50 (Nesby Glasgow, 1979)
	41 (Marshall Johnson, 1978)
	36 (Zachary Dixon, 1981)

# RECORDS



Career 137 (Bruce Laird, 1972-1979)  
84 (Nesby Glasgow, 1979-1981)  
62 (Tom Matte, 1961-1972)  
62 (Larry Anderson, 1982-1984)

### Most Kickoff Return Yardage

Game 202 (Lenny Lyles at San Francisco, Dec. 18, 1960)

Season 1126 (Nesby Glasgow, 1979)  
927 (Marshall Johnson, 1978)  
843 (Bruce Laird, 1972)

Career 3406 (Bruce Laird, 1972-1979)  
1904 (Nesby Glasgow, 1979-1981)  
1369 (Jim Duncan, 1969-1971)

### Best Kickoff Return Yardage Average

Season (minimum 14 returns)  
35.4 (Jim Duncan, 1970)

Career 30.7 (Alvin Haymond, 1965)  
(minimum 30 returns)  
32.5 (Jim Duncan, 1969-1971)  
27.9 (Jim Sample, 1958-1960)  
27.5 (Buddy Young, 1953-1955)

### Most Kickoff Return Touchdowns

Season 2 (Lenny Lyles, 1958)  
2 (Preston Pearson, 1968)

Career 2 (Preston Pearson, 1967-1968)  
2 (Jim Duncan, 1969-1971)  
2 (Lenny Lyles, 1958, 1961-1969)

### Longest Kickoff Return

104t (Buddy Young at Philadelphia, Nov. 15, 1953)

## PUNT RETURNS

### Most Punt Returns

Game 9 (Nesby Glasgow at Kansas City, Sept. 2, 1979)

8 (Howard Stevens vs. Tampa Bay, Oct. 3, 1976)

Season 44 (Nesby Glasgow, 1979)  
41 (Alvin Haymond, 1965)  
40 (Alvin Haymond, 1966)  
40 (Robbie Martin, 1985)

Career 112 (Carl Taseff, 1953-1961)  
109 (Howard Stevens, 1975-1977)  
108 (Alvin Haymond, 1964-1967)  
84 (Rick Volk, 1967-1975)

### Most Punt Return Yardage

Game 148 (Carl Taseff vs. Green Bay at Milwaukee, Oct. 14, 1956)

Season 443 (Robbie Martin, 1985)  
403 (Alvin Haymond, 1965)  
396 (Howard Stevens, 1975)

Career 1012 (Howard Stevens, 1975-1977)  
911 (Alvin Haymond, 1964-1967)  
826 (Carl Taseff, 1953-1961)

### Highest Punt Return Average

Season (minimum 14 returns)  
12.6 (Wendell Harris, 1964)

11.8 (Ron Gardin, 1970)

Career 11.1 (Robbie Martin, 1985)  
(minimum 30 returns)

13.5 (Ron Gardin, 1970)  
9.2 (Howard Stevens, 1975-1977)  
9.2 (Jerry Logan, 1963-1972)

### Most Punt Returns for Touchdowns

Season 1 (Carl Taseff, 1953)  
1 (Carl Taseff, 1956)

1 (Jerry Logan, 1967)  
1 (Ron Gardin, 1970)  
1 (Nesby Glasgow, 1979)  
1 (Robbie Martin, 1985)

Career 2 (Carl Taseff, 1953-1962)

### Longest Punt Return

90t (Carl Taseff vs. Green Bay at Milwaukee, Oct. 14, 1956)

### Most Fair Catches

Season 20 (Ron Gardin, 1970)  
20 (Rick Volk, 1971)

15 (Nesby Glasgow, 1980)  
15 (Rick Volk, 1967-1975)  
26 (Nesby Glasgow, 1979-1980, 1982)

Career 22 (Alvin Haymond, 1964-1967)

## FUMBLES

### Most Fumble Recoveries

Season 6 (Barney Poole, 1953)  
6 (Stan White, 1973)

### Longest Fumble Return

64t (Stan White vs. Buffalo, Dec. 12, 1976)

52t (Johnie Cooks at New England, Sept. 4, 1983)

# COLTS TEAM RECORDS

## GAMES WON

### Most Wins in a Season

15 1968 (including post-season)  
13 1968 (regular season only)

### Most Consecutive Wins

11 (Sept. 20, 1964 at Green Bay to Nov. 29, 1964 vs. San Francisco)

### Most Consecutive Wins at Home

9 (Nov. 2, 1975 vs. Cleveland to Nov. 1, 1976 vs. Houston)

### Most Consecutive Wins on the Road

8 (Sept. 22, 1968 at Atlanta to Dec. 29, 1968 at Cleveland)

### Most Consecutive Games Without Defeat

15 (Dec. 18, 1966 at San Francisco to Dec. 10, 1967 vs. New Orleans)

## GAMES LOST

### Most Games Lost in a Season

14 (1981)

### Most Consecutive Games Lost

14 (Sept. 13, 1981 vs. Buffalo to Dec. 13, 1981 at Washington)

### Most Consecutive Games Lost at Home

9 (Sept. 22, 1974 vs. Green Bay to Oct. 12, 1975 vs. Buffalo)

### Most Consecutive Games Lost on the Road

12 (Sept. 20, 1981 at Denver to Dec. 26, 1982 at San Diego)

## TIE GAMES

### Most Tie Games in a Season

2 (1967)

### Most Consecutive Tie Games

2 (Oct. 15, 1967 vs. Los Angeles to Oct. 22, 1967 at Minnesota)



# RECORDS

## SCORING

<b>Most Points Scored</b>	5 (at Green Bay, Oct. 8, 1961)
Half	21 (1978)
Game	21 (1953)
Season	428 (1964)
<b>Most Points by Opponent</b>	<b>Fewest Touchdowns Rushing by Opponent</b>
Half	Season 5 (1967)
Game	<b>Most Touchdowns Passing</b>
Season	Game 5 (vs. Green Bay, Nov. 2, 1958)
<b>Fewest Points Scored</b>	5 (at Dallas, Oct. 30, 1960)
Season 113 (1982)	5 (vs. Minnesota, Dec. 16, 1962)
131 (1954)	5 (at Minnesota, Nov. 14, 1965)
<b>Fewest Points by Opponent</b>	5 (vs. Detroit, Oct. 16, 1966)
Season 140 (1971)	Season 33 (1959)
<b>Most Points Scored, Both Teams</b>	<b>Fewest Touchdowns Passing</b>
Game 89 (Baltimore (51) vs. Chicago (38), Oct. 4, 1958)	Season 6 (1982)
<b>Fewest Points Scored, Both Teams</b>	Season 9 (1954)
Game 6 (Buffalo (6) vs. Baltimore (0), Dec. 1, 1974)	9 (1974)
<b>Most Shutouts</b>	<b>Most Touchdowns Passing by Opponent</b>
Season 3 (1968)	Game 7 (at Minnesota, Sept. 28, 1969)
3 (1971)	Season 37 (1981)
<b>Most Shutouts by Opponent</b>	<b>Fewest Touchdowns Passing by Opponent</b>
Season 3 (1972)	Season 8 (1960)
<b>Most Consecutive Shutouts by Opponent</b>	<b>Most Points After Touchdown</b>
2 (Sept. 4, 1978 at Dallas to Sept. 10, 1978 vs. Miami)	Game 8 (vs. Los Angeles, Nov. 25, 1956)
2 (Nov. 21, 1982 at N.Y. Jets to Nov. 28, 1982 at Buffalo)	8 (vs. Green Bay, Nov. 2, 1958)
<b>Most Touchdowns</b>	Season 53 (1964)
Game 8 (vs. Los Angeles, Nov. 25, 1956)	<b>Fewest Points After Touchdown</b>
8 (vs. Green Bay, Nov. 2, 1958)	Season 11 (1982)
Season 54 (1964)	12 (1954)
<b>Most Touchdowns by Opponent</b>	<b>Most Points After Touchdown by Opponent</b>
Game 8 (vs. Chicago, Nov. 25, 1962)	Game 6 (vs. Chicago, Nov. 25, 1962)
Season 54 (1978)	6 (at Pittsburgh, Sept. 8, 1985)
<b>Fewest Touchdowns</b>	Season 53 (1978)
Season 12 (1982)	<b>Most Field Goals</b>
14 (1954)	Game 5 (at Los Angeles, Dec. 4, 1954)
<b>Fewest Touchdowns by Opponent</b>	5 (vs. San Francisco, Sept. 25, 1966)
Season 16 (1968)	5 (at Philadelphia, Oct. 30, 1983)
<b>Most Touchdowns Rushing</b>	Season 30 (1983)
Game 5 (at Buffalo, Oct. 10, 1971)	<b>Most Field Goals by Opponent</b>
5 (vs. Buffalo, Oct. 6, 1985)	Game 5 (at Washington, Nov. 18, 1973)
Season 29 (1964)	Season 25 (1985)
<b>Fewest Touchdowns Rushing</b>	<b>Fewest Field Goals by Opponent</b>
Season 4 (1982)	Season 5 (1971)
4 (1954)	<b>Greatest Margin of Victory</b>
<b>Most Touchdowns Rushing by Opponent</b>	56 (Baltimore (56) vs. Green Bay (0), Nov. 2, 1958)
Game 5 (at Green Bay, Oct. 18, 1953)	<b>Greatest Margin of Defeat</b>
5 (vs. Cleveland, Nov. 1, 1959)	57 (Chicago (57) vs. Baltimore (0), Nov. 25, 1962)

## FIRST DOWNS

<b>Most First Downs</b>	<b>Most First Downs Rushing by Opponent</b>
Game 33 (vs. N.Y. Jets, Dec. 15, 1974)	Game 19 (vs. Miami, Oct. 29, 1972)
Season 327 (1980)	19 (vs. Dallas, Dec. 6, 1981)
<b>Most First Downs by Opponent</b>	Season 162 (1981)
Game 34 (at Philadelphia, Nov. 15, 1981)	<b>Fewest First Downs Rushing by Opponent</b>
Season 406 (1981)	Game 0 (vs. Chicago, Oct. 5, 1957)
<b>Fewest First Downs</b>	0 (vs. San Francisco, Oct. 13, 1963)
Game 4 (at Miami, Nov. 11, 1973)	0 (at Buffalo, Oct. 10, 1971)
Season 141 (1953)	Season 60 (1971)
<b>Fewest First Downs by Opponent</b>	<b>Most First Downs Passing</b>
Game 3 (vs. San Francisco, Nov. 22, 1959)	Game 22 (vs. N.Y. Jets, Dec. 15, 1974)
Season 166 (1971)	Season 174 (1980)
<b>Most First Downs, Both Teams</b>	<b>Fewest First Downs Passing</b>
Game 57 (vs. N.Y. Jets, Dec. 15, 1974)	Game 1 (at Cleveland, Sept. 16, 1973)
<b>Fewest First Downs, Both Teams</b>	Season 79 (1973)
Game 21 (at Chicago, Oct. 10, 1954)	<b>Most First Downs Passing by Opponent</b>
21 (at Chicago, Nov. 16, 1958)	Game 24 (at Minnesota, Sept. 28, 1969)
21 (at Miami, Nov. 11, 1973)	24 (at Miami, Sept. 15, 1985)
<b>Most First Downs Rushing</b>	Season 214 (1981)
Game 18 (at Detroit, Oct. 19, 1958)	<b>Fewest First Downs Passing by Opponent</b>
18 (vs. Buffalo, Oct. 6, 1985)	Game 2 (at Atlanta, Nov. 12, 1967)
Season 146 (1983)	2 (vs. St. Louis, Sept. 17, 1972)
<b>Fewest First Downs Rushing</b>	Season 95 (1971)
Game 0 (vs. Los Angeles, Nov. 27, 1966)	<b>Most First Downs by Penalty</b>
Season 62 (1954)	Season 32 (1979)
62 (1982)	<b>Most First Downs by Penalty by Opponent</b>
	Season 38 (1980)



# RECORDS



## NET YARDS

### Most Net Yards Gained

Game 595 (at Atlanta, Nov. 12, 1967)  
Season 5236 (1976)

### Fewest Net Yards Gained

Game 69 (vs. Detroit, Nov. 6, 1954)  
Season 2483 (1982)  
2716 (1953)

### Most Net Yards Gained by Opponent

Game 597 (at San Francisco, Dec. 13, 1953)  
Season 6793 (1981)

### Fewest Net Yards Gained by Opponent

Game 59 (at Buffalo, Oct. 10, 1971)  
Season 2852 (1971)

## RUSHING

### Most Rushing Attempts

Game 60 (vs. San Francisco, Nov. 22, 1959)  
Season 617 (1977)

### Fewest Rushing Attempts

Game 14 (at Dallas, Dec. 13, 1969)  
Season 293 (1982)  
340 (1960)

### Most Rushing Attempts by Opponent

Game 66 (vs. Dallas, Dec. 6, 1981)  
Season 663 (1978)

### Fewest Rushing Attempts by Opponent

Game 11 (at Buffalo, Oct. 10, 1971)  
Season 335 (1959)

### Most Yards Gained Rushing

Game 318 (vs. Green Bay, Oct. 28, 1956)  
Season 2695 (1983)

### Fewest Yards Gained Rushing

Game 19 (vs. Los Angeles, Sept. 26, 1954)  
Season 1044 (1982)  
1289 (1960)

### Most Yards Gained Rushing by Opponent

Game 354 (vs. Dallas, Dec. 6, 1981)  
Season 3010 (1978)

### Fewest Yards Gained Rushing by Opponent

Game 4 (at Buffalo, Oct. 10, 1971)  
Season 1113 (1971)

## PASSING

### Most Passes Attempted

Game 57 (at N.Y. Jets, Nov. 16, 1986)  
Season 586 (1986)

### Fewest Passes Attempted

Game 7 (at Los Angeles, Dec. 18, 1965)  
Season 266 (1955)

### Most Passes Attempted by Opponent

Game 48 (vs. St. Louis, Nov. 17, 1968)  
Season 508 (1968)

### Fewest Passes Attempted by Opponent

Game 8 (at Miami, Jan. 2, 1972) (AFC Championship)  
Season 281 (1953)

### Most Passes Attempted, Both Teams

Game 98 (at Minnesota, Sept. 28, 1969)  
Season 1096 (1986)

### Fewest Passes Attempted, Both Teams

Game 28 (at Buffalo, Oct. 14, 1973)

### Most Passes Completed

Game 36 (vs. N.Y. Jets, Dec. 15, 1974)  
Season 313 (1979)

### Fewest Passes Completed

Game 3 (at Los Angeles, Dec. 18, 1965)  
3 (at Buffalo, Nov. 28, 1982)  
Season 126 (1953)

### Most Passes Completed by Opponent

Game 36 (at Minnesota, Sept. 28, 1969)

Season 306 (1986)

### Fewest Passes Completed by Opponent

Game 3 (vs. Buffalo, Dec. 17, 1978)  
Season 144 (1960)

### Highest Completion Percentage

Season 59.6 (1975)

### Lowest Completion Percentage

Season 39.5 (1953)

### Most Yards Gained Passing

Game 451 (vs. Minnesota, Dec. 16, 1962)  
Season 3363 (1967)

### Fewest Yards Gained Passing

Game 1 (vs. Buffalo, Oct. 13, 1974)  
Season 1257 (1953)

### Most Yards Gained Passing by Opponent

Game 496 (vs. N.Y. Jets, Sept. 24, 1972)  
Season 4128 (1981)

### Fewest Yards Gained Passing by Opponent

Game 13 (vs. Tampa Bay, Oct. 3, 1976)  
Season 1726 (1960)

### Most Quarterback Sacks

Game 11 (at Los Angeles, Nov. 22, 1964)  
Season 59 (1975)

## INTERCEPTIONS

### Most Passes Had Intercepted

Game 8 (vs. N.Y. Jets, Sept. 23, 1973)  
Season 30 (1978)

### Fewest Passes Had Intercepted

Season 8 (1975)

### Most Interceptions, Both Teams

Game 9 (at Philadelphia, Nov. 15, 1953)  
9 (at N.Y. Jets, Oct. 18, 1970)  
9 (vs. N.Y. Jets, Sept. 23, 1973)

### Most Passes Intercepted by Opponent

Game 7 (at Los Angeles, Dec. 4, 1954)  
7 (vs. Chicago, Oct. 2, 1960)  
Season 40 (1959)

### Fewest Passes Intercepted by Opponent

Season 5 (1982)  
8 (1975)

### Most Interception Return Yardage

Game 144 (vs. Green Bay, Nov. 2, 1958)  
(5 interceptions)  
Season 577 (1959)

### Fewest Interception Return Yardage

Season 75 (1985)

### Most Interception Return Yardage by Opponent

Game 162 (at Denver, Nov. 27, 1977)  
Season 529 (1978)

### Fewest Interception Return Yardage by Opponent

Season 117 (1983)  
129 (1982)

### Most Touchdowns by Interception

Game 3 (at Pittsburgh, Sept. 29, 1968)  
Season 5 (1959)

### Most Touchdowns by Interception by Opponent

Game 2 (vs. N.Y. Jets, Sept. 23, 1973)  
Season 4 (1973)

### Most Touchdowns by Interception, Both Teams

Game 3 (at Pittsburgh, Sept. 29, 1968)  
Season 7 (1959)

### Best Interception Percentage

Season 11.4 (1959)



# RECORDS

## PUNTING

### Most Punts

Game 13 (vs. Oakland, Dec. 24, 1977)  
(AFC Playoffs)  
Season 101 (1979)

### Most Punts by Opponent

Game 11 (vs. N.Y. Jets, Sept. 19, 1971)  
11 (at Kansas City, Sept. 2, 1979)

### Fewest Punts

Game 0 (vs. Cleveland, Nov. 1, 1959)  
0 (vs. Detroit, Nov. 19, 1967)  
0 (at San Diego, Nov. 7, 1976)  
Season 42 (1961)

### Fewest Punts by Opponent

Game 0 (at San Francisco, Dec. 13, 1953)  
0 (vs. Green Bay, Nov. 6, 1960)  
Season 20 (1967)

### Highest Punting Average

Season 45.6 (1966)

### Highest Punting Average by Opponent

Season 41.6 (1983)

### Most Fair Catches

Season 34 (1971)

## PUNT RETURNS

### Most Punt Returns

Season 61 (1965)

### Most Punt Returns by Opponent

Season 87 (1965)

### Most Punt Return Yardage

Season 502 (1962)

### Most Punt Return Yardage by Opponent

Season 642 (1983)

### Most Touchdowns by Punt Return

Game 1 (vs. Green Bay, Oct. 31, 1953)  
1 (at Green Bay, Oct. 14, 1956)  
1 (vs. Detroit, Nov. 19, 1967)  
1 (vs. Miami, Nov. 1, 1970)  
1 (at New England, Nov. 18, 1979)  
1 (vs. Miami, Nov. 17, 1985)  
Season 1 (6 year tie)

### Most Touchdowns by Punt Returns by Opponent

Game 1 (10 game tie)  
Season 2 (1956)

## KICKOFF RETURNS

### Most Kickoff Returns

Season 143 (1981)

### Most Kickoff Returns by Opponent

Season 82 (1968)

### Most Kickoff Return Yardage

Season 1,640 (1981)

### Most Kickoff Return Yardage by Opponent

Season 1,668 (1976)

### Most Touchdowns by Kickoff Returns

Game 1 (11 game tie)  
Season 2 (1958, 1968)

### Most Touchdowns by Kickoff Returns by Opponent

Game 1 (12 game tie)  
Season 2 (1977)

## PENALTIES

### Most Penalties

Game 16 (at Denver Dec. 11, 1983)  
Season 137 (1979)

### Fewest Penalties

Game 0 (at Green Bay (at Milwaukee),  
Sept. 10, 1966)  
Season 51 (1960)

### Most Penalties by Opponent

Game 17 (vs. Pittsburgh, Oct. 30, 1977)  
Season 114 (1975)

### Most Penalty Yards

Game 153 (at Buffalo, Sept. 18, 1983)  
Season 1239 (1979)

### Fewest Penalty Yards

Game 0 (at Green Bay (at Milwaukee),  
Sept. 10, 1966)  
Season 433 (1982)  
483 (1973)

### Most Penalty Yards by Opponent

Game 148 (vs. Chicago, Nov. 21, 1954)  
Season 996 (1978)

## FUMBLES

### Most Fumbles

Game 7 (vs. Miami, Oct. 23, 1983)  
Season 41 (1986)

### Fewest Fumbles

Season 16 (1973)

### Most Fumbles by Opponent

Game 8 (at New England, Oct. 7, 1973)  
Season 40 (1986)

### Most Fumbles Lost

Game 5 (at Detroit, Oct. 20, 1957)  
5 (at Green Bay, Sept. 29, 1963)

### Fewest Fumbles Lost

Season 8 (1967)

### Most Fumbles Recovered

Game 5 (vs. Los Angeles, Nov. 23, 1958)  
Season 27 (1953)

### Fewest Fumbles Recovered, Both Teams

Season 13 (1967)

# TOP CAREER PERFORMANCES

## RUSHING YARDAGE

	Yardage	Player	Attempts	Avg.	Long	TD	Seasons
1.	5487	Lydell Mitchell . . . . .	1391	3.9	64t	27	1972-77
2.	5174	Lenny Moore . . . . .	1069	4.8	79t	63	1956-67
3.	4646	Tom Matte . . . . .	1200	3.9	80t	45	1961-72
4.	4045	Alan Ameche . . . . .	964	4.2	79t	40	1955-60
5.	3876	Randy McMillan . . . . .	990	3.9	42	24	1981-86
6.	3490	Curtis Dickey . . . . .	800	4.4	67t	26	1980-85
7.	2668	Jerry Hill . . . . .	706	3.8	50	22	1961, 63-70
8.	2627	Don McCauley . . . . .	770	3.4	36	40	1971-81
9.	2342	Joe Washington . . . . .	626	3.7	29	5	1978-80
10.	1777	John Unitas . . . . .	450	4.0	34	13	1956-71

# RECORDS



## PASS RECEPTIONS

No.	Player	Yardage	Avg.	Long	TD	Seasons
1.	631 Raymond Berry	9275	14.7	70t	68	1955-67
2.	363 Lenny Moore	6039	16.6	82t	48	1956-67
3.	333 Don McCauley	3026	9.1	44	17	1971-81
4.	320 John Mackey	5126	16.0	89t	38	1963-71
5.	303 Jimmy Orr	5859	19.3	84	50	1961-70
6.	298 Lydell Mitchell	2523	8.4	40t	14	1972-77
7.	254 Roger Carr	4690	18.5	90t	29	1974-81
8.	249 Tom Matte	2869	11.5	88t	12	1961-72
9.	219 Jim Mutscheller	3635	16.6	66t	40	1954-61
10.	219 Glenn Doughty	3547	16.2	66t	24	1972-79

## PASSING YARDAGE

Yardage	Player	Comple- tions/ Attempts	Pct.	Int.	TD	Seasons
1.	39768 John Unitas	1796-5110	54.7	246	387	1956-72
2.	17663 Bert Jones	1382-2464	56.1	97	122	1973-81
3.	7474 Mike Pagel	587-1155	50.8	47	39	1982-85
4.	5666 Earl Morrall	363-676	53.7	40	47	1968-71
5.	3471 Marty Domres	293-576	50.9	31	21	1972-75
6.	3402 Greg Landry	308-533	57.8	19	17	1979-81
7.	2820 George Shaw	210-410	51.2	31	21	1955-58
8.	2225 Jack Trudeau	204-417	48.9	18	8	1986
9.	1999 Bill Troup	162-316	51.3	23	10	1976-78
10.	1783 Gary Kerkorian	134-248	54.0	17	11	1954-56, 58

## RECEIVING YARDAGE

Yardage	Player	Recep- tions	Avg.	Long	TD	Seasons
1.	9275 Raymond Berry	631	14.7	70t	68	1955-67
2.	6039 Lenny Moore	363	16.6	82t	48	1956-67
3.	5859 Jimmy Orr	303	19.3	84	50	1961-70
4.	5126 John Mackey	320	16.0	89t	38	1963-71
5.	4690 Roger Carr	254	18.5	90t	29	1974-81
6.	3635 Jim Mutscheller	219	16.6	66t	40	1954-61
7.	3547 Glenn Doughty	219	16.2	66t	24	1972-79
8.	3026 Don McCauley	333	9.1	44	17	1971-81
9.	2890 Ray Butler	169	17.1	74t	24	1980-85
10.	2883 Willie Richardson	188	15.3	79t	24	1963-69, 71

## SCORING

Points	Player	TDR	TDP	TDRt	FG	PAT	Seasons
1.	678 Lenny Moore	63	48	2	0	0	1956-67
2.	586* Lou Michaels	0	0	0	107	263	1964-69
3.	408 Raymond Berry	0	68	0	0	0	1955-67
4.	394 Toni Linhart	0	0	0	70	184	1974-79
5.	348 Don McCauley	40	17	1	0	0	1971-81
6.	342 Tom Matte	45	12	0	0	0	1961-72
7.	312 Steve Myhra	0	0	0	44	180	1957-61
8.	300 Jimmy Orr	0	50	0	0	0	1961-70
9.	264 Alan Ameche	40	4	0	0	0	1955-60
10.	263 Jim O'Brien	0	2	0	52	95	1970-72

\*Includes one safety

## INTERCEPTIONS

No.	Player	Yardage	Avg.	Long	TD	Seasons
1.	57 Bob Boyd	994	17.4	74	4	1960-68
2.	37 Don Shinnick	255	6.9	23	0	1957-68
3.	34 Jerry Logan	397	11.7	38t	5	1963-72
4.	32 Andy Nelson	365	11.4	69	3	1957-63
5.	31 Rick Volk	518	16.7	94t	1	1967-75
6.	27 Milt Davis	410	15.2	75t	3	1957-60
7.	25 Stan White	348	13.9	40	2	1972-79
8.	24 Bert Rechichar	296	12.3	42	1	1953-59
9.	21 Bill Pellington	248	11.8	30t	1	1953-64
10.	21 Mike Curtis	227	10.8	38t	2	1965-75



## RECORDS

### TOP SEASONAL PERFORMANCES

#### RUSHING YARDAGE

	Yardage	Player	Attempts	Season
1.	1200	Lydell Mitchell	289	1976
2.	1193	Lydell Mitchell	289	1975
3.	1159	Lydell Mitchell	301	1977
4.	1122	Curtis Dickey	254	1983
5.	963	Lydell Mitchell	253	1973
6.	961	Alan Ameche	213	1955
7.	956	Joe Washington	240	1978
8.	909	Tom Matte	234	1969
9.	884	Joe Washington	242	1979
10.	858	Alan Ameche	178	1956
11.	858	Randy McMillan	190	1985

#### PASS RECEPTIONS

	Receptions	Player	Yardage	Season
1.	82	Joe Washington	750	1979
2.	75	Raymond Berry	873	1961
3.	74	Raymond Berry	1298	1960
4.	72	Lydell Mitchell	544	1974
5.	71	Matt Bouza	830	1986
6.	71	Lydell Mitchell	620	1977
7.	66	Raymond Berry	959	1959
8.	65	Bill Brooks	1131	1986
9.	63	Willie Richardson	860	1967
10.	61	Roger Carr	924	1980
11.	60	Lydell Mitchell	555	1976
12.	60	Lydell Mitchell	544	1975

#### RECEIVING YARDAGE

	Yardage	Player	Receptions	Season
1.	1298	Raymond Berry	74	1960
2.	1131	Bill Brooks	65	1986
3.	1112	Roger Carr	43	1976
4.	974	Jimmy Orr	55	1962
5.	959	Raymond Berry	66	1959
6.	938	Lenny Moore	50	1958
7.	936	Lenny Moore	45	1960
8.	924	Roger Carr	61	1980
9.	873	Raymond Berry	75	1961
10.	867	Jimmy Orr	40	1964

#### PASSING YARDAGE

	Yardage	Player	Completions/				Season
			Attempts	Pct.	Int.	TD	
1.	3481	John Unitas	237-410	57.8	12	20	1963
2.	3428	John Unitas	255-436	58.5	16	20	1967
3.	3134	Bert Jones	248-446	55.6	21	23	1980
4.	3104	Bert Jones	207-343	60.4	9	24	1976
5.	3099	John Unitas	190-378	50.3	24	25	1960
6.	3094	Bert Jones	244-426	57.3	20	21	1981
7.	2990	John Unitas	229-420	54.5	24	16	1961
8.	2967	John Unitas	222-389	57.1	23	23	1962
9.	2932	Greg Landry	270-457	59.1	15	15	1979
10.	2909	Earl Morrall	182-317	57.4	17	26	1968

# RECORDS



## SCORING

	Points	Player	TD	FG	PAT	Other	Season
1.	120	Lenny Moore . . . . .	20	0	0	0	1964
2.	112	Raul Allegre . . . . .	0	30	22	0	1983
3.	109	Toni Linhart . . . . .	0	20	49	0	1976
4.	106	Lou Michaels . . . . .	0	20	46	0	1967
5.	104	Jim Martin . . . . .	0	24	32	0	1963
6.	104	Lou Michaels . . . . .	0	17	53	0	1964
7.	102	Lou Michaels . . . . .	0	18	48	0	1968
8.	101	Lou Michaels . . . . .	0	17	48	Safety	1965
9.	98	Lou Michaels . . . . .	0	21	35	0	1966
10.	96	Steve Myhra . . . . .	0	21	33	0	1961

## PUNTING AVERAGE

	Average	Player	No.	Yards	Long	Blk	Season
1.	45.9	Rohn Stark . . . . .	78	3584	68	2	1985
2.	45.6	David Lee . . . . .	49	2233	64	1	1966
3.	45.3	David Lee . . . . .	57	2580	66	0	1969
4.	45.3	Rohn Stark . . . . .	91	4124	68	0	1983
5.	45.2	Rohn Stark . . . . .	76	3432	63	0	1986
6.	44.7	David Lee . . . . .	63	2820	62	1	1970
7.	44.7	Rohn Stark . . . . .	98	4383	72	0	1984
8.	44.4	Rohn Stark . . . . .	46	2044	60	0	1982
9.	43.0	Tom Gilburg . . . . .	42	1804	61	0	1961
10.	42.4	Joe Don Looney . . . . .	32	1358	64	0	1964

## INTERCEPTIONS

	No.	Player	Yards	Avg.	Long	TD	Season
1.	11	Tom Keane . . . . .	118	10.7	35	0	1953
2.	10	Milt Davis . . . . .	219	21.9	75	2	1957
3.	10	Lyle Blackwood . . . . .	163	16.3	37	0	1977
4.	9	Bob Boyd . . . . .	185	20.6	47	0	1964
5.	9	Bob Boyd . . . . .	78	8.7	24	1	1965
6.	8	Andy Nelson . . . . .	199	24.9	69	1	1958
7.	8	Ray Brown . . . . .	149	18.6	30	0	1958
8.	8	Bob Boyd . . . . .	160	20.0	49	1	1968
9.	8	Charlie Stukes . . . . .	95	11.9	40	0	1971
10.	8	Stan White . . . . .	135	16.9	32	1	1975
11.	8	Eugene Daniel . . . . .	53	6.6	29	0	1985

## TOP SINGLE GAME PERFORMANCES

### 100-YARD RUSHING GAMES

	Yardage	Attempts	Player	Opponent	Date
1.	198	22	Norm Bulaich	New York Jets	Sept. 19, 1971
2.	194	21	Alan Ameche	Chicago Bears	Sept. 25, 1955
3.	185	13	Lenny Moore	Green Bay Packers	Oct. 28, 1956
4.	178	26	Lydell Mitchell	Kansas City Chiefs	Nov. 30, 1975
5.	170	27	George Wonsley	Detroit Lions	Sept. 22, 1985
6.	162	25	Albert Bentley	Los Angeles Raiders	Dec. 21, 1986
7.	162	20	Alan Ameche	Los Angeles Rams	Nov. 25, 1956
8.	156	40	Lydell Mitchell	New York Jets	Oct. 20, 1974
9.	153	21	Alan Ameche	Detroit Lions	Oct. 1, 1955
10.	151	33	Lydell Mitchell	Atlanta Falcons	Nov. 17, 1974
11.	146	16	Randy McMillan	New England Patriots	Sept. 6, 1981
12.	142	26	Alan Ameche	Chicago Bears	Nov. 16, 1958
13.	142	34	Lydell Mitchell	New England Patriots	Dec. 16, 1973
14.	142	17	Lydell Mitchell	Miami Dolphins	Oct. 9, 1977
15.	136	16	George Taliaferro	Los Angeles Rams	Nov. 22, 1953
16.	136	12	Lenny Moore	Detroit Lions	Oct. 19, 1958



## RECORDS

17.	136	28	Lydell Mitchell	Houston Oilers	Nov. 1, 1976
18.	133	22	Lydell Mitchell	New Orleans Saints	Sept. 30, 1973
19.	130	15	Curtis Dickey	Dallas Cowboys	Dec. 6, 1981
20.	126	14	Tony Lorick	Chicago Bears	Nov. 8, 1964
21.	126	20	Joe Washington	Miami Dolphins	Oct. 29, 1978
22.	126	24	Randy McMillan	Green Bay Packers	Oct. 27, 1985
23.	123	18	Curtis Dickey	New York Jets	Dec. 4, 1983
24.	122	15	Carl Taseff	Green Bay Packers	Nov. 13, 1954
25.	121	23	Curtis Dickey	St. Louis Cardinals	Sept. 16, 1984
26.	120	11	Lenny Moore	Cleveland Browns	Nov. 11, 1956
27.	120	25	Alan Ameche	San Francisco 49ers	Nov. 22, 1959
28.	120	13	Tom Matte	Los Angeles Rams	Dec. 15, 1963
29.	119	23	Lydell Mitchell	New York Giants	Dec. 7, 1975
30.	118	9	Lenny Moore	Los Angeles Rams	Oct. 16, 1960
31.	117	19	John Huzvar	Detroit Lions	Nov. 7, 1953
32.	117	22	Alan Ameche	Green Bay Packers	Oct. 29, 1955
33.	117	21	Tom Matte	Washington Redskins	Nov. 2, 1969
34.	116	11	Tom Matte	New York Jets**	Jan. 12, 1969
35.	116	25	Norm Bulaich	Cincinnati Bengals***	Dec. 26, 1971
36.	115	12	Curtis Dickey	Denver Broncos	Sept. 20, 1981
37.	115	27	Lydell Mitchell	Dallas Cowboys	Sept. 26, 1976
38.	114	8	Lenny Moore	San Francisco 49ers	Nov. 30, 1958
39.	114	32	Lydell Mitchell	Seattle Seahawks	Sept. 18, 1977
40.	114	16	Randy McMillan	Buffalo Bills	Sept. 30, 1984
41.	112	26	Don McCauley	New York Jets	Oct. 22, 1972
42.	112	27	Lydell Mitchell	Buffalo Bills	Nov. 9, 1975
43.	112	20	Randy McMillan	Buffalo Bills	Oct. 6, 1985
44.	111	29	Lydell Mitchell	Washington Redskins	Nov. 7, 1977
45.	110	17	Tom Matte	Detroit Lions	Nov. 19, 1967
46.	110	23	Curtis Dickey	Houston Oilers	Dec. 18, 1983
47.	109	20	Don McCauley	New Orleans Saints	Sept. 30, 1973
48.	109	19	Randy McMillan	Philadelphia Eagles	Oct. 30, 1983
49.	108	18	Alan Ameche	Cleveland Browns	Nov. 11, 1956
50.	108	15	Norm Bulaich	New York Giants	Oct. 17, 1971
51.	108	13	Randy McMillan	Tampa Bay Buccaneers	Dec. 15, 1985
52.	107	19	Lydell Mitchell	Buffalo Bills	Oct. 12, 1975
53.	106	22	Joe Washington	Cincinnati Bengals	Nov. 4, 1979
54.	106	26	Lydell Mitchell	Miami Dolphins	Nov. 23, 1975
55.	106	27	Lydell Mitchell	Cincinnati Bengals	Sept. 29, 1976
56.	104	35	Lydell Mitchell	Miami Dolphins	Dec. 9, 1973
57.	102	16	Curtis Dickey	New England Patriots	Nov. 23, 1980
58.	100	17	Albert Bentley	Buffalo Bills	Oct. 6, 1985

\*NFL Record

\*\*Super Bowl III

\*\*\*AFC Playoff

Career 100-Yard Games—Mitchell, 16; Ameche, 7; Dickey, 6; McMillan, 6; Moore, 5; Matte, 4; Bulaich, 3; Bentley, 2; McCauley, 2; Washington, 2; Huzvar, 1; Lorick, 1; Taseff, 1; Taliaferro, 1; Wonsley, 1

## RECEIVING YARDAGE

Yardage	Receptions	Player	Opponent	Date	
1.	224	12	Raymond Berry	Washington Redskins	Nov. 10, 1957
2.	210	5	Roger Carr	New York Jets	Oct. 2, 1976
3.	198	6	Roger Carr	Cincinnati Bengals	Sept. 19, 1976
4.	195	4	Raymond Berry	Dallas Cowboys	Oct. 30, 1960
5.	190	11	Ed Hinton	Kansas City Chiefs	Sept. 28, 1970
6.	187	6	Roger Carr	New England Patriots	Sept. 18, 1978
7.	186	11	Raymond Berry	Detroit Lions	Oct. 23, 1960
8.	184	11	Willie Richardson	Philadelphia Eagles	Sept. 24, 1967
9.	181	6	Lenny Moore	New York Giants	Nov. 9, 1958
10.	180	6	Lenny Moore	San Francisco 49ers	Dec. 8, 1957

Career 100-Yard Games—Berry, 23; Moore, 19; Orr, 18; Carr, 10; Mackey, 7; Doughty, 6; Mutscheller, 6; W. Richardson, 5; Chester, 3; Hinton, 3; Brooks, 2; Mitchell, 2; Washington, 2; Bouza, 1; Butler, 1; Capers, 1; Henry, 1; Porter, 1.



## PASSING YARDAGE

	Yardage	Completions/ Attempts	Player	Opponent	Date
1.	401	22-32	John Unitas	Atlanta Falcons	Sept. 17, 1967
2.	397	23-41	John Unitas	Cleveland Browns	Nov. 1, 1959
3.	385	19-34	John Unitas	Minnesota Vikings	Dec. 16, 1962
4.	385	36-53	Bert Jones	New York Jets	Dec. 15, 1974
5.	376	17-24	John Unitas	Detroit Lions	Nov. 10, 1963
6.	376	33-44	John Unitas	New York Jets	Sept. 24, 1972
7.	370	17-20	John Unitas	Atlanta Falcons	Nov. 12, 1967
8.	367	25-36	John Unitas	Washington Redskins	Dec. 8, 1962
9.	359	27-57	Jack Trudeau	New York Jets	Nov. 16, 1986
10.	357	20-27	Bert Jones	Miami Dolphins	Sept. 27, 1981
11.	357	22-40	John Unitas	Detroit Lions	Dec. 4, 1960

Career 300-Yard Games—Unitas, 27; Jones, 8; Morrall, 2; Trudeau, 2; Hogeboom, 1; Landry, 1.

## PASS RECEPTIONS

	Recep- tions	Yardage	Player	Opponent	Date
1.	13	130	Joe Washington	Kansas City Chiefs	Sept. 2, 1979
2.	13	82	Lydell Mitchell	New York Jets	Dec. 15, 1974
3.	12	224	Raymond Berry	Washington Redskins	Nov. 10, 1957
4.	12	178	Raymond Berry	New York Giants*	Dec. 28, 1958
5.	12	64	Lydell Mitchell	New York Jets	Nov. 28, 1976
6.	11	156	Raymond Berry	Cleveland Browns	Nov. 1, 1959
7.	11	186	Raymond Berry	Detroit Lions	Oct. 23, 1960
8.	11	184	Willie Richardson	Philadelphia Eagles	Sept. 24, 1967
9.	11	190	Eddie Hinton	Kansas City Chiefs	Sept. 28, 1970
10.	11	90	Lydell Mitchell	Denver Broncos	Nov. 10, 1974
11.	11	112	Don McCauley	Denver Broncos	Nov. 27, 1987
12.	11	88	Curtis Dickey	Cincinnati Bengals	Oct. 11, 1981
13.	11	68	Randy McMillan	New York Jets	Nov. 8, 1981

\*NFL Championship

Career Games 10 Receptions or More—Berry, 9; Mitchell, 3; McCauley, 3; Washington, 3; Hinton, 1; Richardson, 1; Dickey, 1; McMillan, 1.

## INDIANAPOLIS COLTS CHEERLEADERS

For the fourth year, the Indianapolis Colts are pleased to present an exciting group of young ladies who are as talented as they are attractive. The Indianapolis Colts Cheerleaders have been training since April to prepare an exciting, dynamic dance group to entertain football fans and non-fans alike. The open auditions held on April 4 attracted girls from throughout Indiana and surrounding areas. Glemby Inc. provides make ups and hair services for the cheerleaders.

The 30-member cheerleading squad also participates in charitable appearances which benefit the community and the girls themselves. Anyone interested in securing an appearance may contact the Colts Public Relations Office.



## RECORDS

### YEAR-BY-YEAR LEADERS

SCORING		TD	PAT	FG	TP
1953	Bert Rechichar	3	0-0	5-12	33
1954	Gary Kerkorian	1	11-12	5-10	32
1955	Bert Rechichar	0	25-26	10-24	55
1956	Lenny Moore	9	0-0	0-0	54
1957	Lenny Moore	11	0-0	0-0	66
1958	Lenny Moore	14	0-0	0-0	84
1959	Raymond Berry	14	0-0	0-0	84
1960	Lenny Moore	13	0-0	0-0	78
1961	Steve Myhra	0	33-34	21-39	96
1962	Dick Bielski	2	25-28	11-25	70
1963	Jim Martin	0	32-35	24-39	104
1964	Lenny Moore	20	0-0	0-0	120
1965	Lou Michaels	0	48-48	17-28	99
1966	Lou Michaels	0	35-36	21-39	98
1967	Lou Michaels	0	46-48	20-37	106
1968	Lou Michaels	0	48-50	18-28	102
1969	Tom Matte	13	0-0	0-0	78
1970	Jim O'Brien	0	36-38	19-34	93
1971	Jim O'Brien	0	35-36	20-29	95
1972	Jim O'Brien	2	24-24	13-31	75
1973	George Hunt	0	22-24	16-28	70
1974	Toni Linhart	0	22-22	12-20	58
1975	Lydell Mitchell	15	0-0	0-0	90
1976	Toni Linhart	0	49-51	20-27	109
1977	Toni Linhart	0	32-35	17-26	83
1978	Toni Linhart	0	27-31	8-17	51
1979	Steve Mike-Mayer	0	28-29	11-20	61
1980	Steve Mike-Mayer	0	43-46	12-23	79
1981	Curtis Dickey	10	0-0	0-0	60
1982	Mike Wood	0	6-6	6-10	24
1983	Raul Allegre	0	22-24	30-35	112
1984	Raul Allegre	0	14-14	11-18	47
1985	Raul Allegre	0	36-39	16-26	84
1986	Dean Biasucci	0	26-27	13-25	65

RUSHING		Yards	Attempts	Avg.	Long	TD
1953	John Huzvar	515	119	4.3	36	4
1954	Buddy Young	311	70	4.4	57	2
1955	Alan Ameche	961	213	4.5	79	9
1956	Alan Ameche	858	178	4.8	43	8
1957	Alan Ameche	493	144	3.4	49	5
1958	Alan Ameche	791	171	4.6	22	8
1959	Alan Ameche	679	178	3.8	26	7
1960	Lenny Moore	374	91	4.1	57	4
1961	Joe Perry	675	168	4.0	27	3
1962	Lenny Moore	470	106	4.4	25	2
1963	Tom Matte	541	133	4.1	31	4
1964	Lenny Moore	584	157	3.7	32	16
1965	Jerry Hill	516	147	3.5	20	5
1966	Tony Lorick	524	143	3.7	41	3
1967	Tom Matte	636	147	4.3	30	9
1968	Tom Matte	662	183	3.6	23	9
1969	Tom Matte	909	235	3.9	26	11
1970	Norm Bulaich	426	139	3.0	15	3
1971	Norm Bulaich	741	152	4.9	67	8
1972	Don McCauley	675	178	3.8	36	2
1973	Lydell Mitchell	963	253	3.8	36	2
1974	Lydell Mitchell	757	214	3.5	31	5
1975	Lydell Mitchell	1193	289	4.1	70	11
1976	Lydell Mitchell	1200	289	4.2	43	5
1977	Lydell Mitchell	1159	301	3.9	64	3
1978	Joe Washington	956	240	4.0	29	0
1979	Joe Washington	884	242	3.6	26	4
1980	Curtis Dickey	800	176	4.5	51t	11
1981	Curtis Dickey	779	164	4.8	67t	7
1982	Randy McMillan	305	101	3.0	13	1
1983	Curtis Dickey	1122	254	4.4	56	4
1984	Randy McMillan	705	163	4.3	31	5
1985	Randy McMillan	858	190	4.5	38	7
1986	Randy McMillan	609	189	3.2	28	3



# RECORDS



PASSING		Attempts	Completions	Pct.	Yards	TD	Int.
1953	Fred Enke	169	71	42.0	1054	8	15
1954	Gary Kerkorian	217	117	53.9	1515	9	12
1955	George Shaw	237	119	50.2	1586	10	19
1956	John Unitas	198	110	55.6	1498	9	10
1957	John Unitas	301	172	57.1	2550	24	17
1958	John Unitas	263	136	51.7	2007	19	7
1959	John Unitas	367	193	52.6	2899	32	14
1960	John Unitas	378	190	50.3	3099	25	24
1961	John Unitas	420	229	54.5	2990	16	24
1962	John Unitas	389	222	57.1	2967	23	23
1963	John Unitas	410	237	57.8	3481	20	12
1964	John Unitas	305	158	51.8	2824	19	6
1965	John Unitas	282	164	58.2	2530	23	12
1966	John Unitas	348	195	56.0	2748	22	24
1967	John Unitas	436	255	58.5	3428	20	16
1968	Earl Morrall	317	182	57.4	2909	26	17
1969	John Unitas	327	178	54.4	2342	12	20
1970	John Unitas	321	166	51.7	2213	14	18
1971	John Unitas	176	92	52.3	942	3	9
1972	Marty Domres	222	115	51.8	1392	11	6
1973	Marty Domres	191	93	48.7	1153	9	13
1974	Bert Jones	270	143	53.0	1610	8	12
1975	Bert Jones	344	203	59.0	2483	18	8
1976	Bert Jones	343	207	60.4	3104	24	9
1977	Bert Jones	393	224	57.0	2686	17	11
1978	Bill Troup	296	154	52.0	1882	10	21
1979	Greg Landry	457	270	59.1	2932	15	15
1980	Bert Jones	446	248	55.6	3134	23	21
1981	Bert Jones	426	244	57.3	3094	21	20
1982	Mike Pagel	221	111	50.2	1281	5	7
1983	Mike Pagel	328	163	49.7	2353	12	17
1984	Mike Pagel	212	114	53.8	1426	8	8
1985	Mike Pagel	394	199	50.5	2414	14	15
1986	Jack Trudeau	417	204	48.9	2225	8	18

## PASS RECEPTIONS

	No.	Yards	Avg.	Long	TD	
1953	Dan Edwards	35	312	8.9	32	3
1954	Dan Edwards	40	531	13.3	42	1
1955	Jim Mutscheller	33	518	15.7	48	7
1956	Jim Mutscheller	44	715	16.3	53	6
1957	Raymond Berry	47	800	17.0	67	6
1958	Raymond Berry	56	794	14.2	54	9
1959	Raymond Berry	66	959	14.5	55	14
1960	Raymond Berry	74	1298	17.5	70	10
1961	Raymond Berry	75	837	11.6	44	0
1962	Jimmy Orr	55	974	17.7	80	11
1963	Tom Matte	48	466	9.7	49	1
1964	Raymond Berry	43	663	15.4	46	6
1965	Raymond Berry	58	739	12.7	40	7
1966	Raymond Berry	56	786	14.0	40	7
1967	Willie Richardson	63	860	13.7	31	8
1968	John Mackey	45	644	14.3	45	5
1969	Willie Richardson	43	646	15.0	39	3
1970	Eddie Hinton	47	733	15.3	40	5
1971	Tom Mitchell	33	402	12.2	35	0
1972	Tom Mitchell	40	494	12.3	34	4
1973	Glenn Doughty	26	584	22.5	66	4
1974	Lydell Mitchell	72	544	7.6	24	2
1975	Lydell Mitchell	60	544	9.1	35	4
1976	Lydell Mitchell	60	555	9.3	40	3
1977	Lydell Mitchell	71	620	8.7	38	4
1978	Joe Washington	45	377	8.4	33	1
1979	Joe Washington	82	750	9.1	43t	3
1980	Roger Carr	61	924	15.1	43	5
1981	Randy McMillan	50	466	9.3	31	1
1982	Matt Bouza	22	287	13.0	34	2
1983	Bernard Henry	30	416	13.9	40t	4
1984	Ray Butler	43	664	15.4	74t	6
1985	Pat Beach	36	376	10.4	30	6
1986	Matt Bouza	71	830	11.7	33	5



## RECORDS

KICKOFF RETURNS		No.	Yards	Avg.	Long	TD
1953	Larry Coutre	12	318	26.5	78	0
1954	Buddy Young	13	308	23.7	30	0
1955	Bob White	14	400	28.6	54	0
1956	Billy Vessels	16	379	23.7	42	0
1957	Jack Call	14	329	23.5	45	0
1958	Lenny Lyles	11	398	36.2	103t	2
1959	Johnny Sample	17	457	26.9	80	0
1960	Johnny Sample	18	519	28.8	94	1
1961	Lenny Lyles	28	672	24.0	64	0
1962	Bake Turner	20	504	25.2	37	0
1963	Tom Matte	16	331	20.7	34	0
1964	Tony Lorick	13	385	29.6	71	0
1965	Alvin Haymond	20	614	30.7	53	0
1966	Lenny Moore	18	453	25.2	54	0
1967	Lenny Moore	16	392	24.4	37	0
1968	Preston Pearson	15	527	30.4	102t	2
1969	Jim Duncan	19	560	29.5	92	1
1970	Jim Duncan	20	707	35.4	99	1
1971	Charlie Pittman	14	330	23.6	37	0
1972	Bruce Laird	29	843	29.1	73	0
1973	Cotton Speyrer	17	496	29.1	101t	1
1974	Bruce Laird	19	499	26.3	55	0
1975	Bruce Laird	31	799	25.8	65	0
1976	Howard Stevens	30	710	23.7	83	0
1977	Bruce Laird	24	541	22.5	35	0
1978	Marshall Johnson	41	927	22.6	57	0
1979	Nesby Glasgow	50	1126	22.5	58	0
1980	Nesby Glasgow	33	743	22.5	44	0
1981	Zachary Dixon	36	737	20.5	46	0
1982	Larry Anderson	27	517	19.1	33	0
1983	Kendall Williams	20	490	24.5	90	0
1984	Phil Smith	32	651	20.3	96t	1
1985	Albert Bentley	27	674	25.0	48	0
1986	Albert Bentley	32	687	21.5	37	0

PUNT RETURNS		No.	Yards	Avg.	Long	TD	FC
1953	George Taliatferro	10	31	3.1	7	0	
1954	Buddy Young	14	60	4.3	16	0	
1955	Bert Rechichar	30	121	4.0	24	0	
1956	Carl Taseff	27	233	8.6	90	1	
1957	Bert Rechichar	22	71	3.2	22	0	
1958	Carl Taseff	29	196	6.8	33	0	
1959	Carl Taseff	15	104	6.9	25	0	
1960	Johnny Sample	14	101	7.2	26	0	
1961	Bob Boyd	18	173	9.6	46	0	
1962	Bake Turner	9	94	10.4	43	0	
1963	Jerry Logan	28	279	10.0	38	0	0
1964	Wendell Harris	17	214	12.6	39	0	5
1965	Alvin Haymond	41	403	9.8	55	0	9
1966	Alvin Haymond	40	347	8.7	64	0	8
1967	Alvin Haymond	26	155	6.0	31	0	4
1968	Rick Volk	25	198	7.9	24	0	7
1969	Rick Volk	10	58	5.8	14	0	6
1970	Ron Gardin	28	330	11.8	80	1	20
1971	Rick Volk	22	118	5.4	18	0	20
1972	Bruce Laird	34	303	8.9	42	0	11
1973	Bruce Laird	15	72	4.8	13	0	6
1974	Tim Berra	16	114	7.1	14	0	2
1975	Howard Stevens	36	396	11.0	53	0	8
1976	Howard Stevens	39	315	7.9	44	0	9
1977	Howard Stevens	34	301	8.9	24	0	6
1978	Marshall Johnson	25	143	5.7	17	0	10
1979	Nesby Glasgow	44	352	8.0	75t	1	11
1980	Nesby Glasgow	23	187	8.1	20	0	15
1981	David Shula	10	50	5.0	11	0	7
1982	Larry Anderson	8	54	6.8	28	0	4
1983	Larry Anderson	20	138	6.9	20	0	4
1984	Larry Anderson	27	182	6.7	19	0	7
1985	Robbie Martin	40	443	11.1	70t	1	7
1986	Bill Brooks	18	141	7.8	18	0	7

# RECORDS



## INTERCEPTIONS

	No.	Yards	Avg.	Long	TD
1953 Tom Keane	11	118	10.7	35	0
1954 Don Shula	5	84	16.8	25	0
Tom Keane	5	22	4.4	7	0
1955 Bert Rechichar	6	109	18.2	40	0
1956 Bert Rechichar	4	63	15.8	42	0
1957 Milt Davis	10	219	21.9	75	2
1958 Andy Nelson	8	199	24.9	69	1
Ray Brown	8	149	18.6	30	0
1959 Milt Davis	7	119	17.0	57	1
Don Shinnick	7	70	10.0	23	0
1960 Bob Boyd	7	132	18.9	74	0
1961 Gary Glick	4	18	4.5	10	0
1962 Bob Boyd	7	163	23.3	38	0
1963 Jim Welch	4	49	12.3	15	0
1964 Bob Boyd	9	185	20.6	47	0
1965 Bob Boyd	9	78	8.7	24	1
1966 Bob Boyd	6	114	19.0	37	1
1967 Bob Boyd	6	145	24.2	41	1
Rick Volk	6	145	24.2	94	1
1968 Bob Boyd	8	160	20.0	49	1
1969 Rick Volk	4	36	9.0	23	0
1970 Jerry Logan	6	92	15.3	33	2
1971 Charlie Stukes	8	95	11.9	40	0
1972 Charlie Stukes	5	23	4.6	11	0
1973 Stan White	4	40	10.0	22	1
1974 Mike Curtis	3	24	8.0	11	0
1975 Stan White	8*	135	16.9	32	1
1976 Jackie Wallace	5	105	21.0	41	0
1977 Lyle Blackwood	10	163	16.3	37	0
1978 Norm Thompson	6	52	8.7	31	0
1979 Sanders Shiver	4	85	21.2	52	0
Lyle Blackwood	4	63	15.8	27	0
Larry Braziel	4	49	12.2	31t	1
1980 Bruce Laird	5	71	14.2	18	0
1981 Bruce Laird	8	59	19.7	24	0
Larry Braziel	8	35	11.7	27	0
1982 Kim Anderson	2	25	12.5	25	0
1983 Derrick Hatchett	4	36	9.0	25	0
1984 Eugene Daniel	6	25	4.2	18	0
1985 Eugene Daniel	8	53	6.6	29	0
1986 Leonard Coleman	4	36	9.0	31	0

\*NFL Record (Linebackers)

## PUNTING

	No.	Yards	Avg.	Long	Blk
1953 George Taliaferro	65	2437	37.5	61	0
1954 Cotton Davidson	72	2678	37.2	55	1
1955 Monte Brethauer	55	2181	39.3	56	0
1956 Bert Rechichar	33	1277	38.7	56	0
1957 Cotton Davidson	47	1663	35.4	56	0
1958 Ray Brown	41	1635	39.9	60	0
1959 Dave Sherer	51	2132	41.8	60	0
1960 Ray Brown	52	2001	38.5	55	0
1961 Tom Gilburg	42	1804	43.0	61	0
1962 Tom Gilburg	57	2384	41.8	62	0
1963 Tom Gilburg	52	2173	41.8	64	0
1964 Joe Don Looney	32	1358	42.4	64	0
1965 Tom Gilburg	54	2139	39.6	66	0
1966 David Lee	49	2233	45.6	64	1
1967 David Lee	49	2079	42.4	68	0
1968 David Lee	49	1833	39.4	59	1
1969 David Lee	57	2580	45.3	66	0
1970 David Lee	63	2820	44.7	62	1
1971 David Lee	62	2542	41.0	76	0
1972 David Lee	57	2400	42.1	60	1
1973 David Lee	62	2398	38.7	60	2
1974 David Lee	71	2634	37.1	58	1
1975 David Lee	86	3402	39.6	62	1
1976 David Lee	59	2342	39.7	56	0
1977 David Lee	82	3142	38.3	59	2
1978 David Lee	92	3513	38.2	67	2
1979 Bucky Dilts	99	3657	36.9	53	2
1980 Mike Bragg	82	3203	39.1	59	2
1981 Mike Garrett	78	3071	39.4	57	0



## RECORDS

1982	Rohn Stark	46	2044	44.4	60	0
1983	Rohn Stark	93	4124	45.3*	68	0
1984	Rohn Stark	98	4383	44.7	68	0
1985	Rohn Stark	72	3584	45.9*	68	2
1986	Rohn Stark	76	3432	45.2*	63	0

\* Led NFL

<b>TOP INDIVIDUAL GAME PERFORMANCES AGAINST THE COLTS</b>
---

### **MOST YARDS RUSHING**

205, Dan Towler vs. Los Angeles, Nov. 22, 1953.

### **LONGEST RUN FROM SCRIMMAGE**

81, Rick Casares at Chicago Bears, Oct. 16, 1955.

### **MOST PASS ATTEMPTS**

62, Joe Namath at N.Y. Jets, Oct. 18, 1970.

### **MOST PASS COMPLETIONS**

34, Joe Namath at N.Y. Jets, Oct. 18, 1970.

### **HIGHEST PASS COMPLETION PERCENTAGE**

86.2, Ken Stabler vs. Oakland, Oct. 28, 1973.

### **MOST PASSING YARDAGE (GROSS)**

496, Joe Namath vs. N.Y. Jets, Sept. 24, 1972.

### **LONGEST PASS PLAY**

99t, Karl Sweetan to Pat Studstill vs. Detroit, Oct. 16, 1966.

### **MOST TOUCHDOWN PASSES**

7, Joe Kapp at Minnesota, Sept. 28, 1969.

### **MOST PASS RECEPTIONS**

12, Ed Bell at N.Y. Jets, Oct. 18, 1970.

### **MOST PASS RECEIVING YARDAGE**

231, Dave Parks vs. San Francisco, Oct. 3, 1965.

### **MOST TOUCHDOWNS SCORED**

5, Jim Brown vs. Cleveland, Nov. 1, 1959.

5, Paul Hornung vs. Green Bay, Dec. 12, 1965.

### **MOST TOUCHDOWN PASS RECEPTIONS**

3 (14 times) most recently

Jerry Rice at San Francisco, 10/5/86.

Wesley Walker at New York Jets, 11/16/86.

### **MOST POINTS SCORED**

33, Paul Hornung at Green Bay, Oct. 8, 1961 (4 TD, 6 PAT, 1 FG).

### **MOST FIELD GOALS**

5, Curt Knight at Washington, Nov. 18, 1973.

### **LONGEST FIELD GOAL**

52, Chester Marcol vs. Green Bay, Sept. 22, 1974.

52, John Leyboldt at Buffalo, Oct. 14, 1973.

52, Jim Martin at Detroit, Oct. 23, 1960.

### **MOST PASS INTERCEPTIONS**

3, Rich Sowell vs. N.Y. Jets, Sept. 23, 1973.

3, Jim Kerr at Washington, Nov. 26, 1961.

3, Jim Butler vs. Pittsburgh, Nov. 3, 1957.

3, Jack Christiansen at Detroit, Nov. 7, 1953.

### **LONGEST INTERCEPTION RETURN**

87, Dave Robinson vs. Green Bay, Dec. 12, 1965.

### **LONGEST KICKOFF RETURN**

103, Tom Wilson vs. Los Angeles, Nov. 25, 1956.

103, Herb Adderley at Green Bay, Nov. 18, 1962.

### **LONGEST PUNT RETURN**

80, Stanley Morgan at New England, Nov. 18, 1979.



## THE LONGEST IN COLTS HISTORY

### RUNNING PLAYS

1. 80t, Tom Matte vs. St. Louis, Oct. 12, 1964.
2. 79t, Alan Ameche vs. Chicago Bears, Sept. 25, 1955.
3. 79t, Lenny Moore vs. Green Bay, Oct. 28, 1956.
4. 73t, Lenny Moore vs. San Francisco, Nov. 30, 1958.
5. 72t, Lenny Moore vs. Green Bay, Oct. 28, 1956.
6. 70t, Albert Bentley at Los Angeles Raiders, Dec. 21, 1986.
7. 70t, Lenny Moore at Cleveland, Nov. 11, 1956.
8. 70t, Lydell Mitchell vs. Kansas City, Nov. 30, 1975.
9. 69t, Ron Lee vs. Houston, Nov. 1, 1976.
10. 67t, Norm Bulaich vs. N.Y. Jets, Sept. 19, 1971.
11. 67t, Curtis Dickey vs. Dallas, Dec. 6, 1981.
12. 67, Owen Gill vs. Houston, Dec. 22, 1985.

### PASSING PLAYS

1. 90t, Roger Carr from Bert Jones vs. N.Y. Jets, Nov. 16, 1975.
2. 89t, John Mackey from John Unitas at Los Angeles, Oct. 30, 1966.
3. 89t, Roger Carr from Bert Jones at Buffalo, Nov. 9, 1975.
4. 88t, Tom Matte from John Unitas vs. Atlanta, Sept. 17, 1967.
5. 84t, Bill Brooks from Jack Trudeau at San Francisco, Oct. 5, 1986.
6. 84, Jimmy Orr from Earl Morrall at Atlanta, Sept. 22, 1968.
7. 82t, Buddy Young from George Shaw vs. Green Bay at Milw., Oct. 8, 1955.
8. 82t, Lenny Moore from John Unitas at San Francisco, Dec. 8, 1957.
9. 80t, Lenny Moore from John Unitas vs. Detroit, Dec. 4, 1960.
10. 80t, Jimmy Orr from John Unitas at Chicago, Oct. 21, 1962.
11. 80t, Lenny Moore from John Unitas vs. Minnesota, Dec. 16, 1962.
12. 80t, Wayne Capers from Mike Pagel vs. Miami, Nov. 17, 1985.

## COLTS LASTS

### PUNT RETURNED FOR TD

Robbie Martin vs. Miami, 70 yards, 11/17/85

### KICKOFF RETURNED FOR TD

Phil Smith vs. St. Louis, 96 yards, 9/16/84

### INTERCEPTION RETURNED FOR TD

Mark Kafentzis vs. Buffalo, 59 yards, 9/30/84

### FUMBLE RETURNED FOR TD

Anthony Young vs. Buffalo, 28 yards, 10/6/85

### PUNT BLOCKED RETURNED FOR TD

Eugene Daniel at Atlanta, 13 yards, 12/7/86

### SHUTOUT SCORED

Baltimore 20, New York Jets 0, 10/24/76

### SAFETY

Jeff Leiding at New York Jets, 11/16/86

### 400 YARDS PASSING

John Unitas vs. Atlanta, 401 yards, 9/17/67

### 300 YARDS PASSING

Gary Hogeboom vs. Buffalo, 318 yards, 12/14/86

### 100 YARDS RUSHING

Albert Bentley at Los Angeles Raiders, 162 yards, 12/21/86

### 100 YARDS RECEIVING

Bill Brooks at Houston, 105 yards, 11/23/86

### 3 TD RECEPTIONS IN GAME

Roger Carr vs. Cincinnati, (68, 22, 65 yards), 9/19/76

### 3 TD RUSHING IN GAME

Randy McMillan vs. New England, (1, 6, 6 yards), 12/1/85

### SCORE BY RUSH AND RECEPTION IN GAME

Wayne Capers vs. Green Bay (20r/39p, 33p), 10/27/85

### 4 TD PASSING

Bert Jones vs. Miami, (Doughty 3, 5; Chester 19; McCauley 34 yards), 10/9/77

### 4 TD RUSHING AND RECEIVING

Lydell Mitchell vs. Buffalo, (6r, 11r, 25p, 23p), 10/12/75



# RESULTS

## COLTS PRESEASON RESULTS

### PRESEASON SERIES RECORDS

Won 95, Lost 77, Tied 4

	Won	Lost	Tied	First Meeting
Atlanta Falcons	1	6	0	1973
Buffalo Bills	1	0	0	1969
Chicago Bears	4	4	1	1957
Cincinnati Bengals	0	1	0	1985
Cleveland Browns	4	2	0	1953
College All-Stars	3	0	0	1959
Dallas Cowboys	5	3	0	1960
Denver Broncos	4	3	0	1970
Detroit Lions	9	5	1	1964
Green Bay Packers	1	1	0	1980
Houston Oilers	4	1	0	1969
Kansas City Chiefs	2	1	0	1970
Los Angeles Raiders	3	2	0	1968
Miami Dolphins	2	2	0	1968
Minnesota Vikings	3	3	0	1961
New England Patriots	1	0	0	1967
New Orleans Saints	0	3	0	1975
New York Giants	7	5	0	1953
Philadelphia Eagles	9	7	0	1953
Pittsburgh Steelers	9	9	0	1953
St. Louis Cardinals	6	5	1	1953
San Diego Chargers	1	0	0	1969
Seattle Seahawks	1	2	0	1981
Tampa Bay Buccaneers	0	2	0	1977
Washington Redskins	15	10	1	1953

#### 1953: Won 3, Lost 3

8/15 Phil. at Norfolk	7-10
8/22 Chi. Card. at Lubbock	10-7
8/26 Pitt. at Rochester	13-6
9/7 Cleve. at Akron	21-23
9/12 NYG at St. Louis	7-10
9/20 Wash. at Balt.	9-3

#### 1954: Won 4, Lost 1

8/14 Phil. at Hershey	10-0
8/22 Pitt. at Pitt.	27-21
9/10 Pitt. at Tulsa	16-21
8/15 Chi. Card. at Chi.	20-2
8/15 Wash. at Balt.	49-14

#### 1955: Won 2, Lost 2, Tied 1

8/31 Phil. at Hershey	6-21
Fort Bel. at Westminster	61-0
8/30 Wash. at Balt.	28-28
9/6 NYG at Minn.	14-17
9/18 Pitt. at Buffalo	44-17

#### 1956: Won 3, Lost 2

8/11 Phil. at Hershey	24-13
8/20 NYG at Boston	10-28
8/25 Pitt. at Cincinnati	37-16
9/9 Phil. at Louisville	14-19
9/16 Wash. at Balt.	21-13

#### 1957: Won 2, Lost 2, Tied 1

8/17 Phil. at Hershey	17-10
8/24 Chi. Bears at Cincinnati	24-24
9/8 Wash. at Balt.	14-24
9/15 Chi. Card at Louisville	27-9
9/21 Chi. Card. at St. Louis	21-27

#### 1958: Won 2, Lost 3, Tied 1

8/16 Phil. at Hershey	28-30
8/23 Chi. Card. at Austin	31-31
9/29 Wash. at Balt.	7-27
9/6 Pitt. at Buffalo	10-13
9/14 NYG at Balt.	7-10
9/21 NYG at Louisville	42-21

#### 1959: Won 4, Lost 2

8/14 Coll. All-Stars at Chi.	29-0
8/21 NYG at Dallas	28-3
9/28 Wash. at Balt.	23-10
9/4 Pitt. at Miami	30-21
9/13 Phil. at Phil.	13-35
9/20 Chi. Card. at Louisville	17-31

#### 1960: Won 3, Lost 3

8/21 Coll. All-Stars at Chi.	32-7
8/19 Dall. at Dall.	14-10
8/26 St. L. at Charleston	7-10
9/2 Pitt. at Miami	28-34
9/11 Wash. at Balt.	30-7
9/17 Phil. at Hershey	21-35

#### 1961: Won 3, Lost 2

8/12 Pitt. at Roanoke	20-24
8/18 Minn. at Balt.	13-3
8/26 Wash. at Norfolk	41-10
9/1 Dall. at Norman	24-35
9/10 NYG at New Haven	49-20

#### 1962: Won 3, Lost 2, Tied 1

8/11 Phil. at Hershey	56-28
8/16 Wash. at Wash.	34-14
8/25 Dall. at Roanoke	24-10
9/2 Minn. at Minn.	13-24
9/9 Pitt. at Pitt.	9-20

#### 1963: Won 4, Lost 1

8/10 Phil. at Hershey	26-21
8/17 Cleve. at Cleve.	21-7
8/24 Pitt. at Atlanta	17-14
8/31 Wash. at Norfolk	27-21
9/7 Chi. at New Orleans	7-14

#### 1964: Won 3, Lost 1, Tied 1

8/8 Phil. at Hershey	28-17
8/14 Det. at Det.	28-28
8/21 St. L. at St. L.	21-30
8/27 Wash. at Wash.	41-14
9/6 Pitt. at Canton	48-17

#### 1965: Won 5, Lost 0

8/10 Phil. at Hershey	7-10
8/14 Chi. Bears at Cincinnati	22-10
8/20 Wash. at Balt.	23-3
8/28 Chi. Card at Louisville	38-10
9/4 Chi. Card. at St. Louis	33-23
9/11 Phil. at Hershey	33-14

#### 1966: Won 5, Lost 0

8/3 Wash. at Wash.	35-0
8/13 Phil. at New Orleans	31-17
8/19 St. L. at St. L.	33-7
8/26 Cleve. at Cleve.	24-17
9/1 Det. at Det.	20-0
9/10 Chi. Card. at Chi.	7-10

# RESULTS



<b>1967: Won 4, Lost 1</b>		<b>1976: Won 2, Lost 4</b>	
8/13	Bos. at Bos. . . . . 33-3	1/31	Cleve. at Lincoln . . . . . 21-0
8/21	St. L. at St. L. . . . . 5-9	8/6	Wash. at Balt. . . . . 10-3
8/26	Det. at Det. . . . . 14-5	8/14	Chi. at Chi. . . . . 14-25
8/31	Wash. at Wash. . . . . 23-17	8/20	N.O. at Balt. . . . . 20-26
9/9	Dall. at Dall. . . . . 33-7	8/28	Atl. at Atl. . . . . 7-21
<b>1968: Won 5, Lost 1</b>		9/2	Det. at Det. . . . . 9-24
8/3	Oak. at Oak. . . . . 14-12	<b>1977: Won 3, Lost 3</b>	
8/10	Chi. at Birmingham . . . . . 10-0	8/8	Den. at Den. . . . . 8-11
8/16	Wash. at Wash. . . . . 15-13	8/14	Hous. at Hous. . . . . 14-7
8/23	Det. at Det. . . . . 7-14	8/19	Minn. at Balt. . . . . 29-7
8/31	Mia. at Mia. . . . . 22-13	8/27	Dall. at Dall. . . . . 21-23
9/7	Dall. at Dall. . . . . 16-10	9/2	Det. at Balt. . . . . 21-10
<b>1969: Won 6, Lost 0</b>		9/10	T. B. at Tampa . . . . . 0-14
8/2	S.D. at S.D. . . . . 26-6	<b>1978: Won 1, Lost 3</b>	
8/9	Oak. at Oak. . . . . 34-30	8/5	Pitt. at Balt. . . . . 10-22
8/15	Hous. at Hous. . . . . 33-29	8/12	T. B. at Tampa . . . . . 12-23
8/22	Buf. at Buf. . . . . 20-7	8/18	Wash. at Balt. . . . . 16-17
8/30	Mia. at Mia. . . . . 23-10	8/26	Det. at Det. . . . . 13-7
9/14	Dall. at Dall. . . . . 23-7	<b>1979: Won 2, Lost 2</b>	
<b>1970: Won 4, Lost 2</b>		8/3	Phil. at Balt. . . . . 17-14
8/8	Oak. at Oak. . . . . 33-21	8/11	Cleve. at Cleve. . . . . 3-24
8/14	K.C. at K.C. . . . . 17-3	8/17	Phil. at Phil. . . . . 17-31
8/22	Den. at Den. . . . . 24-7	8/24	Det. at Balt. . . . . 17-7
8/29	Mia. at Mia. . . . . 13-20	<b>1980: Won 2, Lost 2</b>	
9/5	Det. at Raleigh . . . . . 20-14	8/9	Wash. at Balt. . . . . 3-13
9/12	Wash. at Wash. . . . . 14-17	8/16	G. B. at Mil. . . . . 17-3
<b>1971: Won 3, Lost 4</b>		8/22	NYG at Balt. . . . . 37-20
7/30	Coll. All-Stars at Chi. . . . . 24-17	8/29	Atl. at Atl. . . . . 35-51
8/7	K.C. at Balt. . . . . 3-10	<b>1981: Won 0, Lost 4</b>	
8/14	Chi. at Balt. . . . . 21-13	8/8	N.O. at N.O. . . . . 23-24
8/22	Det. at Ann Arbor . . . . . 20-23	8/15	NYG at E. Rutherford . . . . . 17-20
8/28	Wash. at Wash. . . . . 20-14	8/22	Wash. at Balt. . . . . 7-13
9/3	Dall. at Balt. . . . . 14-27	8/28	Seattle at Seattle . . . . . 17-31
9/11	Oak. at Jacksonville . . . . . 3-24	<b>1982: Won 3, Lost 2</b>	
<b>1972: Won 3, Lost 3</b>		8/7	Minn. at Canton . . . . . 14-30
8/4	Wash. at Tampa . . . . . 3-33	8/14	NYG at Balt. . . . . 19-14
8/14	Oak. at Oak. . . . . 0-16	8/21	Atl. at Tampa . . . . . 34-3
8/21	K.C. at K.C. . . . . 23-17	8/28	Pitt. at Pitt. . . . . 15-37
8/26	Pitt. at Tampa . . . . . 16-13	9/4	Chi. at Chi. . . . . 26-17
9/1	Det. at Tampa . . . . . 17-24	<b>1983: Won 2, Lost 2</b>	
9/10	Den. at Den. . . . . 20-13	8/4	Hous. at Hous. . . . . 15-0
<b>1973: Won 2, Lost 4</b>		8/13	Minn. at Minn. . . . . 10-7
8/4	Pitt. at Pitt. . . . . 7-34	8/20	NYG at Rutherford . . . . . 14-27
8/11	Atl. at Atl. . . . . 20-34	8/26	Atl. at Atl. . . . . 7-10
8/18	Det. at Memphis . . . . . 32-28	<b>1984: Won 1, Lost 3</b>	
8/25	Wash. at Wash. . . . . 3-20	8/4	Mia. at Mia. . . . . 3-24
9/1	Hous. at Hous. . . . . 9-20	8/11	NYG at Ind. . . . . 26-20
9/9	Den. at Den. . . . . 17-10	8/18	Den. at Den. . . . . 0-31
<b>1974: Won 1, Lost 4</b>		8/25	G.B. at G.B. . . . . 17-34
8/9	Det. at Balt. . . . . 3-6	<b>1985: Won 2, Lost 2</b>	
8/17	Cleve. at Tampa . . . . . 37-3	8/10	Seattle at Ind. . . . . 19-7
8/26	Chi. at Balt. . . . . 16-20	8/17	Chi. at Chi. . . . . 24-13
8/31	Atl. at Atl. . . . . 7-23	8/24	Den. at Den. . . . . 3-20
9/6	Wash. at Wash. . . . . 6-7	8/30	Cin. at Ind. . . . . 21-31
<b>1975: Won 2, Lost 4</b>		<b>1986: Won 1, Lost 3</b>	
8/9	Den. at Den. . . . . 23-20	8/8	Seattle at Seattle . . . . . 14-21
8/16	Atl. at Lincoln . . . . . 3-10	8/16	Chicago at Chicago . . . . . 21-38
8/22	Pitt. at Balt. . . . . 10-31	8/23	Detroit at Ind. . . . . 20-13
8/30	N.O. at N.O. . . . . 3-27	8/30	Minnesota at Ind. . . . . 20-23
9/6	Hous. at Hous. . . . . 26-21		
9/12	Wash. at Balt. . . . . 10-24		

## COLTS ALL-TIME RESULTS

### ALL-AMERICA FOOTBALL CONFERENCE

**1947: Won 2, Lost 11, Tied 1**  
Fourth Eastern Division

**Coach: Cecil Isbell**

S	7	Brooklyn Dodgers	W	16-7
S	14	at San Francisco 49ers	L	7-14
S	21	at Cleveland Browns	L	0-28
S	28	New York Yankees	L	7-21
O	5	San Francisco 49ers	T	28-28
O	12	at Buffalo Bills	L	15-20
O	19	Los Angeles Dons	L	10-38
O	26	at Los Angeles Dons	L	0-56
N	2	at New York Yankees	L	21-35
N	7	at Chicago Rockets	L	21-27
N	16	at Brooklyn Dodgers	L	14-21
N	23	Buffalo Bills	L	14-33
N	30	Chicago Rockets	W	14-7
D	7	Cleveland Browns	L	0-42
				167-377



# RESULTS

**1948: Won 7, Lost 7** **Coach: Cecil Isbell**  
**Tied First Eastern Division**

S	5	New York Yankees	W	45-28
S	10	at Chicago Rockets	L	14-21
S	16	at New York Yankees	W	27-14
S	26	Brooklyn Dodgers	W	35-20
O	5	Cleveland Browns	L	10-14
O	10	San Francisco 49ers	L	14-56
O	15	at Los Angeles Dons	W	29-14
O	24	at San Francisco 49ers	L	10-21
O	31	at Buffalo Bills	L	17-35
N	7	at Cleveland Browns	L	7-28
N	14	Chicago Rockets	W	38-24
N	21	Los Angeles Dons	L	14-17
N	28	at Brooklyn Dodgers	W	38-20
D	5	Buffalo Bills	W	35-15
				333-327

### EASTERN DIVISION PLAYOFF GAME

D	12	Buffalo Bills	L	17-28
---	----	---------------	---	-------

**1949: Won 1, Lost 11** **Coach: Cecil Isbell (4 games)**  
**Seventh Conference** **Walt Driskill (8 games)**

A	28	at San Francisco 49ers	L	17-31
S	2	Los Angeles Dons	L	17-49
S	11	at Cleveland Browns	L	0-21
S	16	at Chicago Hornets	L	7-35
S	25	Cleveland Browns	L	20-28
O	2	at Buffalo Bills	W	35-28
O	16	Brooklyn New York Yankees	L	21-24
O	23	Chicago Hornets	L	7-17
O	30	at Brooklyn New York Yankees	L	14-21
N	16	San Francisco 49ers	L	10-28
N	20	Los Angeles Dons	L	10-21
N	27	Buffalo Bills	L	14-38
				172-341

### NATIONAL FOOTBALL LEAGUE

**1950: Won 1, Lost 11** **Coach: Clem Crowe**  
**Seventh National Conference**

S	17	Washington Redskins	L	14-38
S	24	Cleveland Browns	L	0-31
O	2	at Chicago Cardinals	L	13-55
O	15	Philadelphia Eagles	L	14-24
O	22	at Los Angeles Rams	L	27-70
O	29	at San Francisco 49ers	L	14-17
N	5	Green Bay Packers	W	41-21
N	12	at Pittsburgh Steelers	L	7-17
N	19	New York Giants	L	20-55
N	26	at Washington Redskins	L	28-38
D	3	Detroit Lions	L	21-45
D	10	New York Yanks	L	14-51
				213-462

*(All attendance figures are tickets distributed because  
turnstile figures not used before 1974)*

**1953: Won 3, Lost 9** **Coach: Keith Molesworth**  
**Fifth Western Conference**

S	27	Chicago Bears	W	13-9	23,715
O	3	Detroit Lions	L	17-27	25,159
O	11	at Chicago Bears	W	16-14	35,316
O	18	at Green Bay Packers	L	14-37	18,713
O	25	Washington Redskins	W	27-17	34,031
O	31	Green Bay Packers	L	24-35	33,797
N	7	at Detroit Lions	L	7-17	46,508
N	15	at Philadelphia Eagles	L	14-45	27,813
N	22	Los Angeles Rams	L	13-21	27,268
N	29	San Francisco 49ers	L	21-38	26,005
D	5	at Los Angeles Rams	L	2-45	26,696
D	13	at San Francisco 49ers	L	14-45	24,432
				182-350	

**1954: Won 3, Lost 9** **Coach: Weeb Ewbank**  
**Sixth Western Conference**

S	26	Los Angeles Rams	L	0-48	36,215
O	2	New York Giants	W	20-14	27,088
O	10	at Chicago Bears	L	9-28	27,845
O	16	at Detroit Lions	L	0-35	48,272
O	24	Green Bay Packers	L	6-7	28,680
O	31	at Washington Redskins	L	21-24	23,566
N	6	Detroit Lions	L	3-27	25,287
N	13	Green Bay Packers at Milwaukee	L	13-24	19,786
N	21	Chicago Bears	L	13-28	23,093
N	28	San Francisco 49ers	W	17-13	23,875
D	4	at Los Angeles Rams	W	22-21	30,744
D	11	at San Francisco 49ers	L	7-10	26,856
				131-279	



# RESULTS



**1955: Won 5, Lost 6, Tied 1**  
**Fourth Western Conference**

**Coach: Weeb Ewbank**

S	25	Chicago Bears	W	23-17	36,167
O	1	Detroit Lions	W	28-13	40,030
O	8	Green Bay Packers at Milwaukee	W	24-20	40,199
O	16	at Chicago Bears	L	10-38	40,184
O	23	Washington Redskins	L	13-14	51,587
O	29	Green Bay Packers	W	14-10	34,411
N	5	at Detroit Lions	L	14-24	53,874
N	13	at New York Giants	L	7-17	33,982
N	20	Los Angeles Rams	T	17-17	41,146
N	27	San Francisco 49ers	W	26-14	33,485
D	4	at Los Angeles Rams	L	14-20	37,024
D	11	at San Francisco 49ers	L	24-35	35,371

214-239

**1956: Won 5, Lost 7**  
**Fourth Western Conference**

**Coach: Weeb Ewbank**

S	30	Chicago Bears	W	28-21	45,221
O	6	Detroit Lions	L	14-31	42,622
O	14	Green Bay Packers at Milwaukee	L	33-38	24,214
O	21	at Chicago Bears	L	27-58	48,364
O	28	Green Bay Packers	W	28-21	40,086
N	11	at Cleveland Browns	W	21-7	42,404
N	18	at Detroit Lions	L	3-27	55,788
N	25	Los Angeles Rams	W	56-21	40,321
D	2	San Francisco 49ers	L	17-20	37,227
D	9	at Los Angeles Rams	L	7-31	51,037
D	16	at San Francisco 49ers	L	17-30	43,791
D	23	Washington Redskins	W	19-17	32,994

270-322

**1957: Won 7, Lost 5**  
**Third Western Conference**

**Coach: Weeb Ewbank**

S	29	Detroit Lions	W	34-14	40,112
O	5	Chicago Bears	W	21-10	46,558
O	13	Green Bay Packers at Milwaukee	W	45-17	26,322
O	20	at Detroit Lions	L	27-31	55,764
O	27	Green Bay Packers	L	21-24	48,510
N	3	Pittsburgh Steelers	L	13-19	42,575
N	10	at Washington Redskins	W	21-17	33,149
N	17	at Chicago Bears	W	29-14	47,168
N	24	San Francisco 49ers	W	27-21	50,073
D	1	Los Angeles Rams	W	31-14	52,060
D	8	at San Francisco 49ers	L	13-17	59,950
D	15	at Los Angeles Rams	L	21-37	52,560

303-235

**WORLD CHAMPIONS**

**1958: Won 9, Lost 3**  
**First Western Conference**

**Coach: Weeb Ewbank**

S	28	Detroit Lions	W	28-15	48,377
O	4	Chicago Bears	W	51-38	52,622
O	12	Green Bay Packers at Milwaukee	W	24-17	24,553
O	19	at Detroit Lions	W	40-14	55,190
O	26	Washington Redskins	W	35-10	54,403
N	2	Green Bay Packers	W	56-0	51,333
N	9	at New York Giants	L	21-24	71,164
N	16	at Chicago Bears	W	17-0	48,664
N	23	Los Angeles Rams	W	34-7	57,557
N	30	San Francisco 49ers	W	35-27	57,557
D	6	at Los Angeles Rams	L	28-30	100,202
D	14	at San Francisco 49ers	L	12-21	53,334

381-203

**WORLD CHAMPIONSHIP GAME**

D	28	at New York Giants	W	23-17 (OT)	64,185
---	----	--------------------	---	------------	--------

**WORLD CHAMPIONS**

**1959: Won 9, Lost 3**  
**First Western Conference**

**Coach: Weeb Ewbank**

S	27	Detroit Lions	W	21-9	55,588
O	3	Chicago Bears	L	21-26	57,557
O	11	at Detroit Lions	W	31-24	54,197
O	18	at Chicago Bears	W	21-7	48,430
O	25	Green Bay Packers	W	38-21	57,557
N	1	Cleveland Browns	L	31-38	57,557
N	8	at Washington Redskins	L	24-27	32,773
N	15	Green Bay Packers at Milwaukee	W	28-24	25,521
N	22	San Francisco 49ers	W	45-14	57,557
N	29	Los Angeles Rams	W	35-21	57,557
D	5	at San Francisco 49ers	W	34-14	59,075
D	12	at Los Angeles Rams	W	45-26	65,528

374-251



# RESULTS

## WORLD CHAMPIONSHIP GAME

D 27 New York Giants . . . . . W 31-16 . . . . . 57,545

**1960: Won 6, Lost 6** **Coach: Weeb Ewbank**  
**Fourth Western Conference**

S 25	Washington Redskins	W	20-0	53,818
O 2	Chicago Bears	W	42-7	57,808
O 9	at Green Bay Packers	L	21-35	32,150
O 16	Los Angeles Rams	W	31-17	57,808
O 23	at Detroit Lions	L	17-30	53,854
O 30	at Dallas Cowboys	W	45-7	25,500
N 6	Green Bay Packers	W	38-24	57,808
N 13	at Chicago Bears	W	24-20	48,713
N 26	San Francisco 49ers	L	22-30	57,808
D 4	Detroit Lions	L	15-20	57,808
D 11	at Los Angeles Rams	L	3-10	75,461
D 18	at San Francisco 49ers	L	10-34	57,269

288-234

**1961: Won 8, Lost 6** **Coach: Weeb Ewbank**  
**Third Western Conference**

S 17	Los Angeles Rams	W	27-24	54,259
S 24	Detroit Lions	L	15-16	54,259
O 1	Minnesota Vikings	W	34-33	54,259
O 8	at Green Bay Packers	L	7-45	38,669
O 15	at Chicago Bears	L	10-24	48,719
O 22	at Detroit Lions	W	17-14	53,016
O 29	Chicago Bears	L	20-21	57,641
N 5	Green Bay Packers	W	45-21	57,641
N 12	at Minnesota Vikings	L	20-28	38,010
N 19	St. Louis Cardinals	W	16-0	56,112
N 26	at Washington Redskins	W	27-6	41,062
D 3	San Francisco 49ers	W	20-17	57,641
D 9	at Los Angeles Rams	L	17-34	41,268
D 16	at San Francisco 49ers	W	27-24	45,517

302-307

**1962: Won 7, Lost 7** **Coach: Weeb Ewbank**  
**Fourth Western Conference**

S 16	Los Angeles Rams	W	30-27	54,796
S 23	at Minnesota Vikings	W	34-7	30,787
S 30	Detroit Lions	L	20-29	57,966
O 7	San Francisco 49ers	L	13-21	54,158
O 14	at Cleveland Browns	W	36-14	80,132
O 21	at Chicago Bears	L	15-35	49,066
O 28	Green Bay Packers	L	6-17	57,966
N 4	at San Francisco 49ers	W	22-3	44,875
N 11	at Los Angeles Rams	W	14-2	39,502
N 18	at Green Bay Packers	L	13-17	38,669
N 25	Chicago Bears	L	0-57	56,164
D 2	at Detroit Lions	L	14-21	53,012
D 8	Washington Redskins	W	34-21	56,964
D 16	Minnesota Vikings	W	42-17	53,645

293-288

**1963: Won 8, Lost 6** **Coach: Don Shula**  
**Third Western Conference**

S 15	New York Giants	L	28-37	60,029
S 22	at San Francisco 49ers	W	20-14	31,006
S 29	at Green Bay Packers	L	20-31	42,327
O 6	at Chicago Bears	L	3-10	48,998
O 13	San Francisco 49ers	W	20-3	56,962
O 20	at Detroit Lions	W	25-21	51,901
O 27	Green Bay Packers	L	20-34	60,065
N 3	Chicago Bears	L	7-17	60,065
N 10	Detroit Lions	W	24-21	59,758
N 17	at Minnesota Vikings	W	37-34	33,136
N 24	at Los Angeles Rams	L	16-17	48,555
D 1	at Washington Redskins	W	36-20	44,006
D 8	Minnesota Vikings	W	41-10	54,122
D 15	Los Angeles Rams	W	19-16	52,834

316-285

**1964: Won 12, Lost 2** **Coach: Don Shula**  
**First Western Conference**

S 13	at Minnesota Vikings	L	24-34	35,563
S 20	at Green Bay Packers	W	21-20	42,327
S 27	Chicago Bears	W	52-0	56,537
O 4	Los Angeles Rams	W	35-20	56,537
O 12	St. Louis Cardinals	W	47-27	60,213
O 18	Green Bay Packers	W	24-21	60,213
O 25	at Detroit Lions	W	34-0	57,814
N 1	San Francisco 49ers	W	37-7	60,213
N 8	at Chicago Bears	W	40-24	47,891
N 15	Minnesota Vikings	W	17-14	60,213
N 22	at Los Angeles Rams	W	24-7	72,137
N 29	at San Francisco 49ers	W	14-3	33,642
D 6	Detroit Lions	L	14-31	60,213
D 13	Washington Redskins	W	45-17	60,213

428-225

# RESULTS



## NFL CHAMPIONSHIP GAME

D 27 at Cleveland Browns . . . . . L 0-27 . . . . . 79,544

**1965: Won 10, Lost 3, Tied 1**  
**Tied First Western Conference**

**Coach: Don Shula**

S 19	Minnesota Vikings . . . . .	W	35-16	56,562
S 26	Green Bay Packers at Milwaukee . . . . .	L	17-20	48,130
O 3	San Francisco 49ers . . . . .	W	27-24	58,609
O 10	Detroit Lions . . . . .	W	31-7	60,238
O 17	at Washington Redskins . . . . .	W	38-7	50,405
O 24	Los Angeles Rams . . . . .	W	35-20	60,238
O 31	at San Francisco 49ers . . . . .	W	34-28	45,827
N 7	at Chicago Bears . . . . .	W	26-21	45,656
N 14	at Minnesota Vikings . . . . .	W	41-21	47,426
N 21	Philadelphia Eagles . . . . .	W	34-24	60,238
N 25	at Detroit Lions . . . . .	T	24-24	55,036
D 5	Chicago Bears . . . . .	L	0-13	60,238
D 12	Green Bay Packers . . . . .	L	27-42	60,238
D 18	at Los Angeles Rams . . . . .	W	20-17	46,636
				389-284

## WESTERN CONFERENCE PLAYOFF

D 26 at Green Bay Packers . . . . . L 10-13 (OT) . . . . . 50,484

### PLAYOFF BOWL

J 9 Dallas Cowboys at Miami . . . . . W 35-3 . . . . . 65,569

**1966: Won 9, Lost 5**  
**Second Western Conference**

**Coach: Don Shula**

S 10	Green Bay Packers at Milwaukee . . . . .	L	3-24	48,650
S 18	at Minnesota Vikings . . . . .	W	38-23	47,426
S 25	San Francisco 49ers . . . . .	W	36-14	56,715
O 9	at Chicago Bears . . . . .	L	17-27	47,452
O 16	Detroit Lions . . . . .	W	45-14	60,238
O 23	Minnesota Vikings . . . . .	W	20-17	60,238
O 30	at Los Angeles Rams . . . . .	W	17-3	57,898
N 6	Washington Redskins . . . . .	W	37-10	60,238
N 13	at Atlanta Falcons . . . . .	W	19-7	58,850
N 20	at Detroit Lions . . . . .	L	14-20	52,383
N 27	Los Angeles Rams . . . . .	L	7-23	60,238
D 4	Chicago Bears . . . . .	W	21-16	60,238
D 10	Green Bay Packers . . . . .	L	10-14	60,238
D 18	at San Francisco 49ers . . . . .	W	30-14	40,005
				314-226

### PLAYOFF BOWL

J 8 Philadelphia Eagles at Miami . . . . . W 20-14 . . . . . 58,088

**1967: Won 11, Lost 1, Tied 2**  
**Tied First Coastal Division**

**Coach: Don Shula**

S 17	Atlanta Falcons . . . . .	W	38-31	56,715
S 24	at Philadelphia Eagles . . . . .	W	38-6	60,755
O 1	San Francisco 49ers . . . . .	W	41-7	60,238
O 8	at Chicago Bears . . . . .	W	24-3	47,190
O 15	Los Angeles Rams . . . . .	T	24-24	60,238
O 22	at Minnesota Vikings . . . . .	T	20-20	47,693
O 29	at Washington Redskins . . . . .	W	17-13	50,574
N 5	Green Bay Packers . . . . .	W	13-10	60,238
N 12	at Atlanta Falcons . . . . .	W	49-7	58,850
N 19	Detroit Lions . . . . .	W	41-7	60,238
N 26	at San Francisco 49ers . . . . .	W	26-9	44,815
D 3	Dallas Cowboys . . . . .	W	23-17	60,238
D 10	New Orleans Saints . . . . .	W	30-10	60,238
D 17	at Los Angeles Rams . . . . .	L	10-34	77,277
				394-198

**1968: Won 13, Lost 1**  
**First Coastal Division**

**Coach: Don Shula**

S 15	San Francisco 49ers . . . . .	W	27-10	56,864
S 23	at Atlanta Falcons . . . . .	W	28-20	50,428
S 29	at Pittsburgh Steelers . . . . .	W	41-7	44,480
O 6	Chicago Bears . . . . .	W	28-7	60,238
O 13	at San Francisco 49ers . . . . .	W	42-14	32,822
O 20	Cleveland Browns . . . . .	L	20-30	60,238
O 27	Los Angeles Rams . . . . .	W	27-10	60,238
N 2	at New York Giants . . . . .	W	26-0	62,973
N 10	at Detroit Lions . . . . .	W	27-10	55,170
N 17	St. Louis Cardinals . . . . .	W	27-0	60,238
N 24	Minnesota Vikings . . . . .	W	21-9	60,238
D 1	Atlanta Falcons . . . . .	W	44-0	60,238
D 7	at Green Bay Packers . . . . .	W	16-3	50,861
D 15	at Los Angeles Rams . . . . .	W	28-24	69,397
				402-144



# RESULTS

## WESTERN CONFERENCE CHAMPIONSHIP GAME

D 22 Minnesota Vikings . . . . . W 24-14 . . . . . 60,238

## NFL CHAMPIONSHIP GAME

D 27 at Cleveland Browns . . . . . W 34-0 . . . . . 80,628

## SUPER BOWL III

J 12 New York Jets at Miami . . . . . L 7-16 . . . . . 75,389

**1969: Won 8, Lost 5, Tied 1  
Second Coastal Division**

**Coach: Don Shula**

S 21	Los Angeles Rams . . . . .	L	20-27 . . . . .	56,864
S 28	at Minnesota Vikings . . . . .	L	14-52 . . . . .	47,644
O 5	at Atlanta Falcons . . . . .	W	21-14 . . . . .	57,806
O 13	Philadelphia Eagles . . . . .	W	24-20 . . . . .	56,864
O 19	at New Orleans Saints . . . . .	W	30-10 . . . . .	80,636
O 26	San Francisco 49ers . . . . .	L	21-24 . . . . .	60,238
N 2	Washington Redskins . . . . .	W	41-17 . . . . .	60,238
N 9	Green Bay Packers . . . . .	W	14-6 . . . . .	60,238
N 16	at San Francisco 49ers . . . . .	L	17-20 . . . . .	38,472
N 23	at Chicago Bears . . . . .	W	24-21 . . . . .	45,455
N 30	Atlanta Falcons . . . . .	W	13-6 . . . . .	60,238
D 7	Detroit Lions . . . . .	T	17-17 . . . . .	60,238
D 13	at Dallas Cowboys . . . . .	L	10-27 . . . . .	63,191
D 21	at Los Angeles Rams . . . . .	W	13-7 . . . . .	73,326
			279-268	

## SUPER BOWL CHAMPIONS

**1970: Won 11, Lost 2, Tied 1  
First Eastern Division**

**Coach: Don McCafferty**

S 20	at San Diego Chargers . . . . .	W	16-14 . . . . .	47,782
S 28	Kansas City Chiefs . . . . .	L	24-44 . . . . .	53,911
O 4	at Boston Patriots . . . . .	W	14-6 . . . . .	38,235
O 11	at Houston Oilers . . . . .	W	24-20 . . . . .	48,050
O 18	at New York Jets . . . . .	W	29-22 . . . . .	63,301
O 25	Boston Patriots . . . . .	W	27-3 . . . . .	60,240
N 1	Miami Dolphins . . . . .	W	35-0 . . . . .	60,240
N 9	Green Bay Packers at Milwaukee . . . . .	W	13-10 . . . . .	48,063
N 15	Buffalo Bills . . . . .	T	17-17 . . . . .	60,240
N 22	at Miami Dolphins . . . . .	L	17-34 . . . . .	67,699
N 29	Chicago Bears . . . . .	W	21-20 . . . . .	60,240
D 6	Philadelphia Eagles . . . . .	W	29-10 . . . . .	60,240
D 13	at Buffalo Bills . . . . .	W	20-14 . . . . .	34,346
D 19	New York Jets . . . . .	W	35-20 . . . . .	60,240
			321-234	

## AFC DIVISIONAL PLAYOFF GAME

D 26 Cincinnati Bengals . . . . . W 17-0 . . . . . 51,127

## AFC CHAMPIONSHIP GAME

J 3 Oakland Raiders . . . . . W 27-17 . . . . . 56,368

## SUPER BOWL V

J 17 Dallas Cowboys at Miami . . . . . W 16-13 . . . . . 79,204

**1971: Won 10, Lost 4  
Second Eastern Division (Wildcard)**

**Coach: Don McCafferty**

S 19	New York Jets . . . . .	W	22-0 . . . . .	56,458
S 26	Cleveland Browns . . . . .	L	13-14 . . . . .	56,837
O 3	at New England Patriots . . . . .	W	23-3 . . . . .	61,232
O 10	at Buffalo Bills . . . . .	W	43-0 . . . . .	46,206
O 17	at New York Giants . . . . .	W	31-7 . . . . .	62,860
O 25	at Minnesota Vikings . . . . .	L	3-10 . . . . .	49,784
O 31	Pittsburgh Steelers . . . . .	W	34-21 . . . . .	60,238
N 8	Los Angeles Rams . . . . .	W	24-17 . . . . .	57,722
N 14	at New York Jets . . . . .	W	14-13 . . . . .	63,947
N 21	at Miami Dolphins . . . . .	L	14-17 . . . . .	75,312
N 28	at Oakland Raiders . . . . .	W	37-14 . . . . .	54,689
D 5	Buffalo Bills . . . . .	W	24-0 . . . . .	58,476
D 11	Miami Dolphins . . . . .	W	14-3 . . . . .	60,238
D 19	New England Patriots . . . . .	L	17-21 . . . . .	57,942
			313-140	

## AFC DIVISIONAL PLAYOFF GAME

D 26 at Cleveland Browns . . . . . W 20-3 . . . . . 74,082

## AFC CHAMPIONSHIP GAME

J 2 at Miami Dolphins . . . . . L 0-21 . . . . . 78,629

# RESULTS



**1972: Won 5, Lost 9**  
Third Eastern Division

Coaches: Don McCafferty (5 games)  
John Sandusky (9 games)

S	17	St. Louis Cardinals	L	3-10	53,652
S	24	New York Jets	L	34-44	56,626
O	1	at Buffalo Bills	W	17-0	46,206
O	8	San Diego Chargers	L	20-23	55,459
O	15	Dallas Cowboys	L	0-21	58,992
O	22	at New York Jets	L	20-24	62,948
O	29	Miami Dolphins	L	0-23	60,000
N	6	at New England Patriots	W	24-17	60,999
N	12	at San Francisco 49ers	L	21-24	61,214
N	19	at Cincinnati Bengals	W	20-19	49,512
N	26	New England Patriots	W	31-0	54,907
D	3	Buffalo Bills	W	35-7	55,390
D	10	at Kansas City Chiefs	L	10-24	44,175
D	16	at Miami Dolphins	L	0-16	80,010
				235-252	

**1973: Won 4, Lost 10**  
Fourth Eastern Division

Coach: Howard Schnellenberger

S	16	at Cleveland Browns	L	14-24	74,303
S	23	New York Jets	L	10-34	55,942
S	30	New Orleans Saints	W	14-10	52,293
O	7	at New England Patriots	L	16-24	57,044
O	14	at Buffalo Bills	L	13-31	78,875
O	21	at Detroit Lions	W	29-27	48,058
O	28	Oakland Raiders	L	21-34	59,008
N	4	Houston Oilers	L	27-31	52,707
N	11	at Miami Dolphins	L	0-44	60,332
N	18	at Washington Redskins	L	14-22	52,675
N	25	Buffalo Bills	L	17-24	52,250
D	2	at New York Jets	L	17-20	61,009
D	9	Miami Dolphins	W	16-3	58,446
D	16	New England Patriots	W	18-13	52,065
				226-341	

**1974: Won 2, Lost 12**  
Fifth Eastern Division

Coach: Howard Schnellenberger (3 games)  
Joe Thomas (11 games)

S	15	at Pittsburgh Steelers	L	0-30	48,890
S	22	Green Bay Packers	L	13-20	41,252
S	29	at Philadelphia Eagles	L	10-30	64,205
O	6	at New England Patriots	L	3-42	59,502
O	13	Buffalo Bills	L	14-27	42,089
O	20	at New York Jets	W	35-20	51,745
O	27	at Miami Dolphins	L	7-17	65,868
N	3	Cincinnati Bengals	L	14-24	40,037
N	10	Denver Broncos	L	6-17	37,959
N	17	at Atlanta Falcons	W	17-7	41,278
N	24	New England Patriots	L	17-27	38,971
D	1	at Buffalo Bills	L	0-6	75,325
D	8	Miami Dolphins	L	16-17	43,553
D	15	New York Jets	L	38-45	38,168
				190-329	

**1975: Won 10, Lost 4**  
First Eastern Division

Coach: Ted Marchibroda

S	21	at Chicago Bears	W	35-7	51,678
S	28	Oakland Raiders	L	20-31	41,023
O	5	at Los Angeles Rams	L	13-24	62,491
O	12	Buffalo Bills	L	31-38	45,791
O	19	at New England Patriots	L	10-21	51,417
O	26	at New York Jets	W	45-28	55,137
N	2	Cleveland Browns	W	21-7	37,285
N	9	at Buffalo Bills	W	42-35	77,320
N	16	New York Jets	W	52-19	54,006
N	23	at Miami Dolphins	W	33-17	61,986
N	30	Kansas City Chiefs	W	28-14	44,151
D	7	at New York Giants	W	21-0	49,863
D	14	Miami Dolphins	W	10-7 (OT)	60,548
D	21	New England Patriots	W	34-21	50,801
				395-269	

**AFC DIVISIONAL PLAYOFF GAME**

D	27	at Pittsburgh Steelers	L	10-28	59,053
---	----	------------------------	---	-------	--------



# RESULTS

**1976: Won 11, Lost 3**  
First Eastern Division

**Coach: Ted Marchibroda**

S	12	at New England Patriots	W	27-13	43,512
S	19	Cincinnati Bengals	W	28-27	50,621
S	26	at Dallas Cowboys	L	27-30	64,237
O	3	Tampa Bay Buccaneers	W	42-17	43,105
O	10	Miami Dolphins	W	28-14	60,020
O	17	at Buffalo Bills	W	31-13	71,009
O	24	at New York Jets	W	20-0	49,768
N	1	Houston Oilers	W	38-14	60,020
N	7	at San Diego Chargers	W	37-21	42,827
N	14	New England Patriots	L	14-21	60,020
N	22	at Miami Dolphins	W	17-16	62,104
N	28	New York Jets	W	33-16	46,938
D	4	at St. Louis Cardinals	L	17-24	48,282
D	12	Buffalo Bills	W	58-20	53,729
					417-246

### AFC DIVISIONAL PLAYOFF GAME

D	19	Pittsburgh Steelers	L	14-40	60,020
---	----	---------------------	---	-------	--------

**1977: Won 10, Lost 4**  
First Eastern Division

**Coach: Ted Marchibroda**

S	18	at Seattle Seahawks	W	29-14	58,991
S	25	at New York Jets	W	20-12	43,439
O	2	Buffalo Bills	W	17-14	49,247
O	9	Miami Dolphins	W	45-28	57,829
O	16	at Kansas City Chiefs	W	17-6	63,076
O	23	at New England Patriots	L	3-17	60,958
O	30	Pittsburgh Steelers	W	31-21	60,763
N	7	Washington Redskins	W	10-3	60,763
N	13	at Buffalo Bills	W	31-13	39,444
N	20	New York Jets	W	33-12	52,014
N	27	at Denver Broncos	L	13-27	74,939
D	5	at Miami Dolphins	L	6-17	68,977
D	11	Detroit Lions	L	10-13	45,124
D	18	New England Patriots	W	30-24	60,763
					295-221

### AFC DIVISIONAL PLAYOFF GAME

D	24	Oakland Raiders	L	31-37 (2 OT)	60,763
---	----	-----------------	---	--------------	--------

**1978: Won 5, Lost 11**  
Fifth Eastern Division

**Coach: Ted Marchibroda**

S	4	at Dallas Cowboys	L	0-38	65,053
S	10	Miami Dolphins	L	0-42	47,730
S	18	at New England Patriots	W	34-27	57,284
S	24	at Buffalo Bills	L	17-24	55,270
O	1	Philadelphia Eagles	L	14-17	50,314
O	8	at St. Louis Cardinals	W	30-17	47,479
O	15	New York Jets	L	10-33	48,136
O	22	Denver Broncos	W	7-6	58,857
O	29	at Miami Dolphins	L	8-26	53,524
N	6	Washington Redskins	W	21-17	60,762
N	12	at Seattle Seahawks	W	17-14	61,905
N	19	Cleveland Browns	L	24-45	49,570
N	26	New England Patriots	L	14-35	49,404
D	3	at New York Jets	L	16-24	50,248
D	9	Pittsburgh Steelers	L	13-35	41,597
D	17	Buffalo Bills	L	14-21	40,420
					239-421

**1979: Won 5, Lost 11**  
Fifth Eastern Division

**Coach: Ted Marchibroda**

S	2	at Kansas City Chiefs	L	0-14	50,943
S	9	Tampa Bay Buccaneers	L	26-29 OT	39,756
S	16	at Cleveland Browns	L	10-13	73,889
S	23	at Pittsburgh Steelers	L	13-17	49,483
S	30	Buffalo Bills	L	13-31	37,927
O	7	New York Jets	W	10-8	37,789
O	14	Houston Oilers	L	16-28	50,990
O	21	at Buffalo Bills	W	14-13	51,599
O	28	New England Patriots	W	31-26	47,042
N	4	Cincinnati Bengals	W	38-28	41,299
N	11	at Miami Dolphins	L	0-19	58,226
N	18	at New England Patriots	L	21-50	61,297
N	25	Miami Dolphins	L	24-28	45,862
D	2	at New York Jets	L	17-30	60,372
D	9	Kansas City Chiefs	L	7-10	37,226
D	16	at New York Giants	W	31-7	76,671
					271-351

# RESULTS



**1980: Won 7, Lost 9**  
Fourth Eastern Division

Coach: Mike McCormack

S	7	at New York Jets	W	17-14	54,932
S	14	Pittsburgh Steelers	L	17-20	57,340
S	21	at Houston Oilers	L	16-21	50,815
S	28	New York Jets	W	35-21	35,533
O	5	at Miami Dolphins	W	30-17	55,212
O	12	at Buffalo Bills	W	17-12	74,853
O	19	New England Patriots	L	21-37	55,346
O	26	St. Louis Cardinals	L	10-17	36,305
N	2	at Kansas City Chiefs	W	31-24	56,112
N	9	Cleveland Browns	L	27-28	48,304
N	16	at Detroit Lions	W	10-9	80,638
N	23	at New England Patriots	L	21-47	61,297
N	30	Buffalo Bills	W	28-24	39,880
D	7	at Cincinnati Bengals	L	33-34	43,991
D	14	Miami Dolphins	L	14-24	30,564
D	21	Kansas City Chiefs	L	28-38	29,936
				355-387	

**1981: Won 2, Lost 14**  
Fourth Eastern Division

Coach: Mike McCormack

S	6	at New England Patriots	W	29-28	49,997
S	13	Buffalo Bills	L	3-35	45,772
S	20	at Denver Broncos	L	10-28	74,804
S	27	Miami Dolphins	L	28-31	42,452
O	4	at Buffalo Bills	L	17-23	77,811
O	11	Cincinnati Bengals	L	19-41	35,881
O	18	San Diego Chargers	L	14-43	48,679
O	26	at Cleveland Browns	L	28-42	78,986
N	1	at Miami Dolphins	L	10-27	46,061
N	8	New York Jets	L	14-41	36,373
N	15	at Philadelphia Eagles	L	13-38	72,200
N	22	St. Louis Cardinals	L	24-35	32,782
N	29	at New York Jets	L	0-25	53,593
D	6	Dallas Cowboys	L	13-37	60,586
D	13	at Washington Redskins	L	14-38	55,045
D	20	New England Patriots	W	23-21	34,127
				259-533	

**1982: Won 0, Lost 8, Tied 1**  
Fourteenth American Conference

Coach: Frank Kush

S	12	New England Patriots	L	13-24	39,055
S	19	at Miami Dolphins	L	20-24	51,999
S	26	New York Jets			Cancelled
O	3	at Detroit Lions			Cancelled
O	10	Buffalo Bills			Cancelled
O	17	at Cleveland Browns			Cancelled
O	24	Miami Dolphins		Postponed to 1/2/83	
O	31	Tampa Bay Buccaneers			Cancelled
N	7	at New England Patriots			Cancelled
N	14	Oakland Raiders			Cancelled
N	21	at New York Jets	L	0-37	46,970
N	28	at Buffalo Bills	L	0-20	33,985
D	5	Cincinnati Bengals	L	17-20	23,598
D	12	at Minnesota Vikings	L	10-13	53,981
D	19	Green Bay Packers	T	20-20	25,920
D	26	at San Diego Chargers	L	26-44	49,711
J ('83)		Miami Dolphins	L	7-34	19,073
				113-236	

**1983: Won 7, Lost 9**  
Fourth Eastern Division

Coach: Frank Kush

S	4	at New England Patriots	W	29-23 (OT)	45,526
S	11	Denver Broncos	L	10-17	52,613
S	18	at Buffalo Bills	L	23-28	40,937
S	25	Chicago Bears	W	22-19 (OT)	35,708
O	2	at Cincinnati Bengals	W	34-31	48,104
O	9	New England Patriots	W	12-7	37,013
O	16	Buffalo Bills	L	7-30	39,765
O	23	Miami Dolphins	L	7-21	45,768
O	30	at Philadelphia Eagles	W	22-21	59,150
N	6	at New York Jets	W	17-4	53,323
N	13	Pittsburgh Steelers	L	13-24	61,479
N	20	at Miami Dolphins	L	0-37	54,482
N	27	at Cleveland Browns	L	23-41	65,812
D	4	New York Jets	L	6-10	35,462
D	11	at Denver Broncos	L	19-21	74,854
D	18	Houston Oilers	W	20-10	27,934
				264-354	



# RESULTS

**1984: Won 4, Lost 12**  
Fourth Eastern Division

**Coach: Frank Kush (15 games)**  
**Hal Hunter (1 game)**

S	2	New York Jets	L	14-23	60,398
S	9	at Houston Oilers	W	35-21	43,820
S	16	St. Louis Cardinals	L	33-34	60,274
S	23	at Miami Dolphins	L	7-44	55,413
S	30	Buffalo Bills	W	31-17	60,032
O	7	Washington Redskins	L	7-35	60,012
O	14	at Philadelphia Eagles	L	7-16	50,277
O	21	Pittsburgh Steelers	W	17-16	60,026
O	28	at Dallas Cowboys	L	3-22	58,724
N	4	San Diego Chargers	L	10-38	60,143
N	11	at New York Jets	W	9-5	51,066
N	18	New England Patriots	L	17-50	60,009
N	25	at Los Angeles Raiders	L	7-21	40,289
D	2	at Buffalo Bills	L	15-21	20,693
D	9	Miami Dolphins	L	17-35	60,411
D	16	at New England Patriots	L	10-16	22,383
				239-414	

**1985: Won 5, Lost 11**  
Fourth Eastern Division

**Coach: Rod Dowhower**

S	8	at Pittsburgh Steelers	L	3-45	57,279
S	15	at Miami Dolphins	L	13-30	53,693
S	22	Detroit Lions	W	14-6	60,042
S	29	at New York Jets	L	20-25	61,987
O	6	Buffalo Bills	W	49-17	60,003
O	13	Denver Broncos	L	10-15	60,128
O	20	at Buffalo Bills	L	9-21	28,430
O	27	Green Bay Packers	W	37-10	59,708
N	3	New York Jets	L	17-35	59,683
N	10	at New England Patriots	L	15-34	54,176
N	17	Miami Dolphins	L	20-34	59,666
N	24	at Kansas City Chiefs	L	7-20	21,762
D	1	New England Patriots	L	31-38	56,740
D	8	at Chicago Bears	L	10-17	59,997
D	15	at Tampa Bay Buccaneers	W	31-23	25,577
D	22	Houston Oilers	W	34-16	55,818
				320-386	

**1986: Won 3, Lost 13**  
Fifth Eastern Division

**Coach: Rod Dowhower (13 games)**  
**Ron Meyer (3 games)**

S	7	at New England Patriots	L	3-33	55,208
S	14	at Miami Dolphins	L	10-30	51,848
S	21	Los Angeles Rams	L	7-24	59,012
S	28	New York Jets	L	7-26	56,075
O	5	at San Francisco 49ers	L	14-35	57,252
O	12	New Orleans Saints	L	14-17	53,512
O	19	at Buffalo Bills	L	13-24	50,050
O	26	Miami Dolphins	L	13-17	58,350
N	2	Cleveland Browns	L	9-24	57,962
N	9	New England Patriots	L	21-30	56,890
N	16	at New York Jets	L	16-31	65,149
N	23	at Houston Oilers	L	17-31	31,792
N	30	San Diego Chargers	L	3-17	47,950
D	7	at Atlanta Falcons	W	28-23	30,397
D	14	Buffalo Bills	W	24-14	52,783
D	21	at Los Angeles Raiders	W	30-24	41,349
				229-400	





## ALL-TIME SERIES RECORDS

### Colts (Won-Lost-Tied)

(\*Home Games)

#### ATLANTA (9-0)

1966, 19-7 W  
1967, 38-31 W\*  
1967, 49-7 W  
1968, 28-20 W  
1968, 44-0 W\*  
1969, 21-14 W  
1969, 13-6 W\*  
1974, 17-7 W  
1986, 28-23 W

1960, 24-10 W  
1961, 10-24 L  
1961, 20-21 L\*  
1962, 15-35 L  
1962, 0-57 L\*  
1963, 3-10 L  
1963, 7-17 L\*  
1964, 52-0 W\*  
1964, 40-24 W  
1965, 26-21 W  
1965, 0-13 L\*  
1966, 17-27 L

1978, 0-38 L  
1981, 13-37 L\*  
1984, 3-22 L

<sup>1</sup>Playoff Bowl

<sup>2</sup>Super Bowl V

#### BUFFALO (16-16-1)

1970, 17-17 T\*  
1970, 20-14 W  
1971, 43-0 W  
1971, 24-0 W\*  
1972, 17-0 W  
1972, 35-7 W\*  
1973, 13-31 L  
1973, 17-24 L\*  
1974, 14-27 L\*  
1974, 0-6 L  
1975, 31-38 L\*  
1975, 42-35 W  
1976, 31-13 W  
1976, 58-20 W\*  
1977, 17-14 W\*  
1977, 31-13 W  
1978, 17-24 L  
1978, 14-21 L\*  
1979, 13-31 L\*  
1979, 14-13 W  
1980, 17-12 W  
1980, 28-24 W\*  
1981, 3-35 L\*  
1981, 17-23 L  
1982, 0-20 L  
1983, 23-28 L  
1983, 7-30 L\*  
1984, 31-17 W\*  
1984, 15-21 L  
1985, 49-17 W\*  
1985, 9-21 L  
1986, 13-24 L  
1986, 24-14 W\*

1966, 21-16 W\*  
1967, 24-3 W  
1968, 28-7 W\*  
1969, 24-21 W  
1970, 21-20 W\*  
1975, 35-7 W  
1983, 22-19 W\*<sup>1</sup>  
1985, 10-17 L

<sup>1</sup>Overtime

#### CINCINNATI (5-4)

1970, 17-0 W\*\*  
1972, 20-19 W  
1974, 14-24 L\*  
1976, 28-27 W\*  
1979, 38-28 W\*  
1980, 33-34 L  
1981, 19-41 L\*  
1982, 17-20 L\*  
1983, 34-31 W

<sup>1</sup>AFC Divisional Playoff

#### CLEVELAND (5-11)

1956, 21-7 W  
1959, 31-38 L\*  
1962, 36-14 W  
1964, 0-27 L<sup>1</sup>  
1968, 20-30 L\*  
1968, 34-0 W<sup>1</sup>  
1971, 13-14 L\*  
1971, 20-3 W<sup>2</sup>  
1973, 14-24 L  
1975, 21-7 W\*  
1978, 24-45 L\*  
1979, 10-13 L  
1980, 27-28 L\*  
1981, 28-42 L  
1983, 23-41 L  
1986, 9-24 L\*

<sup>1</sup>NFL Championship

<sup>2</sup>AFC Divisional Playoff

#### DALLAS (4-6)

1960, 45-7 W  
1966, 35-3 W<sup>1</sup>  
1967, 23-17 W\*  
1969, 10-27 L  
1970, 16-13 W<sup>2</sup>  
1972, 0-21 L\*  
1976, 27-30 L

#### DENVER (1-6)

1974, 6-17 L\*  
1977, 13-27 L  
1978, 7-6 W\*  
1981, 10-28 L  
1983, 10-17 L\*  
1983, 19-21 L  
1985, 10-15 L\*

#### DETROIT (17-16-2)

1953, 17-27 L\*  
1953, 7-17 L  
1954, 0-35 L  
1954, 3-27 L\*  
1955, 28-13 W\*  
1955, 14-24 L  
1956, 14-31 L\*  
1956, 3-27 L  
1957, 34-14 W\*  
1957, 27-31 L  
1958, 28-15 W\*  
1958, 40-14 W  
1959, 21-9 W\*  
1959, 31-24 W  
1960, 17-30 L  
1960, 15-20 L\*  
1961, 15-16 L\*  
1961, 17-14 W  
1962, 20-29 L\*  
1962, 14-21 L  
1963, 25-21 W  
1963, 24-21 W\*  
1964, 34-0 W  
1964, 14-31 L\*  
1965, 31-7 W\*  
1965, 24-24 T  
1966, 45-14 W\*  
1966, 14-20 L  
1967, 41-7 W\*  
1968, 27-10 W  
1969, 17-17 T\*  
1973, 29-27 W  
1977, 10-13 L\*  
1980, 10-9 W  
1985, 14-6 W\*

#### CHICAGO (21-14)

1953, 13-9 W\*  
1953, 16-14 W  
1954, 9-28 L  
1954, 13-28 L\*  
1955, 23-17 W\*  
1955, 10-38 L  
1956, 28-21 W\*  
1956, 27-58 L  
1957, 21-10 W\*  
1957, 29-14 W  
1958, 51-38 W\*  
1958, 17-0 W  
1959, 21-26 L\*  
1959, 21-7 W  
1960, 42-7 W\*

#### GREEN BAY (17-18-1)

1953, 14-37 L  
1953, 24-35 L\*  
1954, 6-7 L\*  
1954, 13-24 L  
1955, 24-20 W  
1955, 14-10 W\*  
1956, 33-38 L  
1956, 28-21 W\*



## RESULTS

1957, 45-17 W  
 1957, 21-24 L\*  
 1958, 24-17 W  
 1958, 56-0 W\*  
 1959, 38-21 W\*  
 1959, 28-24 W  
 1960, 21-35 L  
 1960, 38-24 W\*  
 1961, 7-45 L  
 1961, 45-21 W\*  
 1962, 6-17 L\*  
 1962, 13-17 L  
 1963, 20-31 L  
 1963, 20-34 L\*  
 1964, 21-20 W  
 1964, 24-21 W\*  
 1965, 17-20 L  
 1965, 27-42 L\*  
 1965, 10-13 L'  
 1966, 3-24 L  
 1966, 10-14 L\*  
 1967, 13-10 W\*  
 1968, 16-3 W  
 1969, 14-6 W\*  
 1970, 13-10 W  
 1974, 13-20 L\*  
 1982, 20-20 T\*  
 1985, 37-10 W\*

\*Conference Playoff

### HOUSTON (5-4)

1970, 24-20 W  
 1973, 27-31 L\*  
 1976, 38-14 W\*  
 1979, 16-28 L\*  
 1980, 16-21 L  
 1983, 20-10 W\*  
 1984, 35-21 W  
 1985, 34-16 W\*  
 1986, 17-31 L

### KANSAS CITY (3-6)

1970, 24-44 L\*  
 1972, 10-24 L  
 1975, 28-14 W\*  
 1977, 17-6 W  
 1979, 0-14 L  
 1979, 7-10 L\*  
 1980, 31-24 W  
 1980, 28-38 L\*  
 1985, 7-20 L

### L.A. RAIDERS (3-4)

1970, 27-17 W\*\*  
 1971, 37-14 W  
 1973, 21-34 L\*  
 1975, 20-31 L\*  
 1977, 31-37 L2\*  
 1984, 7-21 L  
 1986, 30-24 W

\*AFC Championship

\*\*AFC Playoffs

### L.A. RAMS (20-15-2)

1953, 13-21 L\*  
 1953, 2-45 L  
 1954, 0-48 L  
 1954, 22-21 W  
 1955, 17-17 T\*  
 1955, 14-20 L

1956, 56-21 W\*  
 1956, 7-31 L  
 1957, 31-14 W\*  
 1957, 21-37 L  
 1958, 34-7 W\*  
 1958, 28-30 L  
 1959, 35-21 W\*  
 1959, 45-26 W  
 1960, 31-17 W\*  
 1960, 3-10 L  
 1961, 27-24 W\*  
 1961, 17-34 L  
 1962, 30-27 W\*  
 1962, 14-2 W  
 1963, 16-17 L  
 1963, 19-16 W\*  
 1964, 35-20 W\*  
 1964, 24-7 W  
 1965, 35-20 W\*  
 1965, 20-17 W  
 1966, 17-3 W  
 1966, 7-23 L\*  
 1967, 24-24 T\*  
 1967, 10-34 L  
 1968, 27-10 W\*  
 1968, 28-24 W  
 1969, 20-27 L\*  
 1969, 13-7 W  
 1971, 24-17 W\*  
 1975, 13-24 L  
 1986, 7-24 L\*

### MIAMI (9-26)

1970, 35-0 W\*  
 1970, 17-34 L  
 1971, 14-17 L  
 1971, 14-3 W\*  
 1971, 0-21 L'  
 1972, 0-23 L\*  
 1972, 0-16 L  
 1973, 0-44 L  
 1973, 16-3 W\*  
 1974, 7-17 L  
 1974, 16-17 L\*  
 1975, 33-17 W  
 1975, 10-7 W\*  
 1976, 28-14 W\*  
 1976, 17-16 W  
 1977, 45-28 W\*  
 1977, 6-17 L  
 1978, 0-42 L\*  
 1978, 8-26 L  
 1979, 0-19 L  
 1979, 24-28 L\*  
 1980, 30-17 W  
 1980, 14-24 L\*  
 1981, 28-31 L\*  
 1981, 10-27 L  
 1982, 20-24 L  
 1982, 7-34 L\*  
 1983, 7-21 L\*  
 1983, 0-37 L  
 1984, 7-44 L  
 1984, 17-35 L\*  
 1985, 13-30 L  
 1985, 20-34 L  
 1986, 10-30 L  
 1986, 13-17 L\*

\*AFC Championship

### MINNESOTA (12-5-1)

1961, 34-33 W\*  
 1961, 20-28 L  
 1962, 34-7 W  
 1962, 42-17 W\*  
 1963, 37-34 W  
 1963, 41-10 W\*  
 1964, 24-34 L  
 1964, 17-14 W\*  
 1965, 35-16 W\*  
 1965, 41-21 W  
 1966, 38-23 W  
 1966, 20-17 W\*  
 1967, 20-20 T  
 1968, 21-9 W\*  
 1968, 24-14 W\*\*  
 1969, 14-52 L  
 1971, 3-10 L  
 1982, 10-13 L

\*Conference

Championship

### NEW ENGLAND (15-18)

1970, 14-6 W  
 1970, 27-3 W\*  
 1971, 23-3 W  
 1971, 17-21 L\*  
 1972, 24-17 W  
 1972, 31-0 W\*  
 1973, 16-24 L  
 1973, 18-13 W\*  
 1974, 3-42 L  
 1974, 17-27 L\*  
 1975, 10-21 L  
 1975, 34-21 W\*  
 1976, 27-13 W  
 1976, 14-21 L\*  
 1977, 3-17 L  
 1977, 30-24 W\*  
 1978, 34-27 W  
 1978, 14-35 L\*  
 1979, 31-26 W\*  
 1979, 21-50 L  
 1980, 21-37 L\*  
 1980, 21-47 L  
 1981, 29-28 W  
 1981, 23-21 W\*  
 1982, 13-24 L\*  
 1983, 29-23 W'  
 1983, 12-7 W\*  
 1984, 17-50 L\*  
 1984, 10-16 L  
 1985, 15-34 L  
 1985, 31-38 L\*  
 1986, 3-33 L  
 1986, 21-30 L\*

'Overtime

### NEW ORLEANS (3-1)

1967, 30-12 W\*  
 1969, 30-10 W  
 1973, 14-10 W\*  
 1986, 14-17 L\*

### N.Y. GIANTS (7-3)

1954, 20-14 W\*  
 1955, 7-17 L  
 1958, 21-24 L

# RESULTS



1958, 23-17 W'	1983, 22-21 W	1960, 22-30 L*
1959, 31-16 W'*	1984, 7-16 L	1960, 10-34 L
1963, 28-37 L*	'Playoff Bowl	1961, 20-17 W*
1968, 26-0 W	<b>PITTSBURGH (4-9)</b>	1961, 27-24 W
1971, 31-7 W	1957, 13-19 L*	1962, 13-21 L*
1975, 21-0 W	1968, 41-7 W	1962, 23-3 W
1979, 31-7 W	1971, 34-21 W*	1963, 20-14 W
'NFL Championship	1974, 0-30 L	1963, 20-3 W*
<b>N.Y. JETS (16-18)</b>	1975, 10-28 L'	1964, 37-7 W*
1968, 7-16 L'	1975, 10-28 L'	1964, 14-3 W
1970, 29-22 W	1976, 14-40 L'*	1965, 27-24 W*
1970, 35-20 W*	1977, 31-21 W*	1965, 34-28 W
1971, 22-0 W*	1978, 13-35 L	1966, 36-14 W*
1971, 14-13 W	1979, 13-17 L	1966, 30-14 W
1972, 34-44 L*	1980, 17-20 L*	1967, 41-7 W*
1972, 20-24 L	1983, 13-24 L*	1967, 26-9 W
1973, 10-34 L*	1984, 17-16 W*	1968, 27-10 W*
1973, 17-20 L	1985, 3-45 L	1968, 42-14 W
1974, 35-20 W	'AFC Divisional Playoff	1969, 21-24 L*
1974, 38-45 L*	<b>ST. LOUIS (4-5)</b>	1969, 17-20 L
1975, 45-28 W	1961, 16-0 W*	1972, 21-24 L
1975, 52-19 W*	1964, 47-27 W*	1986, 14-35 L
1976, 20-0 W	1968, 27-0 W*	<b>SEATTLE (2-0)</b>
1976, 33-16 W*	1972, 3-10 L*	1977, 29-14 W
1977, 20-12 W	1976, 17-24 L	1978, 17-14 W
1977, 33-12 W*	1978, 30-17 W	<b>TAMPA BAY (2-1)</b>
1978, 10-33 L*	1980, 10-17 L*	1976, 42-17 W*
1978, 16-24 L	1981, 24-35 L*	1979, 26-29 L*
1979, 10-8 W*	1984, 33-34 L*	1985, 31-23 W
1979, 17-30 L	<b>SAN DIEGO (2-5)</b>	<b>WASHINGTON</b>
1980, 17-14 W	1970, 16-14 W	<b>(15-6)</b>
1980, 35-21 W*	1972, 20-23 L*	1953, 27-17 W*
1981, 14-41 L*	1976, 37-21 W	1954, 21-24 L
1981, 0-25 L	1981, 14-43 L*	1955, 13-14 L*
1982, 0-37 L	1982, 26-44 L	1956, 19-17 W*
1983, 17-14 W	1984, 10-38 L*	1957, 21-17 W
1983, 6-10 L*	1986, 3-17 L*	1958, 35-10 W*
1984, 14-23 L*	<b>SAN FRANCISCO</b>	1959, 24-27 L
1984, 9-5 W	<b>(21-15)</b>	1960, 20-0 W*
1985, 20-25 L	1953, 21-38 L*	1961, 27-6 W
1985, 17-35 L*	1953, 14-45 L	1962, 34-21 W*
1986, 7-26 L*	1954, 17-13 W*	1963, 36-20 W
1986, 16-31 L	1954, 7-10 L	1964, 45-17 W*
'Super Bowl III	1955, 26-14 W*	1965, 38-7 W
<b>PHILADELPHIA (6-5)</b>	1955, 24-35 L	1966, 37-10 W*
1953, 14-45 L	1956, 17-20 L*	1967, 17-13 W
1965, 34-24 W*	1956, 17-30 L	1969, 41-17 W*
1966, 20-14 W'	1957, 27-21 W*	1973, 14-22 L
1967, 38-6 W	1957, 13-17 L	1977, 10-3 W*
1969, 24-20 W*	1958, 35-27 W*	1978, 21-17 W*
1970, 29-10 W*	1958, 12-21 L	1981, 14-38 L
1974, 10-30 L	1959, 45-14 W*	1984, 7-35 L*
1978, 14-17 L*	1959, 34-14 W	
1981, 13-38 L		



# RESULTS

## NATIONAL FOOTBALL LEAGUE STANDINGS

**NOTE:** Standings since the AFL-NFL Merger. For years prior to 1970 season, consult NFL Record and Fact Book.

### 1970

#### American Conference

##### Eastern Division

	W	L	T	Pct.
Baltimore	11	2	1	.846
*Miami	10	4	0	.714
N.Y. Jets	4	10	0	.286
Buffalo	3	10	1	.231
Boston	2	12	0	.143

##### Central Division

	W	L	T	Pct.
Cincinnati	8	6	0	.571
Cleveland	7	7	0	.500
Pittsburgh	5	9	0	.357
Houston	3	10	1	.231

##### Western Division

	W	L	T	Pct.
Oakland	8	4	2	.667
Kansas City	7	5	2	.583
San Diego	5	6	3	.455
Denver	5	8	1	.385

\* Qualified as wildcard.

AFC Playoffs—BALTIMORE 17, Cincinnati 0;  
OAKLAND 21, Miami 14.

AFC Championship—BALTIMORE 27,  
Oakland 17.

Super Bowl V—Baltimore 16, Dallas 13, at Miami (Orange Bowl).

#### National Conference

##### Eastern Division

	W	L	T	Pct.
Dallas	10	4	0	.714
N.Y. Giants	9	5	0	.643
St. Louis	8	5	1	.615
Washington	6	8	0	.429
Philadelphia	3	10	1	.231

##### Central Division

	W	L	T	Pct.
Minnesota	12	2	0	.857
*Detroit	10	4	0	.714
Chicago	6	8	0	.429
Green Bay	6	8	0	.429

##### Western Division

	W	L	T	Pct.
San Francisco	10	3	1	.769
Los Angeles	9	4	1	.714
Atlanta	4	8	2	.333
New Orleans	2	11	1	.179

NFC Playoffs—DALLAS 5, Detroit 0;  
San Francisco 17, MINNESOTA 14.

NFC Championship—Dallas 17,  
SAN FRANCISCO 10.

### 1971

#### American Conference

##### Eastern Division

	W	L	T	Pct.
Miami	10	3	1	.769
*Baltimore	10	4	0	.714
N.Y. Jets	6	8	0	.429
New England	6	8	0	.429
Buffalo	1	13	0	.071

##### Central Division

	W	L	T	Pct.
Cleveland	9	5	0	.643
Pittsburgh	6	8	0	.429
Houston	4	9	1	.308
Cincinnati	4	10	0	.286

##### Western Division

	W	L	T	Pct.
Kansas City	10	3	1	.769
Oakland	8	4	2	.667
San Diego	6	8	0	.429
Denver	4	9	1	.308

\* Qualified as wildcard.

AFC Playoffs—Miami 27, KANSAS CITY, 24;  
Baltimore 20, CLEVELAND 3.

AFC Championship—MIAMI 21,  
Baltimore 0.

Super Bowl VI—Dallas 24, Miami 3, at New Orleans (Tulane Stadium)

#### National Conference

##### Eastern Division

	W	L	T	Pct.
Dallas	11	3	0	.786
*Washington	9	4	1	.692
Philadelphia	6	7	1	.462
St. Louis	4	9	1	.308
N.Y. Giants	4	10	0	.286

##### Central Division

	W	L	T	Pct.
Minnesota	11	3	0	.786
Detroit	7	6	1	.538
Chicago	6	8	0	.429
Green Bay	4	8	2	.333

##### Western Division

	W	L	T	Pct.
San Francisco	9	5	0	.643
Los Angeles	8	5	1	.615
Atlanta	7	6	1	.538
New Orleans	4	8	2	.333

NFC Playoffs—Dallas 20, MINNESOTA 12;  
SAN FRANCISCO 24, Washington 20.

NFC Championship—DALLAS 14,  
San Francisco 3.

### 1972

#### American Conference

##### Eastern Division

	W	L	T	Pct.
Miami	14	0	0	1.000
N.Y. Jets	7	7	0	.500
Baltimore	5	9	0	.357
Buffalo	4	9	1	.321
New England	3	11	0	.214

#### National Conference

##### Eastern Division

	W	L	T	Pct.
Washington	11	3	0	.786
*Dallas	10	4	0	.714
N.Y. Giants	8	6	0	.571
St. Louis	4	9	1	.321
Philadelphia	2	11	1	.179

# RESULTS



## Central Division

	W	L	T	Pct.
Pittsburgh	11	3	0	.786
*Cleveland	10	4	0	.714
Cincinnati	8	6	0	.571
Houston	1	13	0	.071

## Western Division

	W	L	T	Pct.
Oakland	10	3	1	.750
Kansas City	8	6	0	.571
Denver	5	9	0	.429
San Diego	4	9	1	.321

\*Qualified as wildcard.

AFC Playoffs—PITTSBURGH 13,  
Oakland 7; MIAMI 20, Cleveland 14.

AFC Championship—Miami 21,  
PITTSBURGH 17.

Super Bowl VII—Miami 14, Washington 7, at Los Angeles (Coliseum).

## Central Division

	W	L	T	Pct.
Green Bay	10	4	0	.714
Detroit	8	5	1	.607
Minnesota	7	7	0	.500
Chicago	4	9	1	.321

## Western Division

	W	L	T	Pct.
San Francisco	8	5	1	.607
Atlanta	7	7	0	.500
Los Angeles	6	7	1	.464
New Orleans	2	11	1	.179

NFC Playoffs—Dallas 30,  
SAN FRANCISCO 28; WASHINGTON 16,  
Green Bay 3.

NFC Championship—WASHINGTON 26,  
Dallas 3.

## 1973

### American Conference

#### Eastern Division

	W	L	T	Pct.
Miami	12	2	0	.857
Buffalo	9	5	0	.643
New England	5	9	0	.357
Baltimore	4	10	0	.286
N.Y. Jets	4	10	0	.286

#### Central Division

	W	L	T	Pct.
Cincinnati	10	4	0	.714
*Pittsburgh	10	4	0	.714
Cleveland	7	5	2	.571
Houston	1	13	0	.071

#### Western Division

	W	L	T	Pct.
Oakland	9	4	1	.679
Denver	7	5	2	.571
Kansas City	7	5	2	.571
San Diego	2	11	1	.179

\*Qualified as wildcard.

AFC Playoffs—OAKLAND 33, Pittsburgh 14;  
MIAMI 34, Cincinnati 16

AFC Championship—MIAMI 27,  
Oakland 10

Super Bowl VII—Miami 24, Minnesota 7, at Houston (Rice Stadium).

### National Conference

#### Eastern Division

	W	L	T	Pct.
Dallas	10	4	0	.714
*Washington	10	4	0	.714
Philadelphia	5	8	1	.393
St. Louis	4	9	1	.321
N.Y. Giants	2	11	1	.179

#### Central Division

	W	L	T	Pct.
Minnesota	12	2	0	.857
Detroit	6	7	1	.464
Green Bay	5	7	2	.429
Chicago	3	11	0	.214

#### Western Division

	W	L	T	Pct.
Los Angeles	12	2	0	.857
Atlanta	9	5	0	.643
New Orleans	5	9	0	.357
San Francisco	5	9	0	.357

NFC Playoffs—MINNESOTA 27,  
Washington 20; DALLAS 27,  
Los Angeles 16

NFC Championship—Minnesota 27,  
DALLAS 10

## 1974

### American Conference

#### Eastern Division

	W	L	T	Pct.
Miami	11	3	0	.786
*Buffalo	9	5	0	.643
New England	7	7	0	.500
N.Y. Jets	7	7	0	.500
Baltimore	2	12	0	.143

#### Central Division

	W	L	T	Pct.
Pittsburgh	10	3	1	.750
Cincinnati	7	7	0	.500
Houston	7	7	0	.500
Cleveland	4	10	0	.286

#### Western Division

	W	L	T	Pct.
Oakland	12	2	0	.857
Denver	7	6	1	.536
Kansas City	5	9	0	.357
San Diego	5	9	0	.357

\*Qualified as wildcard.

AFC Playoffs—OAKLAND 28, Miami 26;  
PITTSBURGH 32, Buffalo 14

AFC Championship—Pittsburgh 24,  
OAKLAND 13

Super Bowl IX—Pittsburgh 16, Minnesota 6, at New Orleans (Tulane Stadium).

### National Conference

#### Eastern Division

	W	L	T	Pct.
St. Louis	10	4	0	.714
*Washington	10	4	0	.714
Dallas	8	6	0	.571
Philadelphia	7	7	0	.500
N.Y. Giants	2	12	0	.143

#### Central Division

	W	L	T	Pct.
Minnesota	10	4	0	.714
Detroit	7	7	0	.500
Green Bay	6	8	0	.429
Chicago	4	10	0	.286

#### Western Division

	W	L	T	Pct.
Los Angeles	10	4	0	.714
San Francisco	6	8	0	.429
New Orleans	5	9	0	.357
Atlanta	3	11	0	.214

NFC Playoffs—MINNESOTA 30, St. Louis 14;  
LOS ANGELES 19, Washington 10

NFC Championship—MINNESOTA 14,  
Los Angeles 10



# RESULTS

## 1975

### American Conference

#### Eastern Division

	W	L	T	Pct.
Baltimore	10	4	0	.714
Miami	10	4	0	.714
Buffalo	8	6	0	.571
New England	3	11	0	.214
N.Y. Jets	3	11	0	.214

#### Central Division

	W	L	T	Pct.
Pittsburgh	12	2	0	.857
* Cincinnati	11	3	0	.786
Houston	10	4	0	.714
Cleveland	3	11	0	.214

#### Western Division

	W	L	T	Pct.
Oakland	11	3	0	.786
Denver	6	8	0	.429
Kansas City	5	9	0	.357
San Diego	2	12	0	.143

\* Qualified as wildcard.

AFC Playoffs—PITTSBURGH 28,  
Baltimore 10; OAKLAND 31, Cincinnati 28

AFC Championship—PITTSBURGH 16,  
Oakland 10

Super Bow X—Pittsburgh 21, Dallas 17 at Miami (Orange Bowl)

### National Conference

#### Eastern Division

	W	L	T	Pct.
St. Louis	11	3	0	.786
* Dallas	10	4	0	.714
Washington	8	6	0	.571
N.Y. Giants	5	9	0	.357
Philadelphia	4	10	0	.286

#### Central Division

	W	L	T	Pct.
Minnesota	12	2	0	.857
Detroit	7	7	0	.500
Chicago	4	10	0	.286
Green Bay	4	10	0	.286

#### Western Division

	W	L	T	Pct.
Los Angeles	12	2	0	.857
San Francisco	5	9	0	.357
Atlanta	4	10	0	.286
New Orleans	2	12	0	.143

NFC Playoffs—LOS ANGELES 35,  
St. Louis 23; Dallas 17, MINNESOTA 14

NFC Championship—Dallas 37,  
LOS ANGELES 7

## 1976

### American Conference

#### Eastern Division

	W	L	T	Pct.
Baltimore	11	3	0	.786
* New England	11	3	0	.786
Miami	6	8	0	.429
N.Y. Jets	3	11	0	.214
Buffalo	2	12	0	.143

#### Central Division

	W	L	T	Pct.
Pittsburgh	10	4	0	.714
Cincinnati	10	4	0	.714
Cleveland	9	5	0	.643
Houston	5	9	0	.357

#### Western Division

	W	L	T	Pct.
Oakland	13	1	0	.929
Denver	9	5	0	.643
San Diego	6	8	0	.429
Kansas City	5	9	0	.357
Tampa Bay	0	14	0	.000

\* Qualified as wildcard.

AFC Playoffs—OAKLAND 24,  
New England 21; Pittsburgh 40,  
BALTIMORE 14

AFC Championship—OAKLAND 24,  
Pittsburgh 7

Super Bowl XI—Oakland 32, Minnesota 14 at Pasadena (Rose Bowl)

### National Conference

#### Eastern Division

	W	L	T	Pct.
Dallas	11	3	0	.786
* Washington	10	4	0	.714
St. Louis	10	4	0	.714
Philadelphia	4	10	0	.286
N.Y. Giants	3	11	0	.214

#### Central Division

	W	L	T	Pct.
Minnesota	11	2	1	.821
Chicago	7	7	0	.500
Detroit	6	8	0	.429
Green Bay	5	9	0	.357

#### Western Division

	W	L	T	Pct.
Los Angeles	10	3	1	.750
San Francisco	8	6	0	.571
Atlanta	4	10	0	.286
New Orleans	4	10	0	.286
Seattle	2	12	0	.143

NFC Playoffs—MINNESOTA 35,  
Washington 30; Los Angeles 14,  
DALLAS 12

NFC Championship—MINNESOTA 24,  
Los Angeles 13

## 1977

### American Conference

#### Eastern Division

	W	L	T	Pct.
Baltimore	10	4	0	.714
Miami	10	4	0	.714
New England	9	5	0	.643
N.Y. Jets	3	11	0	.214
Buffalo	3	11	0	.214

#### Central Division

	W	L	T	Pct.
Pittsburgh	9	5	0	.643
Houston	8	6	0	.571
Cincinnati	8	6	0	.571
Cleveland	6	8	0	.429

### National Conference

#### Eastern Division

	W	L	T	Pct.
Dallas	12	2	0	.857
Washington	9	5	0	.643
St. Louis	7	7	0	.500
Philadelphia	5	9	0	.357
N.Y. Giants	5	9	0	.357

#### Central Division

	W	L	T	Pct.
Minnesota	9	5	0	.643
* Chicago	9	5	0	.643
Detroit	6	8	0	.429
Green Bay	4	10	0	.286
Tampa Bay	2	12	0	.143

# RESULTS



## Western Division

	W	L	T	Pct.
Denver	12	2	0	.857
*Oakland	11	3	0	.786
San Diego	7	7	0	.500
Seattle	5	9	0	.357
Kansas City	2	12	0	.143

\*Qualified as wildcard.

AFC Playoffs—Oakland 37, Baltimore 31;  
DENVER 34, Pittsburgh 21  
AFC Championship—DENVER 20,  
Oakland 17

Super Bowl XII—Dallas 27, Denver 10 at New Orleans (Superdome)

## Western Division

	W	L	T	Pct.
Los Angeles	10	4	0	.714
Atlanta	5	9	0	.500
San Francisco	7	7	0	.500
New Orleans	3	11	0	.214

NFC Playoffs—DALLAS 37, Chicago 7;  
Minnesota 14, LOS ANGELES 7  
NFC Championship—DALLAS 23,  
Minnesota 6

## 1978

### American Conference

#### Eastern Division

	W	L	T	Pct.
New England*	11	5	0	.688
Miami #	11	5	0	.688
N.Y. Jets	8	8	0	.500
Buffalo	5	11	0	.313
Baltimore	5	11	0	.313

#### Central Division

	W	L	T	Pct.
Pittsburgh*	14	2	0	.875
Houston #	10	6	0	.625
Cleveland	8	8	0	.500
Cincinnati	4	12	0	.250

#### Western Division

	W	L	T	Pct.
Denver*	10	6	0	.625
Oakland	9	7	0	.563
Seattle	9	7	0	.563
San Diego	9	7	0	.563
Kansas City	4	12	0	.250

\*Divisional Champions

AFC Wildcard—Houston 17, MIAMI 9  
AFC Playoffs—PITTSBURGH 33, Denver 10;  
Houston 31, NEW ENGLAND 14  
AFC Championship—PITTSBURGH 34,  
Houston 5

Super Bowl XIII—Pittsburgh 35, Dallas 31 at Miami (Orange Bowl)

### National Conference

#### Eastern Division

	W	L	T	Pct.
Dallas*	12	4	0	.750
Philadelphia #	9	7	0	.563
Washington	8	8	0	.500
St. Louis	6	10	0	.375
N.Y. Giants	6	10	0	.375

#### Central Division

	W	L	T	Pct.
Minnesota*	8	7	1	.531
Green Bay	8	7	1	.531
Detroit	7	9	0	.438
Chicago	7	9	0	.438
Tampa Bay	5	11	0	.313

#### Western Division

	W	L	T	Pct.
Los Angeles*	12	4	0	.750
Atlanta #	9	7	0	.563
New Orleans	7	9	0	.438
San Francisco	2	14	0	.125

#Wildcard Teams

NFC Wildcard—ATLANTA 14, Philadelphia 13  
NFC Playoffs—DALLAS 27, Atlanta 20;  
LOS ANGELES 34, Minnesota 10  
NFC Championship—DALLAS 28,  
Los Angeles 0

## 1979

### American Conference

#### Eastern Division

	W	L	T	Pct.
Miami*	10	6	0	.625
New England	9	7	0	.563
N.Y. Jets	8	8	0	.500
Buffalo	7	9	0	.438
Baltimore	5	11	0	.313

#### Central Division

	W	L	T	Pct.
Pittsburgh*	12	4	0	.750
Houston #	11	5	0	.688
Cleveland	9	7	0	.563
Cincinnati	4	12	0	.250

#### Western Division

	W	L	T	Pct.
San Diego*	12	4	0	.750
Denver #	10	6	0	.625
Seattle	9	7	0	.563
Oakland	9	7	0	.563
Kansas City	7	9	0	.438

\*Divisional Champions

AFC Wildcard—HOUSTON 13,  
Denver 7  
AFC Playoffs—Houston 17, SAN DIEGO 14;  
PITTSBURGH 34, Miami 14

### National Conference

#### Eastern Division

	W	L	T	Pct.
Dallas*	11	5	0	.688
Philadelphia #	11	5	0	.688
Washington	10	6	0	.625
N.Y. Giants	6	10	0	.375
St. Louis	5	11	0	.313

#### Central Division

	W	L	T	Pct.
Tampa Bay*	10	6	0	.625
Chicago #	10	6	0	.625
Minnesota	7	9	0	.438
Green Bay	5	11	0	.313
Detroit	2	14	0	.125

#### Western Division

	W	L	T	Pct.
Los Angeles*	9	7	0	.563
New Orleans	8	8	0	.500
Atlanta	6	10	0	.375
San Francisco	2	14	0	.125

#Wildcard Teams

NFC Wildcard—PHILADELPHIA 27,  
Chicago 17  
NFC Playoffs—TAMPA BAY 24,  
Philadelphia 17; Los Angeles 21,  
DALLAS 19



# RESULTS

AFC Championship—PITTSBURGH 27,  
Houston 13

NFC Championship—Los Angeles 9,  
TAMPA BAY 0

Super Bowl XIV—Pittsburgh 31, Los Angeles 19 at Pasadena (Rose Bowl)

## 1980

### American Conference

#### Eastern Division

	W	L	T	Pct.
Buffalo*	11	5	0	.688
New England	10	6	0	.625
Miami	8	8	0	.500
Baltimore	7	9	0	.438
N.Y. Jets	4	12	0	.250

#### Central Division

	W	L	T	Pct.
Cleveland*	11	5	0	.688
Houston #	11	5	0	.688
Pittsburgh	9	7	0	.563
Cincinnati	6	10	0	.375

#### Western Division

	W	L	T	Pct.
San Diego*	11	5	0	.688
Oakland #	11	5	0	.688
Kansas City	8	8	0	.500
Denver	8	8	0	.500
Seattle	4	12	0	.250

\*Divisional Champions

AFC Wildcard—OAKLAND 27, Houston 7.

AFC Playoffs—SAN DIEGO 20, Buffalo 14;

Oakland 14, CLEVELAND 12

AFC Championship—Oakland 34,

SAN DIEGO 27

Super Bowl XV—Oakland 27, Philadelphia 10 at New Orleans (Superdome)

### National Conference

#### Eastern Division

	W	L	T	Pct.
Philadelphia*	12	4	0	.750
Dallas #	12	4	0	.750
Washington	6	10	0	.375
St. Louis	5	11	0	.313
N.Y. Giants	4	12	0	.250

#### Central Division

	W	L	T	Pct.
Minnesota*	9	7	0	.563
Detroit	9	7	0	.563
Chicago	7	9	0	.438
Tampa Bay	5	10	1	.344
Green Bay	5	10	1	.344

#### Western Division

	W	L	T	Pct.
Atlanta*	12	4	0	.750
Los Angeles #	11	5	0	.688
San Francisco	6	10	0	.375
New Orleans	1	15	0	.063

#Wildcard Teams

NFC Wildcard—DALLAS 34, Los Angeles 13

NFC Playoffs—PHILADELPHIA 31,

Minnesota 16; Dallas 30, ATLANTA 27

NFC Championship—PHILADELPHIA 20,

Dallas 7

## 1981

### American Conference

#### Eastern Division

	W	L	T	Pct.
Miami*	11	4	1	.719
N.Y. Jets #	10	5	1	.656
Buffalo #	10	6	0	.625
Baltimore	2	14	0	.125
New England	2	14	0	.125

#### Central Division

	W	L	T	Pct.
Cincinnati*	12	4	0	.750
Pittsburgh	8	8	0	.500
Houston	7	9	0	.438
Cleveland	5	11	0	.313

#### Western Division

	W	L	T	Pct.
San Diego*	10	6	0	.625
Denver	10	6	0	.625
Kansas City	9	7	0	.563
Oakland	7	9	0	.438
Seattle	6	10	0	.375

\*Divisional Champions

AFC Wildcard—Buffalo 31,  
JETS 27

AFC Playoffs—San Diego 41, MIAMI 38;

CINCINNATI 28, Buffalo 21

AFC Championship—CINCINNATI 27,

San Diego 7

Super Bowl XVI—San Francisco 26, CINCINNATI 21 at Pontiac (Silverdome)

### National Conference

#### Eastern Division

	W	L	T	Pct.
Dallas*	12	4	0	.750
Philadelphia #	10	6	0	.625
N.Y. Giants #	9	7	0	.563
Washington	8	8	0	.500
St. Louis	7	9	0	.438

#### Central Division

	W	L	T	Pct.
Tampa Bay*	9	7	0	.563
Detroit	8	8	0	.500
Green Bay	8	8	0	.500
Minnesota	7	9	0	.438
Chicago	6	10	0	.375

#### Western Division

	W	L	T	Pct.
San Francisco*	13	3	0	.813
Atlanta	7	9	0	.438
Los Angeles	6	10	0	.375
New Orleans	4	12	0	.250

#Wildcard Teams

NFC Wildcard—N.Y. Giants 27,  
PHILADELPHIA 21

NFC Playoffs—DALLAS 38, Tampa Bay 0;

SAN FRANCISCO 38, N.Y. Giants 24

NFC Championship—SAN FRANCISCO 28,

Dallas 27

## 1982

### American Conference

	W	L	T	Pct.
L.A. Raiders*	8	1	0	.889
Miami*	7	2	0	.778
Cincinnati*	7	2	0	.778
Pittsburgh*	6	3	0	.667
San Diego*	6	3	0	.667
N.Y. Jets*	6	3	0	.667
New England*	5	4	0	.556

### National Conference

	W	L	T	Pct.
Washington*	8	1	0	.889
Dallas*	6	3	0	.667
Green Bay*	5	3	1	.611
Minnesota*	5	4	0	.556
Atlanta*	5	4	0	.556
St. Louis*	5	4	0	.556
Tampa Bay*	5	4	0	.556



# RESULTS



Cleveland*	4	5	0	.444
Buffalo	4	5	0	.444
Seattle	4	5	0	.444
Kansas City	3	6	0	.333
Denver	2	7	0	.222
Houston	1	8	0	.111
Baltimore	0	8	1	.000

\*Clinched Playoffs

Detroit*	4	5	0	.444
New Orleans	4	5	0	.444
N.Y. Giants	4	5	0	.444
San Francisco	3	6	0	.333
Chicago	3	6	0	.333
Philadelphia	3	6	0	.333
L.A. Rams	2	7	0	.222

## SUPER BOWL TOURNAMENT

AFC First Round—MIAMI 28,  
New England 13  
LOS ANGELES RAIDERS 27, Cleveland 10  
New York Jets 44, CINCINNATI 17  
San Diego 31, PITTSBURGH 28  
AFC Second Round—New York Jets 17,  
LOS ANGELES RAIDERS 14  
MIAMI 34, San Diego 13  
AFC Championship—MIAMI 14,  
New York Jets 0

NFC First Round—WASHINGTON 31,  
Detroit 7  
GREEN BAY 41, St. Louis 16  
MINNESOTA 30, Atlanta 24  
DALLAS 30, Tampa Bay 17  
NFC Second Round—WASHINGTON 21,  
Minnesota 7  
DALLAS 37, Green Bay 26  
NFC Championship—  
WASHINGTON 31, Dallas 17

Super Bowl XVII—WASHINGTON 27, Miami 17 at Pasadena (Rose Bowl)

## 1983

### American Conference

#### Eastern Division

	W	L	T	Pct.
Miami*	12	4	0	.750
New England	8	8	0	.500
Buffalo	8	8	0	.500
Baltimore	7	9	0	.438
N.Y. Jets	7	9	0	.438

#### Central Division

	W	L	T	Pct.
Pittsburgh*	10	6	0	.625
Cleveland	9	7	0	.563
Cincinnati	7	9	0	.438
Houston	2	14	0	.125

#### Western Division

	W	L	T	Pct.
L.A. Raiders*	12	4	0	.750
Seattle #	9	7	0	.563
Denver #	9	7	0	.563
San Diego	6	10	0	.375
Kansas City	6	10	0	.375

\*Division Champions

AFC Wildcard—SEATTLE 31,  
Denver 7  
AFC Playoffs—Seattle 27, MIAMI 20;  
LOS ANGELES RAIDERS 38, Pittsburgh 10  
AFC Championship—LOS ANGELES RAIDERS  
30, Seattle 14

Super Bowl XVIII—RAIDERS 38, Washington 9 at Tampa (Tampa Stadium)

### National Conference

#### Eastern Division

	W	L	T	Pct.
Washington*	14	2	0	.875
Dallas #	12	4	0	.750
St. Louis	8	7	1	.531
Philadelphia	5	11	0	.313
N.Y. Giants	3	12	1	.219

#### Central Division

	W	L	T	Pct.
Detroit*	9	7	0	.563
Green Bay	8	8	0	.500
Chicago	8	8	0	.500
Minnesota	8	8	0	.500
Tampa Bay	2	14	0	.125

#### Western Division

	W	L	T	Pct.
San Francisco*	10	6	0	.625
L.A. Rams #	9	7	0	.563
New Orleans	8	8	0	.500
Atlanta	7	9	0	.438

#Wildcard Teams

NFC Wildcard—Rams 24, DALLAS 17  
NFC Playoffs—SAN FRANCISCO 24,  
Detroit 23; WASHINGTON 51, Rams 7  
NFC Championship—WASHINGTON 24,  
San Francisco 21

## 1984

### American Conference

#### Eastern Division

	W	L	T	Pct.
Miami*	14	2	0	.875
New England	9	7	0	.563
N.Y. Jets	7	9	0	.438
Indianapolis	4	12	0	.250
Buffalo	2	14	0	.125

#### Central Division

	W	L	T	Pct.
Pittsburgh*	9	7	0	.563
Cincinnati	8	8	0	.500
Cleveland	5	11	0	.313
Houston	3	13	0	.188

#### Western Division

	W	L	T	Pct.
Denver*	13	3	0	.813
Seattle #	12	4	0	.750
L.A. Raiders #	11	5	0	.688
Kansas City	8	8	0	.500
San Diego	7	9	0	.438

\*Division Champions

### National Conference

#### Eastern Division

	W	L	T	Pct.
Washington*	11	5	0	.688
N.Y. Giants #	9	7	0	.563
St. Louis	9	7	0	.563
Dallas	9	7	0	.563
Philadelphia	6	9	1	.406

#### Central Division

	W	L	T	Pct.
Chicago*	10	6	0	.625
Green Bay	8	8	0	.500
Tampa Bay	6	10	0	.375
Detroit	4	11	1	.281
Minnesota	3	13	0	.188

#### Western Division

	W	L	T	Pct.
San Francisco*	15	1	0	.938
L.A. Rams #	10	6	0	.625
New Orleans	7	9	0	.438
Atlanta	4	12	0	.250

#Wildcard Teams



## RESULTS

AFC First Round—SEATTLE 13,  
Los Angeles Raiders 7

AFC Divisional Playoffs—MIAMI 31,  
Seattle 10; Pittsburgh 24,  
DENVER 17

AFC Championship—MIAMI 45,  
Pittsburgh 28

Super Bowl XIX—SAN FRANCISCO 38, Miami 16 at Palo Alto (Stanford Stadium)

NFC First Round—New York Giants 16,  
LOS ANGELES RAMS 13

NFC Divisional Playoffs—SAN FRANCISCO  
21, New York Giants 10; Chicago 23,  
WASHINGTON 19

NFC Championship—  
SAN FRANCISCO 23, Chicago 0

### 1985

#### American Conference

##### Eastern Division

	W	L	T	Pct.
Miami*	12	4	0	.750
N.Y. Jets #	11	5	0	.688
New England #	11	5	0	.688
Indianapolis	5	11	0	.313
Buffalo	2	14	0	.125

##### Central Division

	W	L	T	Pct.
Cleveland*	8	8	0	.500
Cincinnati	7	9	0	.438
Pittsburgh	7	9	0	.438
Houston	5	11	0	.313

##### Western Division

	W	L	T	Pct.
L.A. Raiders*	12	4	0	.750
Denver	11	5	0	.688
Seattle	8	8	0	.500
San Diego	8	8	0	.500
Kansas City	6	10	0	.375

\*Division Champions

AFC Wildcard—New England, 26, NEW  
YORK JETS 14

AFC Playoffs—New England 27, LOS  
ANGELES RAIDERS 20;  
MIAMI 24, Cleveland 21

AFC Championship—New England 31,  
MIAMI 14

Super Bowl XX—Chicago 46, NEW ENGLAND 10 at New Orleans (Superdome)

#### National Conference

##### Eastern Division

	W	L	T	Pct.
Dallas*	10	6	0	.625
N.Y. Giants #	10	6	0	.625
Washington	10	6	0	.625
Philadelphia	7	9	0	.438
St. Louis	5	11	0	.313

##### Central Division

	W	L	T	Pct.
Chicago*	15	1	0	.938
Green Bay	8	8	0	.500
Minnesota	7	9	0	.438
Detroit	7	9	0	.438
Tampa Bay	2	14	0	.125

##### Western Division

	W	L	T	Pct.
L.A. Rams*	11	5	0	.688
San Francisco#	10	6	0	.625
New Orleans	5	11	0	.313
Atlanta	4	12	0	.250

#Wildcard Teams

NFC Wildcard—NEW YORK GIANTS 17,  
San Francisco 3

NFC Playoffs—LOS ANGELES RAMS 20,  
Dallas 0  
CHICAGO 21, New York Giants 0

NFC Championship—CHICAGO 24, Los  
Angeles Rams 0

### 1986

#### American Conference

##### Eastern Division

	W	L	T	Pct.
New England*	11	5	0	.688
N.Y. Jets #	10	6	0	.625
Miami	8	8	0	.500
Buffalo	4	12	0	.250
Indianapolis	3	13	0	.188

##### Central Division

	W	L	T	Pct.
Cleveland*	12	4	0	.750
Cincinnati	10	6	0	.625
Pittsburgh	6	10	0	.375
Houston	5	11	0	.313

##### Western Division

	W	L	T	Pct.
Denver*	11	5	0	.688
Kansas City #	10	6	0	.625
Seattle	10	6	0	.625
L.A. Raiders	8	8	0	.500
San Diego	4	12	0	.250

\*Division Champion

AFC Wildcard—NEW YORK JETS 35,  
Kansas City 15

AFC Playoffs—CLEVELAND 23,  
N.Y. Jets 20 (OT);  
DENVER 22, New England 17

AFC Championship—Denver 23,  
CLEVELAND 20 (OT)

Super Bowl XXI—N.Y. GIANTS 39, Denver 20 at Pasadena (Rose Bowl)

#### National Conference

##### Eastern Division

	W	L	T	Pct.
N.Y. Giants*	14	2	0	.875
Washington #	12	4	0	.750
Dallas	7	9	0	.438
Philadelphia	5	10	1	.344
St. Louis	4	11	1	.281

##### Central Division

	W	L	T	Pct.
Chicago*	14	2	0	.875
Minnesota	9	7	0	.563
Detroit	5	11	0	.313
Green Bay	4	12	0	.250
Tampa Bay	2	14	0	.125

##### Western Division

	W	L	T	Pct.
San Francisco*	10	5	1	.656
L.A. Rams #	10	6	0	.625
Atlanta	7	8	1	.469
New Orleans	7	9	0	.438

#Wildcard Teams

NFC Wildcard—WASHINGTON 19,  
L.A. Rams 7

NFC Playoffs—Washington 27,  
CHICAGO 13; N.Y. GIANTS 49,  
San Francisco 3

NFC Championship—N.Y. GIANTS 17,  
Washington 0



## 1987 NFL PRESEASON SCHEDULE

(All times local to game site)

### SATURDAY, AUGUST 8

Kansas City vs. San Francisco  
at Canton, Ohio 12:00

### SUNDAY, AUGUST 9

L.A. Rams vs. Denver,  
London, England 12:00

### THURSDAY, AUGUST 13

Kansas City at Houston 7:00  
Seattle at L.A. Rams 7:30

### FRIDAY, AUGUST 14

Pittsburgh at Washington 8:00

### SATURDAY, AUGUST 15

#### INDIANAPOLIS AT DETROIT 8:00

Buffalo at Atlanta 8:00  
Cincinnati at Tampa Bay 7:00  
Denver vs. Green Bay at Phoenix, Ariz. 7:00  
Dallas at San Diego 6:00  
Minnesota at New Orleans 7:00  
Philadelphia at N.Y. Jets 8:00  
San Francisco 49ers at L.A. Raiders 7:00  
St. Louis at Cleveland 7:30

### SUNDAY, AUGUST 16

Chicago at Miami 8:00  
N.Y. Giants at New England 1:30

### SATURDAY, AUGUST 22

#### INDIANAPOLIS AT MINNESOTA 7:00

Atlanta at Kansas City 7:30  
Buffalo at L.A. Raiders 6:00  
Cincinnati at Detroit 8:00  
Cleveland at N.Y. Giants 8:00  
Dallas at San Francisco 6:00  
Houston at New Orleans 7:00  
N.Y. Jets at Tampa Bay 7:00  
Philadelphia at New England 7:00  
Pittsburgh at Chicago 6:00  
Seattle at St. Louis  
Washington vs. Green Bay  
at Madison, Wis. 1:00

### SUNDAY, AUGUST 23

L.A. Rams at San Diego 5:00

### MONDAY, AUGUST 24

Miami at Denver 7:00

### THURSDAY, AUGUST 27

San Diego at San Francisco 6:00

### FRIDAY, AUGUST 28

Detroit at Seattle 7:30

### SATURDAY, AUGUST 29

#### HOUSTON AT INDIANAPOLIS 7:30

Buffalo at Kansas City 7:30  
Cincinnati at Green Bay 7:00  
Cleveland at Atlanta 8:00  
Denver at L.A. Rams 7:00  
Miami at Philadelphia 7:30  
New England at Minnesota 2:00  
N.Y. Jets at N.Y. Giants 9:00  
Pittsburgh at New Orleans 7:00  
Washington at Tampa Bay 7:00

### SUNDAY, AUGUST 30

L.A. Raiders at Dallas 7:00

### MONDAY, AUGUST 31

St. Louis at Chicago 7:00

### THURSDAY, SEPTEMBER 3

Kansas City at St. Louis 7:00  
Minnesota at Denver 6:00  
Detroit at Philadelphia 7:30

### FRIDAY, SEPTEMBER 4

Buffalo at Miami 8:00  
New England vs. Atlanta  
at Jacksonville, Fla. 8:00  
New Orleans at Cincinnati 6:35  
N.Y. Jets at San Diego 7:00  
San Francisco at Seattle 5:00

### SATURDAY, SEPTEMBER 5

#### TAMPA BAY AT INDIANAPOLIS 7:30

Chicago at L.A. Raiders 1:00  
Cleveland vs. Green Bay at Milwaukee 7:00  
Houston at Dallas 8:00  
N.Y. Giants at Pittsburgh 9:00  
Washington at L.A. Rams 6:00

## TRAINING CAMP INFORMATION

The Colts will hold their 1987 training camp at Anderson College in Anderson, Indiana. The college is located on 3rd Street (left) off of Scatterfield Road (109 By-Pass) which may be reached off Interstate 69. The Colts' public relations office will be located on the first floor of Smith Dormitory at the corner of 3rd Street and Graceland. The public relations staff may be reached at (317) 649-2200.



## SCHEDULES

# 1987 NATIONAL FOOTBALL LEAGUE SCHEDULE

(All times local to game site)

### SUNDAY, SEPTEMBER 13

<b>CINCINNATI AT INDIANAPOLIS</b>	12:00
Atlanta at Tampa Bay	1:00
Cleveland at New Orleans	12:00
Dallas at St. Louis	12:00
Detroit at Minnesota	12:00
L.A. Raiders at Green Bay	3:00
L.A. Rams at Houston	12:00
Miami at New England	1:00
N.Y. Jets at Buffalo	1:00
Philadelphia at Washington	1:00
San Diego at Kansas City	12:00
San Francisco at Pittsburgh	1:00
Seattle at Denver	2:00

### MONDAY SEPTEMBER 14

N.Y. Giants at Chicago	8:00
------------------------	------

### SUNDAY, SEPTEMBER 20

<b>MIAMI AT INDIANAPOLIS</b>	12:00
Dallas at N. Y. Giants	4:00
Denver vs. Green Bay at Milwaukee	12:00
Detroit at L.A. Raiders	1:00
Houston at Buffalo	1:00
Kansas City at Seattle	1:00
Minnesota at L.A. Rams	1:00
New Orleans at Philadelphia	1:00
Pittsburgh at Cleveland	1:00
St. Louis at San Diego	1:00
San Francisco at Cincinnati	1:00
Tampa Bay at Chicago	12:00
Washington at Atlanta	1:00

### MONDAY, SEPTEMBER 21

New England at N.Y. Jets	9:00
--------------------------	------

### SUNDAY, SEPTEMBER 27

<b>INDIANAPOLIS AT ST. LOUIS</b>	12:00
Atlanta at New Orleans	12:00
Buffalo at Dallas	12:00
Chicago at Detroit	1:00
Cincinnati at L.A. Rams	1:00
Green Bay at Tampa Bay	1:00
L.A. Raiders at Houston	12:00
Minnesota at Kansas City	12:00
N.Y. Jets at Pittsburgh	4:00
N.Y. Giants at Miami	1:00
New England at Washington	1:00
Philadelphia at San Francisco	1:00
Seattle at San Diego	1:00

### MONDAY, SEPTEMBER 28

Denver at Cleveland	9:00
---------------------	------

### SUNDAY, OCTOBER 4

<b>INDIANAPOLIS AT BUFFALO</b>	1:00
Chicago at Philadelphia	1:00
Cleveland at New England	1:00
Dallas at N.Y. Jets	4:00
Green Bay at Minnesota	12:00
Houston at Denver	2:00
Kansas City at L.A. Raiders	1:00
L.A. Rams at New Orleans	12:00
Miami at Seattle	1:00

Pittsburgh at Atlanta	1:00
St. Louis at Washington	1:00
San Diego at Cincinnati	1:00
Tampa Bay at Detroit	1:00

### MONDAY, OCTOBER 5

San Francisco at N.Y. Giants	9:00
------------------------------	------

### SUNDAY, OCTOBER 11

<b>N.Y. JETS AT INDIANAPOLIS</b>	12:00
Atlanta at San Francisco	1:00
Buffalo at New England	1:00
Cincinnati at Seattle	1:00
Detroit at Green Bay	12:00
Houston at Cleveland	1:00
Kansas City at Miami	1:00
Minnesota at Chicago	12:00
New Orleans at St. Louis	12:00
Philadelphia at Dallas	12:00
Pittsburgh at L.A. Rams	1:00
San Diego at Tampa Bay	1:00
Washington at N.Y. Giants	4:00

### MONDAY, OCTOBER 12

L.A. Raiders at Denver	7:00
------------------------	------

### SUNDAY, OCTOBER 18

<b>INDIANAPOLIS AT PITTSBURGH</b>	1:00
Cleveland at Cincinnati	1:00
Denver at Kansas City	3:00
L.A. Rams at Atlanta	1:00
Miami at N.Y. Jets	1:00
New England at Houston	12:00
New Orleans at Chicago	12:00
N.Y. Giants at Buffalo	4:00
Philadelphia at Green Bay	12:00
St. Louis at San Francisco	1:00
San Diego at L.A. Raiders	1:00
Seattle at Detroit	1:00
Tampa Bay at Minnesota	12:00

### MONDAY, OCTOBER 19

Washington at Dallas	8:00
----------------------	------

### SUNDAY, OCTOBER 25

<b>NEW ENGLAND AT INDIANAPOLIS</b>	1:00
Atlanta at Houston	12:00
Buffalo at Miami	1:00
Chicago at Tampa Bay	1:00
Cincinnati at Pittsburgh	1:00
Dallas at Philadelphia	1:00
Denver at Minnesota	12:00
Green Bay at Detroit	1:00
Kansas City at San Diego	1:00
N.Y. Jets at Washington	1:00
St. Louis at N.Y. Giants	4:00
San Francisco at New Orleans	12:00
Seattle at L.A. Raiders	1:00

### MONDAY, OCTOBER 26

L.A. Rams at Cleveland	9:00
------------------------	------

### SUNDAY, NOVEMBER 1

<b>INDIANAPOLIS AT N.Y. JETS</b>	1:00
Cleveland at San Diego	1:00

# SCHEDULES



Detroit at Denver	2:00
Houston at Cincinnati	1:00
Kansas City at Chicago	12:00
L.A. Raiders at New England	1:00
Minnesota at Seattle	1:00
New Orleans at Atlanta	1:00
Philadelphia at St. Louis	12:00
Pittsburgh at Miami	1:00
San Francisco at L.A. Rams	1:00
Tampa Bay vs. Green Bay at Milwaukee	12:00
Washington at Buffalo	1:00

## MONDAY, NOVEMBER 2

N.Y. Giants at Dallas	8:00
-----------------------	------

## SUNDAY, NOVEMBER 8

### SAN DIEGO AT INDIANAPOLIS

Atlanta at Cleveland	1:00
Chicago at Green Bay	12:00
Dallas at Detroit	1:00
Denver at Buffalo	1:00
Houston at San Francisco	1:00
L.A. Raiders at Minnesota	12:00
Miami at Cincinnati	4:00
New Orleans at L.A. Rams	1:00
Pittsburgh at Kansas City	12:00
Tampa Bay at St. Louis	12:00
Washington at Philadelphia	1:00
New England at N.Y. Giants	8:00

## MONDAY, NOVEMBER 9

Seattle at N.Y. Jets	9:00
----------------------	------

## SUNDAY, NOVEMBER 15

### INDIANAPOLIS AT MIAMI

Buffalo at Cleveland	1:00
Cincinnati at Atlanta	4:00
Dallas at New England	1:00
Detroit at Washington	1:00
Green Bay at Seattle	1:00
Houston at Pittsburgh	1:00
L.A. Rams at St. Louis	12:00
Minnesota at Tampa Bay	1:00
New Orleans at San Francisco	1:00
N.Y. Giants at Philadelphia	4:00
N.Y. Jets at Kansas City	12:00
L.A. Raiders at San Diego	5:00

## MONDAY, NOVEMBER 16

Chicago at Denver	7:00
-------------------	------

## SUNDAY, NOVEMBER 22

### INDIANAPOLIS AT NEW ENGLAND

Atlanta at Minnesota	12:00
Buffalo at N.Y. Jets	1:00
Cleveland at Houston	12:00
Detroit at Chicago	12:00
Denver at L.A. Raiders	1:00
Green Bay at Kansas City	12:00
N.Y. Giants at New Orleans	3:00
Pittsburgh at Cincinnati	1:00
St. Louis at Philadelphia	1:00
San Diego at Seattle	1:00
San Francisco at Tampa Bay	1:00
Miami at Dallas	7:00

## MONDAY, NOVEMBER 23

L.A. Rams at Washington	9:00
-------------------------	------

## THURSDAY, NOVEMBER 26

Kansas City at Detroit	12:30
Minnesota at Dallas	3:00

## SUNDAY, NOVEMBER 29

### HOUSTON AT INDIANAPOLIS

Cincinnati at N.Y. Jets	1:00
Denver at San Diego	1:00
Green Bay at Chicago	12:00
Miami at Buffalo	1:00
New Orleans at Pittsburgh	1:00
N.Y. Giants at Washington	4:00
Philadelphia at New England	1:00
St. Louis at Atlanta	1:00
Tampa Bay at L.A. Rams	1:00
Cleveland at San Francisco	5:00

## MONDAY, NOVEMBER 30

L.A. Raiders at Seattle	6:00
-------------------------	------

## SUNDAY, DECEMBER 6

### INDIANAPOLIS AT CLEVELAND

Atlanta at Dallas	12:00
Buffalo at L.A. Raiders	1:00
Kansas City at Cincinnati	1:00
L.A. Rams at Detroit	1:00
New England at Denver	2:00
Philadelphia at N.Y. Giants	1:00
San Diego at Houston	12:00
San Francisco at Green Bay	12:00
Seattle at Pittsburgh	1:00
Tampa Bay at New Orleans	3:00
Washington at St. Louis	12:00
Chicago at Minnesota	7:00

## MONDAY, DECEMBER 7

N.Y. Jets at Miami	9:00
--------------------	------

## SUNDAY, DECEMBER 13

### BUFFALO AT INDIANAPOLIS

Atlanta at L.A. Rams	1:00
Cincinnati at Cleveland	1:00
Dallas at Washington	1:00
Detroit at Tampa Bay	4:00
Houston at New Orleans	12:00
L.A. Raiders at Kansas City	3:00
Miami at Philadelphia	1:00
Minnesota vs. Green Bay at Milwaukee	12:00
N.Y. Giants at St. Louis	3:00
N.Y. Jets at New England	1:00
Pittsburgh at San Diego	1:00
Denver at Seattle	5:00

## MONDAY, DECEMBER 14

Chicago at San Francisco	6:00
--------------------------	------

## SATURDAY, DECEMBER 19

Green Bay at N.Y. Giants	12:30
Kansas City at Denver	2:00



## SCHEDULES/STADIUMS

### SUNDAY, DECEMBER 20

#### INDIANAPOLIS AT SAN DIEGO

Cleveland at L.A. Raiders	1:00
Minnesota at Detroit	1:00
New England at Buffalo	1:00
New Orleans at Cincinnati	1:00
Philadelphia at N.Y. Jets	1:00
Pittsburgh at Houston	12:00
St. Louis at Tampa Bay	4:00
San Francisco at Atlanta	1:00
Seattle at Chicago	12:00
Washington at Miami	8:00

### MONDAY, DECEMBER 21

Dallas at L.A. Rams	6:00
---------------------	------

### SATURDAY, DECEMBER 26

Cleveland at Pittsburgh	12:30
-------------------------	-------

Washington at Minnesota	3:00
-------------------------	------

### SUNDAY, DECEMBER 27

#### TAMPA BAY AT INDIANAPOLIS

Buffalo at Philadelphia	1:00
Chicago at L.A. Raiders	1:00
Cincinnati at Houston	12:00
Detroit at Atlanta	1:00
Green Bay at New Orleans	12:00
N.Y. Jets at N.Y. Giants	1:00
St. Louis at Dallas	12:00
San Diego at Denver	2:00
Seattle at Kansas City	12:00
L.A. Rams at San Francisco	5:00

### MONDAY, DECEMBER 28

New England at Miami	9:00
----------------------	------

## NFL STADIUMS

### American Football Conference

Club	Stadium	Capacity	Playing Surface
Buffalo	Rich Stadium	80,020	Astroturf
Cincinnati	Riverfront Stadium	59,754	Astroturf
Cleveland	Cleveland Stadium	80,322	Grass
Denver	Denver Mile High Stadium	75,103	Grass (PAT)
Houston	Astrodome	50,452	Astroturf
Indianapolis	Hoosier Dome	60,127	Astroturf
Kansas City	Arrowhead	78,067	Tartan Turf
Miami	Joe Robbie Stadium	75,500	Grass (PAT)
New England	Sullivan Stadium	61,297	Super Turf
New York	Giants Stadium	76,891	Astroturf
L.A. Raiders	Los Angeles Memorial Coliseum	101,603	Grass
Pittsburgh	Three Rivers Stadium	54,000	Tartan Turf
San Diego	San Diego-Jack Murphy Stadium	52,675	Grass
Seattle	Kingdome	64,757	Astroturf

### National Football Conference

Atlanta	Atlanta-Fulton County	59,709	Grass
Chicago	Soldier Field	68,000	Astroturf
Dallas	Texas Stadium	65,101	Tartan Turf
Detroit	Pontiac Silverdome	80,638	Astroturf
Green Bay	Lambeau Field	56,194	Grass
	Milwaukee County Stadium	55,963	Grass
L.A. Rams	Anaheim Stadium	69,045	Grass
Minnesota	Hubert H. Humphrey Metrodome	62,200	Super Turf
New Orleans	Louisiana Superdome	71,330	Astroturf
New York	Giants Stadium	76,891	Astroturf
Philadelphia	Veterans Stadium	71,529	Astroturf
St. Louis	Busch Memorial Stadium	51,392	Astroturf
San Francisco	Candlestick Park	61,981	Grass
Tampa Bay	Tampa Stadium	72,126	Grass
Washington	Robert F. Kennedy Mem. Stadium	55,045	Grass (PAT)

# Noble Centers and '88 Colts



## *Stepping Out*

NOBLE CENTERS • 2400 N. TIBBS AVE.  
Indianapolis, IN 46222

Marion County Association of Retarded Citizens

# INDIANAPOLIS' TOP DOGS



**Oscar Mayer Salutes  
the Indianapolis Colts!**

*Eat 'em up  
in '87 Colts!*

