



INDIANAPOLIS COLTS



INDIANAPOLIS COLTS 2012 SCHEDULE

PRESEASON



Game 1
Sunday, Aug. 12 at 1:30 PM EDT
St. Louis Rams



Game 2
Sunday, Aug. 19 at 8:00 PM EDT
at Pittsburgh Steelers



Game 1
Sunday, Sept. 9 at 1:00 PM EDT
at Chicago Bears



Game 2
Sunday, Sept. 16 at 1:00 PM EDT
Minnesota Vikings



Game 3
Sunday, Sept. 23 at 1:00 PM EDT
Jacksonville Jaguars

Bye Week

Game 4
Sunday, Oct. 7 at 1:00 PM EDT
Green Bay Packers



Game 5
Sunday, Oct. 14 at 1:00 PM EDT
at New York Jets



Game 6
Sunday, Oct. 21 at 1:00 PM EDT
Cleveland Browns



Game 7
Sunday, Oct. 28 at 1:00 PM EDT
at Tennessee Titans



Game 8
Sunday, Nov. 4 at 1:00 PM EST
Miami Dolphins



Game 3
Saturday, Aug. 25 at 4:00 PM EDT
at Washington Redskins



Game 4
Thursday, Aug. 30 at 7:00 PM EDT
Cincinnati Bengals



Game 9
Thursday, Nov. 8 at 8:20 PM EST
at Jacksonville Jaguars



Game 10
Sunday, Nov. 18 at 1:00 PM EST
at New England Patriots



Game 11
Sunday, Nov. 25 at 1:00 PM EST
Buffalo Bills



Game 12
Sunday, Dec. 2 at 1:00 PM EST
at Detroit Lions



Game 13
Sunday, Dec. 9 at 1:00 PM EST
Tennessee Titans



Game 14
Sunday, Dec. 16 at 1:00 PM EST
at Houston Texans



Game 15
Sunday, Dec. 23 at 1:00 PM EST
at Kansas City Chiefs



Game 16
Sunday, Dec. 30 at 1:00 PM EST
Houston Texans

REGULAR SEASON

INDEX

All-Time Series Records	338-345	Colts In The Community.....	348-354	Records.....	228-345
Biographies:		Colts Staff Listing.....	2-3	Individual	228-244
Administration.....	6-12	Head Coaching History.....	16	Team.....	245-255
Irsey, Jim.....	6-7	History Of The Colts	188-226	Playoffs.....	256-264
Irsey-Gordon, Carrie.....	8	Hall Of Fame Colts	192-194	Top Performers	265-268
Foyt, Casey.....	8	Postseason Games.....	195-199	Year-By-Year Leaders	269-272
Irsey, Kalen.....	8	All-Time Honors	200-206	Year-By-Year Rankings	273-274
Grigson, Ryan	9-11	Alumni.....	207-214	Year-By-Year Statistics.....	275-333
Ward, Pete.....	12	Draft History.....	215-222	Rosters.....	166-167
Emerson, Dan	12	Free Agency History.....	223-224	Season In Review.....	170-186
Luther, Dan	12	Attendance	225	Team Statistics.....	170-171, 182
Coaching Staff	13-33	Overtime History	226	Game Summaries	172-179
Football Operations	36-43	NFL Preseason Schedule.....	355	Player Participation.....	180
Football Staff.....	46-51	NFL Regular Season Schedule.....	356-358	Starting Lineups.....	181
Veteran Players.....	54-141	Preseason Results	334-337	Individual Statistics.....	183-186
Rookies	142-165				

The Colts' logo and the name Indianapolis Colts are trademarks of the Indianapolis Colts, Inc.

INDIANAPOLIS COLTS • P.O. Box 535000 • Indianapolis, IN 46253

(317) 297-2658 – Switchboard • (317) 297-7000 – Ticket Office • (317) 297-8971 – Fax • (317) 388-0982 – PR Fax

www.colts.com • media.colts.com

The 2012 Media Guide was compiled by Avis Roper, Matt Conti, Matt Taylor, Pam Humphrey, Brooks Busch, Craig Kelley and Bob Lamey. The layout and cover design was handled by BirdDog Design and Darren Halbig. The media guide is meant to serve as an information source for the media and NFL fans. Information contained herein was compiled by current and previous Colts public relations staffs. Editorial assistance from Terry Musolf, John (Utah) Turney, Joe Cronin, Joe Horrigan, Elias Sports Bureau. Printing by Harding Poorman Group. Photographs by Matt Bowen, Don Larson, A.J. Macht, the Pro Football Hall of Fame, Walt Thomas and through the club's archives.



INDIANAPOLIS COLTS ADMINISTRATION

ADMINISTRATION

James Irsay, Owner and CEO
Carlie Irsay-Gordon, Vice Chair/Owner
Casey Foyt, Vice Chair/Owner
Kalen Irsay, Vice Chair/Owner
Ryan Grigson, General Manager
Pete Ward, Chief Operating Officer
Dan Emerson, Vice President and General Counsel
Dan Luther, Special Counsel

COACHING STAFF

Chuck Pagano, Head Coach
Bruce Arians, Offensive Coordinator
Greg Manusky, Defensive Coordinator
Marwan Maalouf, Special Teams Coordinator
Roy Anderson, Safeties Coach
James Bettcher, Special Assistant to the Head Coach
Brant Boyer, Assistant Special Teams Coach
Clyde Christensen, Quarterbacks Coach
Gary Emanuel, Defensive Line Coach
Jeff FitzGerald, Linebackers Coach
Joe Gilbert, Assistant Offensive Line Coach
Mike Gillhamer, Secondary Coach
Frank Giufre, Offensive Quality Control Coach
Harold Goodwin, Offensive Line Coach
Richard Howell, Assistant Strength and Conditioning Coach
Roger Marandino, Strength and Conditioning Coach
Alfredo Roberts, Tight Ends Coach
David Walker, Running Backs Coach
Brad White, Defensive Quality Control Coach
Charlie Williams, Wide Receivers Coach
Jeff Schwimmer, Assistant to the Head Coach

FOOTBALL OPERATIONS

Tom Telesco, Vice President of Football Operations
Mike Bluem, Director of Football Administration
T.J. McCreight, Director of College Scouting
Kevin Rogers, Associate Director of Pro Personnel
Andrew Berry, Pro Scouting Coordinator
Jon Shaw, Pro Scout
Todd Vasvari, Assistant Director of College Scouting
Mark Ellenz, Area Scout
Byron Lusby, Area Scout
Jamie Moore, Area Scout
Dave Razzano, Area Scout
Ahmad Russell, Area Scout
Matt Terpening, Area Scout
Anthony Foyt IV, Scouting Assistant
Jeff Brown, Manager of Operations
David Thornton, Director of Player Engagement
Debbie Finn, Assistant to the Director of Player Personnel
Rachelle Richey, Assistant to the General Manager
Dan Silva, Personnel Assistant

EQUIPMENT

Jon Scott, Vice President of Equipment Operations
Sean Sullivan, Equipment Manager
Mike Mays, Assistant Equipment Manager
Brian Seabrooks, Assistant Equipment Manager

VIDEO

Erik Kunttu, Video Director
John Starliper, Assistant Video Director

MEDICAL STAFF

Dave Hammer, Head Athletic Trainer
Erin Barill, Director of Rehabilitation
Dave Walston, Assistant Athletic Trainer
Kyle Davis, Assistant Athletic Trainer
Arthur C. Rettig, MD, Orthopedic Surgeon
Gary Misamore, MD, Orthopedic Surgeon
Tom Klootwyk, MD, Orthopedic Surgeon
Hank Feuer, MD, Neurosurgeon
Doug Robertson, MD, Physician
Thurman Alvey, DO, Physician
Marcus McCray, Team Chiropractor

FINANCE

Kurt Humphrey, Vice President of Finance
Stacy Johns, Controller
Mary Clugston, Accounting/Insurance Assistant
Tina McKnight, Accounting/Payroll Assistant
Lindsey Hammond, Staff Accountant

PUBLIC RELATIONS

Avis Roper, Senior Director of Communications
Matt Taylor, Assistant Director of Communications
Matt Conti, Manager of Football Communications
Pamela Humphrey, Public Relations Coordinator
Bob Lamey, Voice of the Colts

TICKET OPERATIONS AND GUEST SERVICES

Larry Hall, Vice President of Ticket Operations/Guest Services
Bob Parenteau, Director of Ticket Operations
Jamil Stafford, Assistant Director of Ticket Operations
Megan Oldham, Customer Relationship Representative
Amy Davis, Customer Relationship Representative
Megan Swain, Customer Relationship Representative

INFORMATION SYSTEMS

Ryan Fannin, Director of Football Information Systems
Joe McCurdy, Network Administrator
John Speer, Systems Analyst



CORPORATE SALES

Matt Godbout, Vice President of Sponsorship Sales
 Jay Souers, Senior Vice President of Sponsorship Sales
 Jerry Harbin, Director of Team Partnerships
 Brian Healey, Sponsorship Sales Account Manager
 Ryan Lobsiger, Sponsorship Sales Account Manager
 Jim Matis, Sponsorship Sales Account Manager
 Pat Smith, Sponsorship Sales Account Manager
 Mark Walpole, Sponsorship Sales Account Manager
 Lindsay Catavolos, Account Coordinator
 Brandon Schlarb, Account Coordinator
 Andy Schwartz, Account Coordinator
 Vince Eagan, Radio Network Coordinator
 Jett Branham, Sales and Marketing Coordinator
 Susie Peters, Assistant to the Senior Vice President of Sponsorship Sales

COMMUNITY RELATIONS/MARKETING

Chuck O'Hara, Senior Director of Marketing
 Stephanie Pemberton, Senior Director of Community Relations
 Jeffrey Gorman, Director of Broadcast Services
 Wil Hampton, Director of Production
 Joe Fonderoli, Marketing Manager
 Ashley Powell, Marketing Coordinator
 Kyle Sommers, Marketing Assistant
 Sherard Allen, Multi Media Graphic Designer
 Chris Buckley, Video Engineer
 Joe Stoll, Multimedia Coordinator
 Mike Stevens, Video Production/Editor
 Trey Mock, Mascot Program Coordinator
 Janelle Christie, Mascot Program Assistant
 Theresa Pottratz, Cheerleader Coordinator
 Mike Prior, Youth Football Commissioner
 Phil Andrews, Youth Football Assistant
 Derek Wolfe, Video/Broadcast Graphic Designer
 Joyce Bell, Community Relations/Donations Assistant
 Josh Bleill, Consultant
 Anna Kimble-Roberson, Community Relations Assistant

COLTS.COM

Dan Plumlee, Director of Interactive Media
 Craig Kelley, Director of Media Content
 Daron Williams, Digital Communications Manager
 Andy Stayer, Social Media Coordinator/Production Assistant
 Casey Bolsega, Digital/Social Media Assistant
 Matt Bowen, Team Photographer

PREMIUM SEATING AND TICKET SALES

Greg Hylton, Vice President of Premium Seating and Ticket Sales
 Kip Brownfield, Director of Ticket Sales
 Brad Beery, Premium Seating Account Manager
 Kevin Kirkhoff, Ticket Sales Account Manager
 Trang Thomas, Premium Seating Services Manager

LEGAL


Chris McGaha, Assistant to General Counsel and Director of Football Administration

FRONT OFFICE STAFF

Cathy Catellier, Executive Assistant to the Owner
 Traci Morgan, Assistant to the Chief Operating Officer
 David Liptak, Executive Assistant
 Mark Feeser, Administrative Assistant
 Heidi Klene, Travel Consultant
 Doug Meltan, Office Assistant
 Abby Williams, Administrative Assistant
 Sue Kelly, Receptionist

FACILITIES

Dave Atkins, Director of Physical Plant
 Scott Davis, Pavilion Manager
 Troy Glendenning, Facilities Manager/Field Supervisor
 Joe Atkins, Building/Grounds Assistant
 Eric Boling, Building/Grounds Assistant
 Angel Soto, Building/Grounds Assistant
 Danny Thompson, Building/Grounds Assistant
 Darrell Chandler, Grounds and Maintenance



LUCAS OIL STADIUM FACTS

Capacity	63,000
Square feet.....	1.8 million
Levels	7
Number of suites	142
Number of concession stands.....	148
Number of escalators/elevators.....	14/11
Kind of retractable roof.....	SuperFrame Structural System
Square feet opening area on retractable roof	176,400
Approximate time for the roof to open and close	9-11 minutes
Pieces of exterior glass.....	9,100
Tons of steel	16,000
Size of north windows	six panels, 88' tall and 244' wide



THE STRENGTH IT TAKES

To form powerful teams.
To defy the odds.
To **find breakthroughs.**

Indiana University Health brings together some of the nation's brightest medical minds to discover innovative treatment options.

Collaboration is key. Our many specialists collaborate to make amazing things happen for patients, working as teams to find innovative solutions. IU Health has been recognized by *U.S. News & World Report*. And our partnership with the IU School of Medicine means access to more of the latest treatments and breakthroughs.



Indiana University Health

Discover the strength at iuhealth.org

IU Health Methodist Hospital | Riley Hospital for Children at IU Health
IU Health University Hospital | IU Simon Cancer Center
IU Health North Hospital | IU Health West Hospital



ADMINISTRATION



JIM IRSAY

OWNER & CHIEF EXECUTIVE OFFICER

YEARS IN NFL: 41 YEARS

**COLLEGE: SOUTHERN METHODIST
UNIVERSITY**

When Jim Irsay moved into the position of franchise owner in 1997, he set in place a plan to build a winning team. To Indiana's great delight, that plan worked. Just 10 years later, the Indianapolis Colts brought home the state's first NFL World Championship and the Lombardi Trophy.

Over the last 10 seasons (2002-2011), the team has posted the NFL's second-best regular season record with a 111-49 mark. During that span, the Colts reached the playoffs in nine straight years (2002-2010), won seven AFC South Division titles, and reached two Super Bowls, including the Super Bowl XLI victory.

Following a disappointing 2-14 season in 2011, Irsay knew it was time for a change. He started his new plan by hiring a new general manager, Ryan Grigson, and a new head coach, Chuck Pagano.

"While change is not ever easy, sometimes it's the best way to move forward and reclaim greatness," Irsay said.

Those important hires were welcomed by fans. Grigson is widely respected around league circles and boasts a significant track record with 13 years of NFL experience in the personnel field. He has been part of teams that have made the playoffs on nine occasions, including three trips to the Super Bowl between the St. Louis Rams and Philadelphia Eagles. Pagano brings 28 years of coaching experience, including 10 in the NFL. Last season, he served as the defensive coordinator for the Baltimore Ravens, one of the top defenses in the league, following three years as the team's secondary coach.

As he enters his 41st NFL season, Irsay has built Indianapolis into a model franchise with several records and accomplishments:



Owner & CEO Jim Irsay (left) with Head Coach Chuck Pagano (middle) and General Manager Ryan Grigson (right).

Under his leadership since 1997, the Colts have ranked fourth in the NFL with 146 victories and have accumulated 11 playoff appearances while winning eight division titles, five consecutively in the AFC South (2003-2007) as well as the 1999 AFC East crown.

In 2010, the club won the AFC South and tied the NFL record with a ninth consecutive playoff berth.

In 2009, the Colts became the only NFL team to post seven consecutive seasons with 12 or more wins and became the third team to open a season with 14 consecutive victories. That year, Indianapolis also earned the NFL's best record and home-field playoff advantage en route to an AFC Championship and a Super Bowl XLIV appearance. It was the second title appearance for the team in four seasons.

The team closed the 2000-2009 decade with 115 regular season victories, the most in NFL history. The club set another league record with 23 consecutive regular season victories from 2008-2009.



In 2008, the team opened Lucas Oil Stadium, one of America's finest venues. Indianapolis has won 21 regular season games, two playoff outings and an AFC Championship at Lucas Oil Stadium for its most treasured asset: Colts fans. Lucas Oil Stadium hosted the sporting world's crowning event, Super Bowl XLVI, bringing worldwide attention to Indianapolis and Indiana, as well as hundreds of millions of dollars in economic impact during a two-week period in February of 2012.

A hallmark of Jim Irsay's tenure of stewardship was the 2006 season, when the Indianapolis Colts won Super Bowl XLI, with a 29-17 victory over Chicago. Following its triumphant title return, the team was welcomed by a raucous crowd lining downtown streets and filling the RCA Dome. Irsay responded by sending the Lombardi Trophy on a tour throughout Indiana. The 50-stop, 3,130-mile tour gave fans an opportunity to see, touch and have pictures taken with the trophy. That fall, he created a once-in-a-lifetime opportunity for fans to compete for one of five authentic Super Bowl rings. The effort raised more than \$225,000 for charity and entertained thousands who witnessed the 10 finalists take their chance to pick one of five treasure chests that contained a ring inscribed with, 'Colts Fan.'

Irsay joined the Colts' staff in 1982, upon graduation with a degree in broadcast journalism from Southern Methodist University. He was named vice president and general manager in 1984, when the team moved to Indianapolis. Irsay served in that capacity until taking the role of senior executive vice president, general manager and chief operating officer in April of 1996. In January of 1997, he assumed sole ownership of the team and has served as its owner and CEO since that time.

An active and participating owner, Irsay chairs the league's Legislative Committee and serves on both the Finance Committee and the Super Bowl Advisory Committee. He also has served on the Executive Committee of the Management Council and the Pro-College Relations Committee. Additionally, Irsay was a member of the Realignment Working Group and the Working Club Executive Committee that authored the NFL's Collective Bargaining Agreement in 1993.

Irsay and his wife, Meg, oversee the Colts' extensive contributions program. In their home city and state, the Irsays are active supporters for programs that address domestic violence, children with disabilities and their families, environment, cancer research and contemporary dance.

Although football has been the focus of Irsay's professional life, he is a music aficionado who collects rare guitars (including Jerry Garcia's Tiger and one of George Harrison's guitars) and an Americana fan who collects rare historical documents, including Jack Kerouac's original manuscript of *On The Road*. Currently the Kerouac manuscript is on display in Paris, in conjunction with the worldwide premiere of the newest film version of *On The Road*.

Jim and Meg have three daughters, Carlie Irsay Gordon, Casey Foyt and Kalen Irsay, as well as four grandchildren. All three daughters represent the next generation of ownership for the Indianapolis Colts as each was promoted to the position of vice chair/owner in March of 2012.

In reflecting on the franchise at this point in time, Jim Irsay remarked, "I see a bright future for the Indianapolis Colts and our many fans. We are excited and energized about the changes and can't wait to take the field this season. We have the best fans in the NFL and our goal is to resume our position as one of the most consistently 'best' teams in the league."



Owner & CEO Jim Irsay hoists the Lombardi Trophy following the Colts' Super Bowl XLI victory over the Chicago Bears.

ADMINISTRATION

COACHING
STAFF

FOOTBALL
OPERATIONS

FOOTBALL
STAFF

PLAYERS

2011 SEASON
IN REVIEW

COLTS
HISTORY

RECORDS

COLTS IN THE
COMMUNITY

**CARLIE IRSAY-GORDON****VICE CHAIR/OWNER**

Carlie Irsay-Gordon is in her first season as vice chair/owner. She joined the Colts as vice president in July of 2008 and, along with sisters Casey and Kalen, represents the next generation of ownership for the club. Raised in and around the Colts organization, Carlie interned with the club in the football and marketing departments while pursuing her undergraduate degree. She also has represented the team at NFL Owners' Meetings since 2004. Carlie graduated with a Bachelor of Arts degree in religious studies with a minor in geoscience from

Skidmore College in 2005. She resides in Indianapolis with her husband, Zach Gordon, and daughters, Charlotte Rose and Dylan Margaret.

**CASEY FOYT****VICE CHAIR/OWNER**

Recently named vice chair/owner, Casey Foyt represents the next generation of ownership for the Indianapolis Colts. She graduated from Indiana University with a degree in sports marketing. Following graduation, Casey worked for the NFL in London, England, planning the first regular season NFL game played outside North America, as well as special events associated with the game. The game was played in October of 2007 and featured the Giants and the Dolphins playing in Wembley Stadium.

She joined the Colts in May of 2007 and focuses her energy on marketing and community relations. Casey helped revitalize the Colts Women's Organization and planned the group's first major fundraising in 2007. She has been attending NFL Owners' Meetings as she becomes more knowledgeable in all aspects of the league and the Colts franchise. Outside of football, Casey is president of Huddles Frozen Yogurt, Inc. Casey and her husband, Anthony J. Foyt, IV, reside in Indianapolis with their sons, Anthony Joseph Foyt, V and Lockey James.

**KALEN IRSAY****VICE CHAIR/OWNER**

Kalen Irsay is entering her first season as vice chair/owner. She joined the team in June of 2010 as vice president and, along with sisters Carlie and Casey, represents the next generation of Colts ownership. Like her sisters, Kalen grew up with the Colts organization as a significant part in her life since birth. She graduated with honors in 2010 from Indiana University's School of Health, Physical Education and Recreation with a bachelor's degree in sports management and marketing, making the dean's list three semesters. She is president of the Indianapolis Colts

Women's Organization and has also represented the team at NFL Owner's Meetings. Kalen was born and resides in Indianapolis.



RYAN GRIGSON

GENERAL MANAGER

JOINED COLTS: 2012

YEARS IN NFL: 14 YEARS

COLLEGE: PURDUE

HOMETOWN: HIGHLAND, IN

Owner & CEO Jim Irsay and the Colts organization were meticulous and dedicated in the extensive search for the team's next general manager. Throughout numerous high-quality candidates, Ryan Grigson emerged as the soundest choice based on his proven track record and leadership qualities in past personnel positions. Irsay and the organization made Grigson's hiring official on January 11, 2012.

"I picked Ryan because I felt that he had a vision, that he had an intelligence, that he had a depth of perception and awareness and that he was capable of taking it up to the next level," said Irsay. "I couldn't be more excited. I think as we go forward Ryan is a riser. He is a guy who is going to continue to get better. He has all the tools and all the talent to continue to rise up to this next level of being a general manager."

Grigson comes to the Colts following a nine-year stint with the Philadelphia Eagles, most recently as the director of player personnel from 2010-2011. He began his NFL scouting career as the national combine scout and area scout for the St. Louis Rams (1999-2003). Grigson then joined the Eagles as a regional scout (2004-2005) prior to being elevated as the team's director of college scouting (2006-2009).

"My goal is to bring this team back to where it was, and build off of that and do great things," said Grigson. "I am confident based on where I've come from, how I came up in this business, making every little step along the way, and learning valuable lessons with every one of those steps leading up to becoming a general manager today."

In Grigson's short tenure with the team, he has already made several decisions which will greatly impact the future of the franchise, including the hiring of a head coach and the drafting of the team's next franchise quarterback.

Just weeks after accepting the general manager position, Grigson, in conjunction with Jim Irsay, selected Chuck Pagano, a 28-year coaching veteran to lead the Colts. Pagano spent the last four seasons with the Baltimore Ravens and served



as the team's defensive coordinator in 2011. Over his last four years with the Ravens, the defense ranked second in the NFL in net yards allowed, second in points per game allowed and third in pass defense. It was Pagano's energetic persona, exceptional coaching prowess and intelligence that swayed Grigson's decision.

With a roster that has seen numerous changes from the 2011 campaign, Grigson was next responsible for bringing in a free agent class that featured a mix of veteran leadership, experience and depth. He brought in the likes of Cory Redding and Brandon McKinney who will make an immediate impact on the defensive line as well as safety Tom Zbikowski. All three played under Coach Pagano in Baltimore. Grigson made additions to the offensive line having acquired Winston Justice in a trade and signing Samson Satele and Mike McGlynn. He added depth to the quarterback position, executing a trade for Drew Stanton and strengthened the wide receiver corps with the acquisition of Donnie Avery.

Perhaps Grigson's most significant move in the offseason came within the 2012 NFL Draft. With the first overall selection, the Colts chose quarterback Andrew Luck who is primed to be the team's next franchise

ADMINISTRATION

COACHING
STAFFFOOTBALL
OPERATIONSFOOTBALL
STAFF

PLAYERS

2011 SEASON
IN REVIEWCOLTS
HISTORY

RECORDS

COLTS IN THE
COMMUNITY



quarterback. Luck compiled an impressive career at Stanford, leaving the school as the most accurate passer in team history (67 percent). As a two-time Heisman Trophy finalist, he established a new Cardinal career record with 82 touchdown passes while ranking fourth in school history with 713 completions. In total Grigson added eight offensive players through the draft, including tight ends Coby Fleener (second round) and Dwayne Allen (third round), wide receiver T.Y. Hilton (third round), running back Vick Ballard (fifth round), wide receiver LaVon Brazill (sixth round), offensive guard Justin Anderson (seventh round) and quarterback Chandler Harnish (seventh round). He also brought in defensive tackle Josh Chapman (fifth round) and linebacker Tim Fugger (seventh round) on the defensive side of the ball.

As a college talent evaluator with Philadelphia, Grigson was responsible for the draft selections of running back LeSean McCoy (2009), wide receivers Jeremy Maclin (2009), DeSean Jackson (2008) and Jason Avant (2006), tight end Brent Celek (2007) and defensive tackle Trevor Laws (2008). Both Jackson (two) and McCoy (one) were selected to the Pro Bowl. McCoy was the second leading rusher in the NFC in 2011 (1,309) while setting Eagles' franchise records for overall touchdowns (20) and rushing touchdowns (17).

Serving as the Eagles director of player personnel for the last two seasons (2010-2011), Grigson was instrumental in the signing of free agents, cornerback Nnamdi Asomugha, defensive end Jason Babin, running back Ronnie Brown and defensive tackle Cullen Jenkins. He also helped orchestrate a trade which sent quarterback Kevin Kolb to the Arizona Cardinals for cornerback Dominique Rodgers-Cromartie and a second round selection in the 2012 NFL Draft. The free agent class along with Rodgers-Cromartie combined to start 56 games while Babin ranked third in the NFL with 18.0 sacks, earning his second career Pro Bowl nod.

During Grigson's 13 years in the NFL, he has been part of teams that have made the playoffs on nine occasions, including three trips to the Super Bowl, while enduring only two seasons below .500. He has helped mine the talent on rosters that have gone a combined 131-76-1 during the regular season over the course of his career.

A native of Highland, Indiana, Grigson played collegiate football at Purdue University and was a captain of the Boilermakers during the 1994 season.

Grigson was drafted by the Cincinnati Bengals in the sixth round (175th overall) of the 1995 NFL Draft. He was released by the Bengals in training camp and picked up by the Detroit Lions where he spent the majority of the season on the active roster before being placed on Injured Reserve. Grigson played with the Toronto Argonauts of the Canadian Football League in 1997 prior to retiring. He was a pro scout for the Saskatchewan Roughriders of the CFL in 1998 as well as an assistant coach for McPherson College that same year. Grigson made a stop with the Buffalo Destroyers (AFL) as the team's player personnel coordinator/assistant coach before starting with the St. Louis Rams.

Grigson and his wife, Cynthia, have five children, Sophia, Noah, Luke, Levi and Ava.



Ryan Grigson was named general manager of the Indianapolis Colts on January 11, 2012. He enters his 14th season in the NFL and has been part of teams that have made the playoffs on nine occasions, including three trips to the Super Bowl.

ADMINISTRATION

COACHING STAFF

FOOTBALL OPERATIONS

FOOTBALL STAFF

PLAYERS

2011 SEASON IN REVIEW

COLTS HISTORY

RECORDS

COLTS IN THE COMMUNITY



WHAT THEY ARE SAYING ABOUT RYAN GRIGSON

Philadelphia Eagles Head Coach Andy Reid:

"I have the utmost confidence in Ryan and not just because he's an ex-offensive lineman. You're talking about a guy who is a Purdue graduate and you have to have a little aptitude to go to Purdue. You're looking at a smart guy. (He) has a phenomenal work ethic and he's as honest as you can imagine. You will know exactly where you stand with Ryan. Whether you're a player on the Colts, whether you're in the front office or a coach. I think that will help him when it's all said and done. It's going to be tough for him his first year. He wouldn't be in that position if it wasn't going to be a tough situation. You don't get jobs in this league unless there's been an issue prior to (it). He's following a legend and someone who I have the utmost respect for. That's not an easy thing. But (Ryan) is wired right to do that because of his work ethic and honesty. He'll bring in tough players. He's going to bring in guys who love to play the game. I've been with him in too many drafts not to know he loves those guys that enjoy the grit and nastiness of this sport. I think today is the day that the Colts start to rise. It's an opportunity on draft day for him to really make a mark on the future of the Indianapolis Colts, which is one heck of an organization."

Philadelphia Eagles General Manager Howie Roseman:

"Although we will miss Ryan personally and professionally we could not be happier for him. He has been a great advisor to me and somebody I have leaned on to bounce ideas off of many times over my career. He leaves no stone left unturned in his efforts to find good players and we were lucky to have him here in Philadelphia. In addition to his skills as a talent evaluator, we can't say enough about Ryan as a person. He is one of the best family men I have come across in the NFL and we wish him, Cynthia and his children all the best."

Cleveland Browns General Manager Tom Heckert:

"Ryan is one of the hardest workers and best evaluators I have been around. He has always done a great job of putting the whole process together to find players. He knows how to judge character, work ethic and what he sees on tape to come up with the right players. I think Indianapolis will be in great hands for years to come."

Houston Texans General Manager Rick Smith:

"Ryan has feel and savvy. He understands social dynamics. I never really felt like Ryan was outside of himself, or that he was trying to be something other than that what he was. That's an important thing, in my opinion, to leadership. You have to know when to assert yourself and you have to know when to step back. You have to know when to talk and when to just lead by example. He certainly has that."

Cincinnati Assistant Head Coach/Offensive Line Coach Paul Alexander:

"There are some guys who can sit at a horse race and watch the horses walk by before the race and pick the winner by the way it walks. They say Paul Brown (the Bengals founder) could tell if a guy could play by the way he tied his shoes. I've always sensed that's how Ryan is. I think he's a great evaluator of talent. He's able to see the big picture. I think the guys he has recommended for St. Louis and Philadelphia over the years have knocked it out of the park. I would anticipate that he will be astute enough to keep the players he believes are worthy and be able to bring in new players who he feels are worthy also."

Former NFL fullback and Purdue teammate Mike Alstott:

"He's going to work hard, there is no question about that. He is going to do whatever it takes to win. I know that, in whatever responsibility he has. That's what I saw in him when I was with him at Purdue. Whatever it took, extra time, coming in early, staying late, he did it. He worked harder than anyone else to get the job done."

Former Purdue Head Coach Jim Colletto on Grigson's experience at Purdue:

"The players had great respect for him. I don't think there would be a player on the Purdue teams that he played on who doesn't have a lot of respect for Ryan. Then he had the injury he had to fight through when he got hurt against Minnesota and he was sick and in the hospital for a long, long time. He's persevered through a lot, and you won't find anyone who has a bad word for him, or who doesn't have respect for him."

ADMINISTRATION

COACHING
STAFFFOOTBALL
OPERATIONSFOOTBALL
STAFF

PLAYERS

2011 SEASON
IN REVIEWCOLTS
HISTORY

RECORDS

COLTS IN THE
COMMUNITY

**PETE WARD**
CHIEF OPERATING OFFICER

Pete Ward enters his 32nd season with the Indianapolis Colts in 2012. Ward was promoted to chief operating officer in 2010 after serving as the club's senior executive vice president since 2001. Ward's duties and experiences have been wide-ranging and diverse and touch all areas of the organization. In addition to general administrative management, he served as the point-person for the team on the design and construction of Lucas Oil Stadium. Ward began his affiliation with the Colts in 1981 as a summer and seasonal intern in the team's public relations department. Following his graduation from the University of Virginia in 1982, he was hired as the club's administrative assistant. Ward was promoted to director of operations shortly after the team's arrival in Indianapolis in March of 1984. He was then named vice president of administration in 1997. In March of 2012, Ward was named the chairman of the Indiana University Melvin and Bren Simon Cancer Center development board. In this role, he will lead a 42-person panel. Ward serves on the boards of the Indianapolis Symphony Orchestra, the Indiana Convention and Visitors Association and the Indianapolis Chamber of Commerce. He also acted as the team's liaison with the City of Indianapolis as it hosted its first ever Super Bowl (XLVI). Ward and his wife, Lena, have two children, Maddy and Sam. Lena is also a member of the IU Simon Cancer Center development board, raising support for the cancer center's breast cancer research program. Ward was born in New Orleans, La., and was raised in Carmel, Calif.

**DAN EMERSON**
VICE PRESIDENT AND GENERAL COUNSEL

Dan Emerson has represented the Colts since March of 1984 and has been in-house with the club since March of 2012. Since 1979, Emerson was engaged in the private practice of law with the Indianapolis firm Bose McKinney & Evans, and with which he remains affiliated. After graduating from Macalester College, where he played football and baseball, Emerson attended law school at Indiana University in Bloomington. He is a member of the Sports Lawyers Association, as well as the Indianapolis, Indiana State, American, Federal and Seventh Circuit Bar Associations, and is a past Chairman of both the Indiana State and Indianapolis Bar Associations' Labor and Employment Law Sections. Emerson is listed in Best Lawyers in America and is a Distinguished Fellow of the Indianapolis Bar Foundation. Born in Wichita Falls, Texas, he resides in Indianapolis with his wife, Ginny. They have two married daughters, Emily (30) and Ashley (28), and a grandson, Riley Emerson Gilles (1).

**DAN LUTHER**
SPECIAL COUNSEL

Dan Luther enters his 10th season as special counsel to the Colts. Luther, a partner in the Chicago-based firm of Mayer Brown LLP, has represented Colts Owner & CEO Jim Irsay in legal matters since 1988 and represented the Colts in the negotiations that led to the construction of Lucas Oil Stadium. Luther graduated magna cum laude from Georgetown University with an A.B. in government and economics in 1983 and a J.D. in 1986. He is listed in Best Lawyers in America in the categories of Sports Law and Trusts and Estates. Luther was raised in Sayreville, N.J. He and his wife, Cathy, have two children, Meg (22) and Joe (19), and reside in River Forest, Ill.



COACHING STAFF



CHUCK PAGANO

HEAD COACH

JOINED COLTS: 2012

YEARS IN NFL: 11 YEARS

COLLEGE: WYOMING

HOMETOWN: BOULDER, CO

Chuck Pagano enters his first season with the Colts and 11th year in the NFL after being named head coach on January 25, 2012. Pagano brings a wealth of coaching experience, totaling 28 years in the professional and collegiate ranks.

Prior to joining the Colts, Pagano spent four seasons with the Baltimore Ravens and the last (2011) as the team's defensive coordinator. In 2011, Pagano's defensive unit finished third in the NFL in total defense (288.9 ypg.), second against the run (92.6 ypg.) and fourth against the pass (196.3 ypg.), on their way to an appearance in the AFC Championship Game. The Ravens also led the league in forced fumbles (21) and had the third-most sacks in the NFL (48.0), including a franchise record-tying 9.0 in Week 12 against San Francisco.

Pagano served as the Ravens' secondary coach for three seasons (2008-2010) before taking the reins of defensive coordinator. As the team's secondary coach, he led a defensive backfield that had to adjust to a number of injuries, including a significant loss of seven-time Pro Bowl safety Ed Reed, who started the 2010 campaign on the PUP list. Even after missing the first six games, Reed still led the league with eight interceptions in only 10 contests. In Pagano's first season with the Ravens (2008), the team led the NFL with 26 interceptions, including Reed's NFL-high nine picks. Reed, the league's only unanimous (50 votes) All-Pro in 2008, was also coached by Pagano at the University of Miami.

In 2009, Pagano guided an injury-depleted secondary to an eighth-overall ranking against the pass (207.3 ypg.). The defense also finished the year ranked No. 3 overall (300.5 ypg.), the seventh-straight top six finish. Reed earned his sixth Pro Bowl and added to his 13 career touchdowns by scoring on a 52-yard interception return versus Cincinnati.

The defensive backs tallied 16 of the team's 22 interceptions and Baltimore's turnover ratio (+10) was fourth best in the NFL.

In his first season with the Ravens, Pagano's secondary ranked second against the pass (179.7 ypg.) as the defense ranked No. 2 overall in the league, a drastic improvement from a No. 20 finish in 2007. Reed was the NFL's only unanimous All-Pro selection, leading the league with nine interceptions and scoring three defensive touchdowns. He added another score (64-yard touchdown) in the Wild Card victory at Miami (1/4/09).

In his four seasons in Baltimore, Pagano's defenses allowed the second-fewest points per game (16.3) and the second-fewest net yards (292.3) in the NFL. The Ravens also ranked third in the NFL in scoring defense during that span.

Pagano posted a one-year stint as the defensive coordinator at North Carolina (2007), where he rejoined Butch Davis from previous stops with the Cleveland Browns and Miami Hurricanes. Under Pagano, the defense improved from 92nd in 2006 to 35th in 2007.





Prior to UNC, Pagano spent two seasons (2005-2006) as the Oakland Raiders' defensive backs coach. In 2006, the Raiders led the NFL in pass defense, allowing just 150.8 yards per game, and ranked third in total defense, surrendering only 284.8 yards per contest. Cornerback Nnamdi Asomugha ranked third in the NFL with eight interceptions in 2006.

From 2001-2004, Pagano coached the Browns' secondary under then-head coach Butch Davis. In 2003, the defensive backs helped Cleveland tie the franchise record for the fewest passing touchdowns allowed in a season with 13. Under Pagano's guidance in 2001, the Browns' secondary accounted for 28 of the team's NFL-leading and team-record 33 interceptions. That season, rookie cornerback Anthony Henry led the NFL with 10 picks.

Pagano returned to the University of Miami (1995-2000) for his second stint at the school, coaching the Hurricanes' secondary as well as serving as the special teams coordinator. He coached four NFL first-round defensive backs: Reed (Ravens, 24th-2002), Phillip Buchanon (Raiders, 17th-2002), Duane Starks (Ravens, 10th-1998) and Mike Rumph (49ers, 27th-2002). During Pagano's second tenure in Miami, the Hurricanes blocked 39 kicks in 59 games. In 2000, the secondary was named the nation's best by *Football News*. His special teams unit also set a school record in 1996 with 12 blocked kicks.

Pagano started his coaching career as a graduate assistant at Southern California (1984-1985), before taking the same role at the University of Miami (1986). In 1987, he started a two-year stint at Boise State where he coached outside linebackers. Pagano then spent one season (1989) at East Carolina coaching the secondary, before moving to UNLV where he led the secondary (1990) and eventually was named defensive coordinator in 1991. In 1992, Pagano returned to East Carolina, coaching the secondary and outside linebackers for three seasons (1992-1994).

Collegiately, Pagano was a four-year letterman and two-year starter at strong safety for Wyoming and graduated with a degree in marketing in 1984.

Pagano was a four-year letterman and two-year starter at strong safety at Fairview (Boulder, Colo.) High School. His brother, John, is the Chargers' defensive coordinator and former defensive assistant for the Colts from 1998-2001. Chuck and his wife, Tina, have three daughters, Tara, Taylor and Tori, and two granddaughters, Avery and Addison.

COACHING CAREER

1984-1985	Southern California	Graduate Assistant	1995-2000	University of Miami	Secondary/Special Teams
1986	University of Miami	Graduate Assistant			
1987-1988	Boise State	Outside Linebackers	2001-2004	Cleveland Browns	Secondary
1989	East Carolina	Secondary	2005-2006	Oakland Raiders	Defensive Backs
1990-1991	UNLV	Defensive Coordinator/Secondary	2007	North Carolina	Defensive Coordinator
			2008-2010	Baltimore Ravens	Secondary
1992-1994	East Carolina	Secondary/Outside Linebackers	2011	Baltimore Ravens	Defensive Coordinator
			2012	Indianapolis Colts	Head Coach



ADMINISTRATION

COACHING
STAFFFOOTBALL
OPERATIONSFOOTBALL
STAFF

PLAYERS

2011 SEASON
IN REVIEWCOLTS
HISTORY

RECORDS

COLTS IN THE
COMMUNITY



COLTS COACHING HISTORY

ADMINISTRATION

COACHING STAFF

FOOTBALL OPERATIONS

FOOTBALL STAFF

PLAYERS

2011 SEASON IN REVIEW

COLTS HISTORY

RECORDS

COLTS IN THE COMMUNITY

HEAD COACH	YEARS	RECORD	ASSISTANTS
Cecil Isbell	1947-49	9-22-1	N. Campofreda; D. Edmunds; A. Hewlitt; J. Hunt; J. Taylor (1947); T. Stidman (1947-48); L. Defilippo (1948); B. Conkright; W. Driskill; M. Michalske; C. O'Rourke (1949)
*1 Walter Driskill	1949	1-7	
Clem Crowe	1950	1-11	J. Hunt; W. Millner; R. Pirro
Keith Molesworth	1953	3-9	O. Douglas; R. Richards; N. Wasyluk
Weeb Ewbank	1954-62	61-52-1	R. Murphy; J. Thomas (1954); F. Cumiskey; C. Winner (1954-62); T. Hughes (1955); F. Lauterbur (1955-56); H. Ball (1956-62); J. Bridgers; B. Shaw (1957-58); D. McCafferty; J. Sandusky (1959-62)
Don Shula	1963-69	73-26-4	G. Marchetti; J. Mutscheller; B. Pellington (1963); C. Winner (1963-65); D. McCafferty; J. Sandusky (1963-69); B. Arnsparger; D. Bielski (1964-69); C. Noll (1966-68); B. Boyd (1969)
Don McCafferty	1970-72	26-11-1	L. Rymkus (1970); D. Bielski; B. Boyd; H. Bullough; J. Idzik; J. Sandusky (1970-72); B. (Red) Miller (1971-72)
*2 John Sandusky	1972		
Howard Schnellenberger	1973-74	4-13	R. Callahan; B. Franklin; D. Voris (1973); P. McCulley; G. Sefcik; G. Young (1973-74); D. Doll; F. Lauterbur; J. Smith (1974)
*3 Joe Thomas	1974	2-9	
Ted Marchibroda	1975-79	41-36	P. McCulley; J. Smith (1975-76); F. Lauterbur (1975-77); W. Dovell (1975-78); M. Baughan; G. Boutselis (1975-79); D. Bielski; E. Khayat (1977-79); R. Hawkins (1978); J. Symank; E. Zwahlen (1979)
Mike McCormack	1980-81	9-23	D. Bielski; G. Boutselis; J. Idzik; E. Khayat; J. Symank; J. Vitt; C. Weber; R. Wietecha (1980-81); B. Boyd; C. Powers (1981)
Frank Kush	1982-84	11-28-1	B. Carson (1982); B. Valsente (1982-83); Z. Bratkowski; G. Cunningham; H. Hunter; R. Mann; R. Theder; R. Venturi; M. Westhoff (1982-84); G. Catavolos (1984)
*4 Hal Hunter	1984	0-1	
Rod Dowhower	1985-86	5-24	S. Sidwell (1985); J. Becker; G. Catavolos; G. Hill; T. Lovat; B. Matthews; C. Myers; K. Rowen; R. Venturi; T. Zupancic (1985-86); J. Marshall (1986)
*5 Ron Meyer	1986	3-0	
Ron Meyer	1987-91	33-36	J. Becker; G. Hill; T. Lovat; J. Marshall; C. Myers; K. Rowen (1987-88); L. Burtnett; G. Catavolos; R. Venturi; T. Zupancic (1987-91); G. Briner (1989); L. Kennan; D. Scarneckchia (1989-90); M. Jackson; B. Muir; B. Seely (1989-91); D. Ahrens; S. Croom; S. Furness (1991)
*6 Rick Venturi	1991	1-10	
Ted Marchibroda	1992-95	32-35	A. Gibbs (1992); G. Catavolos; D. Painter; F. Peay; J. Robertson; B. Seely; R. Venturi (1992-93); N. Nicolau (1992-94); R. Blackledge; G. Huey; T. Zupancic (1992-95); F. Bruney (1993-95); T. Batta; G. Blache; J. Johnson; H. Kuhlmann; J. Robinson; P. Thomas; V. Tobin (1994-95); L. Infante (1995)
Lindy Infante	1996-97	12-21	F. Bruney (1996); T. Batta; G. Blache; R. Blackledge; C. Bresnahan; C. Davis; B. Gels; G. Huey; J. Johnson; H. Kuhlmann; J. Robinson; P. Thomas; T. Zupancic (1996-97); J. Robertson (1997)
Jim Mora	1998-01	32-34	G. Blache; R. Tillman; T. Zupancic (1998); B. Arians (1998-00); G. Catavolos; G. Huey; T. Marciano; T. Moore; H. Mudd; M. Murphy; J. Norvell; J. Pagano; K. Spencer; J. Torine (1998-01); V. Fangio; T. Grantham (1999-01); R. Howell (2000-01); J. Hufnagel (2001)
Tony Dungy	2002-08	92-33	C. Foerster (2002-03); D. Reynolds (2002-06); J. Caldwell; C. Christensen; R. Howell; G. Huey; R. Meeks; T. Moore; H. Mudd; M. Murphy; R. Purnell; J. Teerlinck; R. Thomas; J. Torine; A. Williams (2002-07); P. Metzelaars (2004-08); L. Frazier (2005-06); R. Perry; B. Teerlinck; C. Woods (2007-08); F. Reich (2008)
Jim Caldwell	2009-10	26-10	H. Mudd (2009); G. Huey; T. Moore (2009-10); C. Christensen; L. Coyer; R. Howell; P. Metzelaars; M. Murphy; R. Perry; F. Reich; R. Rychleski; B. Teerlinck; J. Teerlinck; R. Thomas; J. Torine; A. Williams (2009-11); J.B. Cooter; R. Prince; R. Turner (2010-11); D. Fitzsimmons; D. Walker (2011)
Chuck Pagano	2012	0-0	B. Arians; G. Manuskay; M. Maalouf; R. Anderson; J. Bettcher; B. Boyer; C. Christensen; G. Emanuel; J. FitzGerald; J. Gilbert; M. Gillhamer; F. Giufre; H. Goodwin; R. Howell; R. Marandino; A. Roberts; D. Walker; B. White; C. Williams

*1 Succeeded Isbell for last eight games

*2 Succeeded McCafferty for last nine games

*3 Succeeded Schnellenberger for last 11 games

*4 Succeeded Kush for last game

*5 Succeeded Dowhower for last three games

*6 Succeeded Meyer for last 11 games



BRUCE ARIANS

OFFENSIVE COORDINATOR

JOINED COLTS: 2012
YEARS IN NFL: 20 YEARS

COLLEGE: VIRGINIA TECH
HOMETOWN: PATERSON, NJ

Bruce Arians begins his second stint with the Indianapolis Colts after being named the team's offensive coordinator on January 31, 2012.

Arians comes to Indianapolis from the Pittsburgh Steelers, where he spent eight seasons, five as the offensive coordinator (2007-2011) and three as the wide receivers coach (2004-2006). As the offensive coordinator, the Steelers recorded a 55-25 record, which was tied for the second-best mark in the NFL with the Green Bay Packers. Pittsburgh also won three AFC North Division titles, two AFC Championships and were the victors of Super Bowl XLIII. Arians was also part of the Steelers' Super Bowl XL Championship as the team's wide receivers coach.

Under Arians' direction, the Steelers offense ranked 12th in the NFL in 2011 in total offense, averaging 372.3 yards per game. The Pittsburgh passing attack was 10th in the league (253.4 ypg) and Steelers quarterbacks combined for the sixth-best completion percentage (63.3) and the 10th-highest passer rating (89.7).

During his tenure with the Steelers, Arians was instrumental in the development of quarterback Ben Roethlisberger, helping him become the second-youngest quarterback to win two Super Bowls (26 years, 336 days). From 2007-2011, Roethlisberger averaged 247.4 net passing yards per game, which ranked eighth in the NFL and fifth in the AFC. In 2007, Roethlisberger got elected to his first Pro Bowl as he broke Terry Bradshaw's team record for touchdown passes in a season with 32. Roethlisberger also finished with a team record quarterback rating of 104.1 that season.

In 2009, the Steelers' offensive unit became the first in team history to boast a 4,000-yard passer, two 1,000-yard receivers and a 1,000-yard rusher in the same season. The team also broke franchise records for passing first downs (210) and passes completed (351).

Arians also helped wide receiver Hines Ward develop into one of the top receivers in the game. In his eight seasons with Arians, Ward went to two Pro Bowls and was named Super Bowl XL MVP after finishing with 123 receiving yards and one touchdown. Ward also became the Steelers' all-time receptions leader, surpassing Hall of Famer John Stallworth, and in 2007 became the team's career leader in receiving yards and touchdown receptions. In 2010, Ward became the first receiver in Steelers history, and fifth in NFL history, to reach 11,000 career receiving yards.

Prior to joining the Steelers, Arians spent three seasons (2001-2003) as offensive coordinator for the Cleveland Browns. In 2002 under his guidance, the Browns scored their most points since the 1987 season and also improved in virtually every major offensive category from the three years prior to his arrival.

In his first stint with the Colts, Arians spent three seasons (1998-2000) as the team's quarterback coach. While working with Arians in 2000, quarterback Peyton Manning totaled 4,413 yards and 33 touchdowns to break his own club season record. His 33 touchdown passes established a Colts franchise record previously held by Johnny Unitas.

Arians began his coaching career in 1975 as a graduate assistant at Virginia Tech. A 1974 Hokie graduate, Arians played quarterback and was voted the team's MVP as a senior.

Arians held an assistant coaching position at Mississippi State (running backs and wide receivers) from 1978-1980 before heading to Alabama to coach running backs (1981-1982) under Paul "Bear" Bryant. He was also the head coach at Temple University (1983-1988), the running backs coach for the Kansas City Chiefs (1989-1992), the offensive coordinator at Mississippi State (1993-1995) and the tight ends coach for the New Orleans Saints (1996), before returning to Alabama in 1997 as the offensive coordinator.

Arians was born in Paterson, N.J. He and his wife, Christine, have a son, Jake, and daughter, Kristi Anne.

ADMINISTRATION

COACHING
STAFFFOOTBALL
OPERATIONSFOOTBALL
STAFF

PLAYERS

2011 SEASON
IN REVIEWCOLTS
HISTORY

RECORDS

COLTS IN THE
COMMUNITY



COACHING CAREER

1975-1976	Virginia Tech	Graduate Assistant	1996	New Orleans Saints	Tight Ends
1977	Virginia Tech	Running Backs	1997	Alabama	Offensive Coordinator
1978-1980	Mississippi State	Running Backs/Wide Receivers	1998-2000	Indianapolis Colts	Quarterbacks
1981-1982	Alabama	Running Backs	2001-2003	Cleveland Browns	Offensive Coordinator
1983-1988	Temple	Head Coach	2004-2006	Pittsburgh Steelers	Wide Receivers
1989-1992	Kansas City Chiefs	Running Backs	2007-2011	Pittsburgh Steelers	Offensive Coordinator
1993-1995	Mississippi State	Offensive Coordinator	2012	Indianapolis Colts	Offensive Coordinator



GREG MANUSKY

DEFENSIVE COORDINATOR

JOINED COLTS: 2012
YEARS IN NFL: 12 YEARS

COLLEGE: COLGATE
HOMETOWN: DALLAS, PA

Greg Manusky enters his first season with the Indianapolis Colts after being named defensive coordinator on February 2, 2012. Following a 12-year NFL playing career, Manusky holds 11 years of coaching experience, all within the NFL ranks.

Manusky spent the 2011 campaign as the defensive coordinator of the San Diego Chargers. Under his direction, the defense allowed an average of 224.4 net passing yards per game as safety Eric Weddle tied for the NFL lead with seven interceptions and earned a trip to the 2012 Pro Bowl. Manusky also coached linebacker Antwan Barnes, who set a career-high with 11.0 sacks, which ranked 11th in the NFL.

Prior to joining the Chargers, Manusky spent four seasons (2007-2010) as defensive coordinator of the San Francisco 49ers. His 2009 unit did not allow a touchdown in five separate games while forcing an NFL-best 21 fumbles, allowing just 3.6 yards per rush and sacking the opposing quarterback 44.0 times.

Manusky's first tenure with the Chargers lasted four seasons (2002-2006), serving as the linebackers coach. In the 2006 campaign, San Diego linebackers accounted for 42.5 of the team's 61.0 regular season sacks.

Manusky was a linebacker and special teams standout during his 12-year NFL playing career that included stops in Washington, Minnesota and Kansas City. He recorded a stretch where he participated in 113 consecutive games. Manusky earned All-Madden Team honors in 1991 and retired from the NFL in 1999.

Manusky started his coaching career in 2000, working as a volunteer linebackers and special teams coach with the Tampa Bay Buccaneers during training camp. He then joined the Redskins staff in 2001 as the team's linebackers coach.

Throughout his career, Manusky has coached an impressive list of Pro Bowl players, including Weddle, Shawne Merriman, Donnie Edwards and Junior Seau with the Chargers. He also guided Patrick Willis, Justin Smith and Walt Harris with the 49ers and LaVar Arrington with the Redskins.

A native of Wilkes-Barre, Pa., Manusky attended Dallas High School before moving on to Colgate University where he was a four-year letterman and an All-Colonial League selection. As a senior in 1987, Manusky was named the Colonial League's Defensive Player of the Year. He graduated with degrees in education and geology.

Manusky and his wife, Laurie, have two sons, Colton and Jake, and two daughters, Logan and Chandler.

COACHING CAREER

2001	Washington Redskins	Linebackers	2011	San Diego Chargers	Defensive Coordinator
2002-2006	San Diego Chargers	Linebackers			
2007-2010	San Francisco 49ers	Defensive Coordinator	2012	Indianapolis Colts	Defensive Coordinator



MARWAN MAALOUF

SPECIAL TEAMS COORDINATOR

JOINED COLTS: 2012
YEARS IN NFL: 8 YEARS

COLLEGE: BALDWIN-WALLACE
HOMETOWN: CLEVELAND, OH

ADMINISTRATION

COACHING
STAFFFOOTBALL
OPERATIONSFOOTBALL
STAFF

PLAYERS

2011 SEASON
IN REVIEWCOLTS
HISTORY

RECORDS

COLTS IN THE
COMMUNITY

Marwan Maalouf enters his first season with the Indianapolis Colts and his eighth in the NFL after being named special teams coordinator on February 2, 2012.

Maalouf spent the last four seasons (2008-2011) as the assistant special teams coach for the Baltimore Ravens. Rick Gosselin of *The Dallas Morning News* ranked the 2010 Ravens special teams unit eighth in the NFL, up 10 spots from the previous year. That year, Maalouf helped rookie kickoff returner David Reed lead the NFL in kickoff return average (29.2 ypr) and coached a unit which finished third in the league in opponent average starting position (27.2-yard line). Kicker Billy Cundiff also earned his first Pro Bowl after tying an NFL mark with 40 touchbacks (since kickoffs moved back to the 30-yard line).

In 2009, Baltimore ranked second in the NFL in both kickoff return average (26.3) and opponents' average starting field position (26.9). Maalouf joined the Ravens in 2008 and that season coached punter Sam Koch, who had the NFL's fifth-best net punting average (39.9), which set a team record. Koch also led the league with 18 punts inside the 10-yard line and was second in the league with 34 kicks inside the 20-yard line. Maalouf also guided special teams ace Brendon Ayanbadejo who earned his third Pro Bowl nod.

Prior to coming to Baltimore, Maalouf spent the 2007 season working for Scouts Inc., writing weekly scouting reports and game reviews for *ESPN.com* and worked as a volunteer coach for Baldwin-Wallace.

From 2004-2006, Maalouf was the special teams quality control coach for the Cleveland Browns. During his final season, he coached Josh Cribbs who ranked third in the NFL with 1,545 total return yards. The Browns' punt return average of 10.3 yards also ranked seventh in the NFL. Gosselin's special teams rankings pinned the Browns with a No. 5 overall rating in 2006 and a No. 6 overall mark in 2005.

Maalouf spent two seasons (2002-2003) as an assistant offensive line coach/graduate assistant at Rutgers following a brief stint at Eastern Michigan as a graduate assistant. He also held terms as an assistant offensive line coach for Fordham (2001) and Baldwin-Wallace College (2000).

Collegiately, Maalouf earned three letters while playing guard for Baldwin-Wallace (1997-1999) and was a two-time All-Ohio Athletic Conference selection. He was Baldwin-Wallace's Outstanding Offensive Lineman and was elected as a team captain his senior season.

Maalouf is a graduate of Strongsville (Ohio) High School, where he lettered in football and track and field. He grew up in the Cleveland area where he met his wife, Dana.

COACHING CAREER

2000	Baldwin-Wallace College	Assistant Offensive Line	2004-2006	Cleveland Browns	Special Teams Quality Control
2001	Fordham	Assistant Offensive Line	2008-2011	Baltimore Ravens	Assistant Special Teams
2002	Eastern Michigan	Graduate Assistant	2012	Indianapolis Colts	Special Teams Coordinator
2002-2003	Rutgers	Assistant Offensive Line/ Graduate Assistant			



ROY ANDERSON

SAFETIES COACH

JOINED COLTS: 2012
YEARS IN NFL: 8 YEARS

COLLEGE: HOWARD
HOMETOWN: TALLAHASSEE, FL

Roy Anderson enters his first season as safeties coach for the Indianapolis Colts after spending the previous seven years with the Baltimore Ravens.

Over the last two seasons, Anderson served as the Ravens defensive assistant/secondary coach, where he handled defensive quality control duties as well as working with the defensive backfield. In 2011, the Baltimore defense finished third in the NFL in total defense (288.9 ypg.), second against the run (92.6 ypg.) and fourth against the pass (196.3 ypg.), on their way to an appearance in the AFC Championship Game.

In 2009, his first season as defensive assistant, Anderson worked primarily with the defensive line and helped the Ravens defense rank third in the NFL, allowing 300.5 yards per game.

Anderson originally joined the Ravens in 2005 as a player personnel assistant, where he was involved in the NFL Draft and free agency process through evaluating players, organizing free agent tryouts and monitoring potential trade transactions.

Prior to joining the Ravens, Anderson worked as a graduate assistant with Louisiana State during the 2004 season. Working with the wide receivers, Anderson helped tutor future NFL players Dwayne Bowe, Buster Davis, Skyler Green and Early Doucet.

Anderson started his coaching career in 2002 as a graduate assistant with Florida A&M, working with the quarterbacks. He then served as a student assistant with Florida State the following season working in the same capacity with the team's quarterbacks.

Anderson was a four-year letterman as a quarterback at Howard University and was named to the All-MEAC Scholar-Athlete Team in 2001. He was also a two-year recipient of the Howard University Scholar-Athlete Award (2000 and 2001). Anderson graduated with a bachelor's degree in business administration and also earned his master's in sports management from Florida State in 2003.

Anderson is from Tallahassee, Fla., where he attended Godby High School and lettered all four years in football and baseball.

COACHING CAREER

2002	Florida A&M	Graduate Assistant	2008	Baltimore Ravens	Coaching Assistant
2003	Florida State	Student Assistant	2009	Baltimore Ravens	Defensive Assistant
2004	Louisiana State	Graduate Assistant	2010-2011	Baltimore Ravens	Defensive Assistant/ Secondary
2005-2007	Baltimore Ravens	Player Personnel Assistant	2012	Indianapolis Colts	Safeties



JAMES BETTCHER

SPECIAL ASSISTANT TO THE HEAD COACH

JOINED COLTS: 2012
YEARS IN NFL: 1 YEAR

**COLLEGE: UNIVERSITY
OF ST. FRANCIS**
HOMETOWN: LAKEVILLE, IN

James Bettcher is in his first season as special assistant to the head coach. Bettcher brings with him nine years of coaching experience on the collegiate level, his most recent stint at the University of New Hampshire as the linebackers coach and special teams coordinator.

At New Hampshire, Bettcher coached the NCAA FCS leading tackler and 2011 Buck Buchanan Award Winner (FCS National Defensive Player of the Year), Matt Evans. He also helped the Wildcats rank in the top 20 in the nation in punt returns and punt return coverage. Bettcher's recruiting efforts focused on Pittsburgh and Philadelphia.



In 2010 Bettcher coached defensive ends and special teams at Ball State, where he helped tutor Robert Eddins who led the team in sacks and earned All-MAC honors. The Cardinals finished the 2010 season ranked third in the MAC in total defense.

From 2007-2009, Bettcher worked as a defensive graduate assistant at the University of North Carolina, focusing on linebackers and special teams for the Tar Heels, while assisting in recruiting in Ohio, Indiana and North Carolina. The 2009 Tar Heels finished sixth in the nation in overall defense. While at North Carolina, he helped the Tar Heels appear in two bowl games. In 2006, Bettcher worked as a defensive graduate assistant at Bowling Green University, working with the secondary and special teams units and aiding recruiting efforts in Ohio and Indiana.

Bettcher's coaching career began at his alma mater, the University of St. Francis, from 2003-2005 as special teams coordinator and defensive line coach. He also worked with the strength and conditioning staff and was the head track coach in 2003 and 2004. During Bettcher's stint at St. Francis, the Cougars made three trips to the playoffs, including two national championship game appearances.

During his career as a student-athlete at St. Francis, Bettcher was a three-time NAIA All-America Scholar, a three-time Mid-States Football Association Scholar, a two-time NAIA Coaches' All-America choice and a two-time Don Hansen's All-America selection. He earned all-conference honors three times and was the recipient of the St. Francis Helmet Award for leadership and coachability in 2002. Bettcher was a four-time track All-America choice for the Cougars, where he placed second in the shot put at the 2001 NAIA Championships.

James is a native of Lakeville, Ind., and is married to Erica. They have one son, Colton.

COACHING CAREER

2003-2005	St. Francis	Special Teams Coordinator/Defensive Line	2010	Ball State	Defensive Ends/Special Teams
2006	Bowling Green	Defensive Graduate Assistant	2011	New Hampshire	Linebackers/Special Teams Coordinator
2007-2009	North Carolina	Defensive Graduate Assistant	2012	Indianapolis Colts	Special Assistant to the Head Coach



BRANT BOYER
ASSISTANT SPECIAL TEAMS COACH

JOINED COLTS: 2012
YEARS IN NFL: 1 YEAR

COLLEGE: ARIZONA
HOMETOWN: HENEFER, UT

Brant Boyer enters his first season as the assistant special teams coach of the Indianapolis Colts, after completing a 10-year career in the National Football League. Boyer has also served as a coaching intern with the New York Giants (2010) and Cleveland Browns (2009).

During his playing career, Boyer played linebacker and was a standout on special teams for the Miami Dolphins (1994), Jacksonville Jaguars (1995-2000) and Cleveland Browns (2001-2003). He served as a special teams captain for both the Jaguars and Browns and in 2002 and 2003 led the unit in tackles. Boyer was a two-time member of the *USA Today's* All-Joe Team and in 2002, his teammates selected him for the Cleveland Browns Unsung Hero Award.

Boyer played in 129 career games and totaled 250 tackles, 13.0 sacks, six interceptions, one forced fumble and 15 passes defended. He originally entered the league as a sixth round selection (177th overall) of the Miami Dolphins in the 1994 NFL Draft.

Before entering the NFL, Boyer starred as an inside linebacker at the University of Arizona, serving as a captain and leading the team in tackles during his senior season. While at Arizona, Boyer helped lead the Wildcats to their first 10-win season in 90 years and a 29-0 victory over the Miami Hurricanes in the 1993 Fiesta Bowl.

Boyer and his wife, Melissa, have two sons, Brayton and Braddock.

COACHING CAREER

2009	Cleveland Browns	Training Camp Coaching Intern	2012	Indianapolis Colts	Assistant Special Teams Coach
2010	New York Giants	Training Camp Coaching Intern			

ADMINISTRATION

COACHING STAFF

FOOTBALL OPERATIONS

FOOTBALL STAFF

PLAYERS

2011 SEASON IN REVIEW

COLTS HISTORY

RECORDS

COLTS IN THE COMMUNITY



CLYDE CHRISTENSEN

QUARTERBACKS COACH

JOINED COLTS: 2002
YEARS IN NFL: 17 YEARS

COLLEGE: NORTH CAROLINA
HOMETOWN: COVINA, CA

Clyde Christensen enters his 11th season with the Indianapolis Colts and his first as the team's quarterbacks coach. Christensen has also served as the team's offensive coordinator (2010-2011), assistant head coach/wide receivers (2008-2009) and wide receivers coach (2002-2007). During his tenure in Indianapolis, the Colts have made nine trips to the playoffs (2002-2010), won seven division championships (2003-2007, 2009-2010), made two Super Bowl appearances (2006 and 2009) and collected one Super Bowl Championship (2006).

In 2011, Christensen oversaw an offense that gained 1,594 rushing yards, which was the most by any Colts unit since 2007. On the season, the Colts averaged 4.17 yards per carry, the most for Indianapolis since 2004. Christensen was also tasked with preparing three different starting quarterbacks (Kerry Collins, Curtis Painter and Dan Orlovsky) and helped Painter and Orlovsky turn in career-high performances.

In his first season as offensive coordinator (2010), Christensen led an offensive unit which totaled over 5,000 net yards for the 13th consecutive season and over 400 points for the 10th time in 12 seasons. Quarterback Peyton Manning completed 450-of-679 passing attempts for 4,700 yards and 33 touchdowns. Manning set an NFL single-season record for completions (450) and extended his records with his 13th consecutive 25-plus touchdown season and 11th 4,000-plus passing yard season. Manning also set club single-season records for completions (450), attempts (679) and yards (4,700).

While overseeing the wide receivers for his first six seasons in Indianapolis, Christensen sent at least one player from his position group to the Pro Bowl each year, including Marvin Harrison (2002-2006) and Reggie Wayne (2006-2009). Christensen also helped develop Austin Collie, who was named to *The Sporting News*, *Pro Football Weekly* and Pro Football Writers All-Rookie teams in 2009. Two of the players Christensen coached, Harrison and Wayne, currently rank first and second in team history in numerous career receiving categories including receptions, receiving yards, touchdowns and 100-yard receiving games. Under Christensen's watch Harrison set franchise single-season records for receptions (143 in 2002), most games with at least 10 receptions (six in 2002), receiving yards (1,722 in 2002), 100-yard receiving games (10 in 2002) and touchdown receptions (15 in 2004).

Christensen spent six seasons at Tampa Bay, working with the tight ends from 1996-1998 and quarterbacks from 1999-2000, before being named offensive coordinator in 2001. As offensive coordinator, he helped wide receiver Keyshawn Johnson set a franchise-best 106 receptions while quarterback Brad Johnson registered a franchise-best 340 completions. While in Tampa Bay, the Buccaneers made four playoff appearances.

Before joining the Buccaneers, Christensen spent two seasons (1994-1995) as co-offensive coordinator/quarterbacks coach at Clemson. From 1992-1993, he served as quarterbacks coach at Maryland, helping put together offenses that ranked in the top five nationally in both seasons with the Terrapins.

In 1991, Christensen served as running backs coach at South Carolina. He was receivers/tight ends coach at Holy Cross in 1989, and was promoted to offensive coordinator in 1990.

From 1986-1988, Christensen was the offensive coordinator, running backs coach and quarterbacks coach at East Carolina while taking charge of recruiting at the school. He oversaw quarterbacks and running backs at Temple from 1983-1985, after serving as a quarterbacks and receivers coach at East Tennessee State from 1980-1982. Christensen began his coaching career as a graduate assistant at Mississippi in 1979.

Christensen was an All-America quarterback at Fresno City Junior College in 1975, before transferring to North Carolina (1977-1978), leading the Tar Heels to Peach and Liberty Bowl bids. Christensen holds a bachelor's degree in industrial relations from North Carolina.

Christensen was born in Los Angeles. He and his wife, Debbie, have three daughters, Rachel, Rebecca and Ruth.

ADMINISTRATION

COACHING
STAFFFOOTBALL
OPERATIONSFOOTBALL
STAFF

PLAYERS

2011 SEASON
IN REVIEWCOLTS
HISTORY

RECORDS

COLTS IN THE
COMMUNITY



COACHING CAREER

1979	Mississippi	Graduate Assistant	1992-1993	Maryland	Quarterbacks
1980-1982	East Tennessee State	Quarterbacks/Wide Receivers	1994-1995	Clemson	Co-Offensive Coordinator/ Quarterbacks
1983-1985	Temple	Quarterbacks/Wide Receivers	1996-1998	Tampa Bay Buccaneers	Tight Ends
1986-1988	East Carolina	Offensive Coordinator/ Running Backs/ Quarterbacks	1999-2000	Tampa Bay Buccaneers	Quarterbacks
1989	Holy Cross	Receivers/Tight Ends	2001	Tampa Bay Buccaneers	Offensive Coordinator
1990	Holy Cross	Offensive Coordinator	2002-2007	Indianapolis Colts	Wide Receivers
1991	South Carolina	Running Backs	2008-2009	Indianapolis Colts	Assistant Head Coach/ Wide Receivers
			2010-2011	Indianapolis Colts	Offensive Coordinator
			2012	Indianapolis Colts	Quarterbacks



GARY EMANUEL
DEFENSIVE LINE COACH

JOINED COLTS: 2012
YEARS IN NFL: 3 YEARS

COLLEGE: PLYMOUTH STATE
HOMETOWN: NEW LONDON, CT

Gary Emanuel begins his first season as defensive line coach with the Indianapolis Colts after spending the past two years at Purdue, overseeing the Boilermaker defense.

Emanuel started his second stint at Purdue in 2010, serving as the defensive line coach and sharing the role of defensive coordinator before fully taking over defensive coordinator duties in 2011. He previously was an assistant with the Boilermakers from 1997-2004, coaching defensive tackles (1997-1999) and defensive ends (2000-2004) and serving as an assistant head coach for his final two seasons (2003-2004).

In his first season back at Purdue (2010), Emanuel mentored a defense that finished first in the Big Ten in both sacks (33.0) and tackles for loss (91.0), while also helping to improve Purdue's rushing defense that finished last in the conference in 2009 to sixth in 2010. The Boilermakers surrendered 426 less rushing yards in 2010 than the previous season, an average of 35.5 fewer yards per game. Emanuel also capped the development of All-America selection, Ryan Kerrigan in 2010. In his lone season in working with the defensive end, Emanuel helped Kerrigan lead the nation in tackles for loss, lead the conference in sacks and earn Big Ten Defensive Player and Lineman of the Year honors, as well as the first unanimous All-America recognition by a Boilermaker defender in school history.

From 2005-2006, Emanuel coached the defensive line for the San Francisco 49ers. He made a one-year stop at San Jose State (2007) prior to joining the Rutgers coaching staff as the defensive line coach from 2008-2009.

In his previous tenure at Purdue (1997-2004), the Boilermakers ranked seventh or better in rushing defense in the Big Ten each year, including second in 2004 and third in 2000, 2001 and 2003. The team's averages of 96.4 and 105.3 yards allowed per game in 2003 and 2004 ranked 10th and 14th nationally. Emanuel coached defensive end Akin Ayodele who was named a first-team All-Big Ten choice in 2001 and has played eight seasons in the NFL with the Jacksonville Jaguars, Dallas Cowboys and Miami Dolphins. Emanuel also guided defensive end Ray Edwards (Atlanta Falcons), defensive end Shaun Phillips (San Diego Chargers) and defensive end Anthony Spencer (Dallas Cowboys).

All told, Emanuel has coached 16 players who have gone on to play in the NFL and have been part of 14 teams that played in bowl games, including nine at Purdue.

Emanuel was one of 26 coaches invited to participate in the NCAA's annual Expert Coaches Academy in 2007. He has had five internships/fellowships with NFL teams, including: Buffalo Bills (1992), Chicago Bears (1995), Cleveland Browns (1999), Arizona Cardinals (2000) and Oakland Raiders (2001).

ADMINISTRATION

COACHING STAFF

FOOTBALL OPERATIONS

FOOTBALL STAFF

PLAYERS

2011 SEASON IN REVIEW

COLTS HISTORY

RECORDS

COLTS IN THE COMMUNITY



Emanuel was defensive line coach at Washington State from 1994-1996. In 1994, the Cougars ranked second in the NCAA in total defense (229.0 ypg.), third in scoring defense (12.1 ppg.) and third in rushing defense (73.8 ypg.). From 1991-1993, he served in the same capacity at Syracuse, helping the defense rank 11th and fifth in the NCAA in 1991 and 1992 respectively. Emanuel was an assistant coach at Dartmouth from 1988-1991, Massachusetts 1986-1988, West Chester from 1985-1986 and at Plymouth State from 1981-1984. He also served as Plymouth State's head basketball coach from 1983-1985.

A native of New London, Conn., Emanuel attended Westchester Community College in Valhalla, N.Y., from 1976-1978. He started at offensive guard both years, serving as team co-captain and earning first-team NCSA All-America honors as a freshman. He played in the 1977 Junior College Coastal Conference All-Star game. Emanuel then moved on to Plymouth State to earn a bachelor's degree in physical education in 1982 while playing football for two seasons.

In 2011, Emanuel was one of seven coaches invited to the NCAA's Champion Forum, which features a select group of football coaches who have been identified as potential candidates for head football coaching positions at NCAA colleges or universities.

Emanuel is married to his wife, Angela.

COACHING CAREER

1981	Plymouth State	Assistant Offensive Line	2005-2006	San Francisco 49ers	Defensive Line
1982-1984	Plymouth State	Offensive Coordinator/ Offensive Line	2007	San Jose State	Defensive Line
1985-1986	West Chester	Defensive Line	2008-2009	Rutgers	Defensive Line
1986-1988	Massachusetts	Outside Linebackers	2010	Purdue	Co-Defensive Coordinator/ Defensive Line
1988-1991	Dartmouth	Defensive Line	2011	Purdue	Defensive Coordinator/ Defensive Line
1991-1993	Syracuse	Defensive Line	2012	Indianapolis Colts	Defensive Line
1994-1996	Washington State	Defensive Line			
1997-1999	Purdue	Defensive Tackles			
2000-2002	Purdue	Defensive Ends			
2003-2004	Purdue	Assistant Head Coach/ Defensive Ends			



JEFF FITZGERALD

LINEBACKERS COACH

JOINED COLTS: 2012
YEARS IN NFL: 19 YEARS

COLLEGE: OREGON STATE
HOMETOWN: BURBANK, CA

Jeff Fitzgerald enters his 19th season coaching in the NFL and his first with the Indianapolis Colts after taking the position of linebackers coach on February 14, 2012.

Fitzgerald spent the last four seasons as the linebackers coach of the Cincinnati Bengals. In 2011, the Bengals defense was among the best in the NFL, ranking seventh overall (316.3 ypg.), ninth in passing defense (211.6 ypg.), 10th against the run (104.7 ypg.) and ninth in points allowed (20.2 ppg.). Fitzgerald coached linebacker Thomas Howard who led the team in tackles (120) in his first season with the club. In 2010, Cincinnati linebackers Dhani Jones, Keith Rivers and Rey Mauluga finished first, second and third on the team in tackles, respectively.

Prior to joining the Bengals, Fitzgerald directed the Baltimore Ravens linebackers for four seasons (2004-2007). In 2006, he became only the second linebackers coach in NFL history to have four of his players named to the Pro Bowl in the same season (Ray Lewis, Bart Scott, Terrell Suggs and Adalius Thomas).

From 1994-1997, Fitzgerald worked as an assistant coach at San Diego State and then moved on to mentor linebackers with the Washington Redskins (1998-1999) and Arizona Cardinals (2000-2003).

Fitzgerald started his NFL coaching career with the Tampa Bay Buccaneers, assisting with their defensive backs and special teams for four seasons (1990-1993), while also working in computer and video operations.



Prior to entering the NFL, FitzGerald served as a graduate assistant coach at the University of Cincinnati (1985) and the University of Alabama (1986-1987), where he earned a master's degree in education, before being promoted to a full-time assistant at Alabama (1988-1989).

FitzGerald is a native of Burbank, Calif., and played linebacker collegiately at Oregon State before transferring to Cal State-Northridge. While attending Cal State-Northridge, he worked as an assistant coach at John Burroughs High School (1981-1982) and Burbank High School (1983-1984).

A professionally trained race car driver, FitzGerald enjoys spending his time off instructing new drivers throughout the country with the Richard Petty Driving Experience. He has also traveled to Korea, Hong Kong, Australia, New Zealand, Fiji, Indonesia and throughout Europe.

COACHING CAREER

1985	University of Cincinnati	Graduate Assistant	1988-1999	Washington Redskins	Defensive Assistant/ Linebackers
1986-1987	Alabama	Graduate Assistant	2000	Arizona Cardinals	Quality Control Coach
1988-1989	Alabama	Assistant Coach	2001-2003	Arizona Cardinals	Linebackers
1990-1993	Tampa Bay Buccaneers	Defensive Backs/Special Teams	2004-2007	Baltimore Ravens	Linebackers
1994-1997	San Diego State	Linebackers	2008-2011	Cincinnati Bengals	Linebackers
			2012	Indianapolis Colts	Linebackers



JOE GILBERT

ASSISTANT OFFENSIVE LINE COACH

JOINED COLTS: 2012
YEARS IN NFL: 1 YEAR

COLLEGE: HAMILTON COLLEGE
HOMETOWN: HORSEHEADS, NY

Joe Gilbert, a veteran of more than 25 years in coaching, enters his first season as assistant offensive line coach for the Indianapolis Colts.

Gilbert spent the past three seasons at the University of Illinois. He was the assistant head coach/offensive line from 2010-2011 and joined the Illini as the team's offensive line coach in 2009. Gilbert guided an Illinois offensive line in 2010 that paved the way for school records in total points and points per game, as well as running back Mikel Leshoure's school record 1,697 rushing yards. The Illini led the Big Ten and ranked 11th in the nation in rushing.

In 2009, Gilbert guided an offensive line that assisted the team in averaging over 200 yards rushing per game, which ranked second in the conference and 17th nationally. He tutored second-team All-America selection, Jon Asamoah, who was the team MVP, becoming the first offensive lineman to earn the honor since 1976 and currently plays for the Kansas City Chiefs. While at Illinois, Gilbert also tutored Jeff Allen who was selected in the second round of the 2012 NFL Draft by the Chiefs.

Before coming to Illinois, Gilbert spent one season at the University of Houston, where he led an offensive line that ranked second in the nation in passing and total offense and 10th in scoring offense. The Cougars averaged 562 yards of total offense and 40 points per game as the line blocked for quarterback Case Keenum's 400 yards of total offense per game.

Gilbert arrived in Houston after spending the 2007 campaign at the University of Toledo. He coached the tight ends in 2007, his second stint on the Rockets' coaching staff. Gilbert worked with the offensive line at Toledo from 2001-2003 before leaving to take the offensive line coaching position at the University of Central Florida, where he spent three seasons (2004-2006).

In 2006, UCF ranked 30th nationally in passing offense (233.75 ypg.) and 34th in total offense (373.2 ypg.). Golden Knights offensive lineman Kyle Smith earned honorable mention All-Conference USA accolades under Gilbert's tutelage. Gilbert's offensive line was one of Central Florida's most consistent units in 2005. The unit helped pave the way for Conference USA Freshman of the Year Kevin Smith, who totaled 1,178 yards on the ground from his tailback position.



Center Cedric Gagne-Marcoux garnered Conference USA All-Conference first-team recognition, while guard L.J. Anderson and tackle Patrick Brown earned All-Freshman Team honors.

During his first stint at Toledo, Gilbert helped develop one of the nation's top offensive lines and also helped groom future New England Patriots starter Nick Kaczur. In 2001, Gilbert guided the Rocket offensive line to an outstanding season, helping pave the way for Mid-American Conference and Motor City Bowl championships. Toledo ranked 13th in the nation in total offense (444.5 ypg.), 16th in scoring offense (34.9 ppg.) and 17th in rushing offense (213.4 ypg.) that season. Gilbert's offensive line enjoyed a banner season in 2002 as the Rockets ranked fifth in the nation in total offense (472.2 ypg.), 11th in scoring (35.4 ppg.) and 16th in rushing (214.3 ypg.), while earning a second MAC West title and a repeat visit to the Motor City Bowl. Kaczur and center Chris Tumihello earned first-team All-MAC honors. In 2003, the Rockets ranked 11th in the country in total offense (462.7 ypg.) and sixth in passing efficiency (155.5). Kaczur made first-team All-MAC while fellow offensive tackle Erik Faasen earned second-team honors.

Gilbert also worked as a head coach at Mansfield (Pa.) in 2000, and as an assistant coach at Maine from 1994-1999, including four years as offensive coordinator. During his tenure with the Black Bears, Gilbert directed an offense that set 11 school and five NCAA I-AA records. Prior to coaching at Maine, Gilbert was the offensive line coach and recruiting coordinator at Northeastern from 1991-1993, and assistant line coach and recruiting coordinator at Pennsylvania from 1989-1990.

Gilbert was a standout at Horseheads (N.Y.) High School where he earned All-Twin-Tier honors before attending Hamilton College in Clinton, N.Y. A four-year starter on the offensive line at Hamilton, Gilbert was a three-time all-conference selection, and in his senior season, became the first Hamilton player to earn first-team All-America honors.

A 1983 graduate of Horseheads High School, Gilbert earned a bachelor's degree in government at Hamilton in 1987. He and his wife, Cheryl, have a daughter, Madison, and three sons, Nicholas, Joseph and Timothy.

COACHING CAREER

1987-1988	Albany	Graduate Assistant	2007	Toledo	Tight Ends
1989-1990	Pennsylvania	Recruiting Coordinator	2008	Houston	Offensive Line
1991-1993	Northeastern	Offensive Line	2009	Illinois	Offensive Line
1994-1995	Maine	Offensive Line	2010-2011	Illinois	Assistant Head Coach/ Offensive Line
1996-1999	Maine	Offensive Coordinator			
2000	Mansfield (Pa.)	Head Coach	2012	Indianapolis Colts	Assistant Offensive Line
2001-2003	Toledo	Offensive Line			
2004-2006	Central Florida	Offensive Line			



MIKE GILLHAMER

SECONDARY COACH

JOINED COLTS: 2012
YEARS IN NFL: 12 YEARS

COLLEGE: HUMBOLDT STATE
HOMETOWN: FRESNO, CA

Mike Gillhamer enters his first year as secondary coach of the Indianapolis Colts after spending last season in the same capacity at the University of Illinois.

Possessing over three decades of coaching experience, Gillhamer made an immediate impact with the Illini secondary, which helped lead the school to a No. 4 national ranking in pass defense in 2011. His four starters in the secondary all ranked in the top nine on the team in tackles.

Prior to coaching at Illinois, Gillhamer spent seven seasons with the Carolina Panthers, working with the safeties. In his first season with Carolina in 2004, his tutelage played a role in the Panthers' defense that led the NFL with a team-record 26 interceptions and ranked second in the league with 38 takeaways.

Before his time with the Panthers, Gillhamer was the defensive coordinator and safeties coach at Louisville in 2003, and the secondary coach at Oregon from 2001-2002. He helped the Ducks to a Fiesta Bowl victory and a final No. 2 national ranking in 2001.



Gillhamer began his NFL coaching career as an offensive assistant with the New York Giants in 1997. He assisted with the running backs during his first three seasons before taking over as the running backs coach in 2000. The Giants advanced to the Super Bowl and ranked third in the NFC in rushing in 2000.

Gillhamer broke into coaching at the College of Sequoias in Visalia, Calif., from 1979-1983, overseeing the defensive line for one season before coaching the defensive backs for the remainder of his tenure. He was then the defensive backs coach at Weber State in 1984, Utah from 1985-1989 and San Jose State from 1990-1993. Gillhamer moved to Nevada from 1994-1995, where he handled the secondary in his first season and served as the defensive coordinator in 1995. He also worked as the secondary coach at Rutgers in 1996. Gillhamer served as a guest assistant coach with the Ottawa Rough Riders in the Canadian Football League in 1988.

A native of Fresno, Calif., Gillhamer played defensive back at Carroll College (Mont.) in 1972, Wenatchee Junior College (Wash.) in 1973 and Humboldt State (Calif.) from 1974-1975, where he was named the team's most valuable defensive back as a senior. He also played baseball and ran track for the Lumberjacks. Gillhamer graduated with a degree in physical education from Humboldt State in 1976 and received his master's degree in special education in 1981.

Gillhamer has two daughters, Meagen and Taylor.

COACHING CAREER

1979	College of the Sequoias	Defensive Line	2000	New York Giants	Running Backs
1980-1983	College of the Sequoias	Secondary	2001-2002	Oregon	Secondary
1984	Weber State	Secondary	2003	Louisville	Defensive
1985-1989	Utah	Secondary			Coordinator/Safeties
1990-1993	San Jose State	Secondary	2004-2008	Carolina Panthers	Safeties
1994	Nevada	Secondary	2009-2010	Carolina Panthers	Secondary
1995	Nevada	Defensive Coordinator	2011	Illinois	Secondary
			2012	Indianapolis Colts	Secondary
1996	Rutgers	Secondary			
1997-1999	New York Giants	Offensive Assistant			



FRANK GIUFRE

OFFENSIVE QUALITY CONTROL COACH

JOINED COLTS: 2012
YEARS IN NFL: 1 YEAR

COLLEGE: SYRACUSE
HOMETOWN: CANASTOTA, NY

Frank Giufre joins the Indianapolis Colts as the team's offensive quality control coach after spending the previous five seasons as the run game coordinator, offensive line coach and tight ends coach at the University of Maine.

While at Maine, Giufre coached five offensive linemen who earned All-CAA honors. In each of his first three seasons, the offensive line ranked in the top 18 nationally in fewest sacks allowed. Maine also finished in the CAA top four in rushing in each of Giufre's first two seasons, including paving the way for running back Jhamal Fluellen to rush for 1,052 yards in 2007.

Prior to coaching at Maine, Giufre spent the previous three seasons as the offensive line coach at Sacred Heart. In 2004, Sacred Heart led the Northeast Conference in fewest quarterback sacks allowed with 13.0. Giufre's offensive line cleared the way for running back Ed Pricolo to earn NCAA FCS All-America honors in 2004 and 2005.

Giufre started his collegiate coaching career as a graduate assistant at the University of Miami (2001-2003), working with the offensive and defensive lines and the tight ends. During his time with Miami, the Hurricanes won the 2001 National Championship with a 37-14 victory over Nebraska in the Rose Bowl and defeated Florida State in the 2004 Orange Bowl.

Giufre started his coaching career at Christian Brothers Academy High School in Syracuse, N.Y., where he coached the offensive line during the 2000 season.

Giufre was a two-year letterman as a guard and center at Syracuse. He made five bowl appearances with the Orangemen, suiting up for the Music City Bowl, Orange Bowl, Fiesta Bowl, Liberty Bowl and Gator Bowl. He earned his bachelor's degree in health and exercise science.

Giufre and his wife, Jessica, have one son, James.

ADMINISTRATION

COACHING
STAFFFOOTBALL
OPERATIONSFOOTBALL
STAFF

PLAYERS

2011 SEASON
IN REVIEWCOLTS
HISTORY

RECORDS

COLTS IN THE
COMMUNITY

**COACHING CAREER**

2001-2003	University of Miami	Graduate Assistant	2012	Indianapolis Colts	Offensive Quality Control
2004-2006	Sacred Heart	Offensive Line			
2007-2011	Maine	Run Game Coordinator/Offensive Line/Tight Ends			



HAROLD GOODWIN

OFFENSIVE LINE COACH

JOINED COLTS: 2012
YEARS IN NFL: 9 YEARS

COLLEGE: MICHIGAN
HOMETOWN: COLUMBIA, SC

Harold Goodwin joins the Colts as the offensive line coach after spending the past five seasons as an offensive assistant with the Pittsburgh Steelers.

While with the Steelers, Goodwin worked closely with the offensive line, which consistently helped produce one of the NFL's top rushing attacks. During his tenure in Pittsburgh, the Steelers averaged 118.5 rushing yards per game.

In 2010, Goodwin assisted in the development of rookie center Maurkice Pouncey, who started all 16 regular season games, earned a trip to the Pro Bowl and was named to *The Sporting News* and PFV/PFWA All-Rookie teams. Pouncey was the first Steelers rookie to start his first NFL game since Marvel Smith in 2000.

Goodwin got his start in the NFL with the Chicago Bears, spending three seasons as the assistant offensive line coach (2004-2006). During that span, the Bears ranked 10th in the NFL averaging 117.5 yards per game.

Prior to joining the Bears, Goodwin was the offensive line coach at Central Michigan from 2000-2003, where he worked with future pros Eric Ghiaciuc and Adam Kieft. Goodwin also served as the assistant head coach in 2003.

Goodwin began his coaching career at Eastern Michigan where he spent the 1998 season overseeing the tight ends and offensive tackles. In 1999, he transitioned to coaching the team's offensive line.

A native of Columbia, S.C., Goodwin was an offensive lineman at Michigan from 1992-1994, and spent the next two years as a student assistant with the Wolverines. He served as a graduate assistant for Michigan when the Wolverines won the national title in 1997 and worked with an offensive line which featured three future pros in Steve Hutchinson, Jon Jansen and Jeff Backus.

Goodwin's brother, Jonathan, is an offensive lineman for the San Francisco 49ers. Jonathan made the Pro Bowl in 2010 as a member of the New Orleans Saints.

Goodwin graduated from Michigan in 1996 with a degree in management/communications. He and his wife, Monica, have three children, Kylee, Mlyia and Bryson.

COACHING CAREER

1995-1996	Michigan	Student Assistant	2003	Central Michigan	Assistant Head Coach/Offensive Line
1997	Michigan	Graduate Assistant			
1998	Eastern Michigan	Tight Ends/Offensive Tackles	2004-2006	Chicago Bears	Assistant Offensive Line
1999	Eastern Michigan	Offensive Line	2007-2011	Pittsburgh Steelers	Offensive Assistant
2000-2002	Central Michigan	Offensive Line	2012	Indianapolis Colts	Offensive Line



RICHARD HOWELL

ASSISTANT STRENGTH AND CONDITIONING COACH

**JOINED COLTS: 2000
YEARS IN NFL: 13 YEARS**

**COLLEGE: DAVIDSON
HOMETOWN: BLADENBORO, NC**

Richard Howell is in his 13th season as assistant strength and conditioning coach of the Indianapolis Colts.

Howell is responsible for assisting head strength and conditioning coach Roger Marandino in all aspects of the club's conditioning program. While with the Colts, Howell has also assisted in coordinating player development programs (2009-2011), one of which was honored by the NFL in 2009 as the league's Outstanding Financial Education Program.

Howell previously served as a graduate assistant at North Carolina in the strength and conditioning department and was the head strength and conditioning coach for the Barcelona Dragons of the NFL Europe in 1999.

Howell started his coaching career as an assistant coach at Davidson College from 1994-1998 and spent the summer of 1997 as an intern in the Carolina Panthers scouting department.

Howell was a quarterback at Davidson (1990-1993) and was the team captain as a senior. Upon graduation, he held five school records and finished his senior season ranked fourth nationally in scoring for Division I-AA football. Howell played one season for Akersberga in a Sweden league. He holds a bachelor's degree in biology from Davidson.

Howell is married and has three children.

COACHING CAREER

1994-1998	Davidson	Assistant Coach	2000-2012	Indianapolis Colts	Assistant Strength and Conditioning
1998-1999	North Carolina	Graduate Assistant			
1999	Barcelona Dragons	Strength and Conditioning Coach			



ROGER MARANDINO

STRENGTH AND CONDITIONING COACH

**JOINED COLTS: 2012
YEARS IN NFL: 2 YEARS**

**COLLEGE: KEAN UNIVERSITY (UNDER-GRADUATE), CONNECTICUT (GRADUATE)
HOMETOWN: ELMER, NJ**

Roger Marandino joined the Colts as their strength and conditioning coach on February 2, 2012.

Marandino, who holds 20 years of experience in the field, comes to Indianapolis from the Philadelphia Eagles, where he served as the team's assistant strength and conditioning coach for the 2011 season.

From 1995-2011, Marandino served as the director of strength and conditioning for Brown University, which holds the third-largest athletic program in the country. He was responsible for developing and implementing all components of the school's Classic Olympic style program with an emphasis on proper training and technique.

Marandino also holds two years of experience as the graduate assistant strength and conditioning coach at the University of Connecticut from 1993-1995. His focus was mainly on the school's football, men's and women's basketball, men's soccer and baseball teams. During his stay, Marandino was a Health, Fitness and Weight Training Instructor at UConn for the Department of Exercise, Sport and Leisure. He instructed undergraduate and graduate students during a 16-week credit course that included nutrition, cardiovascular, weight training and fundamental principles of health and wellness.

Following his graduation from Kean University of N.J., Marandino held a strength and conditioning internship at the University of Pacific in Stockton, Calif. He also earned his master's degree from UConn with a concentration on biomechanics and motor control.

ADMINISTRATION

COACHING
STAFFFOOTBALL
OPERATIONSFOOTBALL
STAFF

PLAYERS

2011 SEASON
IN REVIEWCOLTS
HISTORY

RECORDS

COLTS IN THE
COMMUNITY



In 2000, Marandino was named the National Strength and Conditioning Association Collegiate Strength and Conditioning Professional of the Year. He holds a Collegiate Strength and Conditioning Coaches Association CSSS Certification as well as being a certified strength and conditioning specialist by the NSCA. Marandino also holds the Master Strength Coach Distinction, which he was honored with in May of 2012 from the Collegiate Strength and Conditioning Association.

A former drug free power lifting competitor, Marandino has won three national championships.

Marandino and his wife, Caroline, have two daughters, Annabella and Susanna. Marandino was born in Elmer, N.J.

COACHING CAREER

1993-1995	Connecticut	Graduate Assistant Strength and Conditioning	2011	Philadelphia Eagles	Assistant Strength and Conditioning
1995-2011	Brown	Director of Strength and Conditioning	2012	Indianapolis Colts	Strength and Conditioning



ALFREDO ROBERTS

TIGHT ENDS COACH

JOINED COLTS: 2012
YEARS IN NFL: 10 YEARS

COLLEGE: MIAMI
HOMETOWN: FT. LAUDERDALE, FL

Alfredo Roberts is entering his first season as tight ends coach for the Indianapolis Colts after spending the last three years in the same position with the Tampa Bay Buccaneers.

In 2011, under Roberts' watch, tight end Kellen Winslow led the Buccaneers in receptions (75) and finished second on the team in receiving yards (763), while extending his streak of consecutive games with at least one reception to 92.

In his first season in Tampa Bay (2009), Roberts helped Winslow put together one of the best seasons by a tight end in team history. Winslow finished first on the team in receptions (77) and receiving yards (884), both setting single-season records for a tight end. He also led the team with five receiving touchdowns, matching his single-season career-high and tied for the fourth-most in a single season among Buccaneer tight ends.

Prior to joining the Buccaneers, Roberts spent two seasons with the Cleveland Browns coaching Steve Heiden and Winslow, who recorded 125 receptions for 1,534 yards and eight touchdowns from 2007-2008. In 2007, Winslow was one of the most dominating tight ends in the game, setting a career-high with 1,106 yards and five touchdowns. He was named to his first Pro Bowl that season and ranked third among NFL tight ends with his 82 receptions and 1,106 yards.

Roberts served as the tight ends coach for the Jacksonville Jaguars from 2003-2006 and worked with veteran tight ends Kyle Brady, Brian Jones and Todd Yoder. He also tutored promising young tight ends George Wrihster (39 receptions for 353 yards in 2006) and the Jaguars first-round selection Mercedes Lewis (13 receptions for 126 yards in 2006).

Prior to joining the Jaguars staff, Roberts was a member of the inaugural coaching staff at Florida Atlantic University from 1999-2002. Roberts served as wide receivers coach for his final two seasons at Florida Atlantic before leaving for the NFL.

Roberts attended the University of Miami from 1983-1987, where he was a member of two national championship teams. The first was under Howard Schnellenberger in 1983, which was the school's first championship, and again in 1987 under Jimmy Johnson. Roberts played on five bowl teams for the Hurricanes, including two Orange Bowls, two Fiesta Bowls and one Sugar Bowl.

Roberts was an eighth-round pick by Kansas City in the 1988 NFL Draft, spending three seasons with the Chiefs. In 1991, he joined the Dallas Cowboys and was part of two Super Bowl championship teams under the guidance of Jimmy Johnson, in 1992 and 1993. Roberts played in every game for five consecutive seasons until his career ended in 1994 following foot and knee injuries.

Roberts and his wife, Angel, have twin sons, Avery and Austin, and one daughter, Alyssa.

**COACHING CAREER**

1999-2000	Florida Atlantic	Assistant Coach	2007-2008	Cleveland Browns	Tight Ends
2001-2002	Florida Atlantic	Wide Receivers	2009-2011	Tampa Bay Buccaneers	Tight Ends
2003-2006	Jacksonville Jaguars	Tight Ends	2012	Indianapolis Colts	Tight Ends



DAVID WALKER

RUNNING BACKS COACH

JOINED COLTS: 2011
YEARS IN NFL: 2 YEARS

COLLEGE: SYRACUSE
HOMETOWN: ROCHESTER, NY

David Walker returns for his second season as running backs coach for the Indianapolis Colts after spending 16 years coaching in the college ranks.

In his first season with the Colts, Walker helped the Indianapolis backfield put together one of their best seasons in recent years. His unit gained 1,594 rushing yards, which was the most by any Colts offense since 2007. On the season, the Colts averaged 4.17 yards per carry, the most for Indianapolis since 2004. Walker helped running back Donald Brown set career highs in rushing yards (645), which was the highest total for a Colts back since 2007, and rushing touchdowns (five). Brown also set his single-game career-high by gaining 161 rushing yards in a Week 15 meeting against Tennessee. Walker worked closely with rookie Delone Carter, who totaled 101 rushes for 377 yards and two touchdowns. Carter's rushing total ranked third in the AFC among rookies and was the most for a Colts rookie since 2006.

Prior to joining the Colts, Walker spent six seasons as the running backs coach at the University of Pittsburgh. In 2010, running backs Dion Lewis and Ray Graham combined for 1,983 rushing yards and 21 touchdowns and finished in the top 60 among national rushing leaders. During the 2009 season, Walker tutored Lewis as he rushed for 1,799 yards and 17 touchdowns while earning Big East Offensive Player of the Year and Rookie of the Year honors. From 2007-2008, Walker tutored future Philadelphia Eagles running back LeSean McCoy, who rushed for 2,816 yards and 36 touchdowns. McCoy was a unanimous All-Big East choice and was selected as Big East Offensive Player of the Year in 2008.

From 1995-2004, Walker served as the running backs coach at Syracuse, where he oversaw a school record four consecutive 1,000-yard rushers (2000-2003). He coached three of Syracuse's top seven all-time leading rushers, including Walter Reyes (3,424 yards), the school's second all-time leading rusher.

In his collegiate coaching career, Walker worked with eight players who went on to play in the NFL. He started his coaching career in 1994 at Miami's Carol City High School.

Walker played running back at Syracuse, earning All-Big East honors twice. In 1992, he was a team captain as Syracuse finished sixth in the nation and beat Colorado in the Fiesta Bowl. He finished with 2,643 rushing yards, then the fourth-most in school history, ahead of former Heisman Trophy winner Ernie Davis and NFL Hall of Famer Jim Brown. Walker holds a bachelor's degree in physical education.

Walker was born in Rochester, N.Y. He and his wife, Marilin, have two sons, Jalen and Jordan.

COACHING CAREER

1994	Carol City High School	Assistant Coach	2005-2010	University of Pittsburgh	Running Backs
1995-2004	Syracuse	Running Backs	2011-2012	Indianapolis Colts	Running Backs

ADMINISTRATION

COACHING
STAFFFOOTBALL
OPERATIONSFOOTBALL
STAFF

PLAYERS

2011 SEASON
IN REVIEWCOLTS
HISTORY

RECORDS

COLTS IN THE
COMMUNITY



BRAD WHITE

DEFENSIVE QUALITY CONTROL COACH

JOINED COLTS: 2012
YEARS IN NFL: 1 YEAR

COLLEGE: WAKE FOREST
HOMETOWN: CONCORD, MA

Brad White enters his first season as the Indianapolis Colts defensive quality control coach after spending two seasons as the inside linebackers coach at the Air Force Academy.

While at Air Force, White was instrumental in the development of linebackers Jordan Waiwaiole and Brady Amack, who were each first year starters in 2010. Waiwaiole led the team in tackles with 96 in 2010, while Amack led the team with 136 in 2011.

Prior to coaching at the Air Force Academy, White spent the 2009 season as the safeties coach at Murray State. He started his coaching career at Wake Forest, where he was a defensive graduate assistant for the 2007-2008 seasons.

A graduate of Wake Forest, White started at linebacker for the Demon Deacons from 2002-2004. He finished his playing career with 227 tackles, 19.0 tackles for loss, 4.0 sacks and eight passes defended, while starting 34-of-35 games played. White was a three-time Academic All-ACC selection and was named to the 2004 CoSIDA Academic All-District III team. He was on the dean's list each semester and graduated from Wake Forest with a degree in analytical finance. White also received his master's in accounting.

White and his wife, Kate, have one daughter, Julia.

COACHING CAREER

2007-2008	Wake Forest	Defensive Graduate Assistant	2010-2011	Air Force Academy	Inside Linebackers
2009	Murray State	Safeties	2012	Indianapolis Colts	Defensive Quality Control



CHARLIE WILLIAMS

WIDE RECEIVERS COACH

JOINED COLTS: 2012
YEARS IN NFL: 7 YEARS

COLLEGE: COLORADO STATE
HOMETOWN: TORRANCE, CA

A 27-year coaching veteran, Charlie Williams enters his first season as wide receivers coach of the Indianapolis Colts.

Williams comes to Indianapolis after spending the previous five seasons (2007-2011) as the wide receivers coach at the University of North Carolina. While in Chapel Hill, Williams was responsible for the development of 2008 first-team All-ACC wide receiver Hakeem Nicks, who finished his three-year Carolina career with 14 school records. Nicks set school records for career and single-season receiving yardage and after a remarkable 217-yard performance in the Meineke Car Care Bowl, declared for the NFL Draft where he was selected in the first round (29th overall) by the New York Giants. In 2008, all three of Williams' starting wide receivers were selected in the NFL Draft, including Nicks, Brandon Tate and Brooks Foster.

Prior to North Carolina, Williams spent three seasons (2004-2006) coaching wide receivers at Arizona. With the Wildcats, Williams developed Syndric Steptoe into a big-play threat. Steptoe was the Wildcats' leading receiver in 2006 with 55 receptions for 568 yards. Mike Thomas, Arizona's second-leading receiver in 2006 with 50 catches, set the freshman school record with 52 receptions in 2005.

Williams also spent one season at South Carolina (2003), where he helped develop Troy Williamson into a 2005 first-round NFL draft pick of the Minnesota Vikings.



Williams earned his first NFL coaching experience, guiding wide receivers for the Tampa Bay Buccaneers (1996-2001) under Head Coach Tony Dungy. He helped tutor receivers such as Keyshawn Johnson, Reidel Anthony and Jacquez Green. Johnson was chosen to play in three Pro Bowls while Williams was his position coach. The 2000 and 2001 Tampa Bay offenses set several franchise offensive records and the team advanced to the playoffs four times during his tenure.

Prior to his NFL stint, Williams was the wide receivers coach for three seasons at the University of Miami. In 1993 and 1994, Williams coached Chris T. Jones, who led the Hurricanes in receiving both years and had a total of 90 catches for 1,462 yards. The 1993 Hurricanes (9-3) played Arizona in the Fiesta Bowl and Jones led Miami with six catches for 98 yards. Williams was part of the 1994 Miami staff that led the Hurricanes to a 10-2 finish and played Nebraska in the Orange Bowl.

A native of Long Beach, Calif., Williams began his coaching career at Long Beach City College in 1984. He worked two years at New Mexico State (1986-1987), four seasons at TCU (1988-1991) and one year at Minnesota (1992) before joining the Miami program.

Williams played two years as a defensive back at Colorado State (1978-1979). He and his wife, Lisa, have two daughters, Sydney and Jada, and a son, Gregory.

COACHING CAREER

1984	Long Beach City College	Defensive Backs	1996-2001	Tampa Bay Buccaneers	Wide Receivers
1986-1987	New Mexico State	Running Backs	2003	South Carolina	Wide Receivers
1988-1991	TCU	Wide Receivers/ Running Backs	2004-2006	Arizona	Wide Receivers
1992	Minnesota	Wide Receivers	2007-2011	North Carolina	Wide Receivers
1993-1995	University of Miami	Wide Receivers	2012	Indianapolis Colts	Wide Receivers

ADMINISTRATION

COACHING
STAFF

FOOTBALL
OPERATIONS

FOOTBALL
STAFF

PLAYERS

2011 SEASON
IN REVIEW

COLTS
HISTORY

RECORDS

COLTS IN THE
COMMUNITY



WIDE RECEIVER
REGGIE WAYNE



**FOOTBALL
OPERATIONS**



TOM TELESKO

VICE PRESIDENT OF FOOTBALL OPERATIONS

Tom Telesco enters his 15th season with the Colts and his first as the team's vice president of football operations. He was promoted to his new role on February 8, 2012. In his previous 14 seasons, Telesco served as the director of player personnel (2006-2011), director of pro scouting (2004-2005), pro scout (2001-2003) and area scout (1998-2000). In 1995, Telesco began his NFL career as a scouting assistant for the Carolina Panthers. He served in that role for two seasons before becoming an area scout in 1997. Telesco also worked as a summer intern for the Buffalo Bills (1991-1994). He played wide receiver for John Carroll University and was a starter on the Blue Streak Ohio Athletic Conference title team in 1994. Telesco graduated the following year with a business management degree. He was born on December 12, 1972 in Buffalo, N.Y. and is married to the former Larah Connolly of Queensbury, N.Y. Tom and Larah reside in Carmel with their children, Elena, Thomas and Nicholas.



MIKE BLUEM

DIRECTOR OF FOOTBALL ADMINISTRATION

Mike Bluem enters his first season with the Indianapolis Colts as the team's director of football administration. The 2012 campaign will also mark his 18th season in the NFL. Bluem's primary responsibilities include negotiating player contracts as well as managing the salary cap and player budgets. He is also responsible for keeping the club in compliance with the Collective Bargaining Agreement and NFL player personnel rules. Bluem previously spent 17 years with the Denver Broncos beginning as an intern in college scouting in 1995. He served as the college scouting assistant before being named coordinator of college scouting operations in 2000. Bluem took on additional responsibilities with the salary cap in 2001 when he was named coordinator of football administration, a position he held until 2005 when he was promoted to director of football administration. A native of Lewisville, Texas, Bluem earned his bachelor's degree in sports management from Liberty University in 1995. He resides in Carmel with his wife, Shelley, and the two have six-year-old twins, Zackary and Kylie.



T.J. MCCREIGHT

DIRECTOR OF COLLEGE SCOUTING

T.J. McCreight joins the Colts after spending the last three seasons with the Arizona Cardinals where he served as the director of pro personnel. In addition to leading the pro personnel department, he assisted in pro scouting, advance scouting of opponents and unrestricted free agents. Prior to starting in Arizona in March of 2009, McCreight was with the Cleveland Browns for four years (2005-2008), including the final two seasons as the director of player personnel. He started his scouting career with the Baltimore Ravens where he spent eight seasons (1997-2004) as the team's national scout (2003-2004) and east coast area scout (1997-2002). McCreight graduated from Liberty University where he competed as a tight end. He began his coaching career as the receivers coach at Oberlin College in 1993 and then worked four seasons as the defensive line coach at Delaware State University. McCreight and his wife, Linda, have one son, Matthew, and one daughter, Maggie.



KEVIN ROGERS

ASSOCIATE DIRECTOR OF PRO PERSONNEL

Kevin Rogers is in his 12th season with the Colts and his third as associate director of pro personnel. Rogers initially joined the Colts as an operations intern during the 2001 training camp. He was a scouting assistant from 2001-2005 and a pro scout from 2006-2009. Rogers graduated from Villanova University in 2001 with a bachelor's degree in finance and was a quarterback on the Wildcats' football team. His father, Kevin Rogers Sr., is currently the associate head coach / quarterbacks coach at Temple University, and his sister, Megan, is the director, legal affairs for the Cleveland Browns. Rogers was born on February 3, 1979 in Columbus, Ohio, and is married to the former Danielle Klinger of McVeytown, Pa. They reside in Carmel with their son, Grady, and daughter, Lucille.



ANDREW BERRY

PRO SCOUTING COORDINATOR

Andrew Berry is in his fourth season with the club and his first as the team's pro scouting coordinator. He spent his first two years with the Colts as a scouting assistant before being elevated to pro scout in 2011. Berry was a four-year starter, three-time first-team All-Ivy League and two-time All-America choice at cornerback for Harvard University. He graduated Phi Beta Kappa and cum laude with a bachelor's degree in economics and master's degree in computer science in four years. Berry was born on March 30, 1987 in Willingboro, N.J. He resides with his wife, Brittan, in Carmel.



JON SHAW

PRO SCOUT

Jon Shaw was promoted to the position of pro scout on May 4, 2012. Shaw is entering his seventh season with the Colts having spent the previous six years as a scouting assistant. In 2006, he earned his start with the team as the football operations intern. In 2011, Shaw also served as a defensive assistant along with his scouting responsibilities. He was a four-year starter at defensive back for St. Lawrence University and graduated with a major in biology and a minor in sport studies. Shaw is a native of Buffalo, N.Y. and resides in Carmel.



TODD VASVARI

ASSISTANT DIRECTOR OF COLLEGE SCOUTING

Todd Vasvari enters his 15th season with the Indianapolis Colts and the first in his new role as assistant director of college scouting. In the last six seasons (2006-2011) Vasvari served as the team's eastern regional scout following a stint as the team's area scout. Vasvari worked as an area scout with the Carolina Panthers (1995-1997) prior to joining the Colts. He played tight end and earned a bachelor's degree in economics from Bloomsburg University in 1991. Vasvari worked three training camps (1989-1991) as an equipment assistant with the

Buffalo Bills and then worked as a substitute teacher and assistant football coach at Phillipsburg (N.J.) High School from 1992-1995. His father, Hal, was a scout with the Montreal Alouettes and coached at the United States Merchant Marine Academy. Vasvari is married to the former Jennifer DeFrain. They have two sons, Bryce Daniel (11) and Brady Andrew (2) and reside in Zionsville.



MARK ELLENZ

AREA SCOUT

Mark Ellenz is in his 12th season with the Colts and his sixth as an area scout. Ellenz joined the Colts in January of 2001 and served the previous five seasons as the team's scouting assistant. Prior to joining Indianapolis, he was an assistant defensive backs coach at the University of Wisconsin-La Crosse in 2000. Ellenz graduated from Wisconsin-La Crosse in 2001 with a master's degree in sport administration. He also earned a bachelor's degree in business administration from the University of St. Thomas in 1998, where he was a three-year

letterman at strong safety. Ellenz spent the 1998-1999 seasons as an assistant training camp coordinator with the New Orleans Saints. He was born on January 11, 1975 in Milwaukee, Wis. Mark and his wife, Sara, reside with their daughter, Isabel, in Zionsville.



BYRON LUSBY

AREA SCOUT

Byron Lusby is in his 16th season in the Colts' scouting department and his 15th as an area scout. Lusby joined the club's scouting department in 1997. He graduated from the University of Oklahoma in 1995 with a bachelor's degree in communication sciences and disorders. Lusby was born on August 21, 1972 in Lawton, Okla. He is married to the former Tenika Green of Houston. Byron and Tenika reside with their daughter, Brynn Elizabeth, and son, Noah Miles, in Frisco, Texas.

ADMINISTRATION

COACHING
STAFFFOOTBALL
OPERATIONSFOOTBALL
STAFF

PLAYERS

2011 SEASON
IN REVIEWCOLTS
HISTORY

RECORDS

COLTS IN THE
COMMUNITY

**JAMIE MOORE****AREA SCOUT**

Jamie Moore is in his seventh season in the Colts' scouting department and his fourth as an area scout. Moore served as a Colts scouting assistant from 2006-2008. He previously spent time as a recruiting assistant at Ball State from 2004-2005. Moore was also a football operations/player personnel intern with the Buffalo Bills in the summer of 2005. He was a defensive back at Tiffin University where he graduated with a bachelor's degree in sport management. Moore was born on September 20, 1981 in Tiffin, Ohio. He is married to his wife, Elizabeth, and the two reside in Indianapolis.

**DAVE RAZZANO****AREA SCOUT**

Dave Razzano enters his first season in the Indianapolis Colts' scouting department as an area scout. He holds 22 years of scouting experience, which includes stints with the San Francisco 49ers (1988-1992), St. Louis Rams (1992-2006) and Arizona Cardinals (2006-2009). Razzano assisted in building teams that have won three Super Bowls and five NFC Championships while working with the likes of legendary head coaches, Bill Walsh, George Seifert, Jon Gruden, Mike Holmgren, Chuck Knox and Dick Vermeil. He most recently served as an NFL analyst on sports talk radio 95.7 The Game every Sunday night with host Chris Townsend and former NFL star Dana Stubblefield.

**AHMAD RUSSELL****AREA SCOUT**

Ahmad Russell joins the Colts in his first season as an area scout following seven seasons as a member of the Philadelphia Eagles' player personnel department. He spent the 2011 campaign as a pro scout for the Eagles having previously spent five seasons as a college scout working primarily in the Northeast region. Russell interned with the Eagles' personnel department in 2004 and was then elevated as a college scouting assistant in 2005. He earned a bachelor's degree in Asian studies from Colgate where he was also a four-year letterman at linebacker. Russell went on to earn his master's degree in sports management from the University of Massachusetts in 2004.

**MATT TERPENING****AREA SCOUT**

Matt Terpening is in his 15th season in the Colts' scouting department and his 13th as an area scout. He graduated from Xavier University in 1998 with a bachelor's degree in sports management. Terpening was a member of the Xavier basketball team that reached the NCAA tournament in 1997 and 1998. The Musketeers also captured the Atlantic-10 Conference Tournament championship in 1998. He was a ball boy for the team in high school and served as a summer intern in the Colts' public relations office in 1997. Terpening's father, Bob, is also a former Colts executive vice president. Matt was born on June 25, 1976 in Baltimore, Md. He is married to Coral Pyck and the two reside in Westfield with their daughters, Stella and Gwenyth.

**ANTHONY FOYT IV****SCOUTING ASSISTANT**

Anthony Foyt IV is in his third season with the Colts as a scouting assistant. Foyt made the transition from the Indy Racing League, which he joined in 2003. He appeared in six Indianapolis 500 races. Foyt was born on May 25, 1984 and was raised in Hockley, Texas. He is married to Casey Irsay Foyt, and they reside in Indianapolis with their sons, Anthony Joseph Foyt, V and Lockey James.

ADMINISTRATION

COACHING
STAFFFOOTBALL
OPERATIONSFOOTBALL
STAFF

PLAYERS

2011 SEASON
IN REVIEWCOLTS
HISTORY

RECORDS

COLTS IN THE
COMMUNITY



JEFF BROWN

MANAGER OF OPERATIONS

Jeff Brown enters his 14th season with the Colts and second as a member of the football operations department. Following the 2011 campaign, Brown was promoted to his current role as manager of operations where he will manage team logistics and serve as a player/coach liaison. He previously served as the team's football operations assistant and equipment staff intern. Prior to joining the Colts, Brown spent four seasons as an assistant baseball coach at Butler University from 2007-2010. He graduated from Butler with a degree in public relations and advertising. Brown is married to the former Leah Olson of Traverse City, Mich. The two reside in Indianapolis.



DAVID THORNTON

DIRECTOR OF PLAYER ENGAGEMENT

David Thornton enters his first season with the Indianapolis Colts as the club's director of player engagement. Thornton spent nine seasons in the NFL, four of which with Indianapolis from 2002-2005 and the last five with the Tennessee Titans from 2006-2010. In 121 career games (102 starts), he totaled 730 tackles, 5.0 sacks, five interceptions, 10 forced fumbles, one fumble recovery and 25 passes defended. In 2007, with the Titans, Thornton was named the team's Ed Block Courage Award recipient. The following season, he was voted the club's Walter Payton Man of the Year, a distinction he also earned twice with the Colts (2003 and 2004). During his career, Thornton was also nominated for the NFL Player's Association's highest honor, the Byron "Whizzer" White Award on four occasions while receiving the President's Volunteer Service Award in 2008.



ADMINISTRATION

COACHING
STAFF

FOOTBALL
OPERATIONS

FOOTBALL
STAFF

PLAYERS

2011 SEASON
IN REVIEW

COLTS
HISTORY

RECORDS

COLTS IN THE
COMMUNITY

**DAVE HAMMER**
HEAD ATHLETIC TRAINER

Dave Hammer is in his 29th season with the Colts and his fourth as head athletic trainer. Hammer spent the 2006-2008 seasons in the associate head athletic trainer/team services position. He previously served 22 seasons as an assistant athletic trainer, having joined the club in July of 1984. Hammer served on the NATA Honors and Awards Sub-Committee from 1994-2005 and also served on the PFATS Executive Board from 1997-2002. He was a member of the undergraduate athletic training curriculum at West Virginia from 1977-1982 and a graduate assistant at Syracuse from 1982-1984 while earning a master's degree. Hammer spent the 1981 training camp as a member of the Colts' summer staff, along with serving with the club during parts of the 1981-1983 seasons. The Colts' training staff was honored in 1990 as the Pro Football Athletic Training Staff of the Year by the Professional Football Athletic Trainers Society. Born in Pittsburgh, Pa., on May 10, 1959, Dave and his wife, Sharon, reside with their children, Christopher (23) and Ashlee (20), in Brownsburg.

**ERIN BARILL**
DIRECTOR OF REHABILITATION

Erin Barill is in his 10th season with the Colts and his seventh as director of rehabilitation. Barill previously served as a physical therapist for the Colts from 2003-2005. He earned his bachelor's degree in secondary education and athletic training from West Virginia in 1992, and earned another bachelor's degree from WVU's School of Physical Therapy. Prior to working with the Colts, Barill spent 11 years as a physical therapist and athletic trainer at Methodist Sports Medicine Center, where he had both clinical and high school responsibilities. He was born on December 8, 1969 in Morgantown, W.Va. Barill and his wife, Shay, reside with their children, Rayne (5), Journey (3) and their newborn, Briggs, in Brownsburg.

**DAVE WALSTON**
ASSISTANT ATHLETIC TRAINER

Dave Walston is in his 20th season with the Colts and his 16th as a full-time assistant athletic trainer. Walston earned a master's degree from West Virginia University and a bachelor's degree from Salisbury State College. He previously served as the head athletic trainer at Bowie State University (1988-1990) in Bowie, Md., and at Morningside College (1990-1992) in Sioux City, Iowa. Walston was born on January 14, 1964 in Denton, Md. He resides with his wife, Steffani, and sons, Brayden (14) and Brooks (3), in Brownsburg.

**KYLE DAVIS**
ASSISTANT ATHLETIC TRAINER

Kyle Davis is in his fourth year with the Colts and his second as a full-time assistant athletic trainer. Davis previously served as a seasonal intern with the team during the 2008 and 2009 seasons. He earned a bachelor's degree in athletic training from East Central University in 2006 and a master's degree in education from ECU in 2008. Davis was born on December 2, 1983 in Pauls Valley, Okla. Kyle and his wife, Betty, reside in Indianapolis.

ADMINISTRATION

COACHING
STAFFFOOTBALL
OPERATIONSFOOTBALL
STAFF

PLAYERS

2011 SEASON
IN REVIEWCOLTS
HISTORY

RECORDS

COLTS IN THE
COMMUNITY



JON SCOTT

VICE PRESIDENT OF EQUIPMENT OPERATIONS

Jon Scott is in his 31st season with the Colts and his first as vice president of equipment operations. Scott originally joined the team in March of 1982. He started as an assistant equipment manager prior to being elevated to his previous role of equipment manager in November of 1982. Before joining Indianapolis on a full-time basis, Scott worked as an assistant equipment manager at Arizona State University for two years. His association with the Colts began when he worked as an assistant to the equipment manager during the club's 1979 and 1980 summer training camps. Scott received a bachelor's degree in physical education from Michigan State University in 1979, where he served as a student equipment manager from 1975-1979. He was born on December 18, 1956 and is a native of East Lansing, Mich. Scott and his wife, Mischelle, have three children, Amber, Brooke and Ian.



SEAN SULLIVAN

EQUIPMENT MANAGER

Sean Sullivan is in his 17th season with the Colts and his first as equipment manager. For the previous 10 years, Sullivan served as assistant equipment manager after being promoted from an assistant in March of 2002. Prior to joining Indianapolis, he worked as a football operations intern with the Carolina Panthers in the summer of 1995. Sullivan was born on July 7, 1971 in Northport, N.Y. He and his wife, Kelly, reside in Avon with their four children, Ashly (23), Michael (21), April (20) and Jessica (18).



MIKE MAYS

ASSISTANT EQUIPMENT MANAGER

Mike Mays is in his 23rd season as the Colts' assistant equipment manager. Mays joined the club full-time in June of 1991. His association with the Colts began in 1986 as a member of the team's summer training camp staff. Mays worked part-time as an equipment assistant during the 1989 and 1990 seasons. A native of Frankton, Ind., he was born on March 11, 1962 and attended Anderson University. Mays and his wife, Sherri, reside with their daughters, Josie (11) and Calista (9), in Pittsboro.



BRIAN SEABROOKS

ASSISTANT EQUIPMENT MANAGER

Brian Seabrooks is in his ninth season with the Colts and his 11th overall year in the equipment department. Seabrooks was promoted in February of 2004 after spending the 2002 and 2003 seasons as an intern. He also assisted the Amsterdam Admirals of NFL Europe in 2003. Seabrooks graduated from the University of South Carolina with a degree in sports administration in 2003. He was born on May 14, 1980 in Winnsboro, S.C., and currently resides in Indianapolis.

ADMINISTRATION

COACHING
STAFFFOOTBALL
OPERATIONSFOOTBALL
STAFF

PLAYERS

2011 SEASON
IN REVIEWCOLTS
HISTORY

RECORDS

COLTS IN THE
COMMUNITY

**ERIK KUNTU**
VIDEO DIRECTOR

Erik Kunttu enters his second season with the Colts as the team's video director following 17 years at Syracuse University as the video coordinator. Kunttu was named the Big East Conference Video Coordinator of the Year six times and was the National Video Coordinator of the Year in 2005. Prior to his tenure at Syracuse, he was the assistant video director for the Buffalo Bills from 1991-1994. Kunttu was a three-year football letterman at Canisius College, was the Special Teams Most Valuable Player and graduated with a degree in communications. He is also currently the President of the Collegiate Sports Video Association (CSVA). Kunttu was born on January 28, 1969 in Buffalo, N.Y. He and his wife, Kristen, have four children, Kaija, Mason, Davin and Jaxon.

**JOHN STARLIPER**
ASSISTANT VIDEO DIRECTOR

John Starliper is in his 30th season with the Colts' video department. Starliper started with the club in 1983 and assists with video of games and practices. He has seen the evolution of the NFL working with 16mm film to video to digital video, which is now used by coaches, players and scouts. Starliper was born on March 17, 1958 in Harpers Ferry, W.Va. He and his wife, Jill, reside with their two children, Will (10) and Sarah (8), in Indianapolis.

**RYAN FANNIN**
DIRECTOR OF FOOTBALL INFORMATION SYSTEMS

Ryan Fannin is in his 15th season with the Colts and his seventh as director of football information systems. Fannin previously served two seasons as manager of football information systems after serving five years as network administrator. He worked from 1995-1997 as an intern in the Colts' operations department and was hired full-time by the team as a scouting assistant in 1998. Fannin is a certified Microsoft Professional Plus Internet and earned his Microsoft Systems Engineer certification. He has obtained CompTIA A+ certification and earned a degree in computer information systems. Fannin was born on July 23, 1976 in Greenfield, Ind. Ryan and his wife, Gina, reside with their sons, Trevor (9) and Trenton (6), in New Palestine.

**JOSEPH McCURDY**
NETWORK ADMINISTRATOR

Joseph McCurdy is in his 10th season with the Indianapolis Colts. McCurdy worked from 2000-2003 as a network administrator for the Indiana BMT Corporation in Indianapolis. He was hired by the Colts in July of 2003. McCurdy graduated with a degree from IUPUI in 2002. He was born on April 6, 1976 in Pendleton, Ind. McCurdy and his wife, Robin, reside with their children in Indianapolis.

**JOHN SPEER**
SYSTEMS ANALYST

John Speer is in his second season with the Indianapolis Colts and his first as systems analyst. Speer previously worked the 2011 season as an intern in the information systems department. He graduated from Ball State University in 2011 with a degree in information systems. Speer is originally from Indianapolis and currently resides in Charlottesville.

ADMINISTRATION

COACHING
STAFFFOOTBALL
OPERATIONSFOOTBALL
STAFF

PLAYERS

2011 SEASON
IN REVIEWCOLTS
HISTORY

RECORDS

COLTS IN THE
COMMUNITY



AVIS ROPER

SENIOR DIRECTOR OF COMMUNICATIONS

Avis Roper enters his second season with the Colts as the senior director of communications. In his previous role, Roper worked as the assistant director of communications with the New York Giants from 1999-2011. He has also worked in the communications departments of the Carolina Panthers (1996-1997) and St. Louis Rams (1998). Roper has worked on the NFL public relations staff at three Super Bowls and three NFC Championship games. In 2001, he was part of the Giants' public relations crew that won the Pete Rozelle Award, honoring the league's best public relations department. A native of Charleston, S. C., Roper is an alumnus of South Carolina State University. Avis and his wife, Catherine, have two children, Grayson (5) and Sydney (2).



MATT TAYLOR

ASSISTANT DIRECTOR OF COMMUNICATIONS

Matt Taylor is entering his second season as assistant director of communications for the Indianapolis Colts. Taylor is responsible for facilitating interviews of players and coaches for media members, as well as preparing members of the organization for media appearances. He works to publicize the success of the team on the field, as well as handling the publicity effort for business initiatives. Prior to coming to Indianapolis, Taylor spent three seasons with the Washington Redskins, where he worked as a media relations assistant. He has worked on the NFL's public relations team during Super Bowls XLIV, XLV and XLVI. Taylor holds a communications degree from Virginia Tech and a master's of business administration from The George Washington University.



MATT CONTI

FOOTBALL COMMUNICATIONS MANAGER

Matt Conti enters his second season with the Indianapolis Colts as football communications manager. Conti handles team publications and works with local and national media covering the team. He worked on the NFL public relations staff for the 2012 AFC Championship Game and Super Bowl XLVI. Prior to joining the Colts, Conti spent three years with the Atlanta Falcons' public relations department (2007-2009) and was with the Atlanta Thrashers of the NHL for one season (2010). Conti's professional experience also includes two years as the public relations intern with the Cleveland Browns following his graduation from Penn State University in 2005. A native of State College, Pa., Conti and his wife, Robin, have one daughter, Olivia.



PAMELA HUMPHREY

PUBLIC RELATIONS COORDINATOR

Pamela Humphrey is in her 26th season with the Indianapolis Colts and 25th in the public relations department. In 1996, the Colts won the Pete Rozelle Award, an annual honor from the Professional Football Writer's Association to the NFL's top PR staff. Humphrey has spent some of her free time volunteering for various local charities which include, The Day Springs Center, Children's Bureau of Indianapolis, and Ruth Lilly Hospice. She was also a member the public relations staff of Super Bowl XLVI. Humphrey holds a degree in business administration from Harrison College. She is a native and resident of Indianapolis.

ADMINISTRATION

COACHING
STAFFFOOTBALL
OPERATIONSFOOTBALL
STAFF

PLAYERS

2011 SEASON
IN REVIEWCOLTS
HISTORY

RECORDS

COLTS IN THE
COMMUNITY



OUTSIDE LINEBACKER
DWIGHT FREENEY



FOOTBALL STAFF

**MATT GODBOUT****VICE PRESIDENT OF SPONSORSHIP SALES**

Matt Godbout is in his 11th season with the Colts and his first as vice president of sponsorship sales. Godbout served as the director of sponsorship sales from 2008-2011 and was the sponsorship sales account manager from 2002-2007. He holds a bachelor's degree in sport management from Colby-Sawyer College and a master's degree in sport management/marketing from Indiana State. Godbout worked in sponsorship sales with the Indiana Pacers from 1998-2000 and the Indy Racing League in 2001. He currently serves on the board of the People's Burn Foundation. Godbout was born on July 19, 1973 in Merrimack, N.H. He and his wife, Denise, reside with their two children, Gabrielle and Andrew, in Carmel.

**LARRY C. HALL****VICE PRESIDENT OF TICKET OPERATIONS/GUEST SERVICES**

Larry Hall is in his 29th season with the Colts (30th in NFL) and his 13th as vice president of ticket operations/guest services. In 2008, Hall was also named Colts liaison to the NFL for fan conduct and security. Communication with Lucas Oil Stadium, NFL security, local public safety officials and Federal Homeland Security officials are a part of his expanded role. Hall was named director of ticket operations in 1997 after serving 13 seasons as ticket manager. He worked in the ticket office with the Cincinnati Bengals prior to becoming the Colts' first ticket manager in 1984. With the Colts, Hall has overseen ticketing for the opening of two different stadiums, the RCA Dome in 1984 and transition to Lucas Oil Stadium in 2008. He has created programs in the areas of guest relations, select-a-seat-days, seat improvement and additions processes, customer relationship representatives, on-line account managing and the gameday Colts Guest Relations Staff. Hall also served on the NFL Flexible Scheduling Task Force. He holds a bachelor's degree in business-marketing from the University of Cincinnati. Hall was born on May 13, 1960 in Cincinnati, Ohio. He and his wife, Donna, reside in Carmel and have two children, Adam (27) and Lauren (22).

**KURT HUMPHREY****VICE PRESIDENT OF FINANCE**

Kurt Humphrey is in his 29th season with the Colts and his 14th as vice president of finance. Humphrey served the prior 15 seasons as the team's controller. He oversees all daily financial business operations. Humphrey worked from 1979-1982 with Ernst and Young and from 1982-1984 with Baldwin and Lyons prior to joining the Colts in 1984. He holds a bachelor's degree in accounting from Ball State University and is a Certified Public Accountant and a member of the American Institute of C.P.A.s. Humphrey has served on various Noble of Indiana Boards and Committees since 1986. He was born on August 19, 1957 in Muncie, Ind. Humphrey has three children, Rob (32), Breanne (30) and Abby (26), and resides in Avon.

**GREG HYLTON****VICE PRESIDENT OF PREMIUM SEATING AND TICKET SALES**

Greg Hylton is in his 16th season with the Colts and his seventh as vice president of premium seating and ticket sales. Hylton served as director of ticket sales and marketing from 2001-2005, director of ticket sales from 1998-2000 and group sales manager from 1997-1998. He holds a bachelor's degree in telecommunications and psychology from Indiana University. Hylton worked with the Indiana Pacers from 1990-1991 and with the Indianapolis Ice from 1991-1997. He was born on June 22 1968 in Brownsburg, Ind. Hylton and his wife, Terri, reside with their daughters, Taylor (14) and Brynn (12), in Avon.

**JAY SOUERS****SENIOR VICE PRESIDENT OF SPONSORSHIP SALES**

Jay Souers is in his 16th season with the Colts and his first as senior vice president of sponsorship sales. Souers served six seasons as vice president of sponsorship sales from 2006-2011, as executive director of sponsorship sales from 2000-2005, director of sponsorship sales in 1999 and account manager from 1997-1998. He holds a bachelor's degree in marketing from Indiana University. Souers was born on April 9, 1955 in Bloomington, Ind. He and his wife, Julie, reside in Indianapolis and the two have 21-year-old triplets, Amy, Kol and Kody, who attend Indiana University.

ADMINISTRATION

COACHING
STAFFFOOTBALL
OPERATIONSFOOTBALL
STAFF

PLAYERS

2011 SEASON
IN REVIEWCOLTS
HISTORY

RECORDS

COLTS IN THE
COMMUNITY



CHUCK O'HARA

SENIOR DIRECTOR OF MARKETING

Chuck O'Hara is in his eighth season with the Colts and his third as senior director of marketing. O'Hara served as director of marketing from 2007-2009 and senior marketing manager from 2005-2006. He obtained a bachelor's degree in communications with a minor in marketing from the University of Dayton in 1983. Before joining the Colts, O'Hara worked as the director of marketing for the Indiana Lottery Commission for 10 years. Chuck and his wife, Monica, have two daughters, Kathleen and Allison.



STEPHANIE PEMBERTON

SENIOR DIRECTOR OF COMMUNITY RELATIONS

Stephanie Pemberton is in her ninth season with the Colts and her first as senior director of community relations. Pemberton previously served two years as director of community relations, three years as community relations coordinator and two years as community relations assistant after joining the Colts as a seasonal intern in 2004. She holds a Bachelor of Arts degree in communication and minor in business administration from Purdue University. Pemberton currently volunteers with School on Wheels, Second Helpings and United Way of Central Indiana. She was born March 3, 1983 in Cincinnati, Ohio. Pemberton and her husband, Keith, reside in Carmel.



DAVE ATKINS

DIRECTOR OF PHYSICAL PLANT

Dave Atkins is in his 11th season with the Colts and his third as director of physical plant. Atkins previously served as facility manager from 2002-2008. Prior to joining the Colts, he owned and operated Dave Atkins Construction Company from 1978-2000. Atkins attended Long Beach City College. He and his wife, Donna, have two children, Shannon and Joseph, and four grandchildren, Skyler, Kiersten, Samuel and Veronica.



KIP BROWNFIELD

DIRECTOR OF TICKET SALES

Kip Brownfield is in his 15th season with the Colts and his seventh as director of ticket sales. Brownfield served as ticket sales account manager from 1998-2005 and events manager from 2000-2004. He obtained a bachelor's degree in business administration from the University of Southern Indiana in 1990. Brownfield currently serves on the Franciscan Alliance Foundation Board, Rob Ray Foundation Board and is an NHJ Education Foundation Board Advisor. He was born on September 26 1967, in Franklin, Ind. Brownfield and his wife, Tina, reside with their daughters, Malea (11) and Makayla (8), in Trafalgar.



WIL HAMPTON

DIRECTOR OF PRODUCTION

Wil Hampton is in his fourth season with the Colts as director of production. Hampton began covering the Colts as a member of the Indianapolis media in 1995, including stints at WISH TV and WRTV. Hampton also has worked as host of the Colts postgame radio and TV shows and has been a host and play-by-play announcer with the Ball State Sports Network. Hampton is a graduate of the University of Mississippi with a bachelor's degree in journalism. A native of Muncie, Ind., he resides with his wife, Becky, and their three children, John (17), Will (12) and Maggie (12), in Noblesville.

ADMINISTRATION

COACHING
STAFFFOOTBALL
OPERATIONSFOOTBALL
STAFF

PLAYERS

2011 SEASON
IN REVIEWCOLTS
HISTORY

RECORDS

COLTS IN THE
COMMUNITY

**STACY JOHNS**
CONTROLLER

Stacy Johns is in her eighth season with the Colts as controller. Johns worked at public accounting firm Ernst & Young from 1998-2003 and worked as a financial analyst at Eli Lilly & Company from 2003-2004. She received a degree in accounting from Butler University and has been a Certified Public Accountant since 2001. Johns serves as Vice Chair of the Connect2Help Board. She was born on August 23, 1977 in Indianapolis. Johns and her husband, Colin, live with their daughters, Vivian and Camille, in Greenwood.

**CRAIG KELLEY**
DIRECTOR OF MEDIA CONTENT

Craig Kelley is in his 28th season with the Colts and his second as director of media content. Kelley spent the previous 12 seasons as vice president of public relations. He joined the Colts in January of 1985 as assistant director of public relations before being promoted to director of public relations in 1987. Kelley joined the Colts after working in 1982 and 1984 in public relations with the New Orleans Saints. He has worked on the NFL public relations staff at 16 Super Bowls and at the 1991 Pro Bowl. In 1996, the Colts won the Pete Rozelle Award, an annual honor from the Professional Football Writer's Association to the NFL's top PR staff. A native of New Orleans, La., Kelley holds a bachelor's degree in journalism from LSU and a master's degree in sports administration from Ohio University. He and his wife, Katie, reside in Indianapolis.

**BOB LAMEY**
"VOICE OF THE COLTS"

Bob Lamey is in his 26th season as the club's radio play-by-play voice. Lamey's involvement with the team extends beyond the play-by-play booth to community/public relations, sales and marketing. This is his second stint as the team's play-by-play voice as his association began in the Colts' inaugural season in Indianapolis from 1984-1991. He then resumed in 1995. Lamey's voice is well known in the region as the official play-by-play voice of the Indianapolis Racers from 1974-1977 and the Indiana Pacers from 1977-1984. He worked 23 years for WIBC Radio in Indianapolis, the last 15 as sports director. Lamey was inducted to the Indiana Sports Broadcasters and Writers Hall of Fame in 2008. He obtained a B.A. in radio and television from TCU in 1960 and has worked on his master's degree at Ohio University. Lamey was born on December 23, 1938 in Chester, Pa. He and his wife, Kimberly, reside in Indianapolis and they have five daughters, Becky (47), Gayle (44), Sheryl (41), Erin (35) and Nicole (34) and one son, Eric (40). They also have 12 grandchildren.

**BOB PARENTEAU**
DIRECTOR OF TICKET OPERATIONS

Bob Parenteau is in his 16th season with the Colts and his fourth as director of ticket operations. Parenteau previously served as assistant director of ticket operations from 1997-2007. He earned his bachelor's and master's degrees in sport administration from Ball State University, where he was a four-year letterman and one-year captain on the swimming team. Parenteau was born in Acton, Mass. He and his wife, Andrea, reside with their three sons, Matt, Jack and Will, in Carmel.

**DAN PLUMLEE**
DIRECTOR OF INTERACTIVE MEDIA

Dan Plumlee is in his sixth season with the Colts and his second as director of interactive media. Plumlee previously served four years with the information systems team. He graduated from Ivy Tech with a major in hardware/software and a minor in development. Plumlee is a certified .NET Developer and is versed in several development languages. He was born on May 2, 1978 in Noblesville, Ind. Plumlee and his wife, Sarah, reside with their children, Chyanna and Sean, in Lapel.

ADMINISTRATION

COACHING
STAFFFOOTBALL
OPERATIONSFOOTBALL
STAFF

PLAYERS

2011 SEASON
IN REVIEWCOLTS
HISTORY

RECORDS

COLTS IN THE
COMMUNITY



COLTS STAFF




Sherard Allen
Multi Media Graphic Designer



Thurman Alvey, DO
Physician



Phil Andrews
Youth Football Assistant



Joe Atkins
Building/Grounds Assistant



Brad Beery
Premium Seating Account Manager



Joyce Bell
Community Relations/Donations Assistant



Josh Bleill
Consultant



Blue
Team Mascot



Eric Boling
Building/Grounds Assistant



Casey Bolegsa
Digital/Social Media Assistant



Jett Branham
Sales and Marketing Coordinator



Chris Buckley
Video Engineer



Lindsay Catavolos
Account Coordinator



Cathy Catellier
Executive Assistant to the Owner



Darrell Chandler
Grounds and Maintenance



Janelle Christie
Mascot Program Assistant



Mary Clugston
Accounting/Insurance Assistant



Amy Davis
Customer Relationship Representative



Scott Davis
Pavilion Manager



Vince Eagan
Radio Network Coordinator



Mark Feeser
Administrative Assistant



Hank Feuer, MD
Neurosurgeon



Debbie Finn
Assistant to the Director of Player Personnel



Joe Fonderoli
Marketing Manager



Troy Glendenning
Facilities Manager/Field Supervisor



Jeffrey Gorman
Director of Broadcast Services



Lindsey Hammond
Staff Accountant



Jerry Harbin
Director of Team Partnerships



Brian Healey
Sponsorship Sales Account Manager



Sue Kelly
Receptionist

ADMINISTRATION

COACHING STAFF

FOOTBALL OPERATIONS

FOOTBALL STAFF

PLAYERS

2011 SEASON IN REVIEW

COLTS HISTORY

RECORDS

COLTS IN THE COMMUNITY



COLTS STAFF

ADMINISTRATION

COACHING
STAFF

FOOTBALL
OPERATIONS

FOOTBALL
STAFF

PLAYERS

2011 SEASON
IN REVIEW

COLTS
HISTORY

RECORDS

COLTS IN THE
COMMUNITY



Anna Kimble-Roberson
Community Relations
Assistant




Kevin Kirkhoff
Ticket Sales
Account Manager



Heidi Klene
Travel Consultant



Tom Klootwyk, MD
Orthopedic Surgeon



David Liptak
Executive Assistant



Ryan Lobsiger
Sponsorship Sales
Account Manager



Jim Matis
Sponsorship Sales
Account Manager



Marcus McCray
Team Chiropractor



Chris McGaha
Assistant to General
Counsel and Director of
Football Administration



Tina McKnight
Accounting/Payroll
Assistant



Doug Melton
Office Assistant



Gary Misamore, MD
Orthopedic Surgeon



Trey Mock
Mascot Program
Coordinator



Traci Morgan
Assistant to the
Chief Operating
Officer



Megan Oldham
Customer
Relationship
Representative



Susie Peters
Assistant to the Sr.
Vice President of
Sponsorship Sales



Theresa Pottratz
Cheerleader
Coordinator



Ashley Powell
Marketing
Coordinator



Mike Prior
Youth Football
Commissioner



Arthur C. Rettig, MD
Orthopedic Surgeon



Rachelle Richey
Assistant to the
General Manager



Doug Robertson, MD
Physician



Brandon Schlarb
Account
Coordinator



Andy Schwartz
Account
Coordinator



Jeff Schwimmer
Assistant to the
Head Coach



Dan Silva
Personnel Assistant



Pat Smith
Sponsorship Sales
Account Manager



Kyle Sommers
Marketing Assistant



Angel Soto
Building/Grounds
Assistant



Jamil Stafford
Assistant Director of
Ticket Operations



COLTS STAFF



Andy Stayer
Social Media
Coordinator/
Production Assistant



Mike Stevens
Video Production/
Editor



Joe Stoll
Multimedia
Coordinator



Megan Swain
Customer
Relationship
Representative



Trang Thomas
Premium
Seating Services
Manager



Danny Thompson
Building/Grounds
Assistant



Mark Walpole
Sponsorship Sales
Account Manager



Abby Williams
Administrative
Assistant



Daron Williams
Digital
Communications
Manager



Derek Wolfe
Video/Broadcast
Graphic Designer

ADMINISTRATION

COACHING
STAFF

FOOTBALL
OPERATIONS

FOOTBALL
STAFF

PLAYERS

2011 SEASON
IN REVIEW

COLTS
HISTORY

RECORDS

COLTS IN THE
COMMUNITY



OUTSIDE LINEBACKER
ROBERT MATHIS



PLAYERS



KRIS ADAMS

WIDE RECEIVER, 6-3 194 UTEP
NFL EXP: 1 (1ST YEAR WITH COLTS)
HOW ACQUIRED: FA - 2012
BORN: 9/4/87
GP/GS (PLAYOFFS): 0/0 (0/0)

7

CAREER TRANSACTIONS:

- Signed by the Colts as a free agent on June 5, 2012.
- Signed to a reserve/future contract by the Minnesota Vikings on January 2, 2012 prior to being released on May 14, 2012.
- Signed to the Vikings practice squad on December 14, 2011.
- Signed to the St. Louis Rams practice squad on October 18, 2011 before being released on November 8, 2011.
- Signed to the Chicago Bears practice squad on September 5, 2011 prior to being released on October 11, 2011.
- Originally signed by Chicago as an undrafted free agent on July 26, 2011.

2011 (BEARS/RAMS/VIKINGS):

- Spent time on the practice squads of the Chicago Bears (9/5 – 10/11), St. Louis Rams (10/18 – 11/8) and Minnesota Vikings (12/14 – 1/1).

COLLEGE:

- Spent his collegiate career at UTEP and made 35 starts, including 34 over his final three seasons.
- Ranked second in school history in touchdown receptions (30), third in yards per catch (18.5), fourth in receiving yards (2,657), tied for fourth in 100-yard games (10) and seventh in receptions (144).
- Tied for sixth on Conference USA's career touchdown receptions list and ranks 18th in receiving yards.
- Earned honorable mention All-Conference USA honors as a senior.

PERSONAL:

- Attended Everman (Texas) High School and was a first-team All-District 15-4A choice at wide receiver and cornerback as a senior.
- Registered 16 catches for 430 yards (26.9 avg.) and five touchdowns in 2005. Also rushed 35 times for 367 yards and one touchdown.
- Led Everman High to the district title his senior year.
- Also lettered in basketball and track and field.
- Was an honor roll student and member of the National Society of High School Scholars.



MARIO ADDISON

OUTSIDE LINEBACKER, 6-3 257 TROY
NFL EXP: 2 (2ND YEAR WITH COLTS)
HOW ACQUIRED: W - 2011 (CHICAGO)
BORN: 9/6/87
GP/GS (PLAYOFFS): 6/0 (0/0)

97

CAREER TRANSACTIONS:

- Claimed off waivers (Chicago) by the Colts on November 22, 2011.
- Waived by the Bears on November 21, 2011.
- Originally signed as an undrafted free agent by the Chicago Bears on July 26, 2011.

2011 (BEARS/COLTS):

- In his rookie season competed in six games, three with Chicago and three with the Colts.
- Totaled six tackles (two solo).
- Made his Colts debut at New England (12/4), totaling five tackles (one solo) and contributed with two special teams tackles.

COLLEGE:

- Played in 25 games (12 starts) at Troy (2009-2010) after spending two years at Northeast Mississippi Community College (2007-2008).
- Totaled 79 tackles (50 solo) at Troy, including, 13.0 sacks, 21.5 tackles for loss, three forced fumbles, one fumble recovery and one pass defensed.
- Finished his senior season ranked second on the team in tackles for loss (15.5) and sacks (10.5).
- Named a second team All-America selection during his sophomore season at Northeast Mississippi Community College.

PERSONAL:

- A two-year starter at Tarrant (Ala.) High School and was a two-time all-state selection while earning all-district, all-area, all-region and all-metro honors.
- Scored five touchdowns in one game as a junior playing primarily at running back.
- A native of Birmingham, Ala.

CAREER STATISTICS

Year	GP/GS	Solo	Asst.	Total	Sacks	PD	FF	FR	INT	Yards	Avg.	LG	TD
2011 CHI/IND	6/0	2	4	6	0.0	0	0	0	0	0	0.0	0	0
Total	6/0	2	4	6	0.0	0	0	0	0	0	0.0	0	0

Special Teams Tackles: 2 (2011 - 2)

ADMINISTRATION

COACHING
STAFFFOOTBALL
OPERATIONSFOOTBALL
STAFF

PLAYERS

2011 SEASON
IN REVIEWCOLTS
HISTORY

RECORDS

COLTS IN THE
COMMUNITY



PAT ANGERER

INSIDE LINEBACKER, 6-0 236 IOWA
NFL EXP: 3 (3RD YEAR WITH COLTS)
HOW ACQUIRED: D2 - 2010 (63RD OVERALL)
BORN: 1/31/87
GP/GS (PLAYOFFS): 32/27 (1/1)

51

CAREER TRANSACTIONS:

- Selected by the Colts in the second round of the 2010 NFL Draft (63rd Overall).

PRO CAREER:

- Has competed in 32 career games (27 starts) and compiled 221 tackles (126 solo), 2.0 sacks, one interception, three forced fumbles, one fumble recovery and five passes defended.
- Led the Colts and ranked fourth in the NFL in tackles with 146 in 2011.
- Posted a career-high 20 tackles against Pittsburgh (9/25/11).
- Named to the 2011 *USA Today* All-Joe Team.
- Selected to the 2010 PFW/PFWA and *The Sporting News* NFL All-Rookie Teams.

2011 (COLTS):

- Started all 16 games and moved to middle linebacker in Week 2 vs. Cleveland (9/18) following an injury to starter, Gary Brackett.
- Ranked first on the team and fourth in the NFL with 146 tackles (76 solo) while contributing with one sack, one interception two forced fumbles, one fumble recovery and three passes defended.
- Set a then-career-high with 13 tackles (nine solo) in the season opener against Houston (9/11) and added one fumble recovery.
- Established a career-high with 20 tackles (11 solo) against Pittsburgh (9/25) and helped limit the Steelers to 67 rushing yards on 28 carries.
- Logged 15 tackles (four solo) against Kansas City (10/9).
- Recorded his first sack of the season in a Week 12 contest against Carolina (11/27) and contributed with seven tackles (three solo).
- Amassed 12 tackles (seven solo), his first career interception, two passes defended and a forced fumble in the team's first win of the season against Tennessee (12/18). The interception came in the Titans end zone to end a potential scoring drive with 7:19 remaining in the fourth quarter.
- Tied for the team lead with 10 tackles (five solo) at Jacksonville (1/1).

2010 (COLTS):

- Appeared in 16 games (11 starts) and ranked second on the team with 75 tackles (50 solo). Also added one sack, one forced fumble and two passes defended.
- Led the team with 16 special teams stops.
- Tied for the team lead with 11 tackles in his starting debut at Washington (10/17) and added one sack and two passes defended.
- Totaled four tackles and his first career forced fumble against Houston (11/1).
- Posted a team-leading 12 tackles at New England (11/21).
- Contributed with a team-leading 11 stops against San Diego (11/28).
- Started at strongside linebacker in the Colts' playoff appearance against the New York Jets (1/8) and finished with five tackles.

COLLEGE:

- A two-year starter at Iowa who started 24-of-43 career games. Finished his collegiate career with 258 tackles, 11.5 tackles for loss, 2.0 sacks, six interceptions, two forced fumbles and eight passes defended.
- Started 13 games at middle linebacker as a senior and totaled 145 tackles, five tackles for loss, one sack, one interception, two forced fumbles and five passes defended.
- Was a first-team All-America choice by Football Writers Association of America and *Football News*. Earned second-team honors from The Associated Press and Walter Camp Football Foundation. Was a consensus first-team All-Big Ten choice and one of five finalists for the Bronko Nagurski Award.
- Averaged 11.2 tackles per game, which ranked second in the Big Ten and fourth in the NCAA.

ADMINISTRATION

COACHING
STAFFFOOTBALL
OPERATIONSFOOTBALL
STAFF

PLAYERS

2011 SEASON
IN REVIEWCOLTS
HISTORY

RECORDS

COLTS IN THE
COMMUNITY

**PERSONAL:**

- Attended Bettendorf (Iowa) High School and earned all-state and all-conference honors in his final two seasons.
- Was a team captain who set school records for tackles in a game (25), season (197) and career (344). Also totaled 17.0 career sacks.
- Helped his team to a Class 4-A state title as a senior.
- Earned three letters in football, two in wrestling and soccer and one in track and field.
- Born in Bettendorf, Iowa.
- Angerer and his wife, Mary Beth, have one son, Caleb.

CAREER STATISTICS

Year	GP/GS	Solo	Asst.	Total	Sacks	PD	FF	FR	INT	Yards	Avg.	LG	TD
2011	16/16	76	70	146	1.0	3	2	1	1	0	0.0	0	0
2010	16/11	50	25	75	1.0	2	1	0	0	0	0.0	0	0
Total	32/27	126	95	221	2.0	5	3	1	1	0	0.0	0	0

CAREER PLAYOFF STATISTICS

Year	GP/GS	Solo	Asst.	Total	Sacks	PD	FF	FR	INT	Yards	Avg.	LG	TD
2010	1/1	5	0	5	0.0	0	0	0	0	0	0.0	0	0
Total	1/1	5	0	5	0.0	0	0	0	0	0	0.0	0	0

Special Teams Tackles: 18 (2011 – 2, 2010 – 16)

**DONNIE AVERY**

WIDE RECEIVER, 5-11 200 HOUSTON
NFL EXP: 5 (1ST YEAR WITH COLTS)
HOW ACQUIRED: UFA - 2012 (TEN)
BORN: 6/12/84
GP/GS (PLAYOFFS): 39/28 (0/0)

11**CAREER TRANSACTIONS:**

- Signed by the Colts as an unrestricted free agent on March 26, 2012.
- Signed as a free agent by the Tennessee Titans on September 28, 2011.
- Released by the Rams on September 3, 2011.
- Originally selected by the St. Louis Rams in the second round (33rd overall) of the 2008 NFL Draft.

PRO CAREER:

- In 39 career games (28 starts), has totaled 103 receptions for 1,308 yards (12.7 avg.), a long catch of 69 yards and nine touchdowns.
- In 2009, led the Rams in receiving with 589 yards on 47 catches, which included a team-leading five touchdowns.
- As a rookie in 2008, ranked second on the Rams with 674 yards.
- Was the first wide receiver selected in the 2008 NFL Draft.

2011 (TITANS):

- In his first season with the Titans, competed in eight games and totaled three receptions for 45 yards and one touchdown, all of which came in the season finale at Houston (1/1).

2010 (RAMS):

- With the Rams, was placed on Injured Reserve with a knee injury prior to the start of the regular season.

2009 (RAMS):

- Started at wide receiver in all 16 games and finished the season as the team leader in receiving yards (589) on 47 catches. Also added a team-leading five touchdowns.
- Caught five passes for a season-high 87 yards and one touchdown against Minnesota (10/11).
- Totaled two catches for 58 yards, including a season-long 50-yard reception against Indianapolis (10/25).
- Recorded the first multiple-touchdown game of his career with two scores on four receptions for 67 yards against New Orleans (11/15).
- Tallied his 100th career reception while adding 23 receiving yards vs. San Francisco (1/3).

ADMINISTRATION

COACHING
STAFFFOOTBALL
OPERATIONSFOOTBALL
STAFF

PLAYERS

2011 SEASON
IN REVIEWCOLTS
HISTORY

RECORDS

COLTS IN THE
COMMUNITY



2008 (RAMS):

- Played in 15 games (12 starts) as a rookie and finished second on the team with 53 catches for 674 yards and tied for the team lead with three receiving touchdowns.
- His 53 catches were the second-most by a Rams rookie receiver behind Eddie Kennison's 54 in 1996.
- Also added one rushing touchdown on a 37-yard gain.
- Returned one kickoff for 21 yards in his NFL debut against the New York Giants (9/14).
- Scored his first career NFL touchdown on a 37-yard rush against Buffalo (9/28).
- Posted his first career receiving touchdown on a 42-yard catch against Dallas (10/19).
- Tallied six catches for a career-high 163 yards and one touchdown at New England (10/26). His 69-yard catch was a career-best while his receiving yardage total was the third-most by a Rams rookie in franchise history.
- Notched 93 receiving yards on nine receptions at San Francisco (11/16).

COLLEGE:

- Became the fifth player in University of Houston history to amass over 4,000 all-purpose yards (4,213) in a career.
- Ranked fourth in Houston history with 210 career receptions and is only the third player in school history to gain over 3,000 receiving yards (3,289) in a career.
- Led Conference USA and ranked fourth in the nation with 112.0 receiving yards per game as a senior. His 1,456 receiving yards ranked second in school history and set a conference record.
- As a senior in 2007, earned consensus All-Conference USA first-team honors, adding second-team honors as a return specialist.
- Became the first player in Conference USA history to gain more than 300 receiving yards in a game when he posted 346 yards against Rice (10/13/07). His 427 all-purpose yards in that game set a school and conference record and ranked fifth in NCAA history.
- In his 2008 pre-draft workout at the Houston Pro Day, ran the 40-yard dash in 4.27 seconds.
- Majored in sports administration.

PERSONAL:

- Attended Hastings High School in Alief, Texas and was named a unanimous first-team all-district selection as both wide receiver and return specialist in his senior season.
- As a senior, caught 36 passes for 502 yards and two touchdowns to lead the District 19-5A receivers in 2002.
- Has one daughter, Dionna Avery, and one son, Donnie Avery Jr.
- Born in Houston.


CAREER STATISTICS

Year	GP/GS	No.	Yards	RECEIVING			No.	Yards	RUSHING		
				Avg.	LG	TD			Avg.	LG	TD
2011 TEN	8/0	3	45	15.0	23	1	0	0	0.0	0	0
2010 STL	INJURED RESERVE										
2009 STL	16/16	47	589	12.5	50	5	4	30	7.5	15	0
2008 STL	15/12	53	674	12.7	69t	3	10	69	6.9	37t	1
Total	39/28	103	1,308	12.7	69t	9	14	99	7.1	37t	1

Additional Statistics:

Kickoff Returns: 2-40 yards (20.0 avg.) and a long return of 21 yards.
 (2009) 1-19 yards, 0 TD
 (2008) 1-21 yards, 0 TD

ADMINISTRATION
 COACHING STAFF
 FOOTBALL OPERATIONS
 FOOTBALL STAFF
 PLAYERS
 2011 SEASON IN REVIEW
 COLTS HISTORY
 RECORDS
 COLTS IN THE COMMUNITY



ANTOINE BETHEA

SAFETY, 5-11 196 HOWARD
NFL EXP: 7 (7TH YEAR WITH COLTS)
HOW ACQUIRED: DGB - 2006 (207TH OVERALL)
BORN: 7/27/84
GP/GS (PLAYOFFS): 91/91 (10/10)

41

CAREER TRANSACTIONS:

- Selected by the Colts in the sixth round of the 2006 NFL Draft (207th Overall).

PRO CAREER:

- A two-time Pro Bowl selection in 2007 and 2009.
- Has led the Colts in interceptions over the last six seasons with 12.
- Has topped 100 tackles in each of the last four seasons.
- Set new career highs with seven passes defended and 139 tackles in 2011.
- Has started every contest he has participated in over the course of his career.

2011 (COLTS):

- Started all 16 games at free safety and ranked second on the team with a career-high 139 tackles (80 solo) while adding a career-high seven passes defended, two forced fumbles and one fumble recovery.
- Posted eight tackles (five solo), one fumble recovery and one pass defended against Cleveland (9/18).
- Started at safety against Kansas City (10/9) and finished second on the team with 12 tackles (six solo).
- Led the team with 11 stops (seven solo) and added one pass defended at New Orleans (10/23).
- Tallied nine tackles (four solo) at New England and topped the 100-tackle mark for the fourth consecutive season and fifth in six career campaigns.
- Led the team in tackles and added one forced fumble and one pass defended at Baltimore (12/11).
- Tied for the team lead with 10 stops (eight solo) at Jacksonville (1/1), finishing the season with a career-high 139 tackles.

2010 (COLTS):

- Started all 16 games at free safety and totaled his fourth career and third consecutive 100-plus tackle season, leading the team with 106 (77 solo). Also contributed with 0.5 sacks, one interception, five passes defended and one forced fumble.
- Had a team-leading 13 tackles and one pass defended at Houston (9/12).
- Totaled eight tackles at New England (11/21).
- Posted six tackles and 0.5 sacks, the first of his career against San Diego (11/28).
- Notched a team-leading and career-high 15 tackles vs. Dallas (12/5).
- Contributed with five tackles, one interception and two passes defended against Jacksonville (12/19).
- Started in the team's AFC Wild Card Playoff game against the New York Jets (1/8) and finished with seven tackles and one forced fumble.

2009 (COLTS):

- Started all 16 games at free safety and earned his second career Pro Bowl nomination.
- Led the team with 120 tackles (75 solo), four interceptions, two forced fumbles, one fumble recovery and four passes defended.
- Tied for the team lead with eight tackles at Miami (9/21) and clinched the victory with an interception on the final play of the game.
- Led the team with eight tackles (six solo) while adding one interception, one fumble recovery and one pass defended at Arizona (9/27).
- Led the team with 12 tackles (nine solo) at St. Louis (10/25).
- Posted 11 tackles and one forced fumble against Houston (11/8).
- Finished with eight tackles and one interception against New England (11/15).
- Tallied 10 tackles and one interception at Houston (11/29).
- Started three games at free safety in the postseason and totaled 12 tackles, two passes defended and one interception.
- Recorded three tackles, one interception and two passes defended against Baltimore (1/16) in the Divisional Playoffs. His interception was the fourth of his career in the postseason, which is also the third-most in club history.
- Registered five tackles against the New York Jets in the AFC Championship Game (1/24) and posted four tackles against New Orleans in Super Bowl XLIV (2/7).

ADMINISTRATION

COACHING
STAFFFOOTBALL
OPERATIONSFOOTBALL
STAFF

PLAYERS

2011 SEASON
IN REVIEWCOLTS
HISTORY

RECORDS

COLTS IN THE
COMMUNITY

**2008 (COLTS):**

- Appeared in 16 games with 15 starts at free safety and one start at strong safety.
- Recorded a team-leading 126 tackles (83 solo), two interceptions, one fumble recovery and three passes defended.
- Tallied 11 tackles against Chicago (9/7) and Jacksonville (9/21).
- Posted seven tackles and one interception against Baltimore (10/12).
- Totaled 12 stops (nine solo) against New England (11/2).
- Registered a team-high 13 tackles (nine solo) at Pittsburgh (11/9).
- Led the team with 11 tackles and one interception at Cleveland (11/30).
- Notched seven tackles, one fumble recovery and two passes defended vs. Detroit (12/14).
- Started at free safety at San Diego (1/3) in the Wild Card Playoff game and posted five tackles, one interception and one pass defended.

2007 (COLTS):

- Started 13 games at free safety and totaled 95 tackles (47 solo), three passes defended and tied for the team lead with four interceptions.
- Was selected to his first career Pro Bowl.
- Was inactive for two contests (at Oakland 12/16 and vs. Houston 12/23) and did not play for another (vs. Tennessee 12/30).
- Totaled 12 tackles (eight solo) and one interception vs. Tampa Bay (10/7).
- Recorded six tackles, two passes defended and one interception at Carolina (10/28).
- Tallied a season-high 13 tackles and one interception vs. New England (11/4).
- Finished with 12 tackles and one interception vs. Jacksonville (12/2).
- Started at free safety in the Divisional Playoff game against San Diego (1/13) and had seven tackles (four solo).

2006 (COLTS):

- Started 14 games at strong and free safety as a rookie and totaled 105 tackles (64 solo), one interception and two passes defended. The Colts ranked second in pass defense having surrendered 159.3 yards per game.
- Was inactive for two contests at Tennessee (12/3) and Cincinnati (12/18).
- Registered 12 tackles vs. Jacksonville (9/24).
- Finished with 11 stops and his first career interception at New England (11/5).
- Tallied 11 tackles at Dallas (11/19) and 10 stops at Houston (12/24).
- Started four games and totaled 18 tackles (17 solo), two interceptions and four passes defended in the postseason.
- Notched three solo tackles and one interception against Kansas City (1/6) in the Wild Card Playoff game.
- Posted five stops and one interception in the Divisional Playoff game at Baltimore (1/13).
- Finished with six solo tackles against New England in the AFC Championship Game (1/21).
- Recorded four solo tackles in Super Bowl XLI vs. Chicago (2/4).

COLLEGE:

- Was a three-year starter at Howard and started 31-of-37 games while totaling 309 tackles (187 solo), seven interceptions, 3.0 sacks, 12 tackles for loss, seven forced fumbles, two fumble recoveries, 18 passes defended and one blocked kick.
- Had two career touchdowns, including a returned fumble recovery and a returned blocked kick.
- Was a three-time All-Mid-Eastern Conference Selection and a three-time choice of the American Urban Radio Network Sheridan Broadcasting Network Black College All-America team.
- Started 10 games as a senior and totaled 88 tackles (49 solo), four interceptions and six passes defended.
- Was a first-team All-America choice by the *NFL Draft Report*.

PERSONAL:

- Attended Denbigh High School in Newport News, Va., and was a three-year letterman in football.
- Also lettered in basketball and earned all-area and all-conference honors as a senior.
- In 2008, hosted his first football camp in Newport News.
- Launched his Safe Coverage Foundation in 2011.
- Serves as the team's spokesperson for United Way's Team NFL initiative.
- Hosts three free football camps for youth each offseason.
- Donates 100 tickets each Colts season to underserved youth.
- A native of Savannah, Ga.



CAREER STATISTICS

Year	GP/GS	Solo	Asst.	Total	Sacks	PD	FF	FR	INT	Yards	Avg.	LG	TD
2011	16/16	80	59	139	0.0	7	2	1	0	0	0.0	0	0
2010	16/16	77	29	106	0.5	5	1	0	1	31	31.0	31	0
2009	16/16	75	45	120	0.0	5	2	1	4	19	4.8	19	0
2008	16/16	83	43	126	0.0	4	0	1	2	0	0.0	0	0
2007	13/13	47	48	95	0.0	8	0	0	4	47	11.8	30	0
2006	14/14	64	41	105	0.0	5	0	0	1	38	38.0	38	0
Total	91/91	426	265	691	0.5	34	5	3	12	135	11.3	38	0

CAREER PLAYOFF STATISTICS

Year	GP/GS	Solo	Asst.	Total	Sacks	PD	FF	FR	INT	Yards	Avg.	LG	TD
2010	1/1	7	0	7	0.0	0	1	0	0	0	0.0	0	0
2009	3/3	11	1	12	0.0	2	0	0	1	0	0.0	0	0
2008	1/1	3	2	5	0.0	1	0	0	1	36	36.0	36	0
2007	1/1	4	3	7	0.0	0	0	0	0	0	0.0	0	0
2006	4/4	17	1	18	0.0	4	0	0	2	16	8.0	16	0
Total	10/10	42	7	49	0.0	7	1	0	4	52	13.0	36	0

Special Teams Tackles: 1 (2006 – 1)



DONALD BROWN

RUNNING BACK, 5-10 210 CONNECTICUT
 NFL EXP: 4 (4TH YEAR WITH COLTS)
 HOW ACQUIRED: D1 – 2009 (27TH OVERALL)
 BORN: 4/11/87
 GP/GS (PLAYOFFS): 40/11 (3/0)

31

CAREER TRANSACTIONS:

- Selected by the Colts in the first round of the 2009 NFL Draft (27th Overall).

PRO CAREER:

- Has participated in 40 career games (11 starts) and has totaled 341 carries for 1,423 yards (4.2 avg.) and 10 touchdowns while contributing with 47 receptions for 460 yards (9.8 avg.).
- Set a career-high with 645 rushing yards and five touchdowns in 2011.
- Recorded an 80-yard touchdown run against Tennessee (12/18/11), which tied the longest run in franchise history dating back to October 12, 1964 (Tom Matte).

2011 (COLTS):

- Saw action in all 16 games (two starts) and set career highs in carries (134), yards (645), yards per carry average (4.8) and touchdowns (five). Added 16 receptions for 86 yards (5.4 avg.).
- Totaled five carries for 35 yards and his first touchdown of the season at Cincinnati (10/16).
- Led the team in carries (10) at Tennessee (10/30) and finished with 33 yards and one touchdown.
- Posted 70 yards on 16 carries against Atlanta (11/6).
- Finished with his second-highest rushing total of the season with 80 yards on 14 carries against Carolina (11/27). Scored the team's first touchdown of the game on a 17-yard rush in the second quarter.
- Set a career-high with 161 yards on 16 carries (10.1 avg.) against Tennessee (12/18) and added an 80-yard touchdown run, which tied the longest in franchise history dating back to October 12, 1964 (Tom Matte). His fifth touchdown of the season marked a new career-best.

2010 (COLTS):

- Started eight-of-13 games at running back and was inactive for three contests (Weeks 4-6). Finished the season with 129 carries for 497 yards and two touchdowns. Also contributed with 20 receptions for 205 receiving yards.
- Totaled 167 carries for 69 yards and one touchdown against the New York Giants (9/19). His attempts and yards marked then-career-highs.
- Rushed for 50 yards and added 47 receiving yards at Philadelphia (11/7).

ADMINISTRATION

COACHING
STAFFFOOTBALL
OPERATIONSFOOTBALL
STAFF

PLAYERS

2011 SEASON
IN REVIEWCOLTS
HISTORY

RECORDS

COLTS IN THE
COMMUNITY



- Posted 68 rushing yards and 40 receiving yards at New England (11/21).
- Tallied his first 100-yard game with 14 carries for 129 yards and one touchdown against Jacksonville (12/19). His 49-yard rush in the first quarter was the longest by the Colts since 2004.
- Did not see action in the team's Wild Card Playoff game against the New York Jets (1/8).

2009 (COLTS):

- In his rookie season, appeared in 11 games with one start and was inactive for five other contests. Totaled 78 carries for 281 yards and three touchdowns while adding 11 receptions for 169 yards.
- Scored his first career NFL touchdown and added 26 rushing yards at Miami (9/21).
- Totaled 40 rushing yards and 72 receiving yards at Arizona (9/27).
- Registered his second touchdown of the season while adding 33 rushing yards against Seattle (10/4).
- Contributed with 58 rushing yards and a then-career-long 45-yard rush at St. Louis (10/25).
- Appeared in a reserve role during the team's playoff run and totaled 16 carries for 46 yards and three catches for 26 yards.

COLLEGE:

- Was a three-year letterman who started 23-of-37 career games at Connecticut and in his collegiate career, totaled 698 rushes for 3,800 yards and 33 touchdowns while adding 48 receptions for 276 yards and two touchdowns. Also added nine kickoff returns for a 23.3 average and totaled 4,286 all-purpose yards.
- Set school records in rushing attempts and yards while ranking tied for second in rushing touchdowns.
- Recorded a school-record 17 100-plus yard rushing games, including a school record eight consecutive.
- Started 13 games as a junior and was a first-team All-America choice by the *NFL Draft Report* and *The Sporting News* while earning second-team honors by The Associated Press. Became the school's first first-team All-America selection since the program was elevated to the Football Bowl Subdivision.
- Was named Big East Conference Player of the Year and Eastern College Athletic Conference Player of the Year.
- His 2,083 rushing yards as a junior led the nation and set school and conference season records. His total carries ranked second in Big East history. Also led the Big East and ranked sixth in the NCAA with 2,208 all-purpose yards.
- Set a conference season record with 11 100-plus yard games, which included three 200-plus yard games.
- Totaled 43 carries for 205 yards and two touchdowns to set the school's single-game rushing mark by a freshman.
- Holds a degree in exercise science.

PERSONAL:

- Attended Red Bank (N.J.) Catholic High School where he was a team captain and rushed for 2,032 yards and 27 touchdowns as a senior.
- Was named a first-team all-division, all-county and All-Jersey Shore selection.
- Was a second-team all-state choice.
- Was the recipient of the All-America Scholar Award.
- Lettered six times on the school's track team.
- Participated in the Colts Books for Youth program to provide backpacks filled with books to foster youth.
- Lends help to several community organizations including Second Helpings, the Humane Society and Riley Hospital for Children.
- Born in Atlantic Highlands, N.J.

CAREER STATISTICS

Year	GP/GS	No.	Yards	RUSHING			RECEIVING				
				Avg.	LG	TD	No.	Yards	Avg.	LG	TD
2011	16/2	134	645	4.8	80t	5	16	86	5.4	17	0
2010	13/8	129	497	3.9	49	2	20	205	10.3	25	0
2009	11/1	78	281	3.6	45	3	11	169	15.4	72	0
Total	40/11	341	1,423	4.2	80t	10	47	460	9.8	72	0

CAREER PLAYOFF STATISTICS

Year	GP/GS	No.	Yards	RUSHING			RECEIVING				
				Avg.	LG	TD	No.	Yards	Avg.	LG	TD
2010	0/0	0	0	0.0	0	0	0	0	0.0	0	0
2009	3/0	16	46	2.9	13	0	3	26	8.7	11	0
Total	3/0	16	46	2.9	13	0	3	26	8.7	11	0

ADDITIONAL STATISTICS:

Kickoff Returns: (2009) 1-21 yards, 0 TD

**DAVID CALDWELL**

SAFETY, 5-11 212 WILLIAM & MARY
NFL EXP: 3 (3RD YEAR WITH COLTS)
HOW ACQUIRED: FA - 2010
BORN: 5/19/87
GP/GS (PLAYOFFS): 16/13 (0/0)

30**CAREER TRANSACTIONS:**

- Signed by the Colts as an undrafted free agent on April 30, 2010.

2011 (COLTS):

- Competed in 16 games (13 starts) and totaled 62 tackles (39 solo) and four passes defended.
- Made his NFL debut at Houston (9/11) seeing action at safety and on special teams. Totaled one solo tackle.
- Made his first career start vs. Pittsburgh (9/25) and finished with two tackles.
- Started at safety at Tampa Bay (10/3) and compiled five tackles (four solo) and one pass defended.
- Led all defensive backs with nine tackles (seven solo) at Tennessee (10/30).
- Led the team and set a career-high with 10 tackles (four solo) against Jacksonville (11/13).

2010 (COLTS):

- Was placed on Injured Reserve on August 14.

COLLEGE:

- A four-year letterman who started 37-of-47 career games at William & Mary. Finished his collegiate tenure with 280 tackles.
- Was a first-team All-Colonial Athletic Association selection as a senior and finished with 58 tackles, one sack, one forced fumble and one fumble recovery.
- Started 11 games as a junior and led the team with 78 tackles.
- Started 11 games as a sophomore and led the team with 107 stops.
- Majored in history.

PERSONAL:

- Attended Montclair (N.J.) High School and earned All-Essex County honors as a senior.
- Rushed for 2,320 yards and 33 touchdowns in his career.
- Is a relative of Larry Doby, the first African-American to play baseball in the American League.
- Volunteered for the 2012 Super Bowl Host Committee's free football clinic and One World event at the Children's Museum.
- Participated in the Colts annual holiday shopping spree for 40 low-income youth.
- Attended the 2012 NFL Broadcast Bootcamp.
- Born in Montclair, N.J.

CAREER STATISTICS

Year	GP/GS	Solo	Asst.	Total	Sacks	PD	FF	FR	INT	Yards	Avg.	LG	TD
2011	16/13	39	23	62	0.0	4	0	0	0	0	0.0	0	0
2010	INJURED RESERVE												
Total	16/13	39	23	62	0.0	4	0	0	0	0	0.0	0	0

Special Teams Tackles: 6 (2011 – 6)

ADMINISTRATION

COACHING
STAFFFOOTBALL
OPERATIONSFOOTBALL
STAFF

PLAYERS

2011 SEASON
IN REVIEWCOLTS
HISTORY

RECORDS

COLTS IN THE
COMMUNITY



DELONE CARTER

RUNNING BACK, 5-9 238 SYRACUSE
NFL EXP: 2 (2ND YEAR WITH COLTS)
HOW ACQUIRED: D4 - 2011 (119TH OVERALL)
BORN: 6/22/87
GP/GS (PLAYOFFS): 16/3 (0/0)

34

CAREER TRANSACTIONS:

- Selected by the Colts in the fourth round of the 2011 NFL Draft (119th Overall).

2011 (COLTS):

- In his rookie season, competed in all 16 games with three starts. Totaled 101 carries for 377 yards (3.7 avg.) and two touchdowns. Also caught five passes for 18 yards (3.6 avg.).
- Made his NFL debut at Houston (9/11) and totaled seven carries for 25 yards (3.6 avg.).
- Saw action against Kansas City (10/9) and logged his first career touchdown while adding 22 yards on the ground.
- Started his first career game at Cincinnati (10/16) and led the team with 14 carries for 45 yards.
- Led the team with 10 carries for 89 yards and one touchdown at New Orleans (10/23). Posted a career-long 42-yard rush.

COLLEGE:

- A four-year letterman who opened 23-of-42 career games at Syracuse. Totaled 646 career carries for 3,104 yards and 24 touchdowns while adding 28 receptions for 208 yards and one touchdown.
- Ended his collegiate career ranked third in school history in rushing yards and tied for seventh in touchdowns and 100-plus yard games. Also ended his Syracuse tenure having not fumbled in 242 consecutive rushes.
- Posted 11 career 100-plus yard rushing games.
- Competed in 13 games as a senior and totaled 1,233 yards and nine touchdowns. His rushing total was the third-highest for a single-season in school history.
- As a senior, was a second-team All-Big East choice and was named the Big East Offensive Player of the Week with 172 rushing yards and four touchdowns against Colgate.
- Was named MVP of the East-West Shrine Game.
- Was a freshman All-America selection by *The Sporting News* and was a freshman first-team All-Big East choice.
- Holds a degree in child and family studies.

PERSONAL:

- Attended Copley (Ohio) High School and finished his prep career with 619 rushes for 5,291 yards and 77 touchdowns.
- Totaled 2,788 yards and 49 touchdowns as a senior.
- Was named Mr. Ohio Football and Sports Person of the Year by Dapper Dan Sports Club of Akron.
- Was a unanimous choice for the *Cleveland Plain-Dealer's* Offensive Player of the Year.
- Supported the Colts annual Community Quarterback Award Luncheon to recognize season ticket holders for their volunteer efforts.
- Born in Akron, Ohio.

CAREER STATISTICS

Year	GP/GS	No.	Yards	RUSHING			RECEIVING				
				Avg.	LG	TD	No.	Yards	Avg.	LG	TD
2011	16/3	101	377	3.7	42	2	5	18	3.6	7	0
Total	16/3	101	377	3.7	42	2	5	18	3.6	7	0

ADMINISTRATION


COACHING
STAFFFOOTBALL
OPERATIONSFOOTBALL
STAFF

PLAYERS

2011 SEASON
IN REVIEWCOLTS
HISTORY

RECORDS

COLTS IN THE
COMMUNITY



ANTHONY CASTONZO

OFFENSIVE TACKLE, 6-7 315 BOSTON COLLEGE
NFL EXP: 2 (2ND YEAR WITH COLTS)
HOW ACQUIRED: D1 - 2011 (22ND OVERALL)
BORN: 8/9/88
GP/GS (PLAYOFFS): 12/12 (0/0)

74

CAREER TRANSACTIONS:

- Selected by the Colts in the first round of the 2011 NFL Draft (22nd Overall).

2011 (COLTS):

- In his rookie season, started all 12 games he participated in at left tackle and was inactive for another four. Was not flagged for a single holding penalty during the season.
- Made his NFL debut at Houston (9/11), starting at left tackle.
- Started at left tackle and opened holes for running backs Joseph Addai and Delone Carter to combine for 25 carries for 110 yards (4.4 avg.) vs. Cleveland (9/18).
- Blocked for running back Joseph Addai to rush 17 times for 86 yards against Pittsburgh (9/25). Was part of an offensive line that allowed only one sack.
- Started at New England (12/4) and provided time for quarterback Dan Orlovsky to set a career-high and Colts season-high with 353 passing yards.
- Opened running lanes for the Colts to set a season-high in rushing yards (205) while running back Donald Brown set a career-high with 161 yards.

COLLEGE:

- Set a school record with 54 career starts on the offensive line at Boston College.
- Was a team captain as a senior and allowed only one sack during the season. Helped running back Montel Harris lead the conference in rushing while Boston College running backs totaled nine 100-plus yard outings.
- Was a third-team All-America selection by The Associated Press and All-ACC first-team pick.
- As a junior, allowed only one sack and was an All-ACC first-team selection and *SI.com* honorable mention All-America choice.
- Was a second team All-ACC selection and All-Sophomore first-team choice by the *College Football News* in his second year.
- Started every game as a true freshman and was an All-ACC Freshman Team pick by *The Sporting News*.
- Holds a degree in biochemistry.
- Was a Rhodes Scholarship candidate, a National Football Foundation National Scholar-Athlete and a finalist for the William V. Campbell Trophy and Lowe's Senior CLASS Award.

PERSONAL:

- Attended Lake Zurich (Ill.) High School and competed at offensive tackle and defensive tackle while playing basketball and earning all-conference honors in discus.
- Was an Illinois State Athletic Scholar.
- His father, Bill, played football at Illinois and brother, Bill, Jr., played at Drake.
- Regularly supports Riley Hospital for Children through the Miracle Ride and visits to patients.
- Participated in the Colts annual playground build.
- Provides 100 tickets each Colts season to charities.
- Supports the Colts holiday shopping spree for low-income youth.
- Supports Kids' Voice of Indiana.
- Born in Hawthorn Woods, Ill.

CAREER GP/GS:

2011: 12/12

ADMINISTRATION

COACHING
STAFFFOOTBALL
OPERATIONSFOOTBALL
STAFF

PLAYERS

2011 SEASON
IN REVIEWCOLTS
HISTORY

RECORDS

COLTS IN THE
COMMUNITY



AUSTIN COLLIE

WIDE RECEIVER, 6-0 204 BRIGHAM YOUNG
NFL EXP: 4 (4TH YEAR WITH COLTS)
HOW ACQUIRED: D4A - 2009 (127TH OVERALL)
BORN: 11/11/85
GP/GS (PLAYOFFS): 41/16 (3/1)

17

CAREER TRANSACTIONS:

- Selected by the Colts in the fourth round of the 2009 NFL Draft (127th Overall).

PRO CAREER:

- Has competed in 41 career games (16 starts) and has totaled 172 receptions for 1,839 yards (10.7 avg.) and 16 touchdowns.
- Was named to the PFW/PFWA and *The Sporting News* NFL All-Rookie teams in 2009.
- Was the recipient of the Thomas W. Moses, Sr./Noble Max Award, given by Indianapolis media to a player who has overcome adversity in his career, or whose on-field accomplishments exceeded normal expectations.

2011 (COLTS):

- Saw action in all 16 games (five starts) and finished the season with 54 receptions for 514 yards (9.5 avg.) and one touchdown.
- Totaled two receptions for 50 yards, including a long catch of 27 yards against Kansas City (10/9).
- Compiled his second highest receiving total of the season with seven catches for 70 yards (10.0 avg.) at New England (12/4).
- Led the team with nine receptions for 96 yards and his lone touchdown of the season at Jacksonville (1/1). His nine catches marked the third highest single-game total of his career and his 96 yards were the fourth highest for a single game.

2010 (COLTS):

- Competed in nine games (six starts) before being placed on Injured Reserve on December 22. Was inactive for another five contests.
- Totaled 58 receptions for 649 yards and eight touchdowns. Added two 10-plus reception games and two 100-plus receiving outings.
- Finished with 11 receptions for 163 yards and one touchdown at Houston (9/12). Contributed with a 73-yard touchdown reception, which was a career-best.
- Caught one touchdown and posted 25 receiving yards on four receptions against the New York Giants (9/19).
- Caught 12 passes for 171 yards and two touchdowns at Denver (9/26), setting career highs in receptions and yards.
- Recorded five receptions for 39 yards and one touchdown at Jacksonville (10/3). Became the third Colts player in team history with touchdown receptions in his first four games of the season (TE-Jim Mutscheller in 1957 and WR-Marvin Harrison in 1999).
- Tallied seven receptions for 57 yards and one touchdown at Washington (10/17).
- Notched eight receptions for 87 yards and two touchdowns against Jacksonville (12/19) for his third career multiple-touchdown game.

2009 (COLTS):

- Played in 16 games (five starts) as a rookie and compiled 60 receptions for 676 yards and seven touchdowns. Also added two carries for one yard and one kickoff return for eight yards.
- Led all NFL rookies in receiving touchdowns and tied for the most receptions.
- Finished with the fourth-most catches by a rookie in franchise history, fifth-most receiving yards by a rookie in franchise history and his seven receiving touchdowns were tied for the third-most among rookies in franchise history.
- Recorded six receptions for 65 yards and one touchdown against Seattle (10/4). His score with three seconds left in the first half was the first of his career.
- Compiled eight receptions for 97 yards and two touchdowns at Tennessee (10/11). His receptions and 39-yard touchdown marked then-career-highs.
- Also contributed with touchdowns in games against St. Louis (10/25), Tennessee (12/6), Denver (12/13) and at Jacksonville (12/17).
- Totaled six catches for 94 yards against the New York Jets (12/27).
- Started one of three games in the postseason and finished with 17 receptions for 241 yards and two touchdowns.
- Caught four passes for 52 yards and one touchdown against Baltimore (1/16) in the Divisional Playoffs.
- Posted a 100-yard game (123) on seven receptions while adding one touchdown against the New York Jets (1/24) in the AFC Championship Game. Set a club rookie postseason record with 123 receiving yards. Along with Pierre Garcon (151), it marked the fourth time in franchise postseason history that the Colts had two 100-plus yard receivers in a single game.
- Tallied six receptions for 66 yards against New Orleans (2/7) in Super Bowl XLIV.

ADMINISTRATION

COACHING
STAFFFOOTBALL
OPERATIONSFOOTBALL
STAFF

PLAYERS

2011 SEASON
IN REVIEWCOLTS
HISTORY

RECORDS

COLTS IN THE
COMMUNITY

**COLLEGE:**

- Was a three-year letterman at BYU who started 27-of-37 career games. Finished his collegiate career with 215 receptions for 3,255 yards and 30 touchdowns while adding 106 rushing yards.
- Totaled 49 kickoff returns for a 26.1 average and contributed with 11 punt return yards and 4,649 all-purpose yards.
- Had 17 100-plus-yard receiving games and set school career marks in receptions, yardage, touchdowns and 100-plus yard games. His 30 touchdown receptions set a Mountain West Conference record while ranking sixth in career receptions, fourth in receptions yards and fourth in all-purpose yards.
- Served on a church mission in Buenos Aires, Argentina in 2005 and 2006.
- Compiled 1,538 receiving yards and 15 touchdowns on 106 catches as a junior and was named a first-team All-America choice by The Associated Press and *CBS Sports* while earning second-team honors from *The Sporting News* and *Sports Illustrated*. Was a first-team All-MWC selection and Academic All-MWC choice.
- Led the nation in receiving yards and ranked third in receptions and fourth in touchdown receptions. His 15 touchdowns tied a school record and set a conference record. His reception total set a school record and ranked third in conference history while his yardage total set a BYU record and ranked second in conference history.
- Tied an NCAA record with 11 consecutive 100-plus yard games while his streak set conference and school records.
- As a sophomore, was a second-team All-MWC selection and Academic All-MWC choice. Was also named an honorable mention all-conference selection as a kickoff returner.
- Posted a school record with 366 all-purpose yards vs. Tulsa.
- Set BYU receiving yardage (771) and touchdown reception (53) records by a freshman and was named a second-team All-America pick by *The Sporting News*. Was also named Mountain West Conference Freshman of the Year.
- Majored in communications.

PERSONAL:

- Attended Oak Ridge High School in El Dorado Hills, Calif., and earned *PrepStar* and *SuperPrep* All-America honors.
- Was the *Sacramento Bee's* Most Valuable Player and was voted Northern California's Most Valuable Player.
- Was a first-team all-section and all-state choice and was a nominee for the California Mr. Football Award.
- Finished with 60 receptions for 978 yards and 18 touchdowns as a senior. Added 1,654 all-purpose yards.
- Graduated with a 4.0 GPA.
- Father, Scott, played football at BYU from 1979-1982 and in the Canadian Football League with the Hamilton Tigercats. Brother, Zac, also played receiver for BYU.
- Hosts the annual Tackling Homelessness event, a fundraiser benefiting Horizon House.
- Collie and his wife, Brooke, reside with their son, Nash, in El Dorado Hills, Calif.

CAREER STATISTICS

Year	GP/GS	No.	RECEIVING				RUSHING				
			Yards	Avg.	LG	TD	No.	Yards	Avg.	LG	TD
2011	16/5	54	514	9.5	27	1	0	0	0.0	0	0
2010	9/6	58	649	11.2	73t	8	0	0	0.0	0	0
2009	16/5	60	676	11.3	39t	7	2	1	0.5	2	0
Total	41/16	172	1,839	10.7	73t	16	2	1	0.5	2	0

CAREER PLAYOFF STATISTICS

Year	GP/GS	No.	RECEIVING				RUSHING				
			Yards	Avg.	LG	TD	No.	Yards	Avg.	LG	TD
2010	0/0	0	0	0.0	0	0	0	0	0.0	0	0
2009	3/1	17	241	14.2	46	2	0	0	0.0	0	0
Total	3/1	17	241	14.2	46	2	0	0	0.0	0	0

ADDITIONAL STATISTICS:

Kickoff Returns: (2009) 1-8, 0 TD



KAVELL CONNER

INSIDE LINEBACKER, 6-0 243 CLEMSON
NFL EXP: 3 (3RD YEAR WITH COLTS)
HOW ACQUIRED: D7B - 2010 (240TH OVERALL)
BORN: 2/23/87
GP/GS (PLAYOFFS): 28/24 (1/1)

53

CAREER TRANSACTIONS:

- Selected by the Colts in the seventh round of the 2010 NFL Draft (240th Overall).

2011 (COLTS):

- In his second season, competed in 16 games (15 starts) and totaled 104 tackles (50 solo), one forced fumble, one fumble recovery and two passes defended.
- Started at linebacker in the season opener at Houston (9/11) and totaled five tackles (four solo), one tackle for loss and two passes defended.
- Led the team with 10 tackles while adding one forced fumble against Cleveland (9/18).
- Posted a career-high 18 tackles (14 solo) and one tackle for loss at Tampa Bay (10/3).
- Finished with seven tackles (five solo) and one fumble recovery at Baltimore (12/11).

2010 (COLTS):

- Appeared in 12 games (nine starts) and was inactive for another four games. Finished the season with 47 tackles (31 solo), one forced fumble and one fumble recovery.
- Was one of five Colts players with double-digit special teams tackles (10).
- Made his NFL starting debut against the New York Giants (9/19) and recorded five tackles.
- Contributed with five tackles, one forced fumble and two special teams stops vs. Cincinnati (11/14).
- Finished with nine tackles against San Diego (11/28).
- Recorded four tackles, two special teams stops and one fumble recovery against Jacksonville (12/19).
- Tied a then-career-high with nine tackles against Tennessee (1/2).
- Started at linebacker in the Colts' Wild Card Playoff game against the New York Jets (1/8) and registered eight tackles.

COLLEGE:

- A four-year letterman at Clemson who started 27-of-52 career games at linebacker. Finished his collegiate career with 263 tackles (132 solo), 14 tackles for loss, 3.0 sacks, two forced fumbles, one interception and six passes defended.
- Led the Tigers in tackles during his final two seasons.
- Posted a career-best 103 tackles (55 solo), seven tackles for loss, 2.0 sacks and two forced fumbles as a senior.
- Totaled 97 tackles, 5.5 tackles for loss, one sack, three passes defended and one interception as a junior.
- As a sophomore, compiled 36 tackles (27 solo), 1.5 tackles for loss and three passes defended.
- Saw action in 12 games as a freshman and finished the season with 27 stops (15 solo).
- Holds a degree in sociology.

PERSONAL:

- Attended Manchester High School in Midlothian, Va., and was a three-year starter at running back and safety.
- Finished with 1,301 yards and 25 touchdowns as a senior.
- Was a first-team All-AAA Central Region and All-Richmond Metro selection.
- Finished his prep career as the school's all-time leading rusher.
- A native of Richmond, Va.

CAREER STATISTICS

Year	GP/GS	Solo	Asst.	Total	Sacks	PD	FF	FR	INT	Yards	Avg.	LG	TD
2011	16/15	50	54	104	0.0	2	1	1	0	0	0.0	0	0
2010	12/9	31	16	47	0.0	0	1	1	0	0	0.0	0	0
Total	28/24	81	70	151	0.0	2	2	2	0	0	0.0	0	0

CAREER PLAYOFF STATISTICS

Year	GP/GS	Solo	Asst.	Total	Sacks	PD	FF	FR	INT	Yards	Avg.	LG	TD
2010	1/1	8	0	8	0.0	0	0	0	0	0	0.0	0	0
Total	1/1	8	0	8	0.0	0	0	0	0	0	0.0	0	0

Special Teams Tackles: 10 (2010 – 10)



QUAN COSBY

WIDE RECEIVER, 5-9 195 TEXAS
NFL EXP: 4 (2ND YEAR WITH COLTS)
HOW ACQUIRED: W - 2011 (DENVER)
BORN: 12/23/82
GP/GS (PLAYOFFS): 42/0 (1/0)

14

CAREER TRANSACTIONS:

- Claimed by the Colts off waivers from Denver on December 28, 2011.
- Waived by the Broncos on December 27, 2011.
- Signed by Denver as a free agent on September 20, 2011.
- Waived by the Bengals on September 4, 2011.
- Originally signed by the Cincinnati Bengals as an undrafted free agent on May 1, 2009.

2011 (BRONCOS/COLTS):

- Claimed by the Colts off waivers (Denver) on December 28, but was listed as inactive for the final contest of the season at Jacksonville (1/1).
- Saw action in 10 games with the Broncos and totaled 27 punt returns for 269 yards (10.0 avg.) and 17 kickoff returns for 457 yards (26.9 avg.).
- Totaled four kickoff returns for 132 yards and a long of 63 yards at Minnesota (12/4).

2010 (BENGALS):

- Saw action in 16 contests for the Bengals and caught two passes for 16 yards while adding 30 punt returns for 225 yards (7.5 avg.) and three kickoff returns for 44 yards (14.7 avg.).

2009 (BENGALS):

- Played in all 16 games during his rookie season and tallied four receptions for 55 yards (13.8 avg.) with a long catch of 23 yards. Added 40 punt returns for 474 yards (11.9 avg.) and 13 kickoff returns for 239 yards (18.4 avg.).
- Caught three passes for 26 yards with a long catch of 14 yards in the team's Wild Card Playoff game against the New York Jets (1/9).

COLLEGE:

- Played four seasons (2005-2008) at Texas and finished second in school history in receptions (212), third in receiving yards (2,598) and fourth in receiving touchdowns (19).
- Competed in 52 games while making 35 starts.
- Averaged 23.7 yards on 73 kickoff returns and 11.3 yards on 33 punt returns.
- As a freshman was part of Texas' 13-0 national championship season.
- A consensus first-team All-Big 12 selection as a senior.

PERSONAL:

- Attended Mart (Texas) High School and was voted a two-time Class 2A All-State football selection at quarterback and defensive back.
- Batted .479 as a prep senior in baseball and won state track titles in 100 and 200 meters.
- Prior to his college football career, played four years (2001-2004) of pro baseball as an outfielder in the Angels' farm system.
- Born in Waco, Texas.

CAREER STATISTICS

Year	GP/GS	No.	RECEIVING				TD	No.	RUSHING			TD
			Yards	Avg.	LG	Yards			Avg.	LG		
2011 DEN/IND	10/0	0	0	0.0	0	0	0	0	0.0	0	0	
2010 CIN	16/0	2	16	8.0	11	0	0	0	0.0	0	0	
2009 CIN	16/0	4	55	13.8	23	0	1	-2	-2.0	-2	0	
Total	42/0	6	71	11.8	23	0	1	-2	-2.0	-2	0	

ADMINISTRATION

COACHING
STAFFFOOTBALL
OPERATIONSFOOTBALL
STAFF

PLAYERS

2011 SEASON
IN REVIEWCOLTS
HISTORY

RECORDS

COLTS IN THE
COMMUNITY

**CAREER PLAYOFF STATISTICS**

Year	GP/GS	No.	Yards	Avg.	LG	TD	No.	Yards	Avg.	LG	TD
2009 CIN	1/0	3	26	8.7	14	0	0	0	0.0	0	0
Total	1/0	3	26	8.7	14	0	0	0	0.0	0	0

CAREER RETURN STATISTICS

Year	GP/GS	PR	FC	Yards	Avg.	LG	TD	KR	Yards	Avg.	LG	TD
2011 DEN/IND	10/0	27	9	269	10.0	30	0	17	457	26.9	63	0
2010 CIN	16/0	30	21	225	7.5	20	0	3	44	14.7	18	0
2009 CIN	16/0	40	19	474	11.9	60	0	13	239	18.4	31	0
Total	42/0	97	49	968	10.0	60	0	33	740	22.4	63	0

**A.J. EDDS**

INSIDE LINEBACKER, 6-4 256 IOWA
NFL EXP: 3 (2ND YEAR WITH COLTS)
HOW ACQUIRED: FA - 2011
BORN: 9/18/87
GP/GS (PLAYOFFS): 11/0 (0/0)

52**CAREER TRANSACTIONS:**

- Signed by the Colts off the New England Patriots practice squad on September 28, 2011.
- Released by the Patriots on September 22, 2011 and was signed to the team's practice squad on September 24, 2011.
- Waived by the Dolphins on September 5, 2011 and was claimed off waivers by New England on September 6, 2011.
- Originally selected by the Miami Dolphins in the fourth round (119th overall) of the 2010 NFL Draft.

2011 (PATRIOTS/COLTS):

- Saw action in 11 games (two with the Patriots and nine with the Colts). Finished the season with 10 tackles (two solo) and two special teams stops.
- In two games with the Patriots, made one tackle against San Diego (9/18).
- Made his Colts debut at Tampa Bay (10/3), seeing action on special teams.
- Saw action at linebacker against Jacksonville (11/13) and finished with one tackle.
- Set a career-high with eight tackles (one solo) at New England (12/4) entering the game at middle linebacker.

2010 (DOLPHINS):

- Spent the season on Injured Reserve.

COLLEGE:

- Totaled 226 tackles (76 solo), 12.5 tackles for loss, 2.5 sacks, seven interceptions, 12 passes defended, two forced fumbles and three fumble recoveries at Iowa.
- In 2009, serving as a team captain, was voted a second team All-Big Ten selection by league coaches.
- Selected to participate in the 2009 Senior Bowl.

PERSONAL:

- A native of Greenwood, Ind., and attended Greenwood Community High School.
- Was a *PrepStar* All-America selection, the Johnson County Player of the Year and a finalist for Indiana's Mr. Football during his senior season.
- A three-time Associated Press first-team All-State choice.
- Recorded 55 catches for 940 yards and 13 touchdowns and 390 tackles and 12 interceptions over the course of his prep career.
- Participated in the Colts annual holiday shopping spree for 40 low-income youth.
- Visited soldiers at Camp Atterbury as a part of the NFL's Super Bowl XLVI outreach.

CAREER STATISTICS

Year	GP/GS	Solo	Asst.	Total	Sacks	PD	FF	FR	INT	Yards	Avg.	LG	TD
2011 NE/IND	11/0	2	8	10	0.0	0	0	0	0	0	0.0	0	0
2010													
Total	11/0	2	8	10	0.0	0	0	0	0	0	0.0	0	0

Special Teams Tackles: 2 (2011 – 2)



DARREN EVANS

RUNNING BACK, 6-0 232 VIRGINIA TECH
NFL EXP: 1 (1ST YEAR WITH COLTS)
HOW ACQUIRED: FA - 2011
BORN: 11/9/88
GP/GS (PLAYOFFS): 2/0 (0/0)

32

CAREER TRANSACTIONS:

- Signed by the Colts to a reserve/future contract on January 17, 2012.
- Waived by Indianapolis and signed to the practice squad on September 22, 2011. Signed back to the 53-man roster on October 11, 2011. Waived and signed to the practice squad on October 25, 2011. Signed to the 53-man roster on November 12, 2011. Waived and signed to the practice squad on November 24, 2011.
- Signed by the Colts as a free agent on July 29, 2011.

2011 (COLTS):

- Saw action in two games and was inactive for another two contests.
- Made his NFL debut at Cincinnati (10/16) and played on special teams.
- Competed on special teams against Jacksonville (11/13).

COLLEGE:

- In two seasons at Virginia Tech, posted 2,119 yards and 22 touchdowns on 438 carries. Also contributed with 26 receptions for 217 yards.
- Totaled 857 yards and 11 touchdowns on 151 carries for a 5.7 average during his junior season.
- As a freshman, totaled 1,254 yards and 11 touchdowns and was named the team's MVP in its Orange Bowl victory over Cincinnati.
- Tallied a school record 253 rushing yards against Maryland.

PERSONAL:

- An Indianapolis native who attended Warren Central High School.
- Was the 2006 EA Sports National Player of the Year and a *Parade* All-America selection at running back.
- As a senior, rushed for 2,806 yards and a state record 61 touchdowns.
- Voted *The Indianapolis Star* Indiana Mr. Football in his final prep season.
- Earned all-state honors as a junior and player of the year honors as a sophomore after rushing for over 2,000 yards.
- Participated in the Colts annual "Colts Day in Schools" initiative to read to local elementary students and deliver nearly 1,000 free books.

CAREER STATISTICS

Year	GP/GS	No.	Yards	RUSHING			RECEIVING				
				Avg.	LG	TD	No.	Yards	Avg.	LG	TD
2011	2/0	0	0	0.0	0	0	0	0	0.0	0	0
Total	2/0	0	0	0.0	0	0	0	0	0.0	0	0

ADMINISTRATION


COACHING
STAFFFOOTBALL
OPERATIONSFOOTBALL
STAFF

PLAYERS

2011 SEASON
IN REVIEWCOLTS
HISTORY

RECORDS

COLTS IN THE
COMMUNITY



JARRED FAYSON

WIDE RECEIVER, 6-0 213 ILLINOIS
NFL EXP: 1 (1ST YEAR WITH COLTS)
HOW ACQUIRED: FA - 2011
BORN: 10/13/87
GP/GS (PLAYOFFS): 0/0 (0/0)

16

CAREER TRANSACTIONS:

- Signed by the Colts to a reserve/future contract on January 7, 2012.
- Signed to the Colts' practice squad on November 22, 2011.
- Released by the Saints on September 3, 2011.
- Originally signed by the New Orleans Saints as an undrafted free agent on July 27, 2011.

2011(COLTS):

- Was released by the Saints prior to the start of the regular season and signed to the Colts' practice squad (11/22) where he spent the remainder of the season.

COLLEGE:

- Spent his first two years at Florida (2006-2007) prior to transferring to Illinois (2009-2010).
- Totaled 54 receptions for 573 yards and two touchdowns in two seasons at Illinois. Also contributed with 624 all-purpose yards.
- As a senior, ranked second on the team with 38 catches for 355 yards and one touchdown. Named the team's Most Improved Player at the annual postseason awards banquet.
- Was part of the 2006 Florida national championship team. Lined up at running back, wide receiver and returned punts and kickoffs for the Gators in 2007.
- Played in 11-of-13 games and totaled 12 catches for 148 yards and three touchdowns.
- As a freshman in 2006, carried the ball 14 times for 126 yards (9.0 avg.) in 13 games.
- Majored in sport management.

PERSONAL:

- Attended Hillsborough High School in Tampa, Fla.
- Was the 2005 *Tampa Tribune* Hillsborough County Player of the Year.
- Participated in the 2005 U.S. Army All-American Bowl.
- As a senior in 2005, totaled 30 touchdowns leading Hillsborough to an undefeated season.



GEORGE FOSTER

OFFENSIVE TACKLE, 6-5 338 GEORGIA
NFL EXP: 7 (1ST YEAR WITH COLTS)
HOW ACQUIRED: FA - 2012
BORN: 6/9/80
GP/GS (PLAYOFFS): 68/57 (3/3)

64

CAREER TRANSACTIONS:

- Signed by the Colts as a free agent on May 29, 2012.
- Signed by the Omaha Nighthawks of the United Football League in 2011.
- Signed by the New Orleans Saints on August 3, 2011 and was released on September 3, 2011.
- Signed by the Omaha Nighthawks of the UFL on August 21, 2010.
- Signed by the Cleveland Browns on June 5, 2009 and was released on August 24, 2009.
- Waived by Detroit on June 1, 2009.
- Traded to the Detroit Lions from Denver on March 2, 2007.
- Originally selected by the Denver Broncos in the first round (20th overall) of the 2003 NFL Draft.

2011 (OMAHA NIGHTHAWKS):

- Spent the 2011 NFL training camp with the New Orleans Saints prior to being released before the start of the regular season.
- Started all five games at tackle for the Omaha Nighthawks of the United Football League.

ADMINISTRATION

COACHING STAFF

FOOTBALL OPERATIONS

FOOTBALL STAFF

PLAYERS

2011 SEASON IN REVIEW

COLTS HISTORY

RECORDS

COLTS IN THE COMMUNITY

**2010 (OMAHA NIGHTHAWKS):**

- Started all eight games at right tackle for the Omaha Nighthawks of the UFL.

2009:

- Spent the 2009 NFL training camp with the Cleveland Browns prior to being released before the start of the regular season.

2008 (LIONS):

- Played in four games (three starts) at right tackle for Detroit.
- Dressed, but did not play in 11 contests and was inactive for one other game.

2007 (LIONS):

- Saw action in 15 games, including nine starts at right tackle in his first season with the Lions.
- Provided rushing lanes for Detroit running backs to generate 1,288 yards and 13 touchdowns.
- Blocked for quarterback Jon Kitna to throw for 4,068 yards and 18 touchdowns.

2006 (BRONCOS):

- Competed in all 16 games (13 starts) at right tackle for the Broncos.
- Helped pave the way for running back Tatum Bell to rush for 1,025 yards.
- Was a member of an offensive line that limited opponents to only 31.0 sacks for the season.

2005 (BRONCOS):

- Started all 16 games at right tackle for Denver.
- Helped lead the way for the Broncos to record its second-best rushing season in franchise history with 2,539 yards, which ranked second in the NFL (158.7 ypg.).
- Was part of an offensive line that allowed the third-fewest sacks in the league with 23.0.
- Blocked for running back Mike Anderson to generate 1,014 yards.

2004 (BRONCOS):

- Appeared in all 16 games at right tackle and did not miss an offensive snap.
- Was a member of an offensive line that set a franchise record by allowing only 15.0 sacks, which ranked third in the NFL.
- Opened rushing lanes for running back Reuben Droughns to accumulate 1,240 yards.

2003 (BRONCOS):

- Appeared in one game during his rookie campaign making his NFL debut at Green Bay (12/28).

COLLEGE:

- Was a two-year starter and four-year letterman at Georgia (1999-2002) who saw action in 43 games at both left and right tackle.
- Was part of an offensive unit that helped the Bulldogs finish with a No. 3 national ranking in both major polls and also helped the team win a school record 13 games, including victories in the SEC Championship Game and the 2003 Nokia Sugar Bowl.
- Helped UGA's offense total 4,761 yards as a junior.
- Majored in recreation and leisure studies.

PERSONAL:

- Attended Southeast High School in Macon, Ga.
- Was a class 4-A first-team all-state choice by the *Atlanta Journal-Constitution* and the Georgia Sports Writers Association.
- Posted 25 tackles and 7.0 sacks as a senior.
- Foster and his wife, Chanita, have five children: Kai, Jordan, Jada, Jersey and Amber.

CAREER GP/GS:**2008 DET:** 4/3**2007 DET:** 15/9**2006 DEN:** 16/13**2005 DEN:** 16/16 (2/2 Playoffs)**2004 DEN:** 16/16 (1/1 Playoffs)**2003 DEN:** 1/0**Total:** 68/57 (3/3)

ADMINISTRATION


COACHING
STAFFFOOTBALL
OPERATIONSFOOTBALL
STAFF

PLAYERS

2011 SEASON
IN REVIEWCOLTS
HISTORY

RECORDS

COLTS IN THE
COMMUNITY



JERRELL FREEMAN

INSIDE LINEBACKER, 6-0 234 MARY HARDIN-BAYLOR
NFL EXP: 1 (1ST YEAR WITH COLTS)
HOW ACQUIRED: FA - 2012
BORN: 5/1/86
GP/GS (PLAYOFFS): 0/0 (0/0)

50

CAREER TRANSACTIONS:

- Signed by the Colts to a reserve/future contract on January 19, 2012.
- Signed by the Saskatchewan Roughriders of the Canadian Football League in 2009.
- Released by the Titans prior to the start of the 2008 regular season.
- Originally signed by the Tennessee Titans as an undrafted free agent in 2008.

CFL CAREER:

- In three seasons with the Saskatchewan Roughriders of the CFL (2009-2011), totaled 144 tackles, 13.0 sacks, three interceptions, four fumble recoveries and one touchdown.
- Was a three-time CFL Defensive Player of the Week and 2011 CFL All-Star.
- Participated in two CFL Grey Cup games with the Roughriders.

2011 (SASKATCHEWAN ROUGHRIDERS):

- Set career highs and led the CFL in tackles (105) while adding 6.0 sacks, three interceptions and one fumble recovery.
- Earned CFL all-star honors and was selected as the West Division's nominee for most outstanding defensive player.
- Was named the CFL Defensive Player of the Week (10) and earned CFL Defensive Player of the Month honors (September).

2010 (SASKATCHEWAN ROUGHRIDERS):

- Competed at linebacker and started one regular season game as well as two playoff games and the Grey Cup.
- Finished the season with 24 tackles, one fumble recovery and led the team with 7.0 sacks.
- Won CFL Defensive Player of the Week honors (7) after totaling 3.0 sacks against the BC Lions.

2009 (SASKATCHEWAN ROUGHRIDERS):

- Used primarily on special teams and recorded a team-high 25 special teams tackles. Also added 15 tackles, two fumble recoveries and one touchdown.
- Was nominated as the team's Most Outstanding Rookie.

COLLEGE:

- Finished his career at the University of Mary Hardin-Baylor (2004-2007) as the school's all-time leader in tackles and became the first Cru player to go over 300 career tackles.
- Named *D3football.com* Defensive Player of the Year as a senior.
- Was a two-time All-America selection and a three-time American Southwest Conference first-team All-Conference choice.
- Finished his senior season with 112 tackles, 18.5 tackles for loss, 6.0 sacks, three forced fumbles, seven passes defended and one blocked punt that he returned for a touchdown.

PERSONAL:

- Attended University High School in Waco, Texas where he grew up.
- Son of Jimmy and Angela Freeman.

ADMINISTRATION

COACHING
STAFFFOOTBALL
OPERATIONSFOOTBALL
STAFF

PLAYERS

2011 SEASON
IN REVIEWCOLTS
HISTORY

RECORDS

COLTS IN THE
COMMUNITY



DWIGHT FREENEY

OUTSIDE LINEBACKER, 6-1 268 SYRACUSE
NFL EXP: 11 (11TH YEAR WITH COLTS)
HOW ACQUIRED: D1 - 2002 (11TH OVERALL)
BORN: 2/19/80
GP/GS (PLAYOFFS): 149/129 (16/16)

93

CAREER TRANSACTIONS:

- Selected by the Colts in the first round of the 2002 NFL Draft (11th Overall).

PRO CAREER:

- A seven-time Pro Bowl selection earning his latest honor in 2011.
- In 2008, was voted to the Pro Bowl along with teammate Robert Mathis as the two became the first defensive end duo in club history since 1958 (Gino Marchetti and Don Joyce) to both appear in the game. Freeney and Mathis became the first defensive end tandem since 1970 from the same team to be named to three consecutive Pro Bowls.
- Topped 100.0 career sacks in 2011 and currently ranks tied for 23rd in the NFL all-time with 102.5 sacks entering the 2012 campaign. His sack total is also tops in franchise history.
- Led the NFL in sacks with 16.0 in 2004, becoming the first member of the Colts franchise to accomplish the feat.
- Is the only Colts player with seven double-digit sack seasons, including four consecutive from 2002-2005 and has recorded seven of the 17 double-digit sack seasons in team annals.
- Was tied for the fifth-most sacks for the first five seasons of an NFL career with 56.5. He had ranked fourth among NFL players in career sacks (24.0) after two seasons and third (40.0) after three seasons.
- Has 25 multiple-sack games, including five three-plus sack contests.
- Has produced quarterback takedowns in 76-of-150 career games, 67-of-130 career starts and has tallied sacks against 50 different quarterbacks and 26 different NFL teams.
- Compiled a franchise record nine consecutive games with at least one sack dating from Game 16 of the 2008 season through Game 8 of the 2009 campaign. His streak tied Bruce Smith (1986-1987) and Kevin Greene (1997-1998) for the third longest in NFL history. The league record is 10-straight games.
- His streak of eight consecutive games with a sack to start a season in 2009 also tied teammate Robert Mathis' NFL record for consecutive games with a sack to start a season.
- From 2002-2011, ranks second in the NFL in sacks (102.5) behind Minnesota Vikings defensive end Jared Allen (105.0).
- Dating back to his rookie season in 2002, leads the NFL in forced fumbles with 43 and has totaled seven career games with multiple forced fumbles.
- Entering the 2012 season, the Colts are 56-20 when he tallies at least one sack in a game and 26-8 when notching at least one forced fumble.
- Was named to The Associated Press NFL All-Pro first-team for a second consecutive season in 2005 and was also named an AP All-Pro first-team choice in 2009.
- Was named to the NFL All-Decade Team (2000-2009).
- Freeney and Mathis combined for 21.0 sacks in 2010 marking the fifth time they combined for at least 20.0 sacks in a single season. The two also have 10.0-plus sacks in four different seasons, surpassing Reggie White and Clyde Simmons for the most seasons (four) of 10.0-plus sacks each by teammates in NFL history.
- Is one of 13 different Colts players to participate in 100-plus wins.

2011 (COLTS):

- Started 15-of-16 contests and finished the season with 19 tackles (13 solo), 8.5 sacks and two forced fumbles.
- Was named to his seventh career Pro Bowl.
- Became the 26th player in NFL history to top 100.0 career sacks, accomplishing the feat against Baltimore (12/11) in Week 14.
- Finished with two tackles (two solo), one sack and one forced fumble against Cleveland (9/18).
- Totaled four tackles (three solo), 2.0 sacks and one forced fumble against Pittsburgh (9/25). His fumble was recovered by Jamaal Anderson and returned 47 yards for a touchdown.
- Posted four tackles (two solo) and 1.5 sacks vs. Kansas City (10/9).
- Dropped Carolina (11/27) quarterback Cam Newton for a 20-yard loss to register sack number 5.5 of the season. Also added two tackles and two quarterback pressures.
- Compiled 2.0 sacks of Baltimore (12/11) quarterback Joe Flacco to become the 26th player in NFL history to reach the 100-sack milestone for his career.
- In the season finale at Jacksonville (1/1), registered the team's third sack of the game to finish with 8.5 quarterback takedowns for the season.

ADMINISTRATION

COACHING
STAFFFOOTBALL
OPERATIONSFOOTBALL
STAFF

PLAYERS

2011 SEASON
IN REVIEWCOLTS
HISTORY

RECORDS

COLTS IN THE
COMMUNITY

**2010 (COLTS):**

- Started 16 games and totaled 25 tackles (21 solo), 10.0 sacks, five forced fumbles, two passes defended and 19 quarterback pressures.
- Earned his sixth career Pro Bowl honor, and along with teammate Robert Mathis, became the first defensive end tandem since 1970 from the same team to be named to three consecutive Pro Bowls.
- Was the recipient of the team's Ed Block Courage Award.
- Named to the PFW/PFWA All-AFC Team.
- Earned AFC Defensive Player of the Week honors for his performance against the Houston Texans (11/1).
- Recorded his seventh career 10.0-plus sack season.
- Had two tackles and one sack at Houston (9/12).
- Tallied three tackles, 2.0 sacks and two forced fumbles against the New York Giants (9/19). His first sack-forced fumble of the game led to a one-yard touchdown return by teammate Fili Moala. The game marked his 21st career multiple-sack and seventh multiple forced fumble contests.
- Contributed with two tackles, 2.0 sacks and one forced fumble against Houston (11/1) and earned AFC Defensive Player of the Week honors for his performance.
- Registered three tackles, one sack and one forced fumble against Cincinnati (11/14).
- Totaled three tackles and one sack at New England (11/21).
- Started at defensive end in the team's Wild Card Playoff game against the New York Jets (1/8) and added four tackles and one quarterback pressure.

2009 (COLTS):

- Appeared in 14 games, and was inactive for another two contests.
- Finished the season with 31 tackles (24 solo), 13.5 sacks, one forced fumble, one pass defended and 20 quarterback pressures.
- Earned his fifth career Pro Bowl selection and was named to The Associated Press (first-team), *The Sporting News*, PFW/PFWA and *Sports Illustrated* NFL All-Pro Teams for his third career occasion.
- Named to the NFL All-Decade Team (2000-2009).
- Finished with his sixth career 10.0-plus sack season while his total ranked tied for third in the NFL. His sack total ranked as the second-highest for a single-season in franchise history.
- Recorded a sack in nine straight games (dating back to 2008 season). The streak is a franchise record and tied the third longest in NFL history.
- Tied teammate Robert Mathis' NFL record with a sack in eight consecutive games to start a season.
- Had four tackles and one sack at Miami (9/21).
- Posted two tackles, 2.0 sacks, one forced fumble and six quarterback pressures at Arizona (9/27).
- Registered four tackles, one sack, one pass defended and three quarterback pressures at St. Louis (10/25).
- Tallied seven tackles and 1.5 sacks against Houston (11/8). His first quarter sack marked the ninth straight game with a quarterback takedown.
- Compiled two tackles and 2.0 sacks against the New York Jets (12/27).
- Started three games in the postseason and totaled eight tackles, one sack and three quarterback pressures.
- Recorded four stops against Baltimore (1/16) in the Divisional Playoffs.
- Finished with three tackles against the New York Jets in the AFC Championship Game (1/24).
- Notched one sack against New Orleans in Super Bowl XLIV (2/7).

2008 (COLTS):

- Competed in 15 games (14 starts) and was inactive for one contest against Tennessee (12/28). Totaled 30 tackles (23 solo), 10.5 sacks, four forced fumbles and 33 quarterback pressures.
- Earned his fourth career Pro Bowl selection.
- Was named AFC Defensive Player of the Month (November).
- Tallied his fifth career 10.0-plus sack season and had three multiple-sack games.
- Compiled two tackles and one sack vs. Chicago (9/7).
- Contributed with four tackles, one sack and one forced fumble at Minnesota (9/14).
- Posted six solo tackles, one sack and one forced fumble at Houston (10/5).
- Notched 2.0 sacks, one forced fumble and four quarterback pressures at Pittsburgh (11/9).
- Tallied 2.0 sacks against Houston (11/16).
- Recorded one sack, one forced fumble and four quarterback pressures at Cleveland (11/30). His sack-forced fumble led to a 37-yard touchdown return by teammate Robert Mathis.
- Accumulated three solo stops and 1.5 sacks against Cincinnati (12/7).
- Finished with two tackles, 2.0 sacks and three quarterback pressures in the team's Wild Card Playoffs at San Diego (1/3).

**2007 (COLTS):**

- Started in nine games before suffering a foot injury at San Diego (11/11) and being placed on Injured Reserve three days later.
- Totaled 34 tackles, 3.5 sacks, four forced fumbles and 19 quarterback pressures.
- Named AFC Defensive Player of the Week for his performance against Jacksonville (10/22).
- Had seven tackles (five solo), one sack and two forced fumbles vs. Denver (9/30).
- Recorded seven tackles (five solo), 2.0 sacks (including one for a safety) and two forced fumbles at Jacksonville (10/22). The contest marked his sixth-career multiple forced fumble game and the safety was the first for the team since 10/29/00 against Detroit (DT-Josh Williams). Was named AFC Defensive Player of the Week for his efforts.

2006 (COLTS):

- Started all 16 games and totaled 45 tackles (35 solo), 5.5 sacks, four forced fumbles, two passes defended and 33 quarterback pressures.
- Was named AFC Defensive Player of the Week for his performance against Cincinnati (12/18).
- Registered 0.5 sacks at Denver (10/29) while posting quarterback takedowns against Buffalo (11/12) and at Dallas (11/19).
- Posted five solo tackles, 3.0 sacks and three forced fumbles against Cincinnati (12/18). The game marked his fifth career three-sack contest and second career game with three forced fumbles. Earned AFC Defensive Player of the Week honors for his efforts.
- Tallied three tackles, 2.0 sacks and one forced fumble against Kansas City (1/6) in the Wild Card Playoffs.
- Saw action at Baltimore (1/13) in the Divisional Playoffs.
- Finished with two tackles against New England (1/21) in the AFC Championship Game.
- Contributed with one fumble recovery against Chicago in Super Bowl XLI (2/4).

2005 (COLTS):

- Started 13-of-16 games and finished the season with 39 tackles (37 solo), 11.0 sacks, six forced fumbles, three passes defended and 24 quarterback pressures.
- Earned Pro Bowl honors for his third consecutive season.
- Was named to The Associated Press (first-team) and *The Sporting News* NFL All-Pro Teams, PFW/PFWA All-NFL and All-AFC teams, and was selected as the Kansas City Committee of 101 AFC Defensive Player of the Year.
- Was named AFC Defensive Player of the Month (September) with 11 tackles (nine solo), 4.0 sacks and one forced fumble.
- Had seven tackles, 3.0 sacks and one forced fumble vs. Cleveland (9/25).
- Compiled three solo tackles, one sack and one forced fumble at San Francisco (10/9).
- Recorded four solo tackles, one sack and one forced fumble at Houston (10/23), marking his third consecutive contest with a forced fumble.
- Registered three solo stops, one sack and one pass defended against Houston (11/13).
- Tallied four solo tackles, 2.0 sacks and one forced fumble against Tennessee (12/4).
- Made one solo tackle, one sack and one pass defended against Pittsburgh (1/15) in the Divisional Playoffs.

2004 (COLTS):

- Started 16 games and totaled 47 tackles (39 solo), 16.0 sacks, four forced fumbles, three passes defended and 47 quarterback pressures.
- Became the first Colts player to win the league sack title.
- Earned his second consecutive Pro Bowl bid, his first as a starter.
- Earned AFC Defensive Player of the Month honors for December/January.
- Was named to The Associated Press, *Sports Illustrated*, *The Sporting News* and *College and Pro Football Newsweekly* NFL All-Pro first-team, PFW/PFWA All-AFC and All-NFL teams, NFL Alumni Pass Rusher of the Year and CPFN NFL All-Pro first-team.
- Contributed with 2.0 sacks against Jacksonville (10/24), Minnesota (11/8) and Baltimore (12/19).
- Recorded two three-plus sack games against Tennessee (12/5) and at Houston (12/12).
- Finished with one tackle against Denver (1/9) in the team's AFC Wild Card Playoff game.
- Posted one tackle and one sack at New England (1/16) in the Divisional Playoffs.

ADMINISTRATION

COACHING
STAFFFOOTBALL
OPERATIONSFOOTBALL
STAFF

PLAYERS

2011 SEASON
IN REVIEWCOLTS
HISTORY

RECORDS

COLTS IN THE
COMMUNITY

**2003 (COLTS):**

- Started 13-of-15 games and was inactive for one contest against Jacksonville (9/21). Finished the year with 41 tackles (38 solo), 11.0 sacks, four forced fumbles, two fumble recoveries, one pass defended and 23 quarterback pressures.
- Earned his first career Pro Bowl nomination. Became the first Colts defensive player since 1987 (Duane Bickett) to make the Pro Bowl and was club's first lineman tabbed since 1977 (Ernie Barnes/John Dutton).
- Was an Associated Press NFL All-Pro second-team choice, PFW/PFWA All-AFC team selection and *Football Digest* NFL All-Pro Team choice.
- Named AFC Defensive Player of the Week for his performance against Miami (11/2).
- Recorded his second consecutive double-digit sack season becoming the first Colts player with two straight 10.0-plus sack seasons.
- Notched sacks in eight games after having sacks in 10 outings in 2002.
- Registered a 19-yard fumble recovery for a touchdown at New Orleans (9/28) for his first career score.
- Had four solo tackles, 2.0 sacks and one forced fumble vs. Carolina (10/12).
- Talled six solo tackles, 3.0 sacks and two forced fumbles at Miami (11/2), and won AFC Defensive Player of the Week honors.
- Posted sacks in four consecutive games (11/16 – 12/7) for the first time in his career.
- Batted a two-point conversion pass at Tennessee (12/7) to preserve 29-27 win.
- Had five solo tackles and one forced fumble against Denver (1/4) in the team's Wild Card Playoff game.
- Totaled one tackle at Kansas City (1/1) in the Divisional Playoffs.
- Finished with two tackles at New England (1/18) in the AFC Championship Game.

2002 (COLTS):

- Started the final eight games of the year after starting the season as a reserve. Produced one of the finest seasons by an NFL defensive rookie by recording 47 tackles (43 solo), 13.0 sacks, nine forced fumbles, one fumble recovery and one pass defended.
- Was twice named AFC Defensive Rookie of the Month (November and December) and AFC Defensive Rookie of the Week for his performance at Philadelphia (11/10).
- Named to the PFW/PFWA NFL All-Rookie Team.
- His 13.0 sacks marked a team record and was the second-highest total ever by an NFL rookie (14.5, DE-Jevon Kearse, Tennessee in 1999) while he led the team with nine forced fumbles and 36 quarterback pressures.
- Posted his first career sack at Houston (9/22).
- Finished with one sack each against Cincinnati (10/6) and Pittsburgh (10/21).
- Totaled five tackles and one sack against Tennessee (11/3).
- Made his first career start at Philadelphia (11/10) and was named AFC Defensive Player of the Week with seven tackles, three forced fumbles and one sack.
- Compiled 2.0 sacks and one forced fumble against Dallas (11/17).
- Contributed with one sack, one forced fumble and four quarterback pressures vs. Houston (12/1).
- Recorded four solo stops, one sack and two forced fumbles at Tennessee (12/8).
- Registered 2.0 sacks and seven tackles at Cleveland (12/15).
- Set a then-Colts seasonal sack record (13.0) after adding two quarterback takedowns against Jacksonville (12/29) along with six solo tackles and his ninth forced fumble.
- Started in the team's Wild Card Playoff game at the New York Jets (1/4) and finished with seven solo tackles and one sack.

COLLEGE:

- A two-year starter at Syracuse who started 22-of-39 career games and ranked second in school history with 34.0 sacks (Tim Green, 45.5).
- Totaled 104 career tackles (68 solo), 14 forced fumbles, three fumble recoveries, six passes defended, 51 tackles for loss and 43 quarterback pressures.
- Holds the NCAA seasonal record for forced fumbles (11) and fumble recoveries (three) in 2001.
- Recorded a string of 17 consecutive games with at least one sack, which ended in 2001.
- Started every game as a senior and led the nation with 17.5 sacks. His total broke Green's prior season mark of 15.0. Also contributed with 50 tackles (33 solo), eight forced fumbles (conference record), three fumble recoveries, 26 tackles for loss and 26 quarterback pressures.
- Was a consensus All-America and All-Big East Conference first-team choice and was named the Big East co-Defensive Player of the Year.
- Was finalist for the Lombardi (best lineman), Bednarik (top defensive player) and Nagurski (outstanding defensive player) Awards.
- Earned Big East Player of the Week honors on four occasions, matching a conference seasonal record.
- As a junior, had 32 stops (23 solo), 13.0 sacks, 18 tackles for loss, three forced fumbles and eight quarterback pressures.
- Was named to the *BCSfootball.com* All-America second-team, and All-ECAC and All-Big East Conference first-teams.
- Totaled 19 tackles (nine solo), 3.5 sacks, five tackles for loss, one forced fumble and three quarterback pressures as a sophomore.
- Started one-of-10 games as freshman and finished the year with three stops, two tackles for loss, two forced fumbles and six quarterback pressures.

**PERSONAL:**

- Attended Bloomfield (Conn.) High School and was a *SuperPrep*, *Prep Football Report*, *USA Today*, *Hartford Courant* and *Blue Chip Illustrated* All-America selection.
- Was an All-Central Connecticut West pick and served as a team captain.
- Was a four-sport letterman, including three letters in football, four in basketball and baseball and one in soccer.
- Participated in "Shop with a Colt" program, leading a group of underprivileged children on a shopping spree for sports equipment and apparel.
- Established his annual Dwight Freeney Full-Contact Football Camp in 2005 with proceeds benefiting various charities.
- Donates 200 tickets to underserved youth each Colts season as a part of the team's Community Ticket Block program.
- Also launched the Dwight Freeney Foundation.
- A native of Bloomfield, Conn.

CAREER STATISTICS

Year	GP/GS	Solo	Asst.	Total	Sacks	PD	FF	FR	INT	Yards	Avg.	LG	TD
2011	16/15	13	6	19	8.5	0	2	0	0	0	0.0	0	0
2010	16/16	21	4	25	10.0	2	5	0	0	0	0.0	0	0
2009	14/9	24	7	31	13.5	1	1	0	0	0	0.0	0	0
2008	15/14	23	7	30	10.5	0	4	0	0	0	0.0	0	0
2007	9/9	29	5	34	3.5	0	4	0	0	0	0.0	0	0
2006	16/16	35	10	45	5.5	2	4	0	0	0	0.0	0	0
2005	16/13	37	2	39	11.0	3	6	0	0	0	0.0	0	0
2004	16/16	39	8	47	16.0	3	4	0	0	0	0.0	0	0
2003	15/13	38	3	41	11.0	1	4	2	0	0	0.0	0	0
2002	16/8	43	4	47	13.0	1	9	1	0	0	0.0	0	0
Total	149/129	302	56	358	102.5	13	43	3	0	0	0.0	0	0

CAREER PLAYOFF STATISTICS

Year	GP/GS	Solo	Asst.	Total	Sacks	PD	FF	FR	INT	Yards	Avg.	LG	TD	
2010	1/1	3	1	4	0.0	0	0	0	0	0	0.0	0	0	
2009	3/3	4	4	8	1.0	0	0	0	0	0	0.0	0	0	
2008	1/1	2	0	2	2.0	0	0	0	0	0	0.0	0	0	
2007					INJURED RESERVE									
2006	4/4	4	1	5	2.0	0	1	1	0	0	0.0	0	0	
2005	1/1	1	0	1	1.0	1	0	0	0	0	0.0	0	0	
2004	2/2	2	0	2	1.0	0	0	0	0	0	0.0	0	0	
2003	3/3	8	0	8	1.0	0	1	0	0	0	0.0	0	0	
2002	1/1	7	0	7	1.0	0	0	0	0	0	0.0	0	0	
Total	16/16	31	6	37	9.0	1	2	1	0	0	0.0	0	0	

ADDITIONAL STATISTICS:

- Recorded a 19-yard fumble recovery for a touchdown at New Orleans on September 28, 2003.

**MARIO HARVEY**

INSIDE LINEBACKER, 6-0 264 MARSHALL
NFL EXP: 1 (1ST YEAR WITH COLTS)
HOW ACQUIRED: FA - 2012
BORN: 8/10/87
GP/GS (PLAYOFFS): 0/0 (0/0)

54**CAREER TRANSACTIONS:**

- Signed by the Colts to a reserve/future contract on January 20, 2012.
- Originally signed as an undrafted free agent by the Pittsburgh Steelers on July 26, 2011, but was released prior to the start of the regular season.

2011:

- Signed by the Pittsburgh Steelers as an undrafted free agent, but was released prior to the start of the regular season.

ADMINISTRATION

COACHING
STAFFFOOTBALL
OPERATIONSFOOTBALL
STAFF

PLAYERS

2011 SEASON
IN REVIEWCOLTS
HISTORY

RECORDS


COLTS IN THE
COMMUNITY

**COLLEGE:**

- Played in 46 games (40 starts) at Marshall University and finished his collegiate career with 421 tackles, 21.0 sacks and one interception.
- Earned first-team All-Conference USA honors in 2009 and 2010.
- As a senior, started all 12 contests and finished the season with 144 tackles, 8.5 sacks and one forced fumble.
- During his junior season, was a candidate for the Bronko Nagurski Trophy and the Lombardi Award, leading the team with 117 tackles, 8.5 tackles for loss and seven sacks.
- Was a preseason All-Conference USA selection and All-America candidate during his junior season.

PERSONAL:

- Attended Mary Person High School in Forsyth, Ga.
- Rated as a top-30 prep player by *Rivals.com* in 2005.
- A native of Forsyth, Ga.

**JUSTIN HICKMAN****OUTSIDE LINEBACKER, 6-2 258 UCLA****NFL EXP: 1 (1ST YEAR WITH COLTS)****HOW ACQUIRED: FA - 2012****BORN: 7/20/85****GP/GS (PLAYOFFS): 0/0 (0/0)****55****CAREER TRANSACTIONS:**

- Signed by the Colts as a free agent on February 9, 2012.
- Was signed by the Hamilton Tiger-Cats of the Canadian Football League in 2009.
- Originally signed by the Washington Redskins as an undrafted free agent on April 30, 2007, but was released prior to the start of the regular season on September 1.

CFL CAREER:

- In three seasons with the Hamilton Tiger-Cats (2009-2011), recorded 144 tackles, 27.0 sacks and three fumble recoveries.

2011 (HAMILTON TIGER-CATS):

- Started all 18 games and was named an East Division All-Star and CFL All-Star. Finished the season with 49 tackles, 13.0 sacks, two tackles for loss and five forced fumbles.
- Nominated as the Tiger-Cats' Most Outstanding Player and Most Outstanding Defensive Player.
- Tied for the CFL lead with 13.0 sacks.
- Competed in both of Hamilton's playoff contests.

2010 (HAMILTON TIGER-CATS):

- Started all 18 games in his second season with the Tiger-Cats and finished the year with 7.0 sacks.
- Played in the Tiger-Cats' Eastern Semi-Final loss to Toronto.

2009 (HAMILTON TIGER-CATS):

- Started all 18 games at defensive end in his rookie CFL season.
- Made his debut on July 1 against Toronto and recorded his first career sack when he brought down Argos quarterback Kerry Joseph in the second quarter.
- Named CFL Defensive Player of the Week (17).
- Selected as the CFL Defensive Player of the Month in October.
- Started in the Tiger-Cats' Eastern Semi-Final loss to B.C.

2007:

- Signed with the Redskins on April 30, but was released by the team prior to the start of the regular season.

**COLLEGE:**

- Spent three seasons (2004-2006) at UCLA and totaled 95 tackles (60 solo), 19.5 sacks and 31 tackles for loss in 35 games.
- Was named to the All-Pac-10 Conference team, the 2006 Walter Camp All-America team and was a consensus All-America selection in 2006.
- Was a finalist for the 2006 Ted Hendricks Award, presented annually to the nation's top defensive end.
- Named UCLA's Defensive MVP and Most Outstanding Senior in 2006.
- Played one season (2003) at Glendale Community College where he tallied 60 tackles and 10.0 sacks.
- Earned first-team Western States Football League honors and first-team Arizona College honors.
- Majored in history.

PERSONAL:

- Attended St. Mary's High School in Phoenix, Ariz., and competed at defensive end and offensive guard.
- Won the Desert Valley Region Championship in his senior season.
- Named first-team Desert Valley Region as a senior on defense and second-team honors on offense.
- Along with football, lettered in track in throwing events.
- Hickman's father, Donnie, played on the offensive line at USC from 1974-1976.
- Resides in Glendale, Ariz.



JERMALE HINES

SAFETY, 6-1 222 OHIO STATE
NFL EXP: 2 (2ND YEAR WITH COLTS)
HOW ACQUIRED: FA - 2011
BORN: 11/11/87
GP/GS (PLAYOFFS): 10/0 (0/0)

26

CAREER TRANSACTIONS:

- Signed by the Colts off the Carolina Panthers practice squad on November 30, 2011.
- Placed on the Panthers practice squad on November 17, 2011.
- Released by Indianapolis on October 23, 2011 and was claimed by the Panthers.
- Waived by the St. Louis Rams on September 28, 2011 and was claimed by the Colts the following day.
- Originally selected by the Rams in the fifth round (158th overall) of the 2011 NFL Draft.

2011 (COLTS/PANTHERS):

- Competed in 10 games with Indianapolis (five) and Carolina (five) and totaled one tackle with the Panthers and two special teams stops with the Colts.
- Made his Colts debut at New England (12/24) seeing action on special teams.
- Had two special teams tackles (one solo) vs. Houston (12/22).

COLLEGE:

- Appeared in 44 games (29 starts) and recorded 157 career tackles (89 solo), 1.5 sacks, 7.5 tackles for loss, three interceptions, eight passes defended, three fumble recoveries and one touchdown at Ohio State.
- As a senior in 2010, was an All-Big Ten Conference first-team selection and the recipient of the Arnie Chonko Award, given by the Ohio State coaches to the team's most outstanding defensive back.

PERSONAL:

- Attended Glenville High School in Cleveland, Ohio and was the team's defensive MVP as a sophomore, junior and senior.
- Ran for 800 yards as a senior and threw for 750 yards and nine touchdowns.
- Started at quarterback and linebacker during his junior season.
- Recorded 97 tackles as a junior along with 8.0 sacks and four interceptions.
- A native of Cleveland, Ohio.

CAREER STATISTICS

Year	GP/GS	Solo	Asst.	Total	Sacks	PD	FF	FR	INT	Yards	Avg.	LG	TD
2011 CAR/IND	10/0	1	0	1	0.0	0	0	0	0	0	0.0	0	0
Total	10/0	1	0	1	0.0	0	0	0	0	0	0.0	0	0

Special Teams Tackles: 2 (2011 - 2)

ADMINISTRATION


COACHING
STAFFFOOTBALL
OPERATIONSFOOTBALL
STAFF

PLAYERS

2011 SEASON
IN REVIEWCOLTS
HISTORY

RECORDS

COLTS IN THE
COMMUNITY



JERRY HUGHES

OUTSIDE LINEBACKER, 6-2 254 TCU
NFL EXP: 3 (3RD YEAR WITH COLTS)
HOW ACQUIRED: D1 - 2010 (31ST OVERALL)
BORN: 8/13/88
GP/GS (PLAYOFFS): 24/1(1/0)

92

CAREER TRANSACTIONS:

- Selected by the Colts in the first round of the 2010 NFL Draft (31st Overall).

2011 (COLTS):

- Played in 12 games (one start) and was inactive for another four contests. Finished the season with nine tackles (four solo) and one sack. Also contributed with seven special teams stops.
- Registered his first career sack at Tampa Bay (10/3).
- Saw action at Tennessee (10/30) and finished with one solo tackle while helping to limit Titans running back Chris Johnson to 34 total rushing yards.
- Made two tackles (one solo) and added one special teams stop against Carolina (11/27).
- Recorded his first career start, opening the game at defensive end vs. Houston (12/22).
- Notched two tackles (one solo) in the season finale at Jacksonville (1/1).

2010 (COLTS):

- Appeared as a reserve defensive end and special teamer in 12 games while being inactive for another four.
- Finished the year with six solo tackles, one quarterback pressure and two special teams stops.
- Posted two tackles against Cincinnati (11/14) and three stops against Tennessee (1/2).
- Saw action on defense and special teams during the team's Wild Card Playoff game against the New York Jets (1/8).

COLLEGE:

- A four-year letterman at TCU who started 27-of-49 career games, including his final 26 outings.
- Finished his collegiate career with 142 career tackles (82 solo), 28.5 sacks, 40.5 tackles for loss, eight forced fumbles, four fumble recoveries and four passes defended while adding three interceptions, one of which was returned for a touchdown.
- Totaled 26.5 sacks and eight multiple-sack games in his final 26 starts, as his career sack total (28.5) was tied for the second-most in school history with Bo Schobel and behind Aaron Schobel (31.0).
- His 40.5 tackles for loss ranked second in school and Mountain West Conference history while his eight forced fumbles were a school record and ranked fifth in conference history.
- Started 13 games as a senior and helped the team to a 12-1 record while leading a defense that ranked first in the nation in total defense.
- Finished the season with a career-high 58 tackles (32 solo), 11.5 sacks, 16.5 tackles for loss, two forced fumbles, one fumble recovery and three passes defended.
- Earned consensus All-America honors for the second consecutive season.
- Was the recipient of Ted Hendricks Award (nation's top defensive end) and Lott Trophy. Was also a finalist for the Bronko Nagurski Trophy, Rotary Lombardi Award and Lowe's Senior CLASS Award. Was a semi-finalist for the Chuck Bednarik Award (second occasion) and was the MWC Defensive Player of the Year while garnering first-team All-MWC honors.
- Also received the Local Hero Award for his work in the community.
- Led the NCAA with a career-best 15.0 sacks and six forced fumbles as a junior. His 15.0 sacks ranked second in school history (17.0, Bo Schobel).
- Earned first-team All-America honors from *The NFL Draft Report*, Walter Camp, Football Writers Association of America, *The Sporting News*, The Associated Press, *ESPN, Sports Illustrated, College Football News* and *Rivals.com*.
- Was one of five finalists for the Bronko Nagurski Trophy and a finalist for the Ted Hendricks Award. Was a semi-finalist for the Chuck Bednarik Award as a junior.
- Holds a degree in communications.

ADMINISTRATION

COACHING
STAFFFOOTBALL
OPERATIONSFOOTBALL
STAFF

PLAYERS

2011 SEASON
IN REVIEWCOLTS
HISTORY

RECORDS

COLTS IN THE
COMMUNITY

**PERSONAL:**

- Attended Stephen F. Austin High School in Sugar Land, Texas and was a three-year letterman in football.
- Rushed for 1,412 yards and 21 touchdowns while adding 215 receiving yards and three touchdowns receiving as a senior.
- Was a first-team all-district choice at running back and kickoff returner.
- Also lettered in baseball.
- Volunteered at the Million Meal Marathon, helping to pack nearly 500,000 meals for Kids Against Hunger.
- Born in Sugar Land, Texas.


CAREER STATISTICS

Year	GP/GS	Solo	Asst.	Total	Sacks	PD	FF	FR	INT	Yards	Avg.	LG	TD
2011	12/1	4	5	9	1.0	0	0	0	0	0	0.0	0	0
2010	12/0	6	0	6	0.0	0	0	0	0	0	0.0	0	0
Total	24/1	10	5	15	1.0	0	0	0	0	0	0.0	0	0

CAREER PLAYOFF STATISTICS

Year	GP/GS	Solo	Asst.	Total	Sacks	PD	FF	FR	INT	Yards	Avg.	LG	TD
2010	1/0	0	0	0	0.0	0	0	0	0	0	0.0	0	0
Total	1/0	0	0	0	0.0	0	0	0	0	0	0.0	0	0

Special Teams Tackles: 9 (2011 – 7, 2010 – 2)

**BEN IJALANA**

OFFENSIVE GUARD, 6-4 337 VILLANOVA
NFL EXP: 2 (2ND YEAR WITH COLTS)
HOW ACQUIRED: D2A - 2011 (49TH OVERALL)
BORN: 8/6/89
GP/GS (PLAYOFFS): 4/0 (0/0)

71**CAREER TRANSACTIONS:**

- Selected by the Colts in the second round of the 2011 NFL Draft (49th Overall).

2011 (COLTS):

- Competed in four contests before being placed on Injured Reserve with a knee injury on October 5.
- Made his NFL debut at Houston (9/11), seeing action on special teams.
- Replaced an injured Anthony Castonzo at left tackle in the first quarter at Tampa Bay (10/3) before leaving the game with a knee injury.

COLLEGE:

- A four-year performer at Villanova who started all 53 career games at left tackle.
- Is one of four players in school history to earn All-America honors in multiple seasons, one of 10 school offensive linemen to gain All-America notice and one of two to earn all-conference honors three times.
- Villanova posted a 40-13 record during his collegiate career.
- Started 14 games as a senior as the offense totaled an average of 194.9 rushing yards per game and 30.8 points per game.
- Was a first-team All-America choice by *The NFL Draft Report*, *Walter Camp* and *Sports Network* and was a second-team selection by *The Associated Press*.
- Was the only lineman candidate for the *Walter Payton Award* and the only FCS player on the *Outland Trophy* watch list.
- Was an All-CAA first-team choice for third straight year.
- Opened 15 games as a junior as the school won the FCS national championship.
- Was named a first-team All-CAA selection for the second straight year while earning first-team All-America honors by *Walter Camp* and the *Sports Network*. Was a second-team All-America choice by *The Associated Press*.
- Started 13 games as sophomore and was named a first-team All-CAA choice.
- Started 11 games as a true freshman.
- Majored in criminal justice.

ADMINISTRATION

COACHING
STAFFFOOTBALL
OPERATIONSFOOTBALL
STAFF

PLAYERS

2011 SEASON
IN REVIEWCOLTS
HISTORY

RECORDS

COLTS IN THE
COMMUNITY

**PERSONAL:**

- Attended Rancocas Valley High School in Mount Holly, N.J., for his final two prep years after transferring from Willingboro (N.J.) High School.
- Also lettered in wrestling.
- Helped build a Colts-themed playground at Joyce Kilmer Academy.
- Participated in the NFL PLAY 60 Super School visit during Super Bowl XLVI.
- Pronounced (EYE-juh-lah-nuh).
- Born in New Brunswick, N.J.

CAREER GP/GS:**2011:** 4/0**ANTONIO JOHNSON**

NOSE TACKLE, 6-3 310 MISSISSIPPI STATE
NFL EXP: 6 (5TH YEAR WITH COLTS)
HOW ACQUIRED: FA - 2008
BORN: 12/8/84
GP/GS (PLAYOFFS): 53/33 (4/4)

99**CAREER TRANSACTIONS:**

- Signed by the Colts from the Tennessee Titans practice squad on November 4, 2008.
- Was waived by Tennessee on August 30, 2008 and placed on the team's practice squad one day later.
- Originally selected by the Titans in the fifth round (156th overall) of the 2007 NFL Draft.

2011 (COLTS):

- Competed in 16 games (12 starts) and totaled 20 tackles (eight solo) and two passes defended.
- Started at defensive tackle vs. Cleveland (9/18) and recorded three tackles (one solo).
- Posted two tackles and one pass defended against Pittsburgh (9/25) while helping to limit the Steelers to 67 total rushing yards.
- Saw action on the defensive line vs. Atlanta (11/6) and finished with two tackles and one pass defended.

2010 (COLTS):

- Started two-of-14 games and was inactive for another two contests. Finished the season with 26 tackles (20 solo), 0.5 sacks, one fumble recovery and three quarterback pressures.
- Had two tackles and one fumble recovery vs. Cincinnati (11/14).
- Totaled four tackles at New England (11/21).
- Registered two tackles and 0.5 sacks vs. San Diego (11/28).
- Logged five tackles at Oakland (12/26).
- Was inactive for the Wild Card Playoff game against the New York Jets (1/8).

2009 (COLTS):

- Started 15 games and was inactive for the regular season finale at Buffalo (1/3). Totaled a career-high 57 tackles (37 solo), one sack and two quarterback pressures.
- Had a season-high nine tackles (five solo) vs. Jacksonville (9/13).
- Posted seven tackles and his first career sack against San Francisco (11/1).
- Notched seven tackles at Baltimore (11/22).
- Recorded eight stops and two quarterback pressures against Tennessee (12/6).
- Finished with one tackle against Baltimore (1/16) in the Divisional Playoffs.
- Started at defensive tackle vs. the New York Jets (1/24) in the AFC Championship Game.
- Compiled two tackles against New Orleans in Super Bowl XLIV (2/7).

2008 (COLTS):

- Saw action in eight games, starting the final four of the season. Finished the year with 31 tackles (21 solo).
- Tallied eight tackles at Pittsburgh (11/9).
- Collared seven solo stops at Cleveland (11/30).
- Started at defensive tackle in the Wild Card Playoff game at San Diego (1/3) and notched four stops.

**2007 (TITANS):**

- Was placed on Injured Reserve by Tennessee with a knee injury on August 9.

COLLEGE:

- A two-year letterman who started five-of-23 games at Mississippi State. Totaled 36 tackles, 2.5 sacks, seven tackles for loss and two fumble recoveries in his collegiate career.
- Started five-of 12-games as a senior and posted 21 tackles, four tackles for loss, two fumble recoveries and one blocked kick.
- Appeared in 11 games as a junior and compiled 15 stops, three tackles for loss and 2.5 sacks.
- Majored in teaching and coaching.
- Attended junior college at Mississippi Delta CC and was an honorable mention All-America choice.
- Recorded 20 tackles, three forced fumbles and five quarterback pressures as a sophomore.

PERSONAL:

- Attended Leland (Miss.) High School and played football for two years.
- Also played basketball and baseball.
- Johnson and his wife, Ebony, reside with their daughters, Mahogany and Malia.
- Was born and raised in Leland, Miss., by his parents, Tommy and Annie Johnson.

CAREER STATISTICS

Year	GP/GS	Solo	Asst.	Total	Sacks	PD	FF	FR	INT	Yards	Avg.	LG	TD
2011 IND	16/12	8	12	20	0.0	2	0	0	0	0	0.0	0	0
2010 IND	14/2	20	6	26	0.5	0	0	1	0	0	0.0	0	0
2009 IND	15/15	37	20	57	1.0	0	0	0	0	0	0.0	0	0
2008 IND	8/4	21	10	31	0.0	0	0	0	0	0	0.0	0	0
2007 TEN	INJURED RESERVE												
Total	53/33	86	48	134	1.5	2	0	1	0	0	0.0	0	0

CAREER PLAYOFF STATISTICS

Year	GP/GS	Solo	Asst.	Total	Sacks	PD	FF	FR	INT	Yards	Avg.	LG	TD
2010 IND	0/0	0	0	0	0.0	0	0	0	0	0	0.0	0	0
2009 IND	3/3	2	1	3	0.0	0	0	0	0	0	0.0	0	0
2008 IND	1/1	2	2	4	0.0	0	0	0	0	0	0.0	0	0
2007 TEN	INJURED RESERVE												
Total	4/4	4	3	7	0.0	0	0	0	0	0	0.0	0	0

**TERRENCE JOHNSON****CORNERBACK, 5-9 195 CALIFORNIA (PA)****NFL EXP: 2 (2ND YEAR WITH COLTS)****HOW ACQUIRED: FA - 2011****BORN: 7/5/86****GP/GS (PLAYOFFS): 10/2 (0/0)****23****CAREER TRANSACTIONS:**

- Signed by the Colts as a free agent on January 10, 2011.
- Signed to the Colts practice squad on December 23, 2010.
- Was waived by the New England Patriots on August 31, 2010.
- Signed by the Patriots as a free agent on August 29, 2010.
- Was waived by New England on August 23, 2010.
- Originally signed as an undrafted free agent by New England on April 29, 2010.

ADMINISTRATION

COACHING
STAFFFOOTBALL
OPERATIONSFOOTBALL
STAFF

PLAYERS

2011 SEASON
IN REVIEWCOLTS
HISTORY

RECORDS

COLTS IN THE
COMMUNITY

**2011 (COLTS):**

- Competed in 10 games (two starts) and totaled 33 tackles (25 solo).
- Made his NFL debut at Houston (9/11) and saw action on special teams.
- Saw significant time at cornerback against Pittsburgh (9/25) and recorded five solo tackles.
- Started his first career NFL contest and posted a season-high eight stops (six solo) at Tampa Bay (10/3).
- Made his second start of the season at New England (12/4) and totaled one special teams stop before leaving the game with an injured forearm.
- Was placed on Injured Reserve on December 5 with an arm injury.

2010 (COLTS):

- Spent part of the season on the Indianapolis practice squad.

COLLEGE:

- A four-year letterman at Cal (Pa.) who appeared in 54 games and finished with 178 tackles, 16 interceptions, 19 passes defended, three forced fumbles, three fumble recoveries and three blocked kicks.
- Selected as American Football Conference Association and AP All-America choice.
- Appeared in 15 games as a senior and totaled 56 tackles, three interceptions, nine passes defended, two forced fumbles and one fumble recovery.
- As a junior, collected 46 tackles, five interceptions, two fumble recoveries and three passes defended.
- Blocked two kicks as a freshman.

PERSONAL:

- Attended Woodland Hills High School in Pittsburgh, Pa.
- Resides in Braddock, Pa.

CAREER STATISTICS

Year	GP/GS	Solo	Asst.	Total	Sacks	PD	FF	FR	INT	Yards	Avg.	LG	TD
2011	10/2	25	8	33	0.0	0	0	0	0	0	0.0	0	0
Total	10/2	25	8	33	0.0	0	0	0	0	0	0.0	0	0

Special Teams Tackles: 4 (2011 – 4)

**WINSTON JUSTICE**

OFFENSIVE TACKLE, 6-6 317 USC
NFL EXP: 7 (1ST YEAR WITH COLTS)
HOW ACQUIRED: TR - 2012 (PHILADELPHIA)
BORN: 9/14/84
GP/GS (PLAYOFFS): 47/31 (5/2)

69**CAREER TRANSACTIONS:**

- Acquired by the Colts along with a 2012 sixth round draft pick (187th overall) in a trade with the Philadelphia Eagles in exchange for Indianapolis' sixth round selection (172nd overall).
- Originally selected by the Eagles in the second round (39th overall) of the 2006 NFL Draft.

PRO CAREER:

- Has competed in 47 games with 31 starts on the Philadelphia offensive line from 2006-2011. Also started in two-of-five playoff contests.
- Was named to the *USA Today's* 2009 All-Joe Team.

2011 (EAGLES):

- Played in six games, making one start.
- Part of an offensive line that opened holes for running back LeSean McCoy who finished fourth in the NFL in rushing yards (1,309) while setting the franchise record for total touchdowns in a single season (20).
- The offensive line ranked tied for fourth in the NFC in sacks allowed (32.0).
- Started a Week 6 contest at Washington (10/16), helping the Eagles to a 20-13 victory.
- Provided time for quarterback Vince Young to throw for 258 yards and two touchdowns while opening holes for McCoy to total 113 yards in a 17-10 win at the New York Giants (11/20).
- Blocked for quarterback Michael Vick to accumulate 335 passing yards and three touchdowns in a 34-10 win against Washington (1/1).



2010 (EAGLES):

- Started all 13 contests he competed in.
- Blocked for the league's fifth-best rushing attack and ninth-best passing attack.
- Philadelphia's offense established a single-season team record for points scored in a season with 439 (27.4 ppg.).
- Assisted the Eagles offense in generating 480 yards of net offense against Atlanta (10/17).
- Provided time for quarterback Michael Vick to throw for 333 yards at Washington (11/15) and at Chicago (11/28). Vick also threw four touchdowns in the game against the Redskins as the Eagles recorded their highest offensive output with 593 net yards.
- Blocked for LeSean McCoy to rush for 100-yard contests vs. Green Bay (9/12), at Detroit (9/19), at Washington (11/15) and against the New York Giants (11/21).
- Started in the team's Wild Card Playoff game against Green Bay (1/9).

2009 (EAGLES):

- Started all 16 games for the first time in his career.
- Was part of an Eagles offense which set a then-franchise-best 429 points scored (26.8 ppg.).
- Provided time for quarterback Donovan McNabb to throw for 3,553 passing yards, which ranked ninth in the NFC.
- Assisted quarterback Kevin Kolb in throwing for 391 yards and two touchdowns against New Orleans (9/20).
- Blocked for Donovan McNabb to throw for 450 yards and two touchdowns against San Diego (11/15).
- Started in the team's Wild Card Playoff game at Dallas (1/9).

2008 (EAGLES):

- Saw action in five contests on the offensive line.
- Blocked for an offensive unit that ranked sixth in the NFL in net passing yards per game (244.4).
- Provided time for quarterback Donovan McNabb to throw for 349 yards and two touchdowns at Seattle (11/2).
- Opened holes for running back Brian Westbrook to rush for 110 yards against Arizona (11/27).
- Blocked for Brian Westbrook's 131 yards at the New York Giants (12/7).

2007 (EAGLES):

- Saw action in seven games with one start.
- Saw action in his first career NFL contest at Green Bay (9/9).
- Made his first career NFL start at the New York Giants (9/30).
- Played nearly the entire game at right tackle against Buffalo (12/30).

2006 (EAGLES):

- Did not participate in any games.

COLLEGE:

- Protected and provided time for quarterback Matt Leinart to win the Heisman Trophy in 2004. Also blocked for running back Reggie Bush who won the Heisman Trophy in 2006.
- Was the starting right tackle for USC during their national championship season in 2003.
- Was the starting right tackle as a true freshman on Heisman Trophy winner Carson Palmer's offensive line.
- Majored in public policy.

PERSONAL:

- Attended Long Beach (Calif.) Poly High School and earned numerous All-America honors.
- Compiled a 39-1-1 record and won three CIF Division I titles.
- Has made missionary visits to Uganda after civil war and to Haiti after a devastating earthquake.
- Resides in Naples, Fla., with his wife, Dania, son, Selah and daughter, Calais.

CAREER GP/GS:

2011 PHI: 6/1

2010 PHI: 13/13 (1/1 Playoffs)

2009 PHI: 16/16 (1/1 Playoffs)

2008 PHI: 5/0 (3/0 Playoffs)

2007 PHI: 7/1

2006 PHI: 0/0 (0/0 Playoffs)

Total: 47/31 (5/2)

ADMINISTRATION

COACHING
STAFF

FOOTBALL
OPERATIONS

FOOTBALL
STAFF

PLAYERS

2011 SEASON
IN REVIEW

COLTS
HISTORY

RECORDS

COLTS IN THE
COMMUNITY



DEJI KARIM

RUNNING BACK, 5-8 209 SOUTHERN ILLINOIS
NFL EXP: 3 (1ST YEAR WITH COLTS)
HOW ACQUIRED: W - 2012 (JACKSONVILLE)
BORN: 11/18/86
GP/GS (PLAYOFFS): 23/0 (0/0)

39

CAREER TRANSACTIONS:

- Claimed by the Colts off waivers (Jacksonville) on April 30, 2012.
- Originally selected by the Jacksonville Jaguars in the sixth round (180th overall) of the 2010 NFL Draft.

2011 (JAGUARS):

- Competed in 12 games for the Jaguars and totaled 63 carries for 130 yards while adding 14 catches for 120 yards.
- Contributed with 27 kickoff returns for 652 yards (24.1 avg.) and a long return of 37 yards.
- Talled season highs in carries (14) and rushing yards (33) in the season opener against Tennessee (9/11).
- Recorded a season-high five kickoff returns for 91 yards at the New York Jets (9/18).

2010 (JAGUARS):

- In his rookie season, saw action in 11 games and finished the year with 35 rushes for 160 yards and three catches for 10 yards.
- Added 50 kickoff returns for 1,248 yards (25.0 avg.) and a long return of 65 yards.
- Posted 15 carries for 70 yards at Buffalo (10/10). Also contributed with a 36.3 kickoff return average on four returns.
- Logged a career-high 65-yard kickoff return against Oakland (12/12).

COLLEGE:

- Played two seasons at Southern Illinois after transferring from Northeast Oklahoma A&M Junior College.
- Played in the Texas vs. The Nation All-Star game.
- Finished with 2,080 rushing yards and 26 touchdowns in two seasons at Southern Illinois while averaging 77.0 rushing yards per game.
- Recorded 10 career 100-plus yard rushing contests, including nine as a senior.
- As a senior, led the FCS with 1,694 rushing yards, the third-most in school history. Also set the school record with 2,339 all-purpose yards.

PERSONAL:

- Attended Putnam City (Okla.) North High School.
- Rushed for more than 2,000 yards and 28 touchdowns as a senior.
- Participated both financially and in person at the 2010 Shop with a Jock event.
- Pronounced DAY-jhee kuh-REEM.

CAREER STATISTICS

Year	GP/GS	No.	Yards	RUSHING			TD	No.	Yards	RECEIVING			TD
				Avg.	LG	TD				Avg.	LG	TD	
2011 JAX	12/0	63	130	2.1	14	0	14	120	8.6	20	0		
2010 JAX	11/0	35	160	4.6	15	0	3	10	3.3	7	0		
Total	23/0	98	290	3.0	15	0	17	130	7.6	20	0		

CAREER RETURN STATISTICS

Year	GP/GS	PR	FC	Yards	Avg.	LG	TD	KR	Yards	Avg.	LG	TD
2011 JAX	12/0	0	0	0	0.0	0	0	27	652	24.1	37	0
2010 JAX	11/0	0	0	0	0.0	0	0	50	1,248	25.0	65	0
Total	23/0	0	0	0	0.0	0	0	77	1,900	24.7	65	0



BRANDON KING

CORNERBACK, 5-10 185 PURDUE
NFL EXP: 2 (2ND YEAR WITH COLTS)
HOW ACQUIRED: FA - 2011
BORN: 1/28/87
GP/GS (PLAYOFFS): 8/0 (0/0)

37

CAREER TRANSACTIONS:

- Signed by the Colts from the Miami Dolphins practice squad on December 6, 2011.
- Signed to the Dolphins practice squad on September 8, 2011.
- Waived by the Colts on September 3, 2011.
- Originally signed by the Colts as an undrafted free agent on April 30, 2010.

2011 (DOLPHINS/COLTS):

- Saw action in four games after being signed from the Dolphins practice squad on December 6.
- Competed on special teams at Baltimore (12/11), vs. Tennessee (12/18) and vs. Houston (12/22).
- Played at defensive back and finished with one tackle at Jacksonville (1/1).

2010 (COLTS):

- Appeared in four of the first six games on special teams and as a reserve defensive back before being placed on Injured Reserve on October 19.
- Was inactive at Denver (9/26) and at Jacksonville (10/3).
- Recorded his first career fumble recovery on special teams at Washington (10/17).

COLLEGE:

- Started 35-of-46 career games at Purdue and totaled 126 tackles.
- Started 10 games as a senior and posted 30 tackles (25 solo), two tackles for loss and three interceptions.
- Started 12 games as a junior and shared the team lead with one forced fumble while ranking second with nine passes defensed and fifth with 48 tackles. Also added one interception.

PERSONAL:

- Attended Houston County High School in Warner Robins, Ga.
- Was named an All-Houston County first-team selection at quarterback as a senior.
- Helped host a free PLAY 60 clinic during the week of Super Bowl XLVI in Indianapolis.
- A native of Warner Robins, Ga.

CAREER STATISTICS

Year	GP/GS	Solo	Asst.	Total	Sacks	PD	FF	FR	INT	Yards	Avg.	LG	TD
2011 MIA/IND	4/0	1	0	1	0.0	0	0	0	0	0	0.0	0	0
2010 IND	4/0	0	0	0	0.0	0	0	0	0	0	0.0	0	0
Total	8/0	1	0	1	0.0	0	0	0	0	0	0.0	0	0

Additional Statistics: One fumble recovery on special teams at Washington (10/17/10)

Special Teams Tackles: 1 (2011 – 1)

ADMINISTRATION

COACHING
STAFFFOOTBALL
OPERATIONSFOOTBALL
STAFF

PLAYERS

2011 SEASON
IN REVIEWCOLTS
HISTORY

RECORDS

COLTS IN THE
COMMUNITY



JUSTIN KING

CORNERBACK, 5-11 197 PENN STATE
NFL EXP: 5 (1ST YEAR WITH COLTS)
HOW ACQUIRED: FA - 2012
BORN: 5/11/87
GP/GS (PLAYOFFS): 35/19 (0/0)

49

CAREER TRANSACTIONS:

- Signed by the Colts as a free agent on June 8, 2012.
- Originally selected by the St. Louis Rams in the fourth round (101st overall) of the 2008 NFL Draft.

2011 (RAMS):

- Started all 12 games he competed in and established career highs in tackles (63) and passes defended (five) while contributing with his first career sack, interception and forced fumble.
- Started at nickel in the season opener against Philadelphia (9/11) and registered six tackles (five solo) and his first career sack.
- Made seven tackles (six solo), his first career forced fumble and one pass defended against Baltimore (9/25).
- Talled his first career interception off Rex Grossman and added three stops (two solo) against Washington (10/2).
- Set a season-high nine tackles (all solo) for a share of the team lead and added two passes defended at Cleveland (11/13).

2010 (RAMS):

- Appeared in eight games and totaled 19 tackles (13 solo) and two passes defended.
- Finished with a season-high seven tackles (two solo) against Seattle (10/3).
- Notched three solo tackles and one pass defended against Atlanta (11/21).

2009 (RAMS):

- Competed in 15 games (seven starts) and finished the season with 49 tackles (30 solo), one fumble recovery and two passes defended.
- Made his first career NFL start at left cornerback at San Francisco (10/4) and posted four tackles (two solo).
- Recorded eight tackles (four solo) against Houston (12/20).
- Set a career-high with 11 tackles at Arizona (12/27).

2008 (RAMS):

- Was placed on Injured Reserve with a toe injury on August 26.

COLLEGE:

- Started 31-of-38 games during his collegiate career at Penn State, including 26 at right cornerback. Also competed as a wide receiver and saw action on special teams as a returner and gunner.
- Registered 90 tackles (67 solo), 23 passes defended and three interceptions.
- On offense, generated 18 rushes for 227 yards and 10 receptions for 126 yards and two touchdowns.
- As a senior, earned first-team All-Big Ten honors.


PERSONAL:

- Attended Gateway High School in Monroeville, Pa.
- As a senior, was rated as the nation's top cornerback and top player in Pennsylvania.
- Competed in the U.S. Army All-American Bowl and was named the 2004 Gatorade Pennsylvania Player of the Year.
- Compiled 544 rushes for 4,519 yards, the third-highest total in District 7 Class AAAA history, and scored 59 touchdowns.

CAREER STATISTICS

Year	GP/GS	Solo	Asst.	Total	Sacks	PD	FF	FR	INT	Yards	Avg.	LG	TD
2011 STL	12/12	52	11	63	1.0	5	1	0	1	51	51.0	51	0
2010 STL	8/0	13	6	19	0.0	2	0	0	0	0	0.0	0	0
2009 STL	15/7	30	19	49	0.0	2	0	1	0	0	0.0	0	0
2008 STL													
Total	35/19	95	36	131	1.0	9	1	1	1	51	51.0	51	0

Special Teams Tackles: 2 (2010 - 1, 2009 - 1)



JOE LEFEGED

SAFETY, 6-0 205 RUTGERS
NFL EXP: 2 (2ND YEAR WITH COLTS)
HOW ACQUIRED: FA - 2011
BORN: 6/2/88
GP/GS (PLAYOFFS): 16/1 (0/0)

35

CAREER TRANSACTIONS:

- Originally signed by the Colts as an undrafted free agent on July 29, 2011.

2011 (COLTS):

- Saw action in all 16 contests (one start) and totaled 31 tackles (13 solo), two interceptions and four passes defended. Also contributed with 31 kickoff returns for 578 yards (18.6 avg.) and a long of 51 yards.
- Made his NFL debut against Houston (9/11) seeing action on special teams and returned one kickoff for 24 yards.
- Intercepted his first career pass against Pittsburgh (9/25) while totaling two tackles. Also added three kickoff returns for 75 yards (25.0 avg.).
- Competed at safety at New Orleans (10/23) and recorded five tackles (four solo).
- Totaled four tackles and one pass defended while contributing with four kickoff returns for 66 yards and three punt returns for 15 yards at Tennessee (10/30).
- Made his first career start at New England (12/4) and amassed three tackles while adding one punt return for 21 yards, the longest for the Colts in 2011.
- Intercepted his second pass of the season at Baltimore (12/11) and notched the longest kickoff return of his career (51 yards).

COLLEGE:

- A three-year starting strong safety and two-year starting kick returner at Rutgers.
- Competed in a school record 49 straight games and compiled 238 career tackles.
- As a senior, broke the school record with 948 yards on 38 kickoffs and totaled 84 tackles en route to second-team All-Big East honors.
- Was named the Big East Defensive and Special Teams Player of the Week, the first player in conference history to earn both awards in the same week.
- As a junior, contributed with 35 tackles, one interception, one sack and one forced fumble.
- Was an honorable mention All-America choice as a freshman.

PERSONAL:

- Attended Northwest High School in Germantown, Md., and was a *Washington Post* All-Met Defensive Player of the Year.
- Was the third-rated linebacker prospect in Maryland according to *Rivals.com*.
- Was a first-team Associated Press All-State selection.
- Volunteered at a variety of community outreach events surrounding Super Bowl XLVI in Indianapolis.
- A native of Germantown, Md.

CAREER STATISTICS

Year	GP/GS	Solo	Asst.	Total	Sacks	PD	FF	FR	INT	Yards	Avg.	LG	TD
2011	16/1	13	18	31	0.0	4	0	0	2	25	12.5	25	0
Total	16/1	13	18	31	0.0	4	0	0	2	25	12.5	25	0

CAREER RETURN STATISTICS

Year	GP/GS	PR	FC	Yards	Avg.	LG	TD	KR	Yards	Avg.	LG	TD
2011	16/1	9	4	42	4.7	21	0	31	578	18.6	51	0
Total	16/1	9	4	42	4.7	21	0	31	578	18.6	51	0

Special Teams Tackles: 3 (2011 – 3)

ADMINISTRATION

COACHING
STAFFFOOTBALL
OPERATIONSFOOTBALL
STAFF

PLAYERS

2011 SEASON
IN REVIEWCOLTS
HISTORY

RECORDS

COLTS IN THE
COMMUNITY



KOREY LINDSEY

CORNERBACK, 5-10 194 SOUTHERN ILLINOIS
NFL EXP: 1 (1ST YEAR WITH COLTS)
HOW ACQUIRED: W - 2012 (ARIZONA)
BORN: 2/3/89
GP/GS (PLAYOFFS): 0/0 (0/0)

42

CAREER TRANSACTIONS:

- Claimed off waivers (Arizona) by the Colts on May 31, 2012.
- Waived by Arizona on May 30, 2012.
- Claimed off waivers by the Cardinals on September 5, 2011 and was signed to the team's practice squad on October 5, 2011.
- Waived by the Cincinnati Bengals on September 3, 2011.
- Originally selected by the Bengals in the seventh round (207th overall) in the 2011 NFL Draft.

2011 (CARDINALS):


- Was waived by Cincinnati following training camp and was claimed off waivers by Arizona.
- Was inactive for three games and did not play in another for the Cardinals before being signed to the team's practice squad on October 5.

COLLEGE:

- Competed in 50 games (36 starts) at Southern Illinois.
- Helped lead the team to two FCS postseason berths.
- Completed his collegiate career with 14 interceptions, which ranks third in school history.
- Earned first-team All-America honors from The Associated Press and *NFL Draft Report* as a junior and senior.
- Became the first Saluki to earn three-straight All-Missouri Valley first-team selections.

PERSONAL:

- Attended Scotlandville Magnet High School in Baton Rouge, La.
- Was a two-position starter at wide receiver and defensive back.
- As a senior, totaled 76 tackles, four interceptions, two fumble recoveries, 17 passes defended, one forced fumble and one interception returned for a touchdown.
- Gained 1,117 all-purpose yards and averaged 27.6 yards on kickoff returns and 18.9 yards on punt returns.
- Earned all-district honors twice and was a two-time All-Metro Baton Rouge first team choice.
- A native of Baton Rouge, La.



JEFF LINKENBACH

OFFENSIVE TACKLE, 6-6 323 CINCINNATI
NFL EXP: 3 (3RD YEAR WITH COLTS)
HOW ACQUIRED: FA - 2010
BORN: 6/9/87
GP/GS (PLAYOFFS): 32/20 (1/0)

72

CAREER TRANSACTIONS:

- Signed by the Colts as an undrafted free agent on April 30, 2010.

2011 (COLTS):

- Started all 16 games for the first time in his career, splitting time at left (games 5-8) and right tackle (games 1-4 and games 9-16).
- Opened holes for running backs Joseph Addai and Delone Carter to combine for 110 yards on 25 carries against Cleveland (9/18).
- Started at right tackle at Tampa Bay and provided time for quarterback Curtis Painter to set career highs in passing yards (281), touchdowns (two) and passer rating (99.4).
- Opened the game at left tackle at Tennessee (10/30) and cleared rushing lanes for the Colts to total a then-season-high 158 rushing yards.



- Was part of an offensive line that provided time for quarterback Dan Orlovsky to pass for a career-high and Colts season-high 353 passing yards at New England (12/4).
- Started at right tackle vs. Tennessee (12/18) and blocked for running back Donald Brown to set a career-high with 161 rushing yards on 16 attempts (10.1 avg.).

2010 (COLTS):

- Appeared in 16 games (four starts), three at right guard and one at left tackle.
- Part of an offensive line that helped the team produce 5,000-plus net yards for the 13th consecutive season.
- The Colts offensive line yielded 16.0 sacks, which was tied for the fewest allowed in the NFL. The line also ranked No. 1 in the NFL with a 90.7 rating according to the New York Life Protection Index by Stats, Inc.
- Provided time for quarterback Peyton Manning to become the only NFL quarterback with 13 consecutive seasons with 25-plus touchdown passes and 3,000-plus passing yards to open a career.
- Made his first career start at Denver (9/26) as the Colts amassed 365 net yards of offense in a victory.
- Started in the team's Wild Card Playoff game against the New York Jets (1/8).

COLLEGE:

- Started in 42-of-50 career games at offensive tackle for the University of Cincinnati.
- Was part of an offensive line that helped the team score 502 points in 2009 (38.6 avg.).
- Started 13 games as a senior and helped the team rush for 1,803 yards while running backs amassed 23 touchdowns.
- As a junior, helped the offense average 27.3 points per game and score 375 points.
- Won the starting role as a freshman and garnered the school's Offensive Newcomer of the Year Award.
- Majored in finance.

PERSONAL:

- Attended Margaretta High School in Castalia, Ohio.
- Was a two-time all-league and all-district selection.
- Was a three-year starter and participated on the Academic Challenge Team.
- Volunteered at the Colts annual playground build.
- Participated in community outreach events during Super Bowl XLVI in Indianapolis.
- Resides with his wife, Katie, in Zionsville.
- Born in Sandusky, Ohio.

CAREER GP/GS:**2011:** 16/16**2010:** 16/4 (1/0 Playoffs)**Total:** 32/20 (1/0)**SCOTT LUTUS****INSIDE LINEBACKER, 6-3 247 CONNECTICUT****NFL EXP: 1 (1ST YEAR WITH COLTS)****HOW ACQUIRED: FA - 2011****BORN: 4/23/88****GP/GS (PLAYOFFS): 4/0 (0/0)****56****CAREER TRANSACTIONS:**

- Signed by the Colts off the St. Louis Rams practice squad on November 28, 2011.
- Signed to the Rams practice squad on September 5, 2011.
- Released by the Jacksonville Jaguars on September 2, 2011.
- Originally signed by Jacksonville as an undrafted free agent on July 27, 2011.

2011 (RAMS/COLTS):

- Was signed by the Colts off the St. Louis Rams practice squad on November 28 and participated in four games, finishing with one tackle and seven special teams stops.
- Made his NFL debut at New England (12/4) seeing action on special teams and contributing with one tackle.
- Saw action at linebacker and on special teams at Baltimore (12/11) and totaled his first career tackle while adding two special teams stops.
- Led the team with two special teams tackles (one solo) at Jacksonville (1/1).
- Spent the first 12 weeks of the season on the St. Louis Rams practice squad.

ADMINISTRATION

COACHING
STAFFFOOTBALL
OPERATIONSFOOTBALL
STAFF

PLAYERS

2011 SEASON
IN REVIEWCOLTS
HISTORY

RECORDS

COLTS IN THE
COMMUNITY

**COLLEGE:**

- A four-year starter at UConn where he totaled 341 tackles (206 solo), 5.0 sacks, 26 tackles for loss, six interceptions and nine passes defended.
- Served as a team captain in his final two seasons.
- Was named an All-Big East second-team selection and an All-Big East All-Academic team choice.

PERSONAL:

- Attended Brookfield (Conn.) High School.
- Ranked second in the state as a senior with 2,017 rushing yards and added 63 tackles and four interceptions on defense.
- Led the state in scoring with 204 points.
- A native of Brookfield, Conn.

CAREER STATISTICS

Year	GP/GS	Solo	Asst.	Total	Sacks	PD	FF	FR	INT	Yards	Avg.	LG	TD
2011 STL/IND	4/0	1	0	1	0.0	0	0	0	0	0	0.0	0	0
Total	4/0	1	0	1	0.0	0	0	0	0	0	0.0	0	0

Special Teams Tackles: 7 (2011 – 7)

**RICARDO MATHEWS**

DEFENSIVE TACKLE. 6-3 310 CINCINNATI
NFL EXP: 3 (3RD YEAR WITH COLTS)
HOW ACQUIRED: D7A – 2010 (238TH OVERALL)
BORN: 7/30/87
GP/GS (PLAYOFFS): 20/0 (1/0)

91**CAREER TRANSACTIONS:**

- Elevated from the Indianapolis practice squad to the 53-man roster on October 5, 2011.
- Signed to the Indianapolis practice squad on September 4, 2011.
- Waived by the Colts on September 3, 2011.
- Originally selected by the Colts in the seventh round (238th overall) of the 2010 NFL Draft.

2011 (COLTS):

- Competed in 12 contests and finished the season with 19 tackles (11 solo), one sack and two passes defended.
- Totaled two tackles and two passes defended in his 2011 season debut vs. Kansas City (10/9).
- Saw action at defensive tackle at New Orleans (10/23) and posted two tackles (one solo) and one tackle for loss.
- Recorded his first career sack at Tennessee (10/30) and contributed with three solo tackles.
- Led all Colts defensive linemen with five tackles (four solo) at Jacksonville (1/1).

2010 (COLTS):

- Saw action in eight games as a reserve defensive tackle and finished the year with one stop.
- Was inactive for the first four weeks of the season.
- Played in the Wild Card Playoff game against the New York Jets (1/8) and finished the game with one tackle.

COLLEGE:

- Appeared in 49 career games at Cincinnati and totaled 69 tackles, 15.0 tackles for loss, 5.5 sacks and one fumble recovery.
- Started 13 games as a senior and totaled career-bests with 44 tackles, 12.5 tackles for loss and 3.5 sacks.
- Was on the Bearcat Academic Honor Roll.
- Majored in criminal justice.

PERSONAL:

- Attended Terry Parker High School in Jacksonville, Fla.
- Was a three-time first-team all-conference choice.
- Reached the track state championships and was a wrestling conference champion.
- Volunteered at the Colts annual playground build.
- Participated in community outreach events during Super Bowl XLVI in Indianapolis.
- Born in Jacksonville, Fla.

**CAREER STATISTICS**

Year	GP/GS	Solo	Asst.	Total	Sacks	PD	FF	FR	INT	Yards	Avg.	LG	TD
2011	12/0	11	8	19	1.0	2	0	0	0	0	0.0	0	0
2010	8/0	0	1	1	0.0	0	0	0	0	0	0.0	0	0
Total	20/0	11	9	20	1.0	2	0	0	0	0	0.0	0	0

CAREER PLAYOFF STATISTICS

Year	GP/GS	Solo	Asst.	Total	Sacks	PD	FF	FR	INT	Yards	Avg.	LG	TD
2010	1/0	0	1	1	0.0	0	0	0	0	0	0.0	0	0
Total	1/0	0	1	1	0.0	0	0	0	0	0	0.0	0	0

**ROBERT MATHIS**

OUTSIDE LINEBACKER, 6-2 245 ALABAMA A&M
NFL EXP: 10 (10TH YEAR WITH COLTS)
HOW ACQUIRED: D5A - 2003 (138TH OVERALL)
BORN: 2/26/81
GP/GS (PLAYOFFS): 135/71 (15/8)

98**CAREER TRANSACTIONS:**

- Selected by the Colts in the fifth round of the 2003 NFL Draft (138th Overall).

PRO CAREER:

- A four-time Pro Bowl choice who earned his most recent selection in 2011.
- Named the team's recipient of the 2011 Ed Block Courage Award.
- Ranks second all-time in franchise history with 83.5 sacks.
- Has four career 10.0-plus sack seasons, including a team-leading 11.0 in 2010.
- Dating back to 2003, leads the Colts defense in forced fumbles with 39, which also ranks first in the NFL entering the 2012 campaign.
- Has compiled 19 multiple-sack contests and two career three-plus sack games.
- Compiled a string of three-straight multiple sack games in 2008 at San Diego (11/23), at Cleveland (11/30) and vs. Cincinnati (12/7).
- In 2005, set an NFL record with sacks in eight consecutive games to start a season. His streak of eight games ranks as the second-longest in club history (Dwight Freeney, nine).
- Along with Freeney, became the first defensive end tandem since 1970 from the same team to be named to three consecutive Pro Bowls.
- Mathis and Freeney had 10.0-plus sacks each in 2004, 2005, 2008 and 2010, surpassing Reggie White and Clyde Simmons for the most seasons (four) of 10.0-plus sacks each by teammates in NFL history.
- Mathis and Freeney combined for 21.0 sacks in 2010, the fifth time they have topped 20.0 sacks as a duo (26.5, 2004; 22.5, 2005; 22.0, 2008; 23.0, 2009).
- Named AFC Defensive Player of the Week on three occasions (2005, 2008, 2011) and AFC Defensive Player of the Month two times (November of 2009 and September of 2010).

2011 (COLTS):

- Competed in all 16 contests (15 starts) and totaled 45 tackles, a team-leading 9.5 sacks, three forced fumbles, three fumble recoveries and one pass defensed.
- Selected to his fourth career Pro Bowl.
- Named AFC Defensive Player of the Week for his performance against Houston (12/22).
- Started in the season opener at Houston (9/11) and posted two tackles and the team's lone sack.
- Posted one sack, one forced fumble and one fumble recovery against Pittsburgh (9/25).
- Tallied four solo tackles and one sack at Tampa Bay (10/3).
- Led the defensive line with six tackles (two solo) while contributing with one sack vs. Jacksonville (11/13).
- Totaled four tackles and added one sack against Carolina (11/27).
- Notched two tackles and moved past the 80.0 career sack mark with his quarterback takedown of Matt Hasselbeck vs. Tennessee (12/18).
- Recorded 2.0 sacks and one fumble recovery against Houston (12/22), taking the team lead in sacks for the season. The game also marked his 19th career multiple-sack contest. For his efforts, he was named AFC Defensive Player of the Week.
- Logged one sack in the season finale at Jacksonville (1/1) and finished the season with a team-high 9.5.

ADMINISTRATION

COACHING
STAFFFOOTBALL
OPERATIONS
STAFFFOOTBALL
STAFF

PLAYERS

2011 SEASON
IN REVIEWCOLTS
HISTORY

RECORDS

COLTS IN THE
COMMUNITY

**2010 (COLTS):**

- Started all 16 games at left defensive end and was only one of four defensive players to open every game.
- Earned his third career Pro Bowl selection.
- Was named AFC Defensive Player of the Month for September with 11 tackles, 4.0 sacks and one forced fumble.
- Named to the PFW/PFWA All-AFC Team.
- Finished the season with 60 tackles (44 solo), 11.0 sacks, one forced fumble, one fumble recovery, one pass defensed and 19 quarterback pressures.
- Tallied his fourth season with 10.0-plus sacks.
- Registered five tackles and one sack at Houston (9/12).
- Collared four tackles, 2.0 sacks and one forced fumble against the New York Giants (9/19).
- Tied a season-high with six tackles vs. Kansas City (10/10).
- Totaled five tackles and 1.5 sacks at Washington (10/17).
- Notched five tackles and one sack vs. Cincinnati (11/14).
- Had six tackles, 1.5 sacks and four quarterback pressures at Oakland (12/26).
- Started at left defensive end in the team's Wild Card Playoff game against the New York Jets (1/8) and finished with two tackles.

2009 (COLTS):

- Played in 14 games (nine starts), was inactive for one contest and active, but did not play in another.
- Earned his second consecutive Pro Bowl selection.
- Was named AFC Defensive Player of the Month for November with 16 tackles, 4.5 sacks and two forced fumbles.
- Finished the season with 39 tackles (29 solo), 9.5 sacks, five forced fumbles (tied for third in the NFL), two passes defensed and 23 quarterback pressures.
- Totaled one sack and one forced fumble at Miami (9/21).
- Finished with four tackles, one sack and six quarterback pressures at Arizona (9/27).
- Had six tackles, 2.5 sacks and two forced fumbles against Seattle (10/4).
- Recorded four tackles, 2.0 sacks and one forced fumble vs. New England (11/15).
- Tallied four tackles against Baltimore (1/16) in the Divisional Playoffs.
- Contributed with four stops against the New York Jets (1/24) in the AFC Championship Game.
- Started at defensive end against New Orleans in Super Bowl XLIV (2/7).

2008 (COLTS):

- Competed in 15 games (two starts) at defensive end and finished the year with 56 tackles (42 solo), a team-leading 11.5 sacks, five forced fumbles, three fumble recoveries, three passes defensed and 16 quarterback pressures. Was inactive for one contest vs. Tennessee (12/28).
- Earned his first career Pro Bowl selection and was named AFC Defensive Player of the Week for his performance against Cleveland (11/30).
- Was named to the PFW/PFWA All-AFC team.
- Totaled four multiple-sack games, including three consecutive at San Diego (11/23), at Cleveland (11/30) and vs. Cincinnati (12/7).
- His season sack total tied a career-high (2005) and was his third career 10.0-plus sack season (2004).
- Posted six tackles, one sack and one forced fumble vs. Chicago (9/7).
- Tallied one tackle, one sack, one forced fumble and one fumble recovery at Houston (10/5).
- Finished with nine tackles (eight solo), 3.0 sacks, one forced fumble and one fumble recovery against Baltimore (10/12).
- Had five solo tackles, 2.0 sacks and one forced fumble at San Diego (11/23).
- Registered 2.0 sacks and one fumble recovery, which was returned for a 37-yard touchdown at Cleveland (11/30). Passed Duane Bickett (50.0) for second place on the club's career sacks list and was named AFC Defensive Player of the Week for his efforts.
- Compiled nine tackles (six solo), 2.5 sacks and one forced fumble against Cincinnati (12/7).
- Was a reserve defensive end in the Wild Card Playoff game at San Diego (1/3) and totaled four tackles (three solo), 2.0 sacks and three quarterback pressures.

**2007 (COLTS):**

- Started in 12-of-13 games played at defensive end. Was inactive for the final three games of the season due to injury.
- Finished the year with 63 tackles (45 solo), 7.0 sacks, four forced fumbles, one fumble recovery and 17 quarterback pressures.
- Led the team in sacks and tied for the lead in forced fumbles while ranking second in pressures.
- Collared six tackles, one sack, one forced fumble and one fumble recovery against New Orleans (9/6).
- Talled four tackles and one sack at Houston (9/23).
- Contributed with nine tackles (six solo) at Carolina (10/28).
- Recorded seven solo tackles and 2.0 sacks vs. New England (11/4).
- Totaled five tackles (four solo) and one sack at San Diego (11/11).
- Posted seven tackles (four solo), one sack and one forced fumble vs. Kansas City (11/18).
- Notched eight tackles (seven solo), one sack and one forced fumble against Jacksonville (12/2).
- Was a reserve defensive end against San Diego (1/13) in the Divisional Playoffs.

2006 (COLTS):

- Started all 16 games at left defensive end in his first full season as a starter. Finished the season with 90 tackles (76 solo), 9.5 sacks, four forced fumbles, two fumble recoveries, four passes defended and 22 quarterback pressures.
- Led the team in sacks while his tackle total ranked fourth and his solo stop total ranked second.
- Produced four multiple-sack games.
- Talled five tackles and one fumble recovery at the New York Giants (9/10).
- Posted 10 tackles against Washington (10/22).
- Finished with three tackles and 2.0 sacks vs. Buffalo (11/12).
- Contributed with three tackles, 2.0 sacks, two forced fumbles and one fumble recovery vs. Philadelphia (11/26).
- Totaled four tackles, 0.5 sacks and one forced fumble vs. Kansas City (1/6) in the Wild Card Playoff game.
- Collared three tackles, one sack, one forced fumble and one fumble recovery at Baltimore (1/13) in the Divisional Playoffs.
- Notched four stops against New England (1/21) in the AFC Championship Game.
- Registered two tackles and one forced fumble vs. Chicago (2/4) in a Super Bowl XLI victory.

2005 (COLTS):

- Appeared in 13 games on the defensive line and special teams. Was inactive for the final three games of the season.
- Finished the year with 40 tackles (35 solo), 11.5 sacks, eight forced fumbles, 13 quarterback pressures, two passes defended and 29 special teams stops.
- Was named AFC Defensive Player of the Week for his performance at Houston (10/23).
- Led the team in sacks and forced fumbles.
- Opened the season with sacks in eight consecutive games, setting a then-club record, which also tied for the third-longest streak for consecutive games with a sack in NFL history (10, Simon Fletcher; nine, Bruce Smith; nine, Kevin Greene).
- Produced five solo tackles, 2.0 sacks and one forced fumble at San Francisco (10/9).
- Talled one sack and a forced fumble at Baltimore (9/11) and vs. Jacksonville (9/18).
- Added one sack at Cincinnati (11/20) and vs. Tennessee (12/4).
- Saw action as a reserve defensive end and on special teams against Pittsburgh (1/15) in the Divisional Playoffs and finished with one tackle, one pass defended and two special teams stops.

2004 (COLTS):

- Played in 16 games (one start) and totaled 35 tackles (27 solo), 10.5 sacks, six forced fumbles, three fumble recoveries and 17 quarterback pressures while adding 18 special teams tackles.
- Contributed with sacks in eight games.
- Along with teammate Dwight Freney (16.0), produced the ninth and 10th double-digit sack season in club history and as a tandem recorded a sack total of 26.5, which topped the NFL.
- Talled one sack vs. Green Bay (9/26), at Jacksonville (10/3), vs. Jacksonville (10/24), at Chicago (11/21) and at Houston (12/12).
- Posted 2.0 sacks against Oakland (10/10).
- Had 3.0 sacks and three forced fumbles vs. Houston (11/14).
- Was a reserve defensive lineman and special teamer in the team's Wild Card Playoff game vs. Denver (1/9). Totaled two tackles and two special teams stops before leaving the game due to a knee injury.
- Was inactive for the Divisional Playoff game at New England (1/16).

ADMINISTRATION

COACHING
STAFFFOOTBALL
OPERATIONSFOOTBALL
STAFF

PLAYERS

2011 SEASON
IN REVIEWCOLTS
HISTORY

RECORDS

COLTS IN THE
COMMUNITY

**2003 (COLTS):**

- Played in 16 games as a reserve defensive end and special teamer. Finished the year with 11 tackles (seven solo), 3.5 sacks, three forced fumbles, one fumble recovery, two passes defensed and nine quarterback pressures while adding 17 special teams tackles.
- Named to the PFW/PFWA NFL All-Rookie Team.
- Talled two tackles, 2.0 sacks and one forced fumble vs. Tennessee (9/14).
- Contributed with 0.5 sacks against the New York Jets (11/16).
- Recorded a forced fumble and a fumble recovery at Tennessee (12/7).
- Notched one sack vs. Atlanta (12/14).
- Totaled three tackles (two solo), five special teams stops and one pass defensed in the playoffs.
- Was a reserve defensive end for the team's Wild Card Playoff game vs. Denver (1/4), the Divisional Playoffs at Kansas City (1/11) and the AFC Championship at New England (1/18).

COLLEGE:

- A four-year player who started 39 games at defensive end at Alabama A&M.
- Totaled 221 career tackles, 44.0 sacks, 20 forced fumbles, and five fumble recoveries.
- Started 12 games as a senior and registered an NCAA 1-AA record with 20.0 sacks. Also added 58 tackles, 10 forced fumbles, eight passes defensed, 30 tackles for loss and seven quarterback pressures.
- Notched 5.0 sacks against Prairie View A&M.
- Was a preseason All-SWAC pick as a junior and led the conference with 9.0 sacks.
- Led the conference with 13.0 sacks as a sophomore.
- Holds a degree in physical education.

PERSONAL:

- Attended McNair High School in Gresham Park, Ga.
- Assisted the Indianapolis Public Schools Foundation with its annual "Food 4 Thought" fundraiser.
- Hosted a fundraiser for the Boys and Girls Club of Huntsville, Ala.
- Has contributed over \$7,000 to college and high school sports programs.
- Hosts an annual Celebrity Softball game at Victory Field to benefit the Indiana Children's Wish Fund.
- Sponsors a ticket block to provide Colts tickets to underserved youth.
- Member of Omega Psi Phi.
- Born in Atlanta, Ga.

CAREER STATISTICS

Year	GP/GS	Solo	Asst.	Total	Sacks	PD	FF	FR	INT	Yards	Avg.	LG	TD
2011	16/15	29	16	45	9.5	1	3	3	0	0	0.0	0	0
2010	16/16	44	16	60	11.0	1	1	1	0	0	0.0	0	0
2009	14/9	29	10	39	9.5	2	5	0	0	0	0.0	0	0
2008	15/2	42	14	56	11.5	3	5	3	0	0	0.0	0	0
2007	13/12	45	18	63	7.0	0	4	1	0	0	0.0	0	0
2006	16/16	76	14	90	9.5	4	4	2	0	0	0.0	0	0
2005	13/0	35	5	40	11.5	2	8	0	0	0	0.0	0	0
2004	16/1	27	8	35	10.5	0	6	3	0	0	0.0	0	0
2003	16/0	7	4	11	3.5	2	3	1	0	0	0.0	0	0
Total	135/71	334	105	439	83.5	15	39	14	0	0	0.0	0	0

CAREER PLAYOFF STATISTICS

Year	GP/GS	Solo	Asst.	Total	Sacks	PD	FF	FR	INT	Yards	Avg.	LG	TD
2010	1/1	2	0	2	0.0	0	0	0	0	0	0.0	0	0
2009	3/3	5	3	8	0.0	0	0	0	0	0	0.0	0	0
2008	1/0	3	1	4	2.0	0	0	0	0	0	0.0	0	0
2007	1/0	0	0	0	0.0	0	0	0	0	0	0.0	0	0
2006	4/4	8	5	13	1.5	0	3	1	0	0	0.0	0	0
2005	1/0	1	0	1	0.0	1	0	0	0	0	0.0	0	0
2004	1/0	2	0	2	0.0	0	0	0	0	0	0.0	0	0
2003	3/0	2	1	3	0.0	1	0	0	0	0	0.0	0	0
Total	15/8	23	10	33	3.5	2	3	1	0	0	0.0	0	0

Special Teams Tackles: 15 (2006 – 6, 2005 – 2, 2004 – 2, 2003 – 5)



PAT McAFEE

PUNTER. 6-1 220 WEST VIRGINIA
NFL EXP: 4 (4TH YEAR WITH COLTS)
HOW ACQUIRED: DTA - 2009 (222ND OVERALL)
BORN: 5/2/87
GP/GS (PLAYOFFS): 47/0 (4/0)

1

CAREER TRANSACTIONS:

- Selected by the Colts in the seventh round of the 2009 NFL Draft (222nd Overall).

PRO CAREER:

- Finished the 2011 season with a 46.6 gross punting average, which set a new franchise record.
- Posted the second-best total for net punting average in franchise history with a 39.2 mark in 2011.
- Named to the PF/W/PFWA and *The Sporting News* NFL All-Rookie Teams.

2011 (COLTS):

- Set a franchise record with a 46.6 gross punting average and logged the club's second-best net average for a single season with a 39.2 mark.
- Finished the year with 88 punts for a 46.6 average and 63 kickoffs, 41 of which went for touchbacks.
- Contributed with 21 punts inside the 20-yard line and recorded a long kick of 64 yards.
- Ranked second in the NFL with a 68.3 touchback percentage.
- Totaled a season-best of five touchbacks and tied a single game record on four occasions (vs. Pittsburgh, 9/25; vs. Kansas City, 10/9; vs. Tennessee, 12/18 and vs. Houston, 12/22).
- Tied for the team lead with eight special teams tackles.
- Posted six punts for a 46.8 average and a long kick of 57 yards in the season opener at Houston (9/11).
- Registered five touchbacks on kickoffs and seven punts for a 44.4 avg. against Pittsburgh (9/25).
- Totaled five punts for a 55.4 average, a net of 47.6, which included the second-longest punt of his career with a 64-yard kick against Kansas City (10/9). Also had five touchbacks on kickoffs.
- Netted six punts for a 44.8 avg. with two dropped inside the 20-yard line at Tennessee (10/30). Recorded touchbacks on all three of his kickoffs and added one special teams tackle.
- Amassed seven punts for a 45.9 avg. and dropped one kick inside the 20-yard line vs. Tennessee (12/18). Connected on a 60-yard punt, which tied for the fifth longest of his career.

2010 (COLTS):

- Appeared in 15 games while handling punting, kickoff and holding duties. Was placed on the Reserve/Suspended List vs. Houston (11/1).
- Totaled 65 punts for a 42.0 average, a 35.4 net average and a 21:7 ratio of kicks inside the 20-yard line to touchbacks.
- Finished with 16 touchbacks on kickoffs and four special teams tackles.
- Had eight games with a 40.0-plus average (min. three punts).
- Tallied five punts for a 41.0 average with three inside the 20-yard line vs. the New York Giants (9/19) and had five touchbacks on kickoffs to tie teammate Adam Vinatieri for the most in team history in one game since 1970 (at Denver on 10/29/06).
- Recorded six punts for a 47.8 average and totaled six touchbacks on kickoffs, which set the club record for the most in a single-game since 1970 at Denver (9/26).
- Contributed with two punts for a 55.5 average at Jacksonville (10/3), with a career-best 66-yarder.
- Posted seven kicks for a 41.3 average with three kicks inside the 20-yard line against Cincinnati (11/14).
- Registered four punts for a 38.3 average with one inside the 20-yard line in the team's Wild Card Playoff game against the New York Jets (1/8).

ADMINISTRATION

COACHING
STAFFFOOTBALL
OPERATIONSFOOTBALL
STAFF

PLAYERS

2011 SEASON
IN REVIEWCOLTS
HISTORY

RECORDS

COLTS IN THE
COMMUNITY

**2009 (COLTS):**

- Saw action in 16 games, while performing punting, kickoff and holding duties.
- For the season, recorded 64 punts for a 44.3 average with a 37.8 net average. Had a 21:6 ratio of kicks inside the 20-yard line to touchbacks.
- Had four special teams tackles and 21 touchbacks.
- Was named to the PFW/PFWA and *The Sporting News* NFL All-Rookie Teams.
- His 2,837 punting yards was a rookie franchise record and his 64 punts ranked second by a rookie in club annals (72, Cotton Davidson in 1954). His 44.3 punt average marked the third highest by a rookie in franchise history.
- Totaled 11 games with a 40.0-plus punt average, which ranked tied for eighth in club history for a single season (min. of three punts).
- Made his NFL debut against Jacksonville (9/13) and notched two punts for a 44.0 average, with both kicks landing inside the 10-yard line and one being downed at the one-yard line.
- Contributed with seven punts for a 46.3 average and a career-long of 60 yards vs. San Francisco (11/1).
- Finished with seven punts for a 48.4 average and one inside the 20-yard line against New England (11/15). His 339 punt yards ranked fifth by a rookie punter in club annals.
- Recorded two kicks for a 52.5 average, a long of 59 yards and one downed inside the 20-yard line at Houston (11/29). Also added three touchbacks on kickoffs.
- Registered six punts for a 46.2 average with one downed inside the 20-yard line against the New York Jets (12/27). Also had three touchbacks on kickoffs.
- Posted six punts for a 45.8 average with one downed inside the 20-yard line against Baltimore (1/16) in the Divisional Playoffs.
- Had four punts for a 46.3 average with two downed inside the 20-yard line against the New York Jets (1/24) in the AFC Championship Game.
- Totaled two punts for a 45.0 average against New Orleans (2/7) in Super Bowl XLIV.

COLLEGE:

- Four-year player who appeared in 51 career games for West Virginia. Totaled 126 career punts for a 43.7 average with a career-long kick of 75 yards.
- Tallied 35 punts of 50-plus yards and 46 kicks downed inside the 20-yard line.
- Converted 58-of-79 field goals (73.4 pct.) with a long of 52 yards while splitting the uprights on 210-of-212 extra points for 384 total points.
- Had 57 career touchbacks on kickoffs and set the school record for the most games played.
- Following graduation, was the school's all-time leading scorer, all-time scoring leader by a kicker and all-time extra points leader.
- Ranked second in career punting average and second in field goals made.
- Set the Big East record for the most extra points made and ranked second on the conference's all-time scoring list, second in punting average and third in field goals made.
- Appeared in 13 games as a senior and totaled 62 punts for a 44.7 average with a long of 65 yards and 25 kicks downed inside the 20-yard line.
- Converted 17-of-20 field goals with a long kick of 52 yards and 36 extra points for 87 total punts.
- Was one of two players in the NCAA with multiple 50-plus yard field goals.
- As a junior, was a second-team All-Big East choice and a Lou Groza Award semi-finalist.
- Majored in communications.

PERSONAL:

- Attended Plum (Pa.) High School.
- Was a first-team all-conference choice and was the No. 1 rated kicker in the nation by *Scout.com*.
- In 2003, was the punt, pass and kick champion.
- Was a three-year first-team All-WPIAL selection in soccer.
- Was an honor roll student.
- Serves as a spokesman for the Books for Youth program.
- Donated his hair to Locks of Love.
- Hosted a fundraiser for the Susan G. Komen Foundation.
- Born in Plum, Pa.


**CAREER STATISTICS**

Year	GP/GS	No.	Yards	Avg.	Net	TB	In20	LG	Blk.
2011	16/0	88	4,098	46.6	39.2	3	21	64	1
2010	15/0	65	2,731	42.0	35.4	7	21	66	0
2009	16/0	64	2,837	44.3	37.8	6	21	60	0
Total	47/0	217	9,666	44.5	37.6	16	63	66	1

CAREER PLAYOFF STATISTICS

Year	GP/GS	No.	Yards	Avg.	Net	TB	In20	LG	Blk.
2010	1/0	4	153	38.3	34.5	0	1	46	0
2009	3/0	12	550	45.8	42.8	1	3	56	0
Total	4/0	16	703	43.9	40.8	1	4	56	0

Special Teams Tackles: 16 (2011 – 8, 2010 – 4, 2009 – 4)

**MIKE MCGLYNN**

GUARD/CENTER, 6-4 327 PITTSBURGH
NFL EXP: 5 (1ST YEAR WITH COLTS)
HOW ACQUIRED: UFA - 2012 (CIN)
BORN: 3/8/85
GP/GS (PLAYOFFS): 26/18 (2/2)

75**CAREER TRANSACTIONS:**

- Signed by the Colts as an unrestricted free agent on March 19, 2012.
- Claimed by the Cincinnati Bengals off waivers from the Philadelphia Eagles on September 4, 2011.
- Waived by Philadelphia on September 3, 2011.
- Selected by the Eagles in the fourth round (109th overall) in the 2008 NFL Draft.

2011 (BENGALS):

- Played in seven games (four starts) and started at right guard in Cincinnati's Wild Card Playoff game at Houston (1/7).
- Part of an offensive line that opened rushing lanes for running back Cedric Benson to post his third consecutive 1,000-yard season (1,067).
- Provided time for quarterback Andy Dalton to become one of five rookies in NFL history to throw for 3,000-plus passing yards in his first season.
- Part of an offensive line that ranked tied for fourth in the league in sacks allowed (25.0).
- Made his first start with the Bengals in a 23-20 win against Buffalo (10/2) and blocked for Cedric Benson to accumulate 104 rushing yards.
- Made starts in the final three regular season games at St. Louis (12/18), vs. Arizona (12/24) and against Baltimore (1/1).
- Provided time for Andy Dalton to record two passing touchdowns in a victory over Arizona (12/24).
- Started at right guard in the team's Wild Card Playoff game at Houston (1/7).

2010 (EAGLES):

- Competed in all 16 games (14 starts) in his third season with the Eagles.
- Became the starting center for the Eagles against Green Bay (9/12) when Jamaal Jackson suffered a torn triceps.
- Helped Philadelphia to a No. 2 NFL ranking in total offense, including fifth in rushing and ninth in passing.
- Part of an offensive unit that led the NFL in average yards per rush (5.4) and ranked third in scoring (27.4 points per game).
- Provided time for quarterback Michael Vick to throw for 333 yards and four touchdowns at Washington (11/15).
- Blocked for running back LeSean McCoy to rush for a season-high 149 yards at Dallas (12/12) and Michael Vick to total 130 rushing yards and one touchdown the following week at the New York Giants (12/19).
- Started in the Eagles' Wild Card Playoff loss vs. Green Bay (1/9).

2009 (EAGLES):

- Was inactive for the first 15 games of the season, did not play in the season finale and was inactive for the team's Wild Card Playoff game at Dallas (1/9).

ADMINISTRATION

COACHING
STAFFFOOTBALL
OPERATIONSFOOTBALL
STAFF

PLAYERS

2011 SEASON
IN REVIEWCOLTS
HISTORY

RECORDS

COLTS IN THE
COMMUNITY

**2008 (EAGLES):**

- Saw action in three games during his rookie season.
- Was inactive for the first 12 games of the season and did not play in Week 14.
- Made his NFL debut in a 30-10 win vs. Cleveland (12/15) and saw action at Washington (12/21) and against Dallas (12/28).

COLLEGE:

- Played four seasons (2004-2007) at Pittsburgh with a redshirt year in 2003.
- A three-time All-Big East honoree, including first-team all-conference and third-team All-America recognition as a senior.
- Played in 47 collegiate games with starts in his last 43 contests.

PERSONAL:

- Attended Austintown (Ohio) Fitch High School.
- Was a two-way star in football and also earned all-conference honors in baseball.
- Active in community service, which includes work with the American Cancer Society and various animal support groups.

CAREER GP/GS:

2011 (CIN): 7/4 (1/1 Playoffs)
2010 (PHI): 16/14 (1/1 Playoffs)
2009 (PHI): 0/0
2008 (PHI): 3/0
Total: 26/18 (2/2)

**BRANDON MCKINNEY**

NOSE TACKLE, 6-2 345 MICHIGAN STATE
NFL EXP: 7 (1ST YEAR WITH COLTS)
HOW ACQUIRED: UFA - 2012 (BAL)
BORN: 8/24/83
GP/GS (PLAYOFFS): 61/6 (7/0)

96**CAREER TRANSACTIONS:**

- Signed by the Colts as an unrestricted free agent on April 5, 2012.
- Signed by the Baltimore Ravens as a free agent on October 8, 2008.
- Released by the San Diego Chargers on October 4, 2008.
- Originally signed by the Chargers as an undrafted free agent on May 8, 2006.

2011 (RAVENS):

- Competed in 12 contests and totaled 14 tackles (eight solo) and one forced fumble.
- Part of a Ravens defense that boasted the NFL's No. 3 overall defense (288.9 yards per game), and also ranked third in the league in scoring defense (16.6 points per game).
- Totaled four tackles (three solo) and added one forced fumble at Jacksonville (10/24).
- Posted three tackles at Seattle (11/13).
- Finished with two solo stops vs. Cleveland (12/24).
- Saw action in the team's Divisional Playoff contest against Houston (1/15) and logged three tackles.

2010 (RAVENS):

- Played in 11 contests (four starts) and totaled nine tackles (five solo) for a Baltimore defense that ranked No. 5 in the league against the run (93.9 yards per game).
- Started on the defensive line against Denver (10/10) and posted one tackle while helping to limit the Broncos to 39 net rushing yards.
- Saw action against Pittsburgh (12/5) and recorded two tackles.
- Competed in both playoff games, netting three tackles, one fumble recovery and one pass defended for a defense that forced seven turnovers.
- Posted one tackle and his first career postseason fumble recovery in the team's Wild Card Playoff game at Kansas City (1/9).
- Totaled two tackles and one pass defended in the Divisional Playoffs at Pittsburgh (1/15).

**2009 (RAVENS):**

- Saw action in seven games and registered three tackles before being placed on Injured Reserve on December 19.
- Notched two tackles at Minnesota (10/18).
- Talled one tackle in a 20-17 overtime victory against Pittsburgh (11/29).

2008 (RAVENS):

- In 11 games, netted 19 tackles (12 solo) as part of the NFL's second-ranked defense.
- Posted his first career fumble recovery vs. Pittsburgh (12/14).
- Logged three solo tackles in the regular season finale against Jacksonville (12/28).
- Finished with one tackle in the team's Wild Card victory at Miami (1/4).
- Totaled one stop in Baltimore's Divisional Playoff contest at Tennessee (1/10).
- Notched one tackle in the team's AFC Championship Game loss to Pittsburgh (1/18).

2007 (CHARGERS):

- Competed in 14 games (two starts) for the Chargers and finished the season with a career-high 35 tackles (15 solo) and one pass defended.
- Tallied three tackles (two solo) in back-to-back weeks against Oakland (10/14) and Houston (10/28).
- Recorded a career-high six tackles at Tennessee (12/9).
- Started the final two contests of the season against Denver (12/24) and at Oakland (12/30) where he finished with one tackle in each game.

2006 (CHARGERS):

- Played in six games and the Chargers' playoff contest and totaled two tackles and one pass defended.
- Spent the first eight weeks of the season on the team's practice squad.
- Signed to the active roster on November 1.
- Made his NFL debut at Cincinnati (11/12).
- Posted two solo tackles and one pass defended in the regular season finale vs. Arizona (12/31).
- Saw action in the team's Divisional Playoff game against New England (1/14).

COLLEGE:

- Started his final two and a half seasons at defensive tackle for Michigan State.
- Ended his Spartans career with 93 tackles, six tackles for loss and 2.5 sacks.
- Was the second-leading tackler along the defensive line as a junior with a career-high 42 stops.
- Earned a degree in social science.

PERSONAL:

- Attended Chaminade-Julienne High School in Dayton, Ohio.
- Was a two-time Associated Press All-State selection and earned *PrepStar* All-America honors.
- Established the BJ Kids 91 Foundation to provide programs and activities that cultivate to social and life skills, foster social responsibility, enhance academic enrichment and encourage health and well-being.

CAREER STATISTICS

Year	GP/GS	Solo	Asst.	Total	Sacks	PD	FF	FR	INT	Yards	Avg.	LG	TD
2011 BAL	12/0	8	6	14	0.0	0	1	0	0	0	0.0	0	0
2010 BAL	11/4	5	4	9	0.0	0	0	0	0	0	0.0	0	0
2009 BAL	7/0	1	2	3	0.0	0	0	0	0	0	0.0	0	0
2008 BAL	11/0	12	7	19	0.0	0	0	1	0	0	0.0	0	0
2007 S.D.	14/2	15	20	35	0.0	1	0	0	0	0	0.0	0	0
2006 S.D.	6/0	1	1	2	0.0	1	0	0	0	0	0.0	0	0
Total	61/6	42	40	82	0.0	2	1	1	0	0	0.0	0	0

CAREER PLAYOFF STATISTICS

Year	GP/GS	Solo	Asst.	Total	Sacks	PD	FF	FR	INT	Yards	Avg.	LG	TD
2011 BAL	1/0	1	2	3	0.0	0	0	0	0	0	0.0	0	0
2010 BAL	2/0	2	1	3	0.0	1	0	1	0	0	0.0	0	0
2009 BAL					INJURED RESERVE								
2008 BAL	3/0	2	1	3	0.0	0	0	0	0	0	0.0	0	0
2006 S.D.	1/0	0	0	0	0.0	0	0	0	0	0	0.0	0	0
Total	7/0	5	4	9	0.0	1	0	1	0	0	0.0	0	0

ADMINISTRATION

COACHING
STAFFFOOTBALL
OPERATIONSFOOTBALL
STAFF

PLAYERS

2011 SEASON
IN REVIEWCOLTS
HISTORY

RECORDS

COLTS IN THE
COMMUNITY



KYLE MILLER

TIGHT END, 6-5 260 MOUNT UNION
NFL EXP: 1 (1ST YEAR WITH COLTS)
HOW ACQUIRED: FA - 2012
BORN: 4/18/88
GP/GS (PLAYOFFS): 0/0 (0/0)

86

CAREER TRANSACTIONS:

- Signed by the Colts as a free agent on April 3, 2012.
- Waived by the Jacksonville Jaguars prior to the start of the regular season on September 3, 2011.
- Originally signed as an undrafted free agent by Jacksonville on July 27, 2011.

2011:

- Spent the 2011 training camp with the Jacksonville Jaguars, but was released prior to the start of the regular season.

COLLEGE:

- A four-year letterman at the University of Mount Union in Alliance, Ohio.
- In 47 collegiate contests, totaled 87 catches for 1,259 yards and 16 touchdowns.
- As a senior, competed in all 15 games and finished with 62 catches for 872 yards and seven touchdowns.
- Earned All-Ohio Athletic Conference first-team, All-North Region first-team and All-America honors.
- Garnered Academic All-OAC, Academic All-District IV and Capital One Academic All-America honors.
- Earned a degree in health & physical education.

PERSONAL:

- Attended Elida (Ohio) High School.
- Was an all-district and all-conference selection as a senior.
- Father, Mark, was a third round draft pick of the Cleveland Browns in 1978, where he played two seasons as quarterback.
- Married his wife, Chelsea, during the 2012 offseason.
- A native of Elida, Ohio.



FILI MOALA

DEFENSIVE END, 6-4 310 USC
NFL EXP: 4 (4TH YEAR WITH COLTS)
HOW ACQUIRED: D2A - 2009 (56TH OVERALL)
BORN: 6/23/85
GP/GS (PLAYOFFS): 40/31 (1/1)

95

CAREER TRANSACTIONS:

- Originally selected by the Colts in the second round (56th overall) of the 2009 NFL Draft.

2011 (COLTS):

- Started in all 14 contests he competed in and was inactive for another two.
- Totaled 22 tackles (13 solo) and 2.0 sacks.
- Recorded four tackles (three solo) starting at defensive tackle vs. Jacksonville (11/13).
- Registered his first career sack at New England (12/14) and contributed with three tackles (two solo).
- Posted four tackles (three solo) at Baltimore (12/11).
- Tallied his second sack of the season while adding two tackles against Houston (12/22).

ADMINISTRATION

COACHING
STAFFFOOTBALL
OPERATIONSFOOTBALL
STAFF

PLAYERS

2011 SEASON
IN REVIEWCOLTS
HISTORY

RECORDS

COLTS IN THE
COMMUNITY

**2010 (COLTS):**

- Started all 16 games, 12 at left defensive tackle and four at right defensive tackle. Was one of only four defensive players to open every game.
- Totaled a career-high 26 tackles (20 solo) while adding one fumble recovery and one pass defended.
- His fumble recovery was returned one-yard for his first career touchdown against the New York Giants (9/19).
- Collared five tackles at Houston (9/12), four stops at Jacksonville (10/3) and three tackles at Philadelphia (11/7) and vs. Dallas (12/5).
- Started at right defensive tackle in the team's Wild Card Playoff game against the New York Jets (1/8) and finished with two tackles.

2009 (COLTS):

- Appeared in 10 games (one start) and totaled 17 tackles (10 solo).
- Was inactive for the first five games of the season and against Houston (11/8).
- Recorded four tackles vs. Tennessee (12/6).
- Talled a season-high five stops against the New York Jets (12/27).
- Made his first career NFL start at Buffalo (1/3).
- Was listed as inactive for the team's Divisional Playoff game against Baltimore, AFC Championship Game against the New York Jets (1/24) and Super Bowl XLIV against New Orleans (2/7).

COLLEGE:

- A four-year letterman and three-year starter at USC who opened 38-of-52 career games. Started the final 33 games of his collegiate career.
- Totaled 90 tackles (46 solo), 23.5 tackles for loss, 9.5 sacks, two fumble recoveries, five passes defended and two blocked kicks.
- As a senior, started in 13 games and finished with 30 tackles, 10.0 tackles for loss, 4.5 sacks, one fumble recovery, one pass defended and two blocked kicks.
- Tied the school, conference and NCAA record with two blocked field goals in the same game (both in the third quarter) against Arizona State.
- Was a first-team All-America choice by *The NFL Draft Report*, while earning second-team honors from *The Sporting News*. Was also a first-team All-Pac 10 Conference choice.
- Helped USC rank first in the NCAA in scoring defense (9.0 points per game), second in total defense (221.8 yards per game) and fifth in rushing defense (87.4 yards per game).
- Holds a degree in sociology.

PERSONAL:

- Attended Western High School in Anaheim, Calif.
- Was an all-league selection as a junior.
- Is a cousin of Baltimore Ravens defensive tackle, Haloti Ngata.
- Full name is Fili Toutoupau'u Moala.
- Resides with his wife, Jordan, and their son, Litani, in Indianapolis.
- Born in Buena Park, Calif.

CAREER STATISTICS

Year	GP/GS	Solo	Asst.	Total	Sacks	PD	FF	FR	INT	Yards	Avg.	LG	TD
2011	14/14	13	9	22	2.0	0	0	0	0	0	0.0	0	0
2010	16/16	20	6	26	0.0	1	0	0	0	0	0.0	0	0
2009	10/1	10	7	17	0.0	0	0	0	0	0	0.0	0	0
Total	40/31	43	22	65	2.0	1	0	0	0	0	0.0	0	0

Career Playoff Statistics

Year	GP/GS	Solo	Asst.	Total	Sacks	PD	FF	FR	INT	Yards	Avg.	LG	TD
2010	1/1	2	0	2	0.0	0	0	0	0	0	0.0	0	0
2009	0/0	0	0	0	0.0	0	0	0	0	0	0.0	0	0
Total	1/1	2	0	2	0.0	0	0	0	0	0	0.0	0	0

Additional Statistics: One-yard fumble recovery for a touchdown vs. the New York Giants (9/19/10).



MEWELDE MOORE

RUNNING BACK, 5-11 209 TULANE
NFL EXP: 9 (1ST YEAR WITH COLTS)
HOW ACQUIRED: FA - 2012
BORN: 7/24/82
GP/GS (PLAYOFFS): 113/15 (8/0)

26

CAREER TRANSACTIONS:

- Signed by the Colts as a free agent on June 19, 2012.
- Signed by the Pittsburgh Steelers as an unrestricted free agent (Minnesota) on March 3, 2008.
- Originally selected by the Minnesota Vikings in the fourth round (119th overall) of the 2004 NFL Draft.

2011 (STEELERS):

- Competed in 12 games and totaled 22 rushes for 157 yards and 11 receptions for 104 yards and one touchdown.
- Totaled a season-high six rushes while adding 26 yards at Arizona (10/23).
- Posted two receptions for 29 yards and one touchdown against New England (10/30).

2010 (STEELERS):

- Saw action in 15 games at running back and on special teams.
- Finished the season with 33 rushes for 99 yards and added 26 receptions for 205 yards.
- Returned three kickoffs for 47 yards.
- Tallied a season-high five receptions for 79 yards vs. New England (11/14).
- Played in the Divisional Playoff game against Baltimore (1/15), the AFC Championship Game vs. the New York Jets (1/23) and Super Bowl XLV against Green Bay (2/6).

2009 (STEELERS):

- Played in all 16 contests as a running back and on special teams.
- Compiled 35 rushes for 118 yards and 21 receptions for 153 yards and two touchdowns.
- Set a season-high with 31 receiving yards and one touchdown against San Diego (10/4).
- Added his second receiving touchdown of the season while posting 25 receiving yards vs. Green Bay (12/20).

2008 (STEELERS):

- Competed in 16 games with four starts in his first season with the Steelers.
- Registered his second-highest season rushing total with 588 yards on 140 carries with five touchdowns.
- Contributed with 40 receptions for 320 yards and one touchdown.
- His five rushing touchdowns and six total touchdowns were both career highs.
- Accumulated six punt returns for 21 yards and 10 kickoff returns for 185 yards (18.5 average).
- Posted 17 carries for 99 yards at Jacksonville (10/5).
- Notched 20 carries for 120 yards (6.0 avg.) with two touchdowns and added five catches for 14 yards and one score at Cincinnati (10/19).
- Totaled 25 rushing yards in three postseason games against San Diego in the Divisional Playoffs (1/11), Baltimore in the AFC Championship Game (1/18) and Arizona in Super Bowl XLIII (2/1).

2007 (VIKINGS):

- Saw action in 12 games with the Vikings and totaled 113 rushing yards and 48 receiving yards.
- Added 13 punt returns for 130 yards (10.0 avg.) and one kickoff for 20 yards.
- Ran six times for a season-high 50 yards (8.3 avg.) and caught a season-high four passes for 36 yards at Detroit (9/16).
- Registered four punt returns for 59 yards, including a long of 42 yards against San Diego (11/4).

2006 (VIKINGS):

- Played in all 16 contests and finished the season with 131 rushing yards and 468 receiving yards.
- Tallied a career-high 36 punt returns for 365 yards and one touchdown and added one kickoff return for 25 yards.
- Led the team with a 10.1 punt return average and tied for second on the team with a career-high 46 receptions.
- Ranked fourth in the NFC in punt return average.
- Threw the seventh touchdown by a running back in team history when he hit tight end Jermaine Wiggins on a halfback pass at Seattle (10/22).

ADMINISTRATION

COACHING
STAFFFOOTBALL
OPERATIONSFOOTBALL
STAFF

PLAYERS

2011 SEASON
IN REVIEWCOLTS
HISTORY

RECORDS

COLTS IN THE
COMMUNITY



- Caught four passes for a career-high 91 yards (22.8 avg.), and a long catch of 50 yards against New England (10/30). Also logged a 71-yard punt return for his second career touchdown. Joined David Palmer to become only the second player in franchise history with two career punt return touchdowns.
- Tied a season-high with five receptions for 53 yards (10.6 avg.) and caught his first touchdown of the season against the New York Jets (12/17).

2005 (VIKINGS):

- Completed in all 16 games (eight starts) and set career highs in carries (155) and rushing yards (662) while contributing with 339 receiving yards.
- Was the only player in the NFL and the second player in team history to score by rush (one), reception (two) and punt return (one), joining Pro Football Hall of Famer Hugh McElhenny in 1961.
- Eclipsed the 100-yard mark with 23 carries for 101 yards against New Orleans (9/25).
- Gained 57 yards on 14 attempts and caught a season-high six passes for 63 yards at Atlanta (10/2).
- Scored his first career touchdown reception and had four catches for 60 yards while adding 45 rushing yards against Green Bay (10/23).
- Totaled nine carries for 30 yards and his first career rushing touchdown at Carolina (10/30).
- Posted the sixth-longest punt return in team history and joined teammates Koren Robinson (kickoff return touchdown) and Darren Sharper (interception return touchdown) to become the only team in league history to score all three ways in a game at the New York Giants (11/13).

2004 (VIKINGS):

- Saw action in 10 games (three starts) and finished third on the team with 379 rushing yards while contributing with 27 receptions for 238 yards.
- Finished second on the team with 20 kickoff returns for 386 yards (19.3 avg.).
- Earned Pepsi Rookie of the Week honors for his performance against Tennessee in Week 7.
- Made his NFL debut against Dallas (9/12).
- Made his first career start at Houston (10/10) and recorded 92 rushing yards, the third-best performance in team history for a player making their first start. Also set a team rookie record with 12 catches, which also tied him for second in team history by a running back.
- Registered his first career 100-yard rushing performance with 15 carries for 109 yards at New Orleans (10/17). Added 78 receiving yards to finish the day with 187 yards.
- Tallied a season-best 138 yards on a season-high 20 carries vs. Tennessee (10/24) and was voted Pepsi Rookie of the Week.
- Competed in Minnesota's Wild Card Playoff game at Green Bay (1/9) and the following week at Philadelphia (1/16) in the Divisional Playoffs.

COLLEGE:

- At Tulane, became only the second player in NCAA history to rush for 4,000 yards and have 2,000 yards receiving in a career, joining Darrin Nelson (Stanford).
- Ranks 11th in Division I history in all-purpose yards with 6,505 and ran for 100-plus yards in 22 games to set school and Conference USA records.
- His 36 collegiate touchdowns rank second in Tulane and Conference USA history.
- Rushed for 1,431 yards in 2001 to set the school's single-season rushing record.
- Took 24 credits in the spring of 2004 to graduate on time with a double major in finance and accounting.

PERSONAL:

- Attended Belaire High School in Baton Rouge, La., and was named to the media all-state team as well as earning second-team all-state honors by state coaches.
- Ran for over 1,600 yards as a senior.
- Was an all-state selection in baseball and was drafted in the fourth round of the 2000 Major League Baseball draft by the San Diego Padres, spending three summers in the organization.
- Was the recipient of the Community Service Award for Business Ethics at the Tulane Council of Entrepreneurs and Business School Council Awards Gala in the spring of 2003.
- Is a member of the National Honor Society.
- Supports youth education through his Mewelde Moore Knowledge First Foundation.
- Moore and his wife, Tymeka, have one daughter, Jalyn.
- Born in Hammond, La.

ADMINISTRATION

COACHING
STAFFFOOTBALL
OPERATIONSFOOTBALL
STAFF

PLAYERS

2011 SEASON
IN REVIEWCOLTS
HISTORY

RECORDS

COLTS IN THE
COMMUNITY



CAREER STATISTICS

Year	GP/GS	No.	Yards	RUSHING			RECEIVING				
				Avg.	LG	TD	No.	Yards	Avg.	LG	TD
2011 PIT	12/0	22	157	7.1	21	0	11	104	9.5	24	1
2010 PIT	15/0	33	99	3.0	18	0	26	205	7.9	29	0
2009 PIT	16/0	35	118	3.4	15	0	21	153	7.3	19t	2
2008 PIT	16/4	140	588	4.2	32t	5	40	320	8.0	25	1
2007 MIN	12/0	20	113	5.7	17	0	6	48	8.0	20	0
2006 MIN	16/0	24	131	5.5	15	0	46	468	10.2	50	1
2005 MIN	16/8	155	662	4.3	33	1	37	339	9.2	29	2
2004 MIN	10/3	65	379	5.8	33	0	27	238	8.8	26	0
Total	113/15	494	2,247	4.5	33	6	214	1,875	8.8	50	7

CAREER PLAYOFF STATISTICS

Year	GP/GS	No.	Yards	RUSHING			RECEIVING				
				Avg.	LG	TD	No.	Yards	Avg.	LG	TD
2011 PIT	3/0	6	22	3.7	7	0	1	9	9.0	9	0
2008 PIT	3/0	5	25	5.0	6	0	4	25	6.3	9	0
2004 MIN	2/0	1	0	0.0	0	0	2	20	10.0	12	0
Total	8/0	12	47	3.9	7	0	7	54	7.7	12	0

CAREER RETURN STATISTICS

Year	GP/GS	PR	FC	Yards	Avg.	LG	TD	KR	Yards	Avg.	LG	TD
2010 PIT	15/0	0	0	0	0.0	0	0	3	47	15.7	17	0
2009 PIT	16/0	3	9	3	1.0	2	0	4	44	11.0	13	0
2008 PIT	16/4	6	12	21	3.5	12	0	10	185	18.5	24	0
2007 MIN	12/0	13	8	130	10.0	42	0	1	20	20.0	20	0
2006 MIN	16/0	36	9	365	10.1	71t	1	1	25	25.0	25	0
2005 MIN	16/8	21	9	245	11.7	71t	1	4	72	18.0	27	0
2004 MIN	10/3	4	1	28	7.0	17	0	20	386	19.3	33	0
Total	113/5	83	48	792	9.5	71t	2	44	789	17.9	33	0

CAREER PLAYOFF RETURN STATISTICS

Year	GP/GS	PR	FC	Yards	Avg.	LG	TD	KR	Yards	Avg.	LG	TD
2008 PIT	3/0	2	2	1	0.5	1	0	1	18	18.0	18	0
2004 MIN	2/0	0	0	0	0.0	0	0	5	107	21.4	39	0
Total	8/0	2	2	1	0.5	1	0	6	125	20.8	39	0

Additional Statistics:

Passing: 2-4, 21 yards (10.5 avg.), a long pass of 15 yards, 2 TDs
 (2009) 1-1, six yards, 1 TD
 (2007) 0-1
 (2006) 1-1, 15 yards, 1 TD
 (2004) 0-1



DRAKE NEVIS

DEFENSIVE TACKLE, 6-1 310 LSU
NFL EXP: 2 (2ND YEAR WITH COLTS)
HOW ACQUIRED: D3 - 2011 (87TH OVERALL)
BORN: 5/8/89
GP/GS (PLAYOFFS): 5/0 (0/0)

94

CAREER TRANSACTIONS:

- Originally selected by the Colts in the third round (87th overall) of the 2011 NFL Draft.

2011 (COLTS):

- Saw action in five games during his rookie season and recorded 19 tackles (nine solo) and one pass defended. Placed on Injured Reserve on December 6 with a back injury.
- Made his NFL debut at Houston (9/11) and compiled four solo tackles.
- Tallied six tackles (one solo), one tackle for loss and one quarterback hurry against Cleveland (9/18).
- Finished with three tackles and one pass defended at Tampa Bay (10/3).

COLLEGE:

- A four-year performer who started 18-of-45 career games at defensive tackle for LSU.
- Totaled 139 career tackles (75 solo), 31.5 tackles for loss, 10.0 sacks, five passes defended, eight quarterback pressures, four forced fumbles, three fumble recoveries and one interception.
- Started 13 games as a senior and totaled 56 tackles (30 solo), 13 tackles for loss, 6.0 sacks, three forced fumbles, one fumble recovery and one interception.
- Was named SEC Defensive Lineman of the Week on four occasions.
- Was a first-team All-America pick by *CBS Sports.com*, a second-team choice by The Associated Press, Walter Camp and *Rivals.com*.
- Named a first-team All-SEC selection by The Associated Press and conference coaches.
- Holds a degree in general studies.

PERSONAL:

- Attended John Ehret High School in Marrero, La.
- Was the eighth-ranked defensive tackle nationally by *Rivals.com* and was a top prospect in the state.
- Named a Class 5-A first-team all-state selection with 72 tackles, 18.0 sacks, eight forced fumbles and two fumble recoveries.
- Totaled 80 tackles and 8.0 sacks as a junior.
- Born in Thibodeaux, La.
- Pronounced NEV V-iss.

CAREER STATISTICS

Year	GP/GS	Solo	Asst.	Total	Sacks	PD	FF	FR	INT	Yards	Avg.	LG	TD
2011	5/0	9	10	19	0.0	1	0	0	0	0	0.0	0	0
Total	5/0	9	10	19	0.0	1	0	0	0	0	0.0	0	0

ADMINISTRATION

COACHING
STAFFFOOTBALL
OPERATIONSFOOTBALL
STAFF

PLAYERS

2011 SEASON
IN REVIEWCOLTS
HISTORY

RECORDS

COLTS IN THE
COMMUNITY



MIKE NEWTON

SAFETY, 5-10 207 BUFFALO
NFL EXP: 2 (2ND YEAR WITH COLTS)
HOW ACQUIRED: FA - 2012
BORN: 11/11/87
GP/GS (PLAYOFFS): 12/0 (1/0)

38

CAREER TRANSACTIONS:

- Signed by the Colts as a free agent on February 9, 2012.
- Released by Indianapolis on September 1, 2011.
- Promoted to the Colts' 53-man roster on October 5, 2010.
- Waived by Indianapolis on September 4, 2010 and signed to the practice squad one day later.
- Originally signed by the Colts as a free agent on April 30, 2010.

2011:

- Was released by the Colts prior to the start of the regular season on September 1.

2010 (COLTS):

- Appeared in the final 12 games as a reserve defensive back and special teamer.
- Totaled two tackles, one fumble recovery and six special teams tackles.
- Tallied one tackle and one fumble recovery against Cincinnati (11/14).
- Registered a season-high three special teams tackles at Philadelphia (11/7).
- Saw action on special teams for the team's Wild Card Playoff game against the New York Jets (1/8).

COLLEGE:

- Started 45-of-50 career games at safety for the University of Buffalo and finished his collegiate career with 343 career tackles.
- As a senior, ranked second on the team with 85 tackles (52 solo), two interceptions and one sack.
- Started 13-of-14 games as a junior and was named an All-MAC second-team selection. Ranked third on the team with 112 tackles (69 solo), 5.5 tackles for loss and one interception.

PERSONAL:

- Attended Calvert Hall High School in Towson, Md., competing at both cornerback and running back.
- Earned first-team All-MAA honors.
- Also lettered in baseball and basketball.
- Born in Pasadena, Md.

CAREER STATISTICS

Year	GP/GS	Solo	Asst.	Total	Sacks	PD	FF	FR	INT	Yards	Avg.	LG	TD
2010	12/0	1	1	2	0.0	0	0	1	0	0	0.0	0	0
Total	12/0	1	1	2	0.0	0	0	1	0	0	0.0	0	0

CAREER PLAYOFF STATISTICS

Year	GP/GS	Solo	Asst.	Total	Sacks	PD	FF	FR	INT	Yards	Avg.	LG	TD
2010	1/0	0	0	0	0.0	0	0	0	0	0	0.0	0	0
Total	1/0	0	0	0	0.0	0	0	0	0	0	0.0	0	0

Special Teams Tackles: 6 (2010 – 6)



OLLIE OGBU

DEFENSIVE TACKLE, 6-1 305 PENN STATE
NFL EXP: 1 (1ST YEAR WITH COLTS)
HOW ACQUIRED: FA - 2011
BORN: 5/18/87
GP/GS (PLAYOFFS): 0/0 (0/0)

64

CAREER TRANSACTIONS:

- Signed by the Colts to a reserve/future contract on January 4, 2012.
- Signed to the Indianapolis practice squad on September 4, 2011.
- Waived by the Colts on September 3, 2011.
- Originally signed by the Colts as a free agent on July 29, 2011.

2011 (COLTS):

- Spent the entire regular season on the team's practice squad.

COLLEGE:

- Was a three-year starter at defensive tackle for the Nittany Lions and collected 113 tackles, 29 tackles for loss and 5.5 sacks.
- As a senior, was a second-team All-Big Ten selection while collecting 48 tackles (17 solo), 8.5 tackles for loss, 0.5 sacks and one pass defended.
- Was an honorable mention All-Big Ten choice as a junior, totaling 30 stops, 8.0 tackles for loss, 2.0 sacks and a team-high three forced fumbles.
- Played in every game as a freshman and sophomore.

PERSONAL:

- Attended Milford Academy in New Berlin, N.Y.
- Was named a *PrepStar Magazine* All-America selection.
- Participated in numerous Colts Community Tuesdays, including the team's annual Hometown Huddle event and Colts Day in Schools.
- Assisted with tornado relief efforts in Henryville, Ind.
- A native of Staten Island, N.Y.



SETH OLSEN

OFFENSIVE GUARD, 6-5 305 IOWA
NFL EXP: 3 (2ND YEAR WITH COLTS)
HOW ACQUIRED: W - 2011 (MINNESOTA)
BORN: 12/17/85
GP/GS (PLAYOFFS): 9/1 (0/0)

73

CAREER TRANSACTIONS:

- Claimed off waivers by the Colts (Minnesota) on September 12, 2011.
- Waived by the Minnesota Vikings on September 10, 2011.
- Signed by Minnesota to the team's practice squad on September 7, 2010.
- Waived by the Denver Broncos on September 4, 2010.
- Originally selected by Denver in the fourth round (132nd overall) of the 2009 NFL Draft.

2011 (COLTS):

- Competed in six games (one start) and was inactive for another two games before being placed on Injured Reserve on November 9 with a hand injury.
- Made his Colts debut against Pittsburgh (9/25) seeing action on special teams.
- Saw action at right guard at New Orleans (10/23).
- Made his first career start at Tennessee (10/30) opening the game at left guard and provided rushing lanes for the team to amass 158 rushing yards and one touchdown.

2010 (VIKINGS):

- Spent the entire season on the Minnesota Vikings practice squad.

ADMINISTRATION

COACHING
STAFFFOOTBALL
OPERATIONSFOOTBALL
STAFF

PLAYERS

2011 SEASON
IN REVIEWCOLTS
HISTORY

RECORDS

COLTS IN THE
COMMUNITY

**2009 (BRONCOS):**

- Competed in three games for Denver during his rookie season, including games against Cincinnati (9/13), Dallas (10/4) and Kansas City (1/3).

COLLEGE:

- At Iowa, started 34-of-48 career games played on the offensive line.
- Received All-Big Ten conference honors twice during his Hawkeye career, including first-team honors during his senior season where he started all 11 games at right guard.

PERSONAL:

- Attended Millard North High School in Omaha, Neb., and helped his team to a 36-2 record during his years as a starter.
- Serves on the board of SECOR, a food bank serving communities around Denver, Colo.
- Actively involved with FCA in Ind. and Colo.
- Joined Lifewater International in Uganda to work on water projects.
- Visited veterans at the Richard L. Roudebush VA Medical Center as a part of the team's Veteran's Day outreach efforts.
- Married with one child.
- A native of Omaha, Neb.

CAREER GP/GS:**2011 (IND):** 6/1**2010 (MIN):** 0/0**2009 (DEN):** 3/0**Total:** 9/1**MATT OVERTON****LONG SNAPPER, 6-1 254 WESTERN WASHINGTON****NFL EXP: 1 (1ST YEAR WITH COLTS)****HOW ACQUIRED: FA - 2012****BORN: 7/6/85****GP/GS (PLAYOFFS): 0/0 (0/0)****45****CAREER TRANSACTIONS:**

- Signed as a free agent by the Colts on April 2, 2012.
- Signed by the Omaha Nighthawks of the United Football League in 2010.
- Released by the Seattle Seahawks prior to the start of the 2010 regular season.
- Signed by Seattle as a free agent on February 10, 2010.
- Signed by the Florida Tuskers of the UFL in 2009.
- Signed by the Tri-Cities Fever of the af2 in 2008.
- Released by the Seahawks prior to the start of the 2007 regular season.
- Originally signed by the Seahawks as an undrafted free agent in 2007.

2010-2011 (OMAHA NIGHTHAWKS):

- As a member of the Omaha Nighthawks, was named to the United Football League's top 10 players list in 2010 earning the recognition as the league's best long snapper.
- Helped the team win three of their first four games as an expansion team in 2010.

2009 (FLORIDA TUSKERS):

- With the Florida Tuskers, was part of a team that recorded a perfect 6-0 record while reaching the UFL Championship Game.

2008 (TRI-CITIES FEVER):

- Was part of a Tri-Cities Fever team that won four games and finished fifth in the NC West.

2007:

- Was signed by the Seattle Seahawks as an undrafted free agent, but was released prior to the start of the regular season.

**COLLEGE:**

- Was a team captain and two-year starter at defensive end and long snapper for Western Washington.
- Finished his collegiate career with 5.0 sacks, 7.5 tackles for loss, one interception, one forced fumble and seven passes defended.
- Attended Diablo Valley College from 2003-2004 before transferring to Western Washington.

PERSONAL:

- Attended Tracy (Calif.) High School.
- Was an honorable mention San Joaquin Athletic Association all-star as a senior.
- Started and lettered two years as an offensive guard while serving as a co-captain as a senior.
- Also lettered one year in golf and baseball.
- Founder/President of Pros 2 Youth, a non-profit organization based in his hometown of Tracy, Calif.
- Co-owner of Led By Pros Youth Football Academy in Omaha, Neb., with Maurice Clarett.
- Grandson of Washington State Hall of Fame football coach, Paul Wallrof.
- Father, Tom Overton, played college football at Cal-State Hayward. Son of Lisa Blair and has two siblings, Stefan and Nicole Overton.
- A native of Tracy, Calif.

**JERRAUD POWERS**

CORNERBACK, 5-10 187 AUBURN
NFL EXP: 4 (4TH YEAR WITH COLTS)
HOW ACQUIRED: D3 - 2009 (92ND OVERALL)
BORN: 7/19/87
GP/GS (PLAYOFFS): 34/34 (2/1)

25**CAREER TRANSACTIONS:**

- Originally selected by the Colts in the third round (92nd overall) of the 2009 NFL Draft.

2011 (COLTS):

- Started in all 12 games he competed in before being placed on Injured Reserve on December 5 with an elbow injury.
- Logged six tackles (five solo) in the season opener at Houston (9/11).
- Totaled six tackles (two solo) and one pass defended against Cleveland (9/18).
- Notched a season-high seven tackles (four solo) at New Orleans (10/23).
- Posted three tackles, one pass defended and one interception, which he returned six yards for a touchdown against Atlanta (11/6). The interception return for a touchdown was the first of his career.
- Tallied five tackles (three solo), one pass defended and one interception vs. Jacksonville (11/13).

2010 (COLTS):

- Started 10 games at right cornerback before being placed on Injured Reserve on December 7. Was also inactive for two contests.
- Recorded 53 tackles (42 solo), nine passes defended and two interceptions. Also returned eight punts for a 7.9-yard average.
- Had seven tackles and one pass defended at Houston (9/12).
- Registered three tackles, two passes defended and one interception against the New York Giants (9/19).
- Compiled four tackles and four passes defended at Denver (9/26).
- Tied for the team lead with 11 tackles and added two passes defended with one interception at Washington (10/17).

2009 (COLTS):

- Started 12 games at right cornerback as a rookie and was inactive for another four games.
- Finished the season with 71 tackles (56 solo), one interception, nine passes defended, one forced fumble and one fumble recovery. Also added one special teams tackle.
- Made four tackles and two passes defended against Jacksonville (9/13) in his NFL debut.
- Tied for the team lead with six tackles while contributing with one pass defended against Seattle (10/4).
- Totaled four tackles, one forced fumble, one fumble recovery and one pass defended against San Francisco (11/1).
- Tallied a season-high 10 tackles and his first career interception against Houston (11/8).
- Notched nine tackles and one pass defended at Houston (11/29).
- Started at right cornerback against Baltimore (1/16) in the Divisional Playoffs and finished with three tackles, one pass defended and one interception.
- Was inactive for the AFC Championship game against the New York Jets (1/24).
- Saw action as a reserve defensive back vs. New Orleans (2/7) in Super Bowl XLIV, recording two tackles.

ADMINISTRATION

COACHING
STAFFFOOTBALL
OPERATIONSFOOTBALL
STAFF

PLAYERS

2011 SEASON
IN REVIEWCOLTS
HISTORY

RECORDS

COLTS IN THE
COMMUNITY

**COLLEGE:**

- A three-year letterman and two-year starter who opened 23-of-36 career games at Auburn.
- Finished his collegiate career with 136 tackles (97 solo), five tackles for loss, six interceptions, 16 passes defended, two fumble recoveries and one blocked punt.
- As a sophomore, was named the team's Defensive Player of the Year with 63 tackles (47 solo), four tackles for loss, four interceptions, five passes defended and one fumble recovery.
- Was named to the SEC Coaches' All-Freshman Team.
- Holds a degree in public administration.

PERSONAL:

- Attended Decatur (Ala.) High School.
- Totaled 46 tackles, four interceptions and two forced fumbles as a senior.
- As a junior, tallied 44 tackles and four interceptions on defense and added 209 receiving yards and three touchdowns.
- Was an all-region choice and was named to the Alabama Sports Writers Association's all-state team.
- Competed in basketball and averaged 15 points per game.
- Participates in the Colts Community Ticket Block program to provide Colts tickets to underserved youth at each regular-season game.
- Powers and his wife, Leah, reside in Decatur, Ala., where he was born.

CAREER STATISTICS

Year	GP/GS	Solo	Asst.	Total	Sacks	PD	FF	FR	INT	Yards	Avg.	LG	TD
2011	12/12	33	18	51	0.0	6	0	0	2	19	9.5	13	1
2010	10/10	42	11	53	0.0	9	0	0	2	11	5.5	11	0
2009	12/12	56	15	71	0.0	10	1	1	1	1	1.0	1	0
Total	34/34	131	44	175	0.0	25	1	1	5	31	6.2	13	1

CAREER PLAYOFF STATISTICS

Year	GP/GS	Solo	Asst.	Total	Sacks	PD	FF	FR	INT	Yards	Avg.	LG	TD
2010	0/0	0	0	0	0.0	0	0	0	0	0	0.0	0	0
2009	2/1	4	1	5	0.0	1	0	0	1	0	0.0	0	0
Total	2/1	4	1	5	0.0	1	0	0	1	0	0.0	0	0

CAREER RETURN STATISTICS

Year	GP/GS	PR	FC	Yards	Avg.	LG	TD	KR	Yards	Avg.	LG	TD
2011	12/12	0	0	0	0.0	0	0	0	0	0.0	0	0
2010	10/10	8	4	63	7.9	13	0	0	0	0.0	0	0
2009	12/12	0	0	0	0.0	0	0	0	0	0.0	0	0
Total	34/34	8	4	63	7.9	13	0	0	0	0.0	0	0

Special Teams Tackles: 1 (2009 – 1)

**CORY REDDING**

DEFENSIVE END, 6-4 315 TEXAS
NFL EXP: 10 (1ST YEAR WITH COLTS)
HOW ACQUIRED: UFA - 2012 (BAL)
BORN: 11/15/80
GP/GS (PLAYOFFS): 131/101 (4/3)

90**CAREER TRANSACTIONS:**

- Signed by the Colts as an unrestricted free agent on March 14, 2012.
- Signed by the Baltimore Ravens as an unrestricted free agent on March 22, 2010.
- Traded to the Seattle Seahawks by Detroit along with a fifth round pick on March 14, 2009.
- Originally selected by the Detroit Lions in the third round (66th overall) of the 2003 NFL Draft.

**PRO CAREER:**

- Enters his 10th NFL season having spent previous seasons with the Detroit Lions (2003-2008), Seattle Seahawks (2009) and Baltimore Ravens (2010-2011).
- In 131 career games (101 starts), has totaled 407 tackles (279 solo), 25.5 sacks, one interception, nine fumble recoveries, four forced fumbles and 12 passes defended.
- Compiled a string of 66 consecutive starts from 2004-2008 with Detroit as well as being named a team captain for the Lions in 2006 and 2007.
- Secured a fumble recovery, which he returned 13 yards for a touchdown in Baltimore's Divisional Playoff game at Pittsburgh (1/15/11).

2011 (RAVENS):

- In 15 games (11 starts) with the Ravens, tallied 43 tackles (29 solo), 4.5 sacks, one fumble recovery and two passes defended.
- His sack total was the second-highest for a single season behind his career-high of 8.0 set in 2006.
- Part of a Ravens defense that finished third in the league in total defense (288.9), second against the run (92.6) and fourth against the pass (196.3).
- Compiled two tackles, one sack and one pass defended at St. Louis (9/25).
- Totaled five tackles and a single-game career-high 2.5 sacks against San Francisco (11/24).
- Notched five tackles and one sack vs. Indianapolis (12/11).

2010 (RAVENS):

- Competed in 15 games (11 starts) with Baltimore and finished the season with 38 tackles (29 solo), 3.0 sacks, a career-high four passes defended and his first career interception.
- Recorded two solo tackles and one sack for a defense that allowed just 39 net rushing yards against Denver (10/10).
- Totaled two solo tackles, a career-high two passes defended and his first-career interception against New Orleans (12/19). Was part of a defensive unit that held the Saints to 27 total rushing yards.
- Posted two tackles, 0.5 sacks and a fumble recovery, which he returned 13 yards for a touchdown in the team's Divisional Playoff game at Pittsburgh (1/15).

2009 (SEAHAWKS):

- With Seattle, saw action in 15 games with three starts and totaled 20 tackles (18 solo), 2.0 sacks and tied a career-high with two fumble recoveries.
- Registered two tackles and one fumble recovery against Jacksonville (10/11).
- Contributed with one sack and two solo stops at Minnesota (11/22).
- Notched two solo tackles and one sack at St. Louis (11/29).

2008 (LIONS):

- In his last season with Detroit, started 12-of-13 games and netted 66 tackles (42 solo) and 3.0 sacks before being placed on Injured Reserve with a knee injury on December 12.
- Recorded a season-high eight tackles (four solo) and 0.5 sacks at Minnesota (10/12).
- Garnered six tackles (five solo) and one sack at Houston (10/19).
- Posted seven tackles (four solo) and 0.5 sacks against Washington (10/26).

2007 (LIONS):

- Started all 16 games with the Lions and totaled a career-high 78 tackles (47 solo), one sack, one pass defended and two fumble recoveries.
- Established a career-high with 10 stops (eight solo) against Minnesota (9/16).
- Tied a career-high with 10 tackles (eight solo) vs. the New York Giants (11/18).
- Tallied seven tackles (five solo) and one sack against Kansas City (12/23).

2006 (LIONS):

- Started all 16 games with Detroit and recorded 70 tackles, a career-high 8.0 sacks, two forced fumbles, one fumble recovery and one pass defended.
- Finished with five tackles and one sack against Buffalo (10/15).
- Posted five tackles (three solo), a career-high 2.0 sacks and one forced fumble against San Francisco (11/12).
- Netted six tackles, one sack and one forced fumble in the season finale at Dallas (12/31).

2005 (LIONS):

- Started all 16 games and totaled 42 tackles (29 solo), one sack, one forced fumble and one fumble recovery.
- Collected four tackles (three solo) at Tampa Bay (10/2).
- Registered five solo stops and one sack against Chicago (10/30).
- Finished with four tackles (three solo) against Atlanta (11/24).

ADMINISTRATION

COACHING
STAFFFOOTBALL
OPERATIONSFOOTBALL
STAFF

PLAYERS

2011 SEASON
IN REVIEWCOLTS
HISTORY

RECORDS

COLTS IN THE
COMMUNITY

**2004 (LIONS):**

- Started all 16 games and collared 41 tackles (37 solo), 3.0 sacks and two fumble recoveries.
- Recorded one tackle and one sack at the New York Giants (10/24).
- Compiled five tackles (four solo) at Jacksonville (11/14).
- Posted two solo tackles and one sack against Minnesota (12/19).

2003 (LIONS):

- Competed in nine games during his rookie season and finished the year with nine tackles (eight solo) and one pass defended.
- Participated in his first-career NFL game, posting one solo tackle against Minnesota (9/21).
- Netted two tackles at Seattle (11/16).
- Recorded a season-high four tackles (three solo) and his first-career pass defended at Kansas City (12/14).

COLLEGE:

- A two-time first-team All-Big 12 Conference selection as a junior and senior (2001-2002) at Texas.
- Competed in every game, including a string of 35 consecutive starts and finished his collegiate career with 201 tackles (123 solo), 21.0 sacks, 53 tackles for loss, one interception, six passes defended, six forced fumbles and three fumble recoveries.
- Was one of four finalists for the Lombardi Award and inaugural Hendricks Award. Was on the Nagurski Award watch list as a senior.
- Named an honorable mention All-Big 12 selection as a sophomore.

PERSONAL:

- Attended North Shore High School in Galena Park, Texas and was named *USA Today's* National Defensive Player of the Year and consensus All-America as a senior.
- In his final prep season, recorded 215 tackles (103 solo), 15.0 sacks, 22 tackles for loss, six forced fumbles, five fumble recoveries and four interceptions.
- Was named the nation's top linebacker by *Parade* and earned Associated Press first-team All-State and Texas Sports Writers Association honors.
- Named the Texas Class 5A Defensive Player of the Year.
- Won the state Class 5A title in discus as a junior and senior.
- The Cory Redding Foundation is a nonprofit organization dedicated to helping communities and individuals reach for and achieve success.
- Annually hosts a non-contact football camp in Houston for 300-plus youth and through sponsorship, is able to provide charitable grants to worthy nonprofit organizations.
- The Cory and Priscilla Redding Family Scholarship benefits in perpetuity the College of Education at the University of Texas at Austin.
- Website is www.coryreddingfoundation.org.
- Born in Houston.


CAREER STATISTICS

Year	GP/GS	Solo	Asst.	Total	Sacks	PD	FF	FR	INT	Yards	Avg.	LG	TD
2011 BAL	15/11	29	14	43	4.5	2	0	1	0	0	0.0	0	0
2010 BAL	15/11	29	9	38	3.0	4	0	0	1	0	0.0	0	0
2009 SEA	15/3	18	2	20	2.0	0	0	2	0	0	0.0	0	0
2008 DET	13/12	42	24	66	3.0	0	0	0	0	0	0.0	0	0
2007 DET	16/16	47	31	78	1.0	1	0	2	0	0	0.0	0	0
2006 DET	16/16	40	30	70	8.0	0	2	1	0	0	0.0	0	0
2005 DET	16/16	29	13	42	1.0	4	1	1	0	0	0.0	0	0
2004 DET	16/16	37	4	41	3.0	0	1	2	0	0	0.0	0	0
2003 DET	9/0	8	1	9	0.0	1	0	0	0	0	0.0	0	0
Total	131/101	279	128	407	25.5	12	4	9	1	0	0.0	0	0

CAREER PLAYOFF STATISTICS

Year	GP/GS	Solo	Asst.	Total	Sacks	PD	FF	FR	INT	Yards	Avg.	LG	TD
2011 BAL	2/1	3	2	5	0.0	1	0	0	0	0	0.0	0	0
2010 BAL	2/2	0	2	2	0.5	0	0	1	0	0	0.0	0	0
Total	4/3	3	4	7	0.5	1	0	1	0	0	0.0	0	0

Additional Statistics: Recorded a 13-yard fumble recovery for a touchdown at Pittsburgh in the Divisional Playoffs (1/15/11).



JOE REITZ

OFFENSIVE GUARD, 6-7 322 WESTERN MICHIGAN
NFL EXP: 2 (2ND YEAR WITH COLTS)
HOW ACQUIRED: FA - 2010
BORN: 8/24/85
GP/GS (PLAYOFFS): 11/9 (0/0)

76

CAREER TRANSACTIONS:

- Signed by the Colts as a free agent on January 8, 2011.
- Signed to the Indianapolis practice squad on September 19, 2010.
- Claimed off waivers by the Colts from Miami on September 8, 2010 and was waived on September 15, 2010.
- Claimed off waivers by Miami on September 5, 2010 and was waived on September 7, 2010.
- Signed as a free agent with Baltimore on January 19, 2010 and was waived on September 4, 2010.
- Signed to the Ravens practice squad on September 7, 2009.
- Signed as a free agent with Baltimore on January 20, 2009 and was waived on September 5, 2009.
- Signed to the Ravens practice squad on September 3, 2008 and was waived on October 1, 2008.
- Originally signed as an undrafted free agent by Baltimore on May 9, 2008 and was waived on September 2, 2008.

2011 (COLTS):

- Competed in 11 games (nine starts) while being inactive for another five contests.
- Made his NFL debut at Houston (9/11), starting at left guard.
- Started against Cleveland (9/18) and provided rushing lanes for the Colts to total 110 yards.
- Provided time for quarterback Curtis Painter to establish career highs in passing yards (281), touchdowns (two) and passer rating (99.4) at Tampa Bay (10/3).
- Started at left guard against Tennessee (12/18) and helped open rushing lanes for running back Donald Brown to set a career-high with 161 rushing yards on 16 carries.

2010 (COLTS):

- Was inactive for the season opener at Houston (9/12) and spent the remainder of the regular season on the practice squad.
- Was elevated to the 53-man roster for the team's Wild Card Playoff game against the New York Jets (1/8), but was inactive.

2009 (RAVENS):

- Spent the entire season on the Baltimore practice squad.

2008 (RAVENS):

- Spent a portion of the season on the Baltimore practice squad before being placed on Injured Reserve on October 1.

COLLEGE:

- Was offered a football scholarship, but decided to play basketball at Western Michigan.
- Started 126-of-128 career games and finished third in school history in scoring (1,713 points) and rebounding (939).
- Was a three-time All-MAC and two-time Academic All-America selection.
- Holds a degree in finance.

PERSONAL:

- Attended Hamilton Southeastern High School in Fishers, Ind.
- Was a three-year letterwinner in football and basketball.
- Was the first player in school history to be named *Indianapolis Star* Indiana All-Star in basketball.
- Earned county Player of the Year honors and was an all-state choice as a senior.
- Visited Riley Hospital for Children to spread cheer during the holidays.
- Supported the NFL Charities Celebrity Bowling Classic as a part of Super Bowl XLVI.
- Active in Christian outreach and Indianapolis CYO programs.
- Reitz and his wife, Jill, reside in Fishers, Ind., with their daughter, Juliana (1).

CAREER GP/GS:

2011: 11/9

2010: 0/0

Total: 11/9

ADMINISTRATION

COACHING
STAFFFOOTBALL
OPERATIONSFOOTBALL
STAFF

PLAYERS

2011 SEASON
IN REVIEWCOLTS
HISTORY

RECORDS

COLTS IN THE
COMMUNITY



JEREMY ROSS

WIDE RECEIVER, 6-0 215 CALIFORNIA
NFL EXP: 1 (1ST YEAR WITH COLTS)
HOW ACQUIRED: FA - 2011
BORN: 3/16/88
GP/GS (PLAYOFFS): 0/0 (0/0)

10

CAREER TRANSACTIONS:

- Signed by the Colts to a reserve/future contract on January 5, 2012.
- Signed to the Colts practice squad on September 28, 2011.
- Released by the New England Patriots on August 30, 2011.
- Originally signed by New England as an undrafted free agent on July 27, 2011.

2011 (COLTS):


- Was signed to the Colts practice squad on September 28 where he spent the final 13 games of the season.

COLLEGE:

- Finished his career at Cal ranked second on the school's all-time punt return average list with a 15.2 yards per return mark.
- Totaled 2,287 all-purpose yards, with an average of 53.2 yards per contest.
- Competed in 43 games (14 starts) and recorded 57 catches for 764 yards and three touchdowns.
- Contributed with 42 kick returns for 851 yards (20.3 avg.) as well as 25 rushes for 201 yards and two touchdowns and one passing touchdown.
- As a senior, was selected as a second-team preseason All-Pac 10 punt returner by Phil Steele and a third-team choice by *Athlon*.
- Holds a degree in social welfare.

PERSONAL:

- Attended Laguna Creek High School in Elk Grove, Calif., and was an all-regional pick by *Prepstar*, a third-team all-state selection and the Delta League MVP as a senior.
- Ran for 964 yards on 99 carries as a senior and caught 45 passes for 718 yards.
- Ran the 100 and 200-meter dash in track and field.
- Played in the Optimist Game in Sacramento, Calif., following his prep career.
- Participated in the Colts PLAY 60 Challenge kickoff event.
- Volunteered during Super Bowl XLVI week in Indianapolis.
- A native of Sacramento, Calif.



CHRIS RUCKER

CORNERBACK, 6-1 209 MICHIGAN STATE
NFL EXP: 2 (2ND YEAR WITH COLTS)
HOW ACQUIRED: DG - 2011 (188TH OVERALL)
BORN: 10/12/88
GP/GS (PLAYOFFS): 15/4 (0/0)

36

CAREER TRANSACTIONS:

- Originally selected by the Colts in the sixth round (188th overall) of the 2011 NFL Draft.

2011 (COLTS):

- Competed in 15 games (four starts) and was inactive for one contest against Cleveland (9/18). Finished the season with 33 tackles (24 solo), two passes defended and one fumble recovery.
- Made his NFL debut at Houston (9/11), seeing action on special teams.
- Saw action on special teams and cornerback at Tampa Bay (10/3) and totaled four tackles and one pass defended.
- Totaled five tackles (four solo) and one pass defended at New England (12/4).
- Made his first career start opening the game at cornerback at Baltimore (12/11) and posted five tackles (three solo).
- Recorded a career-high 11 tackles (five solo) and recovered his first career fumble against Tennessee (12/18).

**COLLEGE:**

- A four-year letterman at Michigan State who opened 34-of-42 career games.
- Finished his collegiate career with 191 tackles (122 solo), 10.5 tackles for loss, 2.0 sacks, six interceptions, 19 passes defended, five forced fumbles and one fumble recovery.
- Was a second-team All-Big 10 selection by conference coaches as a senior and compiled 64 tackles (39 solo), 3.5 tackles for loss, two interceptions, seven passes defended and two forced fumbles.

PERSONAL:

- Attended Warren G. Harding High School in Warren, Ohio.
- Was a three-year starter and was named a Northeast Inland All-District first-team selection as a senior.
- As a senior, compiled 35 catches for 521 yards and seven touchdowns. Also added four interceptions and six passes defended.
- Born in Warren, Ohio.

CAREER STATISTICS

Year	GP/GS	Solo	Asst.	Total	Sacks	PD	FF	FR	INT	Yards	Avg.	LG	TD
2011	15/4	24	9	33	0.0	2	0	1	0	0	0.0	0	0
Total	15/4	24	9	33	0.0	2	0	1	0	0	0.0	0	0

Special Teams Tackles: 2 (2011 – 2)



SAMSON SATELE

CENTER, 6-3 299 HAWAII
NFL EXP: 6 (1ST YEAR WITH COLTS)
HOW ACQUIRED: UFA – 2012 (OAK)
BORN: 11/29/84
GP/GS (PLAYOFFS): 78/74 (1/1)

66

CAREER TRANSACTIONS:

- Signed by the Colts as an unrestricted free agent on March 21, 2012.
- Traded to the Oakland Raiders by Miami on March 23, 2009.
- Originally selected by the Miami Dolphins in the second round (60th overall) of the 2007 NFL Draft.

2011 (RAIDERS):

- With the Raiders, started all 15 contests he participated in.
- Opened holes for running back Darren McFadden to compile 171 yards and two touchdowns against the New York Jets (9/25).
- Blocked for Darren McFadden to record 157 yards and one touchdown at San Diego (11/10).
- Blocked for Raiders quarterback Carson Palmer to throw for 345 yards and one touchdown against Detroit (12/18).
- Provided time for Carson Palmer to generate 417 passing yards in the season finale against San Diego (1/1).

2010 (RAIDERS):

- Saw action in all 16 games (15 starts) and helped the Raiders' offense rank second in the NFL in rushing.
- Part of an offensive line that helped set a franchise record by averaging 4.9 yards per rushing attempt.
- Blocked for an offense that generated three games with 500-plus yards of total offense.
- Part of a record-breaking offensive performance, helping the team amass 508 yards of total offense and team records for points (59), touchdowns (eight) and rushing touchdowns (five) at Denver (10/24).
- Provided time for the Raiders to compile 545 yards of total offense (310 passing yards from quarterback Jason Campbell and 111 rushing yards for running back Darren McFadden) against Seattle (10/31).
- Part of an offense that registered 502 yards of offense while not allowing a sack against Denver (12/19).

ADMINISTRATION

COACHING
STAFFFOOTBALL
OPERATIONSFOOTBALL
STAFF

PLAYERS

2011 SEASON
IN REVIEWCOLTS
HISTORY

RECORDS

COLTS IN THE
COMMUNITY

**2009 (RAIDERS):**

- Competed in 15 games (12 starts) at center and special teams for Oakland.
- Made his Raiders debut on special teams against San Diego (9/14).
- Blocked for an offense that accumulated 224 passing yards and 116 rushing yards against Philadelphia (10/18).
- Opened holes for the Raiders to record 182 rushing yards against Kansas City (11/15).
- Provided time for the Raiders to throw for 308 passing yards and three touchdowns in a victory at Pittsburgh (12/6).
- Aided Oakland running backs in totaling a season-high 241 yards rushing on 34 carries at Denver (12/20).

2008 (DOLPHINS):

- With the Dolphins, started all 16 games at center.
- Helped Miami rank 10th in the NFL in passing and 11th in rushing.
- Started at center and saw his first career action at guard in a reserve role against San Francisco (12/14).
- Made his playoff debut against Baltimore (1/4), starting at center in the team's AFC Wild Card game.

2007 (DOLPHINS):

- In his rookie season with the Dolphins, started all 16 games at center and became the first rookie in Dolphins history to start every regular season game at center.
- Became just the fourth NFL rookie in a decade to start every game at center.
- Selected to NFL All-Rookie teams by several media outlets.
- Participated in every offensive snap in 15-of-16 regular season contests.
- Made his first career start at Washington (9/9).

COLLEGE:

- A four-year letterwinner at Hawaii where he started all 53 games in which he played during his career, marking a streak that was the longest among active players in college football in 2006.
- Served as a team captain during his senior season and started all 12 games at center.
- A first-team All-Western Athletic Conference selection.
- Helped spearhead an offense that led the nation in total offense (559.2 ypg.), passing offense (441.3 ypg.) and scoring (46.9 ppg.).
- Was a first team All-WAC pick as a junior and helped Hawaii rank second in the nation in passing offense (384.3 ypg.).

PERSONAL:

- Attended Kailua (Hawaii) High School and was a first-team all-state offensive lineman as a senior.
- A three-time letterwinner in basketball and track, performing the shot put and discus.
- Named the school's athlete of the year as a junior.
- Born in Kailua, Hawaii.
- Pronounced: saw-tell-EE

CAREER GP/GS (PLAYOFFS):**2011 (OAK):** 15/15**2010 (OAK):** 16/15**2009 (OAK):** 15/12**2008 (MIA):** 16/16 (1/1)**2007 (MIA):** 16/16**Total: 78/74 (1/1)**



A.Q. SHIPLEY

CENTER. 6-1 309 PENN STATE
NFL EXP: 1 (1ST YEAR WITH COLTS)
HOW ACQUIRED: FA - 2012
BORN: 5/22/86
GP/GS (PLAYOFFS): 0/0 (0/0)

62

CAREER TRANSACTIONS:

- Signed by the Colts to a reserve/future contract on January 28, 2012.
- Waived by the Philadelphia Eagles on September 2, 2011.
- Signed by Philadelphia as a free agent on January 11, 2010. Waived by the Eagles on September 4, 2010 and signed to the practice squad the next day.
- Waived by the Pittsburgh Steelers on September 4, 2009 and signed to the team's practice squad two days later.
- Originally selected by Pittsburgh in the seventh round (226th overall) of the 2009 NFL Draft.

2011:

- Was waived by the Philadelphia Eagles prior to the start of the regular season.

2010 (EAGLES):

- Spent the entire season on the Philadelphia Eagles' practice squad.

2009 (STEELERS):

- After being selected by the Pittsburgh Steelers in the seventh round of the NFL Draft, spent the entire season on the team's practice squad.

COLLEGE:

- As a senior at Penn State, was an All-America selection, Rimington Trophy winner and Big Ten Offensive Lineman of the Year.
- Started his last 39 games at center for the Nittany Lions.
- Part of a Penn State team that recorded an 11-2 record in 2008 while making an appearance in the Rose Bowl.
- Was a first-team All-Big Ten center named by the league's coaches in 2007 and was a candidate for the Rimington Award.
- Moved to center in 2006 and was the only offensive lineman to start every contest.

PERSONAL:

- Attended Moon Area High School in Moon Township, Pa., and reached the 2003 Western Pennsylvania District Class AAA semifinals after winning the Parkway Conference championship.
- A four-year starter who totaled 243 tackles, 41 tackles for loss and 13.0 sacks in his prep career.
- Totaled 53 tackles as a senior, including 13 tackles for loss, 3.0 sacks, and two forced fumbles.
- A member of the *Pittsburgh Post-Gazette* Fabulous 22, the *Pittsburgh Tribune-Review* Terrific 25 and the *Harrisburg Patriot-News* Platinum 33.
- A three-year starter in basketball and a two-year captain of the football and basketball teams.
- Born in Beaver County, Pa.

ADMINISTRATION

COACHING
STAFFFOOTBALL
OPERATIONSFOOTBALL
STAFF

PLAYERS

2011 SEASON
IN REVIEWCOLTS
HISTORY

RECORDS

COLTS IN THE
COMMUNITY



ANDRE SMITH

TIGHT END, 6-5 267 VIRGINIA TECH
NFL EXP: 2 (1ST YEAR WITH COLTS)
HOW ACQUIRED: W - 2012 (CHICAGO)
BORN: 9/26/88
GP/GS (PLAYOFFS): 0/0 (0/0)

81

CAREER TRANSACTIONS:

- Claimed off waivers (Chicago) by the Colts on May 15, 2012.
- Waived by the Bears on May 14, 2012.
- Originally signed by the Chicago Bears as an undrafted free agent on July 26, 2011.

2011 (BEARS):

- Spent the first eight weeks of the season on the Bears' practice squad.
- Was elevated to the 53-man roster where he was inactive for the remaining eight games of the year.

COLLEGE:

- Attended Virginia Tech (2007-2010) and competed in 54 games (25 starts).
- Finished his collegiate career with 39 catches for 438 yards (11.2 avg.) and seven touchdowns.
- In 2010, posted career highs with 20 catches for 195 yards and five touchdowns while starting 12-of-14 games.
- His five touchdowns in 2010 were the most by a Virginia Tech tight end since 2005.
- Named an honorable mention All-ACC selection as a senior.

PERSONAL:

- Attended Seneca Valley High School in Germantown, Md.
- Caught 18 passes for 278 yards and six touchdowns as a senior tight end. Also played defensive end and linebacker and posted 44 solo tackles and 5.0 sacks.
- Was an all-league and second-team all-state selection.
- Born in Savannah, Ga.



JUSTIN SNOW

LONG SNAPPER, 6-3 245 BAYLOR
NFL EXP: 13 (13TH YEAR WITH COLTS)
HOW ACQUIRED: FA - 2000
BORN: 12/21/76
GP/GS (PLAYOFFS): 192/0 (18/0)

48

CAREER TRANSACTIONS:

- Originally signed by the Colts as a free agent on April 28, 2000.

2011 (COLTS):

- Appeared in all 16 games for the 12th consecutive year in his career and has competed in 192 consecutive contests, the second-longest streak in club history (Peyton Manning – 208 games).
- Has participated in 127 victories during his career, the fourth-most in franchise history.
- Finished with five special teams tackles.
- Snapped for kicker Adam Vinatieri to convert 23-of-27 field goals and all 24 extra point attempts.
- Snapped for punter Pat McAfee to set a franchise record in punting average with a 46.6 mark (88 punts).

**2010 (COLTS):**

- Appeared in 16 games as the long snapper for 11th consecutive season.
- Had one special teams tackle.
- Was the triggerman for kicker Adam Vinatieri to convert 26-of-28 field goals and 51-of-51 PATs and punter Pat McAfee to record 65 punts for a 42.0 average.
- Saw action as the long snapper in the team's Wild Card Playoff game against the New York Jets (1/8).

2009 (COLTS):

- Appeared in 16 games as the long snapper for 10th consecutive season.
- Had seven special teams tackles.
- Snapped for kicker Adam Vinatieri to convert seven-of-nine field goals and 17-of-18 PATs and kicker Matt Stover's nine-of-11 field goals and 33-of-33 PATs and punter Pat McAfee's 64 punts for a 44.3 average.
- Saw action on special teams as the long snapper vs. Baltimore (1/16) in the Divisional Playoffs, vs. the New York Jets (1/24) in the AFC Championship Game and against the New Orleans Saints (2/7) in Super Bowl XLIV.
- Had one special teams tackle vs. New Orleans (2/7) and made his 17th postseason appearance surpassing wide receiver Marvin Harrison (16) for the second-most playoff appearances in franchise history.

2008 (COLTS):

- Appeared in 16 games as the long snapper for ninth consecutive season.
- Had one special teams tackle.
- Snapped for kicker Adam Vinatieri's 20-of-25 field goals, 43-of-43 PATs (103 points) and punter Hunter Smith to total 53 kicks for a 44.2 average.
- Saw action as the long snapper in the Wild Card Playoffs at San Diego (1/3) and had one solo stop on punt coverage.

2007 (COLTS):

- Appeared in 16 games as the team's long snapper.
- Snapped for kicker Adam Vinatieri to log 23-of-29 field goals and 49-of-51 PATs (118 points) and punter Hunter Smith to register 52 kicks for a 41.9 average.
- Had three special teams tackles (two solo) and one forced fumble.
- Served as the team's long snapper vs. San Diego (1/13) in the Divisional Playoffs.

2006 (COLTS):

- Appeared in 16 games as the team's long snapper.
- Snapped for kicker Adam Vinatieri's 25-of-28 field goals and 38-of-38 PATs (113 points) and punter Hunter Smith's 47 kicks for a 44.4 average.
- Served as the team's long snapper against Kansas City in the Wild Card Playoffs (1/6), at Baltimore in the Divisional Playoffs (1/13), vs. New England (1/21) in the AFC Championship Game and against Chicago (2/4) in Super Bowl XLII.

2005 (COLTS):

- Appeared in 16 games as the team's long snapper for the sixth consecutive season.
- Was part of a unit with kicker Mike Vanderjagt converting 23-of-25 field goals and all 52 extra points (121 points) and punter Hunter Smith's 52 kicks for a 44.3 average.
- Snapped for duration of Vanderjagt's 1998-2005 career as he left club as the all-time leading scorer (995 points; 217-of-248 field goals, 344-of-346 PATs).
- Had six special teams stops (four solo).
- Served as the long snapper vs. Pittsburgh (1/15) in the Divisional Playoffs.

2004 (COLTS):

- Appeared in 16 games as the long snapper and recorded seven special teams tackles (five solo).
- Added one forced fumble at Detroit (11/25).
- Served as the team's long snapper vs. Denver (1/9) in the AFC Wild Card Playoff game and at New England (1/16) in the Divisional Playoffs.

2003 (COLTS):

- Saw action as long snapper in all 16 games.
- Snapped for punter Hunter Smith's 62 kicks for a 42.2 average and kicker Mike Vanderjagt's 37-of-37 field goals and 46-of-46 PATs. Vanderjagt set a club seasonal record with 157 points.
- Had seven special teams tackles (six solo).
- Served as the long snapper in the team's Wild Card Playoff game vs. Denver (1/4), Divisional Playoff contest at Kansas City (1/11) and AFC Championship Game at New England (1/18).

ADMINISTRATION

COACHING
STAFFFOOTBALL
OPERATIONSFOOTBALL
STAFF

PLAYERS

2011 SEASON
IN REVIEWCOLTS
HISTORY

RECORDS

COLTS IN THE
COMMUNITY

**2002 (COLTS):**

- Served as the team's long snapper for all special teams and appeared in all 16 games.
- Totaled three special teams tackles (two solo).
- Was the long snapper in the team's AFC Wild Card Playoff game against the New York Jets (1/4).

2001 (COLTS):

- Saw action in 16 games as the team's long snapper.
- Totaled seven special teams tackles (three solo).

2000 (COLTS):

- Played in all 16 games as the team's long snapper.
- Totaled 10 special teams tackles (six solo).
- Had a season-high three special teams tackles vs. Minnesota (12/24).

COLLEGE:

- A four-year letterman at defensive end at Baylor who totaled 189 tackles (117 solo), 15 tackles for loss and 5.0 sacks.
- Started nine-of-11 games as a senior and finished the year with 66 tackles (38 solo) and led team with nine quarterback pressures while tying for the team lead with nine tackles for loss.
- Totaled 22 stops in his junior season and 48 tackles in his sophomore campaign.
- Holds bachelor's and master's degrees in speech pathology.

PERSONAL:

- Attended Abilene (Texas) Cooper High School.
- Totaled 70 tackles, 10.0 sacks, three forced fumbles and two fumble recoveries as a senior.
- Was an AP and Texas Sportswriters Association All-State first-team selection.
- Participates in the Colts annual caroling event at Riley Hospital for Children.
- Volunteered with Habitat for Humanity to support a panel build during Super Bowl XLVI week.
- Hosts an annual youth football camp in his home state of Texas.
- Snow and his wife, Heather, reside with their daughter, Kambrie, and sons, Hunter Brian and Caiden, in Carmel, Indiana.
- Born in Ft. Worth, Texas.

CAREER GP/GS (PLAYOFFS):

2011: 16/0	2004: 16/0 (2/0)
2010: 16/0 (1/0)	2003: 16/0 (3/0)
2009: 16/0 (3/0)	2002: 16/0 (1/0)
2008: 16/0 (1/0)	2001: 16/0
2007: 16/0 (1/0)	2000: 16/0 (1/0)
2006: 16/0 (4/0)	Total: 192/0 (18/0)
2005: 16/0 (1/0)	

Special Teams Tackles: 60 (2011 – 5, 2010 – 1, 2009 – 7, 2008 – 1, 2007 – 3, 2006 – 3, 2005 – 6, 2004 – 7, 2003 – 7, 2002 – 3, 2001 – 7, 2000 – 10)

**DREW STANTON**

QUARTERBACK, 6-3 243 MICHIGAN STATE
NFL EXP: 6 (1ST YEAR WITH COLTS)
HOW ACQUIRED: TR – 2012 (NEW YORK JETS)
BORN: 5/7/84
GP/GS (PLAYOFFS): 12/4 (0/0)

5**CAREER TRANSACTIONS:**

- Traded from the New York Jets along with a seventh round 2012 NFL Draft pick (214th overall) to the Colts for a sixth round 2012 NFL Draft selection (187th overall) on March 23, 2012.
- Signed by the Jets as an unrestricted free agent on March 16, 2012.
- Originally selected by the Detroit Lions in the second round (43rd overall) of the 2007 NFL Draft.

2011 (LIONS):

- Was a reserve quarterback for the Lions and was listed as inactive for all 16 contests.

**2010 (LIONS):**

- Competed in six games (three starts) for Detroit and completed 69-of-119 passes for 780 yards, four touchdowns, three interceptions and a 78.4 passer rating.
- Entered the game as a reserve and threw for 222 passing yards and one touchdown, an 87-yard connection with wide receiver Calvin Johnson at the New York Giants (10/17). The pass was a career-long and the longest play from scrimmage for the Lions. Also established career highs in attempts (34), completions (19), yards (222), rushing yards (30) and rushing long (20).
- Made his second career start and threw for 178 yards on 16-of-24 passing against Chicago (12/5). Tossed one touchdown to wide receiver Calvin Johnson and rushed for another score as he registered a career-high passer rating of 102.4. Became the first quarterback to record a passer rating of 102.0 in their first or second start with a team since quarterback Gus Frerotte (110.5) accomplished the feat in his first start at Arizona (11/14/99).
- Threw the game-winning touchdown pass (13 yards) to tight end Will Heller against Green Bay (12/12) while finishing the contest having completed 10-of-22 passes and rushing for 44 yards.
- Set career highs in pass attempts (37), completions (23) and passing yards (252) and tied a career-high with one passing touchdown in an overtime win at Tampa Bay (12/19).

2009 (LIONS):

- With the Lions, competed in three games (one start) and completed 26-of-51 passes for 259 yards and six interceptions.
- Made his first career NFL start at San Francisco (12/27) and completed 11-of-21 passes for 130 yards.

2008 (LIONS):

- Saw action in three games with Detroit as a reserve quarterback and completed nine-of-17 passes for 119 yards and one touchdown for a 95.0 passer rating.
- Threw his first career touchdown pass in his NFL debut against Jacksonville (11/9) while contributing with 94 passing yards.

2007 (LIONS):

- Was selected by the Lions in the second round of the NFL draft and was placed on Injured Reserve prior to the start of the regular season with a knee injury.

COLLEGE:

- Ranks second in Michigan State history with 543-of-846 passes for 6,524 yards, fifth with 42 touchdowns and ninth with 28 interceptions.
- Carried the ball 322 times for 1,512 yards and 15 touchdowns.
- His 1,512 rushing yards are second-most ever by a Spartans quarterback.
- Gained 8,036 yards in total offense, ranking second on MSU's all-time record list.
- As a senior, started the first 11 games and completed 164-of-269 passes for 1,807 yards and 12 touchdowns.
- Earned All-Big Ten honorable mention honors from the league's coaches as a junior.
- Was an honorable mention All-Big Ten choice in 2004 as well as earning the Governor's Award as the team's MVP.
- Earned Academic All-America honors in 2005 and was named to the Academic All-Big Ten Conference team on three occasions.

PERSONAL:

- Attended Harrison High School in Farmington Hills, Mich., and earned *SuperPrep*, *PrepStar* and Max Emfinger All-America honors as a senior.
- Was named to the *Detroit News* and *Detroit Free Press* Dream teams.
- A two-year starter who completed 234-of-357 passes for 5,293 yards, 58 touchdowns and nine interceptions while leading his team to back-to-back state titles in 2000 and 2001.
- Threw for 2,822 yards and 31 touchdowns as a senior, as his passing yardage and touchdowns marked the fifth-best single-season totals in state history.
- Also lettered in baseball as a shortstop and pitcher, batting .561 as a junior.

CAREER STATISTICS

Year	GP/GS	Att.	Comp.	PASSING					RUSHING						
				Yards	Pct.	Yds/Att.	TD	INT	LG	No.	Yards	Avg.	LG	TD	
2011 DET	0/0	0	0	0	0.0	0.0	0	0	0	0	0	0	0.0	0	0
2010 DET	6/3	119	69	780	58.0	6.6	4	3	87t	18	113	6.3	20	1	
2009 DET	3/1	51	26	259	51.0	5.1	0	6	30	9	33	3.7	11	1	
2008 DET	3/0	17	9	119	52.9	7.0	1	0	41	3	20	6.7	15	0	
2007 DET	INJURED RESERVE														
TOTALS	12/4	187	104	1,158	55.6	6.2	5	9	87t	30	166	5.5	20	2	

ADMINISTRATION

COACHING
STAFFFOOTBALL
OPERATIONSFOOTBALL
STAFF

PLAYERS

2011 SEASON
IN REVIEWCOLTS
HISTORY

RECORDS

COLTS IN THE
COMMUNITY



ZANE TAYLOR

CENTER, 6-2 309 UTAH
NFL EXP: 1 (1ST YEAR WITH COLTS)
HOW ACQUIRED: W - 2012 (PHILADELPHIA)
BORN: 4/23/88
GP/GS (PLAYOFFS): 0/0 (0/0)

60

CAREER TRANSACTIONS:

- Claimed off waivers (Philadelphia) by the Colts on May 18, 2012.
- Signed to the Philadelphia Eagles practice squad on November 23, 2011. Was waived on May 17, 2012.
- Signed to the Tampa Bay Buccaneers practice squad on September 28, 2011. Was released on November 7, 2011.
- Waived by the New York Jets on September 2, 2011.
- Originally signed by the Jets as an undrafted free agent on July 28, 2011.

2011 (BUCCANEERS/EAGLES):

- Spent time on the Tampa Bay and Philadelphia practice squads during the regular season.

COLLEGE:

- Started 38 games at center during his last three seasons at Utah.
- A three-time All-MWC selection and a first-team choice as a senior.
- A four-time academic all-conference honoree.
- Started 12 games as a senior and led the offensive line in plays per game.

PERSONAL:

- Attended Grand County High School in Moab, Utah.
- Was a multi-sport athlete (wrestling and track and field) who helped lead Grand County to its first state football championship.
- Was the *Salt Lake Tribune* MVP during his senior season and the paper's Male Athlete of the Year.
- Won three consecutive state wrestling titles and won state titles in the shot put and discus throws.
- Married to the former Kemrey Wells. The two have one daughter, Kemzey.
- Born in Salt Lake City, Utah.



MIKE TEPPER

OFFENSIVE TACKLE, 6-6 354 CALIFORNIA
NFL EXP: 2 (2ND YEAR WITH COLTS)
HOW ACQUIRED: FA - 2011
BORN: 12/11/85
GP/GS (PLAYOFFS): 6/4 (0/0)

67

CAREER TRANSACTIONS:

- Signed by the Colts to a reserve/future contract on January 4, 2012.
- Waived by Indianapolis on December 3, 2011 and was signed to the team's practice squad on December 6, 2011.
- Signed by the Colts to the 53-man roster on October 22, 2011.
- Waived by Indianapolis on October 10, 2011 and was signed to the team's practice squad the following day.
- Signed by the Colts as a free agent on January 5, 2011.
- Waived by the Dallas Cowboys on September 4, 2010.
- Originally signed by Dallas as an undrafted free agent on April 25, 2010.

2011 (COLTS):

- Appeared in six games (four starts) in his first season with the Colts.
- Made his NFL debut at Tampa Bay (10/3), seeing action at offensive tackle and on special teams.
- Made his first career NFL start at Tennessee (10/30) opening the game at right guard. Provided rushing lanes for the team to generate a then-season-high 158 rushing yards and one touchdown on 26 carries (6.1 avg.).
- Made an additional three starts against Atlanta (11/6), vs. Jacksonville (11/13) and against Carolina (11/27).

2010:

- Was waived by the Dallas Cowboys prior to the start of the regular season.

**COLLEGE:**

- A four-year letterman at Cal who started 28-of-39 career games on the offensive line.
- Started 13 games at left tackle as a senior and was named a first-team All-Pac 10 choice.
- Started 13 games at right tackle as a junior and was part of an offensive line that allowed only 11.0 sacks during the season, the third-lowest total in the nation.
- Majored in academic studies.

PERSONAL:

- Attended Pacifica High School in Garden Grove, Calif., and was a consensus all-star selection.
- Earned all-county and All-Empire League honors as a senior. Also earned All-Empire League accolades as a junior.
- Regularly participated in Colts Community Tuesday events during the 2011 season.
- Traveled to Henryville, Ind., to assist with tornado cleanup efforts.
- Born in Cypress, Calif.

CAREER GP/GS:

2011: 6/4

**KEVIN THOMAS**

CORNERBACK, 6-0 192 USC
NFL EXP: 3 (3RD YEAR WITH COLTS)
HOW ACQUIRED: D3 - 2010 (94TH OVERALL)
BORN: 9/20/86
GP/GS (PLAYOFFS): 9/5 (0/0)

21**CAREER TRANSACTIONS:**

- Originally selected by the Colts in the third round (94th overall) of the 2010 NFL Draft.

2011 (COLTS):

- Appeared in nine games (five starts) while being listed as inactive for another seven contests.
- Made his NFL debut starting at cornerback at New Orleans (10/23) and finished the game ranked second on the team with 10 tackles (seven solo). Also added one pass defended.
- Contributed with six tackles (four solo) at Tennessee (10/30).
- Totaled five tackles (four solo) and one pass defended against Atlanta (11/6).
- Notched four stops (two solo) and one tackle for loss against Carolina (11/27).

2010 (COLTS):

- Was placed on Injured Reserve prior to the start of the regular season on August 28.

COLLEGE:

- At USC, opened 17-of-39 career games and totaled 89 tackles (59 solo), 4.5 tackles for loss, 3.0 sacks, two forced fumbles, one fumble recovery, three interceptions and 21 passes defended.
- Started 13 games at cornerback as a senior and totaled 57 tackles (34 solo), one sack, two forced fumbles and a team-best 11 passes defended.
- Was a second-team All-Pac 10 selection during his senior campaign.
- As a junior, was part of a defense that led the nation in pass defense (134.4 ypg.) and ranked second in total defense (221.8 ypg.), while leading the team with three interceptions.

PERSONAL:

- Attended Rio Mesa High School in Oxnard, Calif., and was a standout wide receiver and defensive back.
- Led the team to an 11-1 record and earned All-America accolades as a senior.
- Was a first-team all-county and all-league selection as a junior.
- Also lettered in track.
- Born in St. Louis, Mo.

CAREER STATISTICS

Year	GP/GS	Solo	Asst.	Total	Sacks	PD	FF	FR	INT	Yards	Avg.	LG	TD
2011	9/5	20	13	33	0.0	3	0	0	0	0	0.0	0	0
2010													
					INJURED RESERVE								
Total	9/5	20	13	33	0.0	3	0	0	0	0	0.0	0	0

ADMINISTRATION

COACHING
STAFFFOOTBALL
OPERATIONSFOOTBALL
STAFF

PLAYERS

2011 SEASON
IN REVIEWCOLTS
HISTORY

RECORDS

COLTS IN THE
COMMUNITY



CASSIUS VAUGHN

CORNERBACK, 5-11 195 MISSISSIPPI
NFL EXP: 3 (1ST YEAR WITH COLTS)
HOW ACQUIRED: TR - 2012 (DENVER)
BORN: 11/3/87
GP/GS (PLAYOFFS): 22/3 (0/0)

20

CAREER TRANSACTIONS:

- Acquired by the Colts in a trade with the Denver Broncos in exchange for fullback Chris Gronkowski on May 23, 2012.
- Originally signed by Denver as an undrafted free agent on April 30, 2010.

2011 (BRONCOS):

- Appeared in nine games (three starts) before being placed on Injured Reserve on November 28.
- Totaled 19 tackles, one interception for a touchdown, four passes defended and one special teams tackle.
- Joined cornerback Alvin Hall (Detroit, 1981-1987) as the only two undrafted players in NFL history (since the era of the common draft) to return a kickoff and interception for touchdowns in a career.
- Made his first career start while recording his first two NFL passes defended at Cincinnati (9/18).
- Returned an interception 55 yards for a touchdown in the first quarter against San Diego (10/9).
- Posted a special teams fumble recovery and added a 67-yard kickoff return against the New York Jets (11/17).

2010 (BRONCOS):

- Competed in 13 games and contributed with three tackles on defense in addition to five stops and two fumble recoveries on special teams.
- Returned two kickoffs for 125 yards (62.5 avg.), including a 97-yard kickoff return for a touchdown against San Diego (1/2). The return marked the third-longest play in team history and the second-longest by an undrafted rookie in NFL history.

COLLEGE:

- Played all 50 possible career games in four seasons at the University of Mississippi where he posted 152 tackles (107 solo), five interceptions, 20 passes defended and two forced fumbles.
- Tied for seventh in the SEC with 13 passes defended as a senior for the Rebels while adding 56 tackles (44 solo) on the year.

PERSONAL:

- Attended East High School in Memphis, Tenn., and competed as a running back, wide receiver, quarterback and defensive back.
- Named to the *SuperPrep* All-Dixie Team and was a *PrepStar* All-Region selection as a senior.
- Born in Memphis, Tenn.

CAREER STATISTICS

Year	GP/GS	Solo	Asst.	Total	Sacks	PD	FF	FR	INT	Yards	Avg.	LG	TD
2011 DEN	9/3	15	4	19	0.0	4	0	0	1	55	55.0	55	1
2010 DEN	13/0	3	0	3	0.0	0	0	0	0	0	0.0	0	0
Total	22/3	18	4	22	0.0	4	0	0	1	55	55.0	55	1

CAREER RETURN STATISTICS

Year	GP/GS	PR	FC	Yards	Avg.	LG	TD	KR	Yards	Avg.	LG	TD
2011 DEN	9/3	0	0	0	0.0	0	0	7	210	30.0	67	0
2010 DEN	13/0	0	0	0	0.0	0	0	2	125	62.5	97t	1
Total	22/3	0	0	0	0.0	0	0	9	335	37.2	97t	1

Special Teams Tackles: 6 (2011 - 1, 2010 - 5)

ADDITIONAL STATISTICS: Three special teams fumble recoveries, one in 2011 and two in 2010.



ADAM VINATIERI

KICKER. 6-0 206 SOUTH DAKOTA STATE
NFL EXP: 17 (7TH YEAR WITH COLTS)
HOW ACQUIRED: UFA - 2006 (NE)
BORN: 12/28/72
GP/GS (PLAYOFFS): 243/0 (24/0)

4

CAREER TRANSACTIONS:

- Signed by the Colts as an unrestricted free agent on March 22, 2006.
- Signed as a free agent by the New England Patriots on June 28, 1996.
- Originally signed as a free agent with Amsterdam of the World League in 1996.

PRO CAREER:

- Selected to two Pro Bowls in 2002 and 2004.
- Has hit two last-minute game-winning field goals in the Super Bowl (Super Bowl XXXVI vs. St. Louis on February 3, 2002 and Super Bowl XXXVIII vs. Carolina on February 1, 2004). Has been part of four Super Bowl Championship teams including Super Bowl XXXVI, Super Bowl XXXVIII, Super Bowl XXXIX and Super Bowl XLI.
- Is the only kicker in NFL history to record successful field goals in four Super Bowls (XXXVI, XXXVIII, XXXIX and XLI) and is the only kicker in league history to have played in five Super Bowls.
- Has converted 387-of-467 career field goals for an 82.9 percentage, which currently ranks 11th all-time in the NFL.
- Has totaled 1,752 career points (including one two-point conversion), which ranks ninth in league annals and first among active players in the AFC.
- Opened his career with 13 consecutive 100-plus point seasons (1996-2008), ranking only behind kicker Jason Elam's 16.
- Led the NFL in field goal percentage and points scored in 2004 having converted 31-of-33 field goals and all 48 PATs for 141 points. His 31 field goals tied a career-high which he originally set in 1998. Also led the league in field goal percentage in 2010 (92.9).
- In his career, is responsible for 23 game-winning field goals in the final minute of the fourth quarter or overtime.
- Split the uprights on a career-best 57-yard field goal at Chicago on November 10, 2002.
- Holds NFL postseason records with 45 field goals, 54 field goal attempts, 187 career points, 24 consecutive games scoring, 49 seasonal points and is tied for the most field goals made in a postseason game with five (vs. Indianapolis, 1/18/04 and at Baltimore, 1/13/06).
- Has compiled a streak of 130 consecutive regular season games in which he has scored at least one point. The streak dates back to September 14, 2003 against Philadelphia.
- Converted 33 consecutive field goals in the regular season at Lucas Oil Stadium dating back to the 2009 season. The streak ended with his second quarter miss against Houston (12/22/11).
- Is one of seven NFL kickers with 500-plus points with two different teams.

2011 (COLTS):

- In 16 games, converted 23-of-27 field goal attempts and all 24 extra points for 93 total points.
- Split the uprights on all four field goal attempts, including a 52-yarder against Cleveland (9/18). His 52-yard long was his longest field goal since 2008 when he converted from the same distance against New England (11/2/08).
- Connected on a 53-yard field goal against Kansas City (10/9), which was tied for the fourth-longest kick of his career (regular and postseason).
- Made his only field goal attempt at Tennessee (10/30), which moved him above the 1,700-point plateau and extend his streak of consecutive games scored to 122.
- Split the uprights on field goals of 43 and 31 yards against Carolina (11/27) and moved past Nick Lowery (1,711) for ninth place on the NFL's all-time career points list.
- Remained perfect in field goal attempts in his career against Baltimore (10 kicks), having split the uprights on a 22-yard kick at the Ravens (12/11).
- Hit on field goals of 23, 32, 47 and 31 yards against Houston (12/22). With his 47-yard field goal in the third quarter, Vinatieri (385) surpassed Nick Lowery (383) for eighth place on the NFL's all-time field goals list. Missed a 42-yard attempt at the end of the first half, which ended his streak of 33 consecutive field goals made at Lucas Oil Stadium in the regular season.
- Scored the Colts' first points of the game with a 48-yard field goal in the second quarter at Jacksonville (1/1), extending his consecutive games scoring streak to 130. Also connected on a 20-yard field goal in the third quarter.

ADMINISTRATION

COACHING
STAFFFOOTBALL
OPERATIONSFOOTBALL
STAFF

PLAYERS

2011 SEASON
IN REVIEWCOLTS
HISTORY

RECORDS

COLTS IN THE
COMMUNITY

**2010 (COLTS):**

- Appeared in all 16 games and converted 26-of-28 field goals and all 51 PATs for 129 points.
- Named AFC Special Teams Player of the Week for his performances against Cincinnati (11/14) and Tennessee (1/2).
- His point total marked the second-highest of his career (141 in 2004) and his extra point total set a career-best.
- Became the seventh NFL kicker in league history to record 500-plus points with two different teams.
- Split the uprights on two field goals and three PATs at Denver (9/26).
- Converted four field goals and one extra point against Kansas City (10/10).
- Made two field goals at Washington (10/17) and surpassed Al Del Greco (347) to move into 11th place in NFL history for most field goals made.
- Notched three field goals on three attempts and three PATs against Houston (11/1). Surpassed Al Del Greco (1,584) for the 13th most kicking points in NFL history.
- Surpassed Eddie Murray (1,594) for the 12th most kicking points in league history and tied Murray (352) for 11th in most field goals made with one field goal and three PATs at Philadelphia (11/7).
- Was named AFC Special Teams Player of the Week with three field goals and two PATs against Cincinnati (11/14). Became the 12th NFL kicker with 1,600-plus career points.
- Hit three field goals and three extra points at Tennessee (12/9) to surpass 100 points for the 14th time in his career.
- Was named AFC Special Teams Player of the Week after booting three field goals and two PATs against Tennessee (1/2) and his 43-yarder at the final gun was his 23rd career game-winning field goal.
- Split the uprights on three field goal attempts while adding one PAT in the Wild Card Playoffs against the New York Jets (1/8).

2009 (COLTS):

- Saw action in six games, appearing in the first five and was inactive for the remaining contests.
- Named to the NFL's All-Decade Team as well as *The Sporting News* and *Sports Illustrated* NFL All-Decade Teams (2000-2009).
- Converted seven-of-nine field goals and 17 PATs for 38 points.
- Split the uprights on two field goals and three PATs at Miami (9/21).
- Was two-of-two in field goal attempts with the addition of four extra points against Seattle (10/4).
- Was inactive for the postseason against Baltimore in the Divisional Playoffs (1/16), the New York Jets in the AFC Championship Game (1/24) and Super Bowl XLIV vs. New Orleans (2/7).

2008 (COLTS):

- Played in 16 games and was 20-of-25 in field goals while adding 43 PATs for 103 points, his 13th consecutive year topping 100-plus points.
- Earned AFC Special Teams Player of the Week honors for his performance against New England (11/2).
- Contributed with three special teams tackles (two solo).
- Hit a 47-yard game-winning field goal with three seconds remaining at Minnesota (9/14), which was the 21st game-winning kick of his career.
- Split the uprights on a 52-yard kick vs. New England (11/2) with 8:05 remaining for the deciding points in an 18-15 victory. Was named AFC Special Teams Player of the Week.
- Hit four-of-four field goals and three PATs against Houston (11/16).
- Notched three field goals, including a 51-yard game-winner with no time remaining in the fourth quarter at San Diego (11/23). The kick was the longest game-winning field goal of his career.
- Totaled one field goal and two PATs in the Wild Card Playoffs at San Diego (1/3).

2007 (COLTS):

- Appeared in 16 games and totaled 23-of-29 field goals and 49-of-51 PATs for 118 points.
- His 118 points marked his 12th consecutive 100-plus point season.
- Scored seven-plus points in 12 games, including his first eight games.
- Split the uprights on three-of-three field goals and three PATs for 12 points and his third consecutive double-digit scoring game at Houston (9/23).
- Kicked his 20th career game-winning field goal in the final minute of the fourth quarter or overtime with a 24-yarder with three seconds remaining vs. Kansas City (11/18).
- Totaled one field goal and three PATs for six points against San Diego (1/13) in the Divisional Playoffs.

**2006 (COLTS):**

- Saw action in 13 games in his first season with the Colts and was inactive for games 3-5 with an injury.
- Had played in 162 consecutive games before missing one against Jacksonville (9/24).
- Was named AFC Special Teams Player of the Week for his performance at the New York Giants (9/10) and at Denver (10/29).
- Totaled 25-of-28 field goals and 38 PATs for 113 points.
- Recorded four field goals on four attempts at the New York Giants (9/10) and was named AFC Special Teams Player of the Week for his performance.
- Hit four field goals and the game-winning 37-yard kick with two seconds left at Denver (10/29) and was named AFC Special Teams Player of the Week for his efforts.
- Appeared in four postseason games and tallied 14-of-15 field goals and seven PATs for an NFL single postseason record 49 points. Topped Terrell Davis' 48 points in 1997. Scored 10-plus points in every game.
- Converted three-of-three field goals and two PATs against Kansas City in the Wild Card Playoffs (1/6). Recorded his first career 50-plus yard postseason field goal.
- Split the uprights on five-of-five field goals for the team's 15 points in a 15-6 win at Baltimore in the Divisional Playoffs (1/13). Tied the record he already shared with six other kickers for the most field goals made in a postseason game.
- Tallied three field goals and three PATs against New England (1/21) in the AFC Championship Game.
- Hit three-of-four field goals and two PATs against Chicago (2/4) in Super Bowl XLI. Became the only kicker to hit a field goal in four Super Bowls and appear in five Super Bowls.

2005 (PATRIOTS):

- Appeared in 16 games for the 10th consecutive season for New England and converted 20-of-25 field goals and 40-of-41 PATs for 100 points.
- Named AFC Special Teams Player of the Week for his performance at Pittsburgh (9/25).
- Split the uprights on three-of-four field goals and two PATs at Pittsburgh (9/25) to earn AFC Special Teams Player of the Week honors. His 35-yard kick with one second remaining in the game was the difference in a 23-20 victory.
- Nailed a game-winning 29-yard field goal with 17 seconds remaining in a 31-28 win at Atlanta (10/9).
- Converted all four PATs and contributed with a 24-yard pooch punt downed at the four-yard line against Jacksonville (1/7) in the team's AFC Wild Card Playoff game.
- Split the uprights on two-of-three field goals and one PAT at Denver (1/14) in the Divisional Playoffs.

2004 (PATRIOTS):

- Logged one of the finest seasons in his career having converted 31-of-33 field goals (93.9 percent) and hitting all 48 PATs for a career-high and NFL-best 141 points.
- His 31 field goals tied a career-high set in 1998, while his percentage marked a career-best.
- Named to his second Pro Bowl.
- Selected as the AFC Special Teams Player of the Month for November.
- Earned AFC Special Teams Player of the Week honors for his efforts against St. Louis (11/7) and Pittsburgh in the postseason (1/23).
- Hit 23 consecutive field goals from October 10 to December 26 and hit 29 of his last 30 field goals, including the playoffs.
- Split the uprights on all four field goal attempts and four PATs at St. Louis (11/7). Also threw his first career touchdown pass (four yards) to Troy Brown on a fake field goal. His performance earned him AFC Special Teams Player of the Week honors.
- Tied a career-high with five field goals against Buffalo (11/14) and set a single-game career-high with 17 points.
- Tied a career-high with six PATs at Cleveland (12/5).
- Was three-of-four in field goal attempts at the New York Jets (12/26), snapping a string of 23 consecutive field goals.
- Was five-of-five in field goals and 10-of-10 in PATs for an NFL-leading 25 postseason points.
- Split the uprights on two field goals against Indianapolis (1/16) in the Divisional Playoffs.
- Converted both field goal attempts in the AFC Championship Game at Pittsburgh (1/23) to earn NFL Special Teams Player of the Week honors. His 48-yard field goal tied the New England postseason record and was the longest field goal in Heinz Field history.
- Hit his lone field goal attempt and three extra points against Philadelphia (2/6) in Super Bowl XXXIX. Gave the Patriots a 24-14 lead with a 22-yard field goal in the fourth quarter.

ADMINISTRATION

COACHING
STAFFFOOTBALL
OPERATIONSFOOTBALL
STAFF

PLAYERS

2011 SEASON
IN REVIEWCOLTS
HISTORY

RECORDS

COLTS IN THE
COMMUNITY

**2003 (PATRIOTS):**

- Was 25-of-34 in field goals while contributing with 37-of-38 PATs for 112 points.
- Hit a season-long 48-yard field goal and five PATs vs. Tennessee (10/5).
- Split the uprights on his 200th career field goal at Denver (11/3).
- Nailed three field goals, including the game-winning kick with 41 seconds remaining in overtime to give the club a 23-20 victory at Houston (11/23).
- Hit one-of-two field goals and two extra points against Tennessee (1/10), including the game-winning 46-yard field goal with 4:06 remaining for a 17-14 victory in the Divisional Playoffs.
- Tied an NFL playoff record with five field goals (31, 25, 27, 21, 34) in a 24-14 victory against Indianapolis (1/18) in the AFC Championship Game.
- Notched one-of-three field goals and three PATs against Carolina in Super Bowl XXXVIII (2/1). Hit the game-winning 41-yard field goal with four seconds remaining for a 32-29 victory, his second game-winning Super Bowl kick in three seasons.

2002 (PATRIOTS):

- Booted 27-of-30 field goals and 36-of-36 PATs for 117 points, the third-highest total of his career.
- Earned his first career Pro Bowl selection.
- Named AFC Special Teams Player of the Week for his performance against Miami (12/29).
- Was three-of-three in field goal attempts while adding five PATs for a seasonal-best 14 points at the New York Jets (9/15).
- Hit the game-winning 35-yard field goal in a 41-38 overtime victory against Kansas City (9/22).
- Was four-of-four in field goal attempts, including a career-best 57-yarder at Chicago (11/10).
- Was four-of-four in field goals, including the game-tying and game-winning field goals in a 27-24 overtime win vs. Miami (12/29). Was named AFC Special Teams Player of the Week for his performance.

2001 (PATRIOTS):

- Converted 24-of-30 field goals and 41-of-42 PATs for 113 points.
- Had five game-winning field goals, including two in the playoffs.
- Named AFC Special Teams Player of the Week for his efforts at Buffalo (12/16).
- Was three-of-three in field goals and five-of-five in PATs for a seasonal-best 14 points vs. Indianapolis (9/30).
- Split the uprights on three field goals and two PATs against San Diego (10/14). Hit the game-winning 44-yard field goal in a 29-26 overtime victory.
- Nailed a 54-yard field goal against Cleveland (12/9), the second-longest kick in his career. Had a 33-yard pooch punt in fourth quarter that was downed at the Cleveland two-yard line.
- Scored all of the club's points on four field goals, including a 23-yard game-winning field goal in a 12-9 win at Buffalo (12/16). Was named AFC Special Teams Player of the Week for his performance.
- Tallied six field goals on seven attempts and added six PATs for 24 postseason points.
- Was three-of-three in field goals while contributing with one PAT in a 16-13 overtime win vs. Oakland in the Divisional Playoffs (1/19). Hit a 45-yard game-tying kick in the snow with 32 seconds remaining and hit the game-winning 23-yard field goal in overtime for the victory.
- Contributed with one field goal and three PATs at Pittsburgh in the AFC Championship Game (1/27).
- Tallied the game-winning 48-yard field goal as time expired in a 20-17 victory vs. St. Louis in Super Bowl XXXVI (2/3). The kick marked the first time the Super Bowl had been decided on the final play of the game.

2000 (PATRIOTS):

- Converted 27-of-33 field goals and split the uprights on all 25 PATs for 106 points.
- Was three-of-three in field goals, including the game-winning 22-yard kick with three seconds remaining in a 16-13 victory against Cincinnati (11/19).
- Hit a 53-yard field goal, which was the longest outdoor kick in his career.
- Hit the game-winning 24-yard field goal with 19 seconds remaining in overtime for a 13-10 victory at Buffalo (12/17).

1999 (PATRIOTS):

- Was 26-of-33 in field goals while adding 29-of-30 PATs for 107 points.
- Was named AFC Special Teams Player of the Month for September after converting seven-of-seven field goal attempts, all eight PAT attempts and two game-winning field goals.
- Scored a seasonal-high 12 points (three-of-three field goals and three PATs), including the game-winning 23-yard field goal in a 30-28 victory at the New York Jets (9/12).
- Hit the game-winning 26-yard field goal against Indianapolis (9/19) in a 31-28 win.
- Had a New England franchise-record streak of PATs snapped at 117 with a blocked attempt at Arizona (10/31).

**1998 (PATRIOTS):**

- Split the uprights on 31-of-39 field goals and all 32 PATs for a then-career-best 127 points (also includes a two-point conversion).
- His 31 field goals were a then-career-best.
- Added nine special teams tackles.
- Named AFC Special Teams Player of the Week for his efforts at New Orleans (10/4) and vs. Miami (11/23) and earned Special Teams Player of the Month honors in October having converted 10-of-11 field goals and nine PATs for 39 points.
- Converted three-of-four field goals, including a 52-yarder vs. Indianapolis (9/13).
- Hit all three field goal attempts and three PATs at New Orleans (10/4), including a game-winning 27-yard kick in a 30-27 victory. Earned AFC Special Teams Player of the Week honors for his performance.
- Logged a career-high 16 points on four-of-four field goal attempts and four PATs against Kansas City (10/11).
- Nailed all four field goal attempts and two extra points against Miami (11/23) earning AFC Special Teams Player of the Week honors.
- Hit the game-winning 35-yard field goal with three seconds left in a 24-21 victory against San Francisco (12/20).

1997 (PATRIOTS):

- Was 25-of-29 in field goal attempts while contributing with 40 PATs for 115 points.
- Named AFC Special Teams Player of the Week for his performance against Buffalo (10/12).
- Hit the game-winning 34-yard field goal in a 27-24 overtime victory against the New York Jets (9/14).
- Converted four-of-four field goals and three PATs for 15 points against Buffalo (10/12). Hit a then-career-long 52 yard field goal and was named AFC Special Teams Player of the Week for his efforts.
- Scored all of the Patriots' points with two field goals (31 and 46 yards) at Pittsburgh (1/3) in the Divisional Playoffs.

1996 (PATRIOTS):

- Converted 27-of-35 field goals and 39-of-42 PATs for 120 points, which ranked third in the AFC and fifth in the NFL.
- Was named AFC Special Teams Player of the Week for his performance against Jacksonville (9/22).
- His 120 points by a rookie ranked eighth in NFL history.
- Split the uprights on five-of-six field goals and one-of-two PATs for a season-high 16 points vs. Jacksonville (9/22) earning AFC Special Teams Player of the Week honors. Hit the game-winning 40-yard field goal in overtime in the 28-25 victory as his field goals made marked a then-career-best, while his attempts are a career-high.
- Tallied three field goals on three attempts while adding three PATs at Baltimore (10/6). Also contributed with a season-long 50-yard field goal.
- Contributed with four extra points in the team's 28-3 victory over the Pittsburgh Steelers (1/5) in the Divisional Playoffs.
- Converted two-of-three field goals and two PATs against Jacksonville (1/12) in the AFC Championship Game.
- Made three extra points in the team's Super Bowl XXXI loss to the Green Bay Packers (1/26).

COLLEGE:

- Four-year letterman who finished as South Dakota State's all-time leading scorer with 185 career points.
- Served as the school's placekicker and also handled punting duties in his final three seasons, earning first-team all-conference honors each year.
- Split the uprights on 27-of-53 career field goals with 104-of-114 PATs. Also added 144 career punts.
- Tallied 47 points as a senior and tied a career-long kick with a 51-yard field goal. Originally set the school record with a 51-yard field goal as a sophomore.
- Led the conference with a 43.5 punting average as a senior, which also ranked fourth in Division II. Contributed with a career-long 77-yard kick.
- Earned second-team all-conference honors as a junior.
- Holds a degree in fitness and wellness.

PERSONAL:

- Attended Rapid City (South Dakota) Central High School and lettered in football, soccer, track and wrestling.
- Earned first-team all-state honors in 1991.
- Vinatieri and his wife, Valerie, reside with their sons, A.J. and Gabriel, and daughter, Allison.
- Born in Yankton, S.D.

ADMINISTRATION

COACHING
STAFFFOOTBALL
OPERATIONSFOOTBALL
STAFF

PLAYERS

2011 SEASON
IN REVIEWCOLTS
HISTORY

RECORDS

COLTS IN THE
COMMUNITY



CAREER STATISTICS

YEAR	FGM-FGA	PCT	LG	BLK	PATs	PCT	BLK	PTS	1-19	20-29	30-39	40-49	50+
2011 IND	23-27	85.2	53	1	24-24	100.0	0	93	0-0	7-7	6-7	8-10	2-3
2010 IND	26-28	92.9	48	1	51-51	100.0	0	129	0-0	8-8	9-10	9-10	0-0
2009 IND	7-9	77.8	48	0	17-18	94.4	1	38	1-1	3-3	1-2	2-2	0-1
2008 IND	20-25	80.0	52	1	43-43	100.0	0	103	0-0	3-3	11-13	4-7	2-2
2007 IND	23-29	79.3	39	1	49-51	96.1	2	118	1-1	14-15	8-10	0-2	0-1
2006 IND	25-28	89.3	48	0	38-38	100.0	0	113	1-1	3-3	12-13	9-10	0-1
2005 N.E.	20-25	80.0	49	0	40-41	97.6	1	100	0-0	7-7	9-10	4-6	0-2
2004 N.E.	31-33	93.9	48	0	48-48	100.0	0	141	0-0	13-13	7-7	11-12	0-1
2003 N.E.	25-34	73.5	48	1	37-38	97.4	1	112	0-0	16-17	4-8	5-8	0-1
2002 N.E.	27-30	90.0	57	0	36-36	100.0	0	117	0-0	6-6	12-12	8-10	1-2
2001 N.E.	24-30	80.0	54	0	41-42	97.6	0	113	1-1	8-8	7-8	7-12	1-1
2000 N.E.	27-33	81.8	53	0	25-25	100.0	0	106	0-0	11-13	8-9	7-8	1-3
1999 N.E.	26-33	78.8	51	0	29-30	96.7	1	107	1-1	14-14	5-7	5-9	1-2
1998 N.E.	31-39	79.5	55	1	32-32	100.0	0	127	3-3	8-8	9-14	9-12	2-2
1997 N.E.	25-29	86.2	52	0	40-40	100.0	0	115	0-0	11-11	7-9	6-8	1-1
1996 N.E.	27-35	77.1	50	1	39-42	92.9	1	120	1-1	9-10	8-8	8-14	1-2
TOTAL	387-467	82.9	57	7	589-599	98.3	7	1,750*	9-9	141-146	123-147	102-140	12-25

*Point total includes a two-point conversion run vs. Buffalo (11/29/98)

CAREER PLAYOFF STATISTICS

YEAR	FGM-FGA	PCT	LG	BLK	PATs	PCT	BLK	PTS	1-19	20-29	30-39	40-49	50+
2010 IND	3-3	100.0	50	0	1-1	100.0	0	10	0-0	0-0	1-1	1-1	1-1
2009 IND	0-0	0.0	0	0	0-0	0.0	0	0	0-0	0-0	0-0	0-0	0-0
2008 IND	1-1	100.0	43	0	2-2	100.0	0	5	0-0	0-0	0-0	1-1	0-0
2007 IND	1-1	100.0	46	0	3-3	100.0	0	6	0-0	0-0	0-0	1-1	0-0
2006 IND	14-15	93.3	51	0	7-7	100.0	0	49	1-1	5-5	2-3	4-4	2-2
2005 N.E.	2-3	66.7	40	0	5-5	100.0	0	11	0-0	0-0	1-1	1-2	0-0
2004 N.E.	5-5	100.0	48	0	10-10	100.0	0	25	0-0	2-2	2-2	1-1	0-0
2003 N.E.	7-10	70.0	46	0	6-6	100.0	0	27	0-0	3-3	2-4	2-3	0-0
2001 N.E.	6-7	85.7	48	0	6-6	100.0	0	24	0-0	2-2	1-1	3-3	0-1
1998 N.E.	1-1	100.0	27	0	1-1	100.0	0	4	0-0	1-1	0-0	0-0	0-0
1997 N.E.	3-5	60.0	46	0	2-2	100.0	0	11	0-0	1-1	1-1	1-3	0-0
1996 N.E.	2-3	66.7	29	0	9-9	100.0	0	15	0-0	2-2	0-0	0-1	0-0
TOTAL	45-54	83.3	51	0	52-52	100.0	0	187	1-1	16-16	10-13	15-20	3-4

ADDITIONAL STATISTICS:

Punting: Career: 2-60 yards, with two In20. 1996: 1-27 12/8/96 vs. NYJ. 2001: 1-33 12/9/01 vs. Cleveland.

Passing: 2004: 1-1-4, 1 TD, with 122.9 passer rating 11/7/04 at St. Louis (Fake FG).


VINATIERI'S GAME-WINNING FIELD GOALS (23)

Opponent	Date	Yards	Time	Final Score	Opponent	Date	Yards	Time	Final Score
vs. Jacksonville	9/22/96	40	12:24	28-25 OT	vs. Kansas City	9/22/02	35	10:20	41-38 OT
vs. NY Jets	9/14/97	34	06:57	27-24 OT	vs. Miami	12/29/02	35	12:57	27-24 OT
at New Orleans	10/4/98	27	00:03	30-27	at Houston	11/23/03	28	00:40	23-20 OT
vs. San Francisco	12/20/98	35	00:03	24-21	vs. Carolina	2/1/04	41	00:04	32-29#
at NY Jets	9/12/99	23	00:03	30-28	at Pittsburgh	9/25/05	43	00:01	23-20
vs. Indianapolis	9/19/99	26	00:35	31-28	vs. Atlanta	10/9/05	29	00:17	31-28
vs. Cincinnati	11/19/00	22	00:03	16-13	at Denver	10/29/06	37	00:02	34-31
at Buffalo	12/17/00	24	00:19	13-10 OT	vs. Kansas City	11/18/07	24	00:03	13-10
vs. San Diego	10/14/01	44	10:55	29-26 OT	at Minnesota	9/14/08	47	00:03	18-15
at Buffalo	12/16/01	23	09:15	12-9 OT	at San Diego	11/23/08	51	00:00	23-20
vs. Oakland	1/19/02	23	06:31	16-13 OT	vs. Tennessee	1/2/11	43	00:00	23-20
vs. St. Louis	2/3/02	48	00:00	20-17+					

*All FGs 1996-2005 came while with New England

+Super Bowl XXXVI

#Super Bowl XXXVIII



REGGIE WAYNE

WIDE RECEIVER, 6-0 198 MIAMI
NFL EXP: 12 (12TH YEAR WITH COLTS)
HOW ACQUIRED: D1B - 2001 (30TH OVERALL)
BORN: 11/17/78
GP/GS (PLAYOFFS): 173/160 (17/17)

87

CAREER TRANSACTIONS:

- Selected by the Colts in the first round of the 2001 NFL Draft (30th Overall).

PRO CAREER:

- Has competed in 173 career games (160 starts) and totaled 862 receptions for 11,708 yards and 73 touchdowns.
- Ranks second in Colts history in receptions (1,102, Marvin Harrison), receiving yards (14,580, Harrison), receiving touchdowns (128, Harrison), 100-plus yard games (59, Harrison; 35, Wayne) and consecutive games with a reception (190, Harrison; 96, Wayne-active streak).
- Named to five career Pro Bowls (2006-2010).
- Selected to his first Associated Press NFL All-Pro First-Team in 2010.
- Ranks third in franchise history in all-time yards from scrimmage (11,708) behind Marvin Harrison (14,608) and Edgerrin James (12,065).
- Dating back to 2004, ranks first among all NFL receivers in receptions (718) and receiving yards (9,809) and ranks fifth in touchdowns (62).
- Started all 16 games for the Colts for the ninth consecutive season in 2011, and leads NFL active wide receivers with 145 consecutive games started and 166 games played.
- Led the team in receiving for the fourth consecutive year in 2011, tying Marvin Harrison for the most consecutive seasons.
- In 2011, passed wide receiver Muhsin Muhammad for 22nd place on the NFL's all-time receiving yardage list and enters the 2012 campaign 127 yards shy of jumping Don Maynard for the 21st spot. Wayne's 862 receptions ranked tied for 15th in NFL annals with wide receiver Jimmy Smith.
- Joins Tony Gonzalez (13,338) as the only two active players in the NFL's top 25 in all-time receiving yardage.
- Is the seventh player in NFL history to post three career 100-plus reception seasons (2007, 2009-2010) and became 11th NFL player with back-to-back 100-plus reception seasons (2009-2010).
- Totaled seven consecutive 1,000-plus seasons (2004-2010), becoming eighth player in NFL history to accomplish the feat.
- Set a club record with 15 receptions against Jacksonville on October 3, 2010.
- Increased his seasonal reception totals during the first seven seasons (2001-2007) of his career, becoming the third player in NFL history to achieve the mark (Raymond Berry, 1955-1961; Shawn Jefferson, 1991-1997).
- One of 17 NFL players with a 1,500-plus reception yardage season.
- For his career, accumulated 14 double-digit reception outings, eight multiple-touchdown games and one three-plus touchdown game.
- Has tallied a reception in 167-of-173 career games.
- Recorded 779 receptions for 10,602 yards and 67 touchdowns with quarterback Peyton Manning. The completion total ranks as the second most between a quarterback-receiver tandem (953, Manning-Harrison) in NFL history. Wayne also became only the second player in NFL history to surpass 10,000 yards receiving with one quarterback (12,776, Manning-Harrison). With 67 touchdowns between Manning and Wayne, the duo holds the record for the fourth-most of all-time in NFL history.
- Ranks as one of six Colts players with 100-plus consecutive career starts (2008, QB-Peyton Manning; 145, Wayne; 115 C-Ken Mendenhall; 104, DE-Fred Cook; 102, DB-Jason Belsler; 101, OT-Tarik Glenn).
- One of 13 Colts players to participate in 100-plus career wins (141 games, QB-Peyton Manning; 132, QB-John Unitas; 132, C-Jeff Saturday; 127 TE-Justin Snow; 118, WR-Marvin Harrison; 116-Wayne; 114, P-Hunter Smith; 109, P-David Lee; 107, LB-Don Shinnick; 108, OT-Ryan Diem; 106, DE-Ordell Braase; 105, C/LB-Dick Zzymanski; 102, DE-Dwight Freeney).
- In 17 career postseason outings, leads the franchise in postseason receptions (83), yards (1,128) and touchdowns (nine).
- Ranks second in franchise postseason points with 56 (70, Adam Vinatieri).
- Currently fifth in NFL postseason history in receptions, seventh in receiving yards and tied for seventh in touchdown receptions.

ADMINISTRATION

COACHING
STAFFFOOTBALL
OPERATIONSFOOTBALL
STAFF

PLAYERS

2011 SEASON
IN REVIEWCOLTS
HISTORY

RECORDS

COLTS IN THE
COMMUNITY

**2011 (COLTS):**

- Started all 16 games at wide receiver for the ninth consecutive season.
- Ranked first on the team in receptions (75) and receiving yardage (960) and also added four touchdowns.
- Moved into a tie with Marvin Harrison (1999-2003) for the most consecutive seasons leading the team in receiving yardage with five (2007-2011).
- Extended his streak of consecutive regular season games with at least one reception to 96.
- Led the team with seven receptions for 106 yards and one touchdown in the season opener at Houston (9/11). The game marked the fifth-consecutive season opener in which he caught a touchdown.
- Recorded his 800th career catch vs. Pittsburgh (9/25), finishing the season tied for 15th place on the NFL's all-time reception list with Jimmy Smith (862).
- Became the 24th player in NFL history to top 11,000 career receiving yards, finishing with four receptions for 59 receiving yards at Tampa Bay (10/3). Enters the 2012 campaign ranked 22nd on the NFL's all-time receiving yards list.
- In a Week 8 contest at Tennessee (10/30), totaled 61 receiving yards and moved past Lenny Moore (11,213) for third place on the franchise's all-time scrimmage yards list (11,708). Also moved past Marvin Harrison for the most catches by a Colts receiver against the Titans in franchise history (currently with 90).
- Surpassed Muhsin Muhammad for 22nd place on the NFL's all-time receiving yardage list against in a Week 13 meeting in New England (12/4) when he caught five passes for 55 yards.
- Led the team with eight catches for 108 yards (13.3 avg.) and one touchdown against Houston (12/22). His one-yard touchdown with 19 seconds remaining in the game proved to be the game-winner. With his eight receptions, passed Rod Smith (849) and Irving Fryer (851) for 18th and 17th place on the NFL's all-time receptions list.
- Caught eight passes for 73 yards in the season finale at Jacksonville (1/1) and moved passed Muhsin Muhammad (860) for 16th place on the league's all-time receptions list.

2010 (COLTS):

- Started 16 games at wide receiver for the eighth consecutive season.
- Recorded a season-high and ranked third in club history in receptions with 111 for 1,355 yards and six touchdowns.
- Earned his fifth consecutive Pro Bowl bid and was named to The Associated Press NFL All-Pro first-team for the first time in career. Also garnered PFW/PFWA All-NFL Team and PFW/PFWA All-AFC Team honors.
- Became the eighth NFL player, and only active one, with seven consecutive 1,000-plus yard seasons, and the seventh NFL player with three career 100-plus reception seasons. Also became the 11th player with consecutive 100-plus receptions seasons.
- Ranked first in the AFC and second in the NFL in receptions and second in the AFC and third in the NFL in reception yards.
- Surpassed QB-Jim Kelly and WR-Andre Reed (9,538) for the second-most passing yards for a QB-WR tandem with Peyton Manning.
- Tallied 15 receptions for 196 yards at Jacksonville (10/3) to set a career-high for receptions and a franchise single-game record.
- A touchdown reception from Manning moved him into fifth place in NFL history and second in franchise history for the most passing touchdowns among a QB-WR tandem with four receptions for 39 yards and a touchdown against Houston (11/1).
- With eight receptions for 107 yards and a touchdown at New England (11/21), recorded his 65th touchdown reception from Manning, tying Kelly-Reed for fourth-most all-time.
- Against the Dallas Cowboys (12/5) had 14 receptions for 200 yards and one touchdown. The yardage was a career-high and was his 14th career 10-plus reception game, two shy of the club record (16, Harrison). The touchdown reception was the 68th of his career, tying Berry for second-most in club history.
- Had five receptions for 34 yards vs. Jacksonville (12/19) for the 78th consecutive game with a reception, surpassing Marshall Faulk for the second-longest streak in franchise history.
- Moved into second place over Raymond Berry in franchise history with 69 career touchdown receptions on nine receptions for 68 yards and one touchdown against Tennessee (1/2).
- Started at wide receiver in the Wild Card Playoffs vs. the New York Jets (1/8) and had one reception for one yard.

2009 (COLTS):

- Started 16 games at wide receiver.
- Finished the season with 100 receptions for 1,264 yards and 10 touchdowns to earn his fourth consecutive Pro Bowl bid. Also earned Associated Press NFL All-Pro second-team accolades.
- Ranked tied for fourth in the AFC and tied for fifth in the NFL in receptions and tied for third in the AFC and tied for fifth in the NFL in receiving yards.
- Recorded 12 receptions for 147 yards and one touchdown vs. San Francisco (11/1), catching the game-winning score from running back Joseph Addai. The touchdown reception also marked a career-best fifth straight game with a touchdown and his reception total tied a then-single-game career-best.
- Against the Houston Texans (11/8), surpassed Raymond Berry (631) for the second-most receptions in franchise history with eight catches for 64 yards.



- Moved past Raymond Berry (9,275) for the second-most receiving yards in franchise history at Jacksonville (12/17), recording five receptions for 132 yards.
- Totaled 16 receptions for 164 yards and one touchdown in the postseason.
- Recorded 63 yards and one touchdown on eight receptions in the Divisional Playoffs against Baltimore (1/16). Surpassed 1,000 career receiving yards in the playoffs, becoming first player in franchise history and the 11th player in NFL history to do so. Also moved into second place on the franchise career playoff scoring list (56 points).
- Contributed with three receptions for 55 yards vs. the New York Jets (1/23), moving into fourth place in career postseason receptions, surpassing running back Thurman Thomas (76). Also moved into eighth place in career postseason receiving yards.
- In Super Bowl XLIV vs. New Orleans (2/7) had five receptions for 46 yards. Moved into seventh place in NFL career postseason receiving yards (1,127), surpassing Paul Warfield (1,121).

2008 (COLTS):

- Started 16 games at wide receiver.
- Earned his third consecutive Pro Bowl selection after posting 82 receptions for 1,145 yards and six touchdowns.
- Totaled his fifth consecutive 1,000-plus yard season and surpassed 500 career receptions and 8,000 career yards. His 53 career touchdown receptions placed him third in club history.
- Recorded seven receptions for 97 yards and one touchdown at Houston (10/5) and caught the game-winning touchdown with 1:54 remaining to cap a 17-point comeback in the final 4:04 for a 31-27 victory.
- With eight receptions for 118 yards and one touchdown against Baltimore (10/12), surpassed wide receiver Jimmy Orr for third in franchise history with his 51st career touchdown reception, and 50th from Manning.
- Talled his 24th career 100-plus receiving game at Pittsburgh (11/9) to move pass Raymond Berry for second-most in club history.
- Started at wide receiver and had four receptions for 129 yards and one touchdown in the Wild Card Playoffs at San Diego (1/3).

2007 (COLTS):

- Started 16 games at wide receiver.
- Finished the season with 104 receptions for 1,510 yards and 10 touchdowns, reception and yardage totals were career-bests.
- Contributed with his fourth consecutive 1,000-plus yard season and second career 10-plus touchdown season.
- Was his first career 100-plus reception season and yardage total led the NFL on his way to being selected to his second career Pro Bowl and first as starter.
- Named to the *Sports Illustrated* NFL All-Pro Team and PFW/PFWA All-AFC Team and was a second-team Associated Press NFL All-Pro choice.
- Became the third receiver in NFL history to increase reception totals for the first seven seasons of a career (Berry, 1955-1961; Shawn Jefferson, 1991-1997).
- Talled a career-best six 100-plus yard games and had four-plus receptions in 15 games.
- At Carolina (10/28) posted seven receptions for 168 yards and one touchdown, which was the second-highest yardage total of his career.
- Started at wide receiver vs. San Diego (1/13) in the Divisional Playoffs, totaling seven receptions for 76 yards and one touchdown.

2006 (COLTS):

- Started 16 games at wide receiver.
- Recorded 86 receptions for 1,310 yards and nine touchdowns.
- Earned Pro Bowl honors for the first time and was named to the *USA Today* Sports Weekly NFL All-Pro first-team.
- Caught the go-ahead touchdown with 9:50 left vs. Tennessee (10/8) to give Colts a 14-13 lead.
- Notched a season-best 10 receptions for 138 yards and three touchdowns in a 34-31 comeback victory at Denver (10/29).
- Was named by his teammates as the recipient of the Ed Block Courage Award.
- Started at wide receiver and had 17 receptions for 216 yards and two touchdowns in the postseason.
- Registered five receptions for 36 yards and a touchdown vs. Kansas City in the Wild Card Playoffs (1/6).
- Had five receptions for 51 yards at Baltimore in the Divisional Playoffs (1/13).
- Against New England in the AFC Championship Game (1/21) totaled 68 yards on five receptions.
- In a Super Bowl XLI victory over Chicago (2/4) grabbed two receptions for 61 yards and one touchdown (53 yards). Became the fifth wide receiver since the 1970 NFL merger with a touchdown reception in both the Super Bowl and Pro Bowl in the same season (Tony Hill, Dallas, 1978; Gary Clark, Washington, 1991; Michael Irvin, Dallas, 1992; Yancey Thigpen, Pittsburgh, 1995).

2005 (COLTS):

- Started 16 games at wide receiver.
- Finished the season with 83 receptions for 1,055 yards and five touchdowns.
- Had receptions in 15 games, missing vs. Arizona (1/1) to snap a streak of 32 consecutive games with a reception.
- Recorded a 66-yard touchdown pass from Peyton Manning at Cincinnati (11/20), the duo's longest connection at the time.
- Started at wide receiver vs. Pittsburgh (1/15) in the Divisional Playoffs, leading the team with nine receptions for 97 yards.

**2004 (COLTS):**

- Started 16 games at wide receiver.
- Set then career season-bests with 77 receptions for 1,210 yards and 12 touchdowns.
- Recorded his first career 1,000-plus yard season and 10-plus touchdown season.
- Along with Marvin Harrison (86 receptions, 1,113 yards, 15 touchdowns) and Brandon Stokley (68 receptions, 1,077 yards, 10 touchdowns), became first trio in NFL history with 10-plus seasonal touchdowns and placed the Colts as one of four teams in NFL history with three 1,000-plus yard seasonal receivers.
- Earned NFL Wild Card Weekend Offensive Player of the Week honors for his performance against Denver (1/9).
- Against the Green Bay Packers (9/26) finished with 184 yards and one touchdown on 11 receptions.
- Started at wide receiver and finished the playoffs with 13 receptions for 256 yards and two touchdowns.
- In the Wild Card Playoff matchup against Denver (1/9), finished with 10 receptions for 221 yards and two touchdowns. Was named Wild Card Weekend NFL Offensive Player of the Week after setting a club playoff record for reception yardage total and the third-highest total in NFL playoff history. The two touchdown receptions tied Marvin Harrison and Brandon Stokley for the most touchdown receptions in a playoff game in franchise history.
- Tallied three receptions for 35 yards against New England (1/16) in the Divisional Playoff round.

2003 (COLTS):

- Started 16 games at wide receiver for the first time in his career.
- Compiled 68 receptions for 838 yards and seven touchdowns with 15 multiple-reception games.
- Against Jacksonville (9/21) recorded 10 receptions for 141 yards and two touchdowns, tying a season-high for yardage and touchdowns.
- Started at wide receiver in all three rounds of the playoffs.
- Recorded 43 yards and one touchdown on five receptions vs. Denver (1/4) in the AFC Wild Card Playoff game.
- Contributed with six receptions for 83 yards and one touchdown at Kansas City (1/1) in the Divisional Playoffs.
- Tallied four receptions for 46 yards at New England (1/18) in the AFC Championship Game.

2002 (COLTS):

- Started seven-of-16 contests at wide receiver with the majority of his starts coming in three-receiver sets after taking over for the injured Qadry Ismail late in the season.
- Finished the year with 49 receptions for 716 yards and four touchdowns.
- Had a reception in 14 outings and produced three 100-plus yardage outings.
- Earned his first career touchdown at Houston (9/22) on a 43-yard touchdown reception.
- Posted 121 yards and one touchdown on six receptions at Philadelphia (11/10).
- Started at wide receiver at the New York Jets (1/4) and had three receptions for 17 yards in the team's Wild Card Playoff game.

2001 (COLTS):

- Started nine-of-13 games at wide receiver in his rookie season and was inactive for another three contests.
- Produced 345 yards on 23 receptions.
- Suffered a high ankle sprain early in the season and a knee sprain later in the season.
- Registered multiple reception games eight times with his top outing coming vs. Atlanta (12/16), five receptions for 78 yards.

COLLEGE:

- Four-year starter at the University of Miami, starting in 42 career games.
- Set the school all-time record for receptions (173), topping the previous mark set by Lamar Thomas (144).
- With 20 touchdowns, joined Thomas (23) and Michael Irvin (26) as the only players in school history to record 20-plus career touchdown receptions.
- Had at least one reception in 36 consecutive games.
- As a senior, started in 11 games and finished the season with 43 catches for 755 yards and 10 touchdowns. His 10 touchdowns were the second most for a single season in school history behind Michael Irvin (11).
- Earned All-Big East first-team honors and was awarded Miami's Strength Training Athlete of the Year by the coaching staff.
- Set the school's seasonal receptions mark (48) by freshman, topping Michael Irvin (46). Also ranked second behind Irvin (840) on the freshman receiving yardage list with 640 yards.
- Awarded All-Big East Rookie of the Year honors.
- Named to *The Sporting News* Freshman All-America first-team and the All-Big East second-team.

PERSONAL:

- Attended John Ehret High School in Marrero, La., and was a two-time all-state honoree.
- Totaled 50 receptions for 930 yards and 10 touchdowns as a senior.
- Competed in the 200-meter dash and various relays in track.
- Was the recipient of the 2011 Colts Man of the Year award.



- Hosts a Christmas adoption program to provide gifts for nearly 300 families.
- Gives away turkeys to more than 1,500 families each Thanksgiving.
- Donates tickets to local youth at each Colts game.
- Provides a safe trick or treat drive-through for 3,000 youth each year.
- Hosted a celebrity basketball game in New Orleans with proceeds benefiting his former high school.
- Born in New Orleans, La.

CAREER STATISTICS

Year	GP/GS	No.	Yards	RECEIVING			No.	Yards	RUSHING		
				Avg.	LG	TD			Avg.	LG	TD
2011	16/16	75	960	12.8	56t	4	0	0	0.0	0	0
2010	16/16	111	1,355	12.2	50	6	0	0	0.0	0	0
2009	16/16	100	1,264	12.6	65t	10	0	0	0.0	0	0
2008	16/16	82	1,145	14.0	65t	6	0	0	0.0	0	0
2007	16/16	104	1,510	14.5	64	10	1	4	4.0	4	0
2006	16/16	86	1,310	15.2	51t	9	0	0	0.0	0	0
2005	16/16	83	1,055	12.7	66t	5	0	0	0.0	0	0
2004	16/16	77	1,210	15.7	71t	12	1	-4	-4.0	-4	0
2003	16/16	68	838	12.3	57t	7	0	0	0.0	0	0
2002	7/16	49	716	14.6	49	4	0	0	0.0	0	0
2001	9/13	27	345	12.8	43t	0	0	0	0.0	0	0
Total	173/160	862	11,708	13.6	71t	73	2	0	0.0	4	0

CAREER PLAYOFF STATISTICS

Year	GP/GS	No.	Yards	RECEIVING			No.	Yards	RUSHING		
				Avg.	LG	TD			Avg.	LG	TD
2010	1/1	1	1	1.0	1t	0	0	0	0.0	0	0
2009	3/3	16	164	10.3	25t	1	0	0	0.0	0	0
2008	1/1	4	129	32.3	72t	1	0	0	0.0	0	0
2007	1/1	7	76	10.9	21t	1	0	0	0.0	0	0
2006	4/4	17	216	12.7	53t	2	0	0	0.0	0	0
2005	1/1	7	97	13.9	24t	0	0	0	0.0	0	0
2004	2/2	13	256	19.7	49t	2	0	0	0.0	0	0
2003	3/3	15	172	11.5	20t	2	0	0	0.0	0	0
2002	1/1	3	17	5.7	7t	0	0	0	0.0	0	0
TOTAL	17/17	83	1,128	13.6	72t	9	0	0	0.0	0	0

ADDITIONAL STATISTICS:**Passing:** 0-1, 1 interception (2009)**Two Point Conversions:** 2 (regular season), 1 (postseason)

ADMINISTRATION


COACHING
STAFFFOOTBALL
OPERATIONSFOOTBALL
STAFF

PLAYERS

2011 SEASON
IN REVIEWCOLTS
HISTORY

RECORDS

COLTS IN THE
COMMUNITY



TOM ZBIKOWSKI

SAFETY, 5-11 200 NOTRE DAME
NFL EXP: 5 (1ST YEAR WITH COLTS)
HOW ACQUIRED: UFA-2012 (BAL)
BORN: 5/22/85
GP/GS (PLAYOFFS): 53/14 (7/0)

28

CAREER TRANSACTIONS:

- Signed by the Colts as an unrestricted free agent on March 16, 2012.
- Originally selected by the Baltimore Ravens in the third round (86th overall) of the 2008 NFL Draft.

PRO CAREER:

- Has competed in 53 career games (14 starts) and compiled 49 tackles (41 solo), one sack, two interceptions, five passes defended and 58 special teams tackles.
- Set career highs for tackles (16), passes defended (four), interceptions (two) and special teams tackles (28) in 2009.
- As a rookie, finished second on the Ravens with 23 special teams tackles.

2011 (RAVENS):

- Appeared in all 16 games (four starts) with the Ravens, amassing 16 tackles (14 solo), one sack and seven special teams tackles.
- Totaled five tackles (four solo) against Pittsburgh (9/11) in the season opener.
- Recorded a season-high six tackles at Tennessee (9/18).
- Registered two tackles and his first career sack in a victory over San Francisco (11/24).
- Appeared against Houston (1/15) in a Wild Card Playoff game and at New England (1/22) in the Divisional Playoffs and finished with two special teams tackles (one solo).

2010 (RAVENS):

- Started in six-of-eight appearances on the season, missing eight games with foot and back injuries.
- Produced a career-high-tying 16 tackles and added one pass defended.
- Started at safety at the New York Jets (9/13) and posted four tackles (three solo) as part of a defense that held the Jets to 176 total yards and one-of-11 on third down conversions.
- Was inactive in the Wild Card Playoffs at Kansas City (1/9) and the Divisional Playoffs at Pittsburgh (1/5).

2009 (RAVENS):

- Appeared in 15 games (four starts) and set career highs with 16 tackles, four passes defended, two interceptions and 28 special teams tackles.
- Earned his first-career start at Green Bay (12/7) and responded with a then-career-high three tackles and his first-career interception.
- Collected four tackles (three solo), a team-leading and career-high three passes defended and an interception against Detroit (12/13).
- Started against Chicago (12/20) and posted a career-high six tackles. The Ravens defense tied a franchise record by forcing six turnovers and holding quarterback Jay Cutler to a Ravens' franchise-record-low 7.9 quarterback rating.
- Saw action at New England (1/10) in the Wild Card Playoffs and at Indianapolis (1/16) in the Divisional Round and amassed two tackles.

2008 (RAVENS):

- Competed in all 16 games and finished second on the team with 23 special teams tackles. Also added one solo tackle.
- Saw action from scrimmage and posted one special teams stop in his first-career NFL game against Cincinnati (9/7).
- Appeared at Miami (1/4) in the Wild Card Playoff game, at Tennessee (1/10) in the Divisional Playoffs and at Pittsburgh (1/18) in the AFC Championship Game and totaled two tackles.

COLLEGE:

- A two-time team captain for the Notre Dame Fighting Irish.
- Started 48 consecutive games and holds the school defensive back career-tackles record with 300 (165 solo).
- Finished his career at Notre Dame with 300 tackles (165 solo), 2.0 sacks, six tackles for loss, eight passes defended, eight interceptions, seven forced fumbles, four fumble recoveries and seven touchdowns (a school record three punt returns for TDs, a team seasonal record with two INTs for scores and two fumble recoveries).



- Amassed 757 yards on 66 career punt returns (11.5 avg.), including three touchdowns.
- Semifinalist for the Jim Thorpe Award (best defensive back), posting a career-high 80 tackles and one sack as a senior and was named a second-team All-America choice by the Walter Camp Foundation.
- Awarded third-team All-America honors from The Associated Press as a sophomore, junior and senior.

PERSONAL:

- Attended Buffalo Grove (Ill.) High School and was a three-year starter at quarterback and safety.
- Earned *USA today* first-team All-America honors and was named the Chicago Area Player of the Year as a senior by the *Chicago Sun-Times*. Also honored as the Gatorade Player of the Year for Illinois and named to the Illinois All-State team by *The Chicago Tribune*, *Chicago Sun-Times* and *Champaign News-Gazette*.
- Set school career records for points scored (274), TDs (45), rushing attempts (406), rushing yards (2,013) and passing attempts (484).
- Also competed in track and field as a sprinter on the track team, setting 11 school records, including the 100 meters at 10.4 seconds.
- Was a nationally-ranked boxer who competed in Golden Gloves since age nine, achieving a 60-13 amateur record. Made his professional boxing debut on June 10, 2006 in Madison Square Garden, knocking out Robert Bell in 49 seconds. He continued his boxing career in the 2011 offseason, pushing his record to 4-0.
- Established the Tommy Z9 Foundation to streamline his community efforts in his home state of Illinois. Initially formed as a way to fund research on brain tumors after Tom's brother E.J. had brain surgery at a young age, the foundation now makes additional grants to organizations that support children and families.
- Born in Park Ridge, Ill.

CAREER STATISTICS

Year	GP/GS	Solo	Asst.	Total	Sacks	PD	FF	FR	INT	Yards	Avg.	LG	TD
2011 BAL	14/4	14	2	16	1.0	0	0	0	0	0	0.0	0	0
2010 BAL	8/6	11	5	16	0.0	0	0	0	0	0	0.0	0	0
2009 BAL	15/4	15	1	16	0.0	4	0	0	2	13	6.5	21	0
2008 BAL	16/0	1	0	1	0.0	0	0	0	0	0	0.0	0	0
Total	53/14	41	8	49	1.0	4	0	0	2	13	6.5	21	0

CAREER PLAYOFF STATISTICS

Year	GP/GS	Solo	Asst.	Total	Sacks	PD	FF	FR	INT	Yards	Avg.	LG	TD
2011 BAL	2/0	0	0	0	0.0	0	0	0	0	0	0.0	0	0
2010 BAL	0/0	0	0	0	0.0	0	0	0	0	0	0.0	0	0
2009 BAL	2/0	2	0	2	0.0	0	0	0	0	0	0.0	0	0
2008 BAL	3/0	1	1	2	0.0	0	0	0	0	0	0.0	0	0
Total	7/0	3	1	4	0.0	0	0	0	0	0	0.0	0	0

CAREER RETURN STATISTICS

Year	GP/GS	PR	FC	Yards	Avg.	LG	TD	KR	Yards	Avg.	LG	TD
2011 BAL	14/4	0	0	0	0.0	0	0	9	209	23.2	30	0
2010 BAL	8/6	16	8	101	6.3	20	0	3	48	16.0	20	0
2009 BAL	15/4	0	0	0	0.0	0	0	0	0	0.0	0	0
2008 BAL	16/0	0	0	0	0.0	0	0	2	48	24.0	26	0
Total	53/14	16	8	101	6.3	20	0	14	305	21.8	30	0

PLAYOFF CAREER RETURN STATISTICS

Year	GP/GS	PR	FC	Yards	Avg.	LG	TD	KR	Yards	Avg.	LG	TD
2011 BAL	2/0	0	0	0	0.0	0	0	1	20	20.0	20	0
2010 BAL	0/0	0	0	0	0.0	0	0	0	0	0.0	0	0
2009 BAL	2/0	0	0	0	0.0	0	0	0	0	0.0	0	0
2008 BAL	3/0	0	0	0	0.0	0	0	3	68	22.7	31	0
Total	7/0	0	0	0	0.0	0	0	4	88	22.0	31	0

Special Teams Tackles: 58 (2011 – 7, 2010 – 0, 2009 – 28, 2008 - 23)



2012 DRAFT PICKS



(Bottom row from left to right: No. 8 Chandler Harnish, No. 33 Vick Ballard, No. 13 T.Y. Hilton, No. 15 LaVon Brazill) (Top row from left to right: No. 58 Tim Fugger, No. 12 Andrew Luck, No. 80 Coby Fleener, Head Coach Chuck Pagano, Owner & CEO Jim Irsay, General Manager Ryan Grigson, No. 83 Dwayne Allen, No. 79 Justin Anderson, No. 61 Josh Chapman)



ANDREW LUCK

QUARTERBACK, 6-4 234 STANFORD
NFL EXP: ROOKIE
HOW ACQUIRED: D1 - 2012 (1ST OVERALL)
BORN: 9/12/89

12

CAREER TRANSACTIONS:

- Selected by the Colts in the first round (1st Overall) of the 2012 NFL Draft.

COLLEGE HIGHLIGHTS:

- Started all 38 games he played in at Stanford, completing 713-of-1,064 passes (67.0 percent) for 9,430 yards, 82 touchdowns and 22 interceptions, as he set school career records for touchdown passes and pass completion percentage.
- Was a two-time Heisman Trophy finalist in 2010 and 2011.
- Named the Maxwell Award Winner for the National Collegiate Player of the Year, the Walter Camp Football Foundation Player of the Year and the Pac-12 Conference Player of the Year following the 2010 and 2011 seasons. Was also the recipient of the Johnny Unitas Golden Arm Trophy and named the Capital One Academic All-America of the Year by CoSIDA in 2011.
- Finished his collegiate career at Stanford with 31 victories as a starter, the most ever attained by a Cardinal quarterback. His winning percentage (81.5) is the best in school history.
- Helped lead Stanford to 29 consecutive weeks in The Associated Press Top 25 poll, including 22 consecutive weeks in the Top 10.
- Quarterbacked three of the most prolific offensive teams in school history by helping Stanford amass 461 points in 2009 as a freshman, a school-record 524 points as a sophomore and 561 points as a junior, the seventh-highest total in the nation.
- With 82 career touchdown passes, ranks fourth in Pac-12 Conference history. His career-high 37 scoring strikes as a junior are surpassed by only Southern California's Matt Leinart (38 in 2003) for the Pac-12 Conference season record.
- Earned the top two spots on the Stanford season record chart with 37 touchdown passes in 2011 and 32 connections in 2010.
- Finished second in school annals behind Steve Stenstrom (10,531 yards; 1991-1994) for the most passing yardage for a career, and his pass attempts (1,064) and completions (713) both placed fourth in school history.
- Holds the second and third positions in the Stanford season record book with passing yardage figures of 3,517 yards as a junior and 3,338 yards as a sophomore, topped by only Steve Stenstrom's 3,627 yards in 1993.
- Completed 288 attempts in 2011 to rank behind only Stenstrom's 1993 total of 300 while his 2010 figure of 263 completions rank fourth on the Cardinal annual record chart.
- The first Cardinal to amass over 10,000 yards in total offense (10,387) establishing a new Stanford record and finishing sixth in Pac-12 history.
- Accounted for 3,791 total yards in 2010 and 3,667 in 2011 to earn the top two positions on the Cardinal season record list.
- Threw for over 300 yards in eight contests during his collegiate career, the fourth-best total by a Stanford passer.
- Became the first Stanford player to throw for at least four scores more than twice in a season.
- Holds the school career record for quarterbacks with 957 rushing yards. Set the season rushing record for a quarterback in 2010 with 453 yards and also ranks third on the list with 354 yards on the ground in 2009.

2011:

- Started all 13 games for the Cardinal, finishing the season having completed 288-of-404 passes (71.3 percent) for 3,517 yards and 37 touchdowns. Also added 47 carries for 150 yards and two touchdowns and one reception for 13 yards.
- Finished as the runner-up for the Heisman Trophy and was named Walter Camp Football Foundation Player of the Year, Maxwell Award Winner, Johnny Unitas Golden Arm Trophy Winner and Capital One Academic All-America of the Year by CoSIDA. Also added first-team All-America honors from *The NFL Draft Report*, American Football Coaches Association and Walter Camp.
- Earned All-Pac 12 Conference first-team accolades and was chosen as the league's Offensive Player of the Year.
- Helped guide Stanford to an 11-2 record, as the team finished seventh in the nation in scoring (43.1 ppg), eighth in total offense (489.3 ypg) and 22nd in passing (278.6 ypg).
- Produced five 300-yard passing performances and ranked first in the Pac-12 and fifth in the nation with a 169.69 pass efficiency rating.
- Set the school season-record with 37 touchdown passes, the second-highest season total by a Pac-12 player behind Matt Leinart in 2003 (38).
- Connected on 288-of-404 attempts to establish a new season-best for a pass completion percentage (71.3). The 288 completions rank second in school annals and the 404 attempts are fifth.
- Finished 10th on the Pac-12 season record list in total offense with 3,667 yards. His 3,517 yards through the air and 3,667 yards in total offense also rank second for a single-season in Stanford history.

ADMINISTRATION

COACHING
STAFFFOOTBALL
OPERATIONSFOOTBALL
STAFF

PLAYERS

2011 SEASON
IN REVIEWCOLTS
HISTORY

RECORDS

COLTS IN THE
COMMUNITY



- Had at least two touchdown passes in every game, setting a Stanford season record with four touchdowns against Duke, Washington State and Notre Dame. No other Cardinal had ever posted more than two games with four scoring strikes in a career.

2010:

- Started every game for Stanford (13) and quarterbacked the Cardinal to a school record 12 wins and a No. 4 ranking in the final Associated Press and *USA Today* Coaches' Top 25 polls.
- Finished the season completing 263-of-372 passes (70.7) for 3,338 yards and 32 touchdowns and contributed with 55 carries for 453 yards and three touchdowns.
- Was a finalist for the Heisman Trophy, Davey O'Brien National Quarterback of the Year, Maxwell Award for National Collegiate Player of the Year and Walter Camp Football Foundation National Player of the Year.
- Named the Pac-10 Conference Offensive Player of the Year and Stanford's team MVP.
- Set a then-career-high and a Stanford and Pac-10 season record for the top completion percentage in a season (70.7).
- Connected on 32 touchdown passes, to set a then school season record, breaking the previous mark of 27 held by John Elway (1980) and Steve Stenstrom (1993).
- Passing total of 3,338 yards ranked third on Stanford's all-time single-season list behind Stenstrom (3,627; 1993).
- Became just the fourth Stanford quarterback to pass for over 3,000 yards in a season, joining Stenstrom (3,627; 1993), John Elway (3,242; 1982) and Todd Husak (3,092; 1998) as a member of Stanford's 3,000-yard club.
- Established a new single-season school record with a 170.1 pass efficiency rating, leading the Pac-10 and ranking third nationally.
- Accounted for a then school record and conference-high 3,791 yards in total offense (291.6), which ranked 16th nationally.
- Under center for a Cardinal offense that scored a school record 524 points and ranked ninth nationally in points per game (40.3).
- Broke the record for rushing total in a season by a Stanford quarterback with 453 yards and three touchdowns on 55 carries (8.2 ypc).

2009:

- Began his playing career with the Cardinal starting in all 12 games as a redshirt freshman and leading the team to an 8-4 record.
- Completed 162-of-288 passes for 2,575 yards and 13 touchdowns while adding 61 carries for 354 yards and two touchdowns on the ground. Also threw for a Pac-10-low four interceptions.
- Honored as a first-team Freshman All-America selection by *The Sporting News*, *Rivals.com*, Phil Steele and *Scout.com*.
- Named an All-Pac-10 honorable mention and a first-team All-Pac-10 Academic selection. Also the winner of Stanford's Deswarte-Eller Award as the top second year player.
- Averaged 214.6 passing yards per game, which ranked fifth in the Pac-10, and finished second in the conference with an average of 244.1 yards in total offense per game. Also led the conference and ranked 21st nationally with a pass efficiency rating of 143.4.

2008:


- Redshirted as a freshman.

PERSONAL:

- Attended Stratford High School in Houston, Texas.
- Finished his prep career with 7,139 yards and 53 touchdowns on 488-of-824 passing (.592) while also adding 2,085 rushing yards in three seasons.
- As a senior, completed 196-of-338 pass attempts for 2,684 yards and 19 touchdowns and rushed for 671 yards. Earned second-team All-Texas honors for Class 5A.
- Selected as an All-America by *SuperPrep* and listed as the nation's seventh-best quarterback by the publication in 2007.
- Threw for 2,926 yards and 27 touchdowns on 176-of-257 passing and rushed for 714 yards in his junior season.
- Named the 19-5A District MVP and was a *Rivals.com* All-America pick in 2006.
- Totaled 1,529 yards and seven touchdowns through the air on 116-of-229 passing as a sophomore, adding 700 rushing yards.
- Served as the valedictorian of his high school's graduation class of 2008.
- At Stanford, carried a 3.48 cumulative grade point average as an architectural design major.
- Son of former Houston Oiler and West Virginia quarterback Oliver Luck.
- A native of Houston, Texas.

CAREER STATISTICS

Year	GP/GS	Att.	Comp.	Yards	PASSING					RUSHING				
					Pct.	Yds/Att.	TD	INT	LG	No.	Yards	Avg.	LG	TD
2011	13/13	404	288	3,517	71.3	8.7	37	10	62	47	150	3.2	17	2
2010	13/13	372	263	3,338	70.7	8.9	32	8	81	55	453	8.2	58	3
2009	12/12	288	162	2,575	56.3	8.9	13	4	63	61	354	5.8	31	2
TOTALS	38/38	1,064	713	9,430	67.0	8.8	82	22	81	163	957	5.8	58	7



COBY FLEENER

TIGHT END, 6-6 252 STANFORD
NFL EXP: ROOKIE
HOW ACQUIRED: D2 - 2012 (34TH OVERALL)
BORN: 9/20/88

80

CAREER TRANSACTIONS:

- Selected by Indianapolis in the second round (34th Overall) of the 2012 NFL Draft.

COLLEGE HIGHLIGHTS:

- Appeared in 51 games (16 starts) with the Cardinal, amassing 1,543 yards and 18 touchdowns on 96 receptions. Also contributed with three solo tackles and two blocked kicks.
- Earned first-team All-America honors from *The Sporting News*, adding second-team accolades from *Yahoo! Sports* and third-team recognition from *The NFL Draft Report* following his senior season.
- Named a first-team All-Pac 12 Conference selection in 2011 and a second-team All-Pac-10 Conference choice by the league's coaches and media in 2010.
- Recorded 10 touchdown grabs in 2011 to tie Troy Walters (1999) and Ken Margerum (1979) for third on the Cardinal season record list.
- Tied Tony Hill (1973-1976) and Vincent White (1979-1982) for fifth on the school career record list with 18 touchdown receptions.
- Set the Stanford record for highest average per reception by a tight end (19.6) as a senior, ranking fifth on the school's overall annual record chart.

2011:

- Started five of 13 contests in his final season at Stanford.
- Finished third on the team in receiving with a career-high 34 receptions for 667 yards and 10 touchdowns.
- Selected as a first-team All-America choice by *The Sporting News* and earned first-team All-Pac 12 honors. Also garnered accolades as a second-team All-America pick from *Yahoo! Sports* and third-team All-America honors from *The NFL Draft Report*.
- Received the team's Most Outstanding Senior Award.
- Set a Cardinal tight end season record with an average of 19.6 yards per catch. The average also ranks fifth in school history amongst all receivers.
- With 10 touchdown grabs, finished tied for third in school annals for most touchdown receptions in a season.
- Amassed four receptions of 50-plus yards or longer.

2010:

- Appeared in all 13 games for the Cardinal and started seven contests.
- Recorded 28 catches for 434 yards and seven touchdowns to rank third on the team in receiving.
- Named to the All-Pac-10 Conference second-team.
- Set career highs in receptions (six), receiving yards (173) and touchdowns (three) in a 40-12 victory over Virginia Tech in the Orange Bowl (1/3).

2009:

- Appeared in 13 games (four starts) and finished the season with 21 receptions for 266 yards and one touchdown.
- Collected his first career touchdown pass from Andrew Luck against Southern California (11/14).

2008:

- Appeared in 12 games as a reserve tight end.
- Produced 176 receiving yards with 13 receptions.

2007:

- Redshirted as a freshman.

ADMINISTRATION

COACHING
STAFFFOOTBALL
OPERATIONSFOOTBALL
STAFF

PLAYERS

2011 SEASON
IN REVIEWCOLTS
HISTORY

RECORDS

COLTS IN THE
COMMUNITY

**PERSONAL:**

- Attended Joliet (Ill.) Catholic Academy and was regarded as the best tight end in the state.
- Rated the state's 15th-best overall prospect and the 40th-best tight end in the nation by *Rivals.com*.
- Named all-conference, all-area, all-state and academic all-state, in addition to receiving All-East Suburban Catholic Football League accolades. Also added all-state recognition from *Tom Lemming's Prep Football Report* and All-Midwest honors from *PrepStar*.
- Finished his senior season with 34 receptions for 706 yards and eight touchdowns.
- Earned all-area honors for basketball.
- Majored in science, technology and society at Stanford.
- A native of Lemont, Ill.

CAREER STATISTICS

Year	GP/GS	No.	Yards	Avg.	LG	TD
2011	13/5	34	667	19.6	62	10
2010	13/7	28	434	15.5	58	7
2009	13/4	21	266	12.7	42	1
2008	12/0	13	176	13.5	32	0
Total	51/16	96	1,543	16.0	62	18

**DWAYNE ALLEN**

TIGHT END, 6-3 255 CLEMSON
NFL EXP: ROOKIE
HOW ACQUIRED: D3 - 2012 (64TH OVERALL)
BORN: 2/24/90

83**CAREER TRANSACTIONS:**

- Selected by Indianapolis in the third round (64th Overall) of the 2012 NFL Draft.

COLLEGE HIGHLIGHTS:

- Started 33-of-41 games at Clemson, recording 93 receptions for 1,079 yards and 12 touchdowns.
- Honored as Clemson's first recipient of the John Mackey Award, given to the nation's best tight end.
- Named All-America first-team by The Associated Press, *ESPN.com*, Phil Steele, Football Writers Association and *Sports Illustrated*, adding second-team accolades from *The NFL Draft Report* and *CBSSports.com* and honorable mention from *Pro Football Weekly*.
- Selected as a unanimous All-Atlantic Coast Conference first-team member in 2011 and second-team All-ACC in 2010.
- Collected 93 receptions over his career, tying him with John McMakin (1969-1971) for the most grabs by a tight end in Clemson history and placing him 18th in the school's overall career record book.
- Brought in 50 receptions in 2011 to break the previous school season record for tight ends, topping the previous mark of 43 catches by Michael Palmer in 2009.
- Joined John McMakin (1,255) as the only Clemson tight ends to gain over 1,000 receiving yards in a career.
- With 598 yards in 2011, broke the school season record of 507 yards by Michael Palmer in 2009 and ranked fifth on the Atlantic Coast Conference's annual record chart for tight ends.
- Set the Clemson tight end career record for touchdown receptions (12), while also breaking the mark for most touchdowns by a tight end in a season (eight) in 2011.

2011:

- Started all 14 games for the Tigers, helping lead the school to a mark of 10-4 and an ACC Championship.
- Finished third on the team with a school tight end season record of 50 receptions. His 598 yards gained and eight touchdowns also set school records for a tight end.
- Recipient of the John Mackey Award and named an All-America first-team choice by The Associated Press, *ESPN.com*, Phil Steele, Football Writers Association and *Sports Illustrated*. Also earned second-team accolades from *The NFL Draft Report* and *CBSSports.com* and honorable mention from *Pro Football Weekly*.
- Recorded seven receptions of 20 yards or longer.
- In the ACC Championship Game against Virginia Tech (12/3), tallied two receptions for 32 yards and two touchdowns and was named national Tight End of the Week by College Football Performance Awards.

**2010:**

- Started 13 games at tight end and compiled 33 receptions for 373 yards and one touchdown.
- One of 22 midseason candidates for the John Mackey Award and was named second-team All-ACC.
- Ranked third on the squad in receptions and was the recipient of the Tigers' Solid Rock Award.
- Recorded the most receptions by a tight end (33) as a sophomore in Clemson history.

2009:

- Appeared in all 14 games, starting six contests.
- Accumulated 10 receptions for 108 yards and three touchdowns.

2008:


- Redshirted as a freshman.

PERSONAL:

- Attended Terry Sanford High School in Fayetteville, N.C.
- Regarded as the third-best tight end in the nation and the 83rd-best overall prospect by *ESPN*.
- A four-star prospect, *Rivals.com* had him placed third among all tight ends in the prep ranks.
- Finished his career with 68 receptions for 1,257 yards (18.5 ypc).
- Made 25 catches for 551 yards as a junior, adding 27 catches for 291 yards as a senior, earning All-Two Rivers Conference honors for each campaign.
- Lettered in basketball and earned team Most Improved Player honors as a senior.
- Majored in biological/health sciences at Clemson.
- A native of Fayetteville, N.C.

CAREER STATISTICS

Year	GP/GS	No.	Yards	Avg.	LG	TD
2011	14/14	50	598	11.9	54	8
2010	13/13	33	373	11.3	47	1
2009	14/6	10	108	10.8	17	3
Total	41/33	93	1,079	11.6	54	12

**T.Y. HILTON**

WIDE RECEIVER, 5-9 183 FLORIDA INTERNATIONAL
NFL EXP: ROOKIE
HOW ACQUIRED: D3 - 2012 (92ND OVERALL)
BORN: 11/14/89

13**CAREER TRANSACTIONS:**

- Selected by the Colts in the third round of the 2012 NFL Draft (92nd Overall).

COLLEGE HIGHLIGHTS:

- Started 37-of-50 games at Florida International, where he holds school career records for receptions (229), receiving yards (3,351) and touchdowns (24). Also contributed with 498 rushing yards and seven scores on 69 carries and completed two passes for 38 yards and a touchdown.
- Named a third-team All-America selection as an all-purpose back by *The NFL Draft Report*, adding honorable mention honors from *Sports Illustrated* in 2011.
- Awarded Sun Belt Conference Player of the Year in 2010 and earned All-Sun Belt Conference first-team accolades in 2010 and 2011.
- Garnered Sun Belt Conference Freshman of the Year accolades from *The Sporting News* and *Rivals.com*, and named the Freshman of the Year by the Sun Belt Conference and All-Sun Belt Conference first-team as a kick return specialist and all-purpose player.
- Selected to the Freshman All-America team as a punt return specialist by the Football Writers Association of America and Freshman All-America kick returner by *The Sporting News*. Also received honorable mention All-America accolades from *Sports Illustrated*.

ADMINISTRATION

COACHING
STAFFFOOTBALL
OPERATIONSFOOTBALL
STAFF

PLAYERS

2011 SEASON
IN REVIEWCOLTS
HISTORY

RECORDS

COLTS IN THE
COMMUNITY



- Returned 49 punts for 614 yards and two touchdowns, as all three marks set school career records. His 97-yard scoring punt return against Florida Atlantic (11/12/11) set the FIU record and ranked as the second-longest in Sun Belt Conference history.
- Returned 105 kickoffs for 2,855 yards and four touchdowns, setting the school and Sun Belt career record for scoring returns and total runbacks.
- Holds the FIU and conference all-time records, in addition to ranking fifth in NCAA FBS history with 7,498 all-purpose yards (149.96 avg. per game).
- Found the end zone 37 times to set a school career record for touchdowns, while his 224 points rank second in school annals.
- Finished 10th among active NCAA Football Bowl Subdivision performers for receptions (229), sixth for receiving yards (3,351) and 14th for touchdown receptions (24).
- Established Sun Belt Conference all-time records for receiving yards (3,351) and touchdown grabs (24), while his receptions (229) rank second in league annals.
- Set FIU season records with 72 receptions for 1,038 yards in 2011.
- Returned 36 kickoffs as a freshman to set the school season record while his 841 yards on those runbacks rank second in single-season annals.

2011:

- Started in 12-of-13 appearances and recorded 72 receptions for 1,038 yards and seven touchdowns while also rushing for 124 yards and one touchdown on 19 carries.
- Returned 18 kickoffs for 548 yards and eight punts for 186 yards and one touchdown.
- Honored as an All-America third-team selection by *The NFL Draft Report* and added honorable mention honors from *Sports Illustrated*. Also earned All-Sun Belt Conference first-team accolades.
- Led the team in receiving for the fourth consecutive season, catching a school season record 72 receptions and breaking his own 2008 season record for receiving yards (1,038).
- Named the Walter Camp National Player of the Week after his performance against Louisville. Also chosen as the Sun Belt Conference Offensive Player of the Week twice and Special Teams Player of the Week once.

2010:

- Appeared in all 13 games (12 starts) as a slot receiver, leading the team in receiving.
- Amassed 848 receiving yards and five touchdowns on 59 receptions, 282 rushing yards and four touchdowns on 30 carries and returned 29 kicks for 833 yards and two touchdowns and 20 punts for 126 yards.
- Named the Sun Belt Conference Player of the Year, earning first-team all-league honors as a receiver and kick returner and second-team accolades as an all-purpose player.
- Broke the school record for career touchdowns with 26.
- Became only the third Golden Panther ever to eclipse the 2,000 receiving yard mark.
- Awarded Sun Belt Conference Offensive and Special Teams Player of the Week accolades after totaling 291 all-purpose yards and scoring four touchdowns vs. Louisiana-Monroe (11/6), as he scored in three different ways, rushing for a score, catching two touchdown passes and returning a kickoff for a score.
- Named the Little Caesars Pizza Bowl Most Valuable Player after racking up 210 all-purpose yards, including an 89-yard kickoff return for touchdown, a touchdown reception and the game-saving first-down reception on a "Hook & Ladder" play that kept FIU's game winning drive alive.

2009:

- Started in eight-of-12 games as a sophomore and amassed 57 receptions for 632 yards and five touchdowns and six carries for 49 yards. Also returned 22 kickoffs for a team-best 633 yards and an average of 28.7 yards, the highest in FIU history.
- Recorded the third-highest reception total in school history (57) and moved into fourth place on the career receiving yards list (1,645) and fifth place in career receptions (98).
- Moved into second place on FIU's career kickoff return yardage list with 1,474 yards.
- Tied a school record and set a career-best with 11 catches vs. Louisiana-Monroe (10/3), accumulating 117 yards and one touchdown.

2008:

- Appeared in 12 games (five starts) for the Golden Panthers, setting a then school season record for receiving yards (1,013). His average yards per reception (24.7) and all-purpose yards (2,162) are still FIU annual records.
- Began his collegiate career with 41 receptions for 1,013 yards and seven touchdowns. Also contributing in the return game with 841 yards and one touchdown on 36 kickoff returns and 26 yards and one touchdown on 18 punt returns.
- Named to the Freshman All-America team as a punt return specialist by the Football Writers Association of America. Also selected as a Freshman All-America kick returner by *The Sporting News* and was an honorable mention Freshman All-America choice by *Scout.com*.



- Received honorable mention All-America honors from *Sports Illustrated* for all-purpose players and was selected Sun Belt Conference Freshman of the Year by *The Sporting News* and *Rivals.com*.
- Earned accolades from the Sun Belt Conference as the Freshman of the Year and first-team honors as a kick return specialist and all-purpose player.
- Ranked third in the nation in all-purpose yards per game with 180.3 and ninth in punt return yards per game.

PERSONAL:


- Attended Miami Springs (Fla.) High School.
- Named the Dade County Athlete of the Year and added *Miami Herald* first-team All-Dade honors in football as a senior and in basketball as a junior.
- Garnered 6A second-team all-state honors from the Florida Sports Writers Association in 2007.
- As a senior, caught 42 passes for 785 yards and 16 touchdowns. Also scored four times on kick returns.
- Played wide receiver and defensive back as a sophomore, accumulating eight interceptions and 650 receiving yards.
- Majored in sports broadcasting at Florida International.
- A native of Miami Springs, Fla.

CAREER STATISTICS

Year	GP/GS	RECEIVING					RUSHING				
		No.	Yards	Avg.	LG	TD	No.	Yards	Avg.	LG	TD
2011	13/12	72	1,038	14.4	83	7	19	124	6.5	31	1
2010	13/12	59	848	14.4	67	5	30	282	9.4	80	4
2009	12/8	57	632	11.1	43	5	6	49	8.2	16	0
2008	12/5	41	1,013	24.7	84	7	14	43	3.1	8	2
Total	50/37	229	3,531	15.4	84	24	69	498	7.2	80	7

CAREER RETURN STATISTICS

Year	GP/GS	PR	FC	Yards	Avg.	LG	TD	KR	Yards	Avg.	LG	TD
2011	13/12	8	4	186	23.3	97	1	18	548	30.4	90	0
2010	13/12	20	3	126	6.3	27	0	29	833	28.7	96	2
2009	12/8	3	8	36	12.0	31	0	22	633	28.8	95	1
2008	12/5	18	15	266	14.8	74	1	36	841	23.4	77	1
Total	50/37	49	30	614	12.5	97	2	105	2,855	27.2	96	4

**JOSH CHAPMAN**

NOSE TACKLE, 6-0 316 ALABAMA

NFL EXP: ROOKIE

HOW ACQUIRED: D5 - 2012 (136TH OVERALL)

BORN: 6/10/90

61**CAREER TRANSACTIONS:**

- Selected by Indianapolis in the fifth round (136th Overall) of the 2012 NFL Draft.

COLLEGE HIGHLIGHTS:

- Produced 88 tackles (44 solo), 2.5 sacks, 13.5 tackles for loss and four passes defended during his 54-game collegiate career at Alabama.
- Part of two Crimson Tide National Championship teams in 2009 and 2011.
- Was part of a defensive unit that led the nation in rush defense (72.2 ypg.), total defense (183.6 ypg.) and scoring defense (8.2 ppg.) as a senior.
- Earned All-America honorable mention honors from *Pro Football Weekly*, adding All-SEC second-team accolades from the league's coaches and Associated Press in 2012.

2011:

- Started 11-of-12 games and finished the season with 23 tackles (10 solo), one sack, 3.5 tackles for loss and two passes defended en route to All-America and All-SEC honors.
- Played with a knee injury throughout most of the season, helping the Crimson Tide win their second national championship in three years.
- Part of a defensive unit that led the nation in rush defense (72.2 ypg.).

**2010:**

- Started 12-of-13 contests and totaled 31 tackles (18 solo), one sack, 3.5 tackles for loss and two passes defended.
- Part of a defensive line that ranked first in the SEC and fifth in the nation in total defense (286.4 ypg.).
- Assisted the Crimson Tide defense in ranking 10th in the country in rushing yards allowed (110.2 ypg.).
- Named one of the Defensive Players of the Week by the Alabama coaching staff after logging a career-high five tackles, one tackle for loss and one pass defended against South Carolina.

2009:

- Competed in 13 games and finished the season with 17 tackles (six solo), 0.5 sacks and 2.5 tackles for loss.
- Part of a defensive unit that ranked second in the country while leading the SEC in total defense (244.1 ypg.), rush defense (78.1 ypg.), scoring defense (11.7 ppg.) and pass efficiency defense (87.7 rating).

2008:

- Played in 13 games as a sophomore, starting in two contests against Tennessee and Arkansas State.
- Totaled 16 tackles (nine solo) and four tackles for loss.
- Part of an Alabama defense that finished second in the nation in rush defense (74.1 ypg.), tied for third in total defense (263.5 ypg.) and seventh in scoring defense (14.3 ppg.).

2007:

- Saw action in three games and totaled one solo tackle in the season opener vs. Western Carolina.
- Missed 10 games due to a shoulder injury.
- Won the 2008 Ozzie Newsome Most Improved Freshman Award following spring practice.

PERSONAL:

- Attended Hoover (Ala.) High School and was rated as the 12th-best prospect in the state by *Rivals.com*.
- As a junior, produced 65 tackles and 6.0 sacks.
- Helped his school to a 13-2 record in 2006 as Hoover ranked second in the state.
- A native of Hoover, Ala.

CAREER STATISTICS

Year	GP/GS	Solo	Asst.	Total	Sacks	PD	FF	FR	INT	Yards	Avg.	LG	TD
2011	12/11	10	13	23	1.0	2	0	0	0	0	0.0	0	0
2010	13/12	18	13	31	1.0	2	0	0	0	0	0.0	0	0
2009	13/0	6	11	17	0.5	0	0	0	0	0	0.0	0	0
2008	13/2	9	7	16	0.0	0	0	0	0	0	0.0	0	0
2007	3/0	1	0	1	0.0	0	0	0	0	0	0.0	0	0
Total	54/25	44	44	88	2.5	4	0	0	0	0	0.0	0	0

**VICK BALLARD**

RUNNING BACK, 5-10 217 MISSISSIPPI STATE
NFL EXP: ROOKIE
HOW ACQUIRED: D5 - 2012 (170TH OVERALL)
BORN: 7/16/90

33**CAREER TRANSACTIONS:**

- Selected by Indianapolis in the fifth round (170th Overall) of the 2012 NFL Draft.

COLLEGE HIGHLIGHTS:

- Started 23-of-25 games at Mississippi State, totaling 379 rushes for 2,157 yards (5.6 ypc.) and 29 touchdowns while adding 30 catches for 293 yards and two scores.
- Registered 2,450 all-purpose yards with an average of 98.0 yards per game.
- Prior to his arrival at MSU, performed in 23 games for Mississippi Gulf Coast College, where he racked up 2,283 yards and 34 touchdowns on 381 carries.
- His collegiate totals included 760 carries for 4,440 yards (5.8 ypc.) with 65 touchdowns and 35 receptions for 334 yards and four scores.
- His 186 points scored at Mississippi State is good for fifth on the school's all-time records list while his 2,157 rushing yards rank 10th in school annals.

**2011:**

- Started all 13 games and totaled 193 rushes for 1,189 yards (6.2 avg.) and 10 touchdowns. Also added 20 receptions for 187 yards and one score.
- Was selected as an All-SEC second-team choice.
- His 1,189 total rushing yards rank fourth on the MSU season record list behind Anthony Dixon (1,391 in 2009), James Johnson (1,383 in 1998) and Wayne Jones (1,193 in 1973).
- Compiled six 100-yard rushing contests, which ranks sixth on the school's annual record list.
- Earned SEC Offensive Player of the Week honors after rushing for 166 yards and three touchdowns on 10 carries in the season-opening win at Memphis.
- Was named the MVP of the 2011 Franklin American Mortgage Music City Bowl after rushing for a career-best 183 yards while adding two touchdowns against Wake Forest.

2010:

- In 12 games (10 starts), contributed with 186 rushes for 968 yards (5.2 avg.) and 19 touchdowns while adding 10 receptions for 106 yards and one score.
- His 19 rushing touchdowns broke the previous school record of 16, previously held by Jackie Parker in 1952.
- Led the Southeastern Conference while ranking sixth in the nation with 120 points scored.
- Ranked sixth in the conference with an average of 80.6 yards per game on the ground.
- Opened the season with 12 total touchdowns in the first six games.
- Had a breakout game with eight carries for 119 yards and three touchdowns vs. Alcorn State.

2009:

- Started all 12 games at Mississippi Gulf Coast Community College and finished the season with 297 carries for 1,728 yards (5.8 avg.) and 22 touchdowns. Also added three receptions for 16 yards.
- Named a first-team All-America selection by the National Junior College Athletic Association and earned Mississippi Association of Community & Junior College South All-State first-team accolades. Also selected as the MACJC's Most Valuable Running Back.
- Totaled a school record 132 points.
- Finished the season ranked fourth nationally with a 144.0 yards per game rushing average.
- Ran for over 100 yards in seven contests.
- Opened the season with 263 yards and two touchdowns on 36 carries vs. Northwest Mississippi.
- Powered his way for 253 yards and two touchdowns against Pearl River.

2008:

- Appeared in 11 games (eight starts) and totaled 84 rushes for 555 yards and 12 touchdowns while contributing with two receptions for 24 yards and two scores.
- Contributed with his first collegiate 100-yard performance with 116 yards vs. East Mississippi.
- Ran for three touchdowns on 12 attempts while gaining 84 yards against Hinds.

PERSONAL:

- Attended Pascagoula (Miss.) High School.
- Totaled 17 touchdowns while rushing for 940 yards and compiling 522 receiving yards as a senior.
- Played in the Max Emfinger All-America Game.
- A native of Pascagoula, Miss.

CAREER STATISTICS

Year	GP/GS	No.	RUSHING					RECEIVING				
			Yards	Avg.	LG	TD	No.	Yards	Avg.	LG	TD	
2011	13/13	193	1,189	6.1	72	10	20	187	9.3	18	1	
2010	12/10	186	968	5.2	75	19	10	106	10.6	22	1	
Total (MSU)	25/23	379	2,157	5.6	75	29	30	293	9.7	22	2	
2009	12/12	297	1,728	5.8	62	22	3	16	5.3	9	0	
2008	11/8	84	555	6.6	42	12	2	25	12.5	15	2	
Total (MGCC)	23/20	381	2,283	5.9	62	34	5	41	8.2	15	2	
Total	48/43	760	4,440	5.8	75	63	35	334	9.5	22	4	

ADMINISTRATION

COACHING
STAFFFOOTBALL
OPERATIONSFOOTBALL
STAFF

PLAYERS

2011 SEASON
IN REVIEWCOLTS
HISTORY

RECORDS

COLTS IN THE
COMMUNITY



LAVON BRAZILL

WIDE RECEIVER, 5-11 191 OHIO
NFL EXP: ROOKIE
HOW ACQUIRED: DG - 2012 (206TH OVERALL)
BORN: 3/15/89

15

ADMINISTRATION

COACHING STAFF

FOOTBALL OPERATIONS

FOOTBALL STAFF

PLAYERS

2011 SEASON IN REVIEW

COLTS HISTORY

RECORDS

COLTS IN THE COMMUNITY

CAREER TRANSACTIONS:

- Selected by Indianapolis in the sixth round (206th Overall) of the 2012 NFL Draft.

COLLEGE HIGHLIGHTS:

- Appeared in 41 games at Ohio, finishing his career with 187 receptions for 2,515 yards and 18 touchdowns and 31 carries for 239 yards and one touchdown.
- Earned All-MAC second-team, Phil Steele All-MAC second-team and *Collegesportsmadness.com* All-MAC second-team honors in 2011 after setting single-season school records with 1,146 receiving yards and 11 touchdowns.
- Named a second-team All-America choice by *The Sporting News*, a fourth-team All-America selection by Phil Steele and an honorable mention All-America choice by *Sports Illustrated* in 2010. Also earned accolades as both a wide receiver and punt return specialist as a second-team All-MAC selection.
- Left Ohio as the career leader in pass receptions (187), receiving yards (2,515) and punt return touchdowns (four).
- Averaged 3.2 receptions per game over his career, the fourth-highest mark in Ohio annals.

2011:

- Appeared in all 14 games (10 starts) for the Bobcats, amassing 1,150 yards and 11 touchdowns on 72 receptions. Also added five carries for 73 yards and a touchdown and 24 punt returns for 141 yards.
- Named to the All-MAC second-team by the Mid-American Conference, Phil Steele and *Collegesportsmadness.com*.
- Set single-season Ohio records for receiving yards (1,146) and touchdowns (11).
- Became the Bobcats' career-leader in pass receptions vs. Ball State (10/15), finishing the day with eight catches for 157 yards and two touchdowns.
- Caught three passes for 34 yards vs. Miami (11/22) to become the career record holder in receiving yards.
- Named the Most Valuable Player of the Famous Idaho Potato Bowl against Utah State (12/17) with eight receptions for 108 yards and one touchdown.

2010:

- Started the first three games of the season before undergoing season-ending surgery.
- Tabbed as a preseason All-America choice by *The Sporting News*, Phil Steele, *NationalChamps.net* and Consensus Draft Services.
- Finished the season with 12 receptions for 78 yards and three carries for five yards.

2009:

- Started in 12-of-13 games and recorded 53 receptions for 702 yards and six touchdowns while adding 14 carries for 86 yards.
- Returned 26 punts for 350 yards and three touchdowns and was the only FBS student-athlete to return three punts for touchdowns. His average of 13.5 yards per punt return also ranked as the 12th-highest in the nation and second in the MAC.
- Named as a second-team All-America selection from *The Sporting News*, fourth-team All-America by Phil Steele and honorable mention All-America honors from *SI.com*.
- Received second-team All-MAC accolades as both a wide receiver and punt return specialist.
- Ranked fifth in school history with 53 receptions for the season and pulled in six receiving touchdowns, the sixth-highest mark for a season.

2008:

- Started all 12 games, catching 34 passes for 384 yards and one touchdown to go along with nine carries for 75 yards.
- Registered 11 punt returns for 181 yards and one touchdown.

2007:

- Played in seven games (two starts) for Ohio and recorded 201 receiving yards and 16 receptions.

**PERSONAL:**


- Attended Lake Worth (Fla.) High School and lettered once in football.
- Finished the 2006 season with 615 yards and eight touchdowns on 23 receptions. Also played defense, recording 44 tackles and three interceptions.
- Named an All-Palm Beach County selection and earned first-team all-conference honors. Also awarded team MVP.
- Majored in recreation management at Ohio.
- Native of Lantana, Fla.

CAREER STATISTICS

Year	GP/GS	No.	RECEIVING				RUSHING				
			Yards	Avg.	LG	TD	No.	Yards	Avg.	LG	TD
2011	14/10	72	1,150	16.0	78t	11	5	73	14.6	67t	1
2010	3/3	12	78	6.5	13	0	3	5	1.7	6	0
2009	13/12	53	702	13.2	65t	6	14	86	6.1	20	0
2008	12/12	34	384	11.3	41	1	9	75	8.3	24	0
2007	7/2	16	201	12.6	25	0	0	0	0.0	0	0
Total	48/40	187	2,515	13.4	78t	18	31	239	7.7	67t	1

CAREER RETURN STATISTICS

Year	GP/GS	PR	FC	Yards	Avg.	LG	TD	KR	Yards	Avg.	LG	TD
2011	14/10	34	9	137	4.0	37	0	2	40	20.0	26	0
2010	3/3	1	0	0	0.0	0	0	0	0	0.0	0	0
2009	13/12	33	6	350	10.6	91	3	0	0	0.0	0	0
2008	12/12	14	2	180	12.9	66	1	0	0	0.0	0	0
2007	7/2	0	0	0	0.0	0	0	0	0	0.0	0	0
Total	48/40	82	17	667	8.1	91t	4	2	40	20.0	26	0

**JUSTIN ANDERSON**

OFFENSIVE GUARD, 6-5 342 GEORGIA
NFL EXP: ROOKIE
HOW ACQUIRED: D7 - 2012 (208TH OVERALL)
BORN: 4/15/88

79**CAREER TRANSACTIONS:**

- Selected by the Colts in the seventh round of the 2012 NFL Draft (208th Overall).

COLLEGE HIGHLIGHTS:

- Started in 26-of-40 games at Georgia.
- Named Freshman All-SEC by the league's coaches and to Phil Steele's All-Freshman second-team in 2008. Also earned recognition for Freshman Honorable Mention Team honors by *CollegeFootballNews.com*.
- Received one of the team's Most Improved Player Awards on offense in 2011.

2011:

- Started all 14 games for the Bulldogs, helping lead the school to a mark of 10-4 and berths in the SEC Championship Game and Outback Bowl.
- Moved back to the offensive line in the spring after being moved to defensive line in 2010.
- Garnered one of Georgia's Most Improved Player Awards on offense.
- Granted the Tommy Lyons Football Scholarship.

2010:

- Appeared in one game before undergoing season-ending surgery for turf toe.
- Moved to the defensive line, but missed most of spring drills due to injury.

2009:

- Appeared in all 13 games (five starts) for Georgia.
- Named to the Athletic Director's Honor Roll for the summer semester.

ADMINISTRATION

COACHING
STAFFFOOTBALL
OPERATIONSFOOTBALL
STAFF

PLAYERS

2011 SEASON
IN REVIEWCOLTS
HISTORY

RECORDS

COLTS IN THE
COMMUNITY

**2008:**

- Started in seven-of-12 appearances, making his first career start at right tackle in a 27-10 victory at No. 24 Arizona State (9/20).
- Received his first collegiate action in a victory (45-21) against Georgia Southern (8/30).
- Named to Phil Steele's All-Freshman second-team and to *CollegeFootballNews.com's* Freshman Honorable Mention team.
- Selected as a Freshman All-Southeastern Conference by the league's coaches.

2007:


- Redshirted as a freshman.

PERSONAL:

- Attended Irwin County High School in Ocilla, Ga., and Hargrave Military Academy.
- Earned *USA Today* All-USA first-team Offense and Pre-Season Super 25 honors.
- Named to the *SuperPrep* All-America and EA Sports second-team All-America squads. Also garnered honors as an *Atlanta Journal-Constitution* Super 11 and Super Southern 100 selection.
- A three-time first-team Class AA all-state choice by the Georgia Sports Writers Association and a 2005 all-state selection by the *Atlanta Journal-Constitution*.
- Invited to play in the U.S. Army All-America Game.
- Participated in basketball and track until his senior year.
- Majored in housing at Georgia.
- Native of Ocilla, Ga.

CAREER STATISTICS

Year	GP/GS
2011	14/14
2010	1/0
2009	13/5
2008	12/7
2007	0/0
Total	40/26

**TIM FUGGER**

OUTSIDE LINEBACKER, 6-4 250 VANDERBILT
NFL EXP: ROOKIE
HOW ACQUIRED: D7 - 2012 (214TH OVERALL)
BORN: 7/1/89

58**CAREER TRANSACTIONS:**

- Selected by Indianapolis in the seventh round (214th Overall) of the 2012 NFL Draft.

COLLEGE HIGHLIGHTS:

- Started in 31-of-47 games for Vanderbilt, recording 90 tackles (53 solo), 14.0 sacks, eight forced fumbles, two fumble recoveries, five passes defensed and one interception.
- Named second-team All-Southeastern Conference in the coaches' postseason ballot and All-SEC honorable mention by The Associated Press in 2011.

2011:

- Started all 13 games at defensive end, posting career highs in tackles (33) and sacks (8.0). Also contributed with a team-high three forced fumbles, which ranked tied for seventh in the SEC.
- As a redshirt senior, ranked in the top 10 for defensive ends in quarterback sacks (7.5) and tackles for loss (13.5) in the SEC.
- Finished the season by earning second-team All-SEC Conference accolades from the coaches and honorable mention All-SEC by The Associated Press.

2010:

- Started in 10-of-12 contests for the Commodores and had 22 tackles (13 solo) with 4.0 sacks, six tackles for loss and four forced fumbles.
- Ranked among SEC and NCAA leaders in forced fumbles (four).



2009:

- Appeared in all 12 games (eight starts) at defensive end.
- Finished the season with 21 tackles, 2.0 sacks, three tackles for loss, one fumble recovery and one interception.

2008:

- Appeared in nine games and totaled 14 tackles and one forced fumble.

2007:


- Redshirted as a freshman.
- Began the preseason as a tight end, but moved to defensive end just before the opening of the season.

PERSONAL:

- Transferred to Montini High School in Lombard, Ill., after his sophomore year of high school.
- Started at tight end and defensive end as a senior and helped the Broncos to their 14th consecutive 5A playoff berth.
- Named All-Suburban Catholic Conference as a tight end, finishing the season with 14 catches for 267 yards and two touchdowns. Also added 61 tackles and 4.0 sacks as a defensive end.
- Earned varsity letters in basketball and track and field.
- Majored in human and organizational development at Vanderbilt University's Peabody College.
- Born in San Diego, Calif.

CAREER STATISTICS

Year	GP/GS	Solo	Asst.	Total	Sacks	PD	FF	FR	INT	Yards	Avg.	LG	TD
2011	13/13	21	12	33	8.0	4	3	1	0	0	0.0	0	0
2010	12/10	13	9	22	4.0	1	4	0	0	0	0.0	0	0
2009	12/8	11	10	21	2.0	0	0	1	1	0	0.0	0	0
2008	9/0	8	6	14	0.0	0	1	0	0	0	0.0	0	0
2007	1/0	0	0	0	0.0	0	0	0	0	0	0.0	0	0
Total	47/31	53	37	90	14.0	5	8	2	1	0	0.0	0	0



CHANDLER HARNISH

QUARTERBACK, 6-2 220 NORTHERN ILLINOIS
NFL EXP: ROOKIE
HOW ACQUIRED: D7 - 2012 (253RD OVERALL)
BORN: 7/28/88

8

CAREER TRANSACTIONS:

- Selected by the Colts in the seventh round (253rd Overall) of the 2012 NFL Draft.

COLLEGE HIGHLIGHTS:

- Started 45-of-47 games in four seasons with the Huskies, throwing for 8,944 yards on 687-of-1,110 passing with 26 interceptions and 68 touchdown passes. Also added 538 carries for 2,983 yards and 24 touchdowns.
- Earned the Vern Smith Leadership Award as MAC MVP from league coaches and was also named the MAC Offensive Player of the Year in 2011. Added *Sports Illustrated* honorable mention All-America accolades and was a semifinalist for the Walter Camp Player of the Year Trophy.
- Named a two-time first-team All-MAC selection in 2010 and 2011 and garnered Academic All-MAC honors on three occasions.
- First quarterback to lead NIU to four straight bowl games. Finished with a 2-2 bowl record with victories in the Humanitarian Bowl (2010) and GoDaddy.com Bowl (2011).
- Compiled 11,927 yards of total offense to rank third all-time in Mid-American Conference annals.

2011:

- Started all 14 games and finished the season having completed 237-of-384 passes for 3,216 passing yards and 28 touchdowns. Also rushed for 1,379 yards and 11 touchdowns on 194 carries.
- Honored with the Vern Smith Leadership Award as the MAC MVP and garnered MAC Offensive Player of the Year accolades. Added Academic All-MAC honors and was named a first-team All-MAC selection.

ADMINISTRATION

COACHING STAFF

FOOTBALL OPERATIONS

FOOTBALL STAFF

PLAYERS

2011 SEASON IN REVIEW

COLTS HISTORY

RECORDS

COLTS IN THE COMMUNITY



- Selected by *Sports Illustrated* as an honorable mention All-America choice and by the Columbus Touchdown Club as the 2011 Male Athlete of the Year.
- Finalist for the Danny Wuerffel Trophy and semifinalist for the Walter Camp Player of the Year Trophy.
- Presented as one of 16 National Football Foundation Scholar-Athletes in New York City.
- Ranked ninth in the nation in total offense (328.2 per game) and was only the fourth FBS player all-time to pass for 3,000 yards and rush for 1,000 in a season.
- Set a career-high and school record with 39 touchdowns (28 passing and 11 rushing).
- Accumulated a school record and career-high 519 yards of total offense against Ball State (11/15) with 338 yards passing and 181 yards rushing.
- Became the 10th player in NCAA FBS history to rush and pass for 200 yards in a game against Western Michigan (10/15).
- Talled 305 total yards of offense against Cal Poly (9/24) and broke George Bork's 48-year-old record for total touchdowns with three (two passing and one rushing).

2010:

- Started 13-of-14 games at quarterback, missing the first game of the season after coming back from an offseason knee injury.
- Threw for 2,530 yards, 21 touchdowns and five interceptions on 189-of-292 passing and accumulated 137 rushing attempts for 836 yards and seven touchdowns.
- Led Northern Illinois to an undefeated MAC regular season and a school record 11 wins.
- Became the first NIU quarterback to be named first-team All-MAC, leading the Mid-American Conference in passing efficiency (157.8) and finishing third in total offense per game (258.9).
- Named school's co-Offensive MVP and overall MVP by coaches and teammates.
- Set a then Huskies' record for yards of total offense in a season with 3,366, breaking the previous mark held for 47 years.
- Against Fresno State in the Humanitarian Bowl (12/18), amassed 300 yards and one touchdown through the air and rushed for 72 yards and two touchdowns. Awarded MVP of the contest and also earned the bowl game's Humanitarian Award during the week for his community service efforts.
- Rushed for 178 yards in his first game of the season against North Dakota (9/11), which was the most by an NIU quarterback since October 6, 1990.

2009:

- Started in 10 games, missing three with a knee injury.
- Completed 143-of-223 passes for 1,670 yards, 11 touchdowns and six interceptions. Also added 89 carries for 229 yards and two touchdowns.
- Ranked second in the MAC in passing efficiency (137.9) and led NIU in total offense, averaging 189.9 yards per game.

2008:

- Started nine-of-10 games for NIU and threw for 1,528 yards, eight touchdowns and nine interceptions on 118-of-211 passing and carried the ball 118 times for 539 yards and four touchdowns.
- Collected Academic All-MAC honors.
- Led the team in total offense with an average of 206.7 yards per game and set the NIU record for total offense by a freshman with 2,067 yards.
- Ranked 10th in the Mid-American Conference in rushing yards (539) while leading the Huskies.
- Received the Shea Fitzgerald Memorial Award, honoring the team offensive MVP, and also earned the team award for Offensive Back of the Year.
- Named MAC West Offensive Player of the Week and MAC Scholar-Athlete of the Week for his performance against Minnesota (8/30). Completed 17-of-29 attempts for two touchdowns and a then-career-high 326 yards. His 91-yard touchdown completion to Nate Palmer was the longest play of the year for the team, the longest completion of his career and fifth-longest play in NIU history.

2007:

- Redshirted as a freshman.

PERSONAL:

- Attended Norwell High School in Ossian, Ind.
- Finished his high school career passing for 4,760 yards and 48 touchdowns and rushing for 2,343 yards and 35 touchdowns on 354 carries. Also played safety and amassed 129 tackles, seven fumble recoveries, five interceptions and 13 passes defended.
- Holds Norwell records for career passing touchdowns (48), passing yards (4,760), completions (300) and attempts (565). Also holds the record for all-purpose yards (7,103).



- Named an all-state honoree as a senior after earning honorable mention accolades his junior year.
- Earned the Northeast Hoosier Conference Player of the Year award in 2005 and was selected to the first-team all-conference and all-area squads as a junior and senior.
- Honored as the *Ft. Wayne News-Sentinel* Athlete of the Year as a senior and participated in the Indiana North/South All-Star game.
- Received four varsity letters in football and basketball.
- Placed sixth in the discus at the Indiana State Championships as a junior and was a conference, sectional and regional discus champion.
- Majored in business management at Northern Illinois and is pursuing a master's degree in business.
- A native of Bluffton, Ind.

CAREER STATISTICS

Year	GP/GS	Att.	Comp.	Yards	PASSING				RUSHING						
					Pct.	Yds/Att.	TD	INT	LG	No.	Yards	Avg.	LG	TD	
2011	14/14	384	237	3,216	61.7	8.4	28	6	79t	194	1,379	7.1	68t	11	
2010	13/13	292	189	2,530	64.7	8.7	21	5	69t	137	836	6.1	69	7	
2009	10/10	223	143	1,670	64.1	7.5	11	6	45	89	229	2.6	29	2	
2008	10/9	211	118	1,528	55.9	7.2	8	9	91t	118	539	4.6	32	4	
TOTALS	47/46	1,110	687	8,944	61.9	8.1	68	26	91t	538	2,983	5.5	69	24	

ADMINISTRATION

COACHING STAFF

FOOTBALL OPERATIONS

FOOTBALL STAFF

PLAYERS

2011 SEASON IN REVIEW

COLTS HISTORY

RECORDS

COLTS IN THE COMMUNITY



2012 UNDRAFTED FREE AGENTS

**JAMES AIONO**

DEFENSIVE END, 6-3 305 UTAH
NFL EXP: ROOKIE
HOW ACQUIRED: FA - 2012
BORN: 1/23/89

68**CAREER TRANSACTIONS:**

- Signed by the Colts as an undrafted free agent on April 30, 2012.

COLLEGE:

- Spent two seasons at Utah following a stint at Snow Junior College.
- As a defensive end with the Utes, compiled 12 tackles and 0.5 sacks.
- At Snow, was a 2008 first-team junior college All-America selection and was rated as the No. 1 recruit in the nation by *Rivals.com*.
- Was also the Western States Football League 2008 Defensive MVP and first-team all-conference defensive lineman.
- Assisted Snow College to the WSFL title in both seasons with the team.

PERSONAL:

- Attended Murray (Utah) High School.
- Won four letters in football.
- Rated as the fourth-best prospect in the state by *Scout.com* following his senior season.
- Pronounced: eye-oh-no.
- Born in Anaheim, Calif.

**CHIGBO ANUNOBY**

DEFENSIVE TACKLE, 6-4 324 MOREHOUSE
NFL EXP: ROOKIE
HOW ACQUIRED: FA - 2012
BORN: 1/4/89

78**CAREER TRANSACTIONS:**


- Signed by the Colts as an undrafted free agent on April 30, 2012.

COLLEGE:

- Totaled 49 tackles (26 solo), a team-leading 14.0 tackles for loss, 3.5 sacks, three forced fumbles and one fumble recovery as a defensive tackle last season for Morehouse College. In two seasons, saw action in 21 games and recorded 93 tackles, 19.0 tackles for loss, 4.5 sacks, six forced fumbles and six fumble recoveries.
- In 2011, was named a first-team All-SIAC choice and was selected to the All-SIAC second-team in the preseason.
- Participated in the HBCU Bowl and inaugural NFLPA Collegiate Bowl.
- Spent the 2006 and 2007 seasons as a defensive lineman for Lincoln University in Jefferson City, Mo. Did not participate in football in 2008 or 2009 before returning in 2010 at Morehouse.

PERSONAL:

- Pronounced: ann-u-noby.
- A native of Jefferson City, Mo.



STEVEN BAKER

OFFENSIVE TACKLE, 6-8 310 EAST CAROLINA
 NFL EXP: ROOKIE
 HOW ACQUIRED: FA - 2012
 BORN: 11/24/88

78

CAREER TRANSACTIONS:

- Signed by the Colts as an undrafted free agent on April 30, 2012.

COLLEGE:

- A four-year letterwinner at offensive tackle for East Carolina who competed in 42 career contests and started nine-of-12 games in 2011.
- Part of an offensive line that helped ECU tally 12 rushing touchdowns in the last seven games of the 2011 campaign.
- Provided time for quarterback Dominique Davis to set NCAA records for consecutive completions in a game (11/26/11) and a season (36 vs. Memphis and Navy).
- Also competed on special teams.

PERSONAL:

- Attended Northern Nash High School in Rocky Mount, N.C.
- A three-year starter on the defensive line and a two-way starter, including playing time as a tight end during his senior campaign.
- Selected to the all-area second-team squad in 2006.
- Also competed on the school's basketball and track teams.
- Finished fourth in the state shot put championships as a junior.
- Born in Tarboro, N.C.



JERRY BROWN

OUTSIDE LINEBACKER, 6-4 265 ILLINOIS
 NFL EXP: ROOKIE
 HOW ACQUIRED: FA - 2012
 BORN: 10/20/87

57

CAREER TRANSACTIONS:

- Signed by the Colts as a free agent on May 23, 2012.
- Signed with the San Antonio Talons of the Arena Football League in 2012.
- Signed by the Hamilton Tiger-Cats of the Canadian Football League on September 27, 2011.
- Signed by the Jacksonville Sharks of the AFL on March 3, 2011.

PRO:

- Competed with the San Antonio Talons of the Arena Football League in 2012 where he saw action in 10 games and recorded 34 tackles, 5.0 tackles for loss, 5.0 sacks, two fumble recoveries and one blocked kick.
- Spent the 2011 season with the Jacksonville Sharks of the AFL prior to joining the Hamilton Tiger-Cats of the Canadian Football League.

COLLEGE:

- Totaled 13 tackles, 4.0 tackles for loss, 2.5 sacks and two passes defensed at the University of Illinois.
- Saw action in 11 games in 2008 and notched his best game against Missouri where he posted two tackles and a tackle for loss.
- Posted sacks against Ohio State, Minnesota and Michigan in 2007.
- Redshirted during the 2006 season and was named the team's Defensive Scout Team Player of the Year.

PERSONAL:

- Attended Vashon High School in St. Louis, Mo., and was a Missouri Sportswriters and Sportscasters Association Class 5 first-team all-state selection.
- Was a *PrepStar* All-America choice and was named to the *St. Louis Post-Dispatch* first-team All-Metro squad.
- A first-team All-Public High League Conference choice and a two-time Public High League Defensive MVP.
- Compiled 97 tackles, 13.0 sacks and one interception in 2005.
- Born in St. Louis, Mo.

ADMINISTRATION


COACHING
STAFFFOOTBALL
OPERATIONSFOOTBALL
STAFF

PLAYERS

2011 SEASON
IN REVIEWCOLTS
HISTORY

RECORDS

COLTS IN THE
COMMUNITY



CAMERON CHISM

CORNERBACK. 5-10 190 MARYLAND
NFL EXP: ROOKIE
HOW ACQUIRED: FA - 2012
BORN: 12/25/90

39

CAREER TRANSACTIONS:

- Signed by the Colts as an undrafted free agent on April 30, 2012.

COLLEGE:

- A three-year starter for Maryland at cornerback.
- Started 32-of-44 career games and ranked first on the squad in career passes defended (16), tied for first in career interceptions (seven) and ranked third in career tackles (191).
- As a senior in 2011, registered 47 tackles and three interceptions.
- Became one of only three players in school history with two interception returns for touchdowns.
- Invited to the 2012 AstroTurf NFLPA Collegiate Bowl in Carson, Calif.

PERSONAL:

- Attended Bishop McNamara High School in Forestville, Md.
- One of the top cornerbacks in the nation as a senior and rated No. 20 nationally by *Rivals.com*.
- Was a first-team all-state honoree as a senior and an honorable mention all-state selection as a junior. Also a first-team all-county and all-conference selection in 2006 and 2007.
- Named the WCAC Defensive Back of the Year as a junior in 2006.
- Born in Washington, D.C.



ANTONIO FENELUS

CORNERBACK. 5-9 190 WISCONSIN
NFL EXP: ROOKIE
HOW ACQUIRED: FA - 2012
BORN: 1/19/90

29

CAREER TRANSACTIONS:

- Signed by the Colts as an undrafted free agent on April 30, 2012.

COLLEGE:

- A four-year letterman at defensive back for Wisconsin.
- In 52 collegiate games (32 starts), notched 155 tackles (113 solo), nine interceptions, 22 passes defended, three forced fumbles and three fumble recoveries.
- Named a first-team All-Big Ten selection and was the winner of UW's Jimmy Demetral Team MVP as a senior last season.
- Started all 14 games as a senior and recorded 51 stops, 3.0 tackles for loss, four interceptions and nine passes defended.
- Earned first-team All-Big Ten honors in 2010 by the media and was an Academic All-Big Ten choice in 2009.

PERSONAL:

- Attended Boca Raton (Fla.) High School.
- Was a first-team all-state, all-county and all-conference choice as a senior.
- Totaled 159 tackles and seven interceptions along with 803 rushing yards and 10 touchdowns in his prep career.
- Also lettered in basketball and track and field.
- Pronounced: fuh-NELL-us.



JASON FOSTER

OFFENSIVE GUARD, 6-5 305 RHODE ISLAND
NFL EXP: ROOKIE
HOW ACQUIRED: FA - 2012
BORN: 10/21/88

68

CAREER TRANSACTIONS:

- Signed by the Colts as an undrafted free agent on April 30, 2012.

COLLEGE:

- A four-year starter for Rhode Island at offensive tackle.
- Earned second-team All-CAA honors last season and garnered third-team honors in 2010.
- Provided rushing lanes for the Rams to compile six games with 150-plus rushing yards in 2010.
- Started 10 games at left tackle in 2009 and anchored an offensive line which did not allow a sack in three games.

PERSONAL:

- Played football at Bridgton Academy and also attended Mount Saint Joseph Academy in Rutland, Vt., where he earned four varsity letters in both football and basketball.
- Was a McDonald's Preseason All-America choice as a senior while earning first-team All-League New England Prep accolades.
- A three-time first-team all-state selection in football and basketball (2004-2006).
- Holds the record for single-game sacks (4.5) in the Shriners Bowl (New Hampshire vs. Vermont).
- A native of East Pittsford, Vt.



CHRIS GALIPPO

INSIDE LINEBACKER, 6-2 250 USC
NFL EXP: ROOKIE
HOW ACQUIRED: FA - 2012
BORN: 4/12/89

43

CAREER TRANSACTIONS:

- Signed by the Colts as an undrafted free agent on April 30, 2012.

COLLEGE:

- Compiled 166 tackles, 12.0 tackles for loss, 2.5 sacks and six interceptions as a linebacker for USC.
- As a senior, competed in 12 games and totaled 47 tackles, 3.5 tackles for loss, 1.5 sacks, one interception, one fumble recovery and five passes defended. Was also invited to play in the NFLPA Collegiate Bowl.
- In 2010, was named an honorable mention All-Pac 10 selection while earning the team's Special Teams Player of the Year Award.
- In 2009, was a semi-finalist for the Butkus Award and made the *CollegeFootballNews.com* Sophomore All-America first-team list.

PERSONAL:

- Attended Servite High School in Anaheim, Calif.
- Earned All-America honors from *USA Today*, *Parade*, EA Sports, *SuperPrep* and *PrepStar* among other media outlets in 2006.
- As a senior, was also named a *Long Beach Press-Telegram* Best in the West first-team choice and a *Los Angeles Times* All-Star first-team selection.
- In his final prep season, finished with 98 tackles, 20.0 tackles for loss, 7.0 sacks, two forced fumbles, five blocked field goals, three passes defended and one interception as a linebacker, added 354 rushing yards on 48 carries with three touchdowns and caught 25 passes for 297 yards with three scores.
- A native of Corona, Calif.

ADMINISTRATION


COACHING
STAFFFOOTBALL
OPERATIONSFOOTBALL
STAFF

PLAYERS

2011 SEASON
IN REVIEWCOLTS
HISTORY

RECORDS

COLTS IN THE
COMMUNITY



HAYWORTH HICKS

OFFENSIVE GUARD, 6-3 336 IOWA STATE
NFL EXP: ROOKIE
HOW ACQUIRED: FA - 2012
BORN: 10/3/88

61

CAREER TRANSACTIONS:


- Signed by the Colts as an undrafted free agent on April 30, 2012.

COLLEGE:

- Started 24-of-36 games at offensive guard for Iowa State.
- Was presented with the team's Arthur Floyd Scott Sward Award as the most outstanding offensive lineman.
- Gamed second-team All-Big 12 honors from league coaches and honorable mention conference honors from The Associated Press.
- Prior to joining the Cyclones, earned first-team All-Foothills Conference honors, starting every game at left tackle for Antelope Valley Community College.

PERSONAL:

- Attended Palmdale (Calif.) High School.
- Earned All-CIF Western Division honors, MVP offensive lineman accolades and all-conference recognition as a junior and senior.
- Competed in track and basketball for one season.
- Rated as one of the top 10 offensive guards in California by *Scout.com*.
- Born in Los Angeles, Calif.



BUDDY JACKSON

CORNERBACK, 6-1 180 PITTSBURGH
NFL EXP: ROOKIE
HOW ACQUIRED: FA - 2012
BORN: 3/3/89

40

CAREER TRANSACTIONS:

- Signed by the Colts as an undrafted free agent on April 30, 2012.

COLLEGE:

- Totaled 34 tackles (23 solo), four passes defensed and one fumble recovery last season as a defensive back for Pittsburgh.
- Competed in every contest over his last two seasons and also participated on special teams.
- Was the recipient of the Ed Conway Award prior to the start of the 2011 campaign.
- Tallied 11 tackles and one fumble recovery in 2010 and contributed with eight stops in 2009.

PERSONAL:

- Attended Cypress Bay High School in Weston, Fla., and was a three-year varsity letterman.
- As a senior captain, registered 16 passes defensed and helped his team to a 7-4 record and a district runner-up finish.
- Earned honorable mention All-Broward County accolades and was selected to play in the North-South All-Star game.
- Also lettered in track and basketball and was a district champion and state qualifier in the 100 meters.
- A native of Plantation, Fla.

ADMINISTRATION


COACHING
STAFFFOOTBALL
OPERATIONSFOOTBALL
STAFF

PLAYERS

2011 SEASON
IN REVIEWCOLTS
HISTORY

RECORDS

COLTS IN THE
COMMUNITY



DOMINIQUE JONES

TIGHT END, 6-3 255 SHEPHERD
NFL EXP: ROOKIE
HOW ACQUIRED: FA - 2012
BORN: 8/15/87

46

CAREER TRANSACTIONS:

- Signed by the Colts a free agent on May 1, 2012.

PRO:

- Prior to signing with the Colts, played with the Reading Express of the Indoor Football League and led the team with 39 receptions for 349 yards and seven touchdowns through seven games.
- Also spent time with the Sacramento Mountain Lions of the United Football League.

COLLEGE:

- As a senior at Shepherd University, totaled 34 receptions for 403 yards and nine touchdowns.
- Assisted the team in winning a school record 12 games while reaching the Division II National Semi-Finals.
- Earned third-team All-America honors and second-team all-conference accolades as a senior.

PERSONAL:

- Attended Horizon Christian Academy in San Diego, Calif.
- Born in San Diego, Calif.



MATT MERLETTI

SAFETY, 5-11 205 NORTH CAROLINA
NFL EXP: ROOKIE
HOW ACQUIRED: FA - 2012
BORN: 7/18/88

27

CAREER TRANSACTIONS:

- Signed by the Colts as an undrafted free agent on April 30, 2012.

COLLEGE:

- In his career at North Carolina, finished with 88 tackles, two tackles for loss, four interceptions, five passes defended, three forced fumbles and one fumble recovery.
- Started the first eight games of the 2011 season and returned from a knee injury to compile a season-high 36 tackles.
- Logged two interceptions in 2010 and two in 2011.
- Also excelled in special teams during his collegiate career and was named one of UNC's special teams captains in 2008.

PERSONAL:

- Attended St. Ignatius High School in Cleveland, Ohio serving as a running back, wide receiver and defensive back.
- Rushed for 1,113 yards (5.6 average) and scored 12 touchdowns.
- Named a first-team All-Northeast Lakes district choice.
- Also competed in track.
- A native of Cleveland, Ohio.

ADMINISTRATION


COACHING
STAFFFOOTBALL
OPERATIONSFOOTBALL
STAFF

PLAYERS

2011 SEASON
IN REVIEWCOLTS
HISTORY

RECORDS

COLTS IN THE
COMMUNITY



JABIN SAMBRANO

WIDE RECEIVER, 5-11 175 MONTANA
 NFL EXP: ROOKIE
 HOW ACQUIRED: FA - 2012
 BORN: 3/12/90

85

CAREER TRANSACTIONS:

- Signed by the Colts as an undrafted free agent on April 30, 2012.

COLLEGE:

- Started three consecutive seasons at wide receiver for the Montana Grizzlies and tallied 1,787 career yards.
- In 2011, earned second-team All-Big Sky Conference accolades while leading the team with 632 receiving yards and 10 touchdowns.
- Named a Big Sky Conference honorable mention choice in 2010.
- Led the team in receiving with 36 catches for 632 yards and 10 touchdowns in 2011 and ranked second on the team in 2010 with 39 catches for 584 yards.

PERSONAL:

- Attended Great Oaks High School in Temecula, Calif., and lettered in football, track and field and wrestling.
- Was a first-team all-conference player at wide receiver and defensive back.
- Had 26 catches for 678 yards and added four interceptions on defense as a senior while being voted the team's MVP.
- A native of Temecula, Calif.



BRIAN STAHOVICH

PUNTER, 6-0 190 SAN DIEGO STATE
 NFL EXP: ROOKIE
 HOW ACQUIRED: FA - 2012
 BORN: 4/14/90

3

CAREER TRANSACTIONS:

- Signed by the Colts as an undrafted free agent on April 30, 2012.

COLLEGE:

- One of the nation's top punters at San Diego State, becoming the third punter to earn first-team All-Mountain West Conference honors in at least two consecutive seasons. Also became the first San Diego State punter to receive first-team honors in Mountain West history.
- In four seasons (2008-2011) with the Aztecs, totaled 246 punts for a 42.9 average.
- As a senior, averaged 43.4 yards per punt with over a quarter of his attempts going for more than 50 yards.
- Booted an 89-yard punt in 2010, which set a school record and was the longest in the FBS that season.
- Was named SDSU's Special Teams Player of the Year as a junior and senior.

PERSONAL:

- Attended Cathedral Catholic High School in San Diego, Calif., and was ranked as the No. 5 punter in the nation by *Scout.com*.
- As a senior, was named the Eastern League Kicker of the Year and a first-team all-league selection as a senior.
- Helped his team win the CIF Division III title in 2007 with a 10-2 record.
- A two-time *San Diego Union-Tribune* all-academic honoree.
- Pronounced: stuh-HOV-itch
- Born in Oceanside, Calif.



LATARIUS THOMAS

SAFETY, 6-1 210 EASTERN MICHIGAN
NFL EXP: ROOKIE
HOW ACQUIRED: FA - 2012
BORN: 3/22/88

47

CAREER TRANSACTIONS:

- Signed by the Colts as an undrafted free agent on May 3, 2012.

COLLEGE:

- Spent his last two seasons as a safety at Eastern Michigan following his transfer from Louisville at the conclusion of the 2008 campaign.
- Including his tenure at Louisville, completed his collegiate career with 128 tackles.
- In 2011, rebounded from an injury and recorded 79 tackles (42 solo), 0.5 tackles for loss, one forced fumble and four passes defended.
- Last season earned third-team All-MAC honors.

PERSONAL:

- Attended Smyrna Beach (Fla.) High School.
- Ranked as one of Florida's top 100 prospects as a senior.
- Selected to play in the Cali-Florida All-Star game and was an all-conference and all-county selection.
- Was a two-year starter and recorded 35 receptions for 500 yards and eight touchdowns as a senior.
- A native of New Smyrna Beach, Fla.



GRIFF WHALEN

WIDE RECEIVER, 5-11 185 STANFORD
NFL EXP: ROOKIE
HOW ACQUIRED: FA - 2012
BORN: 3/1/90

84

CAREER TRANSACTIONS:

- Signed by the Colts as an undrafted free agent on April 30, 2012.

COLLEGE:

- As a teammate of Colts 2011 draft picks Andrew Luck and Coby Fleener at Stanford, finished his collegiate career with 1,058 receiving yards (13.2 avg.) and five touchdowns.
- In 2011, led the Cardinal in receiving yardage (749) and recorded four touchdowns.
- Was a finalist for the Burlsworth Trophy, awarded to the top player in college football who began his career as a walk-on.
- Established career highs with nine receptions and 107 yards in his 2011 performance against Oregon.
- Made the team as a walk-on and was one of eight true freshmen to see action in 2008.

PERSONAL:

- Attended Southview High School in Sylvania, Ohio, and was a three-year letterwinner.
- Earned honorable mention All-State Division II honors as a senior.
- Was a first-team All-*Toledo Blade* choice as a defensive back in 2007 and landed second-team all-conference honors as a quarterback his junior and senior seasons.
- Finished his prep career with 97 tackles, 11 interceptions and three forced fumbles. Also threw for 1,381 yards and 32 touchdowns.
- A native of Sylvania, Ohio.

ADMINISTRATION

COACHING
STAFFFOOTBALL
OPERATIONSFOOTBALL
STAFF

PLAYERS

2011 SEASON
IN REVIEWCOLTS
HISTORY

RECORDS

COLTS IN THE
COMMUNITY



2012 INDIANAPOLIS COLTS ALPHABETICAL ROSTER

ADMINISTRATION

COACHING STAFF

FOOTBALL OPERATIONS

FOOTBALL STAFF

PLAYERS

2011 SEASON IN REVIEW

COLTS HISTORY

RECORDS

COLTS IN THE COMMUNITY

NO	NAME	POS	HT	WT	DOB	EXP	COLLEGE	HOMETOWN	HOW ACQ.
7	Adams, Kris	WR	6-3	194	9/4/1987	1	Ute	Fort Worth, TX	FA-12
97	Addison, Mario	OLB	6-3	257	9/6/1987	2	Troy	Birmingham, AL	W-11 (CHI)
68D	Aiono, James	DE	6-3	305	1/23/1989	R	Utah	West Valley, UT	FA-12
83	Allen, Dwayne	TE	6-3	255	2/24/1990	R	Clemson	Fayetteville, NC	D3-12
790	Anderson, Justin	G	6-5	342	4/15/1988	R	Georgia	Ocala, GA	D7-12
5	Angerer, Pat	ILB	6-0	236	1/31/1987	3	Iowa	Bettendorf, IA	D2-10
78D	Anunobio, Chigbo	DT	6-4	324	1/4/1989	R	Morehouse	Jefferson City, MO	FA-12
11	Avery, Donnie	WR	5-11	200	6/12/1984	5	Houston	Houston, TX	FA-12 (TEN)
780	Baker, Steven	T	6-8	310	11/24/1988	R	East Carolina	Rocky Mount, NC	UFA-12
330	Ballard, Vick	RB	5-10	217	7/16/1990	R	Mississippi State	Pascagoula, MS	D5-12
41	Betha, Antoine	S	5-11	196	7/27/1984	7	Howard	Newport News, VA	D6-06
15	Brazil, LaVon	WR	5-11	191	3/15/1989	R	Ohio	Lantana, FL	D6-12
57	Brown, Donald	RB	5-10	210	4/11/1987	R	Connecticut	Atlantic Highlands, NJ	D1-09
30	Brown, Jerry	OLB	6-4	265	10/20/1987	R	Illinois	St. Louis, MO	FA-12
30	Caldwell, David	S	5-11	212	5/19/1987	3	William & Mary	Montclair, NJ	FA-10
34	Carter, Delone	RB	5-9	238	6/22/1987	2	Syracuse	Copley, OH	D4-11
74	Castanzo, Anthony	T	6-7	315	8/9/1988	2	Boston College	Hawthorn Woods, IL	D1-11
61D	Chapman, Josh	NT	6-0	316	6/10/1990	R	Alabama	Hoover, AL	D5-12
39D	Chism, Cameron	CB	5-10	190	12/25/1990	R	Maryland	Washington, DC	FA-12
17	Collie, Austin	WR	6-0	204	11/11/1985	4	Brigham Young	El Dorado Hills, CA	D4-09
53	Conner, Kavell	ILB	6-0	243	2/23/1987	3	Clemson	Richmond, VA	D7-10
14	Cosby, Quan	WR	5-9	195	12/23/1982	4	Texas	Waco, TX	W-11 (DEN)
52	Edds, A.J.	ILB	6-4	256	9/18/1987	3	Iowa	Greenwood, IN	FA-11
32	Evans, Darren	RB	6-0	232	11/9/1988	1	Virginia Tech	Indianapolis, IN	FA-11
16	Fayson, Jarred	WR	6-0	213	10/13/1987	1	Illinois	Tampa, FL	FA-11
29D	Fenelus, Antonio	CB	5-9	190	1/19/1990	R	Wisconsin	Boca Raton, FL	FA-12
80	Fleener, Coby	TE	6-6	252	9/20/1988	R	Stanford	Lemont, IL	D2-12
64D	Foster, George	T	6-5	338	6/9/1980	7	Georgia	Macon, GA	FA-12
68D	Foster, Jason	G	6-5	305	10/21/1988	R	Rhode Island	East Pittsford, VT	FA-12
50	Freeman, Jerrell	ILB	6-0	234	5/11/1986	1	Mary Hardin-Baylor	Waco, TX	FA-12
93	Freney, Dwight	OLB	6-1	268	2/19/1980	11	Syracuse	Hartford, CT	D1-02
58D	Fugger, Tim	OLB	6-2	250	7/1/1989	R	Vanderbilt	Oak Brook, IL	D7-12
43D	Galgipo, Chris	DE	6-2	256	4/12/1989	R	USC	Corona, CA	FA-12
8	Harnish, Chandler	QB	6-2	220	7/28/1988	R	Northern Illinois	Bluffton, IN	D7-12
54	Harvey, Mario	ILB	6-0	264	8/10/1987	1	Marshall	Chatham, VA	FA-12
55	Hickman, Justin	OLB	6-2	258	7/20/1985	1	UCLA	El Paso, TX	FA-12
610	Hicks, Hayworth	G	6-3	336	10/3/1988	R	Iowa State	Palmdale, CA	FA-12
13	Hilton, T.Y.	WR	5-9	183	11/14/1989	R	Florida International	Miami, FL	D3-12
26	Hines, Jermale	S	6-1	222	11/11/1987	2	Ohio State	Cleveland, OH	FA-11
92	Hughes, Jerry	OLB	6-2	254	8/13/1988	3	TCU	Sugar Land, TX	D1-10
71	Ijalana, Ben	G	6-4	337	8/6/1989	2	Villanova	Hainesport, NJ	D2-11
40D	Jackson, Buddy	CB	6-1	180	3/3/1989	R	Pittsburgh	Plantation, FL	FA-12
99	Johnson, Antonio	NT	6-3	310	12/8/1984	6	Mississippi State	Leland, MS	FA-08
23	Johnson, Terrence	CB	5-9	195	7/5/1986	2	California (PA)	Braddock, PA	FA-11
46	Jones, Dominique	TE	6-3	255	8/15/1987	R	Shepherd	San Diego, CA	FA-12
69	Justice, Winston	T	6-6	317	9/14/1984	7	USC	Long Beach, CA	W-12 (PHI)
390	Karim, Deji	RB	5-8	209	11/18/1986	3	Southern Illinois	Oklahoma City, OK	T-12 (JAX)
37	King, Brandon	CB	5-10	185	1/28/1987	2	Purdue	Warner Robins, GA	FA-11
49	King, Justin	CB	5-11	197	5/11/1987	5	Penn State	Pittsburgh, PA	UFA-12 (STL)
35	LeFlege, Joe	S	6-0	205	6/2/1988	2	Rutgers	Germanstown, MD	FA-11
42D	Lindsey, Korey	CB	5-10	194	2/3/1989	1	Southern Illinois	Baton Rouge, LA	W-12 (ARZ)
72	Linschbach, Jeff	ILB	6-6	263	6/9/1987	3	Cincinnati	Sandusky, OH	FA-12
12	Luck, Andrew	QB	6-4	234	9/12/1989	R	Stanford	Houston, TX	D1-12
56	Lutrus, Scott	ILB	6-3	247	4/23/1988	1	Connecticut	Brookfield, CA	FA-11
91	Mathews, Ricardo	DT	6-3	310	7/30/1987	3	Cincinnati	Jacksonville, FL	D7-10
98	Mathis, Robert	OLB	6-2	245	2/26/1981	10	Alabama A&M	Atlanta, GA	D5-03
1	McAfee, Pat	P	6-1	220	5/2/1987	4	West Virginia	Plum, PA	D7-09
75	McClenny, Mike	G/C	6-4	327	3/8/1985	5	Pittsburgh	Austintown, OH	UFA-12 (CIN)
96	McKinney, Brandon	NT	6-2	345	8/24/1983	7	Michigan State	Dayton, OH	UFA-12 (BAL)
27D	Merletti, Matt	S	5-11	205	7/18/1988	R	North Carolina	Cleveland, OH	FA-12
86	Miller, Kyle	TE	6-5	260	4/18/1988	1	Mount Union	Elida, OH	FA-12
95	Moala, Fili	DE	6-4	310	6/23/1985	4	USC	Buena Park, CA	D2-09
26	Moore, Mewelde	RB	5-11	209	7/24/1982	9	Tulane	Hammond, LA	FA-2012
94	Nevis, Drake	DT	6-1	310	5/8/1989	2	LSU	Harvey, LA	D3-11
38	Newton, Mike	S	5-10	207	11/11/1987	2	Buffalo	Pasadena, MD	FA-12
64D	Ogbu, Ollie	DT	6-1	305	5/18/1987	1	Penn State	Staten Island, NY	FA-11
73	Olsen, Seth	G	6-5	305	12/17/1985	3	Iowa	Omaha, NE	W-11 (MIN)
45	Overson, Matt	LS	6-1	254	7/6/1985	1	Western Washington	Tracy, CA	FA-12
25	Powers, Jerrard	CB	5-10	187	7/19/1987	4	Auburn	Decatur, TX	D3-09
90	Redding, Cory	DE	6-4	315	11/15/1980	10	Texas	Houston, TX	UFA-12 (BAL)
76	Reitz, Joe	G	6-7	322	8/24/1985	2	W. Michigan	Indianapolis, IN	FA-10
10	Ross, Jeremy	WR	6-0	215	3/18/1988	1	California	Sacramento, CA	FA-11
36	Rucker, Chris	CB	6-1	209	10/12/1988	2	Michigan State	Warren, OH	D6-11
85	Sambrook, Jabari	WR	5-11	175	3/12/1990	R	Montana	Temecula, CA	FA-12
66	Satele, Branson	C	6-3	299	11/29/1984	6	Hawaii	Kailua, HI	UFA-12 (OAK)
62	Shiple, A.O.	C	6-1	309	5/22/1986	1	Penn State	Beaver County, PA	FA-12
81	Smith, Andre	TE	6-5	267	9/26/1988	2	Virginia Tech	Germanstown, MD	W-12 (CHI)
48	Snow, Justin	LS	6-3	245	12/21/1976	13	Baylor	Abilene, TX	FA-00
3	Stahovich, Brian	P	6-0	190	4/14/1990	R	San Diego State	Solana Beach, CA	FA-12
5	Stanton, Drew	QB	6-3	243	5/7/1984	6	Michigan State	Okemos, MI	T-12 (NYJ)
60	Taylor, Zane	C	6-2	309	4/23/1988	1	Utah	Moab, UT	W-12 (PHI)
67	Tepper, Mike	T	6-6	354	12/11/1985	2	California	Cypress, CA	FA-11
21	Thomas, Kevin	CB	6-0	192	9/20/1986	3	USC	Oxnard, CA	D3-10
47D	Thomas, Latarius	S	6-1	210	3/22/1988	R	Eastern Michigan	New Smyrna Beach, FL	FA-12
20	Vaughn, Cassius	CB	5-11	195	11/3/1987	3	Mississippi	Memphis, TN	T-12 (DEN)
4	Vinatieri, Adam	K	6-0	206	12/28/1972	17	S. Dakota State	Rapid City, SD	UFA-06 (NE)
87	Wayne, Reggie	WR	6-0	198	11/17/1978	12	Miami (FL)	New Orleans, LA	D1-01
84	Whalen, Griff	WR	6-1	185	3/1/1990	R	Stanford	Sylvania, OH	FA-12
28	Zbikowski, Tom	S	5-11	200	5/22/1985	5	Notre Dame	Park Ridge, IL	UFA-12 (BAL)



2012 INDIANAPOLIS COLTS NUMERICAL ROSTER

NO	NAME	POS	HT	WT	DOB	EXP	COLLEGE	HOMETOWN	HOW ACQ.
1	Pat McAfee	P	6-1	220	5/2/1987	4	West Virginia	Plum, PA	D7-09
3	Brian Stahovich	P	6-0	190	4/14/1990	R	San Diego State	Solana Beach, CA	FA-12
4	Adam Vinatieri	K	6-0	206	12/28/1972	17	Rapid City, SD	Rapid City, SD	UFA-06 (NE)
5	Drew Stanton	QB	6-3	243	5/7/1984	6	Michigan State	Okeanos, MI	T-12 (INVJ)
7	Kris Adams	WR	6-3	190	9/4/1987	1	UTEP	Fort Worth, TX	FA-12
8	Chandler Harnish	QB	6-2	220	7/28/1988	R	Northern Illinois	Bluffton, IN	D7-12
10	Jeremy Ross	WR	6-0	215	3/16/1988	1	California	Sacramento, CA	FA-11
11	Donnie Avery	WR	5-11	200	6/12/1984	5	Houston	Houston, TX	UFA-12 (TEN)
12	Andrew Luck	QB	6-4	234	9/12/1989	R	Stanford	Houston, TX	D1-12
13	T.Y. Hilton	WR	5-9	183	11/14/1989	R	Florida International	Miami, FL	D3-12
14	Quan Cosby	WR	5-9	195	12/23/1982	4	Texas	Waco, TX	W-11 (DEN)
15	LaVon Brazill	WR	5-11	191	3/15/1989	R	Ohio	Lantana, FL	D6-12
16	Jarred Fayson	WR	6-0	213	10/13/1987	1	Illinois	Tampa, FL	FA-11
17	Austin Collie	WR	6-0	204	11/11/1985	4	Brigham Young	El Dorado Hills, CA	D4-09
20	Cassius Vaughn	CB	5-11	195	11/3/1987	3	Mississippi	Memphis, TN	T-12 (DEN)
21	Kevin Thomas	CB	6-0	192	9/20/1986	3	USC	Oxnard, CA	D3-10
23	Terrence Johnson	CB	5-9	195	7/5/1986	2	California (PA)	Braddock, PA	FA-11
25	Jerrad Powers	CB	5-10	187	7/19/1987	4	Auburn	Decatur, AL	D3-09
26	Mewelde Moore	RB	5-11	209	7/24/1982	9	Tulane	Hammond, LA	FA-2012
26	Jermale Hines	S	6-1	222	11/11/1987	2	Ohio State	Cleveland, OH	FA-11
27D	Matt Merletti	S	5-11	205	7/18/1988	R	North Carolina	Cleveland, OH	FA-12
28	Tom Zbikowski	S	5-11	200	5/22/1985	5	Notre Dame	Park Ridge, IL	UFA-12 (BAL)
29D	Antonio Fenelus	CB	5-9	190	1/19/1990	R	Wisconsin	Boca Raton, FL	FA-12
30	David Caldwell	S	5-11	212	5/19/1987	3	William & Mary	Montclair, NJ	FA-10
31	Donald Brown	RB	5-0	236	4/13/1987	4	Connecticut	Atlantic Highlands, NJ	D2-10
32	Darren Evans	RB	6-0	232	11/9/1988	1	Virginia Tech	Indianapolis, IN	FA-11
33D	Vick Ballard	RB	5-10	217	7/16/1990	R	Mississippi State	Pascagoula, MS	D5-12
34	Delone Carter	RB	5-9	238	6/22/1987	2	Syracuse	Copley, OH	D4-11
35	Joe Lefeged	S	6-0	205	6/2/1988	2	Rutgers	Germantown, MD	FA-11
36	Chris Rucker	CB	6-1	209	10/12/1988	2	Michigan State	Warren, OH	D6-11
37	Brandon King	CB	5-10	185	1/28/1987	2	Purdue	Warner Robins, GA	FA-11
38	Mike Newton	S	5-10	207	11/11/1987	2	Buffalo	Pasadena, MD	FA-12
39D	Cameron Chism	CB	5-10	190	12/25/1990	R	Maryland	Washington, DC	FA-12
400	Daji Karim	RB	5-8	209	11/18/1986	3	Southern Illinois	Oklahoma City, OK	FA-12 (JAX)
40D	Buddy Jackson	CB	6-1	180	3/3/1989	R	Pittsburgh	Plantation, FL	W-12
41	Antoine Bethea	S	5-11	196	7/27/1984	7	Howard	Newport News, VA	D6-06
42D	Korey Lindsey	CB	5-10	194	2/3/1989	1	Southern Illinois	Baton Rouge, LA	W-12 (ARZ)
43D	Chris Galippo	ILB	6-2	250	4/12/1989	R	USC	Corona, CA	FA-12
45	Matt Overton	LS	6-1	254	7/6/1985	1	Western Washington	Tracy, CA	FA-12
46D	Domonique Jones	TE	6-3	255	8/15/1987	R	Shepherd	San Diego, CA	FA-12
47D	Latarius Thomas	S	6-1	210	3/22/1988	R	Eastern Michigan	New Smyrna Beach, FL	FA-12
48	Justin Snow	LS	6-3	245	12/21/1976	13	Baylor	Abilene, TX	FA-00
49	Justin King	CB	5-11	197	5/11/1987	5	Penn State	Pittsburgh, PA	UFA-12 (STL)
50	Jerrell Freeman	ILB	6-0	234	5/1/1986	1	Mary Hardin-Baylor	Waco, TX	FA-12
51	Pat Angerer	ILB	6-0	236	1/31/1987	1	Iowa	Bettendorf, IA	D2-10
52	A. J. Edds	ILB	6-4	256	9/18/1987	3	Iowa	Greenwood, IA	FA-11
53	Kavell Conner	ILB	6-0	243	2/23/1987	3	Clemson	Richmond, VA	D7-10
54	Mario Harvey	ILB	6-0	264	8/10/1987	1	Marshall	Chatham, VA	FA-12
55	Justin Hickman	OLB	6-2	258	7/20/1985	1	UCLA	El Paso, TX	FA-12
56	Scott Lutruss	ILB	6-3	247	4/23/1988	1	Connecticut	Brookfield, CA	FA-11
57	Jerry Brown	OLB	6-4	265	10/20/1987	R	Illinois	St. Louis, MO	FA-12
58D	Tim Fugger	OLB	6-4	250	7/1/1989	R	Vanderbilt	Oak Brook, IL	D7-12
60	Zane Taylor	C	6-2	309	4/23/1988	1	Utah	Moab, UT	W-12 (PHI)
61D	Josh Chapman	NT	6-0	316	6/10/1990	R	Alabama	Hoover, AL	D5-12
61O	Hayworth Hicks	G	6-3	336	10/3/1988	R	Iowa State	Palmdale, CA	FA-12
62	A.O. Shipley	C	6-1	309	5/22/1986	1	Penn State	Beaver County, PA	FA-12
64O	George Foster	T	6-5	338	6/9/1980	7	Georgia	Macon, GA	FA-12
64D	Ollie Ogbu	DT	6-1	305	5/18/1987	1	Penn State	Staten Island, NY	FA-11
66	Samson Satele	C	6-3	299	11/29/1984	6	Hawaii	Kailua, HI	UFA-12 (OAK)
67	Mike Tepper	T	6-6	354	12/11/1985	2	California	Cypress, CA	FA-11
68D	James Aiono	DE	6-3	305	1/23/1989	R	Utah	West Valley, UT	FA-12
68O	Jason Foster	G	6-5	305	10/21/1988	R	Rhode Island	East Pittsford, VT	FA-12
69	Winston Justice	T	6-6	317	9/14/1984	7	USC	Long Beach, CA	T-12 (PHI)
71	Ben Ijalana	G	6-4	337	8/6/1989	2	Villanova	Hainesport, NJ	D2-11
72	Jeff Linkenbach	T	6-6	323	6/9/1987	3	Cincinnati	Sandusky, OH	FA-10
73	Scott Olsen	G	6-5	305	12/17/1985	3	Iowa	Omaha, NE	W-11 (MIN)
74	Anthony Castonzo	T	6-7	315	8/9/1988	2	Boston College	Hawthorn Woods, IL	D1-11
75	Mike McGlynn	G/C	6-4	327	3/8/1985	5	Pittsburgh	Austintown, OH	UFA-12 (CIN)
76	Joe Reitz	G	6-7	322	8/24/1985	2	Western Michigan	Indianapolis, IN	FA-10
78D	Chigbo Anunoby	DT	6-4	324	1/4/1989	R	Morehouse	Jefferson City, MO	FA-12
78O	Steven Baker	T	6-8	310	11/24/1988	R	East Carolina	Rocky Mount, NC	FA-12
79O	Justin Anderson	G	6-5	342	4/15/1988	R	Georgia	Ocilla, GA	D7-12
80	Coby Fleener	TE	6-6	252	9/20/1988	R	Stanford	Lemont, IL	D2-12
81	Andre Smith	TE	6-5	267	9/26/1988	2	Virginia Tech	Germantown, MD	W-12 (CHI)
83	Dwayne Allen	TE	6-3	255	2/24/1990	R	Clemson	Fayetteville, NC	D3-12
84	Griff Whalen	WR	6-1	185	3/1/1990	R	Stanford	Sylvania, OH	FA-12
85	Jabin Sambrano	WR	5-11	175	3/12/1990	R	Montana	Temecula, CA	FA-12
86	Kyle Miller	TE	6-5	260	4/18/1988	1	Mount Union	Elida, OH	FA-12
87	Reggie Wayne	WR	6-0	198	11/17/1978	12	Miami (FL)	New Orleans, LA	D1-01
90	Cory Redding	DE	6-4	315	11/15/1980	10	Texas	Houston, TX	UFA-12 (BAL)
91	Ricardo Mathews	DT	6-3	310	7/30/1987	3	Cincinnati	Jacksonville, FL	D7-10
92	Jerry Hughes	OLB	6-2	254	8/13/1988	3	TCU	Sugar Land, TX	D1-10
93	Dwight Freeney	OLB	6-1	268	2/19/1980	11	Syracuse	Hartford, CT	D1-02
94	Drake Nevis	DT	6-1	310	5/8/1989	2	LSU	Harvey, LA	D3-11
95	Fill Meola	DE	6-4	310	6/23/1985	4	USC	Buena Park, CA	D2-09
96	Brandon McKinney	NT	6-2	345	8/24/1983	7	Michigan State	Dayton, OH	UFA-12 (BAL)
97	Mario Addison	OLB	6-3	257	9/6/1987	2	Troy	Birmingham, AL	W-11 (CHI)
98	Robert Mathis	OLB	6-2	245	2/26/1981	10	Alabama A&M	Atlanta, GA	D5-03
99	Antonio Johnson	NT	6-3	310	12/8/1984	6	Mississippi State	Leland, MS	FA-08

ADMINISTRATION

COACHING STAFF

FOOTBALL OPERATIONS

FOOTBALL STAFF

PLAYERS

2011 SEASON IN REVIEW

COLTS HISTORY

RECORDS

COLTS IN THE COMMUNITY



KICKER
ADAM VINATIERI



2011 SEASON
IN REVIEW



2011

RECORD: 2-14 COACH: JIM CALDWELL
FOURTH – AFC SOUTH DIVISION
HOME: 2-6 ROAD: 0-8
DIV: 2-4 CONF: 2-10 NCONF: 0-4

ADMINISTRATION

COACHING STAFF

FOOTBALL OPERATIONS

FOOTBALL STAFF

PLAYERS

2011 SEASON IN REVIEW

COLTS HISTORY

RECORDS

COLTS IN THE COMMUNITY

*Sellout	^Roof/Window Open	#Roof Open/Window Closed	@Roof Closed/Window Open
DATE	RESULTS	OPPONENT	ATTENDANCE
9/11	L 7-34	@Houston	*71,444
9/18	L 19-27	CLEVELAND	*@65,035
9/25	L 20-23	PITTSBURGH	*66,309
10/3	L 17-24	@Tampa Bay	63,972
10/9	L 24-28	KANSAS CITY	*@65,088
10/16	L 17-27	@Cincinnati	52,068
10/23	L 7-62	@New Orleans	*73,012
10/30	L 10-27	@Tennessee	*69,143
11/6	L 7-31	ATLANTA	*@65,218
11/13	L 3-17	JACKSONVILLE	*@64,619
11/27	L 19-27	CAROLINA	*63,928
12/4	L 24-31	@New England	*68,756
12/11	L 10-24	@Baltimore	*71,187
12/18	W 27-13	TENNESSEE	*64,271
12/22	W 19-16	HOUSTON	*64,159
1/1	L 13-19	@Jacksonville	62,481

TEAM STATISTICS		COLTS	OPP
TOTAL FIRST DOWNS			
		258	343
Rushing			
		69	136
Passing			
		170	193
Penalty			
		19	14
3rd Down: M/A/Pct.			
		74/214 34.6	98/216 45.4
4th Down: M/A/Pct.			
		4/11 36.4	3/6 50.0
TOTAL NET YARDS			
		4589	5935
Avg. Per Game			
		286.8	370.9
Total Plays			
		951	1062
Avg. Per Play			
		4.8	5.6
NET YARDS RUSHING			
		1594	2303
Avg. Per Game			
		99.6	143.9
Total Rushes			
		382	540
NET YARDS PASSING			
		2995	3632
Avg. Per Game			
		187.2	227.0
Tackled/Yards Lost			
		35/228	29/192
Gross Yards			
		3223	3824
Att./Completions			
		534/302	493/351
Completion Pct.			
		56.6	71.2
Had Intercepted			
		14	8
PUNTS/AVERAGE			
		89/46.0	74/43.6
NET PUNTING AVG.			
		89/38.8	74/40.3
PENALTIES/YARDS			
		76/549	84/804
FUMBLES/BALL LOST			
		24/15	15/9
TOUCHDOWNS			
		25	49
Rushing			
		8	19
Passing			
		14	25
Defense/Kicking			
		3/0	4/1
TIME OF POSSESSION			
		26:13	33:47

SCORE BY PERIODS	1	2	3	4	OT	TOTAL
COLTS	19	89	36	99	0	243
OPPONENTS	108	129	92	101	0	430

SCORING	TDR	TDP	TDRT	PAT	FG	2P	3P	TP
Vinateri			24/24	23/27				93
Garcon	6							36
Brown	5							30
Wayne	4							24
Clerk	2							12
Carter	2							12
Aldai	1							6
Anderson		1						6
Tammie	1							6
Powers		1						6
Collie	1							6
Lacey	1							6
COLTS	8	14	3	24/24	23/27	0	0	243
OPPONENTS	19	25	5	49/49	29/34	0	0	430

2-Point: Colts 0-1, Opponents 0-0

PASSING	ATT.	COMP.	YDS.	PCT.	AVG./ATT.	TD	TD%
Painter	243	132	1541	54.3%	6.3	6	2.5%
Orlovsky	193	122	1201	63.2%	6.2	6	3.1%
Collins	98	48	481	49.0%	4.9	2	2.0%
COLTS	534	302	3223	56.6%	6.0	14	2.6%
OPPONENTS	493	351	3824	71.2%	7.8	25	5.1%

FGS	1-19	20-29	30-39	40-49	50+	TOT.
Vinateri	0-0	7-7	6-7	8-10	2-3	23-27
COLTS	0-0	7-7	6-7	8-10	2-3	23-27
OPPONENTS	0-0	9-9	7-8	10-14	3-3	29-34

Vinateri: (37/39)27.52.36(21.25)(45.43)(53)(46.529)(22)(42/43.31)(22)(47.40)(23.32,42.47.31)(48.20)

OPP: (25.29)(20)(23)(48.36)(44.38)(46.46)(20,43)(23)(47)(51)(50)(20)(44.45)(40.45)(41)(39)(36)(53.21)(44.35.31)(25.32.47.39)

RUSHING	NO.	YDS.	AVG.	LG	TD
Brown	134	645	4.8	80t	5
Aldai	118	433	3.7	16	0
Carter	101	377	3.7	42	2
Painter	17	107	6.3	24	0
Garcon	4	28	7.0	18	0
Orlovsky	6	5	0.8	7	0
Collins	2	-1	-0.5	0	0
COLTS	382	1594	4.2	80t	8
OPPONENTS	540	2303	4.3	56	19

RECEIVING	NO.	YDS.	AVG.	LG	TD
Wayne	75	960	12.8	56t	4
Garcon	70	947	13.5	87t	6
Orlovsky	54	514	9.5	27	1
Collie	34	352	10.4	21	2
Tammie	19	177	9.3	29	1
Brown	16	86	5.4	17	0
Aldai	15	93	6.2	12	0
Eldridge	9	45	5.0	8	0
Carter	5	18	3.6	7	0
Fellon	2	10	5.0	5	0
Hill	2	16	8.0	9	0
Mahaffey	1	5	5.0	5	0
Gonzalez	0	0	0	0	0
COLTS	302	3223	10.7	87t	14
OPPONENTS	351	3824	10.9	81t	25

INTERCEPTIONS	NO.	YDS.	AVG.	LG	TD
Lefeged	2	25	12.5	25	0
Powers	2	19	9.5	13	1
Lacey	1	32	32.0	32t	1
Brackett	1	27	27.0	27	0
Bullitt	1	15	15.0	15	0
Angerer	1	0	0.0	0	0
COLTS	8	118	14.8	32t	2
OPPONENTS	14	119	8.5	42t	1

PUNTING	NO.	YDS.	AVG.	TB	IN20	LG	BLK.
McAfee	88	4098	46.6	3	21	64	1
COLTS	88	4098	46.6	3	21	64	1
OPPONENTS	74	3230	43.6	7	26	60	0

PUNT RETURNS	NO.	FC	YDS.	AVG.	LG	TD
Garcon	16	8	44	2.8	20	0
Lefeged	9	4	42	4.7	21	0
White	7	10	22	3.1	13	0
Powers	0	1	0	0	0	0
COLTS	32	23	108	3.4	21	0
OPPONENTS	48	18	550	11.5	79t	1

KICKOFF RETURNS	NO.	YDS.	AVG.	LG	TD
Lefeged	31	578	18.6	51	0
COLTS	31	578	18.6	51	0
OPPONENTS	19	584	30.7	76	0

SACKS: Colts 29.0, Opponents 35.0; Mathis 9.5-71.5; Freaney 8.5-87.5; Anderson 3.0-5.0; Brayton 2.0-6.0; Moala 2.0-2.0; Hughes 1.0-5.0; Mathews 1.0-9.0; Wheeler 1.0-6.0; Angerer 1.0-0.0

USUAL STARTERS PO BOWLERS IN BOLDFACE

	OFFENSE	DEFENSE
WR	R Reggie Wayne	LDE Robert Mathis
LT	Anthony Castonzo	LDT Fili Moala
LG	Joe Rietz	RDT Antonio Johnson
C	Jeff Saturday	RDE Dwight Freeney
RG	Ryan Diem	SLB Philip Wheeler
RT	Jeff Linkenbach	MLB Pat Angerer
TE	Dallas Clark	WLB Kavel Conner
WR	Pierre Garcon	LCB Jacob Lacey
QB	Curtis Painter	RCB Jerraud Powers
RB	Joseph Aldai	SS David Caldwell
H-B	Brody Eldridge	FS Antoine Bethea



2011 DEFENSIVE AND SPECIAL TEAMS STATISTICS

Player	TACKLES						QUARTERBACK		PASSES			BLK KICK		
	Total	Solo	Asst	Total	Solo	Asst	Sack-Yard	Int-Yd	Def	FF	FR	FG	PAT	Punt
Angerer	146	76	70	2	2		1.0-0.0	1-0	3	2	1			
Bethea	139	80	59						7	2	1			
Connor	104	50	54						2	1	1			
Wheeler	80	44	36				1.0-6.0			1				
Lacey	70	47	23	4	2	2		1-32	6	3	1			
Caldwell	62	39	23	6	3	3			4					
Sims	61	32	29	1	0	1			1					
Powers	51	33	18					2-19	6					
Mathis	45	29	16				9.5-71.5		1	3	3			
T. Johnson	33	25	8	4	4	0								
Thomas	33	20	13						3					
Rucker	32	23	9	2	2	0					1			
Lefeged	31	13	18	3	2	1		2-25	4					
Brayton	26	15	11				2.0-6.0							
Anderson	24	12	12				3.0-5.0		1		1	1		
Moala	22	13	9				2.0-2.0							
A. Johnson	20	8	12						2					
Freney	19	13	6				8.5-87.5			2				
Mathews	19	11	8				1.0-9.0		2					
Nevis	19	10	9						1					
Foster	12	6	6											
Muir	11	8	3											
Bullitt	11	6	5					1-15	1					
Hughes	9	4	5	7	4	3	1.0-5.0							
Eds	9	1	8	2	2	0								
Brackett	6	5	1					1-27	1					
Addison	6	2	4	2	0	2								
Tryon	5	4	1	2	2	0								
Moten	3	3	0	5	4	1								
Lutrus	1	1	0	7	5	2								
King	1	1	0	1	1	0								
McAfee				8	7	1								
Tamme				8	6	2								
Brown				5	4	1								
Snow				5	4	1								
Gronkowski				4	2	2								
Diles				3	2	1								
Hines				2	1	1								
Bentley				2	0	2								
Mahaffey				1	1	0								

ADMINISTRATION

COACHING STAFF

FOOTBALL OPERATIONS

FOOTBALL STAFF

PLAYERS

2011 SEASON IN REVIEW

COLTS HISTORY

RECORDS

COLTS IN THE COMMUNITY



Inside linebacker Pat Angerer led the team with 146 tackles, which ranked fourth in the NFL. He set a career-high with 20 stops in a Week 3 contest against Pittsburgh and also contributed with his first career interception (vs. Ten. in Week 15) and fumble recovery (at Hou. in Week 1).



Outside linebacker Robert Mathis was selected to the Pro Bowl after leading the Colts in sacks (9.5). The team's Ed Block Courage Award winner was also the team's lone recipient of the AFC Defensive Player of the Week honor following his performance against Houston in Week 16.



Outside linebacker Dwight Freney was selected to his seventh career Pro Bowl after contributing with 19 tackles, 8.5 sacks and two forced fumbles. He became the 26th player in NFL history to record 100.0-plus career sacks after logging two in Week 14. Freney leads the franchise with 102.5 sacks.



Game 1

September 11, 2011
Reliant Stadium, Houston, TX

**7-34**

Game 2

September 18, 2011
Lucas Oil Stadium, Indianapolis, IN

**19-27**

The Indianapolis Colts opened the regular season with a 34-7 loss to the Houston Texans at Reliant Stadium. It was all Houston most of the way, with the Texans totaling 384 yards of total offense. Quarterback Matt Schaub completed 17-of-24 passing attempts for 220 yards, one touchdown and a passer rating of 78.5. Running back Ben Tate added 116 rushing yards and one touchdown on 24 carries while Jacoby Jones brought back a punt for a 79-yard touchdown. The Colts' lone score came on a six-yard touchdown pass from Kerry Collins to Reggie Wayne. With his 197 passing yards, Collins surpassed Joe Montana (40,551) for 10th place on the league's all-time passing yardage list. Wayne finished the day with seven receptions for 106 yards (15.1 avg.) and one touchdown.

SCORING SUMMARY

	1	2	3	4	OT	F
COLTS	0	0	0	7	-	7
TEXANS	17	17	0	0	-	34

SCORING DRIVE

Team	Qtr	Time	Scoring Play	IND	HOU
Texans	1	4:27	Rackers 25 yd. field goal	0	3
Texans	1	2:56	Ward 1 yd. run (Rackers kick)	0	10
Texans	1	1:41	Tate 2 yd. run (Rackers kick)	0	17
Texans	2	6:57	Johnson 4 yd. pass from Schaub (Rackers kick)	0	24
Texans	2	1:34	Rackers 29 yd. field goal	0	27
Texans	2	0:54	Jones 79 yd. punt return (Rackers kick)	0	34
Colts	4	9:17	Wayne 6 yd. pass from Collins (Vinatieri kick)	7	34

TEAM STATISTICS

	Colts	Texans
Total Net Yards	236	384
Net Yards Rushing	64	167
Net Yards Passing	172	217
Total First Downs	15	26
Third Down Efficiency	1-9-11%	5-11-45%
Punts (Number and Average)	6-46.8	2-44.5
Net Punting Average	25.0	34.5
Penalties	6-60	4-30
Fumbles (Number and Lost)	3-2	1-1
Touchdowns	1	4
Field Goals (Made and Attempted)	0-1	2-2
Red Zone Efficiency	1-3-33%	3-6-50%
Time of Possession	23:16	36:44

INDIVIDUAL STATISTICS

RUSHING: Ind. - Addai 8-39; Carter 7-25; Collins 1-0. Hou. - Tate 24-116-1; Ward 11-39-1, Slaton 2-12; Schaub 4-0.

PASSING: Ind. - Collins 16-31-197, 1TD. Hou. - Schaub 17-24-220, 1TD, 2 INT.

RECEIVING: Ind. - Wayne 7-106-1; Clark 4-39; Garcon 3-39; Addai 2-13. Hou. - Johnson 7-95-1; Jones 3-43, Casey 3-29; Dreesen 1-21; Walter 1-14, Daniels 1-12; Slaton 1-6.



Wide receiver Reggie Wayne led the Colts in receiving with seven catches for 106 yards and one touchdown.

The Indianapolis Colts lost its home opener by a 27-19 margin against the Cleveland Browns at Lucas Oil Stadium. Kicker Adam Vinatieri split the uprights on all four field goal attempts, including a 52-yarder; however two touchdowns from Browns running back Peyton Hillis made the difference as Cleveland tallied 13 points in the fourth quarter. Quarterback Kerry Collins completed 19 passes for 191 yards and one touchdown while wide receiver Reggie Wayne paced the team with four catches for 66 yards. Running backs Joseph Addai and Delone Carter also combined for 110 rushing yards. Defensively, Dwight Freeney contributed with the team's lone sack while the unit forced four fumbles. Browns quarterback Colt McCoy completed 22-of-32 passing attempts for 211 yards, one touchdown and a 97.3 passer rating.

SCORING SUMMARY

	1	2	3	4	OT	F
BROWNS	0	14	0	13	-	27
COLTS	3	6	3	7	-	19

SCORING DRIVE

Team	Qtr	Time	Scoring Play	CLE	IND
Colts	1	10:31	Vinatieri 39 yd. field goal	0	3
Colts	2	14:15	Vinatieri 27 yd. field goal	0	6
Browns	2	7:53	Moore 16 yd. pass from McCoy (Dawson kick)	7	6
Colts	2	3:53	Vinatieri 52 yd. field goal	7	9
Browns	2	0:15	Hillis 1 yd. run (Dawson kick)	14	9
Colts	3	6:52	Vinatieri 36 yd. field goal	14	12
Browns	4	10:57	Dawson 20 yd. field goal	17	12
Browns	4	3:55	Hillis 24 yd. field goal	24	12
Browns	4	2:59	Dawson 23 yd. field goal	27	12
Colts	4	0:24	Clark 6 yd. pass from Collins (Vinatieri kick)	27	19

TEAM STATISTICS

	Browns	Colts
Total Net Yards	303	285
Net Yards Rushing	106	109
Net Yards Passing	197	176
Total First Downs	18	19
Third Down Efficiency	8-16-50%	4-14-29%
Punts (Number and Average)	5-40.2	4-52.0
Net Punting Average	40.2	39.0
Penalties	3-49	4-21
Fumbles (Number and Lost)	4-1	1-1
Touchdowns	3	1
Field Goals (Made and Attempted)	2-2	4-4
Red Zone Efficiency	2-4-50%	1-3-33%
Time of Possession	34:34	25:26

INDIVIDUAL STATISTICS

RUSHING: Ind. - Addai 14-64; Carter 11-46; Collins 1- -1. Cle. - Hillis 27-94-2; McCoy 3-10; Hardesty 3-1; Marecic 1-1.

PASSING: Ind. - Collins 19-38-191, 1TD, 1 INT. Cle. - McCoy 22-32-211, 1TD.

RECEIVING: Ind. - Wayne 4-66; Addai 4-37; Clark 4-32-1, Garcon 3-28; Collie 3-24, Eldridge 1-4. Cle. - Little 4-38; Hillis 4-23; Massaquoi 3-45; Cribbs 3-41; Smith 3-19; Watson 2-16, Marecic 2-13, Moore 1-16-1.



Outside linebacker Dwight Freeney totaled two tackles, one sack and one forced fumble.



Game 3

September 25, 2011

Lucas Oil Stadium, Indianapolis, IN



20-23



The Indianapolis Colts lost their third game of the season by a 23-20 margin to the Pittsburgh Steelers. The Colts defense totaled three turnovers, including a 47-yard fumble recovery for a touchdown by defensive end Jamaal Anderson and finished the game plus-two in turnover margin. Indianapolis' defense also held the Steelers to 67 rushing yards on 28 carries (2.4 avg.). The Colts held a 13-10 halftime lead on Anderson's touchdown and two field goals from Adam Vinatieri. Following a scoreless third quarter, Pittsburgh added a field goal and a Troy Polamalu fumble recovery for a touchdown to take a 20-13 lead. Quarterback Curtis Painter entered the game for an injured Kerry Collins and engineered an 80-yard drive which culminated into a Joseph Addai six-yard touchdown run to tie the game. The Steelers however were able to take the ensuing kickoff 60 yards down field to set up Shaun Suisham's game-winning field goal with four seconds remaining in the contest.

SCORING SUMMARY

	1	2	3	4	OT	F
STEELERS	10	0	0	13	-	23
COLTS	0	13	0	7	-	20

SCORING DRIVE

Team	Qtr	Time	Scoring Play	PIT	IND
Steelers	1	12:43	Suisham 48 yd. field goal	3	0
Steelers	1	3:29	Wallace 81 yd. pass from Roethlisberger (Suisham kick)	10	0
Colts	2	6:14	Vinatieri 21 yd. field goal	10	3
Colts	2	1:46	Anderson 47 yd. fumble return (Vinatieri kick)	10	10
Colts	2	0:15	Vinatieri 25 yd. field goal	10	13
Steelers	4	12:10	Suisham 44 yd. field goal	13	13
Steelers	4	5:13	Polamalu 16 yd. fumble return (Suisham kick)	20	13
Colts	4	2:09	Addai 6 yd. run (Vinatieri kick)	20	20
Steelers	4	0:04	Suisham 38 yd. field goal	23	20

TEAM STATISTICS

	Steelers	Colts
Total Net Yards	408	241
Net Yards Rushing	67	97
Net Yards Passing	341	144
Total First Downs	19	14
Third Down Efficiency	8-15-53%	7-16-44%
Punts (Number and Average)	3-37.3	7-44.4
Net Punting Average	30.0	35.1
Penalties	4-38	3-21
Fumbles (Number and Lost)	2-2	1-1
Touchdowns	2	2
Field Goals (Made and Attempted)	3-4	2-2
Red Zone Efficiency	0-2-0%	1-3-33%
Time of Possession	33:58	26:02

INDIVIDUAL STATISTICS

RUSHING: Ind. - Addai 17-86-1; Carter 4-11. Pit. - Mendenhall 18-37; Roethlisberger 5-15; Moore 2-9; Redman 3-6.

PASSING: Ind. - Collins 13-29-93; Painter 5-11-60. Pit. - Roethlisberger 25-37-364, 1TD, 1INT.

RECEIVING: Ind. - Garcon 6-82; Collie 5-29; Wayne 3-24; Clark 2-12; Eldridge 1-4; Addai 1-2. Pit. - Wallace 5-144-1; Miller 5-71; Brown 4-75; Ward 3-17; Mendenhall 3-9; Sanders 2-21; Moore 1-22; Johnson 1-3; Saunders 1-2.



Defensive end Jamaal Anderson recovered his first career fumble, which he returned 47 yards for a touchdown.

Game 4

October 3, 2011

Raymond James Stadium, Tampa, FL



17-24



The Indianapolis Colts lost their Monday Night Football match-up to the Tampa Bay Buccaneers, 24-17, at Raymond James Stadium. The Colts offense was led by quarterback Curtis Painter, who in his first career start set career highs in yards (281), touchdowns (two) and passer rating (99.4). He also connected with wide receiver Pierre Garcon for the fifth-longest pass in team history (87 yards) in the second quarter. Indianapolis jumped out to a 10-0 lead which was eventually matched by the Buccaneers in the third quarter. Painter found Garcon for their second touchdown connection of the game (59 yards) to take a 17-10 lead, but Tampa Bay rallied with 14 unanswered points to seal the victory. Buccaneers running back LeGarrette Blount rushed for 127 yards and one touchdown on 25 carries (5.1 avg.) while quarterback Josh Freeman finished the night with 287 yards two touchdowns (one rushing and one passing).

SCORING SUMMARY

	1	2	3	4	OT	F
COLTS	3	7	7	0	-	17
BUCCANEERS	0	7	10	7	-	24

SCORING DRIVE

Team	Qtr	Time	Scoring Play	IND	TB
Colts	1	10:26	Vinatieri 45 yd. field goal	3	0
Colts	2	8:47	Garcon 87 yd. pass from Painter (Vinatieri kick)	10	0
Bucs	2	3:54	Freeman 1 yd. run (Barth kick)	10	7
Bucs	3	9:43	Barth 46 yd. field goal	10	10
Colts	3	7:10	Garcon 59 yd. pass from Painter (Vinatieri kick)	17	10
Bucs	3	0:14	Parker 13 yd. pass from Freeman (Barth kick)	17	17
Bucs	4	3:15	Blount 35 yd. run (Barth kick)	17	24

TEAM STATISTICS

	Colts	Buccaneers
Total Net Yards	318	466
Net Yards Rushing	62	192
Net Yards Passing	256	274
Total First Downs	13	25
Third Down Efficiency	4-13-31%	7-17-41%
Punts (Number and Average)	6-44.3	5-44.0
Net Punting Average	41.5	44.0
Penalties	6-50	14-106
Fumbles (Number and Lost)	1-1	0-0
Touchdowns	2	3
Field Goals (Made and Attempted)	1-2	1-2
Red Zone Efficiency	0-1-0%	2-3-67%
Time of Possession	21:00	39:00

INDIVIDUAL STATISTICS

RUSHING: Ind. - Addai 11-41; Carter 7-21. T.B. - Blount 25-127-1; Freeman 6-27-1; Graham 2-24; Johnson 1-8; Williams 1-3; Benn 1-3.

PASSING: Ind. - Painter 13-30-281, 2TD. T.B. - Freeman 25-39-287, 1TD.

RECEIVING: Ind. - Wayne 4-59; Clark 3-46; Garcon 2-146-2; Collie 2-16; Addai 1-7; Eldridge 1-7. T.B. - Parker 5-70-1; Williams 5-66; Winslow 5-33; Graham 3-27; Lumpkin 3-25; Stocker 2-9; Benn 1-43; Blount 1-14.



Wide receiver Pierre Garcon posted 146 yards on two catches, both of which went for touchdowns. His 87-yard touchdown in the second quarter was the longest of his career and fifth longest in franchise history.

**Game 5**

October 9, 2011

Lucas Oil Stadium, Indianapolis, IN

**24-28**

The Indianapolis Colts lost their fifth game of the season, 28-24, to the Kansas City Chiefs at Lucas Oil Stadium. The Colts received a solid performance from quarterback Curtis Painter, who in his second career start, completed 15-of-27 passing attempts for 277 yards, two touchdowns and a 115.8 passer rating. Both touchdowns were thrown to wide receiver Pierre Garcon, who finished the day with five catches for 125 yards (25.0 avg.). The Colts jumped out to a 24-7 lead in the second quarter, but their offense sputtered in the second half as the Chiefs rallied to score three unanswered touchdowns to seal the win. Kansas City running back Jackie Battle turned in a career-high 19 carries for 119 yards (6.3) while quarterback Matt Cassel completed 21-of-29 passing attempts for 257 yards, four touchdowns and a passer rating of 138.9. Wide receiver Dwayne Bowe led the Chiefs in receiving with seven catches for 128 yards and two scores.

SCORING SUMMARY

	1	2	3	4	OT	F
CHIEFS	0	14	7	7	-	28
COLTS	7	17	0	0	-	24

SCORING DRIVE

Team	Qtr	Time	Scoring Play	KC	IND
Colts	1	7:36	Garcon 6 yd. pass from Painter (Vinatieri kick)	0	7
Colts	2	12:23	Vinatieri 53 yd. field goal	0	10
Colts	2	11:13	Garcon 67 yd. pass from Painter (Vinatieri kick)	0	17
Chiefs	2	5:11	Bowe 41 yd. pass from Cassel (Succop kick)	7	17
Colts	2	1:09	Carter 3 yd. run (Vinatieri kick)	7	24
Chiefs	2	0:13	Breaston 16 yd. pass from Cassel (Succop kick)	14	24
Chiefs	3	0:40	Bowe 5 yd. pass from Cassel (Succop kick)	21	24
Chiefs	4	5:15	Breaston 11 yd. pass from Cassel (Succop kick)	28	24

TEAM STATISTICS

	Chiefs	Colts
Total Net Yards	436	355
Net Yards Rushing	194	78
Net Yards Passing	242	277
Total First Downs	26	15
Third Down Efficiency	8-14-57%	5-12-42%
Punts (Number and Average)	6-44.8	5-55.4
Net Punting Average	41.2	47.6
Penalties	5-39	4-40
Fumbles (Number and Lost)	1-0	0-0
Touchdowns	4	3
Field Goals (Made and Attempted)	0-0	1-1
Red Zone Efficiency	3-3-100%	2-2-100%
Time of Possession	33:07	26:53

INDIVIDUAL STATISTICS

RUSHING: Ind. - Brown 8-38; Carter 12-22-1; Addai 6-19; Painter 1- -1. K.C. - Battle 19-119; Jones 10-55; Cassel 5-12; McCluster 4-8.

PASSING: Ind. - Painter 15-27-277, 2TD. K.C. - Cassel 21-29-257, 4TD.

RECEIVING: Ind. - Garcon 5-125-2; Wayne 4-77; Collie 2-50; Carter 2-12; Clark 1-7; Addai 1-6. K.C. - Bowe 7-128-2; Breaston 4-50-2; Colbert 2-24; Battle 2-21; Pope 2-8; Jones 2-7; McCluster 1-10; Copper 1-9.



Running back Delone Carter registered his first career touchdown in the second quarter.

Game 6

October 16, 2011

Paul Brown Stadium, Cincinnati, OH

**17-27**

Indianapolis lost a road meeting with the Cincinnati Bengals at Paul Brown Stadium by a 27-17 margin. With the Bengals holding a 20-7 lead in the fourth quarter, the Colts rallied and produced 10 points to cut the lead to three. Tight end Dallas Clark found the back of the end zone on a one-yard pass from quarterback Curtis Painter and kicker Adam Vinatieri tacked on a 46-yard field goal. With just over two minutes left in the game, Cincinnati recovered a Colts' fumble and returned it 35 yards for the game-winning score. Quarterback Curtis Painter completed 23-of-34 passing for 188 yards, one touchdown and one interception. Wide receiver Reggie Wayne led the team in receiving with 58 yards and the Colts were paced by Delone Carter (45 yards) and Donald Brown (35 yards) on the ground. Brown scored his first touchdown of the season in the second quarter. The Colts defense allowed 20 points and limited the Bengals to 94 rushing yards.

SCORING SUMMARY

	1	2	3	4	OT	F
COLTS	0	7	0	10	-	17
BENGALS	7	3	10	7	-	27

SCORING DRIVE

Team	Qtr	Time	Scoring Play	IND	CIN
Bengals	1	9:19	Green 11 yd. pass from Dalton (Nugent kick)	0	7
Colts	2	11:14	Brown 18 yd. run (Vinatieri kick)	7	7
Bengals	2	0:00	Nugent 20 yd. field goal	7	10
Bengals	3	10:27	Benson 1 yd. run (Nugent kick)	7	17
Bengals	3	2:20	Nugent 43 yd. field goal	7	20
Colts	4	14:56	Vinatieri 46 yd. field goal	10	20
Colts	4	9:33	Clark 1 yd. pass from Painter (Vinatieri kick)	17	20
Bengals	4	2:22	Dunlap 35 yd. fumble return (Nugent kick)	17	27

TEAM STATISTICS

	Colts	Bengals
Total Net Yards	273	358
Net Yards Rushing	94	94
Net Yards Passing	179	264
Total First Downs	18	17
Third Down Efficiency	6-12-50%	6-14-43%
Punts (Number and Average)	4-52.0	5-44.2
Net Punting Average	43.3	43.2
Penalties	2-11	11-111
Fumbles (Number and Lost)	2-2	0-0
Touchdowns	2	3
Field Goals (Made and Attempted)	1-2	2-3
Red Zone Efficiency	2-2-100%	2-4-50%
Time of Possession	26:24	33:36

INDIVIDUAL STATISTICS

RUSHING: Ind. - Carter 14-45; Brown 5-35-1; Painter 4-14. Cin. - Benson 16-57-1; Scott 11-29; Leonard 2-9; Dalton 2 - -1.

PASSING: Ind. - Painter 23-34-188, 1TD, 1INT. Cin. - Dalton 25-32-264, 1TD.

RECEIVING: Ind. - Garcon 8-52; Clark 6-53-1; Wayne 5-58; Brown 2-16; Collie 1-8; Tammie 1-1. Cin. - Simpson 6-101; Green 5-51-1; Caldwell 4-32; Gresham 4-23; Leonard 2-38; Hawkins 1-7; Benson 1-5; Scott 1-5; Lee 1-2.



Tight end Dallas Clark finished with six receptions for 53 yards and one touchdown in the fourth quarter.



Game 7

October 23, 2011

Mercedes-Benz Superdome,
New Orleans, LA

7-62



The Indianapolis Colts lost their Sunday Night Football match-up to the New Orleans Saints, 62-7, at the Mercedes-Benz Superdome. Indianapolis had success on the ground combining for 155 yards on 23 carries (6.7 avg.). Delone Carter led the Colts with 10 rushes for 89 yards (8.9 avg.) and one touchdown. The Saints controlled both the ground and the air, totaling 236 yards and 325 yards, respectively. Running backs Mark Ingram and Darren Sproles split carries, with Ingram gaining 91 yards on 14 rushes (6.5 avg.) and Sproles totaling 88 yards and one touchdown on 12 carries (7.3 avg.). In three quarters of work, quarterback Drew Brees completed 31-of-35 passing attempts for 325 yards, five touchdowns and a passer rating of 144.9. Marques Colston was the Saints leading receiver, catching seven passes for 98 yards (14.0 avg.) and two touchdowns.

SCORING SUMMARY

	1	2	3	4	OT	F
COLTS	0	7	0	0	-	7
SAINTS	21	13	14	14	-	62

SCORING DRIVE

Team	Qtr	Time	Scoring Play	IND	NO
Saints	1	9:02	Colston 14 yd. pass from Brees (Kasay kick)	0	7
Saints	1	5:31	Colston 4 yd. pass from Brees (Kasay kick)	0	14
Saints	1	0:42	Sproles 6 yd. pass from Brees (Kasay kick)	0	21
Saints	2	10:39	Collins 1 yd. run (Kasay kick)	0	28
Saints	2	4:20	Kasay 23 yd. field goal (Kasay kick)	0	31
Colts	2	1:56	Carter 2 yd. run (Vinatieri kick)	7	31
Saints	2	0:00	Kasay 47 yd. field goal	7	34
Saints	3	9:16	Graham 4 yd. pass from Brees (Kasay kick)	7	41
Saints	3	1:41	Graham 2 yd. pass from Brees (Kasay kick)	7	48
Saints	4	12:26	Sproles 16 yd. run (Kasay kick)	7	55
Saints	4	12:12	Torrence 42 yd. interception return (Kasay kick)	7	62

TEAM STATISTICS

	Colts	Saints
Total Net Yards	252	557
Net Yards Rushing	155	236
Net Yards Passing	97	321
Total First Downs	11	36
Third Down Efficiency	4-11-36%	6-8-75%
Punts (Number and Average)	1-53.0	1-53.0
Net Punting Average	42.0	40.0
Penalties	7-49	1-10
Fumbles (Number and Lost)	2-2	0-0
Touchdowns	1	8
Field Goals (Made and Attempted)	0-0	2-2
Red Zone Efficiency	1-1-100%	7-8-88%
Time of Possession	21:41	38:19

INDIVIDUAL STATISTICS

RUSHING: Ind. - Carter 10-89-1; Brown 9-47; Painter 2-11; Addai 2-8. N.O. - Ingram 14-91; Sproles 12-88-1; Thomas 10-57; Collins 1-1-1; Meachem 1-1-1.

PASSING: Ind. - Painter 9-17-67, 1INT; Orlovsky 3-5-35. N.O. - Brees 31-35-325, 5TD.

RECEIVING: Ind. - Wayne 3-36; Garcon 3-31; Collie 2-12; Eldridge 2-12; Addai 2-11. N.O. - Colston 7-98-2; Graham 6-54-2; Sproles 3-19-1; Thomas 5-68; Moore 3-44; Meachem 2-27; Henderson 1-9; Ingram 1-6.



Running back Delone Carter led the team and produced a career-high 89 rushing yards on 10 carries while adding one touchdown.

Game 8

October 30, 2011

LP Field, Nashville, TN



10-27



The Indianapolis Colts lost their meeting with the Tennessee Titans, 27-10, at LP Field. The Indianapolis defense was stout against the run, holding the Titans to 96 yards on 31 carries (3.1 avg.) and held running back Chris Johnson to 34 yards on 14 rushes (2.4 avg.). Offensively, quarterback Curtis Painter completed 26-of-49 passing attempts for 250 yards, two interceptions and a passer rating of 50.6. Painter also led the team in rushing with 79 yards on seven carries. The Titans took a 20-0 lead into halftime following two field goals from Rob Bironas, a blocked punt recovery in the endzone and a three-yard rush from Nate Washington. The Colts generated two scoring drives in the second half, which included a 22-yard field goal from Adam Vinatieri and Donald Brown's second rushing touchdown of the season. An Indianapolis comeback fell short however as the Titans added a late touchdown from Washington to seal the victory.

SCORING SUMMARY

	1	2	3	4	OT	F
COLTS	0	0	3	7	-	10
TITANS	3	17	0	7	-	27

SCORING DRIVE

Team	Qtr	Time	Scoring Play	IND	TEN
Titans	1	7:01	Bironas 51 yd. field goal	0	3
Titans	2	9:52	McCourty blocked punt recovery in end zone (Bironas kick)	0	10
Titans	2	2:31	Bironas 50 yd. field goal	0	13
Titans	2	0:22	Washington 3 yd. run (Bironas kick)	0	20
Colts	3	7:41	Vinatieri 22 yd. field goal	3	20
Colts	4	13:29	Brown 4 yd. run (Vinatieri kick)	10	20
Titans	4	5:20	Washington 14 yd. pass from Hasselbeck (Bironas kick)	10	27

TEAM STATISTICS

	Colts	Titans
Total Net Yards	399	311
Net Yards Rushing	158	96
Net Yards Passing	241	215
Total First Downs	22	17
Third Down Efficiency	6-17-35%	7-17-41%
Punts (Number and Average)	7-38.4	8-41.3
Net Punting Average	32.9	34.1
Penalties	10-66	3-40
Fumbles (Number and Lost)	1-0	0-0
Touchdowns	1	3
Field Goals (Made and Attempted)	1-1	2-2
Red Zone Efficiency	1-4-25%	2-2-100%
Time of Possession	28:32	31:28

INDIVIDUAL STATISTICS

RUSHING: Ind. - Painter 7-79; Carter 9-46; Brown 10-33-1. Ten. - Ringer 14-60; Johnson 14-34; Washington 1-3-1, Harper 1-0; Hasselbeck 1-1-1.

PASSING: Ind. - Painter 26-49-250, 2INT. Ten. - Hasselbeck 23-33-224, 1TD.

RECEIVING: Ind. - Garcon 7-66; Clark 6-77; Wayne 5-61; Collie 5-44; Carter 2-1; Brown 1-1. Ten. - Ringer 5-42; Williams 4-60; Washington 4-34-1; Hawkins 3-18; Johnson 3-17; Cook 2-40; Hall 2-13.



Running back Donald Brown totaled 33 rushing yards and one touchdown, his second of the season.

ADMINISTRATION

COACHING STAFF

FOOTBALL OPERATIONS

FOOTBALL STAFF

PLAYERS

2011 SEASON IN REVIEW

COLTS HISTORY

RECORDS

COLTS IN THE COMMUNITY



Game 9

November 6, 2011

Lucas Oil Stadium, Indianapolis, IN



7-31



The Indianapolis Colts lost their match-up with the Atlanta Falcons, 31-7, at Lucas Oil Stadium. Atlanta scored touchdowns on three of its first four drives of the game, which included 50 and 80-yard touchdown receptions from rookie wide receiver Julio Jones. Cornerback Jerrard Powers cut the deficit to 14 points with his six-yard interception return for a touchdown in the second quarter, but the Colts could not manage a comeback as the Falcons added another 10 points in the second half to seal the victory. For the Colts, running back Donald Brown had the second-highest single-game rushing total of his career, gaining 70 yards on 26 carries. Atlanta was led by quarterback Matt Ryan who completed 12-of-24 passes for 275 yards, three touchdowns and a passer rating of 120.7. Wide receiver Julio Jones caught three passes for 131 yards and two touchdowns while running back Michael Turner led the group with 19 runs for 71 yards and one touchdown.

SCORING SUMMARY

	1	2	3	4	OT	F
FALCONS	14	7	7	3	-	31
COLTS	0	7	0	0	-	7

SCORING DRIVE

Team	Qtr	Time	Scoring Play	ATL	IND
Falcons	1	11:38	Turner 1 yd. run (Bryant kick)	7	0
Falcons	1	2:51	Jones 50 yd. pass from Ryan (Bryant kick)	14	0
Falcons	2	11:55	Jones 80 yd. pass from Ryan (Bryant kick)	21	0
Colts	2	7:47	Powers 6 yd. interception return (Vinatieri kick)	21	7
Falcons	3	2:50	Gonzalez 1 yd. pass from Ryan (Bryant kick)	28	7
Falcons	4	10:15	Bryant 20 yd. field goal	31	7

TEAM STATISTICS

	Falcons	Colts
Total Net Yards	432	186
Net Yards Rushing	163	83
Net Yards Passing	269	103
Total First Downs	21	10
Third Down Efficiency	6-14-43%	4-14-29%
Punts (Number and Average)	7-45.9	9-50.1
Net Punting Average	43.1	45.8
Penalties	1-10	6-32
Fumbles (Number and Lost)	0-0	1-1
Touchdowns	1-1	1
Field Goals (Made and Attempted)	1-1	0-0
Red Zone Efficiency	2-3-67%	0-0-0%
Time of Possession	37:46	22:14

INDIVIDUAL STATISTICS

RUSHING: Ind. - Brown 16-70; Carter 4-8; Painter 1-5. Atl. - Turner 19-71-1; Rodgers 10-44; Jones 2-33; Snelling 8-15; Ryan 2-0.

PASSING: Ind. - Painter 13-27-98, 1INT; Orlovsky 4-6-20. Atl. - Ryan 14-24-275, 3TD, 1INT.

RECEIVING: Ind. - Collie 4-32; Wayne 4-30; Garcon 3-22; Clark 2-21; Tammie 2-6; Eldridge 1-6; Brown 1-1. Atl. - White 4-76; Gonzalez 4-36-1; Jones 3-131-2; Rodgers 1-16; Palmer 1-9; Turner 1-7.



Cornerback Jerrard Powers totaled three tackles, one pass defended and one interception, which he returned six yards for a touchdown.

Game 10

November 13, 2011

Lucas Oil Stadium, Indianapolis, IN



3-17



The Colts were defeated by the Jacksonville Jaguars, 17-3, in front of 64,619 fans at Lucas Oil Stadium. Indianapolis' defense held steady early in the game allowing only three first half points (a season-best for a first half). A 42-yard Adam Vinatieri field goal in the second quarter tied the score for the Colts at halftime. Jacksonville pieced together a 16-play, 86-yard drive in the third quarter, which was capped by a Jarett Dillard 11-yard touchdown reception. Jaguars running back Maurice Jones-Drew then sealed the victory with a three-yard touchdown run in the fourth quarter. Jones-Drew pieced together a solid rushing performance with 25 carries for 114 yards. The Colts offense was led by running back Donald Brown, who totaled 53 yards on 14 carries (3.8 avg.). Defensively, cornerback Jerrard Powers intercepted his second pass in as many games while defensive ends Robert Mathis and Tyler Brayton each recorded one sack apiece.

SCORING SUMMARY

	1	2	3	4	OT	F
JAGUARS	3	0	7	7	-	17
COLTS	0	3	0	0	-	3

SCORING DRIVE

Team	Qtr	Time	Scoring Play	JAX	IND
Jaguars	1	2:44	Scobee 44 yd. field goal	3	0
Colts	2	14:20	Vinatieri 42 yd. field goal	3	3
Jaguars	3	1:49	Dillard 11 yd. pass from Gabbert (Scobee kick)	10	3
Jaguars	4	3:52	Jones-Drew 3 yd. run (Scobee kick)	17	3

TEAM STATISTICS

	Jaguars	Colts
Total Net Yards	251	212
Net Yards Rushing	141	84
Net Yards Passing	110	128
Total First Downs	18	13
Third Down Efficiency	6-15-40%	4-15-27%
Punts (Number and Average)	6-38.7	6-41.0
Net Punting Average	36.8	41.0
Penalties	5-55	6-40
Fumbles (Number and Lost)	0-0	2-1
Touchdowns	2	0
Field Goals (Made and Attempted)	1-2	1-1
Red Zone Efficiency	2-3-67%	0-2-0%
Time of Possession	35:21	24:39

INDIVIDUAL STATISTICS

RUSHING: Ind. - Brown 14-53; Garcon 1-18; Carter 6-14; Painter 2 - -1. Jax. - Jones-Drew 25-114-1; Thomas 1-12; Gabbert 6-8; Karim 9-7.

PASSING: Ind. - Painter 13-19-94, 2INT; Orlovsky 7-10-67. Jax. - Gabbert 14-21-118, 1TD, 1INT.

RECEIVING: Ind. - Tammie 6-75; Collie 4-31; Brown 4-12; Garcon 3-30; Wayne 3-13. Jax. - West 3-39; Karim 3-25; Jones-Drew 3-23; Dillard 2-30-1; Potter 1-4; Thomas 1-1; Lewis 1 - -4.



Robert Mathis led the defensive line with six tackles while adding one sack in the third quarter.

**Game 11**

November 27, 2011

Lucas Oil Stadium, Indianapolis, IN

**19-27**

The Indianapolis Colts lost their match-up with the Carolina Panthers at Lucas Oil Stadium by a 27-19 margin. The Colts fought back from an early 10-0 deficit with strong performances from wide receiver Reggie Wayne and running back Donald Brown. Brown totaled his highest rushing total of the season, carrying the ball 14 times for 80 yards and one touchdown while Wayne turned in a season-high in receiving yards (122) on five catches, including a 56-yard touchdown grab from quarterback Curtis Painter in the fourth quarter. Indianapolis was able to keep the score tied at 10 at halftime after defensive end Jamaal Anderson blocked a 45-yard Olindo Mare field goal attempt on the last play of the second quarter. DeAngelo Williams found the end zone twice for Carolina in the second half. With the Colts driving late in the fourth quarter in an attempt to tie the game, a Painter pass was tipped and intercepted in the end zone which sealed the Panthers' win.

SCORING SUMMARY

	1	2	3	4	OT	F
PANTHERS	3	7	7	10	-	27
COLTS	0	10	3	6	-	19

SCORING DRIVE

Team	Qtr	Time	Scoring Play	CAR	IND
Panthers	1	4:07	Mare 40 yd. field goal	3	0
Panthers	2	14:03	Newton 14 yd. run (Mare kick)	10	0
Colts	2	12:08	Brown 17 yd. run (Vinatieri kick)	10	7
Colts	2	1:46	Vinatieri 43 yd. field goal	10	10
Panthers	3	9:13	Williams 25 yd. run (Mare kick)	17	10
Colts	3	0:32	Vinatieri 31 yd. field goal	17	13
Panthers	4	10:23	Williams 2 yd. run (Mare kick)	24	13
Colts	4	8:16	Wayne 56 yd. pass from Painter (Two point conversion failed)	24	19
Panthers	4	5:53	Mare 41 yd. field goal	27	19

TEAM STATISTICS

	Panthers	Colts
Total Net Yards	377	323
Net Yards Rushing	201	105
Net Yards Passing	176	218
Total First Downs	22	17
Third Down Efficiency	6-12-50%	1-9-11%
Punts (Number and Average)	4-45.3	5-45.6
Net Punting Average	46.0	41.0
Penalties	6-92	2-15
Fumbles (Number and Lost)	1-1	1-0
Touchdowns	3	2
Field Goals (Made and Attempted)	2-3	2-2
Red Zone Efficiency	2-2-100%	1-3-33%
Time of Possession	36:17	23:43

INDIVIDUAL STATISTICS

RUSHING: Ind. - Brown 14-80-1; Addai 7-23; Garcon 2-2. Car. - Stewart 10-70; Williams 15-69-2; Newton 9-53-1; Smith 1-9.

PASSING: Ind. - Painter 15-29-226, 1TD, 2INT. Car. - Newton 20-27-208.

RECEIVING: Ind. - Wayne 5-122-1; Garcon 3-34; Collie 3-28; Tamme 2-20; Brown 1-17; Mahaffey 1-5. Car. - LaFell 5-46; Smith 3-68; Shockey 3-41; Olsen 3-24; Nannee 3-17; Stewart 3-12.



Wide receiver Reggie Wayne contributed with his highest receiving total of the season with 122 yards on five receptions. Wayne recorded a 56-yard touchdown in the fourth quarter.

Game 12

December 4, 2011

Gillette Stadium, Foxborough, MA

**24-31**

The Indianapolis Colts lost their first start contest with the New England Patriots at Gillette Stadium, 31-24. In his first start as a Colt, quarterback Dan Orlovsky set a career-high and a Colts season-high with 353 passing yards. Orlovsky finished the day completing 30-of-37 passing attempts (81 percent), throwing for two touchdowns and registering a 113.2 passer rating. Orlovsky also set a Colts season-high by completing a pass to eight different receivers. Pierre Garcon led the team and set career highs in receiving yards (150) and receptions (nine) while adding two scores. The Colts faced a 31-3 deficit in the fourth quarter as Patriots tight end Rob Gronkowski contributed with three touchdowns, two of which on the receiving end from quarterback Tom Brady. Indianapolis mounted a comeback as the team scored three touchdowns in its final four possessions of the game, but could not recover a late onside kick, as the Patriots claimed victory.

SCORING SUMMARY

	1	2	3	4	OT	F
COLTS	0	3	0	21	-	24
PATRIOTS	3	14	14	0	-	31

SCORING DRIVE

Team	Qtr	Time	Scoring Play	IND	NE
Patriots	1	9:30	Gostkowski 39 yd. field goal	0	3
Colts	2	14:11	Vinatieri 31 yd. field goal	3	3
Patriots	2	2:57	Gronkowski 11 yd. pass from Brady (Gostkowski kick)	3	10
Patriots	2	0:13	Green-Ellis 1 yd. run (Gostkowski kick)	3	17
Patriots	3	12:16	Gronkowski 21 yd. pass from Brady (Gostkowski kick)	3	24
Patriots	3	4:13	Gronkowski 2 yd. run (Gostkowski kick)	3	31
Colts	4	10:24	Brown 5 yd. run (Vinatieri kick)	10	31
Colts	4	2:12	Garcon 33 yd. pass from Orlovsky (Vinatieri kick)	17	31
Colts	4	0:36	Garcon 12 yd. pass from Orlovsky (Vinatieri kick)	24	31

TEAM STATISTICS

	Colts	Patriots
Total Net Yards	437	366
Net Yards Rushing	99	73
Net Yards Passing	338	293
Total First Downs	26	24
Third Down Efficiency	10-15-67%	6-11-55%
Punts (Number and Average)	3-48.0	4-46.8
Net Punting Average	43.0	41.5
Penalties	5-29	3-20
Fumbles (Number and Lost)	1-1	1-0
Touchdowns	3	4
Field Goals (Made and Attempted)	1-1	1-1
Red Zone Efficiency	2-3-67%	3-3-100%
Time of Possession	36:17	23:43

INDIVIDUAL STATISTICS

RUSHING: Ind. - Brown 14-41-1; Addai 13-39; Carter 3-20; Orlovsky 1 - 1. N.E. - Ridley 8-33; Green-Ellis 6-14-1; Woodhead 4-12; Brady 3-7; Faulk 2-5; Gronkowski 1-2-1.

PASSING: Ind. - Orlovsky 30-37-353, 2TD, 1INT. N.E. - Brady 29-38-289, 2TD.

RECEIVING: Ind. - Garcon 9-150-2; Collie 7-70; Wayne 5-55; Tamme 5-49; Brown 1-15; Felton 1-7; Hill 1-5; Addai 1-2. N.E. - Welker 11-110; Hernandez 7-43; Gronkowski 5-64-2; Branch 3-37; Faulk 1-13; Ochocinco 1-12; Underwood 1-10.



Wide receiver Pierre Garcon set career highs in receptions (nine) and receiving yards (150) while contributing with his third multiple-touchdown game of the season.

ADMINISTRATION

COACHING STAFF

FOOTBALL OPERATIONS

FOOTBALL STAFF

PLAYERS

2011 SEASON IN REVIEW

COLTS HISTORY

RECORDS

COLTS IN THE COMMUNITY

**Game 13**

December 11, 2011

M&T Bank Stadium, Baltimore, MD

**10-24**

The Ravens jumped out to a 17-0 lead in the second quarter on touchdowns from Torrey Smith and Ray Rice with the addition of a Billy Cundiff field goal. Adam Vinatieri notched Indianapolis' first points of the game prior to the end of the first half when his 22-yard attempt sailed through the uprights. Vinatieri is a perfect 10-for-10 on field goal attempts against Baltimore in his career. The Ravens added a second half touchdown prior to Dan Orlovsky's 13-yard touchdown pass to tight end Jacob Tamme as time ran out in the game. Defensive end Dwight Freney finished the contest with two sacks and topped 100 for his career. Orlovsky completed 17-of-37 passes for 136 yards, one touchdown and one interception for a 53.4 passer rating. Wide receiver Pierre Garcon maintained his pace for a 1,000-yard season and led the team with five receptions for 46 yards.

SCORING SUMMARY

	1	2	3	4	OT	F
COLTS	0	3	0	7	-	10
RAVENS	10	7	7	0	-	24

SCORING DRIVE

Team	Qtr	Time	Scoring Play	IND	BAL
Ravens	1	10:09	Smith 8 yd. pass from Flacco (Cundiff kick)	0	7
Ravens	1	1:20	Cundiff 36 yd. field goal	0	10
Ravens	2	10:07	Rice 6 yd. run (Cundiff kick)	0	17
Colts	2	3:06	Vinatieri 22 yd. field goal	3	17
Ravens	3	3:41	Pitta 7 yd. pass from Flacco (Cundiff kick)	3	24
Colts	4	0:00	Tamme 13 yd. pass from Orlovsky (Vinatieri kick)	10	24

TEAM STATISTICS

	Colts	Ravens
Total Net Yards	167	358
Net Yards Rushing	50	146
Net Yards Passing	117	212
Total First Downs	12	24
Third Down Efficiency	2-14-14%	7-13-54%
Punts (Number and Average)	6-44.7	3-48.3
Net Punting Average	34.8	45.7
Penalties	3-15	5-40
Fumbles (Number and Lost)	3-0	1-1
Touchdowns	1	3
Field Goals (Made and Attempted)	1-1	1-1
Red Zone Efficiency	1-3-33%	3-4-75%
Time of Possession	23:52	36:08

INDIVIDUAL STATISTICS

RUSHING: Ind. - Brown 9-28; Addai 2-16; Carter 5-6. Bal. - Rice 26-103-1; Smith 1-16; Leach 3-14; Williams 7-13.

PASSING: Ind. - Orlovsky 17-37-136, 1TD, 1INT. Bal. - Flacco 23-31-227, 2TD, 1INT.

RECEIVING: Ind. - Garcon 5-46; Wayne 4-41; Collie 4-25; Tamme 1-13-1; Clark 1-12; Hill 1-5; Brown 1- -6. Bal. - Rice 6-46; Boldin 5-57; Smith 5-48-1; Pitta 3-29-1; Dickson 2-19; Evans 1-21; Leach 1-7.



Outside linebacker Dwight Freney totaled two sacks against the Ravens and became the 26th player in NFL history to reach the 100-sack milestone for a career.

Game 14

December 18, 2011

Lucas Oil Stadium, Indianapolis, IN

**27-13**

Indianapolis picked up its first win of the season, defeating the Tennessee Titans, 27-13 at Lucas Oil Stadium. The Colts won the turnover battle intercepting two passes and recovering a fumble. The first interception came when cornerback Jacob Lacey picked off a Matt Hasselbeck pass and returned it 32 yards to a touchdown to give the Colts a 17-6 lead in the third quarter. Linebacker Pat Angerer had the other interception, which he recorded in the end zone to stall a potential Titans scoring drive. Offensively, Indianapolis posted a season-high 205 rushing yards on 34 carries (6.0 avg.). Running back Donald Brown set a career-high with 161 yards, including a career-long 80-yard touchdown run in the fourth quarter to help seal the Colts victory. In his third start with the team, Dan Orlovsky completed 11 passes for 82 yards and one touchdown, an 18-yard pass to Reggie Wayne in the third quarter, which gave the Colts a 10-6 advantage.

SCORING SUMMARY

	1	2	3	4	OT	F
TITANS	0	6	0	7	-	13
COLTS	3	0	14	10	-	27

SCORING DRIVE

Team	Qtr	Time	Scoring Play	TEN	IND
Colts	1	0:00	Vinatieri 47 yd. field goal	0	3
Titans	2	5:32	Bironas 53 yd. field goal	3	3
Titans	2	0:21	Bironas 21 yd. field goal	6	3
Colts	3	9:36	Wayne 18 yd. pass from Orlovsky (Vinatieri kick)	6	10
Colts	3	6:31	Lacey 32 yd. interception return (Vinatieri kick)	6	17
Colts	4	12:53	Vinatieri 40 yd. field goal	6	20
Titans	4	3:43	Washington 7 yd. pass from Locker (Bironas kick)	13	20
Colts	4	3:26	Brown 80 yd. run (Vinatieri kick)	13	27

TEAM STATISTICS

	Titans	Colts
Total Net Yards	388	287
Net Yards Rushing	66	205
Net Yards Passing	322	82
Total First Downs	21	10
Third Down Efficiency	6-16-38%	3-12-25%
Punts (Number and Average)	7-47.0	7-45.9
Net Punting Average	45.0	40.1
Penalties	7-70	4-25
Fumbles (Number and Lost)	1-1	1-1
Touchdowns	1	3
Field Goals (Made and Attempted)	2-2	2-2
Red Zone Efficiency	1-3-33%	1-1-100%
Time of Possession	31:57	28:03

INDIVIDUAL STATISTICS

RUSHING: Ind. - Brown 16-161-1; Addai 11-20; Carter 3-19; Garcon 1-8; Orlovsky 3- -3. Ten. - Johnson 15-55; Locker 1-9; Harper 2-3; Hasselbeck 1- -1.

PASSING: Ind. - Orlovsky 11-17-82, 1TD. Ten. - Hasselbeck 27-40-223, 2INT; Locker 11-16-108, 1TD.

RECEIVING: Ind. - Wayne 3-33-1; Garcon 2-24; Addai 2-7; Felton 1-9; Eldridge 1-4; Tamme 1-3; Brown 1-2. Ten. - Cook 9-103; Hawkins 8-88; Johnson 8-54; Washington 7-62; Williams 2-15; Hall 2- -2; Stevens 1-9; Harper 1-2.



Running back Donald Brown set a career-high with 161 yards on 16 carries and added an 80-yard touchdown, which was the longest Colts rush since 1964.

**Game 15**

December 22, 2011

Lucas Oil Stadium, Indianapolis, IN

**19-16**

The Colts avoided their first series sweep dating back to 2002 with a 19-16 victory over the Houston Texans at Lucas Oil Stadium. The Texans jumped out to a 13-9 lead entering the fourth quarter, but the Colts rallied with Adam Vinatieri's four field goal of the day (31 yards) and Reggie Wayne's one-yard touchdown reception with 19 seconds remaining in the game to seal the victory. Wayne led the team with eight receptions for 106 yards and one score while quarterback Dan Orlovsky completed 23-of-41 passes for 244 yards and one touchdown for an 81.8 quarterback rating. Defensively, the Colts registered a season-high four sacks, two of which coming from defensive end Robert Mathis. With his total, Mathis took the team lead with 8.5. Safety Antoine Bethea led the defense in tackles with nine (eight solo) and added one forced fumble.

SCORING SUMMARY

	1	2	3	4	OT	F
TEXANS	10	0	3	3	-	16
COLTS	3	3	3	10	-	19

SCORING DRIVE

Team	Qtr	Time	Scoring Play	HOU	IND
Texans	1	14:06	Foster 9 yd. run (Rackers kick)	7	0
Colts	1	4:38	Vinatieri 23 yd. field goal	7	3
Texans	1	2:01	Rackers 44 yd. field goal	10	3
Colts	2	3:36	Vinatieri 32 yd. field goal	10	6
Texans	3	10:25	Rackers 35 yd. field goal	13	6
Colts	3	0:54	Vinatieri 47 yd. field goal	13	9
Colts	4	6:48	Vinatieri 31 yd. field goal	13	12
Texans	4	1:56	Wayne 1 yd. pass from Orlovsky	16	12
Colts	4	0:19	Wayne 1 yd. pass from Orlovsky (Vinatieri kick)	16	19

TEAM STATISTICS

	Texans	Colts
Total Net Yards	283	320
Net Yards Rushing	171	95
Net Yards Passing	112	225
Total First Downs	14	24
Third Down Efficiency	1-10-10%	7-17-41%
Punts (Number and Average)	6-42.2	5-41.8
Net Punting Average	35.5	38.6
Penalties	11-84	4-35
Fumbles (Number and Lost)	2-1	2-1
Touchdowns	1	1
Field Goals (Made and Attempted)	3-3	4-5
Red Zone Efficiency	1-3-33%	1-5-20%
Time of Possession	27:05	32:55

INDIVIDUAL STATISTICS

RUSHING: Ind. - Addai 19-59; Brown 11-35; Orlovsky 1-2; Carter 1- -1. Hou. - Foster 23-158-1; Jones 1-15; Tate 6- -1; Yates 1- -1.

PASSING: Ind. - Orlovsky 23-41-244, 1TD. Hou. - Yates 13-16-132.

RECEIVING: Ind. - Wayne 8-106-1; Garcon 6-50; Collie 3-49; Brown 2-13; Eldridge 2-8; Tammie 1-10; Addai 1-8. Hou. - Dreessen 4-38; Walter 3-47; Foster 3-16; Jones 2-27; Daniels 1-4.



Quarterback Dan Orlovsky won his second game as a starting quarterback in the NFL and completed 23-of-41 passes for 244 yards and one touchdown.

Game 16

January 1, 2012

EverBank Field, Jacksonville, FL

**13-19**

The Indianapolis Colts dropped its season finale to the Jacksonville Jaguars by a 19-13 margin at EverBank Field. The Jaguars took a 10-3 lead into halftime on a 23-yard touchdown reception from Chastin West and a Josh Scobee 25-yard field goal. Colts kicker Adam Vinatieri added his second field goal of the day (20 yards) on the team's first offensive possession of the second half to cut Jacksonville's lead to four. Scobee then converted three consecutive field goal attempts from 32, 47 and 39 yards to give the Jaguars a 19-6 lead. Indianapolis wide receiver Austin Collie added a late touchdown reception, but a comeback fell short as the Colts concluded the season with a 2-14 record. Quarterback Dan Orlovsky completed 27-of-40 passes for 264 yards, one touchdown and two interceptions, while Collie led the team in receiving with nine catches for 96 yards and one score.

SCORING SUMMARY

	1	2	3	4	OT	F
COLTS	0	3	3	7	-	13
JAGUARS	7	3	6	3	-	19

SCORING DRIVE

Team	Qtr	Time	Scoring Play	IND	JAX
Jaguars	1	3:10	West 23 yd. pass from Gabbert (Scobee kick)	0	7
Colts	2	12:03	Vinatieri 48 yd. field goal	3	7
Jaguars	2	1:01	Scobee 25 yd. field goal	3	10
Colts	3	9:07	Vinatieri 20 yd. field goal	6	10
Jaguars	3	7:33	Scobee 32 yd. field goal	6	13
Jaguars	3	5:47	Scobee 47 yd. field goal	6	16
Jaguars	4	6:30	Scobee 39 yd. field goal	6	19
Colts	4	3:22	Collie 12 yd. pass from Orlovsky (Vinatieri kick)	13	19

TEAM STATISTICS

	Colts	Jaguars
Total Net Yards	298	261
Net Yards Rushing	56	190
Net Yards Passing	242	71
Total First Downs	19	15
Third Down Efficiency	6-14-43%	5-13-38%
Punts (Number and Average)	3-45.3	2-43.5
Net Punting Average	41.0	44.0
Penalties	4-40	1-10
Fumbles (Number and Lost)	2-1	1-1
Touchdowns	1	1
Field Goals (Made and Attempted)	2-2	4-4
Red Zone Efficiency	1-2-50%	0-4-0%
Time of Possession	29:12	30:48

INDIVIDUAL STATISTICS

RUSHING: Ind. - Brown 8-24; Addai 8-19; Orlovsky 1-7; Carter 5-6. Jax. - Jones-Drew 25-169; Harris 3-12; Karim 2-6; Owens 1-3; Thomas 1-3; Gabbert 3- -3.

PASSING: Ind. - Orlovsky 27-40-264, 1TD, 2INT. Jax. - Gabbert 11-19-92, 1TD.

RECEIVING: Ind. - Collie 9-96-1; Wayne 8-73; Clark 5-53; Garcon 2-22; Brown 2-15; Carter 1-5. Jax. - Lewis 3-33; Osgood 2-19; West 1-23-1; Dillard 1-8; Jones-Drew 1-4; Harris 1-4; Cloughery 1-3; Thomas 1- -2.



Wide receiver Austin Collie led the team with nine receptions for 96 yards and one touchdown.



PLAYER PARTICIPATION

Table with columns: Date, Opponent, and various player statistics (9/11, 9/18, 9/25, 10/3, 10/6, 10/16, 10/23, 10/30, 11/6, 11/13, 11/27, 12/4, 12/11, 12/18, 12/22, 1/1, TOTALS). Rows include Administration, Coaching Staff, Football Operations, Football Staff, Players, 2011 Season in Review, Colts History, Records, and Colts in the Community.

KEY: POSITION - start, P - played, IA - inactive, IR - injured reserve, DNP - did not play, PS - practice squad, X - not with team, PUP - physically unable to perform.



STARTING LINEUPS

OFFENSE

		WR	LT	LG	C	RG	RT	TE	WR	QB	H-B/TE	RB
9/11	@ Houston	Wayne	Castonzo	Reitz	Saturday	Diem	Linkenbach	Clark	Garcon	Collins	Tamme	Addai
9/18	CLEVELAND	Wayne	Castonzo	Reitz	Saturday	Diem	Linkenbach	Clark	Garcon	Collins	Eldridge	Addai
9/25	PITTSBURGH	Wayne	Castonzo	Reitz	Saturday	Pollak	Linkenbach	Clark	Garcon	Collins	Collie	Addai
10/3	@ Tampa Bay	Wayne	Castonzo	Reitz	Saturday	Pollak	Linkenbach	Clark	Garcon	Painter	Collie	Addai
10/9	KANSAS CITY	Wayne	Linkenbach	Reitz	Saturday	Pollak	Ojinnaka	Clark	Garcon	Painter	Eldridge	Addai
10/16	@ Cincinnati	Wayne	Linkenbach	Reitz	Saturday	Pollak	Diem	Clark	Garcon	Painter	Eldridge	Carter
10/23	@ New Orleans	Wayne	Linkenbach	Reitz	Saturday	Pollak	Ojinnaka	Clark	Garcon	Painter	Eldridge	Addai
10/30	@ Tennessee	Wayne	Linkenbach	Olsen	Saturday	Tepper	Ojinnaka	Clark	Garcon	Painter	Collie	Carter
11/6	ATLANTA	Wayne	Castonzo	Tepper	Saturday	Diem	Linkenbach	Clark	Garcon	Painter	Eldridge	Carter
11/13	JACKSONVILLE	Wayne	Castonzo	Tepper	Saturday	Diem	Linkenbach	Tamme	Garcon	Painter	Collie	Brown
11/27	CAROLINA	Wayne	Castonzo	Tepper	Saturday	Diem	Linkenbach	Tamme	Garcon	Painter	Hill	Addai
12/4	@ New England	Wayne	Castonzo	Pollak	Saturday	Diem	Linkenbach	Hill	Garcon	Orlovsky	Felton	Addai
12/11	@ Baltimore	Wayne	Castonzo	Pollak	Saturday	Diem	Linkenbach	Clark	Garcon	Orlovsky	Collie	Brown
12/18	TENNESSEE	Wayne	Castonzo	Reitz	Saturday	Diem	Linkenbach	Tamme	Garcon	Orlovsky	Eldridge	Addai
12/22	HOUSTON	Wayne	Castonzo	Reitz	Saturday	Diem	Linkenbach	Tamme	Garcon	Orlovsky	Eldridge	Addai
1/1	@ Jacksonville	Wayne	Castonzo	Pollak	Saturday	Diem	Linkenbach	Eldridge	Garcon	Orlovsky	Felton	Addai

DEFENSE

		RE	DT	DT	LE	SLB/DB	MLB	WLB	LCB	RCB	SS	FS
9/11	@ Houston	Mathis	Moala	Foster	Freney	Angerer	Brackett	Conner	Lacey	Powers	Bullitt	Bethea
9/18	CLEVELAND	Anderson	Moala	Johnson	Freney	Wheeler	Angerer	Conner	Lacey	Powers	Bullitt	Bethea
9/25	PITTSBURGH	Mathis	Foster	Johnson	Freney	Wheeler	Angerer	Conner	Lacey	Powers	Caldwell	Bethea
10/3	@ Tampa Bay	Mathis	Foster	Johnson	Freney	Wheeler	Angerer	Conner	Johnson	Powers	Caldwell	Bethea
10/9	KANSAS CITY	Mathis	Moala	Johnson	Freney	Wheeler	Angerer	Conner	Lacey	Powers	Caldwell	Bethea
10/16	@ Cincinnati	Mathis	Moala	Johnson	Freney	Wheeler	Angerer	Conner	Lacey	Powers	Caldwell	Bethea
10/23	@ New Orleans	Mathis	Moala	Johnson	Freney	Wheeler	Angerer	Conner	Thomas	Powers	Caldwell	Bethea
10/30	@ Tennessee	Mathis	Moala	Muir	Freney	Wheeler	Angerer	Conner	Thomas	Powers	Caldwell	Bethea
11/6	ATLANTA	Mathis	Moala	Muir	Freney	Wheeler	Angerer	Conner	Thomas	Powers	Caldwell	Bethea
11/13	JACKSONVILLE	Mathis	Moala	Johnson	Freney	Wheeler	Angerer	Conner	Thomas	Powers	Caldwell	Bethea
11/27	CAROLINA	Mathis	Moala	Johnson	Freney	Wheeler	Angerer	Conner	Thomas	Powers	Caldwell	Bethea
12/4	@ New England	Mathis	Moala	Johnson	Freney	Johnson	Angerer	Sims	Lacey	Powers	Lefeged	Bethea
12/11	@ Baltimore	Mathis	Moala	Johnson	Freney	Wheeler	Angerer	Conner	Lacey	Rucker	Caldwell	Bethea
12/18	TENNESSEE	Mathis	Moala	Johnson	Freney	Sims	Angerer	Conner	Lacey	Rucker	Caldwell	Bethea
12/22	HOUSTON	Mathis	Moala	Brayton	Hughes	Sims	Angerer	Conner	Lacey	Rucker	Caldwell	Bethea
1/1	@ Jacksonville	Mathis	Moala	Johnson	Freney	Sims	Angerer	Conner	Lacey	Rucker	Caldwell	Bethea

ADMINISTRATION
COACHING STAFF
FOOTBALL OPERATIONS
FOOTBALL STAFF
PLAYERS

2011 SEASON
IN REVIEW

COLTS
HISTORY

RECORDS

COLTS IN THE
COMMUNITY





INDIVIDUAL PASSING GAME-BY-GAME

CURTIS PAINTER									
	ATT	COMP	YDS	PCT	TD	INT	LG	RATING	
9/11	@ Houston	0	0	0	0.0	0	0	0	0.0
9/18	CLEVELAND	0	0	0	0.0	0	0	0	0.0
9/25	PITTSBURGH	11	5	60	45.5	0	0	27	62.7
10/3	@ Tampa Bay	30	13	281	43.3	2	0	87†	99.4
10/9	KANSAS CITY	27	15	277	55.6	2	0	67†	115.8
10/16	@ Cincinnati	34	23	188	67.6	1	1	22	79.0
10/23	@ New Orleans	17	9	67	52.9	0	1	15	38.1
10/30	@ Tennessee	49	26	250	53.1	0	2	23	50.6
11/6	ATLANTA	27	13	98	48.1	0	1	16	41.9
11/13	JACKSONVILLE	19	13	94	68.4	0	2	29	40.1
11/27	CAROLINA	29	15	226	51.7	1	2	56†	60.4
12/4	@ New England	0	0	0	0.0	0	0	0	0.0
12/11	@ Baltimore	0	0	0	0.0	0	0	0	0.0
12/18	TENNESSEE	0	0	0	0.0	0	0	0	0.0
12/22	HOUSTON	0	0	0	0.0	0	0	0	0.0
1/1	@ Jacksonville	0	0	0	0.0	0	0	0	0.0
2011 Totals		243	132	1,541	54.3	6	9	87†	66.6

DAN ORLOVSKY									
	ATT	COMP	YDS	PCT	TD	INT	LG	RATING	
9/11	@ Houston	0	0	0	0.0	0	0	0	0.0
9/18	CLEVELAND	0	0	0	0.0	0	0	0	0.0
9/25	PITTSBURGH	0	0	0	0.0	0	0	0	0.0
10/3	@ Tampa Bay	0	0	0	0.0	0	0	0	0.0
10/9	KANSAS CITY	0	0	0	0.0	0	0	0	0.0
10/16	@ Cincinnati	0	0	0	0.0	0	0	0	0.0
10/23	@ New Orleans	5	3	35	60.0	0	0	19	81.2
10/30	@ Tennessee	0	0	0	0.0	0	0	0	0.0
11/6	ATLANTA	6	4	20	66.7	0	0	9	71.5
11/13	JACKSONVILLE	10	7	67	70.0	0	0	13	88.3
11/27	CAROLINA	0	0	0	0.0	0	0	0	0.0
12/4	@ New England	37	30	353	81.1	2	1	40	113.2
12/11	@ Baltimore	37	17	136	45.9	1	1	13†	53.4
12/18	TENNESSEE	17	11	82	64.7	1	0	18†	95.7
12/22	HOUSTON	41	23	244	56.1	1	0	34	81.8
1/1	@ Jacksonville	40	27	264	67.5	1	2	21	73.3
2011 Totals		193	122	1,201	63.2	6	4	40	82.4

KERRY COLLINS									
	ATT	COMP	YDS	PCT	TD	INT	LG	RATING	
9/11	@ Houston	31	16	197	51.6	1	0	36	82.3
9/18	CLEVELAND	38	19	191	50.0	1	1	20	62.5
9/25	PITTSBURGH	29	13	93	44.8	0	0	29	52.8
10/3	@ Tampa Bay				Inactive				
10/9	KANSAS CITY				Inactive				
10/16	@ Cincinnati				Inactive				
10/23	@ New Orleans				Inactive				
10/30	@ Tennessee				Placed on Injured Reserve				
11/6	ATLANTA								
11/13	JACKSONVILLE								
11/27	CAROLINA								
12/4	@ New England								
12/11	@ Baltimore								
12/18	TENNESSEE								
12/22	HOUSTON								
1/1	@ Jacksonville								
2011 Totals		98	48	481	49.0	2	1	36	65.9

KERRY COLLINS									
	ATT	COMP	YDS	PCT	TD	INT	LG	RATING	
9/11	@ Houston	31	16	197	51.6	1	0	36	82.3
9/18	CLEVELAND	38	19	191	50.0	1	1	20	62.5
9/25	PITTSBURGH	29	13	93	44.8	0	0	29	52.8
10/3	@ Tampa Bay				Inactive				
10/9	KANSAS CITY				Inactive				
10/16	@ Cincinnati				Inactive				
10/23	@ New Orleans				Inactive				
10/30	@ Tennessee				Placed on Injured Reserve				
11/6	ATLANTA								
11/13	JACKSONVILLE								
11/27	CAROLINA								
12/4	@ New England								
12/11	@ Baltimore								
12/18	TENNESSEE								
12/22	HOUSTON								
1/1	@ Jacksonville								
2011 Totals		98	48	481	49.0	2	1	36	65.9

INDIVIDUAL RUSHING GAME-BY-GAME

DONALD BROWN						
	NO	YDS	AVG	LG	TD	
9/11	@ Houston	0	0	0.0	0	0
9/18	CLEVELAND	0	0	0.0	0	0
9/25	PITTSBURGH	0	0	0.0	0	0
10/3	@ Tampa Bay	0	0	0.0	0	0
10/9	KANSAS CITY	8	38	4.8	16	0
10/16	@ Cincinnati	5	35	7.0	18	1
10/23	@ New Orleans	9	47	5.2	24	0
10/30	@ Tennessee	10	33	3.3	9	1
11/6	ATLANTA	16	70	4.4	13	0
11/13	JACKSONVILLE	14	53	3.8	24	0
11/27	CAROLINA	14	80	5.7	17	1
12/4	@ New England	14	41	2.9	7	1
12/11	@ Baltimore	9	28	3.1	8	0
12/18	TENNESSEE	16	161	10.1	80†	1
12/22	HOUSTON	11	35	3.2	11	0
1/1	@ Jacksonville	8	24	3.0	8	0
2011 Totals		134	645	4.8	80†	5

JOSEPH ADDAI						
	NO	YDS	AVG	LG	TD	
9/11	@ Houston	8	39	4.9	13	0
9/18	CLEVELAND	14	64	4.6	15	0
9/25	PITTSBURGH	17	86	5.1	11	1
10/3	@ Tampa Bay	11	41	3.7	9	0
10/9	KANSAS CITY	6	19	3.2	6	0
10/16	@ Cincinnati			Inactive		
10/23	@ New Orleans	2	8	4.0	7	0
10/30	@ Tennessee	0	0	0.0	0	0
11/6	ATLANTA	0	0	0.0	0	0
11/13	JACKSONVILLE			Inactive		
11/27	CAROLINA	7	23	3.3	16	0
12/4	@ New England	13	39	3.0	8	0
12/11	@ Baltimore	2	16	8.0	15	0
12/18	TENNESSEE	11	20	1.8	5	0
12/22	HOUSTON	19	59	3.1	12	0
1/1	@ Jacksonville	8	19	2.4	5	0
2011 Totals		118	433	3.7	16	1

DELONE CARTER						
	NO	YDS	AVG	LG	TD	
9/11	@ Houston	7	25	3.6	8	0
9/18	CLEVELAND	11	46	4.2	18	0
9/25	PITTSBURGH	4	11	2.8	6	0
10/3	@ Tampa Bay	7	21	3.0	13	0
10/9	KANSAS CITY	12	22	1.8	6	1
10/16	@ Cincinnati	14	45	3.2	9	0
10/23	@ New Orleans	10	89	8.9	42	1
10/30	@ Tennessee	9	46	5.1	14	0
11/6	ATLANTA	4	8	2.0	4	0
11/13	JACKSONVILLE	6	14	2.3	7	0
11/27	CAROLINA	0	0	0.0	0	0
12/4	@ New England	3	20	6.7	10	0
12/11	@ Baltimore	5	6	1.2	6	0
12/18	TENNESSEE	3	19	6.3	10	0
12/22	HOUSTON	1	-1	-1.0	-1	0
1/1	@ Jacksonville	5	6	1.2	4	0
2011 Totals		101	377	3.7	42	2

CURTIS PAINTER						
	NO	YDS	AVG	LG	TD	
9/11	@ Houston	0	0	0.0	0	0
9/18	CLEVELAND	0	0	0.0	0	0
9/25	PITTSBURGH	0	0	0.0	0	0
10/3	@ Tampa Bay	0	0	0.0	0	0
10/9	KANSAS CITY	1	-1	-1.0	-1	0
10/16	@ Cincinnati	4	14	3.5	12	0
10/23	@ New Orleans	2	11	5.5	11	0
10/30	@ Tennessee	7	79	11.3	24	0
11/6	ATLANTA	1	5	5.0	5	0
11/13	JACKSONVILLE	2	-1	-0.5	0	0
11/27	CAROLINA	0	0	0.0	0	0
12/4	@ New England	0	0	0.0	0	0
12/11	@ Baltimore	0	0	0.0	0	0
12/18	TENNESSEE	0	0	0.0	0	0
12/22	HOUSTON	0	0	0.0	0	0
1/1	@ Jacksonville	0	0	0.0	0	0
2011 Totals		17	107	6.3	24	0

ADMINISTRATION

COACHING STAFF

FOOTBALL OPERATIONS

FOOTBALL STAFF

PLAYERS

2011 SEASON IN REVIEW

COLTS HISTORY

RECORDS

COLTS IN THE COMMUNITY



INDIVIDUAL RUSHING GAME-BY-GAME CONT...

PIERRE GARCON					
	NO	YDS	AVG	LG	TD
9/11 @ Houston	0	0	0.0	0	0
9/18 CLEVELAND	0	0	0.0	0	0
9/25 PITTSBURGH	0	0	0.0	0	0
10/3 @ Tampa Bay	0	0	0.0	0	0
10/9 KANSAS CITY	0	0	0.0	0	0
10/16 @ Cincinnati	0	0	0.0	0	0
10/23 @ New Orleans	0	0	0.0	0	0
10/30 @ Tennessee	0	0	0.0	0	0
11/6 ATLANTA	0	0	0.0	0	0
11/13 JACKSONVILLE	1	18	18.0	18	0
11/27 CAROLINA	2	2	1.0	8	0
12/4 @ New England	0	0	0.0	0	0
12/11 @ Baltimore	0	0	0.0	0	0
12/18 TENNESSEE	1	8	8.0	8	0
12/22 HOUSTON	0	0	0.0	0	0
1/1 @ Jacksonville	0	0	0.0	0	0
2011 Totals	4	28	7.0	18	0

DAN ORLOVSKY					
	NO	YDS	AVG	LG	TD
9/11 @ Houston	0	0	0.0	0	0
9/18 CLEVELAND	0	0	0.0	0	0
9/25 PITTSBURGH	0	0	0.0	0	0
10/3 @ Tampa Bay	0	0	0.0	0	0
10/9 KANSAS CITY	0	0	0.0	0	0
10/16 @ Cincinnati	0	0	0.0	0	0
10/23 @ New Orleans	0	0	0.0	0	0
10/30 @ Tennessee	0	0	0.0	0	0
11/6 ATLANTA	0	0	0.0	0	0
11/13 JACKSONVILLE	0	0	0.0	0	0
11/27 CAROLINA	0	0	0.0	0	0
12/4 @ New England	1	-1	-1.0	-1	0
12/11 @ Baltimore	0	0	0.0	0	0
12/18 TENNESSEE	3	-3	-1.0	-1	0
12/22 HOUSTON	1	2	2.0	2	0
1/1 @ Jacksonville	1	7	7.0	7	0
2011 Totals	6	5	0.8	7	0

DARREN EVANS					
	NO	YDS	AVG	LG	TD
9/11 @ Houston					Inactive
9/18 CLEVELAND					Inactive
9/25 PITTSBURGH					
10/3 @ Tampa Bay					
10/9 KANSAS CITY					
10/16 @ Cincinnati	0	0	0.0	0	0
10/23 @ New Orleans					
10/30 @ Tennessee					
11/6 ATLANTA					
11/13 JACKSONVILLE	0	0	0.0	0	0
11/27 CAROLINA					
12/4 @ New England					
12/11 @ Baltimore					
12/18 TENNESSEE					
12/22 HOUSTON					
1/1 @ Jacksonville					
2011 Totals	0	0	0.0	0	0

KERRY COLLINS					
	NO	YDS	AVG	LG	TD
9/11 @ Houston	1	0	0.0	0	0
9/18 CLEVELAND	1	-1	-1.0	-1	0
9/25 PITTSBURGH	0	0	0.0	0	0
10/3 @ Tampa Bay					Inactive
10/9 KANSAS CITY					Inactive
10/16 @ Cincinnati					Inactive
10/23 @ New Orleans					Inactive
10/30 @ Tennessee					Placed on IR
11/6 ATLANTA					
11/13 JACKSONVILLE					
11/27 CAROLINA					
12/4 @ New England					
12/11 @ Baltimore					
12/18 TENNESSEE					
12/22 HOUSTON					
1/1 @ Jacksonville					
2011 Totals	2	-1	-0.5	0	0

INDIVIDUAL RECEIVING GAME-BY-GAME

REGGIE WAYNE					
	NO	YDS	AVG	LG	TD
9/11 @ Houston	7	106	15.1	36	1
9/18 CLEVELAND	4	66	16.5	20	0
9/25 PITTSBURGH	3	24	8.0	11	0
10/3 @ Tampa Bay	4	59	14.8	21	0
10/9 KANSAS CITY	4	77	19.3	26	0
10/16 @ Cincinnati	5	58	11.6	22	0
10/23 @ New Orleans	3	36	12.0	19	0
10/30 @ Tennessee	5	61	12.2	23	0
11/6 ATLANTA	4	30	7.5	11	0
11/13 JACKSONVILLE	3	13	4.3	8	0
11/27 CAROLINA	5	122	24.4	56t	1
12/4 @ New England	5	55	11.0	15	0
12/11 @ Baltimore	4	41	10.3	12	0
12/18 TENNESSEE	3	33	11.0	18t	1
12/22 HOUSTON	8	106	13.3	34	1
1/1 @ Jacksonville	8	73	9.1	14	0
2011 Totals	75	960	12.8	56t	4

PIERRE GARCON					
	NO	YDS	AVG	LG	TD
9/11 @ Houston	3	39	13.0	17	0
9/18 CLEVELAND	3	28	9.3	15	0
9/25 PITTSBURGH	6	82	13.7	29	0
10/3 @ Tampa Bay	2	146	73.0	87t	2
10/9 KANSAS CITY	5	125	25.0	67t	2
10/16 @ Cincinnati	8	52	6.5	12	0
10/23 @ New Orleans	3	31	10.3	15	0
10/30 @ Tennessee	7	66	9.4	20	0
11/6 ATLANTA	3	22	7.3	15	0
11/13 JACKSONVILLE	3	30	10.0	12	0
11/27 CAROLINA	3	34	11.3	15	0
12/4 @ New England	9	150	16.7	40	2
12/11 @ Baltimore	5	46	9.2	12	0
12/18 TENNESSEE	2	24	12.0	17	0
12/22 HOUSTON	6	50	8.3	16	0
1/1 @ Jacksonville	2	22	11.0	19	0
2011 Totals	70	947	13.5	87t	6

2011 SEASON IN REVIEW

COLTS HISTORY

RECORDS

COLTS IN THE COMMUNITY



INDIVIDUAL RECEIVING GAME-BY-GAME CONT.

AUSTIN COLLIE					
	NO	YDS	AVG	LG	TD
9/11 @ Houston	0	0	0.0	0	0
9/18 CLEVELAND	3	24	8.0	13	0
9/25 PITTSBURGH	5	29	5.8	11	0
10/3 @ Tampa Bay	2	16	8.0	11	0
10/9 KANSAS CITY	2	50	25.0	27	0
10/16 @ Cincinnati	1	8	8.0	8	0
10/23 @ New Orleans	2	12	6.0	12	0
10/30 @ Tennessee	5	44	8.8	21	0
11/6 ATLANTA	4	32	8.0	16	0
11/13 JACKSONVILLE	4	31	7.8	11	0
11/27 CAROLINA	3	28	9.3	12	0
12/4 @ New England	7	70	10.0	23	0
12/11 @ Baltimore	4	25	6.3	9	0
12/18 TENNESSEE	0	0	0.0	0	0
12/22 HOUSTON	3	49	16.3	25	0
1/1 @ Jacksonville	9	96	10.7	21	1
2011 Totals	54	514	9.5	27	1

JACOB TAMME					
	NO	YDS	AVG	LG	TD
9/11 @ Houston	0	0	0.0	0	0
9/18 CLEVELAND	0	0	0.0	0	0
9/25 PITTSBURGH	0	0	0.0	0	0
10/3 @ Tampa Bay	0	0	0.0	0	0
10/9 KANSAS CITY	0	0	0.0	0	0
10/16 @ Cincinnati	1	1	1.0	1	0
10/23 @ New Orleans	0	0	0.0	0	0
10/30 @ Tennessee	0	0	0.0	0	0
11/6 ATLANTA	2	6	3.0	3	0
11/13 JACKSONVILLE	6	75	12.5	29	0
11/27 CAROLINA	2	20	10.0	11	0
12/4 @ New England	5	49	9.8	20	0
12/11 @ Baltimore	1	13	13.0	13	1
12/18 TENNESSEE	1	3	3.0	3	0
12/22 HOUSTON	1	10	10.0	10	0
1/1 @ Jacksonville	0	0	0.0	0	0
2011 Totals	19	177	9.3	29	1

DONALD BROWN					
	NO	YDS	AVG	LG	TD
9/11 @ Houston	0	0	0.0	0	0
9/18 CLEVELAND	0	0	0.0	0	0
9/25 PITTSBURGH	0	0	0.0	0	0
10/3 @ Tampa Bay	0	0	0.0	0	0
10/9 KANSAS CITY	0	0	0.0	0	0
10/16 @ Cincinnati	2	16	8.0	8	0
10/23 @ New Orleans	0	0	0.0	0	0
10/30 @ Tennessee	1	1	1.0	1	0
11/6 ATLANTA	1	1	1.0	1	0
11/13 JACKSONVILLE	4	12	3.0	7	0
11/27 CAROLINA	1	17	17.0	17	0
12/4 @ New England	1	15	15.0	15	0
12/11 @ Baltimore	1	-6	-6.0	-6	0
12/18 TENNESSEE	1	2	2.0	2	0
12/22 HOUSTON	2	13	6.5	10	0
1/1 @ Jacksonville	2	15	7.5	8	0
2011 Totals	16	86	5.4	17	0

DELONE CARTER					
	NO	YDS	AVG	LG	TD
9/11 @ Houston	0	0	0.0	0	0
9/18 CLEVELAND	0	0	0.0	0	0
9/25 PITTSBURGH	0	0	0.0	0	0
10/3 @ Tampa Bay	0	0	0.0	0	0
10/9 KANSAS CITY	2	12	6.0	7	0
10/16 @ Cincinnati	0	0	0.0	0	0
10/23 @ New Orleans	0	0	0.0	0	0
10/30 @ Tennessee	2	1	0.5	2	0
11/6 ATLANTA	0	0	0.0	0	0
11/13 JACKSONVILLE	0	0	0.0	0	0
11/27 CAROLINA	0	0	0.0	0	0
12/4 @ New England	0	0	0.0	0	0
12/11 @ Baltimore	0	0	0.0	0	0
12/18 TENNESSEE	0	0	0.0	0	0
12/22 HOUSTON	0	0	0.0	0	0
1/1 @ Jacksonville	1	5	5.0	5	0
2011 Totals	5	18	3.6	7	0

DALLAS CLARK					
	NO	YDS	AVG	LG	TD
9/11 @ Houston	4	39	9.8	17	0
9/18 CLEVELAND	4	32	8.0	10	1
9/25 PITTSBURGH	2	12	6.0	6	0
10/3 @ Tampa Bay	3	46	15.3	21	0
10/9 KANSAS CITY	1	7	7.0	7	0
10/16 @ Cincinnati	6	53	8.8	17	1
10/23 @ New Orleans	0	0	0.0	0	0
10/30 @ Tennessee	6	77	12.8	21	0
11/6 ATLANTA	2	21	10.5	12	0
11/13 JACKSONVILLE			Inactive		
11/27 CAROLINA			Inactive		
12/4 @ New England			Inactive		
12/11 @ Baltimore	1	12	12.0	12	0
12/18 TENNESSEE			Inactive		
12/22 HOUSTON			Inactive		
1/1 @ Jacksonville	5	53	10.6	20	0
2011 Totals	34	352	10.4	21	2

JOSEPH ADDAI					
	NO	YDS	AVG	LG	TD
9/11 @ Houston	2	13	6.5	10	0
9/18 CLEVELAND	4	37	9.3	12	0
9/25 PITTSBURGH	1	2	2.0	2	0
10/3 @ Tampa Bay	1	7	7.0	7	0
10/9 KANSAS CITY	1	6	6.0	6	0
10/16 @ Cincinnati			Inactive		
10/23 @ New Orleans	2	11	5.5	8	0
10/30 @ Tennessee	0	0	0.0	0	0
11/6 ATLANTA	0	0	0.0	0	0
11/13 JACKSONVILLE			Inactive		
11/27 CAROLINA	0	0	0.0	0	0
12/4 @ New England	1	2	2.0	2	0
12/11 @ Baltimore	0	0	0.0	0	0
12/18 TENNESSEE	2	7	3.5	7	0
12/22 HOUSTON	1	8	8.0	8	0
1/1 @ Jacksonville	0	0	0.0	0	0
2011 Totals	15	93	6.2	12	0

BRODY ELDRIDGE					
	NO	YDS	AVG	LG	TD
9/11 @ Houston	0	0	0.0	0	0
9/18 CLEVELAND	1	4	4.0	4	0
9/25 PITTSBURGH	1	4	4.0	4	0
10/3 @ Tampa Bay	1	7	7.0	7	0
10/9 KANSAS CITY	0	0	0.0	0	0
10/16 @ Cincinnati	0	0	0.0	0	0
10/23 @ New Orleans	2	12	6.0	8	0
10/30 @ Tennessee	0	0	0.0	0	0
11/6 ATLANTA	1	6	6.0	6	0
11/13 JACKSONVILLE			Inactive		
11/27 CAROLINA			Inactive		
12/4 @ New England			Inactive		
12/11 @ Baltimore	0	0	0.0	0	0
12/18 TENNESSEE	1	4	4.0	4	0
12/22 HOUSTON	2	8	4.0	5	0
1/1 @ Jacksonville	0	0	0.0	0	0
2011 Totals	9	45	5.0	8	0

JEROME FELTON					
	NO	YDS	AVG	LG	TD
9/11 @ Houston					
9/18 CLEVELAND					
9/25 PITTSBURGH					
10/3 @ Tampa Bay					
10/9 KANSAS CITY					
10/16 @ Cincinnati					
10/23 @ New Orleans					
10/30 @ Tennessee					
11/6 ATLANTA					
11/13 JACKSONVILLE					
11/27 CAROLINA					
12/4 @ New England	1	7	7.0	7	0
12/11 @ Baltimore	0	0	0.0	0	0
12/18 TENNESSEE	1	9	9.0	9	0
12/22 HOUSTON	0	0	0.0	0	0
1/1 @ Jacksonville	0	0	0.0	0	0
2011 Totals	2	16	8.0	9	0

ADMINISTRATION

COACHING STAFF

FOOTBALL OPERATIONS

FOOTBALL STAFF

PLAYERS

2011 SEASON IN REVIEW

COLTS HISTORY

RECORDS

COLTS IN THE COMMUNITY



INDIVIDUAL RECEIVING GAME-BY-GAME CONT...

ANTHONY HILL

	NO	YDS	AVG	LG	TD
9/11	@ Houston				
9/18	CLEVELAND				
9/25	PITTSBURGH				
10/3	@ Tampa Bay				
10/9	KANSAS CITY				
10/16	@ Cincinnati				
10/23	@ New Orleans				
10/30	@ Tennessee				
11/6	ATLANTA				
11/13	JACKSONVILLE	0	0	0.0	0
11/27	CAROLINA	0	0	0.0	0
12/4	@ New England	1	5	5.0	5
12/11	@ Baltimore	1	5	5.0	5
12/18	TENNESSEE	0	0	0.0	0
12/22	HOUSTON	0	0	0.0	0
1/1	@ Jacksonville	0	0	0.0	0
2011 Totals	2	10	5.0	5	0

RYAN MAHAFFEY

	NO	YDS	AVG	LG	TD
9/11	@ Houston				
9/18	CLEVELAND				
9/25	PITTSBURGH				
10/3	@ Tampa Bay				
10/9	KANSAS CITY				
10/16	@ Cincinnati				
10/23	@ New Orleans				
10/30	@ Tennessee				
11/6	ATLANTA				
11/13	JACKSONVILLE				
11/27	CAROLINA	1	5	5.0	5
12/4	@ New England			Inactive	
12/11	@ Baltimore	0	0	0.0	0
12/18	TENNESSEE	0	0	0.0	0
12/22	HOUSTON	0	0	0.0	0
1/1	@ Jacksonville	0	0	0.0	0
2011 Totals	1	5	5.0	5	0

FINAL 2011 REGULAR SEASON STANDINGS

AMERICAN FOOTBALL CONFERENCE

South Division

	W	L	T	Pct.	Pts.	Opp.
z- Houston	10	6	0	.625	381	278
Tennessee	9	7	0	.563	325	317
Jacksonville	5	11	0	.313	243	329
Indianapolis	2	14	0	.125	243	430

North Division

	W	L	T	Pct.	Pts.	Opp.
z- Baltimore	12	4	0	.750	378	266
y- Pittsburgh	12	4	0	.750	325	227
y- Cincinnati	9	7	0	.563	344	323
Cleveland	4	12	0	.250	218	307

East Division

	W	L	T	Pct.	Pts.	Opp.
*- New England	13	3	0	.813	513	342
New York Jets	8	8	0	.500	377	363
Miami	6	10	0	.375	329	313
Buffalo	6	10	0	.375	372	434

West Division

	W	L	T	Pct.	Pts.	Opp.
z- Denver	8	8	0	.500	309	390
San Diego	8	8	0	.500	406	377
Oakland	8	8	0	.500	359	433
Kansas City	7	9	0	.438	212	338

x - Clinched playoff
 y - Clinched Wild Card
 z - Clinched Division
 * - Clinched Division and Homefield Advantage

NATIONAL FOOTBALL CONFERENCE

South Division

	W	L	T	Pct.	Pts.	Opp.
z- New Orleans	13	3	0	.813	547	339
y- Atlanta	10	6	0	.625	402	350
Carolina	6	10	0	.375	406	429
Tampa Bay	4	12	0	.250	287	494

North Division

	W	L	T	Pct.	Pts.	Opp.
*- Green Bay	15	1	0	.938	560	359
y- Detroit	10	6	0	.625	474	387
Chicago	8	8	0	.500	353	341
Minnesota	3	13	0	.188	340	449

East Division

	W	L	T	Pct.	Pts.	Opp.
z- New York Giants	9	7	0	.563	394	400
Philadelphia	8	8	0	.500	396	328
Dallas	8	8	0	.500	369	347
Washington	5	11	0	.313	288	367

West Division

	W	L	T	Pct.	Pts.	Opp.
z- San Francisco	13	3	0	.813	380	229
Arizona	8	8	0	.500	312	348
Seattle	7	9	0	.438	321	315
St. Louis	2	14	0	.125	193	407



COLTS HISTORY



HISTORY OF THE COLTS

ADMINISTRATION

1940

The roots of the franchise go back to December 28, 1946, when the bankrupt Miami Seahawks of the All-America Football Conference were purchased and relocated in Baltimore by a group headed by Bob Rodenberg. As the result of a contest in Baltimore, won by Charles Evans of Middle River, Md., the team was renamed the "Colts."

On September 7, 1947, wearing green and silver uniforms, the Colts, under Head Coach Cecil Isbell, won their initial AAFC game, 16-7, over the Brooklyn Dodgers. The team concluded its inaugural season before a record Baltimore crowd of 51,583 by losing to the New York Yankees, 21-7. The Colts finished with a 2-11-1 record, good for a fourth-place finish in the Eastern Division.

The Colts completed the 1948 season with a 7-8 record, tying the Buffalo Bills for the division title.

The Colts compiled a 1-11 mark in 1949.

The AAFC and NFL merged in 1950, and the Colts joined the NFL.

COACHING STAFF

1950

After posting a 1-11 record for the second consecutive year, the franchise was dissolved by the league on January 18, 1951, because of its falling financial condition.

After two seasons without professional football, NFL Commissioner Bert Bell challenged the franchise in December of 1952 to sell 15,000 season tickets within six weeks in order to re-enter the NFL. That 15,000-ticket quota was reached in four weeks and three days.

On January 23, 1953, under the principal ownership of Carroll Rosenbloom, the NFL's Dallas Texans franchise was moved to Baltimore where, keeping the "Colts" nickname, the Texans team colors of blue and white were inherited.



Weeb Ewbank

Before their first NFL season, the "new" Baltimore Colts engineered one of the biggest trades in sports history. In a deal with Cleveland involving 15 players, Baltimore received 10 Browns in exchange for five Colts. Among the players traded to Baltimore were Don Shula, Bert Rechichar, Carl Taseff and Art Spinney. These players helped the Colts open 1953 with a 13-9 upset of Chicago in a game where Rechichar booted a then-NFL record 56-yard field goal.

In 1954, the Colts hired Weeb Ewbank as head coach. Ewbank guided the Colts for nine seasons (the longest tenure of any Colts head coach) and won two conference and NFL championships.



Don Shula

On November 30, 1958, the Colts clinched their first Western Conference title with a 35-27 win over San Francisco before a record home sellout crowd of 57,557. Four weeks later, Baltimore won its first NFL title, downing the New York Giants, 23-17, in the fabled "sudden-death" overtime contest at Yankee Stadium.

The Colts repeated as champion in 1959, clinching their second conference crown and defeating the Giants, 31-16, in Baltimore for the NFL Championship.

FOOTBALL OPERATIONS

FOOTBALL STAFF

PLAYERS

1960



John Unitas

In 1963, Shula replaced Ewbank as the team's third head coach since 1953. During 1963, QB-John Unitas led the Colts offense to eight team records and set a then-NFL seasonal mark of 237 completions.

The Colts won a then club-record 11 consecutive games in 1964, en route to clinching their third conference title. That season, WR-Raymond Berry caught his 506th career pass and RB-Lenny Moore scored 20 touchdowns, then both NFL records.



Lenny Moore

In 1965, Baltimore tied Green Bay for the conference title. With HB-Tom Matte quarterbacking the club because of injuries to Unitas and Gary Cuzzo, the Colts lost a controversial 13-10 "sudden-death" playoff contest to the Packers.



The Colts defeated the Cleveland Browns, 34-0, in the 1968 Western Conference Championship Game.

Under Shula, Baltimore made its first Super Bowl appearance in 1968. The club won the Coastal Division with a 13-1 mark, then defeated Minnesota, 24-14, in the Western Conference Championship game and blanked Cleveland, 34-0, for the NFL Championship. The team faced the American Football League Champion New York Jets in Super Bowl III, losing a 16-7 upset.

In May of 1969, the NFL merged with the AFL and Baltimore, Pittsburgh and Cleveland joined the old AFL teams to form the American Football Conference of the NFL.



Tom Nowatzke scored a touchdown in Indianapolis' first Super Bowl victory.

As members of the AFC Eastern Division, the Colts won their first AFC game, 16-14, over San Diego on September 20, 1970. After clinching the division title, the Colts topped Cincinnati, 17-0, and Oakland, 27-17, to win the AFC Championship. On January 17, 1971, the Colts defeated Dallas in Super Bowl V, 16-13, on K-Jim O'Brien's 32-yard field goal with five seconds remaining in the game.

RECORDS

COLTS IN THE COMMUNITY

1970

**Robert Irsay**

In July, 1972, the Colts came under new ownership as Robert Irsay acquired the club from Rosenbloom in exchange for the Los Angeles Rams.

In 1974, two Colts set NFL records as RB-Lydeell Mitchell rushed 40 times at the New York Jets and QB-Bert Jones completed 17 consecutive passes versus the Jets. Mitchell led the NFL with 72 receptions. In 1975, Mitchell became the first Colts player with a 1,000-plus season by gaining 1,193 yards on 289 rushes.

After a 2-12 record in 1974, Baltimore's fortunes changed with the hiring of Ted Marchbroda as head coach in February, 1975. Marchbroda led the Colts to three consecutive division titles before posting consecutive 5-11 seasons in 1978 and 1979.

**Ted Marchbroda****1980**

Mike McCormack replaced Marchbroda as head coach in January, 1980. The Colts improved to 7-9 in 1980 before recording a 2-14 mark in 1981.

On December 21, 1981, Frank Kush succeeded McCormack as head coach.

After two weeks of action in 1982, a players' strike resulted in the loss of seven games, and the NFL played a nine-game schedule. The Colts finished with a record of 0-8-1. Indianapolis received the first pick of the 1983 NFL Draft and selected QB-John Elway. Six days later, the Colts traded Elway to Denver for OT-Chris Hinton, QB-Mark Herrmann and its D1-84 pick.

In 1983, the Colts finished 7-9, forging the biggest turnaround in NFL history for a team that had gone winless the previous season. Hinton started at RG in the Pro Bowl. RBs-Curtis Dickey and Randy McMillan combined for nearly 2,000 rushing yards as the club led the AFC and ranked second in the NFL.

Professional football came to Indianapolis on March 28, 1984, when Robert Irsay moved the historic NFL franchise from Baltimore to Indianapolis.

Following the 1984 season, Robert Irsay and General Manager Jim Irsay appointed Rod Dowhower as head coach on January 28, 1985. Indianapolis earned a 5-11 mark with a club that rushed for a conference-leading 2,439 yards, fifth-best in the NFL. The team's 5.0 rushing average marked the first time in a decade an AFC team achieved that feat.

**Eric Dickerson & Jim Irsay**

On December 1, 1986, Ron Meyer succeeded Dowhower as head coach. Meyer led the club to the division title in 1987, before falling in the divisional round at Cleveland, 38-21.

RB-Eric Dickerson, acquired in a blockbuster trade on October 31, 1987, won the NFL rushing title in 1988 with 1,659 yards.

Indianapolis earned a 9-7 record in 1988 and an 8-8 mark in 1989, but lost playoff positions on the last weekend of each season.

The Colts were 7-9 in 1990. Meyer earned a 36-35 regular season record before being succeeded by Rick Venturi on October 1, 1991.

1990

Marchbroda returned as head coach on January 28, 1992. He led the Colts to a 9-7 record in 1992, the second time he guided the team to a then NFL-best eight-game one-season turnaround.

The Colts posted a 4-12 record in 1993 and an 8-8 mark in 1994.

The 1995 Colts earned a 9-7 record and gained playoff wins at San Diego and Kansas City before falling, 20-16, at Pittsburgh in the AFC Championship Game.

Marchbroda's tenure ended on February 9, 1996. His 73 career victories tied Shula for most in Colts history. Lindy Infante became head coach on February 15, 1996. The Colts were 9-7 in 1996, reaching the playoffs in consecutive seasons for the first time since 1975-77.

Jim Irsay became Owner and Chief Executive Officer in 1997, and Bill Polian was named president on December 22, 1997, one day after the club finished with a 3-13 season.

Jim Mora succeeded Infante as head coach on January 12, 1998. The Colts were 3-13 in 1998. RB-Marshall Faulk's 2,227 scrimmage yards set a club seasonal mark, while QB-Peyton Manning (326-575-3,739, 26 TDs) set NFL rookie records in every passing category.

At 13-3 in 1999, the Colts produced a then-NFL-record 10-game one-season turnaround. The club won 11 straight games, tying then the franchise record achieved in 1964 and 1975-76. Manning, RB-Edgerrin James and WR-Marvin Harrison earned Pro Bowl honors, while K-Mike Vanderjagt won the NFL scoring title. The club earned its first playoff game in Indianapolis, but fell to Tennessee, 19-16.

**Peyton Manning****2000**

The Colts were 10-6 in 2000, but lost in overtime at Miami, 23-17, in the Wild Card round. The back-to-back 10-plus-victory seasons were a first for the club since 1976-77. Manning (4,413) and James (1,709, 2,303) won the NFL passing, rushing and scrimmage yards titles.

The Colts were 6-10 in 2001, but Manning (4,131) and Harrison (109) had outstanding yardage and reception seasons. Tony Dungy succeeded Mora as head coach on January 22, 2002.

ADMINISTRATION

COACHING STAFF

FOOTBALL OPERATIONS

FOOTBALL STAFF

PLAYERS

2011 SEASON IN REVIEW

COLTS HISTORY

RECORDS

COLTS IN THE COMMUNITY



In 2002, Dungy led the Colts to a 10-6 record before losing in the Wild Card round at the New York Jets, 41-0. Manning became the first NFL player with four consecutive 4,000-plus seasons, while Harrison set the NFL seasonal record with 143 receptions and became the only NFL player with 100+ receptions in four consecutive seasons.



Edgerrin James

In 2003, the Colts were 12-4, won the AFC South and advanced to the AFC Championship Game, falling at New England, 24-14. K-Mike Vanderjagt set an NFL record with 41 consecutive field goals, including all 37 attempts in 2003.

Dungy led the Colts to a 12-4 mark and the AFC South title in 2004. Manning set NFL seasonal records with 49 touchdown passes (since broken) and a 121.1 rating, while the club set seasonal-bests with 522 points and 6,475 net yards. The Colts topped Denver, 49-24, in the Wild Card Playoffs before losing at New England, 20-3.




Marvin Harrison

In 2005, Dungy directed the Colts to a 14-2 record, then the franchise record for seasonal wins. The club became then only the fourth in NFL history to earn a 13-0 start. The club fell in the Divisional Playoffs to Pittsburgh, 21-18. Dungy earned his 100th career and 100th regular season victories, while the Colts passed 400 wins in franchise history.



In 2006, the Colts were 12-4 and captured the fourth world championship in franchise history with a 29-17 win over Chicago in Super Bowl XLI in Miami Gardens, Fla. The club defeated Chicago after besting three prior playoffs foes, Kansas City (23-8), Baltimore (15-6) and New England (38-34).



Head Coach Tony Dungy celebrates following the Colts' Super Bowl XLI championship.

In 2007, the Colts were 13-3, won a club-record fifth straight division title and became the first NFL team with five consecutive seasons with 12-plus victories. The club fell in the Divisional Playoffs to San Diego, 28-24.

In 2008, the Colts were 12-4, extending their league mark with six consecutive 12-plus-victory seasons. The club became the first in NFL history to win at least seven consecutive games in five consecutive seasons. Manning won his third AP NFL MVP award. Indianapolis fell in the Wild Card Playoffs in overtime at San Diego, 23-17.

Jim Caldwell succeeded Dungy as head coach on January 12, 2009. Dungy finished as the only coach in Colts history to post 10-plus wins and earn playoff appearances in seven straight seasons. In 2009, the club was 14-2 and became only the third team to start a season 14-0. The club extended its records to seven consecutive seasons with 12-plus victories and six years with a winning streak exceeding seven games. Caldwell tied the rookie mark for seasonal victories by an NFL head coach, and he earned the most consecutive wins to open a season and a career by a first-year head coach. Manning won an unprecedented fourth AP MVP honor. The club set league marks for most consecutive regular season wins (23, 2008-2009) and most regular season decade wins (115, 2000-2009). Indianapolis defeated Baltimore, 20-3, and the New York Jets, 30-17, before falling to New Orleans, 31-17, in Super Bowl XLIV in Miami Gardens, Fla.

2010



Pictured from left to right: Head Coach Chuck Pagano, Owner & CEO Jim Irsay and General Manager Ryan Grigson.

The Colts were 10-6 in 2010, won the AFC South and tied the NFL mark with a ninth consecutive playoff appearance (Dallas, 1975-1983). It was the club's ninth straight season with 10-plus victories. The club fell in the Wild Card Playoffs to the New York Jets, 17-16.

Following a 2-14 campaign in 2011, Vice Chairman Bill Polian, Vice President & General Manager Chris Polian and Head Coach Jim Caldwell were all relieved of their duties. Jim Irsay and the organization hired Ryan Grigson to serve as the team's new general manager and Chuck Pagano as the team's new head coach.

In 59 years of National Football League competition, the Colts have achieved a 472-430-7 record, including four World Championships and 19 Conference or Divisional titles.

ADMINISTRATION

COACHING STAFF

FOOTBALL OPERATIONS

FOOTBALL STAFF

PLAYERS

2011 SEASON IN REVIEW

COLTS HISTORY

RECORDS

COLTS IN THE COMMUNITY



In Memoriam



Robert Irsay

March 5, 1923 – January 14, 1997



Harriet P. Irsay

June 9, 1921 – July 11, 2008

ADMINISTRATION

COACHING
STAFF

FOOTBALL
OPERATIONS

FOOTBALL
STAFF

PLAYERS

2011 SEASON
IN REVIEW

COLTS
HISTORY

RECORDS

COLTS IN THE
COMMUNITY



HALL OF FAME COLTS

ADMINISTRATION

COACHING
STAFFFOOTBALL
OPERATIONS
STAFFFOOTBALL
STAFF

PLAYERS

2011 SEASON
IN REVIEWCOLTS
HISTORY

RECORDS

COLTS IN THE
COMMUNITY**ART DONOVAN****DT 6-3 265 Boston College****(Colts: 1953-1961, Inducted: 1968)**

- First Colts Hall of Fame inductee who also played with Baltimore (1950), the New York Yanks (1951) and Dallas Texans (1952)
- Was All-Pro from 1954-1957 and played in five Pro Bowls
- One of the most popular Colts ever
- Born on June 5, 1925 in the Bronx, New York
- Jersey number 70 retired

**GINO MARCHETTI****DE 6-4 245 San Francisco****(Colts: 1953-1964, 1966, Inducted: 1972)**

- Acclaimed as greatest defensive end in pro football history during induction to NFL's 50th Anniversary Team in 1969 and named to 75th Anniversary Team
- Tabbed All-Pro from 1956-1964
- Pro Bowl selection from 1954-1964, missing only the 1959 Pro Bowl following injured ankle from 1958 NFL Championship win over the New York Giants
- Retired initially prior to 1964 season, but returned then and in 1966
- Born on January 2, 1927 in Smithers, West Virginia
- Jersey number 89 retired

**RAYMOND BERRY****WR 6-2 187 SMU****(Colts: 1955-1967, Inducted: 1973)**

- Caught 631 passes for 9,275 yards and 68 TDs receiving for career and retired as NFL's all-time reception leader
- Was an All-Pro selection, led NFL in receptions from 1958-1960 and played in five Pro Bowls
- Caught 12 passes for 178 yards in 1958 NFL Championship win over the New York Giants
- Member of NFL's 75th Anniversary Team
- Born on February 27, 1933 in Corpus Christi, Texas
- Jersey number 82 retired

**JIM PARKER****G/T 6-3 272 Ohio State****(Colts: 1957-1967, Inducted: 1973)**

- Member of the Professional and National Football Foundation HOF
- Named to modern all-time All-America collegiate team in 1969
- Was All-Pro and played in Pro Bowl from 1958-1965 (eight consecutive years)
- Played in 139 consecutive games and into 1967 season before retiring
- Named to NFL's 75th Anniversary Team
- Born April 8, 1934 in Macon, Georgia
- Jersey number 77 retired
- Passed away July 18, 2005

**LENNY MOORE****RB/FL 6-1 190 Penn State
(Colts 1956-1967, Inducted: 1975)**

- Retired ninth all-time with 12,451 combined yards
- Was club's career leading rusher with 1,069 carries for 5,174 yards and 63 TDs rushing
- Totaled 363 catches for 6,039 yards and 48 TDs receiving in 143 career games
- Had 678 career points on 113 TDs
- Set NFL records with TDs in 18 consecutive games and 11 consecutive via the rush
- Was 1956 Rookie of the Year and 1964 Comeback Player of the Year (20 TDs)
- Was All-Pro from 1958-1961, 1964 and played in six Pro Bowls
- Born November 25, 1933 in Reading, Pennsylvania
- Jersey number 24 retired

**WEEB EWANK****(Head Coach 1954-1962, Inducted: 1978)**

- Led the Colts to World Championships in 1958 and 1959
- Had 59-52-1 mark in club-record nine seasons as head coach
- Led New York Jets to Super Bowl III win over Colts to become the only coach to post NFL and AFL Championships
- Career mark was 130-129-7 during 20 seasons
- Born on May 6, 1907 in Richmond, Indiana
- Passed away November 17, 1998

**JOHN UNITAS****QB 6-1 196 Louisville
(Colts: 1956-1972, Inducted: 1979)**

- Ended 18-year career as NFL leader for passes attempted (5,186), completed (2,830), yards gained (40,239), most seasons with 3,000-plus yards (three), most games with 300-plus yards (26) and most touchdown passes (290)
- Had 62.9 postseason completion pct. and gained 1,177 yards in championship play
- Only Colt to serve on 1958, 1959 and 1970 Championship teams
- NFL records included most consecutive seasons leading NFL in TD passes (four) and most consecutive games with a scoring pass (47), one of sport's most remarkable feats
- In 17 seasons with club set 22 records
- Was NFL MVP three times, played in 10 Pro Bowls (a Colt record) and was All Pro from 1958-1959, 1964, 1965, 1967
- Member of NFL's 75th Anniversary Team
- Born on May 7, 1933 in Pittsburgh, Pennsylvania
- Jersey number 19 retired
- Passed away September 11, 2002

**TED HENDRICKS****LB 6-7 215 Miami
(Colts: 1969-1973, Inducted: 1990)**

- Retired in 1983 as NFL leader with 215 consecutive games played (70 as Colt)
- Was four-time All-Pro pick who appeared in eight Pro Bowls
- Was all-conference three times as Colt and eight times for career (1969-1983)
- Member of Colts' Super Bowl V squad
- Member of NFL's 75th Anniversary Team
- Had 25 career blocked kicks
- Born on November 1, 1947 in Guatemala City, Guatemala

ADMINISTRATION

COACHING STAFF

FOOTBALL OPERATIONS

FOOTBALL STAFF

PLAYERS

2011 SEASON IN REVIEW

COLTS HISTORY

RECORDS

COLTS IN THE COMMUNITY



ADMINISTRATION

COACHING STAFF

FOOTBALL OPERATIONS

FOOTBALL STAFF

PLAYERS

2011 SEASON IN REVIEW

COLTS HISTORY

RECORDS


COLTS IN THE COMMUNITY



JOHN MACKEY

TE 6-2 224 Syracuse (Colts 1963-1971, Inducted: 1992)

- Was the second Hall of Fame tight end inductee
- Caught 331 passes for 5,236 yards and 38 touchdowns for Colts
- Punishing blocker with speed
- Was All-Pro from 1966-1968 and selected to five Pro Bowls, the first after his rookie season
- Had 75-yard touchdown reception in Super Bowl V victory over Dallas
- Member of NFL's 50th Anniversary Team
- Born on September 21, 1941 in Queens borough of New York City
- Passed away July 6, 2011



DON SHULA

(Colts: 1953-1956, Head Coach 1963-1969, Inducted: 1997)

- NFL's winningest head coach (328-156-6, regular season; 347-173-6, overall, 1963-1995) stands tied as Colts' winningest head coach (71-23-4 regular season; 73-26-4, overall, 1963-1969)
- Only Colts Hall of Fame inductee to play and be head coach with club
- Led Colts to winning records throughout tenure and to Super Bowl III
- Joined Colts from Browns in historic 15-player trade in 1953
- Born on January 4, 1930 in Painesville, Ohio



ERIC DICKERSON

RB 6-3 220 SMU (Colts: 1987-1991, Inducted: 1999)

- Totaled 1,258 carries for 5,194 yards and 32 TDs with Colts
- Won NFL rushing title in 1988 with 1,659 yards
- Had three 1,000-plus rushing seasons with Colts
- Set NFL record with 2,105 rushing yards in 1984
- Had 64 career 100-plus rushing games
- Retired with 2,996 career rushes for 13,259 yards and 90 TDs in 146 games
- Rushing yards were second in NFL history upon retirement
- Was All-Pro 1983-1984, 1986-1988 and played in six Pro Bowls
- Born September 2, 1960 in Sealy, Texas



MARSHALL FAULK

RB 5-10 211 San Diego State (Colts 1994-1998, Inducted: 2011)

- Totaled 1,389 carries for 5,320 yards and 42 TDs rushing and 297 receptions for 2,804 yards and nine TDs receiving. Compiled 8,124 scrimmage yards with Colts
- Had four 1,000-plus rushing seasons and one 2,000-plus scrimmage yards season with Colts
- In his career, carried the ball 2,836 times for 12,279 yards and 100 TDs while adding 767 catches for 6,875 yards and 36 TDs receiving and 19,154 scrimmage yards in 176 career games
- Was All-Pro 1994-1995, 1998-2001 and played in seven Pro Bowls (was rookie MVP)
- Born February 26, 1973 in New Orleans, Louisiana.



COLTS POSTSEASON GAMES

NFL CHAMPIONSHIP – DEC. 28, 1958
YANKEE STADIUM

BALTIMORE 23, NEW YORK 17 – Quarterback Johnny Unitas took the Colts 80 yards in 13 plays, the last a one-yard carry by Alan Ameche through the right side of the Giant line at 8:15 of “sudden death” overtime. The regulation game ended 17-17 when Baltimore’s Steve Myhra booted a 20-yard field goal seconds from the gun. It has been called “The Greatest Game Ever Played” and the 64,185 who watched it at Yankee Stadium agree.

	1	2	3	4	OT	F
Baltimore	0	14	0	3	6	23
New York	3	0	7	7	0	17



The Colts and Giants battle in “The Greatest Game Ever Played.”

NFL CHAMPIONSHIP – DEC. 27, 1959
BALTIMORE MEMORIAL STADIUM

BALTIMORE 31, NEW YORK 16 – The Giants led 9-7 after three periods by virtue of three field goals by Pat Summerall, but Baltimore’s crack defensive backfield took charge in the final quarter, three times making interceptions that resulted in scores. Colt quarterback Johnny Unitas scored one TD and passed for two before a home crowd of 57,545 in Memorial Stadium.

	1	2	3	4	F
New York	3	3	3	7	16
Baltimore	7	0	0	24	31

NFL CHAMPIONSHIP – DEC. 27, 1964
CLEVELAND STADIUM

CLEVELAND 27, BALTIMORE 0 – Both teams drew blanks in the first half but the Browns nailed down the World Championship with a 17-point third quarter. Quarterback Frank Ryan and fullback Jim Brown made the Cleveland attack click, as it rolled up 20 first downs to Baltimore’s 11 and outgained the Colts, 339 to 181 yards. Ryan completed 11-of-18 passes for 206 yards and three touchdowns – all to end Gary Collins from distances of 18, 42 and 51 yards, while the brilliant Brown bulled for 114 yards on 27 shots as Cleveland controlled the ball. Attendance was 79,544.

	1	2	3	4	F
Baltimore	0	0	0	0	0
Cleveland	0	0	17	10	27

NFL WESTERN DIVISION PLAYOFF – DEC. 26, 1965
LAMBEAU FIELD

GREEN BAY 13, BALTIMORE 10 – A courageous effort by the undermanned Colts was doomed by a pair of Don Chandler field goals – one with 1:58 remaining from 22 yards to tie the score and a second of 25 yards to conclude 13:39 of “sudden-death” action. The Colts had jumped ahead 7-0, after 21 seconds of play when Don Shinnick scooped up Bill Anderson’s fumble and trudged 25 yards to the end zone. They protected their edge tenaciously until the finish as Tom Matte went the

route at quarterback, rushing for 57 yards and passing for 40. Zeke Bratkowski, subbing for the injured Bart Starr, completed 22-of-39 aerials for 248 yards. The Packers ran 81 plays to the Colts’ 59 and led in first downs, 23-9. Attendance was 50,484.

	1	2	3	4	OT	F
Baltimore	7	3	0	0	0	10
Green Bay	0	0	7	3	3	13

NFL PLAYOFF – DEC. 22, 1968
BALTIMORE MEMORIAL STADIUM

BALTIMORE 24, MINNESOTA 14 – It was a cold, rainy day when the Colts won the Western Conference Championship. The Vikings provided some uncomfortable moments after the Colts obtained a big lead. It was not until late in the first half that the Colts were able to nab a 7-0 lead on Earl Morrall’s pass to Tom Mitchell, after Willie Richardson’s diving catch of a 33-yard aerial put the ball at the three. John Mackey’s touchdown reception and Mike Curtis’ 60-yard return of a fumble made it 21-0 after three quarters. Viking quarterback Joe Kapp fired TD passes to Bill Martin and Bill Brown before time expired. Attendance was 60,238.

	1	2	3	4	F
Minnesota	0	0	0	14	14
Baltimore	0	7	14	3	24

NFL CHAMPIONSHIP – DEC. 29, 1968
CLEVELAND STADIUM

BALTIMORE 34, CLEVELAND 0 – After a scoreless first period, Baltimore’s Tom Matte scored two of his record-tying three touchdowns in a 17-point Colts’ second quarter. Meanwhile, the capacity crowd of 80,628 saw the Browns held scoreless for only the second time in the club’s history as the Colts registered their fourth shutout of the season.

	1	2	3	4	F
Baltimore	0	17	7	10	34
Cleveland	0	0	0	0	0



RB Tom Matte

SUPER BOWL III – JAN. 12, 1969
MIAMI ORANGE BOWL

NEW YORK JETS 16, BALTIMORE 7 – Attendance 75,337. Jets’ quarterback Joe Namath “guaranteed” victory before the game, then led the AFL to its first Super Bowl victory over a Baltimore team that had lost one of 16 games all season. Namath completed 17-of-28 passes for 206 yards and directed a steady attack that dominated the NFL champions after the Jet defense had intercepted Colt quarterback Earl Morrall three times in the first half. The Jets had 337 total yards, including 121 yards rushing by Matt Snell. John Unitas, who had missed most of the season with a sore elbow, came off the bench and led Baltimore to its only touchdown late in the fourth quarter after New York led, 16-0.

	1	2	3	4	F
New York (AFL)	0	7	6	3	16
Baltimore (NFL)	0	0	0	7	7



AFC PLAYOFF – DEC. 26, 1970
BALTIMORE MEMORIAL STADIUM

BALTIMORE 17, CINCINNATI 0 – Attendance 51,127. John Unitas connected with TD passes to Roy Jefferson and Ed Hinton and led the Colts into the AFC title game by defeating Cincinnati. The Baltimore defense came through on a cold, windy day and limited Cincinnati to 63 yards rushing and 76 yards passing. Norm Bulaich picked up 116 yards on 25 carries. Jim O'Brien connected with a 44-yard FG and missed one from the same distance. A 49-yard FG try by Horst Muhlmann was blocked by Ray May. Mike Curtis made the game's only interception, picking off one of Virgil Carter's fourth-period passes, to set up an eventual final Colt score.

	1	2	3	4	F
Cincinnati	0	0	0	0	0
Baltimore	7	3	0	7	17

AFC CHAMPIONSHIP – JAN. 3, 1971
BALTIMORE MEMORIAL STADIUM

BALTIMORE 27, OAKLAND 17 – Attendance 56,368. Johnny Unitas' passing and play calling, and the running of rookie Norm Bulaich powered the Colts to the AFC Championship. Bulaich scored twice and Unitas picked up 245 yards on 11 completions, with his key one coming in the fourth quarter on a 68-yard touchdown reception by Ray Perkins out of a formation with four wide receivers. George Blanda threw TD passes to Fred Biletnikoff and Warren Wells, but was intercepted three times. Ed Hinton caught five passes for 115 yards.

	1	2	3	4	F
Oakland	0	3	7	7	17
Baltimore	3	7	10	7	27



Jim O'Brien splits the uprights with five seconds remaining to seal the Colts' first Super Bowl victory.

SUPER BOWL V – JAN. 17, 1971
MIAMI ORANGE BOWL

BALTIMORE 16, DALLAS 13 – Attendance 79,204. Colts' rookie Jim O'Brien climaxed one of the zaniest professional football games ever played by lofting a 32-yard field goal through the uprights with five seconds left to give Baltimore a 16-13 Super Bowl win. The brutal defensive struggle resulted in 11 turnovers, which prevented a fluid, artistic performance but contributed to the drama of the contest. Dallas nearly put the game away early in the third period when, leading 13-6, the Cowboys recovered Jim Duncan's fumble on the second half kickoff and zipped to the Colts' two. Duane Thomas, however, fumbled on the next play. Rick Volk provided Baltimore with the opportunity to tie halfway through the fourth period when he intercepted Craig Morton on the Dallas 33 and returned it to the three. Tom Nowatzke scored and it was 13-13. Mike Curtis intercepted another Morton pass on the Dallas 41 in the final minute and ran it back to the 28. The Colts stopped the clock with nine seconds left and O'Brien made history. Morton's desperation pass on the final play of the game was intercepted by Jerry Logan.

	1	2	3	4	F
Baltimore (AFC)	0	6	0	10	16
Dallas (NFC)	3	10	0	0	13

AFC PLAYOFF – DEC. 26, 1971
CLEVELAND STADIUM

BALTIMORE 20, CLEVELAND 3 – Attendance 74,082. Don Nottingham, playing for the injured Norm Bulaich, scored two TDs and rushed for 92 yards, while Baltimore's strong defense dominated play in a 20-3 victory over Cleveland. Jim O'Brien added two field goals for the Colts and Don Cockroft, who had two kicks blocked by Bubba Smith, produced the Brown's only points. Rick Volk intercepted two of Bill Nelsen's passes and Charlie Stukes picked off a third. John Unitas blended the strong running of Nottingham with passes to his favorite target, tight end Tom Mitchell, who caught five for 73 yards.

	1	2	3	4	F
Baltimore	0	14	3	3	20
Cleveland	0	0	3	0	3

AFC CHAMPIONSHIP – JAN. 2, 1972
MIAMI ORANGE BOWL

MIAMI 21, BALTIMORE 0 – Attendance 75,629. The Colts, playing without starting running backs Norm Bulaich and Tom Matte, still compiled 302 yards to Miami's 286, but were damaged by the Dolphins' big plays – Bob Griese's 75t pass to Paul Warfield in the first period and Dick Anderson's 62t interception return in the third quarter. Larry Csonka carried five yards for a fourth quarter touchdown for Miami. John Unitas completed 20-of-36 passes for 224 yards, but the Colts were shutout for the first time since Dec. 5, 1965.

	1	2	3	4	F
Baltimore	0	0	0	0	0
Miami	7	0	7	7	21

AFC PLAYOFF – DEC. 27, 1972
THREE RIVERS STADIUM

PITTSBURGH 28, BALTIMORE 10 – Attendance 49,053. The Colts kept the game close with the defending Super Bowl champions until the final period, even without the services of starting QB Bert Jones. Jones sustained a severe bruise to his throwing arm on the first offensive series and was unable to return until the fourth quarter. Backup Marty Domres generated a second quarter score with a five-yard TD toss to Glenn Doughty. The Colts trailed 14-10 after three quarters before Pittsburgh's Terry Bradshaw scored on a two-yard run midway through the final period. Andy Russell iced the victory in the final two minutes when he returned a Jones fumble 93 yards.

	1	2	3	4	F
Baltimore	0	7	3	0	10
Pittsburgh	7	0	7	14	28

AFC PLAYOFF – DEC. 19, 1976
BALTIMORE MEMORIAL STADIUM

PITTSBURGH 40, BALTIMORE 14 – Attendance 60,020. The Colts were playing "catch-up" ball all afternoon as the Steelers struck early and often. On the third play of the game, Pittsburgh stunned the Colts defense with a 76-yard TD bomb from Terry Bradshaw to Frank Lewis. Baltimore countered with a first quarter Bert Jones TD pass to Roger Carr covering 17 yards, but it would be the Colts' only score until the final period. A 60-yard kickoff return by Theo Bell and a 50-yard Franco Harris run were key plays in building the Steelers' 26-7 halftime lead. The Pittsburgh offense amassed 526 total yards as Bradshaw threw for 264 and Harris picked up 132 on the ground.

	1	2	3	4	F
Pittsburgh	9	17	0	14	40
Baltimore	7	0	0	7	14

AFC PLAYOFF – DEC. 24, 1977
BALTIMORE MEMORIAL STADIUM

OAKLAND 37, BALTIMORE 31 – Attendance 60,763. In one of the longest football games ever played, the Colts and Raiders needed six quarters to decide their AFC playoff game. An Errol Mann 22-yard FG with only 26 seconds left in regulation tied the game at 31. After a scoreless fifth quarter, Oakland ended the game when Ken Stabler hit Dave Casper for a 10-yard score. The lead changed hands nine times throughout the game. The Colts had some outstanding individual efforts in all facets of the game. Ron Lee came off the bench to rush for 46 yards and two TDs

ADMINISTRATION

COACHING STAFF

FOOTBALL OPERATIONS

FOOTBALL STAFF

PLAYERS

2011 SEASON IN REVIEW

COLTS HISTORY

RECORDS

COLTS IN THE COMMUNITY



on 11 carries. Bruce Laird intercepted two passes and returned one 61 yards for a TD. Marshall Johnson raced 87 yards with a kickoff for a score.

	1	2	3	4	OT	OT	F
Oakland	7	0	14	10	0	6	37
Baltimore	0	10	7	14	0	0	31

AFC PLAYOFF – JAN. 9, 1988
CLEVELAND STADIUM

CLEVELAND 38, INDIANAPOLIS 21 – Attendance 79,838. The Colts and Browns traded first half touchdowns before Cleveland seized control with 17 unanswered second-half points on the way to a 38-21 win. Cleveland held a slight edge (404-315) in net yards, and held running back Eric Dickerson to 50 yards on 15 rushes. Bernie Kosar was 20-of-31 for 229 yards and three scores, while Jack Trudeau hit 21-of-33 tosses for 251 yards and two touchdowns.

	1	2	3	4	F
Indianapolis	7	7	0	7	21
Cleveland	7	7	7	17	38

AFC WILDCARD – DEC. 31, 1995
SAN DIEGO JACK MURPHY STADIUM

INDIANAPOLIS 35, SAN DIEGO 20 – Attendance 61,182. The Colts posted their first playoff win since 1971 as Jim Harbaugh tossed two scoring passes and ran for a touchdown, while rookie Zack Crockett set a club playoff rushing mark with 147 yards on 13 carries. The Colts made the sixth lead change of the game stand when Harbaugh hit Sean Dawkins on a 42t pass late in the third quarter. Crockett, who tallied on a 33t first-half rush, burst a 66t dash in the final quarter to decide the outcome. The Colts intercepted Stan Humphries four times. Crockett was one of 12 Colts not born when the team last won a playoff game.

	1	2	3	4	F
Indianapolis	0	14	7	14	35
San Diego	3	7	7	3	20

AFC PLAYOFF – JAN. 7, 1996
ARROWHEAD STADIUM

INDIANAPOLIS 10, KANSAS CITY 7 – Attendance 77,594. The Colts topped the AFC top-seeded Chiefs, 10-7, when Lin Elliott's 42-yard field goal was wide left with :37 remaining. Jim Harbaugh guided the club on a marathon 18-play, 77-yard second-quarter march to tie the contest with a 5t toss to Floyd Turner. The Colts pirated three Kansas City passes, one by Ashley Ambrose that set up a 30-yard Cary Blanchard third-quarter field goal. Fourth-quarter interceptions by Quentin Coryatt and Eugene Daniel helped spoil the Chiefs' 8-0 home mark. The game was played in 11-degree weather with a wind chill of -9 degrees. The win tied Ted Marchibroda with Don Shula as the winningest head coach in club history.

	1	2	3	4	F
Indianapolis	0	7	3	0	10
Kansas City	7	0	0	0	7

AFC CHAMPIONSHIP – JAN. 14, 1996
THREE RIVERS STADIUM

PITTSBURGH 20, INDIANAPOLIS 16 – Attendance 61,062. In one of the most compelling AFC Championship Games, the Colts' title bid ended when a Jim Harbaugh desperation end zone pass at the gun eluded the grasp of Aaron Bailey. The game stood 13-9 in Pittsburgh's favor in the final quarter when Harbaugh hit Floyd Turner on a 47t strike with 8:46 to go. Unable to run out the clock, the Colts punted to Pittsburgh with 3:03 remaining. Neil O'Donnell teamed with Ernie Mills on a 37-yard pass to the Colts' one, where Bam Morris tallied with 1:34 left. Harbaugh marched the Colts from their 15 to the Steelers' 29 with :05 left before his final pass fell incomplete.

	1	2	3	4	F
Indianapolis	3	3	3	7	16
Pittsburgh	3	7	3	7	20

AFC WILDCARD – DEC. 29, 1996
THREE RIVERS STADIUM

PITTSBURGH 42, INDIANAPOLIS 14 – Attendance 58,078. Pittsburgh rushed for 231 yards and five touchdowns to eliminate the Colts from the playoffs, 42-14. Eugene Daniel's 59t interception return and Aaron Bailey's 9t reception from Jim Harbaugh (12-32-134, 1 TD/INT.) gave the Colts a 14-13 halftime lead. Pittsburgh exploited Indianapolis on the ground, rolling to a 190-yard advantage. The game turned in the third quarter with a 91-yard TD drive by Pittsburgh. The Steelers tallied 21 points in the final quarter. It was the first time the Colts made the playoffs in consecutive seasons since 1975-77.

	1	2	3	4	F
Indianapolis	0	14	0	0	14
Pittsburgh	10	3	8	21	42

AFC PLAYOFF – JAN. 16, 2000
RCA DOME

TENNESSEE 19, INDIANAPOLIS 16 – Attendance 57,097. A 9-6 field goal struggle through 30 minutes turned to Tennessee's advantage early in the third period on RB-Eddie George's (26-162, 1 TD) 68t rush. The Titans pushed the count to 19-9 on four K-Al Del Greco field goals, while the Colts were held in check on offense. QB-Peyton Manning (19-43-227) scored on a 15t rush with 1:51 left, but the Colts could threaten no further. The Colts were out-rushed 197-78, and Manning was under pass rush pressure throughout the game. This was the club's first playoff game as hosts since 1977.

	1	2	3	4	F
Tennessee	0	6	7	6	19
Indianapolis	3	6	0	7	16

AFC WILDCARD – DEC. 30, 2000
PRO PLAYER STADIUM

MIAMI 23, INDIANAPOLIS 17 – Attendance 73,193. Indianapolis sur-rendered a 14-0 lead in dropping a 23-17 overtime decision at Miami. K-Mike Vanderjagt hit field goals of 32, 26 and 50 yards, but missed from 49 yards 5:44 into overtime. QB-Peyton Manning was 17-32-194, 1 TD and RB-Edgerrin James was 21-107 rushing, but the Colts' defense yielded 258 rushing yards. RB-Lamar Smith's (40-209, 2 TDs) 17t rush 11:26 into overtime decided the contest.

	1	2	3	4	OT	F
Indianapolis	3	11	0	3	0	17
Miami	0	0	7	10	6	23

AFC WILDCARD – JAN. 4, 2003
GIANTS STADIUM

NEW YORK JETS 41, INDIANAPOLIS 0 – Attendance 78,524. The Jets bolted to a 24-0 halftime lead and added 17 second-half points to post a 41-0 win. QB-Chad Pennington (19-25-222, 3 TDs) hit three scoring passes, while RB-LaMont Jordan was 20-102, 2 TDs. QB-Peyton Manning was 14-31-137, 2 INTS., while the Colts rushed 14-52. WR-Marvin Harrison was 4-47 receiving.

	1	2	3	4	F
Indianapolis	0	0	0	0	0
New York	7	17	10	7	41

AFC WILDCARD – JAN. 4, 2004
RCA DOME

INDIANAPOLIS 41, DENVER 10 – Attendance 56,586. The Colts scored on their first seven possessions behind QB-Peyton Manning (22-26-377, 5 TDs) to post the franchise's first home playoff win since 1971. Manning set the club playoff record for TD passes. He teamed with WRs-Marvin Harrison (46t, 23t) and Brandon Stokley (31t, 87t) on scoring plays. The Colts scored 31 first-half points to spur the win.

	1	2	3	4	F
Denver	3	0	0	7	10
Indianapolis	14	17	10	0	41

ADMINISTRATION
COACHING STAFF
FOOTBALL OPERATIONS
FOOTBALL STAFF
PLAYERS
2011 SEASON IN REVIEW
COLTS HISTORY
RECORDS
COLTS IN THE COMMUNITY



AFC PLAYOFF – JAN. 11, 2004
ARROWHEAD STADIUM

INDIANAPOLIS 38, KANSAS CITY 31 – Attendance 79,159. Indianapolis scored on six of eight possessions to defeat Kansas City. QB-Peyton Manning was 22-30-304, 3 TDs, while RB-Edgerrin James was 26-125, 2 TDs rushing (11t, 1t). The Colts led throughout the contest, amassing 31 of their points in the first three quarters. Indianapolis netted 434 yards and did not punt for the second consecutive playoff game. WRs-Marvin Harrison (6-9t), Reggie Wayne (6-83, 1 TD; 19t) and Brandon Stokley (4-57, 1 TD; 29t) had big days. RB-Priest Holmes was 24-176, 2 TDs rushing for the Chiefs.

	1	2	3	4	F
Indianapolis	14	7	10	7	38
Kansas City	3	7	14	7	31

AFC CHAMPIONSHIP – JAN. 18, 2004
GILLETTE STADIUM

NEW ENGLAND 24, INDIANAPOLIS 14 – Attendance 68,436. New England opened up a 15-0 halftime lead in topping the Colts in the conference title bout. K-Adam Vinatieri booted field goals of 31, 25, 27, 21 and 34 yards to help provide the difference. RB-Edgerrin James' 21 third-quarter rush brought the Colts within eight points. Indianapolis scored on a 71 TE-Marcus Pollard reception with 2:27 left, but one final Colts possession failed. New England sacked QB-Peyton Manning four times and intercepted four passes in a contest played in snowy conditions and 32-degree weather.

	1	2	3	4	F
Indianapolis	0	0	7	7	14
New England	7	8	6	3	24

AFC WILDCARD – JAN. 9, 2005
RCA DOME

INDIANAPOLIS 49, DENVER 24 – Attendance 56,609. The Colts took a 35-3 halftime lead in beating Denver, 49-24. QB-Peyton Manning (27-33-458, 4 TDs/1 INT.), passed for 361 yards and three scores in the first half, while WR-Reggie Wayne (10-221, 2 TDs; 35t, 43t) set the club's single-game playoff mark for reception yards. Indianapolis produced 396 of its 530 net yards in the opening half. Manning and RB-Edgerrin James (18-63, 1 TD) had two of the club's three rushing touchdowns. The Colts' 49 points established a club playoff record.

	1	2	3	4	F
Denver	0	3	14	7	24
Indianapolis	14	21	0	14	49

AFC PLAYOFF – JAN. 16, 2005
GILLETTE STADIUM

NEW ENGLAND 20, INDIANAPOLIS 3 – Attendance 68,756. Controlling the ball for 37:43 of the contest, including 21 of the game's final 30 minutes, New England posted a 20-3 victory over the Colts. The Patriots gained a 6-3 halftime lead as Ks-Adam Vinatieri (24, 31) and Mike Vanderjagt (23) had second-quarter field goals. QB-Tom Brady (18-27-144, 1 TD) later guided 87- and 94-yard touchdown drives, aided by RB-Corey Dillon (23-144). The Patriots defense forced three turnovers and limited the Colts to 46 rushing yards. QB-Peyton Manning was 27-42-238, 1 INT., but New England amassed 210 rushing yards.

	1	2	3	4	F
Indianapolis	0	3	0	0	3
New England	0	6	7	7	20

AFC PLAYOFF – JAN. 15, 2006
RCA DOME

PITTSBURGH 21, INDIANAPOLIS 18 – Attendance 57,449. Pittsburgh assumed a 7-0 lead on its first possession and grew the lead to 21-3 entering the fourth quarter, then withstood a late Colts charge to win 21-18. Indianapolis overcame a sluggish start to have a final chance to force overtime as QB-Peyton Manning (22-38-290, 1 TD) marched the Colts back into contention. Manning hit TE-Dallas Clark on a 50t pass early in the final period, then RB-Edgerrin James tallied on a 3t rush with 4:24 left to mount the charge. DB-Nick Harper returned a late fumble 35 yards to give the Colts one final chance. The club moved to the Pittsburgh 28, but K-Mike Vanderjagt was wide right with a 46-yard field goal with :17 remaining.

	1	2	3	4	F
Pittsburgh	14	0	7	0	21
Indianapolis	0	3	0	15	18

AFC WILDCARD – JAN. 6, 2007
RCA DOME

INDIANAPOLIS 23, KANSAS CITY 8 – Attendance 57,215. Indianapolis scored the initial 16 points and held Kansas City without a first down for the game's opening 42 minutes in posting a 23-8 win. K-Adam Vinatieri (48, 19, 50) hit three field goals and RB-Joseph Addai (25-122, 1 TD) tallied on a 6t burst before QB-Peyton Manning (30-38-268, 1 TD/3 INTs) hit WR-Reggie Wayne on a 5t strike early in the fourth quarter. Indianapolis produced four sacks and three takeaways, while allowing 44 yards on 17 rushes. Indianapolis out-gained Kansas City, 435-126, including 188-44 on the ground, marking the fewest net yards and rushing yards allowed in club playoff history.

	1	2	3	4	F
Kansas City	0	0	8	0	8
Indianapolis	6	3	7	7	23

AFC PLAYOFF – JAN. 13, 2007
M&T BANK STADIUM

INDIANAPOLIS 15, BALTIMORE 6 – Attendance 71,162. K-Adam Vinatieri's five field goals (23, 42, 51, 38, 35) helped produce a 15-6 win at Baltimore. The Colts scored seven minutes into the game and moved to a 9-3 halftime lead in a contest they never trailed. Vinatieri's final field goal with :23 remaining sealed the win, set a club playoff record and tied the league mark he already shared with six other kickers. QB-Peyton Manning was 15-30-170, 2 INTs. Indianapolis had 100 rushing yards, while the Ravens amassed 83. A resilient Colts defense produced two sacks and four takeaways.

	1	2	3	4	F
Indianapolis	6	3	3	3	15
Baltimore	0	3	0	3	6

AFC CHAMPIONSHIP – JAN. 21, 2007
RCA DOME

INDIANAPOLIS 38, NEW ENGLAND 34 – Attendance 57,433. Erasing an 18-point deficit with a 32-point second-half flurry, the Colts captured the AFC Championship, 38-34 over New England. QB-Peyton Manning (27-47-349, 1 TD/INT.) scored on a 1t rush, tossed a 1t pass and guided the club to 17 fourth-quarter points. Indianapolis had 455 net yards, with second-half scoring drives of 76, 76, 67, 59 and 80 yards. RB-Joseph Addai's 3t rush with 1:00 left was the winning score. K-Adam Vinatieri hit field goals of 42, 26 and 36 yards, while C-Jeff Saturday (fumble recovery) and DT-Dan Klecko (1t reception) scored touchdowns. New England booted to a 21-3 lead before the club produced the largest championship game comeback in NFL Super Bowl-era history. Indianapolis knotted the contest at 21-21, 28-28 and 31-31 during the comeback.

	1	2	3	4	F
New England	7	14	7	6	34
Indianapolis	3	3	15	17	38

SUPER BOWL XLII – FEB. 4, 2007
DOLPHIN STADIUM

INDIANAPOLIS 29, CHICAGO 17 – Attendance 74,512. The Colts earned a fourth World Championship in besting Chicago in Super Bowl XLII, 29-17. The Colts overcame a 14-6 second-quarter deficit. Led by QB-Peyton Manning (25-38-247, 1 TD/INT.), a rushing attack that produced 191 yards and a defense that surrendered only 11 first downs and 265 net yards while helping produce five turnovers, the Colts out-scored the Bears 23-3 over the game's final 41 minutes. Manning hit WR-Reggie Wayne (2-61, 1 TD; 53t) for the club's first score. Dominic Rhodes tallied on a 1t rush in the second quarter, and Indianapolis did not relinquish the lead. K-Adam Vinatieri added field goals of 29, 24 and 20 yards, then DB-Kelvin Hayden's 56t interception return early in the fourth quarter provided the final points. Manning earned Most Valuable Player honors, becoming the first Colts Super Bowl MVP. Addai (10-66) set a Super Bowl reception mark for a running back.

	1	2	3	4	F
Indianapolis	6	10	6	7	29
Chicago	14	0	3	0	17

ADMINISTRATION
COACHING STAFF
FOOTBALL OPERATIONS
FOOTBALL STAFF
PLAYERS
2011 SEASON IN REVIEW
COLTS HISTORY
RECORDS
COLTS IN THE COMMUNITY



AFC PLAYOFF – JAN. 13, 2008
BCA DOME

SAN DIEGO 28, INDIANAPOLIS 24 – Attendance 56,950. In a contest featuring six lead changes, San Diego took a 28-24 Divisional Playoff victory over Indianapolis. The Chargers were directed by QB-Philip Rivers (14-19-264, 3 TDs/1 INT.) for the first three quarters and by QB-Billy Volek (3-4-48/3(-), 1 TD rushing) for the final quarter. Volek's score proved to be the decisive tally. QB-Peyton Manning was 33-48-402, 3 TDs/2 INTS., teaming on scoring plays with WRs-Reggie Wayne (7-76, 1 TD; 9t) and Anthony Gonzalez (4-79, 1 TD; 5t) and TE-Dallas Clark (6-95, 1 TD; 25t). Indianapolis suffered turnovers at the San Diego 22-, 11- and two-yard lines, and failed to convert a possession inside the 10 in the final three minutes.

	1	2	3	4	F
San Diego	0	7	14	7	28
Indianapolis	0	7	7	7	24

AFC WILDCARD – JAN. 3, 2009
QUALCOMM STADIUM

SAN DIEGO 23, INDIANAPOLIS 17 – Attendance 68,082. San Diego tied the contest on a 26-yard field goal in the final minute of regulation, then scored on an overtime-opening possession to top Indianapolis, 23-17. RB-Darren Sproles produced 328 total yards (23-105, 2 TDs rushing; 9t, 22t/5-45 receiving/4-106 KOR/3-72 PR), and his second rushing TD settled the outcome. QB-Peyton Manning was 25-42-310, 1 TD, combining with TE-Dallas Clark (7-33) and WRs-Anthony Gonzalez (6-97) and Reggie Wayne (4-129, 1 TD; 72t) to help keep the Colts in the hunt. Chargers P-Mike Scifres was 6-52.7, 6 In20. Two first-half boots pinned the Colts deep and resulted in short TD drives. His final kick to the Colts' one in the last three minutes set the stage for the tying score. Manning joined QBs-Brett Favre, Dan Marino, John Elway and Joe Montana as the only players with 40,000-plus regular-season and 4,000-plus playoff passing yards.

	1	2	3	4	OT	F
Indianapolis	7	3	7	0	0	17
San Diego	0	14	0	3	6	23

AFC PLAYOFF – JAN. 16, 2010
LUCAS OIL STADIUM

INDIANAPOLIS 20, BALTIMORE 3 – Attendance 67,535. Breaking a 3-3 tie with 14 points in the final two minutes of the second quarter, Indianapolis produced a 20-3 victory over Baltimore. The Colts and Ravens traded field goals on their first possessions in a game where touchdowns were a premium. QB-Peyton Manning was 30-44-246, 2 TDs/1 INT., teaming with WRs-Austin Collie (4-52, 1 TD; 10t) and Reggie Wayne (8-63, 1 TD; 3t) for the scores that gave the Colts a cushion. Collie's score broke the tie, while Wayne's scoring reception came with :03 left in the first half as the Colts built a 17-3 lead. K-Matt Stover opened the game with a 44-yard field goal, and his 33-yard boot early in the fourth quarter provided the final points. Indianapolis forced four takeaways in the second half to earn the win. WR-Reggie Wayne became the 11th player with 1,000-plus playoff reception yards. Indianapolis limited the potent Baltimore rushing attack to 87 yards. The attendance of 67,535 set a franchise record.

	1	2	3	4	F
Baltimore	3	0	0	0	3
Indianapolis	3	14	0	3	20

AFC CHAMPIONSHIP – JAN. 24, 2010
LUCAS OIL STADIUM

INDIANAPOLIS 30, NEW YORK JETS 17 – Attendance 67,650. Erasing an 11-point second-quarter deficit by scoring the game's final 24 points, Indianapolis earned a 30-17 victory over the New York Jets in the AFC Championship Game. The Jets bolted to a 17-6 lead the Colts cut to 17-13 just prior to the half, then Indianapolis tallied 17 second-half points to produce the victory. QB-Peyton Manning was 26-39-377, 3 TDs, teaming with WRs-Pierre Garcon (11-151, 1 TD; 4t) and Austin Collie (7-123, 1 TD; 16t) on the majority of his completions. TE-Dallas Clark (4-35, 1 TD) tallied on a 15t pass midway through the fourth quarter to give the club a 10-point lead, and the final of three K-Matt Stover field goals (25, 19, 21) with 2:29 to play marked the game's final points. Manning produced his seventh career 300-plus playoff game. This marked the fourth time the club had two 100-plus receivers in a playoff game. Jim Caldwell became the fifth rookie head coach to reach the Super Bowl. The attendance of 67,650 set a franchise record. The Colts qualified for their fourth Super Bowl (III, V, XLI, XLIV), with all four of those contests played in Miami.

	1	2	3	4	F
New York	0	17	0	0	17
Indianapolis	0	13	7	10	30

SUPER BOWL XLIV – FEB. 7, 2010
SUN LIFE STADIUM

NEW ORLEANS 31, INDIANAPOLIS 17 – Attendance 74,059. Scoring the first 10 points of the game and with a chance to tie matters in the waning minutes, Indianapolis fell to New Orleans in Super Bowl XLIV, 31-17, at Sun Life Stadium in Miami Gardens, Fla. The Colts bolted to a 10-0 first-quarter advantage on 53- and 96-yard scoring drives, the second one ending on a 19t pass from QB-Peyton Manning (31-45-333, 1 TD/INT.) to WR-Pierre Garcon (5-66, 1 TD). New Orleans cut the halftime deficit with two second-quarter field goals by K-Garrett Hartley (46, 44, 47), with the 44-yarder coming at the gun. After recovering a second half-opening inside kick, QB-Drew Brees (32-39-288, 2 TDs) hit RB-Pierre Thomas on a 16t pass for a 13-10 Saints lead. RB-Joseph Addai (13-77, 1 TD) tallied on a 4t rush as the Colts took a 17-13 lead midway through the third quarter. Hartley's third boot later in the quarter cut the margin to 17-16. Brees hit TE-Jeremy Shockey on a 2t pass, and his two-point pass to WR-Lance Moore with 5:42 left in the game gave New Orleans a 24-17 lead. A final Colts chance to square the title contest ended with DB-Tracey Porter's 74t interception return with 3:12 left. Manning recorded his eighth career 300-plus postseason game. Super Bowl XLIV generated an average of 106.5 viewers to become the most watched program in United States history. The contest was seen in all-or part by an estimated 153.4 million viewers.

	1	2	3	4	F
New Orleans	0	6	10	15	31
Indianapolis	10	0	7	0	17

AFC WILDCARD – JAN. 8, 2011
LUCAS OIL STADIUM

NEW YORK JETS 17, INDIANAPOLIS 16 – Attendance 65,332. A low-scoring, see-saw battle was settled at the final gun as K-Nick Folk booted a 32-yard field goal as the New York Jets topped the Colts, 17-16. Indianapolis earned 7-0, 10-7 and 16-14 leads, with the final one coming with :53 remaining on K-Adam Vinatieri's 50-yard field goal. QB-Peyton Manning was 18-26-225 passing, finding WR-Pierre Garcon (5-112, 1 TD; 57t) for the first score. RB-LaDainian Tomlinson (16-82, 2 TDs) had two second-half 11 rushes, tying the contest, then giving New York a 14-10 lead with 9:59 left. Vinatieri hit two other field goals (47, 32) and cut the deficit to 14-13 with 4:37 to go. The Jets rushed 38-169, while the Colts were 27-93.

	1	2	3	4	F
New York	0	0	7	10	17
Indianapolis	0	7	3	6	16

ADMINISTRATION
COACHING STAFF
FOOTBALL OPERATIONS
FOOTBALL STAFF
PLAYERS
2011 SEASON IN REVIEW
COLTS HISTORY
RECORDS
COLTS IN THE COMMUNITY



ALL-TIME HONORS

ALL-PRO AND ALL-NFL TEAMS

(BOLD designates first-team)

LEGEND:

AP-Associated Press
 HOF-Pro Football Hall of Fame
 PFWA-Pro Football Writer's Assn.
 USA-USA Today

CPFN-College and Pro Football Newsweekly
 NEA-Newspaper Enterprise Association
 SI-Sports Illustrated

FD-Football Digest
 NYN-New York (Daily) News
 SN-Sporting News

FN-Football News
 PFW-Pro Football Weekly
 UPI-United Press International

1950

WR-Paul Salata AP
 HB-Billy Stone AP

1953

LB-Alex Agase AP, UPI
 OG-Dick Barwegan AP
 C-Brad Ecklund NYN
 HB-Tom Keane AP, UPI, NYN
 OG-Bill Lange NYN
 DB-Bert Rechichar UPI, NYN, AP
 RB-George Tallaferra AP

1954

DT-Art Donovan AP, UPI, NYN, SN
 HB-Tom Keane UPI
 DE-Gino Marchetti AP, UPI
 DB-Bert Rechichar UPI

1955

RB-Alan Ameche AP, UPI, SN, NYN, NEA
 LB-Joe Campanella AP
 DT-Art Donovan AP, UPI, NEA, SN, NYN
 DT-Tom Finnin AP
 DE-Gino Marchetti NEA, NYN, AP
 DB-Bert Rechichar NEA, NYN, UPI, AP
 QB-George Shaw AP
 C-Dick Szymanski UPI, NYN, AP

1956

RB-Alan Ameche AP, NYN, NEA
 DT-Art Donovan AP, NEA, NYN, UPI
 DE-Gino Marchetti NEA, NYN, AP, UPI
 RB-Lenny Moore NYN

1957

WR-Raymond Berry AP
 DB-Milt Davis AP, UPI, NYN
 DT-Art Donovan AP, UPI, NEA, NYN
 DE-Gino Marchetti AP, NEA, UPI
 RB-Lenny Moore UPI, NEA
 TE-Jim Mutscheller UPI, NEA, NYN
 OG-Art Spinney NYN
 QB-John Unitas NEA, AP, UPI, NYN

1958

RB-Alan Ameche AP, UPI, NYN, NEA
 WR-Raymond Berry AP, UPI, NEA, NYN
 DT-Art Donovan NYN, UPI, AP, NEA
 DT-Gene Lipscomb AP, UPI, NEA, NYN
 DE-Gino Marchetti AP, NEA, UPI, NYN
 RB-Lenny Moore AP, UPI, NEA, NYN
 DB-Andy Nelson NYN, AP, UPI, NEA
 OT-Jim Parker AP, UPI, NEA, NYN
 LB-Bill Pellington NEA
 OG-Alex Sandusky UPI
 OG-Art Spinney AP, UPI, NEA
 DB-Carl Taseff AP, UPI
 QB-John Unitas NEA, AP, UPI, NYN

1959

RB-Alan Ameche AP, NYN
 WR-Raymond Berry AP, UPI, NEA, NYN
 DB-Milt Davis UPI, NYN, NEA
 DT-Gene Lipscomb AP, UPI, NYN, NEA
 DE-Gino Marchetti AP, NEA, UPI, NYN
 RB-Lenny Moore AP, NEA, NYN, UPI
 DB-Andy Nelson NYN, UPI
 OT-Jim Parker AP, UPI, NEA, NYN
 LB-Bill Pellington NEA
 LB-Don Shinnick UPI
 OG-Art Spinney UPI, NYN, AP, NEA
 DB-Carl Taseff UPI
 QB-John Unitas NEA, AP, UPI, NYN

1960

WR-Raymond Berry AP, UPI, NEA, NYN,
 NYN, UPI
 DE-Ordell Braese AP
 DT-Art Donovan NEA, NYN, UPI
 DT-Gene Lipscomb AP, NEA, UPI, NYN
 DE-Gino Marchetti AP, UPI, NEA, NYN
 RB-Lenny Moore UPI, NEA
 DB-Andy Nelson UPI
 C-Buzz Nutter AP, UPI, NEA, NYN
 OT-Jim Parker NEA, UPI
 LB-Bill Pellington NYN
 DB-John Sample UPI
 LB-Don Shinnick NEA, UPI
 OG-Art Spinney UPI, NYN, NEA
 QB-John Unitas

1961

WR-Raymond Berry NEA, UPI, NEA
 DT-Gene Lipscomb NEA
 DE-Gino Marchetti AP, NEA, UPI, NYN
 RB-Lenny Moore AP, UPI, NEA, NYN
 OT-Jim Parker AP, NEA, NYN, UPI
 LB-Bill Pellington NEA

1962

DB-Bobby Boyd UPI, NEA
 DE-Gino Marchetti AP, NEA, UPI, FN
 DB-Andy Nelson UPI
 OT-Jim Parker AP, NEA, FN, UPI
 LB-Bill Pellington UPI, NEA
 LB-Don Shinnick UPI

1963

WR-Raymond Berry AP, UPI
 DB-Bobby Boyd AP
 TE-John Mackey UPI
 DE-Gino Marchetti NEA, NYN, AP, UPI
 OT-Jim Parker AP, NEA, UPI, NYN
 LB-Don Shinnick AP
 C-Dick Szymanski AP
 QB-John Unitas AP, UPI, NYN, NEA

1964

WR-Raymond Berry UPI
 DB-Bobby Boyd AP, UPI, NEA, NYN, FN
 DE-Ordell Braese UPI
 DB-Jerry Logan UPI
 DE-Gino Marchetti AP, NEA, UPI, NYN, FN
 RB-Lenny Moore AP, UPI, NEA, NYN, FN
 OT-Jim Parker AP, UPI, NEA, NYN, FN
 LB-Bill Pellington NEA, AP, UPI
 OT-George Preas AP, UPI, NEA
 OG-Alex Sandusky AP, UPI, NEA, NYN
 LB-Steve Stonebreaker UPI, NYN
 C-Dick Szymanski AP, UPI
 QB-John Unitas NEA, AP, UPI, NYN, FN
 OT-Bob Vogel NEA, UPI

1965

WR-Raymond Berry NEA, AP, NYN
 DB-Bobby Boyd AP, UPI, NEA, NYN, FN
 DE-Ordell Braese NEA, NYN, UPI
 LB-Dennis Gaudatz FN, UPI
 TE-John Mackey AP, UPI
 WR-Jimmy Orr AP, NEA, UPI, NYN
 OT-Jim Parker AP, UPI, NEA, NYN, FN
 OG-Alex Sandusky UPI
 LB-Steve Stonebreaker NYN, UPI, NEA
 C-Dick Szymanski AP, UPI
 QB-John Unitas NEA, AP, UPI, NYN
 OT-Bob Vogel NEA, NYN, AP, UPI

ADMINISTRATION

COACHING STAFF

FOOTBALL OPERATIONS

FOOTBALL STAFF

PLAYERS

2011 SEASON IN REVIEW

COLTS HISTORY

RECORDS

COLTS IN THE COMMUNITY



1966
 WR-Raymond Berry UPI
 DB-Bobby Boyd UPI, PFWA, AP, NYN
 DE-Ordell Braase NEA, AP, UPI
 TE-John Mackey AP, UPI, NEA, NYN, PFWA
 OT-Jim Parker NYN, UPI
 OT-Bob Vogel UPI

1967
 DB-Bobby Boyd FN, UPI
 DE-Ordell Braase NYN, AP, UPI, NEA, FN
 TE-John Mackey AP, NEA, NYN, UPI, FN
 DT-Fred Miller NEA
 WR-Willie Richardson AP, UPI, NEA, NYN, NEA
 C-Dick Szymanski FN
 QB-John Unitas NEA, AP, UPI, NYN, FN
 OT-Bob Vogel NEA
 DB-Rick Volk FN

1968
 DB-Bobby Boyd AP, UPI, NYN, FN, PFWA
 LB-Mike Curtis AP, UPI, NYN, FN, PFWA, PFW, NEA
 DB-Jerry Logan PFWA
 TE-John Mackey AP, UPI, NEA, NYN, PFWA, FN, PFW
 DT-Fred Miller UPI, NYN, PFWA
 QB-Earl Morrall AP, UPI, NEA, NYN, FN, PFWA
 OG-Glenn Ressler NYN, FN
 WR-Willie Richardson PFWA
 DT-Billy Ray Smith AP
 DE-Bubba Smith AP, UPI, NYN, PFWA
 OT-Bob Vogel NYN, UPI, FN, PFWA, AP, NEA
 DB-Rick Volk NEA, PFWA, UPI

1969
 C-Bill Curry AP, UPI, PFW
 LB-Mike Curtis AP, NYN
 P-David Lee HOF, PFWA, NEA, PFW
 RB-Tom Matte NEA, PFW
 OT-Bob Vogel UPI, NYN
 DB-Rick Volk NEA

1970
 P-David Lee PFWA
 DE-Bubba Smith FN, PFWA

1971
 C-Bill Curry NEA, FN, PFWA
 LB-Mike Curtis FN
 LB-Ted Hendricks AP, NEA, FN, PFWA, PFW
 DE-Bubba Smith FN, AP, NEA, PFWA, PFW
 DB-Rick Volk NEA, PFWA, AP

1972
 LB-Ted Hendricks AP, NEA

1973
 LB-Ted Hendricks NEA

1974
 LB-Mike Curtis FN

1975
 DE-Fred Cook NYN
 DE-John Dutton AP, FN, PFWA
 OT-George Kunz AP, FN, PFWA, PFWA
 RB-Lydeli Mitchell CPFN
 LB-Stan White FN

1976
 WR-Roger Carr NYN, AP, PFWA, NEA
 DE-John Dutton AP, NYN, PFWA
 DT-Joe Ehrmann PFWA
 QB-Bert Jones AP, PFWA, NEA, FN, NYN
 OT-George Kunz PFWA, AP, NEA
 K-Toni Linhart NYN
 RB-Lydeli Mitchell AP, NYN

1977
 DT-Mike Barnes SN, NYN
 DB-Lyle Blackwood AP
 QB-Bert Jones AP, NEA
 OT-George Kunz AP, NEA
 RB-Lydeli Mitchell AP
 LB-Stan White NYN

1983
 K-Raul Allegre FD, NEA
 P-Rohn Stark AP, FD, NEA

1984
 LB-Vernon Maxwell CPFN
 P-Rohn Stark NEA, CPFN

1985
 C-Ray Donaldson AP
 OT-Chris Hinton NYN, AP, NEA, FD
 P-Rohn Stark NEA, AP

1986
 C-Ray Donaldson AP
 OT-Chris Hinton AP
 P-Rohn Stark NEA, CPFN, AP

1987
 K-Dean Biasucci USA, AP, NEA, CPFN, FD
 LB-Duane Bickett USA, AP, NEA
 RB-Eric Dickerson AP, PFWA, NEA, SN, CPFN, USA, FD, PFW
 C-Ray Donaldson NYN, AP, NEA, FD
 OT-Chris Hinton SN, FD, CPFN
 LB-Cliff Odom CPFN
 OG-Ron Solt NEA, CPFN, FD, AP

1988
 K-Dean Biasucci SN, NYN, AP
 LB-Duane Bickett AP
 RB-Eric Dickerson AP, PFWA, NEA, SN, USA, FD, PFW, CPFN
 C-Ray Donaldson CPFN, NEA, AP
 OT-Chris Hinton NEA, AP

1989
 OT-Chris Hinton AP, NEA

1990
 LB-Jeff Herrod AP
 P-Rohn Stark NEA, AP
 PR-Clarence Verdin PFW, CPFN, AP

1992
 LB-Jeff Herrod AP
 P-Rohn Stark NEA, CPFN, SN, FD, AP
 PR-Clarence Verdin AP

1994
 DB-Ray Buchanan AP
 RB-Marshall Faulk AP, CPFN, FD

1993
 P-Rohn Stark AP

1994
 OT-Will Wolford AP

1995
 RB-Marshall Faulk AP
 QB-Jim Harbaugh FD

1996
 K-Cary Blanchard AP, PFW/PFWA, SN, FD, CPFN
 P-Chris Gardocki AP, PFW/PFWA, SN, FD

1998
 RB-Marshall Faulk AP, SI, CPFN, FD
 P-Chris Gardocki CPFN

1999
 TE-Ken Dilger FD
 OT-Tarik Glenn CPFN
 WR-Marvin Harrison AP, CPFN, FD, PFW/PFWA, SI, SN
 RB-Edgerrin James AP, CPFN, SI, USA
 QB-Peyton Manning AP, CPFN, FD
 ST-Ratcliff Thomas SI
 K-Mike Vanderjagt SI, AP, CPFN, FD

2000
 WR-Marvin Harrison CPFN, FD, PFW/PFWA, SI, AP
 RB-Edgerrin James FD, SN, AP, CPFN
 QB-Peyton Manning AP

2001
 WR-Marvin Harrison CPFN, AP

ADMINISTRATION
 COACHING STAFF
 FOOTBALL OPERATIONS
 FOOTBALL STAFF
 PLAYERS
 2011 SEASON IN REVIEW
 COLTS HISTORY
 RECORDS
 COLTS IN THE COMMUNITY



ADMINISTRATION

COACHING

FOOTBALL OPERATIONS

FOOTBALL STAFF

PLAYERS

2011 SEASON IN REVIEW

COLTS HISTORY

RECORDS

COLTS IN THE COMMUNITY

2002	
WR-Marvin Harrison	AP, CPFN, FD, PFW/PFWA, SI, SN
2003	
DE-Dwight Freeney	FD, AP
WR-Marvin Harrison	SI, SN, AP, FD
QB-Peyton Manning	AP, SN, PFW/PFWA, FD
C-Jeff Saturday	FD
K-Mike Vanderjagt	AP, PFW/PFWA, SN, FD, SI
2004	
DE-Dwight Freeney	AP, PFW/PFWA, CPFN, SI, SN, FD
WR-Marvin Harrison	FD, SN, AP, CPFN
RB-Edgerrin James	FD, SI, SN, AP, CPFN
QB-Peyton Manning	AP, SN, PFW/PFWA, FD, SI, CPFN
C-Jeff Saturday	FD
2005	
DE-Dwight Freeney	AP, PFW/PFWA, SN
WR-Marvin Harrison	AP
LB-Cato June	PFW/PFWA, AP
OG-Ryan Lilja	SI
QB-Peyton Manning	AP, SN, PFW/PFWA
DB-Bob Sanders	AP
C-Jeff Saturday	AP

2006	
WR-Marvin Harrison	AP, PFW/PFWA, SI, SN, USA
QB-Peyton Manning	SI, USA, AP
C-Jeff Saturday	USA, AP
WR-Reggie Wayne	USA
2007	
DB-Bob Sanders	AP, PFW/PFWA, SI, USA, SN
C-Jeff Saturday	AP, PFW/PFWA, SI, USA, AP
WR-Reggie Wayne	SI, AP
2008	
TE-Dallas Clark	SI
QB-Peyton Manning	AP, PFW/PFWA, SI
2009	
TE-Dallas Clark	SI, AP, PFW/PFWA, SN
DE-Dwight Freeney	AP, PFW/PFWA, SI, SN
QB-Peyton Manning	AP, SN, PFW/PFWA, SI
WR-Reggie Wayne	AP
2010	
WR-Reggie Wayne	AP, PFW/PFWA

ALL-CONFERENCE SELECTIONS

1956	
RB-Alan Ameche	SN
DT-Art Donovan	SN
DT-Gino Marchetti	SN
1957	
WR-Raymond Berry	SN
DB-Milt Davis	SN
DT-Art Donovan	SN
DT-Gino Marchetti	SN
RB-Lenny Moore	SN
OT-Jim Parker	SN
1958	
WR-Raymond Berry	SN
DT-Gene Lipscomb	SN
DT-Gino Marchetti	SN
RB-Lenny Moore	SN
LB-Andy Nelson	SN
LB-Bill Pellington	SN
OG-Art Spinney	SN
QB-John Unitas	SN
1959	
WR-Raymond Berry	SN
DT-Gino Marchetti	SN
RB-Lenny Moore	SN
LB-Andy Nelson	SN
OT-Jim Parker	SN
QB-John Unitas	SN
1960	
WR-Raymond Berry	SN
DT-Gene Lipscomb	SN
RB-Lenny Moore	SN
LB-Andy Nelson	SN
OT-Jim Parker	SN
QB-John Unitas	SN
1961	
DT-Gino Marchetti	SN
RB-Lenny Moore	SN
LB-Andy Nelson	SN
OT-Jim Parker	SN
1962	
DT-Gino Marchetti	SN
OT-Jim Parker	SN
1963	
DT-Gino Marchetti	SN
1964	
DT-Gino Marchetti	SN
RB-Lenny Moore	SN
OT-Jim Parker	SN
LB-Bill Pellington	SN
QB-John Unitas	SN

1965	
WR-Jimmy Orr	SN
OT-Jim Parker	SN
LB-Steve Stonebreaker	SN
OT-Bob Vogel	SN
1966	
P-David Lee	SN
TE-John Mackey	SN
OT-Bob Vogel	SN
1967	
DB-Bobby Boyd	SN
TE-John Mackey	SN
WR-Willie Richardson	SN
QB-John Unitas	SN
OT-Bob Vogel	SN
1968	
DB-Bobby Boyd	SN
TE-John Mackey	SN
QB-Earl Morrall	SN
OG-Dan Sullivan	SN
OT-Bob Vogel	SN
1969	
LB-Mike Curtis	SN
P-David Lee	SN
RB-Tom Matte	SN
OT-Bob Vogel	SN
1970	
RB-Norm Bulaich	UPI-2
C-Bill Curry	UPI-HM
LB-Mike Curtis	UPI-2
LB-Ted Hendricks	UPI-HM
WR-Eddie Hinton	UPI-HM
DB-Jerry Logan	AP-1, UPI-1
TE-John Mackey	UPI-HM
DE-Bubba Smith	SN, UPI-1
QB-John Unitas	UPI-2
OT-Bob Vogel	UPI-2
DB-Rick Volk	SN, UPI-HM
1971	
C-Bill Curry	AP, UPI, PFW, SN
LB-Mike Curtis	UPI-2
LB-Ted Hendricks	AP-1, UPI-1, SN, PFW
DB-Jerry Logan	SN, UPI-2
LB-Ray May	UPI-HM
DE-Bubba Smith	SN, UPI-1, AP-1, PFW
DB-Charlie Stukes	UPI-HM
OT-Bob Vogel	UPI-2, PFW
DB-Rick Volk	AP-1, PFW, UPI-2
OG-John Williams	UPI-HM
1972	
C-Bill Curry	UPI-HM
LB-Ted Hendricks	AP-1, UPI-1



LB-Ted Hendricks	AP-1, UPI-2
1974	
LB-Mike Curtis	UPI-2
1975	
TE-Raymond Chester	UPI-HM
DE-Fred Cook	NYN
DE-John Dutton	AP-1, UPI-2, SN
DT-Joe Ehrmann	UPI-HM
QB-Bert Jones	UPI-2
OT-George Kunz	AP-1, UPI-1, SN, PFW, NYN
RB-Lydeell Mitchell	UPI-2
1976	
WR-Roger Carr	AP-1, UPI-2, SN, PFW, NYN
OG-Elmer Collett	UPI-HM
DE-Fred Cook	UPI-2
DE-John Dutton	AP-1, SN, UPI-1, PFW, NYN
DT-Joe Ehrmann	UPI-1, NYN
QB-Bert Jones	AP-1, UPI-1, NYN
OT-George Kunz	AP-1, UPI-1, SN, PFW, NYN
K-Toni Linhart	UPI-1, SN, PFW, NYN
RB-Lydeell Mitchell	AP-1, UPI-1, SN, NYN
1977	
DT-Mike Barnes	SN, UPI-2
DB-Lyle Blackwood	UPI-HM
DE-Fred Cook	UPI-2, SN
DE-John Dutton	UPI-1, PFW
DT-Joe Ehrmann	UPI-HM
OT-George Kunz	UPI-1, SN, PFW
K-Toni Linhart	UPI-2
RB-Lydeell Mitchell	UPI-1, SN, PFW
LB-Stan White	UPI-2
1980	
DB-Bruce Laird	UPI-HM, PFW, NYN
1982	
P-Rohn Stark	UPI-2, NYN
1983	
K-Raul Allegre	UPI-2
OT-Chris Hinton	UPI-2, PFW
P-Rohn Stark	UPI-2
1984	
P-Rohn Stark	UPI-2
1985	
DB-Eugene Daniel	FN
OT-Chris Hinton	UPI-1
P-Rohn Stark	UPI-1, FN
1986	
C-Ray Donaldson	UPI-2
OT-Chris Hinton	PFW, UPI-1, FN
P-Rohn Stark	UPI-1, FN, PFW
1987	
K-Dean Biasucci	UPI-1, PFW, FN
LB-Duane Bickett	UPI-1, PFW, FN
RB-Eric Dickerson	UPI-1, PFW, FN
C-Ray Donaldson	UPI-2
OT-Chris Hinton	UPI-2, PFW
OG-Ron Solt	UPI-1, PFW, FN
1988	
LB-Duane Bickett	UPI-2
RB-Eric Dickerson	UPI-1, PFW, FN
C-Ray Donaldson	UPI-2, PFW, FN
OT-Chris Hinton	UPI-2
1989	
C-Ray Donaldson	UPI-2, FN
OT-Chris Hinton	PFW, UPI-1
P-Rohn Stark	FN
PR-Clarence Verdin	PFW
1990	
LB-Jeff Herrod	UPI-2, FN
P-Rohn Stark	UPI-1, PFW
PR-Clarence Verdin	PFW, UPI-1, FN

TE-Kerry Cash	FN
P-Rohn Stark	FN, PFW
PR-Clarence Verdin	PFW, UPI-1, FN
1992	
1994	
DB-Ray Buchanan	UPI-2
RB-Marshall Faulk	UPI-1, PFW, FN
1995	
RB-Marshall Faulk	UPI-2
QB-Jim Harbaugh	UPI-1, PFW, FN
1996	
K-Cary Blanchard	UPI-1, FN
P-Chris Gardocki	UPI-1, FN
1998	
RB-Marshall Faulk	PFW, FN
1999	
OT-Tarik Glenn	FN
WR-Marvin Harrison	FN, PFW/PFWA
RB-Edgerrin James	FN, PFW/PFWA
QB-Peyton Manning	FN, PFW/PFWA
K-Mike Vanderjagt	FN
2000	
WR-Marvin Harrison	FN, PFW/PFWA
RB-Edgerrin James	FN, PFW/PFWA
2001	
WR-Marvin Harrison	FN, PFW/PFWA
2002	
WR-Marvin Harrison	PFW/PFWA
2003	
DE-Dwight Freeney	PFW/PFWA
WR-Marvin Harrison	PFW/PFWA
QB-Peyton Manning	PFW/PFWA
K-Mike Vanderjagt	PFW/PFWA
2004	
DE-Dwight Freeney	PFW/PFWA
WR-Marvin Harrison	PFW/PFWA
QB-Peyton Manning	PFW/PFWA
2005	
DE-Dwight Freeney	PFW/PFWA
WR-Marvin Harrison	PFW/PFWA
RB-Edgerrin James	PFW/PFWA
LB-Cato June	PFW/PFWA
QB-Peyton Manning	PFW/PFWA
DB-Bob Sanders	PFW/PFWA
C-Jeff Saturday	PFW/PFWA
2006	
WR-Marvin Harrison	PFW/PFWA
QB-Peyton Manning	PFW/PFWA
C-Jeff Saturday	PFW/PFWA
2007	
DB-Bob Sanders	PFW/PFWA
C-Jeff Saturday	PFW/PFWA
WR-Reggie Wayne	PFW/PFWA
2008	
QB-Peyton Manning	PFW/PFWA
DE-Robert Mathis	PFW/PFWA
2009	
TE-Dallas Clark	PFW/PFWA
DE-Dwight Freeney	PFW/PFWA
QB-Peyton Manning	PFW/PFWA
2010	
DE-Dwight Freeney	PFW/PFWA
DE-Robert Mathis	PFW/PFWA
WR-Reggie Wayne	PFW/PFWA

ADMINISTRATION

COACHING STAFF

FOOTBALL OPERATIONS

FOOTBALL STAFF

PLAYERS

2011 SEASON IN REVIEW

COLTS HISTORY

RECORDS

COLTS IN THE COMMUNITY



NFL ALL-ROOKIE TEAMS

<p>1972 - OT-Tom Drougas (PFW)</p> <p>1974 - DE-John Dutton (PFWA, UPI, PFW, FD) DE-Fred Cook (UPI, FD)</p> <p>1976 - DT-Ken Novak (PFWA)</p> <p>1979 - DB-Larry Brazier (PFWA)</p> <p>1980 - WR-Ray Butler (PFWA, UPI, PFW, FD)</p> <p>1981 - DT-Bubba Green (PFW) DE-Donnell Thompson (PFWA, UPI, PFW)</p> <p>1982 - WR-Matt Bouza (FD) LB-Johnie Cooks (PFWA) DT-Leo Wisniewski (PFWA, PFW) P-Rohn Stark (PFWA, PFW, FD) DB-James Burroughs (FD) DE-Fletcher Jenkins (PFW)</p> <p>1983 - OG-Chris Hinton (PFWA, UPI, FD) LB-Vernon Maxwell (PFWA, UPI, FD) OT-Jim Mills (UPI)</p> <p>1984 - OG-Ron Solt (PFWA, UPI, PFW, FD) DE-Blaise Winter (PFWA, UPI, PFW, FD)</p> <p>1985 - LB-Duane Bickett (PFWA, UPI, FD) DB-Anthony Young (UPI)</p> <p>1986 - WR-Bill Brooks (PFWA, UPI, PFW, FD) DE-Jon Hand (PFW)</p> <p>1987 - DB-Freddie Robinson (UPI, PFW, FD)</p> <p>1988 - LB-O'Brien Alston (PFWA, UPI, PFW, FD) QB-Chris Chandler (PFWA, UPI, PFW, CPFN, FD)</p> <p>1989 - WR-Andre Rison (PFWA, UPI, PFW, CPFN, FD)</p> <p>1990 - QB-Jeff George (PFWA, UPI, PFW, CPFN, FD, FN)</p> <p>1992 - LB-Quentin Coryatt (PFWA) DE-Steve Emtman (PFWA, FN)</p>	<p>1993 - DB-Ray Buchanan (FN)</p> <p>1994 - RB-Marshall Faulk (PFWA, CPFN, FN)</p> <p>1995 - TE-Ken Dilger (PFWA, FN)</p> <p>1996 - WR-Marvin Harrison (FN)</p> <p>1997 - OG-Tarik Glenn (CPFN, PFW/PFWA)</p> <p>1998 - DL-Larry Chester (PFW/PFWA) QB-Peyton Manning (CPFN, PFW/PFWA, FN, FD) OG-Steve McKinney (PFW/PFWA) WR-Jerome Pathon (CPFN, PFW/PFWA, FN, FD) K-Mike Vanderjagt (CPFN, PFW/PFWA, FD)</p> <p>1999 - RB-Edgerrin James (CPFN, FD, FN, PFW/PFWA) LB-Mike Peterson (FD, FN, PFW/PFWA) P-Hunter Smith (CPFN, PFW/PFWA) KR-Terrence Wilkins (FD, FN, PFW/PFWA)</p> <p>2001 - DB-Idrees Bashir (PFW/PFWA)</p> <p>2002 - DE-Dwight Freeney (PFW/PFWA)</p> <p>2003 - TE-Dallas Clark (FD) DE-Robert Mathis (FD) OG-Steve Scullio (FD)</p> <p>2004 - OG-Jake Scott (FD)</p> <p>2007 - DT-Ed Johnson (PFW/PFWA) OT-Tony Ugoh (PFW/PFWA)</p> <p>2008 - OG-Mike Pollak (PFW/PFWA) C-Jamey Richard (PFW/PFWA)</p> <p>2009 - WR-Austin Collie (PFW/PFWA, SN) DB-Jacob Lacey (PFW/PFWA, SN) P-Pat McAfee (PFW/PFWA, SN)</p> <p>2010 - LB-Pat Angerer (PFW/PFWA, SN)</p>
---	--

PRO BOWL COLTS

(Selections by season; *MVP; #Did Not Play)

<p>1953 - Dick Barwegen, Art Donovan, Tom Keane, George Taliatero</p> <p>1954 - Art Donovan (2), Gino Marchetti, Buddy Young</p> <p>1955 - Alan Ameche, Art Donovan (3), Gino Marchetti (2), Bert Rechichar, Dick Szymanski</p> <p>1956 - Alan Ameche (2), Art Donovan (4), Gino Marchetti (3), Lenny Moore, Bert Rechichar (2)</p> <p>1957 - Alan Ameche (3), Art Donovan (5), Gino Marchetti (4), Jim Mutscheller, Bert Rechichar (3*), John Unitas</p> <p>1958 - Alan Ameche (4), Raymond Berry, Don Joyce, Gene Lipscomb, Gino Marchetti (5#), Lenny Moore (2), Jim Parker, John Unitas (2)</p> <p>1959 - Raymond Berry (2), Gene Lipscomb (2*), Gino Marchetti (6), Lenny Moore (3), Jim Parker (2), Art Spinney, John Unitas (3*)</p> <p>1960 - Raymond Berry (3#), Gino Marchetti (7), Lenny Moore (4), Andy Nelson, Jim Parker (3), Art Spinney (2), John Unitas (4*)</p> <p>1961 - Raymond Berry (4), Gino Marchetti (8), Lenny Moore (5), Jim Parker (4), John Unitas (5)</p> <p>1962 - Gino Marchetti (9), Lenny Moore (6), Jim Parker (5), Dick Szymanski (2), John Unitas (6)</p> <p>1963 - Raymond Berry (5), John Mackey, Gino Marchetti (10*), Jim Parker (6), John Unitas (7*)</p> <p>1964 - Raymond Berry (6), Bobby Boyd, Gino Marchetti (11), Lenny Moore (7), Jim Parker (7), Dick Szymanski (3), Bob Vogel, John Unitas (8)</p> <p>1965 - Jerry Logan, John Mackey (2), Jimmy Orr, Jim Parker (8), Bob Vogel (2)</p> <p>1966 - Ordell Braase, Lenny Lyles, John Mackey (3), John Unitas (9)</p> <p>1967 - Ordell Braase (2), John Mackey (4), Fred Miller, Willie Richardson, John Unitas (10), Bob Vogel (3), Rick Volk</p> <p>1968 - Bobby Boyd (2), Mike Curtis, John Mackey (5), Tom Matte, Fred Miller (2), Earl Morrall, Willie Richardson (2), Bob Vogel (4#)</p> <p>1969 - Tom Matte (2), Fred Miller (3#), Rick Volk (2)</p> <p>1970 - Mike Curtis (2), Jerry Logan (2), Bubba Smith</p> <p>1971 - Norm Bulaich, Bill Curry, Mike Curtis (3), Ted Hendricks, Jerry Logan (3), Bubba Smith (2), Bob Vogel (5), Rick Volk (3)</p> <p>1972 - Bill Curry (2), Ted Hendricks (2), Bruce Laird</p> <p>1973 - Ted Hendricks (3)</p> <p>1974 - Mike Curtis (4)</p> <p>1975 - John Dutton, George Kunz, Lydell Mitchell</p> <p>1976 - Roger Carr, John Dutton (2), Bert Jones, George Kunz (2), Toni Linhart, Lydell Mitchell (2)</p>	<p>1977 - Mike Barnes, John Dutton (3), George Kunz (3), Toni Linhart (2), Lydell Mitchell (3)</p> <p>1979 - Joe Washington</p> <p>1983 - Chris Hinton</p> <p>1985 - Chris Hinton (2), Rohn Stark</p> <p>1986 - Ray Donaldson, Chris Hinton (3), Rohn Stark (2)</p> <p>1987 - Dean Biasucci, Duane Bickett, Eric Dickerson, Ray Donaldson (2), Chris Hinton (4), Ron Solt</p> <p>1988 - Eric Dickerson (2), Ray Donaldson (3), Chris Hinton (5)</p> <p>1989 - Eric Dickerson (3), Ray Donaldson (4), Chris Hinton (6)</p> <p>1990 - Rohn Stark (3), Clarence Verdin</p> <p>1992 - Rohn Stark (4), Clarence Verdin (2)</p> <p>1994 - Marshall Faulk (*)</p> <p>1995 - Marshall Faulk (2), Jim Harbaugh, Will Wolford</p> <p>1996 - Cary Blanchard, Chris Gardecki</p> <p>1998 - Marshall Faulk (3)</p> <p>1999 - Marvin Harrison, Edgerrin James, Peyton Manning</p> <p>2000 - Marvin Harrison (2), Edgerrin James (2), Peyton Manning (2)</p> <p>2001 - Ken Dilger, Marvin Harrison (3)</p> <p>2002 - Marvin Harrison (4), Peyton Manning (3)</p> <p>2003 - Dwight Freeney, Marvin Harrison (5), Peyton Manning (4), Mike Vanderjagt</p> <p>2004 - Dwight Freeney (2), Tarik Glenn, Marvin Harrison (6), Edgerrin James (3), Peyton Manning (5*)</p> <p>2005 - Dwight Freeney (3), Tarik Glenn (2), Marvin Harrison (7), Edgerrin James (4), Cato June, Peyton Manning (6), Bob Sanders, Jeff Saturday</p> <p>2006 - Tarik Glenn (3), Marvin Harrison (8#), Peyton Manning (7), Jeff Saturday (2), Reggie Wayne</p> <p>2007 - Joseph Addai, Antoine Bethea, Peyton Manning (8), Bob Sanders (2), Jeff Saturday (3), Reggie Wayne (2)</p> <p>2008 - Dwight Freeney (4), Peyton Manning (9), Robert Mathis, Reggie Wayne (3)</p> <p>2009 - Antoine Bethea (2#), Dallas Clark (#), Dwight Freeney (5#), Peyton Manning (10#), Robert Mathis (2#), Jeff Saturday (4#), Reggie Wayne (4#)</p> <p>2010 - Dwight Freeney (6#), Peyton Manning (11), Robert Mathis (3), Jeff Saturday (5), Reggie Wayne (5)</p> <p>2011 - Dwight Freeney (7), Robert Mathis (4#)</p>
---	--



NFL MOST VALUABLE PLAYER AWARDS

QB-John Unitas NEA (1957,67), UPI (1959,64,67), SN (1959,64,67), AP (1964,67), FN (1964)
 QB-Peyton Manning DE-Gino Marchetti AP (2003-04,08-09), PFW/PFWA (2004,08-09)
 AP (1958)
 RB-Lenny Moore NEA (1964)
 QB-Earl Morrall AP, UPI, NEA, SN (1968)
 QB-Bert Jones AP, NEA, PFWA, NYN (1976)

HOF NFL 50TH ANNIVERSARY TEAM

(Place in voting)

First - TE-John Mackey, DE-Gino Marchetti, QB-John Unitas
 Second - WR-Raymond Berry, DT-Art Donovan; Third - RB-Lenny Moore

HOF NFL 75TH ANNIVERSARY TEAM

WR-Raymond Berry, LB-Ted Hendricks, DE-Gino Marchetti,
 OG-Jim Parker, QB-John Unitas

HOF NFL 1960-84 ALL-STAR TEAM

First-Team - WR-Raymond Berry, DE-Gino Marchetti, OG/T-Jim Parker,
 QB-John Unitas, HC-Don Shula (tie); Second-Team - LB-Ted Hendricks,
 TE-John Mackey

HOF NFL TEAMS OF THE DECADES

1950s - RB-Alan Ameche, G-Dick Barwegan, WR-Raymond Berry,
 DT-Art Donovan, DE-Gino Marchetti, RB-Lenny Moore,
 OG/T- Jim Parker
 1960s - DB-Bobby Boyd, TE-John Mackey, QB-John Unitas
 1970s - LB-Ted Hendricks
 1980s - RB-Eric Dickerson

SUPER BOWL SILVER ANNIVERSARY TEAM

LB-Ted Hendricks

NFL EXECUTIVE OF THE YEAR

Joe Thomas - SN (1975)
 Bill Polian - FD (1999), PFW/PFWA (1999, 2005,09), SN (1999,09)

NFL COACH OF THE YEAR

Weeb Ewbank AP, UPI (1958)
 Don Shula UPI (1964), SN (1964,68), AP (1964, 67-tied, 68), NYN (1964, 67, 68)
 Ted Marchbroda AP, PFW, SN, FD, NYN (1975)
 Ron Meyer PFWA (1987)
 Tony Dungy SN, SI (2005)

NFL OFFENSIVE PLAYER OF THE YEAR

QB-Earl Morrall PFW (1968)
 QB-Bert Jones AP (1976)
 QB-Peyton Manning AP (2004), PFW/PFWA (2004,08-09)

NFL DEFENSIVE PLAYER OF THE YEAR

DB-Bob Sanders AP, PFW/PFWA (2007)

NFL ROOKIE OF THE YEAR

RB-Alan Ameche SN, UPI (1955)
 RB-Lenny Moore UPI (1956)
 WR-Jimmy Orr UPI (1958)
 RB-Marshall Faulk SN, PFWA, SI, FD, CPFNI, NEA (1994)
 RB-Edgerrin James SN, SI (1999)

NFL OFFENSIVE ROOKIE OF THE YEAR

RB-Marshall Faulk - AP, PFW, FD (1994)
 RB-Edgerrin James - AP, CPFNI, FD, FN, PFW, USA (1999)

NFL PLAYER OF THE YEAR

QB-Peyton Manning - SN (2003-04), FD (2003-04)

NFL COMEBACK PLAYER OF THE YEAR

K-Jim Martin AP (1963)
 RB-Lenny Moore AP (1964)
 QB-Jim Harbaugh PFW (1995)

NFL DEFENSIVE ROOKIE OF THE YEAR

LB-Vernon Maxwell AP, PFW (1983)
 LB-Duane Bickett AP (1985)

NATIONAL 100-YARD CLUB NFL OUTSTANDING BLOCKER

OG-Jim Parker - (1964)

NFL LINEBACKER OF THE YEAR

LB-Mike Curtis - FD (1974)

NFL MOST VALUABLE LINEMAN

DE-Gino Marchetti - AP (1958)

NFL KICKER OF THE YEAR

K-Cary Blanchard - PFW (1996)

NFL GOLDEN TOE AWARD

K-Toni Linhart - PFW (1976)
 K-Mike Vanderjagt - PFW/PFWA (2003)

AFC COACH OF THE YEAR

Ron Meyer UPI, FN (1987)
 Ted Marchbroda PFWA, NYN (1975), CPFNI (1992)

AFC MOST VALUABLE PLAYER

QB-Bert Jones - NYN (1975,76)

AFC PLAYER OF THE YEAR

QB-Bert Jones UPI (1976)
 QB-Jim Harbaugh UPI (1995)
 QB-Peyton Manning FN (1999)

AFC ROOKIE OF THE YEAR

RB-Marshall Faulk - UPI (1994)

KANSAS CITY COMMITTEE OF 101 AWARDS

LB-Mike Curtis AFC Defensive MVP (1970)
 HC-Ted Marchbroda AFC Coach of the Year (1975)
 QB-Bert Jones AFC Offensive MVP (1976)
 HC-Ron Meyer AFC Coach of the Year (1987)
 QB-Jim Harbaugh AFC Offensive Player of the Year (1995)
 HC-Jim Mora AFC Coach of the Year (1999)
 QB-Peyton Manning AFC Offensive Player of the Year (1999, 2003-05,08-09)
 HC-Tony Dungy AFC Coach of the Year (2005)
 DE-Dwight Freeney AFC Defensive Player of the Year (2005)
 DB-Bob Sanders AFC Defensive Player of the Year (2007)

WASHINGTON DC TOUCHDOWN CLUB

QB-John Unitas NFL MVP (1957, 58-tied, 67)
 HC-Weeb Ewbank NFL Coach of the Year (1958)
 RB-Lenny Moore NFL MVP (1964)
 HC-Don Shula NFL Coach of the Year (1964,68)
 HC-Ted Marchbroda NFL Coach of the Year (1975)
 QB-Bert Jones AFC Offensive MVP (1976)

BYRON "WHIZZER" WHITE AWARD

QB-Peyton Manning (2004)
 OT-Tarik Glenn (2006)

PHILADELPHIA MAXWELL CLUB

QB-John Unitas - NFL MVP (1959,64,67)
 QB-Peyton Manning - Professional Player of the Year (2003-04)
 HC-Tony Dungy - Outstanding Professional Coach of the Year (2005)

SPORTS ILLUSTRATED NFL PLAYER OF THE YEAR

RB-Marshall Faulk (1998)
 QB-Peyton Manning (2004,08-09)

WALTER PAYTON NFL MAN OF THE YEAR AWARD

QB-Peyton Manning (2005)

SUPER BOWL MOST VALUABLE PLAYER

QB-Peyton Manning (2006-Super Bowl XLI)

ADMINISTRATION
 COACHING STAFF
 FOOTBALL OPERATIONS
 FOOTBALL STAFF
 PLAYERS
 2011 SEASON IN REVIEW
 COLTS HISTORY
 RECORDS
 COLTS IN THE COMMUNITY



NFL ALL-DECADE TEAMS (2000-2009)

- NFL Tony Dungy (Head Coach), DE-Dwight Freeney, WR-Marvin Harrison, RB-Edgerrin James, QB-Peyton Manning, K-Adam Vinatieri
- Sporting News *QB-Peyton Manning, C-Jeff Saturday, K-Adam Vinatieri
- Sports Illustrated *QB-Peyton Manning, Howard Mudd (Asst. Coach), ^ Bill Polian (General Manager), K-Adam Vinatieri

*Denotes Player-of-the-Decade
^Denotes General Manager of the Decade

NFLPA MACKEY AWARDS

- P-David Lee 1966,69 NFL Punting
- QB-Earl Morrall 1968 NFL Passing
- KR-Preston Pearson 1968 NFL Kick Returns
- KR-Jim Duncan 1970 AFC Kick Returns
- KR-Bruce Laird 1972 AFC Kick Returns
- RB-Lydeell Mitchell 1974,75 (tie), 77 AFC Receiving
- K-Toni Linhart 1976 AFC Kick-Scoring
- DB-Lyle Blackwood 1977 AFC Interceptions
- RB-Joe Washington 1979 AFC Receiving
- P-Rohn Stark 1983,85,86,92 AFC Punting
- DB-Mike Prior 1987 AFC Interceptions
- RB-Eric Dickerson 1987,88 Rushing; 1988 TDs (tied)
- KR-Clarence Verdin 1989,90 AFC Punt Returns
- WR-Reggie Langhorne 1993 AFC Receptions
- RB-Marshall Faulk 1995 AFC TDs (tied)
- K-Cary Blanchard 1996 AFC Scoring
- P-Chris Gardocki 1996 NFL Net Punting Average

AFC PLAYERS OF THE WEEK

- 1984 - QB-Mike Pagel (9/9 at Houston)
- 1985 - WR-Wayne Capers (10/27 vs. Green Bay)
DB-Eugene Daniel (10/27 vs. Green Bay)
- 1986 - DB-Leonard Coleman (10/12 vs. New Orleans)
DT-Harvey Armstrong (12/22 at LA Raiders)
- 1987 - QB-Gary Hogeboom (10/4 at Buffalo)
LB-Duane Bickett (11/1 at NY Jets)
LB-Cliff Odum (11/15 at Miami)
RB-Eric Dickerson (12/27 vs. Tampa Bay)
- 1988 - RB-Eric Dickerson (10/23 at San Diego)
LB-Duane Bickett (11/27 vs. New England)
- 1989 - DB-Keith Taylor (10/22 at Cincinnati)
DB-Mike Prior (12/10 vs. Cleveland)
QB-Jack Trudeau (12/17 vs. Miami)
- 1990 - QB-Jack Trudeau (9/30 at Philadelphia)
- 1991 - QB-Jeff George (11/10 at NY Jets)
- 1992 - LB-Chip Banks (9/6 vs. Cleveland)
DE-Steve Emtman (10/25 at Miami)
- 1993 - LB-Duane Bickett (9/26 vs. Cleveland)
K-Dean Biasucci (10/31 vs. New England)
K-Dean Biasucci (12/5 at NY Jets)
- 1994 - DB-Ray Buchanan (12/4 at Seattle)
- 1995 - RB-Marshall Faulk (10/1 vs. St. Louis Rams)
QB-Jim Harbaugh (10/8 at Miami)
K-Cary Blanchard (10/15 vs. San Francisco)
LB-Tony Bennett (11/26 vs. Miami)
- 1996 - PR-Marvin Harrison (9/8 at NY Jets)
K-Cary Blanchard (9/15 at Dallas)
K-Cary Blanchard (11/17 vs. NY Jets)
DB-Jason Belsler (12/5 vs. Philadelphia)
WR-Marvin Harrison (12/15 at Kansas City)
- 1997 - QB-Paul Justin (11/16 vs. Green Bay)
TE-Ken Dilger (12/14 vs. Miami)
- 1998 - QB-Peyton Manning (11/15 vs. NY Jets)
RB-Marshall Faulk (12/13 vs. Cincinnati)
- 1999 - QB-Peyton Manning (9/26 at San Diego)
RB-Edgerrin James (10/31 vs. Dallas)
RB-Edgerrin James (11/21 at Philadelphia)
K-Mike Vanderjagt (12/5 at Miami)
- 2000 - QB-Peyton Manning (9/25 vs. Jacksonville)
K-Mike Vanderjagt (10/1 at Buffalo)
RB-Edgerrin James (10/15 at Seattle)
RB-Edgerrin James (12/11 vs. Buffalo)
QB-Peyton Manning (12/24 vs. Minnesota)
- 2001 - QB-Peyton Manning (9/23 at Buffalo)

- 2002 - DE-Dwight Freeney (11/10 at Philadelphia)
K-Mike Vanderjagt (11/24 at Denver)
WR-Marvin Harrison (12/15 at Cleveland)
- 2003 - QB-Peyton Manning (9/28 at New Orleans)
WR-Marvin Harrison (10/6 at Tampa Bay)
DE-Dwight Freeney (11/2 at Miami)
K-Mike Vanderjagt (12/7 at Tennessee)
QB-Peyton Manning (12/14 vs. Atlanta)
- 2004 - RB-Edgerrin James (9/19 at Tennessee)
QB-Peyton Manning (9/26 vs. Green Bay)
QB-Peyton Manning (11/14 vs. Houston)
RB-Edgerrin James (11/21 at Chicago)
QB-Peyton Manning (11/25 at Detroit)
QB-Peyton Manning (12/26 vs. San Diego)
- 2005 - LB-Gary Brackett (9/11 at Baltimore)
P-Hunter Smith (9/18 vs. Jacksonville)
DE-Robert Mathis (10/23 at Houston)
QB-Peyton Manning (11/7 at New England)
- 2006 - K-Adam Vinatieri (9/10 at NY Giants)
QB-Peyton Manning (9/17 vs. Houston)
PR-Terrence Wilkins (9/24 vs. Jacksonville)
QB-Peyton Manning (10/22 vs. Washington)
K-Adam Vinatieri (10/29 at Denver)
RB-Joseph Addai (11/26 vs. Philadelphia)
DE-Dwight Freeney (12/18 vs. Cincinnati)
QB-Peyton Manning (12/31 vs. Miami)
- 2007 - DB-Bob Sanders (9/16 at Tennessee)
DE-Dwight Freeney (10/22 at Jacksonville)
RB-Joseph Addai (10/28 at Carolina)
QB-Peyton Manning (12/2 vs. Jacksonville)
PR-T.J. Rushing (12/16 at Oakland)
ST-Darrell Reid (12/23 vs. Houston)
- 2008 - LB-Gary Brackett (10/5 at Houston)
QB-Peyton Manning (10/12 vs. Baltimore)
K-Adam Vinatieri (11/2 vs. New England)
QB-Peyton Manning (11/16 vs. Houston)
DE-Robert Mathis (11/30 at Cleveland)
QB-Peyton Manning (12/18 at Jacksonville)
- 2009 - TE-Dallas Clark (11/8 vs. Houston)
QB-Peyton Manning (11/15 vs. New England)
- 2010 - DE-Dwight Freeney (11/1 vs. Houston)
K-Adam Vinatieri (11/14 vs. Cincinnati)
QB-Peyton Manning (12/9 at Tennessee)
K-Adam Vinatieri (1/2 vs. Tennessee)
- 2011 - DE-Robert Mathis (12/22 vs. Houston)

NFL OFFENSIVE PLAYER OF THE WEEK (PLAYOFFS)

- 2003 - QB-Peyton Manning (1/4/04 vs. Denver)
- 2004 - WR-Reggie Wayne (1/9/05 vs. Denver)

AFC PLAYERS OF THE MONTH

- 1988 - RB-Eric Dickerson (December)
- 1995 - QB-Jim Harbaugh (October)
- 1996 - K-Cary Blanchard (November)
- 1999 - WR-Marvin Harrison (September)
RB-Edgerrin James (November)
- 2000 - P-Hunter Smith (September)
RB-Edgerrin James (October)
- 2002 - WR-Marvin Harrison (November)
- 2003 - QB-Peyton Manning (September)
K-Mike Vanderjagt (October)
K-Mike Vanderjagt (November)
K-Mike Vanderjagt (December)
- 2004 - QB-Peyton Manning (November)
QB-Peyton Manning (December)
- 2005 - DE-Dwight Freeney (September)
RB-Edgerrin James (October)
P-Hunter Smith (December/January)
- 2006 - QB-Peyton Manning (October)
WR-Marvin Harrison (December)
- 2008 - DE-Dwight Freeney (November)
- 2009 - QB-Peyton Manning (September)
DE-Robert Mathis (November)
2010 - DE-Robert Mathis (September)

NFL ROOKIE OF THE MONTH

- 1999 - RB-Edgerrin James (September)
RB-Edgerrin James (November)
- 2001 - RB-Dominic Rhodes (December)
- 2002 - DE-Dwight Freeney (November)
DE-Dwight Freeney (December)
- 2006 - RB-Joseph Addai (November)

ADMINISTRATION

COACHING STAFF

FOOTBALL OPERATIONS

FOOTBALL STAFF

PLAYERS

2011 SEASON IN REVIEW

COLTS HISTORY

RECORDS

COLTS IN THE COMMUNITY



ALUMNI

The following compilation of Colts alumni includes every player who has ever appeared in a Colts uniform during a regular season National Football League game since 1953. Asterisk (*) denotes players and coaches who were on Colts World Championship teams. The numbers following college listings are jersey numbers. The numbers at the end of the column are seasons played.

COACHES

Ahrens, Dave—Wisconsin.....1991	*Howell, Richard—Davidson.....2000-12	*Purnell, Russ—Whittier College.....2002-08
Arians, Bruce—Virginia Tech.....1998-00	*Huey, Gene—Wyoming.....1992-10	Reich, Frank—Maryland.....2008-11
Arnsparger, Bill—Miami (O).....1964-69	Hufnagel, John—Penn State.....2001	Richards, Ray—Nebraska.....1953
*Ball, Herman—Davis-Elkins.....1956-62	Huges, Tom—Purdue.....1955	*Reynolds, Diron—Wake Forest.....2002-06
Batta, Tom—Kent State.....1994-97	Hunter, Hal—Pittsburgh.....1982-84	Robertson, Jay—Northwestern.....1992-93, 97
Baughan, Maxie—Georgia Tech.....1975-79	*Idzik, John—Maryland.....1970-72, 80-81	Robinson, Jimmy—Georgia Tech.....1994-97
Becker, John—Cal State-Northridge.....1985-88	Infante, Lindy—Florida.....1995-97	Rowen, Keith—Stanford.....1985-88
*Bielski, Dick—Maryland.....1964-72, 77-81	Jackson, Mill—Tulsa.....1989-91	Rychleski, Ray—Millersville State Coll.....2009-11
Blache, Greg—Notre Dame.....1994-98	Johnson, Jim—Missouri.....1994-97	*Rymkus, Lou—Notre Dame.....1970
Blackledge, Ron—Bowling Green.....1992-96	Kennan, Larry—LaVerne.....1989-90	*Sandusky, John—Villanova.....1959-72
Boutsells, George—North Carolina.....1975-81	Khayat, Ed—Tulane.....1977-81	Scarneccia, Dante—Cal Western.....1989-90
*Boyd, Bob—Oklahoma.....1969-72, 81	Kuhlmann, Hank—Missouri.....1994-97	Schnellenberger, Howard—Kentucky.....1973-74
Bratkowski, Zeke—Georgia.....1982-84	Kush, Frank—Michigan State.....1982-84	Seely, Brad—South Dakota State.....1989-93
Bresnahan, Chuck—Navy.....1996-97	Lauterbur, Frank—Mt. Union.....1955-56, 74-77	Sefcik, George—Notre Dame.....1973
*Bridgers, John—Auburn.....1957-58	Lovatt, Tom—Utah.....1985-88	*Shaw, Bob—Ohio State.....1957-58
Briner, Greg—Cal Western.....1989	Mann, Richard—Arizona State.....1982-84	Shula, Don—John Carroll.....1963-69
Brune, Fred—Ohio State.....1993-96	Marchetti, Gino—USF.....1963	Sidwell, Steve—Colorado.....1995
*Bullough, Hank—Michigan State.....1970-72	Marciano, Tony—Indiana Univ. (Pa.).....1998-01	Smith, Jerry—Wisconsin.....1974-76
Burnett, Leon—SW Kansas.....1987-91	Marchibroda, Ted—St. Bona.....1975-79, 92-95	Spencer, Kevin—Springfield (Mass.).....1998-01
*Caldwell, Jim—Iowa.....2002-11	Marshall, John—Washington.....1986-88	Symariak, John—Florida.....1979-81
Callahan, Ray—Kentucky.....1973	Matthews, Billie—Southern.....1985-86	Szymanski, Dick—Notre Dame.....1974
Carson, Bud—N. Carolina.....1982	*McCafferty, Don—Ohio State.....1959-72	Sidwell, Bill—Chadron State.....2007-11
Catavolos, George—Purdue.....1984-93, 98-01	McCormack, Mike—Kansas.....1980-81	*Teerlinck, John—Western Illinois.....2002-11
*Christensen, Clyde—North Carolina.....2002-12	McCormack, Pete—Louisiana Tech.....1973-76	Theder, Roger—W. Michigan.....1982-84
Cooter, Jim Bob—Tennessee.....2009-11	*Meeks, Ron—Arkansas State.....2002-08	Thomas, Joe—Ohio Northern.....1954, 74
Coyer, Larry—Marshall.....2009-10	*Metzelaars, Pete—Wabash.....2004-11	Thomas, Pat—Texas A&M.....1994-97
Croom, Sylvester—Alabama.....1991	Meyer, Ron—Purdue.....1986-91	*Thomas, Ricky—Alabama.....2002-11
Cumiskey, Frank—Ohio State.....1954-56	Miller, Red—Western Illinois.....1971-72	Tillman, Rusty—Northern Arizona.....1998
Cunningham, Gunther—Oregon.....1982-84	Molesworth, Keith—Monmouth.....1953	Tobin, Vince—Missouri.....1994-95
Davis, Charles—UCLA.....1996-97	Mora, Jim—Occidental.....1998-01	*Torine, Jon—Springfield (Mass.).....1998-11
Doll, Don—USC.....1974	*Moore, Tom—Iowa.....1998-10	Turner, Ron—Pacific.....2010-11
Douglas, Otis—William & Mary.....1953	*Mudd, Howard—Hillsdale (Mich.) Col.....1999-09	Valesente, Bob—Ithaca.....1982-83
Dovell, Whitey—Maryland.....1975-78	Muir, Bill—Susquehanna.....1989-91	Venturi, Rick—Northwestern.....1982-93
Dowhower, Rod—San Diego State.....1985-86	*Murphy, Mike—Huron.....1998-11	Vitt, Joe—Towson State.....1979-81
*Dungy, Tony—Minnesota.....2002-08	Murphy, Russ—Davidson.....1954	Voris, Dick—San Jose State.....1973
*Ewbank, Weeb—Miami (O).....1954-62	Mutscheller, Jim—Notre Dame.....1963	Walker, David—Syracuse.....2011-12
Fangio, Vic—E. Stroudsburg St.....1999-01	Myers, Chip—NW Oklahoma.....1985-88	Wasyluk, Nick—Ohio State.....1953
Fitzsimmons, Devin—Bucknell.....2011	Nicolaou, Nick—S. Connecticut.....1992-94	Weber, Chuck—West Chester State.....1980-81
Foerster, Chris—Colorado State.....2002-03	Noll, Chuck—Dayton.....1966-68	Westhoff, Mike—Wichita State.....1982-84
Franklin, Bobby—Mississippi.....1973	Norvell, Jay—Iowa.....1998-01	Wietecha, Ray—Northwestern.....1980-81
*Frazier, Leslie—Alcorn State.....2005-06	Pagano, John—Mesa State.....1998-01	*Williams, Alan—William & Mary.....2002-11
Furness, Steve—Rhode Island.....1991	Painter, Dwain—Rutgers.....1992-93	*Winner, Charlie—Washington.....1954-65
Geis, Wayne—Lock Haven.....1996-97	Peay, Francis—Missouri.....1992-93	Woods, Carlos—Delaware State.....2007-08
Gibbs, Alex—Davidson.....1992	Pellington, Bill—Rutgers.....1963	Young, George—Bucknell.....1970, 73
Grantham, Todd—Va. Tech.....1999-01	Perry, Rod—Colorado.....2007-11	Zupancic, Tom—Indiana Central.....1984-98
Hawkins, Ralph—Maryland.....1978	Powers, Clyde—Oklahoma.....1980	Zwahlen, Ernie—Oregon St.....1979
Hill, George—Denison.....1985-88	Prince, Ron—Appalachian State.....2010-11	

ADMINISTRATION

COACHING STAFF

FOOTBALL OPERATIONS

FOOTBALL STAFF

PLAYERS

2011 SEASON IN REVIEW

COLTS HISTORY

RECORDS

COLTS IN THE COMMUNITY



ADMINISTRATION

COACHING STAFF

FOOTBALL OPERATIONS

FOOTBALL STAFF

PLAYERS

2011 SEASON IN REVIEW

COLTS HISTORY

RECORDS

COLTS IN THE COMMUNITY

Abramowitz, Sid (T) Tulsa.....	69/74	83	87	Bell, Joique (RB) Wayne State.....	35	10	Bullitt, Melvin (DB) Texas A&M.....	33	07-11
Achicha, George (NT) USC.....	62	85	85	Bell, Kerwin (QB) Florida.....	12	96-97	Bulluck, Brian (LB) NC State.....	57	78-87
*Addai, Joseph (RB) LSU.....	29	06-11		Bell, Mark (DE) Colorado State.....	48/90	83-84	Burke, Randy (WR) Kentucky.....	84	78-81
Addison, Mario (DE) Troy.....	97	11		Bellini, Mark (WR) BYU.....	87	87-88	Burkett, Jack (LB) Auburn.....	55	61-66
Alalava, Al (DB) Oregon State.....	23	10		Belsner, Jason (DB) Oklahoma.....	29	92-00	Burleson, Jason (TE) Texas.....	49	93-93
Agase, Alex (G) Illinois.....	62	53		Benhart, Eugene (QB) W. Illinois.....	18	90	Burns, Vincent (DT) Kentucky.....	72	05-05
Agee, Mel (DE) Illinois.....	90	91-92		Benjamin, Bill (LB) San Jose St.....	54	87	Burris, Jeff (DB) Notre Dame.....	20	90-91
Ahrens, Dave (LB) Wisconsin.....	57	85-87		Bennett, Cornelius (LB) Alabama.....	97	99-00	Burroughs, James (CB) Mich. St.....	45	82-84
al-Jabbar, Abdul-Karim (RB) UCLA.....	33	00		Bennett, Tony (LB) Mississippi.....	56	94-97	Burroughs, Sammie (LB) Port. St.....	53	96-97
Alberts, Trev (LB) Nebraska.....	51	94-96		Benson, Mitchell (DL) TCU.....	29	89-90	Butcher, Paul (LB) Wayne St.....	53	93-94
Allegre, Raul (K) Texas.....	2	83-85		Bentley, Albert (RB) Miami (Fla.).....	20	85-91	Butler, Ray (WR) USC.....	80	80-85
Allen, Brian (RB) Stanford.....	43	02-03		Bentley, Kevin (LB) Northwestern.....	57	11	Caldwell, Tom (OG) Idaho.....	63	87-87
Allen, Gerald (B) Omaha.....	44	66		Berra, Tim (WR) Massachusetts.....	84	74	Caldwell, David (DB) William & Mary.....	30	11
Alexander, Elijah (LB) Kansas State.....	50	96-98		Berry, Bertrand (LB) Notre Dame.....	57	97-99	*Call, Jack (B) Colgate.....	25	57-58
Alexander, Rufus (LB) Oklahoma.....	59	08		*Berry, Raymond (E) SMU.....	82	55-67	Call, Kevin (OT) Colorado St.....	71/72	84-93
Alley, Don (F) Adams St.....	29	67		Bertuca, Tony (LB) Cal-St. Chico.....	51	74	Campanella, Joe (T) Ohio St.....	73	53-57
Alston, Mack (TE) UMES.....	83	77-80		*Betha, Antoine (DB) Howard.....	41	06-11	Campbell, John (LB) Minnesota.....	55	69
Alston, O'Brien (LB) Maryland.....	97	88-89		Beutler, Tom (LB) Toledo.....	53	71	Cannida, James (DT) Nevada-Reno.....	97	02
Amrose, Ashley (DB) Ms. Val. St.....	33	92-95		Biasucci, Dean (K) W. Carolina.....	4/5	84	Cannon, Mark (C) Texas-Arlington.....	58	91
*Ameche, Alan (B) Wisconsin.....	35	55-60		Bickets, Duane (LB) USC.....	50	85-93	Carter, Delone (RB) Syracuse.....	34	11
Amman, Richard (DE) Florida St.....	73	72-73		Bieckli, Dick (E) Maryland.....	31	62-63	Capers, Wayne (WR) Kansas.....	87	85-86
Anderson, Don (DB) Purdue.....	36	85		Bighead, Jack (E) Pepperdine.....	80	54	Carver, Roger (T) Harvard.....	67/74	85-86
Anderson, Jamaal (DE) Arkansas.....	90	11		Bird, Cory (DB) Va. Tech.....	41	01-04	Carr, Roger (WR) Louisiana Tech.....	81	74-81
Anderson, Kirm (DB) Arizona St.....	26	80-84		Blackman, Jon (OL) La. Tech.....	71	98	Carthens, Milt (T) Michigan.....	68	87
Anderson, Larry (DB) La. Tech.....	30	82-84		Blackmon, Robert (DB) Baylor.....	25	97-98	Carthon, Maurice (RB) Ark. St.....	44	92
Anderson, Willie (WR) UCLA.....	84	95		Blackwood, Lyle (S) TSU.....	44	77-80	Carthon, Ran (RB) Florida.....	35	04-06
Andrews, John (TE) Indiana.....	36/88	73-74		Blados, Brian (OL) N. Carolina.....	63	91	*Carver, Melvin (RB) UNLV.....	30	87
Andrus, Shane (K) Murray State.....	8	09		Blanchard, Cary (K) Oklahoma St.....	14	95-97	Cash, Kerry (TE) Texas.....	88	91-94
Angerer, Pat (LB) Iowa.....	51	10-11		Blanchard, Ernie (T) Tulane.....	41	53	Castanzo, Anthony (T) Boston College.....	74	11
Arbuckle, Charles (TE) UCLA.....	81	92-95		Bleick, Tom (B) Georgia Tech.....	25	66	Chandler, Chris (DB) Washington.....	17	88-89
Archer, Brandon (LB) Kansas State.....	53	07		Blevins, Tony (DB) Kansas.....	26	99-00	*Chapman, Kory (RB) Jacksonville St.....	31	05-06
Armour, Phillip (C) N. Texas State.....	54	00		Blue, Forrest (C) Auburn.....	50	75-78	Charleston, Jeff (DB) Idaho State.....	60	07
Armstrong, Harvey (NT) SMU.....	79	86-90		Boggs, Mark (T) Ball State.....	60	87	Chatman, Ricky (LB) LSU.....	52	87
Aromashodu, Devin (WR) Auburn.....	80	07		*Boiman, Rocky (LB) Notre Dame.....	50	06-07	Cheatham, Ernie (T) Loyola LA.....	66	54
Atkinson, Jess (B) Maryland.....	14	88		Bonham, Shane (DT) Tennessee.....	72	99	Cherry, Stan (LB) Morgan State.....	59	73
Austin, Billy (DB) New Mexico.....	47	98-00		Bouzza, Matt (WR) California.....	85/87	82-89	Chester, Larry (DL) Temple.....	64	98-00
Austin, Ocie (DB) Utah St.....	37	68-69		Boyd, Bob (DB) Oklahoma.....	40	60-68	Chester, Raymond (DB) Morgan State.....	47	73-77
Auzenne, Troy (T) California.....	75	96		Boyer, Mark (TE) USC.....	84	85-89	Cheyunski, Jim (LB) Syracuse.....	59	75-76
Averno, Sisto (G) Muhlenberg.....	60	53-54		Boyer, Mark (TE) USC.....	84	85-89	Chorak, Jason (LB) Washington.....	93	98
Bacon, Wayne (DE) Alabama.....	26	04		*Braase, Ordell (DE) S. Dakota.....	81	57-68	Chorovich, Dick (T) Miami (O).....	78	55-56
Bailey, Aaron (WR) Louisville.....	80	94-98		Bracelin, Greg (LB) California.....	52	82-84	Chung, Eugene (OL) Va. Tech.....	66	97
Bailey, Don (C) Miami.....	61	84-85		*Brackett, Gary (LB) Rutgers.....	58	03-11	Clancy, Sam (DL) Pittsburgh.....	76	89-93
Bailey, Elmer (WR) Minnesota.....	87	82		Brady, Jeff (LB) Kentucky.....	51	99	*Clark, Dallas (TE/FB) Iowa.....	44	03-11
Bailey, Jim (DT) Kansas.....	65/79	70-74		Brady, Kerry (K) Hawaii.....	9	88	Clark, Ken (RB) Nebraska.....	32	90-92
Baker, Jason (P) Iowa.....	9	04		Bragg, Mike (P) Richmond.....	4	80	Clark, Rico (DB) Louisville.....	27	97-98
Baker, Ron (G) Oklahoma St.....	60	78-79		Brandes, John (TE) Cameron.....	88	87-89	Clarks, Conrad (DB) NE Louisiana.....	35	95
Baker, Shannon (WR) Florida St.....	84	93-94		Brandon, Michael (DE) Florida.....	99	93	Clemens, Bob (B) Pittsburgh.....	48	62
Baldinger, Brian (T) Duke.....	62	88-91		Bratzke, Chad (DE) E. Kentucky.....	92	99-03	Clinkscale, Dextor (S) S.C. State.....	47	86
Baldinger, Gary (DL) Wake Forest.....	94	90		Brayton, Tyler (DE) Colorado.....	96	11	Clincy, Sam (DL) Pittsburgh.....	76	89-93
Baldschwieler, Karl (T) Oklahoma.....	72	83,		Braziel, Larry (DB) USC.....	47	79-81	Colcherty, Colin (TE) Brown.....	46	69-09
		85-86		Brethauer, Monte (E) Oregon.....	80/86/88	53-55	Cofer, Mike (K) N.C. State.....	3	95
Baldwin, Bob (B) Clemson.....	34	66-67		Brewer, Dewell (RB) Oklahoma.....	26	94	Cogdill, Gail (E) Washington St.....	80	68
Baldwin, Ervin (DE) Michigan St.....	94	09		Brien, Doug (K) California.....	10	01	Cole, Terry (RB) Indiana.....	34	68-69
Ball, Lance (RB) Maryland.....	27	08		*Brock, Raheem (DE) Temple.....	79	02-09	Coleman, Leonard (DB) Vanderbilt.....	31/47	87-87
Ball, Michael (DB) Southern.....	31	88-93		Bronson, Ben (WR) Baylor.....	18	95	Coley, James (TE) Clemson.....	87	91
*Ball, Sam (T) Kentucky.....	73	66-70		Brooks, Bill (WR) Boston U.....	80	86-92	Collett, Elmer (G) SF State.....	66	73-77
Ballage, Pat (S) Notre Dame.....	26/40	86-87		Brooks, Chris (WR) Nebraska.....	83	10-11	Collie, Austin (WR) Brigham Young.....	17	09-11
Ballard, Quinton (NT) Elon.....	97	83		Brooks, Rodregis (DB) UAB.....	26	01-02	*Collins, Jerome (TE) Notre Dame.....	47	06
Banes, Joey (OL) Houston.....	65	90		Brotzki, Bob (T) Syracuse.....	74	86-88	Collins, Kerry (QB) Penn State.....	5	11
Banks, Chip (LB) USC.....	51	89-92		Broughton, Willie (NT) Miami.....	68	85-86	Colquitt, Craig (P) Tennessee.....	5	87
Banks, Chuck (RB) WV Tech.....	37	87		Brown, Andre (RB) N. Carolina St.....	35	10	Colterayah, Lloyd (E) Maryland.....	87	54-56
Banks, Roy (WR) E. Illinois.....	86	87-88		Brown, Barry (E) Florida.....	36	66-67	Colvin, Jim (T) Houston.....	67/75	60-63
Banta, Bradford (TE) USC.....	83	94-99		Brown, Cornelius (DB) Texas-El Paso.....	39	10	Cordin, Brannon (DB) Troy.....	42	07
Barber, Kantroby (RB) West Virginia.....	46	98		Brown, Donald (RB) Connecticut.....	31	09-11	Conjar, Larry (DB) Notre Dame.....	48	69-70
Barber, Michael (LB) Clemson.....	53	98-99		Brown, Ed (QB) USF.....	14	65	Conroy, Steven (LB) Arkansas.....	59	98
Barnes, Ernie (NT) Miss. St.....	95	83		Brown, Gordon (RB) Tulsa.....	42	87	Conlin, Chris (OL) Penn State.....	66	90-91
Barnes, Lionel (DE) La.-Monroe.....	93	00-01		*Brown, Ray (DB) Mississippi.....	17	58-60	Conner, Kavell (LB) Clemson.....	53	10-11
Barnes, Mike (DT) Miami (Fla.).....	63	73-81		Brown, Stevie (DB) Michigan.....	28	11	Cook, Fred (DE) So. Mississippi.....	72	74-80
Barwegen, Dick (G) Purdue.....	61	53-54		Brown, Timmy (RB) Ball State.....	2	68	*Cooke, Ed (E) Maryland.....	85	59
Bashir, Idrees (DB) Memphis.....	28	01-04		Brown, Travis (QB) N. Arizona.....	5	04	Cooke, Johnnie (LB) Miss. St.....	59	82-88
Baskett, Hank (WR) New Mexico.....	81	09		Bryan, Walter (E) Texas Tech.....	21	55	Cortez, Jose (K) Oregon State.....	6	05
Baylor, John (DB) Sou. Miss.....	36	89-93		Bryant, Matt (K) Baylor.....	1	04	Coryatt, Quentin (LB) Texas A&M.....	55	92-97
Baylor, Tim (DB) Morgan State.....	47	76-78		Bryant, Steve (WR) Purdue.....	80	87	Cosby, Quan (WR) Texas.....	12	11
Beach, Pat (TE) Wash. St.....	81	82-83,		Buchanan, Ray (DB) Louisville.....	34	93-96	Cota, Chad (DB) Oregon.....	37	99-01
		85-91		*Bulaich, Norm (RB) TCU.....	36	70-72	Coutre, Larry (DB) Notre Dame.....	24	53



Covington, John (DB) Notre Dame.....3994
 Cox, Aaron (WR) Arizona State.....8093
 Craddock, Nate (RB) Parsons.....3263
 Cribbs, Joe (RB) Auburn.....3088
 Criswell, Jeff (G) Graceland.....6287
 Crockett, Zack (RB) Florida State.....3295-98
 Crosby, Cleveland (DE) Arizona.....7382
 Crosby, Cliff (DB) Maryland.....3101-03
 Terry, Terry (G) Oklahoma.....7582
 Cluver, Rodney (RB) Notre Dame.....3592-93
 Cunningham, Pat (OL) Texas A&M.....7290
 Cuozzo, Gary (QB) Virginia.....1563-66
 *Curry, Bill (C) Georgia Tech.....5067-72
 Curry, Craig (DB) Texas.....4587
 Curry, Shane (DL) Miami.....9191
 *Curtis, Mike (LB) Duke.....3265-75
 *Curtis, Tom (DB) Michigan.....2570-71
 Daniel, Eugene (CB) LSU.....3884-96
 Daniel, Kenny (S) San Jose St.....2386-87
 Darby, Byron (NT) USC.....7287-88
 Davenport, Joe Dean (TE) Ark.....49/80.....01-03
 Davenport, Najeh (RB) Miami.....4908
 *David, Jason (DB) Washington St.....4204-06
 Davidson, Cotton (QB) Baylor...18/19/21...54, 57
 Davis, Buster (LB) Kentucky.....5208
 Davis, Carey (RB) Illinois.....4404
 Davis, Lee (DB) Mississippi.....2887
 *Davis, Milt (DB) UCLA.....2057-60
 Davis, Norman (G) Grambling.....6367
 Davis, Preston (CB) Baylor.....2784-86
 Davis, Ted (LB) Georgia Tech.....3564-66
 Davis, Travis (NT) Michigan St.....9591
 Davis, Wendell (WR) LSU.....1095
 Dawkins, Sean (WR) California.....8793-97
 Dawson, Clifton (RB) Harvard.....3007-08
 Dawson, Keyunta (DL) Texas Tech.....9607-10
 Dawson, Lee (WR) Notre Dame.....8799
 Dawson, JaJuan (WR) Tulane.....1103
 *DeCarlo, Art (E) Georgia.....21/23...57-60
 Dee, Donnie (TE) Tulsa.....4888-89
 Delaney, Jeff (S) Pittsburgh.....3482-83
 DeBello, Jack (B) Miami (Fla.).....1953
 DeMulling, Rick (G) Idaho.....6401-04
 Denton, Autry (RB) Notre Dame.....2002
 Dent, Richard (DE) Tenn. State.....9696
 DeRo, Brian (WR) Redlands U.....8779-81
 DeVan, Kyle (G) Oregon State.....6609-10
 Dickel, Dan (LB) Iowa.....5574-77
 Dickerson, Eric (RB) SMU.....2987-91
 Dickey, Curtis (RB) Texas A&M.....27/33...80-85
 Diehl, John (T) Virginia.....7861-64
 *Diem, Ryan (OT) N. Illinois.....7101-11
 Diles, Zac (LB) Kansas State.....5411
 Dilger, Ken (TE) Illinois.....8595-01
 Dilts, Bucky (P) Georgia.....1079
 Dixon, Randy (G) Pittsburgh.....6987-95
 Dixon, Titus (WR) Troy State.....8789
 Dixon, Zachary (RB) Temple.....3180-82
 Doering, Chris (WR) Florida.....1596-97
 Doering, Jason (DB) Wisconsin.....3401-03
 Domres, Marty (DB) Columbia.....1472-75
 Donaldson, Ray (C) Georgia.....5380-92
 *Donovan, Art (DT) Boston College.....7053-61
 *Dorsey, DeDe (RB) Lindenwood.....3006
 *Doss, Mike (DB) Ohio State.....2003-06
 Doughty, Glenn (WR) Michigan.....3572-79
 Drougas, Tom (T) Oregon.....7472-73
 *Duncan, James (DB) Md. St.....3569-71
 Dunlap, Len (DB) N. Tex. St.....4671
 Dunn, Perry Lee (RB) Mississippi.....3169
 *Dupre, L. G. (RB) Baylor.....4555-59
 Durham, Steve (DE) Clemson.....7282
 Dutton, John (DE) Nebraska.....7874-78
 Echols, Mike (DB) Wisconsin.....3104
 Ecklund, Brad (C) Oregon.....5053

Edds, A.J. (LB) Iowa.....5211
 Edmunds, Randy (LB) Ga. Tech.....5272
 Edwards, Dan (E) Georgia.....8253-54
 Eggers, Doug (LB) S. Dakota St.....6754-57
 Ehrmann, Joe (DT) Syracuse.....7673-80
 Eisenhoth, Stan (OL) Towson St.....6789
 Ekem, Andy (T) Missouri.....7984
 Eldridge, Brody (TE) Oklahoma.....8110-11
 Elias, Keith (RB) Princeton.....2398-99
 Elio, Bill (NT) LSU.....9687
 Embree, Mel (E) Pepperdine.....8553
 Emtman, Steve (DT) Wash.....79/90...92-94
 Enke, Fred (QB) Arizona.....1753-54
 Erickson, Craig (QB) Miami.....795
 Etheredge, Carlos (TE) Miami.....8194
 Evans, Darren (RB) Virginia Tech.....3211
 Faulk, Marshall (RB) San Diego St.....2894-98
 Faulkner, Jeff (DL) Southern.....9490
 Favors, Greg (LB) Miss. State.....5102
 Fayson, Jarred (WR) Illinois.....1611
 Feagin, Wiley (G) Houston.....6161-62
 Feaster, Tom (T) Florida St.....7956
 Feasel, Grant (C) Abilene Christian.....5083-84
 *Federick, Dan (OT) Calgary.....7606-09
 Federspiel, Joe (LB) Kentucky.....5081
 Felton, Jerome (FB) Furman.....4211
 Felts, Bob (B) Florida A&M.....4765
 Ferguson, Joe (QB) Arkansas.....1290
 Fernandes, Ron (DE) Eastern Mich.....7376-79
 Fields, Greg (DE) Grambling.....7979-80
 Fields, Jitter (DB) Texas.....2987
 Figaro, Cedric (LB) Notre Dame.....5891
 Finn, Jim (RB) Penn.....3600-02
 Finnin, Tom (DT) Detroit.....7753-56
 *Fletcher, Bryan (TE) UCLA.....8105-07
 Flowers, Bernie (E) Purdue.....8156
 Flowers, Dick (B) Northwestern.....1853
 Floyd, Anthony (DB) Louisville.....3903-04
 Foley, Tim (T) Notre Dame.....7881
 Fontenot, Al (DE) Baylor.....9997-98
 Foote, Chris (C) USC.....6680-81
 Footman, Dan (DE) Florida State.....9897-98
 Forsett, Justin (RB) California.....3008
 Foster, Brandon (DB) Texas.....3908
 Foster, Eric (DT) Rutgers.....6808-11
 Francisco, Aaron (DB) Brigham Young.....4309-10
 Franklin, Cleveland (RB) Baylor.....2881-82
 Franklin, Willie (WR) Oklahoma.....3072
 Frazier, Derrick (DB) Texas A&M.....3196
 *Freaney, Dwight (DE) Syracuse.....9302-11
 Freitas, Makoa (T) Arizona.....7603-04
 Fultz, Mike (DT) Nebraska.....72/92...81
 Gagliano, Bob (DB) Utah State.....1188
 Gambol, Chris (T) Iowa.....7488
 Ganas, Rusty (DT) S. Carolina.....7371
 *Gandy, Dylan (G) Texas Tech.....5705-07
 Garcon, Pierre (WR) Mt. Union.....8508-11
 *Gardin, Ron (DB) Arizona.....3070-71
 Gardner, Ellis (OL) Georgia Tech.....6584
 *Gardner, Gilbert (LB) Purdue.....5104-06
 Gardocki, Chris (P) Clemson.....1795-98
 Garrett, Mike (P) Georgia.....981
 Garry, Ben (RB) So. Mississippi.....2979-80
 Gaubatz, Dennis (LB) LSU.....5365-69
 George, Ed (T) Wake Forest.....7375
 George, Jeff (QB) Illinois.....1190-93
 Giannetti, Frank (DL) Penn State.....6591
 Gibson, David (DE) USC.....2602
 Giguere, Sam (WR) Sherbrooke.....1409
 Gilbert, Ben (G) Ohio State.....6900-01
 Gilburg, Tom (T) Syracuse.....7361-65
 Gill, John (DT) Northwestern.....6909
 Gill, Owen (RB) Iowa.....4485-86
 Ginn, Hubert (RB) Florida A&M.....27/39...73
 *Giordano, Matt (DB) California.....4305-08

Glasgow, Nesby (DB) Washington.....2579-87
 Glenn, Cody (LB) Nebraska.....5209-10
 *Glenn, Tank (OT) California.....7897-06
 Glick, Gary (B) Colo. A&M.....4761
 *Goddard, Johnathan (LB) Marshall.....55/96...05-06
 Golsteyn, Jerry (QB) N. Illinois.....12/15...79
 Gonzalez, Anthony (WR) Ohio State.....1107-11
 Gonzalez, Joaquin (OL) Miami.....7405
 Goode, Chris (DB) Alabama.....3787-93
 *Goode, Tom (C) Mississippi St.....5440
 Gordon, Lennox (RB) N. Mexico.....3000
 Graham, Nick (DB) Tulsa.....4208
 *Gramatica, Martin (K) Kansas State.....1004, 06
 Grant, Alan (DB) Stanford.....2690-91
 *Grant, Bob (LB) Wake Forest.....5168-70
 Grant, Stephen (LB) W. Virginia.....5992-97
 Graves, Marshall (T) Arizona.....6187
 Gray, Carlton (DB) UCLA.....2697
 Gray, Cecil (DL) North Carolina.....7593-94
 Gray, Derwin (DB) Brigham Young.....3093-97
 Green, Anthony (DT) N. Carolina St.....9181
 Green, E.G. (WR) Florida State.....8498-00
 Greene, Scott (RB) Michigan State.....4398-99
 Gregory, Ken (E) Whittier.....8861
 Griffin, Wade (T) Mississippi.....6977-81
 Griggs, Perry (KR) Troy State.....2877
 Grimm, Dan (G) Colorado.....6769
 Grimsley, Ed (LB) Akron.....5687
 Groce, Cliff (RB) Texas A&M.....27/33...95-97
 Gronkowski, Chris (FB) Arizona.....4911
 Groz, Lee (C) Auburn.....5279
 Guzman, Ramon (LB) Buffalo.....5207
 Haddad, Drew (WR) Buffalo.....8401-02
 *Hagler, Tyjuan (LB) Cincinnati.....5605-10
 Haines, John (DL) Texas.....9086
 Hall, De'von (DB) Utah State.....4509
 Hall, Randy (CB) Idaho.....3374, 76
 Hall, Roy (WR) Ohio State.....8307-08
 Hall, Steven (DB) Kentucky.....3596
 Hamilton, Joe (DB) Georgia Tech.....304
 Hamlin, Ken (DB) Arkansas.....3510
 Hamm, Bob (DE) New-Reno.....9587
 Hampton, Jermaine (DB) N. Ill.....4701-02
 Hancock, Kevin (LB) Baylor.....5187
 Hand, Jon (DE) Alabama.....7886-94
 Harbaugh, Jim (QB) Michigan.....4/12...94-97
 Harbour, James (WR) Mississippi St.....7986
 Hardeman, Don (RB) Texas A&I.....3678-79
 Hardin, Steve (OL) Oregon.....6696
 Harness, Jim (B) Mississippi St.....20/41...56
 Harold, George (B) Allen.....4266-67
 *Harper, Nick (DB) Ft. Valley St.....2501-06
 Harper, Shawn (T) Indiana.....7595
 Harris, Joe (LB) Georgia Tech.....5082
 Harris, Sean (LB) Arizona.....5501
 Harris, Walt (DB) Miss. State.....2102-03
 Harris, Wendell (DB) LSU.....8662-65
 Harrison, Bob (B) Ohio U.....2061
 Harrison, Dwight (DB) Texas A&I.....2878-79
 *Harrison, Dwight (WR) Syracuse.....8896-08
 Hart, Jeff (T) Oregon State.....6879-83
 Hart, Mike (RB) Michigan.....3208-10
 *Hartssock, Ben (TE) Ohio State.....8004-06
 Hatchett, Derrick (CB) Texas.....4280-83
 Hathaway, Steve (LB) W. Virginia.....5884
 Hauck, Tim (DB) Montana.....4598
 *Havrilak, Sam (B) Bucknell.....1769-73
 *Hawkins, Alex (B) S. Carolina.....2559-65
 Hawthorne, Greg (TE) Baylor.....8387
 *Hayden, Kelvin (DB) Illinois.....2605-10
 Haymond, Alvin (DB) Southern U.....3064-67
 Heffern, Shawn (OL) Notre Dame.....7987
 Heimkreiter, Steve (LB) Notre Dame.....5880
 Hemphill, Darryl (FS) W. Texas St.....2782

ADMINISTRATION
 COACHING STAFF
 OPERATIONS STAFF
 FOOTBALL STAFF
 PLAYERS
 2011 SEASON IN REVIEW
 COLTS HISTORY
 RECORDS
 COMMUNITY



ADMINISTRATION

COACHING STAFF

FOOTBALL OPERATIONS

FOOTBALL STAFF

PLAYERS

2011 SEASON IN REVIEW

COLTS HISTORY

RECORDS

COLTS IN THE COMMUNITY

*Hendricks, Ted (LB) Miami (Fla.)8369-73
 Henry, Bernard (WR) Arizona St.8882-85
 Henry, Steve (DB) Emporia State4481
 Hepburn, Lonnie (CB) Texas So.4371-72
 Herrmann, John (B) UCLA2056
 Herosian, Brian (S) Connecticut2973
 Herrmann, Mark (QB) Purdue983-84
90-92
 Herrod, Jeff (LB) Mississippi5488-96
98
 Herzing, Adam (WR) Cal-Poly1502
 Hester, Jessie (WR) Florida State8490-93
 Hetherington, Chris (RB) Yale4496-98
 Heyward, Craig (RB) Pittsburgh3398
 Hickman, Dallas (LB) California5781
 Hicks, Brandon (DT) Bowling Green7203
 Hicks, Dwight (S) Michigan2986
 Hiller, Rusty (QB) Oklahoma St.7/1290-91
 Hill, Jerry (TE) NC State8311
 *Hill, Jerry (RB) Wyoming4561, 63-70
 Hilliard, Corey (T) Oklahoma St.7207-08
 *Hilton, Roy (DE) Jackson St.8565-73
 Hines, Jermale (DB) Ohio State2611
 Hinton, Chris (G/T) Northwestern7583-89
 Hinton, Chuck (DT) N. Carolina Col.7572
 *Hinton, Ed (WR) Oklahoma3369-72
 Hoaglin, Fred (C) Pittsburgh5473
 Hobert, Billy Joe (QB) Washington1400
 Hoogeboom, Gary (QB) C. Michigan786-88
 Holcomb, Kelly (QB) MTSU1396-00
 Hollier, Dwight (LB) N. Carolina5600
 Holloway, Cornell (DB) Pittsburgh2590-92
 Holmberg, Rob (LB) Penn State5998
 Holmes, Darick (RB) Portland State4499
 Holmes, Mike (DB) Syracuse2011
 Holsay, Bernard (DL) Duke7900
 Holt, John (CB) W. Texas State2186-88
 Horn, Dick (B) Stanford1858
 Houchin, Thomas (DE) Kansas State6704
 Howard, Marcus (DE) Georgia9208
 Howe, Gary (DT) Colorado7294
 Huard, Brock (QB) Washington702-03
 Hudson, Nat (G) Georgia6382
 Huff, Ken (G) N. Carolina6275-82
 Huffman, Danvell (WR) Boston U.8591
 Hugasian, Harry (B) Stanford3155
 Hughes, Dante (DB) California2007-08
 Hughes, Jerry (DE) TCU9210-11
 Humber, Ramon (LB) North Dakota St.5909-10
 Humiston, Mike (LB) Weber St.5782, 84
 Humm, David (QB) Nebraska10/1181-82
 Humphrey, Ronald (RB) Ms. V. St.2594-95
 Humphries, Leonard (DB) Penn St.2394
 Hunter, LaMonte (LB) Arizona5685-86
 Hunt, George (K) Tennessee1073
 Hunter, Ivy Joe (RB) Kentucky4589-90
 Hunter, James (NT) USC9282
 Hutchins, Von (DB) Mississippi2704-05
 Hutton, Trevor (G) Utah State6104
 Huzvar, John (RB) Pittsburgh30/3853-54
 Hyde, Glenn (T) Pittsburgh6582
 Ijalana, Ben (G) Willanova7911
 Iorio, Joe (C) Penn State6004
 Inasley, Trevor (WR) Nev.-Reno8301
 Ismail, Qadry (WR) Syracuse8302
 Jackson, Ken (G) Texas7453-57
 Jackson, Marcus (DL) Purdue7687
 Jackson, Mark (WR) Purdue8494
 *Jackson, Marlin (DB) Michigan2805-09
 Jackson, Victor (DB) Bowie State3986
 Jackson, Waverly (OL) Virginia Tech7498-02
 Jacquet, Nate (WR) San Diego St.1897
 James, Brandon (WR) Florida1210
 James, Edgerrin (RB) Miami3299-05
 James, Javaris (RB) Miami4210

James, June (LB) Texas5887
 James, Tommy (B) Ohio St.4256
 Jarvis, Ralph (DL) Temple9390
 Jaworski, Matt (LB) Colgate5991
 Jefferson, Joseph (DB) W. Kentucky2902-05
 *Jefferson, Roy (WR) Utah8770
 Jenkins, Fletcher (DE) Washington9482
 *Jennings, Tim (DB) Georgia23/2706-09
 Johnson, Anthony (RB) Notre Dame2390-93
 Johnson, Antonio (DT) Mississippi St.9908-11
 *Johnson, Charlie (T) Oklahoma St.7406-10
 *Johnson, Cornelius (G) Va. Union6168-72
 Johnson, Curtis (DE) Clark Atlanta Univ.9408
 Johnson, Ed (DT) Penn State92/9907-09
 Johnson, Ellis (DT) Florida6295-01
 Johnson, Ezra (DE) Morris Brown9088-89
 Johnson, Gary Don (DT) Baylor9080
 Johnson, Greg (DT) Florida State7977
 Johnson, Jason (C) Kansas St.59/6097-99
 Johnson, Kelley (WR) Colorado8487
 Johnson, Marshall (WR) Hou.29/8075-78
 Johnson, Terrence (DB) Cal (PA)2311
 Johnson, Wayne (DB) Georgia1889
 Jones, Bert (QB) LSU773-81
 Jones, Brian (LB) Texas5691
 Jones, Bryant (DB) Toledo3387
 Jones, Isaac (WR) Purdue1599-00
 Jones, Joe (TE) Va. Tech8187
 Jones, Mike (TE) Texas A&M4993
 Jones, Richard (DB) Texas A&I3996
 Jones, Ricky (LB) Tuskegee5180-83
 Jordan, Antony (LB) Vanderbilt9198
 Jordan, Steve (K) USC687
 Joseph, Vance (DB) Colorado4396
 *Joyce, Don (DE) Tulane76/8354-60
 *June, Cato (LB) Michigan5903-06
 Justice, Steve (C/G) Wake Forest5308
 Justin, Paul (QB) Arizona State1195-97
 Justin, Sid (CB) Long Beach St.4482
 Kaczmarek, Mike (LB) Southern Ill.5273
 Kafentzis, Mark (S) Hawaii2983-84
 Kalkanir, Tom (B) Nevada4053
 Kapinos, Jeremy (P) Penn State310
 Keane, Tom (DB) W. Virginia2153-54
 Kearse, Tim (WR) San Jose St.8587
 *Keith, Freddy (LB) San Diego State5406-09
 Keith, Kenton (RB) New Mexico St.3607
 Keller, Scott (NT) N. Illinois9486-87
 Kennedy, Jimmie (TE) Colorado St.8575-77
 Kent, Joey (WR) Tennessee1600
 Kerkorian, Gary (QB) Stanford1854-56,58
 Kern, Reb (DB) Ohio State4471-73
 Keur, Josh (TE) Michigan State8300
 Kiel, Blair (QB) Notre Dame586-87
 Knight, Danny (K) Augusta State799-00
 King, Brandon (DB) Purdue3710-11
 King, Mitch (DT) Iowa7510
 King, Shawn (DE) NE Louisiana9699
 Kirchner, Bill (G) Maryland6462
 Kirchner, Mark (T) Baylor6384, 86
 Kirkland, Mike (QB) Arkansas1576-78
 Krouac, Lou (T) Boston College6164
 Kitchings, Desmond (WR) Furman1201
 *Klecko, Dan (DT) Temple61/90/9206-07
 Klecko, Joe (NT) Temple7388
 Knight, Steve (OL) Tennessee63/7387-88
 Kofler, Matt (QB) San Diego State1285
 Koman, Bill (G) North Carolina6556
 Kostelnik, Ron (T) Cincinnati6569
 Kovac, Ed (B) Cincinnati4360
 Krahil, Jim (DT) Texas Tech9079-80
 Krauss, Barry (LB) Alabama5579-88
 *Krouse, Ray (DE) Maryland7858

Kunz, George (T) Notre Dame7575-77,80
 Labajo, Mike (LB) Michigan State9205
 *LaCasse, Ryan (DB) Syracuse9906
 Lacey, Jacob (DB) Oklahoma State2709-11
 La Fleur, Greg (TE) LSU8386
 Laird, Bruce (DB) American Intl.4072-81
 Landry, Greg (DB) Massachusetts1171-81
 Langas, Bob (E) Wayne8354
 Lange, Bill (G) Dayton6653
 Langhorne, Peggie (WR) Elizabeth City State8592-93
 LaPointe, Ron (TE) Penn State8580
 Larson, Kurt (LB) Michigan State5989-90
 *Larson, Lynn (T) Kansas State6771-72
 Laskey, Bill (LB) Michigan5171-72
 Latimore, Brian (RB) SE Mo. State2191
 Lawton, Luke (RB) McNeese State4507
 Leaks, Roosevelt (RB) Texas4875-79
 Leberman, Bob (B) Syracuse4054
 *Lee, David (P) Louisiana Tech4966-78
 Lee, Keith (DB) Colorado State4285
 Lee, Monte (C) Texas6765
 Lee, Ron (RB) West Virginia3476-78
 Leuenberger, Jay (OG) Colorado5896-98
 Lefefego, Joe (DB) Rutgers3511
 Leiding, Jeff (LB) Texas9286-87
 Leigeb, Brian (DB) Can. Michigan4002
 Lesane, Jimmy (B) Virginia3154-55
 Lester, Keith (TE) Murray St.8887
 *Lewis, Harold (B) Houston4359
 Lewis, Joe (T) Compton7261
 *Lilja, Ryan (G) Kansas State6504-09
 Linhart, Toni (K) Austria Tech274-79
 Linkenbach, Jeff (OT) Cincinnati7210-11
 Linn, Jack (T) West Virginia6791
 Linne, Aubrey (E) TCU8761
 *Lipscomb, Gene (DT) Miller H.S.7656-60
 Little, Jack (T) Texas A&M7253-54
 Lockett, J.W. (B) Okla. Central3563
 *Logan, Jerry (DB) W. Texas State2063-72
 Looney, Joe (DB) Oklahoma3264
 Lopienski, Tom (RB) Notre Dame3603-04
 Lorick, Tony (RB) Arizona St.3364-67
 Lowdermilk, Kirk (C) Ohio State6393-96
 Lowry, Orlando (LB) Ohio St.58/5985-89
 Luce, Derrell (LB) Baylor5875-78
 Lush, Mike (DE) S. Stroudsburg St.2886
 Luther, Ed (DB) San Jose St.1186
 Lutrus, Scott (LB) Connecticut5611
 *Lyles, Lenny (DB) Louisville26/4358,61-69
 Mackey, Dee (E) E. Texas St.8561-62
 *Mackey, John (TE) Syracuse8863-71
 Macklin, David (DB) Penn State2700-03
 MacLeod, Tom (LB) Minnesota5274-78
 Madison, Anthony (DB) Alabama3709
 Mahaffey, Ryan (FB) Northern Iowa4711
 Mahlum, Eric (G) California6594-96
 *Maitland, Jack (RB) Williams23/4070
 Makowski, Jim (DB) Virginia793-94
 Mallard, Josh (DT) Georgia6802
 Mandarich, Tony (T) Michigan St.7996-98
 *Manning, Peyton (DB) Tennessee1898-11
 Manoa, Tim (RB) Penn State4491
 Maples, Butch (C) Baylor5363
 *Marchetti, Gino (DE) USF75/8953-64,66
 Marshall, Greg (DT) Oregon St.6678
 Martin, Jim (K) Notre Dame4763
 Martin, Robbie (WR) Cal Poly-SLO31/8885-86
 Martin, Sammy (WR) LSU8691
 Martin, Steve (DT) Missouri9096-98
 Mason, Lindsey (T) Kansas7983
 Mathews, Ricardo (T) Tex. A&M67/7494-97
 Mathews, Jason (DT) Cincinnati9110-11



Mathias, Ric (DB) Wisc.-LaCrosse.....42.....98
 Mathis, Detric (DB) Houston.....26.....96-97
 * Mathis, Robert (DE) Alabama A&M.....98.....03-11
 Match, Trevor (OL) Brigham Young.....64.....92-93
 Matte, Tom (RB) Ohio St.....27/41.....61-72
 Mattes, Ron (T) Virginia.....75.....92
 Mattiace, Frank (DL) Holy Cross.....97.....87
 * Matuszak, Marv (B) Tulsa.....64.....59-61
 Mauck, Carl (LB) So. Illinois.....65.....69
 * Maxwell, Tom (B) Texas A&M.....42.....69-70
 Maxwell, Vernon (LB) Arizona St.....56.....83-84
 * May, Ray (LB) USC.....56.....70-72
 Mayo, Ron (TE) Morgan State.....83.....74
 McAfee, Pat (P) West Virginia.....1.....09-11
 McCall, Reese (TE) Auburn.....86.....78-82
 McCauley, Don (RB) N. Carolina.....23.....71-81
 McClendon, Jacques (OG) Tenn.....65/80.....10
 McClendon, Skip (DL) Arizona St.....95.....92-93
 McCloskey, Mike (HB) Penn State.....49.....87
 McCloughan, Dave (DB) Colorado.....42.....91
 McCoy, Tony (NT) Florida.....61/94.....92-99
 McDaniel, Emmanuel (DE) E. Carolina.....39.....97-98
 McDonald, Devon (LB) Notre Dame.....57.....93-95
 McDonald, Quintus (LB) Penn St.....96.....89-91
 McDougal, Kevin (RB) Colorado St.....43.....00-01
 McElroy, Leeland (RB) Texas A&M.....34.....99
 McElroy, Ray (DB) E. Illinois.....40.....95-98
 * McFarland, Anthony (DT) LSU.....92.....06-07
 McGregor, Kei (TE) Colorado St.....83.....85
 McGuire, Kalpi (WR) Brigo. Young.....10/11.....97-98
 McHan, Lamar (DB) Arkansas.....14/17.....61-63
 McKinney, Steve (G) Texas A&M.....76.....98-01
 McLemore, Chris (RB) Arizona.....36.....87
 McLemore, Thomas (TE) Southern.....81.....95
 McMillan, Chuck (B) John Carroll.....31.....54
 McMillan, Randy (RB) Pittsburgh.....32.....81-86
 McNamee, Sean (DL) San Diego St.....90.....90
 McNeill, Mike (TE) Nebraska.....80.....11
 McPhail, Buck (RB) Oklahoma.....31.....53
 McQuaid, Jack (OL) Nevada-L.V.....60.....88
 Meadows, Adam (T) Georgia.....73.....97-03
 Memmlaar, Dale (G) Wyoming.....67.....66-67
 Mendenhall, Ken (C) Oklahoma.....57.....71-80
 Merritts, Jim (DL) West Virginia.....65.....87
 Metcalf, Bo (DB) Baylor.....28.....84
 Michaels, Lou (DE, K) Kentucky.....79.....64-69
 Mickens, Arnold (RB) Butler.....27.....96
 Middleton, Frank (RB) Florida A&M.....43.....84
 Mike-Mayer, Steve (K) Maryland.....5.....79-80
 Mildren, Jack (S) Oklahoma.....11.....72-73
 Miller, Brandon (DT) Georgia.....65.....00
 Miller, Chuckie (DB) UCLA.....28.....88
 Miller, Dan (K) Miami (Fla.).....1.....82
 Miller, Eddie (WR) South Carolina.....86.....92-93
 * Miller, Fred (DT) LSU.....76.....63-72
 Miller, Prince (DB) Georgia.....26.....11
 Mills, Jim (T) Hawaii.....76.....83-84
 Mioduszewski, Ed (B) Wm. & Mary.....26.....53
 Miranda, Paul (DB) Central Florida.....21.....99
 Mitchell, Lyndell (RB) Penn State.....26.....72-77
 Mitchell, Pete (TE) Boston College.....49.....03
 * Mitchell, Tom (TE) Bucknell.....84.....68-73
 Moala, Fili (DT) USC.....95.....09-11
 Montgomery, Monty (DB) Houston.....34.....97-99
 Mooney, Ed (LB) Texas Tech.....58.....72-73
 Moore, Alvin (RB) Arizona State.....23.....83-84
 Moore, Devin (RB) Wyoming.....45.....10
 Moore, Henry (B) Arkansas.....27.....57
 Moore, Jimmy (G) Ohio State.....65.....81
 Moore, Kenny (WR) Wake Forest.....80.....10
 Moore, Larry (OL) Michigan.....50/72.....98-01
 * Moore, Lemmy (RB) Penn State.....24.....56-67
 * Moorehead, Aaron (WR) Illinois.....85.....03-07
 Morgan, DaJuan (DB) N. Car. St.....34.....10
 Morgan, Stanley (WR) Tenn.....86/88.....90

* Morrall, Earl (QB) Michigan St.....15.....68-71
 * Morris, Rob (LB) Brigham Young.....94.....00-07
 Morrison, Don (T) Texas-Arl.....79.....78
 Morrison, Steve (LB) Michigan.....52/92.....95-98
 Morton, Mike (LB) N. Carolina.....51.....01
 Mossier, John (TE) Kansas.....88.....72
 Moss, Roland (RB, TE) Toledo.....44.....69
 Moss, Zefross (T) Alabama St.....73.....89-94
 Moten, Adrian (LB) Maryland.....57.....11
 Mrosko, Bob (TE) Penn State.....88.....91
 Muhammad, Mustafa (DB) Fres. St.....21/31.....99-00
 Muir, Dan (DT) Kent State.....90.....08-11
 Mumphord, Lloyd (CB) Texas So.....42.....75-78
 * Mungro, James (RB) Syracuse.....23.....02-06
 Munsey, Nelson (CB) Wyoming.....31.....72-77
 Murphy, Rob (G) Ohio State.....61.....02
 Murray, Dan (LB) E. Stroudsburg St.....52.....89
 Murray, Walter (WR) Hawaii.....86.....86-87
 * Murtcha, Greg (T) Minnesota.....78.....82
 * Mutscheller, Jim (E) Notre Dame.....84.....54-61
 Myers, Bob (T) Ohio St.....79.....55
 * Myhra, Steve (LB, K) N. Dakota.....65.....57-61
 Myslinski, Tom (OL) Tennessee.....67.....98
 Nagle, Browning (DB) Louisville.....18.....94
 Napski, Eric (LB) Connecticut.....51.....89
 Neal, Dan (C) Kentucky.....50.....73-74
 Neal, Leon (RB) Washington.....20.....96-97
 * Nelson, Andy (DB) Memphis St.....80.....57-63
 * Nelson, Dennis (T) Illinois State.....68.....70-74
 Nelson, Jim (LB) Penn State.....57.....03-04
 Nettles, Doug (CB) Vanderbilt.....30.....74-79
 Nevis, Drake (DT) LSU.....94.....11
 * Newsome, Billy (DE) Grambling.....81.....70-72
 Newton, Jim (OT) Utah State.....69.....03
 Newton, Mike (DB) Buffalo.....38.....10
 Nichols, Ricky (WR) East Carolina.....80.....85
 * Nichols, Robbie (LB) Tulsa.....52.....70-71
 Noble, James (WR) S.F. Austin.....87.....87
 Noga, Al (DE) Hawaii.....99.....94
 Nottingham, Don (RB) Kent State.....48.....71-73
 Novak, Ken (DT) Purdue.....74.....76-77
 * Nowatzke, Tom (RB) Indiana.....34.....70-72
 Nugent, Terry (QB) Colo. State.....14.....87
 Nunn, Freddie Joe (DE) Mississippi.....93.....94-96
 Nussmeier, Doug (DB) Idaho.....10.....98
 * Nutter, Buzz (C) VPI.....50.....54-60
65
 Nwokorie, Chukie (DE) Purdue.....91.....99-02
 Nyers, Dick (B) Indiana Central.....21/80.....56-57
 Oatis, Victor (WR) N.W. Louisiana.....84.....83
 * O'Brien, Jim (K, WR) Cincinnati.....80.....70-72
 * O'Dell, Stu (LB) Indiana.....55.....78
 Odom, Cliff (LB) Texas-Arlington.....49/93.....82-89
 Ojinnaka, Quinn (T) Syracuse.....69.....11
 Oldham, Ray (S) Mid. Tenn. St.....25.....73-77
 Olds, Bill (RB) Nebraska.....38.....73-75
 Olive, Bobby (WR) Ohio State.....16/18.....95-96
 Oliver, Hubert (FB) Arizona.....30.....86
 Olsen, Hans (DT) BYU.....67.....01
 Olsen, Seth (G) Iowa.....73.....11
 O'Neal, Calvin (LB) Michigan.....51.....78
 O'Neal, Robert (DB) Clemson.....32.....93-94
 * O'Neal, Keith (LB) N. Arizona.....53.....05-06
 Ontko, Bob (LB) Penn State.....51.....87
 Orndun, Joe (RB) Nebraska.....37.....74
 Orlovsky, Dan (QB) Connecticut.....6.....11
 * Orr, Jimmy (E) Georgia.....28.....61-70
 Orvis, Herb (DT) Colorado.....88.....79-81
 O'Steen, Dwayne (DB) San Jose St.....35.....82
 Ours, Wes (FB) W. Virginia.....44.....01
 Owens, Luke (T) Kent St.....72.....57
 Owens, R.C. (E) Coll. of Idaho.....27.....62-63
 Ozdowski, Mike (DE) Virginia.....51/71.....78-81
 Padien, Gary (LB) Arizona St.....60/90.....82-84
87

Page, Mike (QB) Arizona State.....18.....82-85
 Painter, Curtis (QB) Purdue.....7.....09-11
 Pankey, Irv (T) Penn State.....75.....91-92
 Paris, William (OL) Michigan.....79.....91
 Parker, Anthony (DB) Arizona State.....43.....89
 * Parker, Jim (T/G) Ohio St.....77.....57-67
 Parker, Steve (DE) E. Illinois.....78.....83-84
 Parrish, James (OL) Temple.....75.....93
 Patera, Jack (LB) Oregon.....61.....55-57
 Patcher, Jerome (WR) Washington.....86.....98-01
 Patrick, Garin (OL) Louisville.....64/68.....95-97
 Patten, Joel (T) Duke.....65.....87-88
 Pear, Dave (DT) Washington.....65.....75
 Pearson, Preston (RB) Illinois.....26.....67-69
 Peguese, Willis (CB) Miami.....96.....92-93
 Pepe, Tupo (C/G) Michigan State.....56.....02-04
 * Pellington, Bill (LB) Rutgers.....36/65.....53-64
 Pelton, Mike (DL) Auburn.....99.....95
 Pender, David (DB) Purdue.....34.....10
 Pepper, Gene (G) Mississippi.....60.....54
 Perkins, Bruce (RB) Arizona State.....34.....91
 * Perkins, Ray (WR) Alabama.....27.....67-71
 Perry, Joe (RB) Compton.....34.....61-62
 Perryman, Jim (DB) Millikin.....43.....87
 Peter, Christian (DT) Nebraska.....97.....01
 Petersen, Gerald (T) Eastern Illinois.....71.....84
 Peterson, Terad (T) Texas.....76.....56
 Peterson, Mike (LB) Florida.....52.....99-02
 Petrowski, Jamie (TE) Indiana State.....80.....08
 Petties, Mike (E) San Diego St.....84.....64-66
 Phillips, Ryan (LB) Idaho.....56.....01
 Pierson, Pete (T) Washington.....69.....02
 Pinkney, Reggie (DB) E. Carolina.....37.....79-81
 Pitcock, Quinn (DT) Ohio State.....97.....07
 Pittman, Charles (RB) Penn St.....42.....71
 Plantz, Ron (OL) Notre Dame.....67.....87
 Plummer, Bruce (DB) Miss. St.....23.....89
 Plummer, Chad (WR) Cincinnati.....16/87.....99-00
 * Plunkett, Sherm (T) Md. St.....79.....58-60
 Pollak, Mike (G) Arizona State.....78.....08-11
 Pollard, Marcus (TE) Bradley.....81.....95-04
 Poole, Barney (E) Army, Missis.....83.....53
 Poole, Tyrone (DB) Fort Valley State.....38.....98-00
 Popen, Kendrick (LB) Florida State.....55.....04
 Porter, Ricky (RB) Slippery Rock, Pa.....20.....83
 Porter, Ron (LB) Idaho.....55.....67-69
 Porter, Tracy (WR) LSU.....87.....83-84
 Potts, Roosevelt (RB) NE Louisiana.....35/42.....93-97
 Powell, Carl (DL) Louisville.....92.....97
 Powers, Jerraud (DB) Auburn.....25.....09-11
 Pratt, Robert (G) N. Carolina.....61.....74-81
 * Preas, George (T) VPI.....60.....55-65
 * Pricer, Billy (RB) Oklahoma.....31.....57-60
 Prior, Mike (DB) Illinois State.....39.....87-92
 * Proehl, Ricky (WR) Wake Forest.....11.....06
 Pruitt, James (WR) Cal. St.-Full.....49/86.....88-89
 Pugh, David (DT) Virginia Tech.....95.....02-03
 Pyatt, Brad (WR) N. Colorado.....84.....03-04
 Pyle, Palmer (G) Michigan St.....62.....60-63
 Quinn, Mike (QB) S.F. Austin.....11.....98
 Raba, Bob (TE) Maryland.....85.....80
 Radachowski, George (DB) Boston Col.21.....84-85
 Radecic, Scott (LB) Penn St.....52/97.....90-95
 Radosevich, George (C) Pitt.....52/72.....54-56
 Raiford, Jim (G) Dayton.....60.....54
 Ramsey, LaJuan (DT) Southern Cal.....99.....08
 Ramsey, Tom (QB) UCLA.....14.....89
 Randle, Tate (CB) Texas Tech.....35.....83-86
 Randolph, Thomas (DB) Kansas St.....27.....99
 Ransdell, Bill (DB) Kentucky.....9.....88
 Ratigan, Brian (LB) Notre Dame.....52.....94
 Ratliff, Kevin (DB) Florida.....31/35.....07-08
 Ray, John (OL) West Virginia.....68.....93
 Raymond, Gery (G) Boston Col.....63.....82
 Rayner, Dave (K) Michigan State.....16.....05

FOOTBALL ADMINISTRATION
 FOOTBALL COACHING STAFF
 FOOTBALL OPERATIONS STAFF
 FOOTBALL STAFF
 PLAYERS
 2011 SEASON IN REVIEW
 COLTS RECORDS
 COLTS HISTORY
 COMMUNITY



ADMINISTRATION

COACHING STAFF

FOOTBALL OPERATIONS

FOOTBALL STAFF

PLAYERS

2011 SEASON IN REVIEW

COLTS HISTORY

RECORDS

COLTS IN THE COMMUNITY

*Reagar, Montae (DT) Texas Tech9003-06
 *Rechichar, Bert (DB, K) Tenn.4453-59
 Redd, Glen (LB) BYU5886
 Reece, Geoff (C) Washington St.5078
 Reed, Mark (QB) Moorhead St., Minn.883
 Reese, Joe (T) SMU7564-65
 *Reid, Darrell (DT) Minnesota.9505-08
 *Reid, Dexter (DB) North Carolina3605-06
 Reid, Spencer (LB) BYU5699
 Reitz, Joe (G) W. Michigan7611
 Remo, Roger (LB) Syracuse9087
 Renfro, Dean (B) N. Texas St.2055
 *Ressler, Glenn (G) Penn State6265-74
 Rhodes, Danny (LB) Arkansas5674
 *Rhodes, Dominic (FB) Midwest St.30/33/3801-06, 08-10
 Rice, Simeon (DE) Illinois7807
 Richard, Jamey (C) Buffalo6108-11
 *Richardson, Jerry (E) Woford8759-60
 Richardson, Mike (DB) Notre Dame3710
 Richardson, Willie (WR) Jackson St.8763-69, 71
 Ricketts, Tom (G) Pittsburgh6892
 Rieuxau, Darrell (DB) USC3803
 Ridder, Tim (T) Notre Dame7200-01
 Riley, Butch (LB) Texas A&M5469
 Riley, Eugene (TE) Ball State8790
 Rison, Andre (WR) Michigan St.85/8789
 Roberg, Mike (TE) Idaho8502
 Robinson, Charles (G) Morgan St.6654
 Robinson, Freddie (DB) Alabama4787-88
 Robinson, Gion (TE) Missouri West. St.4708-10
 Robinson, Glenn (DE) Oklahoma St.7175
 Robinson, Roderick (QB) Ark.-PB801
 Roby, Courtney (WR) Indiana1008
 Rogers, Nick (DE) Georgia Tech9704
 Rogers, Ron (LB) Georgia Tech5198
 Rowe, David (DT) Penn State7478
 Royal, Andre (LB) Alabama5698
 Rucker, Chris (DB) Michigan St.3611
 Rudnick, Tim (DB) Notre Dame4374
 *Rushing, T.J. (DB) Stanford20/3406-09
 Rypien, Mark (QB) Wash. State1601
 Saar, Brad (LB) Ball State5987
 Salsibury, Sean (DB) USC8/1387
 Sally, Jerome (NT) Missouri7687
 Salter, Bryant (DB) Pittsburgh4676
 *Sample, John (DB) Maryland St.44/4758-60
 *Sanders, Bob (DB) Iowa2104-10
 Sanders, Glen (LB) Louisiana Tech5895
 *Sandusky, Alex (G) Clarion6854-66
 *Sanford, Leo (C) Louisiana Tech5558
 Santi, Tom (TE) Virginia8608-09
 Sapp, Gerome (DB) Notre Dame3804-05
 Satterwhite, Howard (WR-KR)
 Sam Houston State2877
 *Saturday, Jeff (C) North Carolina6399-111
 Saul, Bill (LB) Penn State5062-63
 Sauter, Cory (QB) Minnesota11/1602-03
 Schlichter, Art (DB) Ohio State1082, 84-85
 Schmiesing, Joe (DT-DE) N. M. St.7573
 *Schobel, Bo (DE) TCU6406
 Schultz, William (OL) USC7490-93
 Scioli, Brad (DE) Penn State9999-04
 Sciullo, Steve (G) Marshall7403
 Scott, Chris (DE) Purdue9584-85
 Scott, Freddie (WR) Amherst8674-77
 Scott, Freddie (WR) Penn State1598
 *Scott, Jake (G) Idaho7304-07
 Senn, Jordan (LB) Portland State5108-09
 Session, Clint (LB) Pittsburgh5507-10
 Sharkey, Ed (G) Duke, Nevada6453
 Shaw, George (QB) Oregon1455-58
 Shelo, Kendel (DL) Southern9796-98

*Sherer, Dave (E) SMU8659
 Sherwin, Tim (TE) Boston Col.8381-87
 Shields, Burrell (B) John Carroll3155
 Shields, Lebron (G) Tennessee7360
 Shields, Paul (RB) Arizona3999-00
 Shimmers, John (G) Xavier6472
 *Shinnick, Don (LB) UCLA6657-68
 Shiver, Sanders (LB) Carson-New5476-83
 Shlapak, Boris (K) Michigan State272
 Shoulders, Darin (T) Tulane6491
 Shula, David (WR) Dartmouth8581
 Shula, Don (DB) John Carroll2553-56
 Siani, Mike (WR) Villanova4578-80
 Silva, Jamie (DB) Boston College4008-09
 Simmons, Dave (LB) N. Carolina60/9682
 Simmons, John (CB) SMU4187
 Simmons, Stacey (WR) Florida8590
 Simmons, Tony (WR) Wisconsin1501
 *Simon, Corey (DT) Florida State9705-06
 Simonini, Ed (LB) Texas A&M5676-81
 Simonson, Dave (T) Minnesota6074
 Simpson, Chad (RB) Morgan State3508-09
 *Simpson, Jack (B) Florida4158-60
 Sims, Ernie (LB) Florida State3511
 Sims, Marvin (RB) Clemson3980-81
 Sims, Thomas (DL) Pittsburgh9293-94
 Sims, Tommy (S) Tennessee4586
 Sinnott, John (T) Brown7982
 Siragusa, Tony (NT) Pittsburgh9890-96
 Sluzarski, Scott (TE) Iowa8496-97
 Small, Torrance (WR) Alcorn State8798
 Smedley, Eric (DB) Indiana4099
 *Smith, Billy Ray (T) Arkansas74/8361-62, 64-70
 *Smith, Bubba (DE) Michigan St.7867-71
 Smith, Byron (DE) California9184-85
 Smith, Ed (LB) Vanderbilt5280-81
 Smith, Detron (RB) Texas A&M39/4202-03
 Smith, Holden (WR) California8482
 *Smith, Hunter (P) Notre Dame1799-08
 Smith, Ollie (WR) Tennessee St.8073-74
 Smith, Phil (WR) San Diego St.8683-84
 Smith, Taj (WR) Syracuse1010
 Smith, Thomas (DB) N. Carolina2101
 Smith, Zeke (LB) Auburn6160
 Smolinski, Mark (B) Wyoming3261-62
 *Snow, Justin (TE) Baylor4800-11
 Snyder, Pat (OL) Purdue5791
 Solt, Ron (G) Maryland6684-88, 92
 *Sommer, Mike (RB) George Wash.2659-61
 *Sorgi, Jim (QB) Wisconsin1204-09
 Speyrer, Cotton (WR) Texas2872-74
 *Spinney, Art (G) Boston Col.63/8153-60
 Stabilein, Brian (WR) Ohio St.8694-97
 Stanback, Harry (DE) N. Carolina9382
 *Stanford, John (WR) Purdue8406
 Stargell, Tony (DB) Tenn. State4592-93
 Stark, Rohn (P) Florida State382-94
 Staryniak, Joe (T) Ohio State7992-95
 Stevens, Howard (RB) Louisville2775-77
 Stewart, Jason (DT) Fresno State6804-05
 Stith, Shyrone (RB) Va. Tech3001-02
 Stock, Mark (WR) WM10/1596
 *Stokley, Brandon (WR) SW La.8303-06
 Stone, Avatus (DB) Syracuse4158
 Stonebreaker, Steve (LB) Detroit3164-66
 Stover, Matt (K) Louisiana Tech309
 Streeter, George (DB) Notre Dame4690
 Strickland, Donald (DB) Colorado3003-05
 Strook, Don (DB) Virginia Tech1289
 Strofolino, Mike (LB) Villanova5165
 *Stukes, Charles (DB) Md. St.4767-72
 Strychula, Andy (T) Penn State8366-67
 *Sullivan, Dan (G, T) Boston Col.7162-72

Swoope, Craig (DB) Illinois2687-88
 Sword, Sam (LB) Michigan9800-02
 *Szymanski, Dick (C, LB) Notre Dame5255, 57-68
 Tabor, Tom (DT) Baylor7682
 Tallaferro, George (B) Indiana2053-54
 Tamme, Jacob (TE) Kentucky8408-11
 *Taseff, Carl (B) John Carroll2353-61
 Tate, David (DB) Colorado4994-97
 Taylor, David (T) Catawba6473-79
 Taylor, Hosea (DE) Houston9081, 83
 Taylor, Jim (B) Georgia Tech1283
 Taylor, Keith (DB) Illinois2788-91
 Teichelman, Lance (DL) Texas A&M9994
 Tepper, Mike (G) California6711
 Thomas, Jaimie (G) Maryland7310
 Thomas, Jesse (B) Michigan St.40/4155-57
 *Thomas, Josh (DE) Syracuse9104-09
 Thomas, Kevin (DB) USC2111
 Thomas, Mark (DL) N. Car. St.75/9098-01
 Thomas, Marquise (LB) Miss.9493-03
 Thomas, Ratcliff (LB) Maryland51/5598-00
 Thomas, Spencer (DB) Washburn4676
 Thompson, Ariand (G) Baylor6782
 Thompson, Aundra (WR) E. Tx. St.2183
 Thompson, Don (DE) Richmond8362-63
 Thompson, Donnell (LB/FB) Wisc.47/5401-03
 Thompson, Donnell (DE) N. Carolina9981-91
 Thompson, Norm (DB) Utah4377-79
 Thompson, Ricky (WR) Baylor8876-77
 Thornton, David (LB) North Carolina5002-05
 Thornton, Reggie (LB) Bowd. Green8691
 Thorp, Don (NT) Illinois62/78/9687-88
 Thorpe, Craphonso (WR) Florida St.1510-11
 *Thurston, Fred (G) Valparaiso6448
 Tomberlin, Pat (T) Florida St.6689-90
 Toner, Ed (RB) Boston College28/4492-94
 Tongue, Marco (CB) Bowie St.4683
 Torretta, Gino (QB) Miami297
 Toth, Zolie (RB) LSU3653-54
 Touzouze, Michael (T) TCU7507-11
 Townsend, Deshaea (DB) Alabama2310
 Trent, Marge (DB) Michigan2611
 Triplett, Nate (LB) Minnesota5410-11
 Triplett, Larry (DT) Washington7502-05
 Troup, Bill (QB) S. Carolina1274, 76-78
 Trudeau, Jack (QB) Illinois1086-93
 Tryon, Justin (DB) Arizona State2010-11
 Tuinei, Van (DL) Arizona9698
 Tullis, Willie (CB) Troy State4287-88
 Tupa, Tom (QB) Boston College792
 Turner, Bake (E) Texas Tech3062
 Turner, Floyd (WR) N.W. Lou.85/8894-95
 Turner, Ricky (QB) Wash. State1288
 Ugg, Tony (T) Arkansas6707-09
 *Ulrich, Matt (G) Northwestern6905-06
 *Unitas, John (QB) Louisville1956-72
 *Utchit, Ben (TE) Minnesota47/8604-07
 Utt, Ben (G) Georgia Tech6482-89
 Van Diver, Randy (T) Washington7981
 Van Duyn, Bob (G) Idaho6774-80
 Vance, Eric (DB) Vanderbilt3702
 Vander Poel, Mark (T) Col.72/7591-92
 Vanderbeek, Matt (LB) Mich. St.5890-92
 Vanderjagt, Mike (K) W. Va.12/1398-05
 Varty, Mike (DB) Northwestern5175
 Vaughn, Chip (DB) Wake Forest4910
 Venuto, Jay (DB) Wake Forest1481
 Venzke, Patrick (T) Idaho6504
 Verdell, Clarence (WR) SW Lou.8388-93
 Verrino, Billy (RB) Oklahoma2156
 Vickers, Kipp (OL) Miami7193-97
 *Vinatieri, Adam (K) South Dakota St.406-11
 Virkus, Scott (DE) San Fran. CC9484-85



*Vogel, Bob (T) Ohio St.72 ...63-72
 Von der Ahe, Scott (LB) Arizona St.5197
 *Volk, Rick (DB) Michigan2167-75
 Vollers, Kurt (T) Notre Dame.....6005
 Waechter, Henry (DE) Nebraska.....7183-84
 Walczak, Mark (TE) Arizona.....83/8487
 Walker, Joe (DB) Nebraska.....2002
 Walker, Tony (LB) SE Mo. St.9290-93
 Wallace, Jackie (S) Arizona2075-76
 Walls, Raymond (DB) So. Miss.....4201
 Walsh, Steve (QB) Miami499
 Walters, Troy (WR) Stanford8602-05
 Ward, Jim (QB) Gettysburg.....1667-69
 Warren, Lamont (RB) Colorado2194-98
 Washington, Charles (DB) Cameron4689
 Washington, Joe (RB) Oklahoma.....2078-80
 Washington, Marcus (LB) Auburn.....5300-03
 Washington, Ronnie (LB) NE Lou.5789
 Watts, Damon (DB) Indiana3694-97
 *Wayne, Reggie (WR) Miami8701-11
 Weathers, Clarence (WR) Del. St.8589
 Welch, Jim (B) SMU4660-67
 Wells, Mike (DT) Iowa9501
 Welsh, Jonathan (DE) Wisconsin.....9905
 West, Derek (T) Colorado7295-97
 Wheeler, Philip (LB) Georgia Tech.....5008-11
 White, Blair (WR) Michigan State1510-11
 White, Bob (B) Stanford.....2555
 White, Brad (DT) Tennessee9284-85
 White, Stan (LB) Ohio State53/5472-79
 White, Will (DB) Florida2193

Whiteside, Keyon (LB) Tennessee5203-04
 Whittington, Bernard (DE) Indiana9594-00
 Widell, Doug (G) Boston College6496-97
 Wiegmann, Casey (OL) Iowa6896
 Wiggins, Jermaine (TE) Georgia.....8502
 Wilkerson, Daryl (DE) Houston9281
 *Wilkins, Terrence (WR) Virginia.....10/8099-01,
03, 06
 Williams, John (RB) Wisconsin.....4087
 *Williams, John (G) Minnesota7568-71
 Williams, Josh (DT) Michigan9600-05
 Williams, Kendall (CB) Arizona St.4483
 Williams, Kevin (WR) USC.....2181
 Williams, Newton (RB) Arizona St.3983
 Williams, Oliver (WR) Illinois.....8685-86
 Williams, Payton (DB) Fresno State.....2800
 Williams, Ricky (RB) Texas Tech3502-03
 Williams, Sid (LB) Southern6468
 Williams, Steve (DT) Western Car7474
 Williams, Vaughn (DB) Stanford4084
 Williams, Warren (RB) Miami4493
 Willy, Drew (QB) Buffalo1609
 Wilson, Abu (RB) Utah State3798
 Wilson, Butch (E) Alabama8663-67
 Wilson, Jamie (OL) Marshall7199
 Wilmot, Trevor (LB) Indiana9695
 Windauer, Bill (DT) Iowa6573-74
 Wingate, Elmer (E) Maryland84/8953
 Winkler, Jim (T) Texas A&M.....76/79/8453
 Winter, Blaise (DE) Syracuse9684
 Wisniewski, Leo (NT) Penn St.6982-84

Wolford, Will (T) Vanderbilt6793-95
 Wornble, Royce (RB) N. Texas St.2654-57
 Wonsley, George (RB) Miss. St.3484-88
 Wood, Mike (K) S.E. Missouri1681-82
 Woods, Mike (LB) Cincinnati5979-81
 Wooten, Tito (DB) NE Louisiana2899
 Workman, Vince (RB) Ohio State.....4695-96
 Worsley, Victor (LB) North Carolina.....5107
 *Wright, George (DT) Houston60/7470-71
 Wright, Johnnie (RB) S.C.-Col.3882
 Wright, Keith (DL) Missouri9704
 Wright, Steve (T) Northern Iowa7383-84
 Wright, Terry (DB) Temple27/4087-88
 Yeboah-Kodie, Phil (LB) Penn St.5796
 Yohn, Dave (C) Gettysburg.....5162
 Young, Anthony (DB) Temple3785
 Young, Buddy (B) Illinois2253-55
 Young, Dave (TE) Purdue81/8683-84
 Young, Dick (B) Chattanooga24/3155-56
 Young, Fredd (LB) New Mex. St.5688-90
 Zabel, Steve (LB) Oklahoma5879
 Zgonina, Jeff (DL) Purdue9098

COLTS HISTORY
 RECORDS
 COLTS IN THE COMMUNITY
 2011 SEASON IN REVIEW
 PLAYERS
 FOOTBALL STAFF
 FOOTBALL OPERATIONS
 COACHING STAFF
 ADMINISTRATION



The following players and coaches were members of the Baltimore Colts teams that played in the All American Football Conference and then in the NFL during the 1947-1950 seasons.

COACHES

Campofreda, Nick – W. Md. 1947	Edmonds, Don – Indiana 1947	Miner, Wayne – Notre Dame 1950
Conkright, Bill – Oklahoma 1949	Hewlett, Andy – Davidson 1947	O'Rourke, Chas. – Boston College ... 1949
Crow, Clem – Notre Dame 1950	Hunt, Joel – Texas A&M 1947	Pirro, Rocco – Catholic U. 1950
Defillipo, Lou – Fordham 1948	Isbell, Cecil – Purdue 1947-49	Sidham, Tom – Haskell 1947-48
Driskill, Walter – Colorado 1949	Michalske, Mike – Penn State 1949	Taylor, John – Ohio State 1947

PLAYERS

Akins, Frank (B) Washington St..... 47	Grossman, Rex (B) Indiana 7447-48, 50	Nowaskey, Bob (DE) Washington 52 48-50
Artoe, Lee (T) Santa Clara, Calif..... 44 48	Groves, George (G) Marquette 37 48	Oristaglio, Bob (E) Penn 57 50
Averno, Sisto (G) Muhlenberg 32 50	Handley, Dick (C) Fresno State 24 47	O'Rourke, Chas. (B) Boston Col. 66 48-49
Barwegen, Dick (G) Purdue 31 48-49	Hekkers, George (T) Wisconsin 44 47	Owens, Jim (E) Oklahoma 59 50
Baumgartner, Bill (E) Minnesota 29 47	Higgins, Luke (G) Notre Dame 31/32/38 47	Page, Paul (B) SMU 88 49
Bechtol, Hub (E) Texas 57 47-49	Hillenbrand, Bill (B) Indiana 82 47-48	Perina, Bob (B) Princeton 84 50
Beson, Warren (C) Minnesota 32 49	Jagade, Harry (B) Indiana 76 49	Perpich, George (T) Georgetown 48 47
Berezny, Pete (T) Notre Dame 47 48	Jenkins, Jon (T) Dartmouth 47 49-50	Pfohl, Bob (B) Purdue 85 48-49
Black, John (B) Mississippi State 85 47	Jensen, Bob (E) Iowa State 54 50	Phillips, Mike (C) W. Maryland 21 47
Blanda, George (QB) Kentucky 64 50	Jones, Ralph (E) Alabama 52 47	Poole, Oliver (E) Mississippi 54 48
Blandin, Ernie (T) Tulane 41 48-50	Knap, Mike (T) Ill & Purdue 46 47	Prewitz, Felto (C) Tulsa 20 49
Blount, Lamar (E) Mississippi St. 59 47	Kelly, Bob (B) Notre Dame 89 49	Rich, Herb (B) Vanderbilt 87 50
Brown, Hardy (LB) Tulsa 73 50	King, Ed (G) Boston College 34 50	Ruthstrom, Ralph (B) SMU 84 49
Buksar, George (B) Purdue, USF 77 50	Kingery, Wayne (B) LSU 80 49	Salata, Paul (E) USC 51 50
Burk, Adrian (QB) Baylor 68 50	Kissell, Vito (B) Holy Cross 72 50	Schweder, John (G) Penn 37/66 50
Campbell, Leon (B) Arkansas 78 50	Klug, Al (T) Marquette 38/41 47-48	Schwenk, Bud (B) Wash. U. 40/64 47
Case, Ernie (B) UCLA 67 47	Kodba, Joe (C) Purdue 28 47	Sidorik, Alex (T) Miss. St. 44 48-49
Castiglia, Jim (B) Georgetown 29 47	Konetsky, Floyd (E) Florida 54 47	Sigurdson, Sig (E) Lutheran 56 47
Coleman, Herb (C) Notre Dame 22/29 48	Landrigan, Jim (T) 59 47	Simmons, Jack (G) Detroit 32 48
Collins, Albin (B) LSU 88 50	Holy Cross-Dartmouth 59 47	Sinkwich, Frank (B) Georgia 76 47
Colo, Don (T) Brown 45 50	Leicht, Jake (B) Oregon 81 48-49	Smith, Joe (E) Texas Tech 56 48
Cooper, Ken (C) Vanderbilt 33 49-50	Leonard, Bill (E) Notre Dame 54 49	Spaniel, Frank (B) Notre Dame 85 50
Corley, Elbert (C) Mississippi State 22 48	Lio, Augie (G) Georgetown 37 47	Spavital, Jim (B) Okla. A&M 76 50
Cowan, Bob (C) Indiana 83 49	Livingstone, Bob (B) Notre Dame 86 50	Spinney, Art (G) Boston College 53 50
Crisler, Hal (E) San Jose State 56 50	Madar, Elmer (E) Michigan 53 47	Spruill, Jim (T) Rice 46 48-49
Cure, Armand (B) Rhode Island 62 47	Maggioli, Achille (B) Notre Dame 80 50	Stewart, Ralph (C) Missouri-N.D. 20 48
Davis, Lamar (E) Ga. Tech 51 47-49	Marino, Vic (G) Ohio State 34 47	Stone, Bill (B) Bradley 82 49-50
Dellerba, Spiro (B) Ohio State 71/77 48-49	Maves, Earl (B) Wisconsin 48 48	Sylvester, John (B) Temple 83 48
Donovan, Art (DT) Boston Col. 49/70 50	Mayne, Lew (B) Texas 88 48	Terrell, Ray (B) Mississippi 83 47
Dudish, Andy (B) Georgia 88 47	Mazzanti, Gino (B) Arkansas 83 50	Tillman, Alonzo (C) Oklahoma 22 49
Faunce, Everett (B) Minnesota 89 49	McCormick, Len (C) Baylor 28 48	Tittle, Y.A. (QB) LSU 63 48-50
Filchok, Frank (B) Indiana 64 50	Mellus, John (T) Villanova 48 47-49	Trebotich, Ivan (B) St. Mary's 77 47
Fletcher, Arthur (E) Washburn 53 50	Mertes, Bus (B) Iowa 73 47-48	Vacanti, Sam (B) Nebraska 67/69 48-49
Fowler, Aubrey (B) Arkansas 80 48	Meyer, Gil (E) Wake Forest 55 47	Vardian, John (B) Ft. Pierce 87 47-48
French, Barry (G) Purdue 35 47-50	Mobley, Rudy (B) Hardin-Simmons 81 47	Wedemeyer, Herman (B) St. Mary's 87 49
Galvin, John (B) Purdue 63 47	Murray, Earl (G) Purdue 30 50	Williams, Joel (C) Texas 22 50
Gambino, Lucien (B) Maryland 77/89 48-49	Mutryn, Chet (B) Xavier 81 50	Williams, Windell (E) Rice 53 48
Garrett, Bill (G) Miss. St. 30 48-49	Nelson, Bob (C) Baylor 28 50	Wright, John (B) Maryland 71 47
Getchell, Gorham (E) Temple 59 47	Nemeth, Steve (B) Notre Dame 48 47	Yokas, Frank (G) Great Lakes NTS 30 47
Gillory, Byron (B) Texas 87 49	Nolander, Don (C) Minnesota 22 47	Zaleski, Ernie (B) Notre Dame 89 50
Grain, Ed (G) Penn 33/45 47-48	North, John (E) Vanderbilt 55 48-50	Zorich, George (G) Northwestern 33 47

ADMINISTRATION

COACHING STAFF

FOOTBALL OPERATIONS

FOOTBALL STAFF

PLAYERS

2011 SEASON IN REVIEW

COLTS HISTORY

RECORDS

COLTS IN THE COMMUNITY



COLTS DRAFT HISTORY

COLTS FIRST ROUND DRAFT CHOICES

1953-Billy Vessels, HB, Oklahoma
 1954-Cotton Davidson, QB, Baylor
 1955-George Shaw, QB, Oregon (bonus)
 Alan Ameche, FB, Wisconsin
 1956-Lenny Moore, HB, Penn State
 1957-Jim Parker, T, Ohio State
 1958-Lenny Lyles, HB, Louisville
 1959-Jackie Burkett, C-LB, Auburn
 1960-Ron Mix, T, Southern Cal
 1961-Tom Matte, HB, Ohio State
 1962-Wendell Harris, HB, LSU
 1963-Bob Vogel, T, Ohio State
 1964-Mary Woodson, HB, Indiana
 1965-Mike Curtis, FB-LB, Duke
 1966-Sam Ball, T, Kentucky
 1967-Bubba Smith, T, Michigan State
 Jim Detwiler, HB, Michigan
 1968-John Williams, G, Minnesota
 1969-Eddie Hinton, FL, Oklahoma
 1970-Norm Bulaich, RB, TCU
 1971-Don McCauley, RB, N. Carolina
 Leonard Dunlap, DB, N. Texas St.
 1972-Tom Drougas, T, Oregon
 1973-Bert Jones, QB, LSU

Joe Ehrmann, DT, Syracuse
 1974-John Dutton, DE, Nebraska
 Roger Carr, WR, Louisiana Tech
 1975-Ken Hulif, G, North Carolina
 1976-Ken Novak, DT, Purdue
 1977-Randy Burke, WR, Kentucky
 1978-Reese McCall, TE, Auburn
 1979-Barry Krauss, LB, Alabama
 1980-Curtis Dickey, RB, Texas A&M
 Derrick Hatchett, DB, Texas
 1981-Randy McMillan, RB, Pittsburgh
 Donnell Thompson, DE, N. Carolina
 1982-Johnnie Cooks, LB, Mississippi St.
 Art Schlichter, QB, Ohio State
 1983-John Elway, QB, Stanford
 1984-Leonard Coleman, CB, Vanderbilt
 Ron Solt, OG, Maryland
 1985-Duane Bickett, LB, Southern Cal
 1986-Jon Hand, DE, Alabama
 1987-Cornelius Bennett, LB, Alabama
 1988-No Selection
 1989-Andre Rison, WR, Michigan State
 1990-Jeff George, QB, Illinois
 1991-No Selection

1992-Steve Emtman, DT, Washington
 Quentin Coryatt, LB, Texas A&M
 1993-Sean Dawkins, WR, California
 1994-Marshall Faulk, RB, San Diego St.
 Trey Alberts, LB, Nebraska
 1995-Ellis Johnson, DE/T, Florida
 1996-Marvin Harrison, WR, Syracuse
 1997-Tarik Glenn, OT, California
 1998-Peyton Manning, QB, Tennessee
 1999-Edgerrin James, RB, Miami
 2000-Rob Morris, LB, Brigham Young
 2001-Reggie Wayne, WR, Miami
 2002-Dwight Freeney, DE, Syracuse
 2003-Dallas Clark, TE, Iowa
 2004-No Selection
 2005-Marlin Jackson, DB, Michigan
 2006-Joseph Addai, RB, LSU
 2007-Anthony Gonzalez, WR, Ohio State
 2008-No Selection
 2009-Donald Brown, RB, Connecticut
 2010-Jerry Hughes, DE, Texas Christian
 2011-Anthony Costanzo, OT, Boston College
 2012-Andrew Luck, QB, Stanford

COLTS DRAFT SELECTIONS BY YEAR

1947

SPECIAL - Arnold Tucker, B, West Point;
 Ernie Case, B, UCLA

REGULAR

1. Elmer Madar, E, Michigan
2. Hubert Bechtol, E, Texas
3. Tommy Mont, B, Maryland
4. Weldon Humble, G, Rice
5. Russ Deal, T, Indiana
6. Don Malmberg, T, UCLA
7. Vic Schwall, B, Northwestern
8. Howard Turner, B, North Carolina State
9. Franklin Hubbell, E, Tennessee
10. Gaston Bourgeois, G, Tulane
11. James Brieske, C, Michigan
12. Rudy Mobley, B, Hardin.Simmons
13. Gerald Doherty, B, Delaware
14. Bill Baumgartner, E, Minnesota
15. Jim Kekeris, T, Missouri

SUPPLEMENTARY

16. John North, E, Vanderbilt
17. Jim Canady, B, Texas
18. Howie Brown, G, Indiana
19. John Sims, B, Tulane
20. Bert Vander Clute, G, Wesleyan
21. Tony Stalloni, T, Delaware
22. Jean Lamoure, G, Fresno State
23. Leo Daniels, B, Texas A&M
24. M. "Tex" Reilly, B, Colorado
25. Jim Landrigan, T, Holy Cross

1948

1. Bobby Layne, B, Texas
2. William Garrett, T, Mississippi State
3. Earl Cook, G, SMU
4. Dan Sandifer, B, LSU
5. Joe Smith, E, Texas Tech
6. Gene Ruszkowski, T, Ohio U.
7. Jim Batchelor, B, East Texas State
8. Rex Olson, B, Brigham Young
9. Aubrey Fowler, B, Arkansas
10. Jack Fitch, B, North Carolina
11. Don Ettinger, T, Kansas

12. Paul Redfield, T, Colgate
13. Stan Magdziak, B, William & Mary
14. Dick Deranek, B, Indiana
15. Robert Norman, B, Washington & Lee
16. Charles Working, B, Washington & Lee
17. George Sparter, C, North Carolina
18. Rollin Prather, E, Kansas State
19. Norman Moseley, B, Alabama
20. Carmen Ragonesi, B, New Hampshire
21. Bob Walker, B, Colorado Mines
22. Ray Borneman, B, Texas
23. Pete Tillman, C, Oklahoma
24. Robert Pfohl, B, Purdue
25. Lou Levanti, C, Illinois
26. Sam Zatkoff, E, Illinois
27. Harry Jagade, B, Indiana
28. Ben Kendrick, B, Wisconsin
29. Rex Grossman, B, Indiana
30. Dick Reinking, E, SMU

1949

***SECRET** - Richard Harris, T, Texas
 Levi Jackson, B, Yale

REGULAR

1. Bob Sims, B, Baylor
2. Bob Gage, B, Clemson
3. No Choice
4. Ralph Kohl, T, Michigan
5. Wallace Jones, E, Kentucky
6. Frank Pattee, B, Kansas
7. Fred Folger, B, Duke
8. Bob Prymski, T, Illinois
9. Everett Faunce, B, Minnesota
10. Kale Alexander, T, South Carolina
11. Paul Page, B, SMU
12. James Owens, E, Oklahoma
13. Warren Beson, C, Minnesota
14. David Moon, B, SMU
15. Jon Jenkins, T, Dartmouth
16. John O'Quinn, E, Wake Forest
17. John Clyde Geary, T, Conn. Wesleyan
18. Albert Sanderson, T, Miss. Southern
19. Guy Sundheim, C, Northwestern
20. Mernie Lazier, B, Illinois

21. Harry Larche, T, Arkansas State
22. No Choice
23. No Choice
24. No Choice
25. Joe Grothus, G, Iowa
26. Byron Gillyoy, B, Texas
27. Bob Cox, E, North Carolina
28. Bob DeMoss, B, Purdue
29. George Pryor, B, Wake Forest

1950

1. Adrian Burk, QB, Baylor
2. Leon Campbell, B, Arkansas
3. Don Colo, T, Brown
4. Earl Murray, G, Purdue
5. Jack Halliday, G, SMU
6. Herb Rich, B, Vanderbilt
7. Art Bok, B, Dayton
8. Dick Harris, C, Texas
9. Bill Bass, B, Arkansas
10. Errol Fry, G, Texas
11. Joe Romanosky, T, St. Bonaventure
12. Bill Dey, B, Dartmouth
13. Ray Stone, E, Texas
14. Mitch Smiarowski, C, St. Bonaventure
15. Art Spinney, E, Boston College
16. Dave Fisher, B, SW Louisiana
17. Ralph Murphy, G, Rice
18. Charley Schoolmaster, C, Western Mich
19. Will Waddail, B, Auburn
20. Sheldon Dunlap, G, Cincinnati
21. Tom Phillips, B, Baldwin Wallace
22. Chip Armstrong, C, Occidental
23. Harry Wettlaufer, E, Pennsylvania
24. Bill Petroski, T, Holy Cross
25. Jim Pepper, G, Syracuse
26. Gino Mazzanti, B, Arkansas
27. Mitford Johnson, B, Baylor
28. John Adcock, T, Auburn
29. Bob Graham, B, Pennsylvania
30. Tom Blake, G, Cincinnati (NY Bulldogs)

ADMINISTRATION

COACHING
STAFFFOOTBALL
OPERATIONSFOOTBALL
STAFF

PLAYERS

2011 SEASON
IN REVIEWCOLTS
HISTORY

RECORDS

COLTS IN THE
COMMUNITY



ADMINISTRATION

COACHING STAFF

FOOTBALL OPERATIONS

FOOTBALL STAFF

PLAYERS

2011 SEASON IN REVIEW

COLTS HISTORY

RECORDS


COLTS IN THE COMMUNITY

ALLOCATION

Chet Mutryn, B, Buffalo Bills
 Bob Livingstone, B, Buffalo Bills
 Albin Collins, E, Chicago Rockets
 Art Donovan, DT, Buffalo Bills

1953 (Pos: 1st)

- Billy Vessels, HB, Oklahoma
- Bernie Flowers, E, Purdue
- Buck McPhail, FB, Oklahoma
- Tom Catlin, C, Oklahoma
- Jack Little, T, Texas A&M
- Jim Sears, HB, USC
- Bill Athey, G, Baylor
- Jim Prewett, T, Tulsa
- Bob Blair, TE, TCU
- John Cole, HB, Arkansas
- Gene Rossi, HB, Cincinnati
- Kaye Vaughn, G, Tulsa
- Bobby Moorhead, HB, Georgia Tech
- Frank Continetti, G, George Wash.
- Buddy Sutton, HB, Arkansas
- Jim Currin, E, Dayton
- George Rambour, T, Dartmouth
- LeRoy Labat, HB, LSU
- Bill Powell, HB, California
- Pete Russo, T, Indiana
- Frank Kirby, T, Bucknell
- Merlin Gish, C, Kansas
- Mike Houepljan, G, Tulane
- Monte Brethauer, E, Oregon
- Joe Szombathy, E, Syracuse
- Scott Prescott, C, Minnesota
- Ray Graves, HB, Texas A&M
- Joe Sabol, HB, UCLA
- Jack Alessandrini, G, Notre Dame
- Tom Roche, T, Northwestern



Bernie Flowers was selected by the Colts in the second round of the 1953 draft.

1954 (Pos: 4th)

- Cotton Davidson, QB, Baylor (4)
- Larry Grigg, B, Oklahoma (15)
- James Kincaid, B, South Carolina (28)
- Thomas Allman, B, West Virginia (39)
- Don Ellis, B, Texas A&M (52)
- To Cleveland for C-Tom Cosgrove
- Glenn Turner, B, Georgia Tech (76)
- Dennis McCotter, G, Detroit U (87)
- Robert Adams, G, Shippensburg St. (100)
- Robert Schonmaker, B, Missouri (111)
- Robert Leberman, B, Syracuse (124)
- Donald Chelf, T, Iowa (135)
- Chuck McMillan, B, John Carroll (148)
- Ordell Braase, T, S. Dakota State (159)
- Joseph D'Agostino, G, Florida (172)
- Alex Sandusky, C, Clarion St. Tchrs. (183)
- Thomas Adkins, C, Kentucky (196)

- Richard Shinaut, B, Texas Western (207)
- Charles Wenzlau, C, Miami (Oh.) (220)
- Raymond Berry, E, SMU (231)
- Robert Lade, G, Nebraska St. Tchrs. (244)
- Robert Meyer, T, Ohio State (255)
- Leon Hardeman, B, Georgia Tech (268)
- Donald Kerlin, B, Concordia (279)
- Pepper Rodgers, B, Georgia Tech (292)
- Jesus Esparza, T, N. Mexico A&M (303)
- William Sennett, C, Georgia Tech (316)
- Raymond Ecstrom, C, Westminster (327)
- Claudia Talaferro, B, Illinois (340)
- Patrick Abbruzzi, B, Rhode Island (351)

1955 (Pos: 2nd)

- Bonus Pick - George Shaw, QB, Oregon
- Alan Ameche, B, Wisconsin (2)
 - Richard Szymanski, C, Notre Dame (15)
 - L.G. Dupre, B, Baylor (26)
 - Tom Feamster, E, Florida State (39)
 - Jack Patera, G, Oregon (43) (Choice from New York)
 - George Preas, G, VPI (50)
 - Leo Lewis, B, Lincoln U. (Mo.) (63)
 - Frank McDonald, C, Miami (Fla.) (74)
 - Dale Meinert, G, Oklahoma A&M (87)
 - Walter Bryan, B, Texas Tech (98)
 - William Evans, G, Miami (Ohio) (103) (Choice from New York)
 - Jesse Arnel, E, Penn State (111)
 - Eric Radik, B, Omaha (122)
 - Dick Chorovich, T, Miami (Ohio) (135)
 - Pat Abbruzzi, B, Rhode Island (146)
 - John Lee, B, Georgia Tech (159)
 - Gerald Peterson, T, Texas (170)
 - Dick Laswell, T, TCU (183)
 - Wesley Clark, T, Miss. Southern (194)
 - Charles Shepard, B, N. Texas St. (207)
 - James Cobb, T, Abilene Christian (218)
 - Charles Cianciola, C, Lawrence Col. (231)
 - Nick Manych, C, Mich. St. Normal (242)
 - Jerry Welch, B, S. Dakota State (255)
 - Dick McNamara, B, Minnesota (266)
 - Alex Esquivel, B, Mex. City Col. (279)
 - Richard Grann, T, Rhode Island (290)
 - Marion Minker, T, Bucknell (303)
 - James Locke, T, VPI (317)
 - Robert Myers, T, Ohio State (324)
 - Bill Waters, T, Austin College (338)

1956 (Pos: 8th)

- Lenny Moore, HB, Penn State (8)
- Dick Donlin, E, Hamline (20)
- Bob Pascal, HB, Duke (32)
- B.C. Inabinet, T, Clemson (42)
- Herb Gray, E, Texas (54)
- Don Schmidt, HB, Texas Tech (66)
- Bill Waters, T, Austin (78)
- Bill Koman, G, North Carolina (90)
- John Lewis, E, Michigan State (102)
- Gene Scott, HB, Centre (114)
- Dennis Shaw, E, North Texas St. (126)
- Steve Myhra, G, North Dakota (130)
- Jack Hill, HB, Utah State (158)
- Ted Schwanger, HB, Tenn. Poly (162)
- John Polzer, LB, Virginia (174)
- Gene Hendrix, HB, Drake (186)
- Bill Danenhauer, E, Emporia (198)
- Earl Loman, G, Stetson (210)
- Bob Fyvie, T, Lafayette (222)
- Bob Hill, FB, Jackson (234)
- Jim Harness, HB, Mississippi State (246)
- Pat Del Vicaro, G, Miss. Southern (258)
- Al Stephenson, T, Idaho State (270)

- Bobby Fox, HB, East Texas State (282)
- Bradley Mills, HB, Kentucky (294)
- Jim Lohr, G, Southeastern Missouri (306)
- Herb Hartwell, HB, Virginia (318)
- John Shearer, QB, Shepherd (330)
- Jim Rusher, E, Kansas State (342)
- Terry Sweeney, HB, M. Tenn. State (353)

1957 (Pos: 7th)

- Jim Parker, T, Ohio State (7)
- Don Shinnick, LB, UCLA (19)
- Luke Owens, T, Kent State (31)
- Jack Simpson, HB, Florida (43)
- Ron Underwood, HB, Arkansas (53)
- Bill Prier, FB, Oklahoma (64)
- Reuben Saage, HB, Baylor (78)
- Jack Harmon, HB, E. Oregon State (89)
- Robert White, T, Otterbein (107)
- Joe Grisham, E, Austin Peay (114)
- Andy Nelson, QB, Memphis State (125)
- Don Simon, T, Tennessee Poly (136)
- John Call, HB, Colgate (150)
- Joe Guido, HB, Youngstown (161)
- Hall Whitley, C, Texas A&I (172)
- 16A. Joe Cannavino, HB, Ohio State (184) (From Pitt. for RB-Charles Shepard)
- 16B. Ed Prelock, T, Kansas (186)
- Dan Wisniewski, G, Pittsburgh (197)
- Jim Villa, HB, Allegheny (208)
- Charles Froehle, T, St. John's Minn. (222)
- Walt Livingston, HB, Heidelberg (233)
- Owen Mulholland, HB, Houston (244)
- Chet Van Atta, LB, Kansas (258)
- Connie Baird, E, Hardin-Simmons (269)
- Harwood Hoelt, E, S. Dakota State (280)
- Harlon Geach, T, College of Idaho (294)
- Joe Unitas, T, Louisville (305)
- Len DeMalon, LB, St. Vincent's (Pa.) (316)
- Walt Schneider, T, Colorado (330)
- Bob Rasmussen, G, Minnesota (341)
- Bob Bailey, E, Thiel (352)

1958 (Pos: 10th)

- Leonard Lyles, HB, Louisville (10)
- Bob Stransky, HB, Colorado (23)
- Joe Nicely, G, West Virginia (34)
- Les Walters, E, Penn State (47)
- 5A. Raymond Brown, QB-HB, Mississippi (49) (From Chi. Card. for DT-Tom Finner)
- 5B. To New York for RB-Henry Moore (57)
6. Bob Taylor, E, Vanderbilt (68)
- 7A. John Sample, HB, Maryland State (78) (From Pittsburgh for B-Dick Young)
- 7B. John Diehl, T, Virginia (81)
- Floyd Peters, G, San Francisco State (92)
- Harold Bullard, FB, Lenoir-Rhyne (105)
- Ray Schamber, HB, South Dakota (116)
- Bobby Jordan, HB, VMI (129)
- Tommy Addison, T, South Carolina (140)
- Jerry Richardson, E, Wofford (153)
- Ken Hall, HB-FB, Texas A&M (164)
- Les Carney, HB, Ohio (177)
- Arch Matsos, G-LB, Michigan State (188)
- James Reese, QB, Minnesota (201)
- Dave Lloyd, C, Georgia (212)
- Tim Murnen, G, Bowling Green (225)
- Tom Forrestal, QB, Navy (236)
- Jim Faulk, HB, Texas Christian (249)
- Bob McKee, E, Monmouth (260)
- Phil Parslow, HB, UCLA (273)
- Bob Sandlin, HB, Tennessee (284)
- Jim Roundtree, HB, Florida (297)
- Bob Grimes, G, Central Michigan (308)
- George Dintiman, HB, Lock Haven (321)



- 28. Jim Murphy, T, East Tennessee State (332)
- 29. Doug Padgett, E, Duke (345)
- 30. Gary Lund, G, Utah State (356)

1959 (Pos: 12th)

- 1. Jackie Burkett, C, LB, Auburn (12)
- 2. Dave Sherer, E, SMU (24)
- 3. To Detroit for DE-Ray Krouse (36)
- 4. Zeke Smith, G-LB, Auburn (48)
- 5. Hanson Churchill, G-LB, Mississippi (60)
- 6. Palmer Pyle, T, Michigan State (72)
- 7. Harold Lewis, HB, Houston (84)
- 8. Tom Coffey, HB, West Texas State (96)
- 9. Tom Brown, G, Minnesota (108)
- 10. Don Stewart, E, SMU (120)
- 11. Tom Stephens, HB, Syracuse (132)
- 12. Richard Wood, QB, Auburn (144)
- 13. Rudy Smith, G-T, Mississippi (156)
- 14. Ferdie Burkett, HB, SE Oklahoma (168)
- 15. Ted Foret, T, Auburn (180)
- 16. Morris Keller, T, Clemson (192)
- 17. Leroy Bergan, T, South Dakota State (204)
- 18. Opie Bandy, E-LB, Tulsa (216)
- 19. Milton Crain, C-LB, Mississippi (228)
- 20. Paul Balonick, C-LB, NC State (240)
- 21. John Herrnstein, FB, Michigan (252)
- 22. Lonny Leatherman, T, TCU (264)
- 23. Bob Davis, HB, Houston (276)
- 24. Bob Novogratz, G-LB, Army (288)
- 25. Ed Kieffer, HB, Syracuse (300)
- 26. Rene Lorio, HB, Mississippi Southern (312)
- 27. Thurman Terry, T, Rice University (324)
- 28. Fred Long, FB, Iowa (336)
- 29. Perry McGriff, E, Florida (348)
- 30. Blair Weese, FB, West Virginia Tech (360)

1960 (Pos: 10th)

- 1. Ron Mix, T, USC (10)
- 2A. Don Floyd, T, TCU (23)
- 2B. Marvin Terrell, G, Mississippi (24)
(From New York for QB-George Shaw)
- 3. Jim Welch, HB, SMU (34)
- 4. Gerhard Schwedes, HB, Syracuse (47)
- 5. Marvin Lasater, HB, TCU (58)
- 6. Al Bansavage, G, USC (71)
- 7. Jerry Beabout, T, Purdue (82)
- 8. Jim Colvin, T, Houston (95)
- 9A. Bob Hall, T, Kent State (103)
- 9B. Don Perkins, HB, New Mexico (106)
(From Philadelphia for B-Jimmy Carr)
- 10A. Ernest Barnes, C, N. Carolina Col. (112)
- 10B. Bobby Boyd, QB, Oklahoma (119)
(From Wash. for G-Hanson Churchill)
- 11. Bob Wehking, C, Florida (130)
- 12. Bill Bucek, HB, Rice (143)
- 13. Jim Nemeth, C, South Carolina (154)
- 14. Dale Johannsen, T, Augustana Col. (167)
- 15. Larry Grantham, E, Mississippi (179)
- 16. George Boynton, HB, E. Texas State (181)
- 17. Jim Beaver, T, Florida (202)
- 18. Dan Sheehan, T, Chattanooga (215)
- 19. Bill Carpenter, E, Army (226)
- 20. Bob Hogue, T, Shepherd (239)

1961 (Pos: 7th)

- 1A. Tom Matte, HB, Ohio State
- 1B. To San Francisco for E-Dee Mackey
- 2. Tom Gilburg, T, Syracuse
- 3. Jerry Hill, HB, Wyoming
- 4. Ken Gregory, E, Whittier
- 5A. Ron Osborne, T, Clemson
- 5B. Ed Dyas, FB, Auburn
(From Pittsburgh for DB-Bert Rechichar)

- 6. Don Kern, HB, VMI
- 7. Ike Grimsley, HB, Michigan State
- 8. Paul Terhes, QB, Bucknell
- 9. Pete Nicklas, T, Baylor
- 10. Bob Clemens, HB, Pitt
- 11. Ralph White, T, Bowling Green
- 12. Dick Reynolds, T, North Carolina State
- 13. Dallas Garber, FB, Marietta
- 14. Bob Hunt, T, SMU
- 15. E.A. Sims, E, New Mexico State
- 16. Tom Weisner, FB, Wisconsin
- 17. Steve Jastrzembski, E, Pittsburgh
- 18. Wilson Allison, T, Baylor
- 19. Joe Novsek, T, Tulsa
- 20. Al Kimbrough, HB, Northwestern



Tom Matte was the Colts' first pick in the 1961 draft.

1962 (Pos: 9th)

- 1. Wendell Harris, HB, Louisiana State
- 2. Bill Saul, LB, Penn State
- 3. Dan Sullivan, T, Boston College
- 4. Jim Dillard, HB, Oklahoma State
- 5A. To Green Bay for QB-Lamar McHlan
- 5B. Jerry Croft, G, Bowling Green
(Choice from Pittsburgh)
- 6. To Washington for DB-Gary Glick
- 7. Fred Miller, T, Louisiana State
- 8. Pete Brokaw, HB, Syracuse
- 9A. Roy Walker, FB, Purdue
(From Dallas for RB-Don Perkins)
- 9B. Walt Rappold, QB, Duke
- 10. Fred Moore, T, Memphis State
- 11. Scott Tyler, HB, Miami, Ohio
- 12. Bake Turner, HB, Texas Tech
- 13. Charles Holmes, FB, Maryland State
- 14. Stinson Jones, HB, VMI
- 15. Joe Monte, G, Furman
- 16. Ray Abruzzese, HB, Alabama
- 17. Bill Knocke, HB, Fresno State
- 18. Mel Rideout, QB, Richmond
- 19. Fred Gillett, HB, Los Angeles State
- 20. Herm McKee, HB, Washington State

1963 (Pos: 5th)

- 1. Bob Vogel, T, Ohio State
- 2A. John Mackey, E-HB, Syracuse
- 2B. Butch Wilson, FB, Alabama
(From Pittsburgh for DB-John Sample)
- 3. To St. Louis for E-Dick Bielski
- 4A. Jerry Logan, HB, West Texas State
- 4B. Harlow Fullwood, T, Virginia Union
(From Chicago for DB-Pete Manning)
- 5. Bill Ventura, E, Richmond
- 6. Jerry Cook, HB, Texas
- 7. Willie Richardson, E, Jackson State
- 8. Dave Hayes, FB, Penn State
- 9. Don Trull, QB, Baylor

1964 (Pos: 8th)

- 1. Marv Woodson, HB, Indiana
- 2. Tony Loric, HB, Arizona State
- 3. To Dallas for RB-J.W. Lockett
- 4. Ted Davis, LB, Georgia Tech
- 5. Ed Lothamer, T, Michigan State
- 6. Jim Mazurek, T, Syracuse
- 7. Ken Sugarman, T, Whitworth
- 8. John Williamson, LB, Louisiana Tech
- 9. Vince Turner, HB, Missouri
- 10. To Detroit for K-Jim Martin
- 11. John Paglio, T, Syracuse
- 12. Ken Graham, HB, Washington State
- 13. Charles Parker, T, Southern Mississippi
- 14. John Case, E, Clemson
- 15. Larry Kramer, T, Nebraska
- 16. Roger Lopes, FB, Michigan State
- 17. Don Green, HB, Susquehanna
- 18. Alvin Hammond, HB, Southern U
- 19. Owen Dejanovich, T, ASU (Flagstaff)
- 20. John Butler, FB, San Diego State

1965 (Pos: 14th)

- 1. Mike Curtis, FB-LB, Duke
- 2. Ralph Neely, T, Oklahoma
- 3A. To San Francisco for WR-Raymond Berry
- 3B. Glenn Ressler, G, Penn State
(From Pittsburgh for HB-Marv Woodson, LB-Bill Saul)
- 4A. Dave Johnson, HB, San Jose State
- 4B. Martin Schottenheimer, LB, Pitt
(From Washington for RB-J.W. Lockett)
- 5. John McGuire, E, Syracuse
- 6A. Al Atkinson, T, Villanova
- 6B. Bob Felts, HB, Florida A&M
(From New York for DB-Andy Nelson, WR-R.C. Owens)
- 7. John Koloczek, T, Corpus Christi
- 8. Roosevelt Davis, T, Tennessee A&I
- 9. Tom Bleick, HB, Georgia Tech
- 10. George Harold, HB, Allen U
- 11. Lamar Richardson, E, Fisk U
- 12. Ted Radosovich, G, Cincinnati
- 13. Bruce Airheart, HB, North Dakota State
- 14. Jerry Fishman, LB, Maryland
- 15. Roy Hilton, E, Jackson State
- 16. Steve Tensi, QB, Florida State
- 17. Fred Reichardt, E, Wisconsin
- 18. Charley King, HB, Purdue
- 19. Barry Brown, E-LB, Florida
- 20A. George Haffner, QB, McNeese State
- 20B. Raymond Johnson, C, Prairie View
(From Washington for K-Jim Martin)

1966 (Pos: 15th)

- 1. Sam Ball, T, Kentucky
- 2. Butch Allison, G, Missouri
- 3. Rick Kestner, E, Kentucky
- 4A. Rod Sherman, FL, Southern California
(From Dallas for G/T-Ralph Neely)
- 4B. Hoyle Granger, FB, Mississippi State

ADMINISTRATION

COACHING STAFF

FOOTBALL OPERATIONS

FOOTBALL STAFF

PLAYERS

2011 SEASON IN REVIEW

COLTS HISTORY

RECORDS

COLTS IN THE COMMUNITY



ADMINISTRATION

5. Choice to Dallas
6. Stas Maliszewski, LB, Princeton
- 7A. Dave Ellis, T, North Carolina State
(From San Francisco for DT-Dan La Rose)
- 7B. Ray Perkins, FL, Alabama
- 8A. Gerald Allen, HB, Omaha
(From Minnesota for T-Larry Kramer)
- 8B. Jack White, QB, Penn State
9. Gerald Gross, HB, Auburn
10. Claude Brownlee, DE, Benedict
11. Eric Crabtree, HB, Pittsburgh
12. Jim Carter, G, Tennessee A&I
13. Bob Hadrick, E, Purdue
14. Jim Ward, QB, Gettysburg
15. Lee Garner, LB, Mississippi
16. Rod Stewart, A, Duke
17. Randy Matson, T, Texas A&M
18. Ed Toner, T, Massachusetts
19. Ken Duke, FB, Morgan State
20. Tom Carr, T, Morgan State

COACHING STAFF

FOOTBALL OPERATIONS

FOOTBALL STAFF

PLAYERS IN REVIEW

2011 SEASON IN REVIEW

COLTS HISTORY

RECORDS

COLTS IN THE COMMUNITY

1969 (Pos: 25th)

1. Ed Hinton, FL, Oklahoma (25)
- 2A. Ted Hendricks, LB, Miami (26)
(From N.O. for RB-Tony Loric)
- 2B. Tom Maxwell, DB, Texas A&M (51)
3. Dennis Nelson, T, Illinois State (77)
- 4A. Jackie Stewart, FB, Texas Tech (87)
(From Wash. for RB-Gerald Allen)
- 4B. To Atlanta for G-Dan Grimm
- 5A. To Atlanta for G-Dan Grimm
- 5B. King Dunlap, DT, Tennessee A&I (129)
6. Bill Fortier, G, Louisiana State (154)
- 7A. Gary Fleming, LB, Stanford (163)
(From N.O. in QB-Gary Cuozzo trade)
- 7B. Roland Moss, RB, Toledo (181)
8. Sam Havrilak, DB, Bucknell (207)
- 9A. George Wright, DT, Sam Houston (210)
(From Atlanta for C-Phil Sobocinski)
- 9B. Larry Good, QB, Georgia Tech (232)
10. Marion Griffin, TE, Purdue (259)
11. Ken Delaney, T, Akron (285)
12. Butch Riley, LB, Texas A&I (310)
13. Carl Mauck, LB, Southern Illinois (337)
14. Dave Bartlett, LB, Colorado (363)
15. George Thompson, DB, Marquette (389)
16. Jim McMillan, FL, The Citadel (415)
17. Joe Cowan, FL, Johns Hopkins (441)

1970 (Pos: 18th)

1. Norm Bulaich, RB, TCU (18)
2. Jim Bailey, DT, Kansas (44)
- 3A. Jim O'Brien, K-WR, Cincinnati (70)
- 3B. Ara Person, TE, Morgan State (74)
(From Phil. for LB-Ron Porter)
- 4A. Steve Smear, DT, Penn State (95)
(From Wash. for LB-Dennis Gaubatz)
- 4B. To Green Bay for T-Ron Kostelnik
5. Billy Newsome, DE, Grambling (122)
6. Ron Gardin, FL, Arizona (148)
7. Gordon Slade, QB, Davidson (174)
8. Bob Bouley, T, Boston College (199)
9. Barney Harris, CB, Texas A&M (226)
10. Dick Palmer, LB, Kentucky (252)
11. George Edwards, RB, Fairmont St. (278)
12. Don Burrell, FL, Angelo State (304)
13. Dave Polak, LB, Bowling Green (330)
14. Tom Curtis, S, Michigan (356)
15. Philip Gary, DE, Kentucky State (382)
16. Jack Maitland, RB, Williams (408)
17. Alvin Pearman, RB, Colgate (434)

1971 (Pos: 26th)

- 1A. Don McCauley, RB, North Carolina (22)
(From Miami for Don Shula)
- 1B. Leonard Dunlap, DB, N. Texas St. (26)
2. Bill Ateless, DT, Texas (52)
3. Karl Douglas, QB, Texas A&I (78)
4. To Pittsburgh for WR-Roy Jefferson
5. John Andrews, TE, Indiana (130)
6. Ken Frith, DT, Northeast Louisiana (156)
7. Gordon Bowdell, WR, Mich. St. (182)
8. Willie Bogan, DB, Dartmouth (207)
9. Bill Burnett, RB, Arkansas (234)
10. Rex Kern, QB, Ohio State (260)
11. Dave Jones, LB, Baylor (286)
- 12A. Bob Wuensch, T, Texas (294)
(From Pitt. for RB-Preston Pearson, DB-Ocie Austin)
- 12B. Bill Triplett, WR, Michigan State (312)
13. Tom Neville, LB, Yale (338)
14. Mike Mikolayunas, RB, Davidson (364)
15. Mike Hogan, LB, Michigan State (390)
16. Rich Harrington, DB, Houston (416)
17. Don Nottingham, RB, Kent State (441)

1972 (Pos: 22nd)

1. Tom Drougas, T, Oregon (22)
- 2A. Jack Mildren, S, Oklahoma (46)
(From Oak. for DB-Tom Maxwell, DB & D-72)
- 2B. Glenn Doughty, WR, Michigan (47)
(From Wash. for LB-Bob Grant)
- 2C. Lydell Mitchell, RB, Penn State (48)
3. To Oakland for WR-Eldridge Dickey
- 4A. To Oak. for LB-Bill Laskey & D2-724B.
Eric Allen, WR, Michigan State (104)
(From S.D. for DT-George Wright)
- 5A. Don Croft, DT, Texas El Paso (115)
(From New England for DB-Ron Gardin)
- 5B. To New Orleans for G-John Shinners
6. Bruce Laird, S, American Intl. (152)
- 7A. John Sykes, RB, Morgan State (169)
(From Wash. for LB-Bob Grant)
- 7B. To Oak. for LB-Bill Laskey & D2-72
- 8A. Al Qualls, LB, Oklahoma (191)
(From S.D. for DT-George Wright)
- 8B. Van Brownson, QB, Nebraska (204)
- 9A. Gary Hambell, DT, Dayton (215)
(From G.B. for DT-Jim DeLisle)
- 9B. To Cleveland for LB-Tom Beutler
10. Dave Schilling, RB, Oregon State (256)
11. Fred DeBernardi, DE, Tex. El Paso (282)
12. Gary Theiler, TE, Tennessee (308)
13. Herb Washington, WR, Mich. St. (334)
14. John Morris, C, Missouri Valley (359)
15. Robin Parkhouse, LB, Alabama (386)
16. Gary White, CB, C.W. Post (412)
17. Stan White, LB, Ohio State (438)

1973 (Pos: 10th)

- 1A. Bert Jones, QB, Louisiana State (2)
(From N.O. for DE-Billy Newsome & D4-73)
- 1B. Joe Ehrmann, DT, Syracuse (10)
2. Mike Barnes, DE, Miami (35)
- 3A. Bill Olds, RB, Nebraska (61)
(From Houston for C-Bill Curry)
- 3B. Jamie Rotella, LB, Tennessee (62)
- 4A. Gary Palmer, T, Kansas (83)
(From Phil. for RB-Norm Bulaich)
- 4B. Ollie Smith, WR, Tennessee State (85)
(From S.D. for DB-Leonard Dunlap)
- 4C. To New Orleans for D1-73
5. David Taylor, G, Catawba (114)
6. To N.O. for G-John Shinners
7. To Denver for TE-John Mosier
- 8A. Ray Oldham, DB, Mid. Tennessee (189)
(From San Diego for RB-Tom Matte)
- 8B. Bill Windauer, G, Iowa (191)
9. To Wash. for WR-Cotton Spitzer & D1-73
10. To N.Y. Jets for DT-Chuck Heynor
11. Dan Neal, C, Kentucky (290)
12. Bernard Thomas, DE, W. Michigan (275)
13. Tom Pierantozzi, QB, West Chester (322)
14. Ed Williams, RB, West Virginia (347)
15. Jackie Brown, DB, South Carolina (374)
16. Marly Januszkievicz, RB, Syracuse (396)
17. Guy Falkenhagen, T, N. Michigan (429)

1974 (Pos: 5th)

- 1A. John Dutton, DE, Nebraska (5)
- 1B. Roger Carr, WR, Louisiana Tech (24)
(From L.A. for OG-John Williams)
- 2A. Fred Cook, DE, Sou. Mississippi (32)
- 2B. Ed Shuttlesworth, RB, Michigan (37)
(From Phil. for RB-Norm Bulaich)
- 3A. Glenn Robinson, LB, Oklahoma St. (57)
- 3B. Robert Pratt, G, North Carolina (67)
(From Denver for LB-Ray May)



- 4. Tony Bell, DB, Bowling Green (84)
- 5A. To Detroit for LB-Ed Mooney
- 5B. Doug Nettles, DB, Vanderbilt (129)
(From Minn. for DB-Charlie Stukes)
- 6A. To Miami for RB-Hubert Ginn
- 6B. Danny Rhodes, LB, Arkansas (140)
(From N.E. for DB-Jack Mildren)
- 7A. Noah Jackson, G, Tampa (161)
- 7B. Dan Dickel, LB, Iowa (170)
(From Denver for LB-Bill Laskey)
- 7C. Freddie Scott, WR, Amherst (174)
(From Buffalo for TE-John Mosier)
- 8A. Greg Latta, TE, Morgan State (188)
- 8B. Paul Miles, RB, Bowling Green (198)
(From Denver for LB-Ray May)
- 9. To Wash. for WR-Cotton Speyner & D1-73
- 10A. Bob Van Dyne, G, Idaho (240)
- 10B. Glenn Ellis, DT, Elon (257)
(From L.A. for DB-Jerry Logan)
- 11. Tim Rudnick, DB, Notre Dame (265)
- 12A. Dave Simonson, T, Minnesota (292)
- 12B. Bob Bobrowski, QB, Purdue (307)
(From Wash. for LB-Ed Mooney)
- 13. Randy Hall, DB, Idaho (317)
- 14. Ed Collins, WR, Rice (344)
- 15. Pat Kelly, LB, Richmond (369)
- 16. Dave Margavage, T, Kentucky (396)
- 17A. Tim Berra, WR, Massachusetts (421)
- 17B. Buzzy Lewis, DB, Florida State (436)
(From Wash. for OG-Cornelius Johnson)



Bert Jones, the Colts' first pick in the 1973 draft, spent nine seasons with the team (1973-1981).

1975 (Pos: 1st)

- 1A. To Atl. for OT-George Kunz & D1-75
- 1B. Ken Huff, G, North Carolina (3)
(From Atl. in OT-George Kunz trade)
- 2. To G.B. for LB-Tom MacLeod & D8-75
- 3A. Mike Washington, DB, Alabama (53)
- 3B. Dave Pear, DT, Washington (56)
(From Chi. for rights to TE-Greg Latta)
- 4A. Marshall Johnson, RB, Houston (80)
- 4B. Paul Linfoot, DT, Brigham Young (93)
(From N.Y. Jets for DT-Jim Bailey)
- 5. Roosevelt Leaks, RB Texas (105)
- 6A. To Atl. in OT-George Kunz trade
- 6B. Don Westbrook, WR, Nebraska (131)
(From N.Y. Giants for DE-Roy Hilton)
- 7A. Kim Jones, RB, Colorado State (157)
- 7B. Steve Joachim, QB, Temple (160)
(From Chi. for rights to TE-Greg Latta)
- 7C. Derrel Luce, LB, Baylor (168)
(From Chi. for rights to TE-Greg Latta)
- 8A. John Bushong, DE, W. Kentucky (184)
- 8B. Greg Denboer, TE, Michigan (187)
(From Denver for T-Tom Drougas)
- 8C. Mario Cage, RB, NW Louisiana (192)
(From G.B. in LB-Ted Hendricks trade)
- 9. Royce McKinney, DB, Kentucky St. (209)
- 10. Phil Waganheim, P, Maryland (236)
- 11. Dave Hazel, WR, Ohio State (261)
- 12. Brad Storm, LB, Iowa State (288)

1978 (Pos: 25th)

- 1. Reese McCall, TE, Auburn (25)
- 2. Mike Woods, LB, Cincinnati (52)
- 3. To San Francisco for C-Forrest Blue
- 4. To Detroit for DT-Herb Orvis
- 5A. Frank Myers, OT, Texas A&M (117)
(From S.F. for QB-Marty Domres)
- 5B. To Kansas City for LB-Willie Lanier
- 6. Ben Garry, RB, S. Mississippi (161)
- 7. Jeff Logan, RB, Ohio State (191)
- 8. Monte Anthony, RB, Nebraska (218)
- 9. Dave Studdard, OT, Texas (245)
- 10. Dallas Owens, DB, Kentucky (275)
- 11. Henry Mason, WR, Cent. Missouri (302)
- 12. Bruce Allen, P, Richmond (329)

1979 (Pos: 6th)

- 1. Barry Krauss, LB, Alabama (6)
- 2. To Oakland for WR-Mike Siani

1976 (Pos: 20th)

- 1. Ken Novak, DT, Purdue (20)
- 2. To Pitt. for rights to T-Ed George
- 3A. Ed Simonini, LB, Texas A&M (81)
- 3B. Ron Lee, RB, West Virginia (90)
(From T.B. for DB-Mike Washington)
- 4. To Pitt. for rights to T-Ed George
- 5A. Sanders Shiver, LB, Car.-Newman (134)
(From Chi. for rights to G-N. Jackson)
- 5B. Mike Kirkland, QB, Arkansas (143)
- 6. To Buffalo for LB-Jim Cheyanski
- 7. To Chicago for DT-75 & D5-76
- 8. Ricky Thompson, WR, Baylor (228)
- 9. Stu Levenick, T, Illinois (258)
- 10. Tim Baylor, DB, Morgan State (283)
- 11. Rick Gibney, DT, Georgia Tech (310)
- 12. Frank Stavoff, K, Indiana (339)
- 13. To Oakland for D16 & D17-75
- 14. Jeremiah Cummings, DE, Alb. (Ga.) St. (394)
- 15. Gary Alexander, T, Clemson (424)
- 16A. Mike Fuhrman, TE, Memphis St. (449)
(From Wash. for WR-Cotton Speyner)
- 16B. Steve Ludwig, C, Miami (Fla.) (451)
- 17. To Oakland for D16 & D17-75

1977 (Pos: 26th)

- 1. Randy Burke, WR, Kentucky (26)
- 2. Mike Ozdowski, DE, Virginia (53)
- 3. To St. Louis for DB-Norm Thompson
- 4. To Washington for RB-Herb Mul-Key
- 5. To N.O. for RB-Howard Stevens
- 6. Calvin O'Neal, LB, Michigan (163)
- 7. Blanchard Carter, T, Nev.-Las Vegas (193)
- 8. Kenneth Helms, T-C, Georgia (220)
- 9. Glen Capriola, RB, Boston College (247)
- 10. Ron Baker, G, Oklahoma State (277)
- 11. Brian Ruff, LB, The Citadel (304)
- 12. Bill Deutsch, RB, North Dakota (331)

1978 (Pos: 25th)

- 1. Reese McCall, TE, Auburn (25)
- 2. Mike Woods, LB, Cincinnati (52)
- 3. To San Francisco for C-Forrest Blue
- 4. To Detroit for DT-Herb Orvis
- 5A. Frank Myers, OT, Texas A&M (117)
(From S.F. for QB-Marty Domres)
- 5B. To Kansas City for LB-Willie Lanier
- 6. Ben Garry, RB, S. Mississippi (161)
- 7. Jeff Logan, RB, Ohio State (191)
- 8. Monte Anthony, RB, Nebraska (218)
- 9. Dave Studdard, OT, Texas (245)
- 10. Dallas Owens, DB, Kentucky (275)
- 11. Henry Mason, WR, Cent. Missouri (302)
- 12. Bruce Allen, P, Richmond (329)

1979 (Pos: 6th)

- 1. Barry Krauss, LB, Alabama (6)
- 2. To Oakland for WR-Mike Siani

- 3A. To Tampa Bay for RB-Don Hardeman
- 3B. Kim Anderson, DB, Arizona State (69)
(From Houston for QB & D7-79)
- 4. To Detroit for QB-Greg Landry
- 5. Larry Brazier, DB, USC (115)
- 6A. To Buffalo for DB-Dwight Harrison
- 6B. Jim Moore, OT, Ohio State (150)
(From Wash. for WR-Ricky Thompson)
- 7. To Houston for D3-79
- 8A. Steve Heimkreiter, LB, Notre Dame (197)
- 8B. Nesby Glasgow, DB, Washington (207)
(From Minn. for OT-Frank Myers)
- 9. Russ Henderson, P, Virginia (224)
- 10. Steven Stephens, TE, Oklahoma St. (250)
- 11. John Priestner, LB, W. Ontario (284)
- 12. Charles Green, WR, Kansas State (306)

1980 (Pos: 5th)

- 1A. Curtis Dickey, RB, Texas A&M (5)
- 1B. Derrick Hatchett, DB, Texas (24)
(From Dallas for DE-John Dutton)
- 2A. Ray Donaldson, C, Georgia (32)
- 2B. Tim Foley, OT, Notre Dame (51)
(From Dallas for DE-John Dutton)
- 3. To Detroit for QB-Greg Landry
- 4. Ray Butler, WR, USC (88)
- 5. To Kansas City for RB-Mark Bailey
- 6. Chris Foote, C, USC (144)
- 7. Wesley Roberts, DE, TCU (170)
- 8A. Ken Walter, OT, Texas Tech (195)
(From Detroit for LB-Stan White)
- 8B. To Denver for P-Bucky Dilts
- 9. Mark Bright, RB, Temple (227)
- 10. Larry Stewart, OT, Maryland (254)
- 11. Ed Whitley, TE, Kansas State (280)
- 12A. Randy Bielski, K, Towson State (311)
- 12B. Marvin Sims, RB, Clemson (324)
(From Denver for RB-Don Hardeman)

1981 (Pos: 12-11)

- 1A. Randy McMillan, RB, Pittsburgh (12)
- 1B. Donnell Thompson, DT, N. Carolina (18)
(From Minn. for D2a, D2b & D5-81)
- 2A. To Minnesota for D1-81
- 2B. To Minnesota for D1-81
- 3. Randy Van Diver, OT, Washington (68)
- 4. Tim Sherwin, TE, Boston College (94)
- 5. To Minnesota for D1-81
- 6. Bubba Green, DT, N. Carolina St. (149)
- 7. Obed Ariri, K, Clemson (178)
- 8A. Ken Sitton, DB, Oklahoma (204)
- 8B. Hosea Taylor, DT, Houston (220)
(From Phil. for OG-Ron Baker)
- 9. Tim Gooch, DE, Kentucky (233)
- 10A. Gregg Gerken, LB, N. Arizona (256)
(From S.F. for DT-Jim Krahl)
- 10B. Trent Bryant, DB, Arkansas (259)
- 11. Holden Smith, WR, California (288)
- 12. Eric Scoggins, LB, USC (315)

1982 (Pos: 2-1)

- 1A. Johnie Cooks, LB, Mississippi St. (2)
- 1B. Art Schlichter, QB, Ohio State (4)
(From L.A. for QB-Bert Jones)
- 2A. Leo Wisniewski, NT, Penn State (28)
- 2B. Rohn Stark, P, Florida State (34)
(From L.A. for QB-Bert Jones)
- 3. James Burroughs, DB, Michigan St. (57)
- 4. Mike Pagel, QB, Arizona State (84)
- 5. Terry Crouch, OG, Oklahoma (113)
- 6. Pat Beach, TE, Washington State (140)
- 7. Fletcher Jenkins, NT, Washington (169)
- 8. Tony Lola, OG, Arizona State (196)

FOOTBALL ADMINISTRATION
 FOOTBALL COACHING STAFF
 FOOTBALL OPERATIONS STAFF
 FOOTBALL PLAYERS
 2011 SEASON IN REVIEW
 COLTS HISTORY
 RECORDS
 COMMUNITY



ADMINISTRATION

- 9. Tony Berryhill, C, Clemson (225)
- 10. Tom Deery, DB, Widener (252)
- 11. Lamont Meacham, DB, W. Kentucky (280)
- 12. Johnny Wright, RB, S. Carolina (307)

1983 (Pos: 1st)

- 1. John Elway, QB, Stanford (1)
- 2. Vernon Maxwell, LB, Arizona State (29)
- 3. George Achica, NT, USC (57)
- 4. Phil Smith, WR, San Diego State (85)
- 5. Sid Abreuowitz, OT, Tulsa (113)
- 6A. To San Diego for K-Mike Wood
- 6B. Grant Feasel, C, Abilene Christian (From S.D. for DB-Bruce Laird) (161)
- 7. Alvin Moore, RB, Arizona State (169)
- 8. To Denver for OT-Glenn Hyde
- 9A. Jim Mills, OT, Hawaii (225)
- 9B. Chris Rose, OT, Stanford (From Atl. for P-Dave Smigelsky) (241)
- 10. Ronald Hopkins, DB, Murray St. (252)
- 11. Jim Bob Taylor, QB, Georgia Tech (280)
- 12. Carl Williams, WR, Tex. Southern (308)

1984 (Pos: 8th)

- 1A. Leonard Coleman, DB, Vanderbilt (8)
 - 1B. Ron Solt, OG, Maryland (19) (From Denver for QB-John Elway)
 - 2. Blaise Winter, DT, Syracuse (35)
 - 3. Chris Scott, DT, Purdue (66)
 - 4A. Craig Curry, DB, Texas (93)
 - 4B. George Wonsley, RB, Miss. St. (From Seattle for WR-Roger Carr) (103)
 - 5A. Golden Tate, WR, Tennessee St. (120)
 - 5B. Kevin Call, OT, Colorado State (From Seattle for OG-Robert Pratt) (130)
 - 6. Dwight Beverly, RB, Illinois (147)
 - 7. To Det. for OT-Karl Baldischwiler
 - 8. Eugene Daniel, DB, Louisiana St. (205)
 - 9. To Dallas for K-Raul Allegre
 - 10. To Detroit for WR-Tracy Porter
 - 11. Bob Stowe, OT, Illinois (290)
 - 12. Steve Hathaway, DE, W. Virginia (317)
- USFL SUPPLEMENTAL DRAFT**
- 1. Paul Bergmann, TE, UCLA
 - 2. Albert Bentley, RB, Miami
 - 3. Byron Smith, DT, California

1985 (Pos: 5-4)

- 1. Duane Bickett, LB, USC (5)
- 2. Don Anderson, DB, Purdue (32)
- 3. Anthony Young, DB, Temple (61)



Duane Bickett was the first pick for Indianapolis in the 1985 NFL Draft.

- 4. Willie Broughton, DE, Miami (88)
- 5. Roger Caron, OT, Harvard (117)
- 6. To Dallas for OT-Steve Wright

- 7. James Harbour, WR, Mississippi (173)
- 8. Ricky Nichols, WR, East Carolina (200)
- 9. Mark Boyer, TE, USC (229)
- 10. Andre Pinesett, DT, Cal-Fullerton (256)
- 11. To L.A. for DB-George Radachowsky
- 12. David Burnette, OT, C. Arkansas (312)

1986 (Pos: 7-6-5-4)

- 1A. Jon Hand, DE, Alabama (4) (From N.O. for D1 & D3-86)
- 2B. Jack Trudeau, QB, Illinois (47) (From Dallas in D2 swap for QB-Gary Hogeboom)
- 3. To New Orleans for D1-86
- 4. Bill Brooks, WR, Boston University (86)
- 5A. Scott Kellar, DT, Northern Illinois (117)
- 5B. Gary Walker, C, Boston University (From S.D. for LB-Vernon Maxwell) (124)
- 6. To L.A. for D7a, D7b & D12-86
- 7A. Steve O'Malley, NT, N. Illinois (171)
- 7B. Chris White, K, Illinois (172) (From L.A. for D6-86)
- 7C. Tommy Sims, DB, Tennessee (190) (From L.A. for D6-86)
- 8. Trell Hooper, DB, Memphis State (198)
- 9. Bob Brotzki, OT, Syracuse (228)
- 10A. To St. Louis for LB-Dave Ahrens
- 10B. Pete Anderson, C, Georgia (From S.D. for QB-Mark Herrmann) (266)
- 11. To Buffalo for QB-Matt Kofler
- 12A. Steve Wade, DT, Vanderbilt (309)
- 12B. Isaac Williams, DT, Florida State (From L.A. for D6-86) (326)

1987 (Pos: 2nd)

- 1. Cornelius Bennett, LB, Alabama (2)
- 2. To Wash. for WR-Walter Murray
- 3. Chris Gambol, OT, Iowa (58)
- 4. Randy Dixon, OT, Pittsburgh (85)
- 5. Roy Banks, WR, Eastern Illinois (114)
- 6. Freddie Robinson, DB, Alabama (142)
- 7. Mark Bellini, WR, Brigham Young (170)
- 8. To Tampa Bay for DB-John Holt
- 8A. Chuckie Miller, DB, UCLA (200) (From Buffalo for OT-Roger Caron)
- 9A. To N.Y. Giants for DB-Kenny Daniel
- 9B. Bob Ontko, LB, Penn State (247) (From Cleve. for QB-Mike Pagel)
- 10. Chris Goode, DB, Alabama (253)
- 11. Jim Reynosa, DE, Arizona State (281)
- 12. David Adams, RB, Arizona (309)

1988 (Pos: 21-20-22)

- 1. To L.A. for RB-Eric Dickerson
- 2. To L.A. for RB-Eric Dickerson
- 3. Chris Chandler, QB, Washington (76)
- 4. Michael Ball, DB, Southern Univ. (104)
- 5. John Baylor, DB, S. Mississippi (129)
- 6. To Wash. for WR-Clarence Verdin
- 7. To N.Y. Giants for DT-Jerome Sally
- 8. To Buffalo for OT-Roger Caron
- 9. Jeff Herrod, LB, Mississippi (243)
- 10. O'Brien Alston, LB, Maryland (270)
- 11. Donnie Dee, TE, Tulsa (297)
- 12A. Aatron Kenney, WR, Wis.-St. Point (From Det. for QB-Derrick Ramsey) (308)
- 12B. Tim Vesling, K, Syracuse (327)

1989 (Pos: 15-17-16)

- 1A. To Seattle for LB-Freddy Young
- 1B. Andre Rison, WR, Michigan State (22) (From Phil. for OG-Ron Solt)

- 2. To L.A. for RB-Eric Dickerson
- 3. Mitchell Benson, DT, TCU (72)
- 4. Pat Tomberlin, OT, Florida State (99)
- 5. To Washington for D4 & D8-90
- 6. Quintus McDonald, LB, Penn St. (155)
- 7A. Ivy Joe Hunter, RB, Kentucky (182)
- 7B. Charles Washington, DB, Cameron (From NYG for TE-Tim Sherwin) (185)
- 8. Kurt Larson, LB, Michigan State (212)
- 9. William Mackall, WR, Tenn.-Martin (239)
- 10. Jim Thompson, OT, Auburn (266)
- 11. Wayne Johnson, QB, Georgia (296)
- 12A. William Dubose, RB, S.C. State (From T.B. for QB-Joe Ferguson) (314)
- 12B. Steve Taylor, QB, Nebraska (323)

1990 (Pos: 12-11-14-13)

- 1A. Jeff George, QB, Illinois (1) (From Atl. for OT-Chris Hinton, WR-Andre Rison, DS-90 & D1-91)
- 1B. To Seattle for LB-Freddy Young
- 2. Anthony Johnson, RB, Notre Dame (36)
- 3. To San Diego for LB-Chip Banks
- 4A. Stacey Simmons, WR, Florida (83) (From Atl. with rights to D1-90)
- 4B. William Schultz, OG, USC (94)
- 4C. Alan Grant, DB, Stanford (103) (From Washington for D5-89)
- 4D. Pat Cunningham, OT, Texas A&M (From Phil. for OG-Ron Solt) (106)
- 5. To Atlanta for D1 & D4-90
- 6. Tony Walker, LB, SE Missouri St. (148)
- 7. James Singletary, LB, E. Carolina (179)
- 8A. Ken Clark, RB, Nebraska (206)
- 8B. Harvey Wilson, DB, Southern Univ. (From Washington for D5-89) (213)
- 9. Darvell Huffman, WR, Boston Univ. (232)
- 10. To Dallas for OT-Zefross Moss
- 11. Camel Smith, DE, Pittsburgh (290)
- 12A. Gene Benhart, QB, W. Illinois (311) (From S.D. for DB-Leonard Coleman)
- 12B. Dean Brown, OG, Notre Dame (316)

1991 (Pos: 14-13)

- 1. To Atlanta for D1 & D4-90
- 2. Shane Curry, DE, Miami (40)
- 3. Dave McCloughan, DB, Colorado (69)
- 4. Mark Vander Pool, OT, Colorado (96)
- 5. Kerry Cash, TE, Texas (125)
- 6. Mel Agee, DE, Illinois (152)
- 7. James Bradley, WR, Michigan St. (181)
- 8. Tim Bruton, TE, Missouri (208)
- 9. Howard Griffith, RB, Illinois (236)
- 10. Frank Giannetti, LB, Penn State (263)
- 11. Jerry Crafts, OT, Louisville (292)
- 12. Rob Luedeke, C, Penn State (319)

1992 (Pos: 1st)

- 1A. Steve Emtman, DT, Washington (1)
- 1B. Quentin Coryatt, LB, Texas A&M (2) (From T.B. for QB-Chris Chandler)
- 2. Ashley Ambrose, DB, Miss. Val. St. (29)
- 3. To L.A. for OT-Irv Pankey
- 4A. Rodney Culver, RB, Notre Dame (85)
- 4B. Anthony McCoy, NT, Florida (From Raid. for RB-Eric Dickerson) (105)
- 5. Maury Toy, RB, UCLA (113)
- 6. Shoun Habersham, WR, UT-Chat. (141)
- 7. Derek Steele, DE, Maryland (169)
- 8A. Jason Belsler, DB, Oklahoma (197)
- 8B. Ronald Humphrey, RB, Miss. Val. St. (From Raid. for RB-Eric Dickerson) (212)
- 9. Eddie Miller, WR, South Carolina (225)

COACHING STAFF

FOOTBALL OPERATIONS

FOOTBALL STAFF

PLAYERS

2011 SEASON IN REVIEW

COLTS HISTORY

RECORDS

COLTS IN THE COMMUNITY



- 10. Stephen Grant, LB, West Virginia (253)
- 11. To L.A. for OT-Irv Pankey
- 12. Michael Brandon, DE, Florida (309)

1993 (Pos: 16-15-17)

- 1. Sean Dawkins, WR, California (16)
- 2A. To Pittsburgh for D2 & D4-93
- 2B. Roosevelt Potts, RB, NE Louisiana (49)
(From Pittsburgh for D2-93)
- 3A. Ray Buchanan, DB, Louisville (65)
(From L.A. for D3 & D5-93)
- 3B. To L.A. D3-93
- 4A. Derwin Gray, DB, Brigham Young (92)
(From Chicago for D4 & D6-93)
- 4B. To Chicago for D4-93
- 4C. Devon McDonald, LB, Notre Dame (107)
(From Pittsburgh for D2-93)
- 5. To L.A. for D3-93
- 6A. Carlos Etheredge, TE, Miami (157)
- 6B. To Chicago for D4-93
- 7. Lance Lewis, RB, Nebraska (184)
- 8. Marquise Thomas, LB, Mississippi (211)

1994 (Pos: 2-3)

- 1A. Marshall Faulk, RB, San Diego St. (2)
- 1B. Trev Alberts, LB, Nebraska (5)
(From L.A. for D1 & D3-94)
- 2. Eric Mahlum, OG, California (32)
- 3A. Jason Mathews, OT, Texas A&M (67)
- 3B. To L.A. for D1-94
- 4. Bradford Banta, TE, USC (106)
- 5. John Covington, DB, Notre Dame (133)
- 6. Lamont Warren, RB, Colorado (164)
- 7. Lance Teichelman, DL, Texas A&M (196)

1995 (Pos: 15-16)

- 1. Ellis Johnson, DE/T, Florida (15)
- 2. Ken Dilger, TE, Illinois (48)
- 3. Zack Crockett, RB, Florida State (79)
- 4. Ray McElroy, DB, Eastern Illinois (114)
- 5. Derek West, OT, Colorado (149)
- 6. Brian Gelzheiser, LB, Penn State (187)
- 7. Jessie Cox, LB, Texas-Southern (223)

1996 (Pos: 22-21-20-19-18)

- 1A. Marvin Harrison, WR, Syracuse (19)
(From Atl. in QB-Jeff George trade)
- 1B. To T.B. for QB-Craig Erickson
- 2. Dedic Mathis, DB, Houston (51)
- 3. Scott Slutzker, TE, Iowa (82)
- 4. Brian Milne, RB, Penn State (115)
- 5. Steve Martin, DT, Missouri (151)
- 6A. Keith Conley, OT, Penn State (191)
- 6B. Mike Cawley, QB, James Madison (205)
(Compensatory Pick)
- 7. Adrian Robinson, DB, Baylor (232)

1997 (Pos: 19-18-17-21-20)

- 1. Tarik Glenn, OT, California (19)
- 2. Adam Meadows, OT, Georgia (48)
- 3A. To San Francisco for D3-97, D5-97
- 3B. Bert Berry, LB, Notre Dame (84)
(From San Francisco for D3-97)
- 4. Delmonico Montgomery, DB, Houston (117)
- 5A. Nathaniel Jacquet, WR, San Diego St. (150)
- 5B. Carl Powell, DE, Louisville (156)
(From San Francisco for D3-97)
- 6. Scott Von Der Ahe, LB, Arizona St. (182)
- 7. Clarence Thompson, DB, Knoxville College (219)

1998 (Pos: 1st)

- 1. Peyton Manning, QB, Tennessee (1)
- 2. Jerome Pathon, WR, Washington (32)
- 3A. To Carolina for President Bill Polian
- 3B. E.G. Green, WR, Florida State (71)
(From Baltimore for QB-Jim Harbaugh)
- 4A. To Baltimore for QB-Jim Harbaugh
- 4B. Steve McKinney, OG, Texas A&M (93)
(From Balt. for D4-98, D5-98, D6-98)
- 4C. To Baltimore for D4-98
- 5A. To Baltimore for D4-98
- 5B. Antony Jordan, LB, Vanderbilt (135)
(From Cincinnati for QB-Paul Justin)
- 6. To Baltimore for D4-98
- 7A. Aaron Taylor, OL, Nebraska (190)
- 7B. Cory Gaines, DB, Tennessee (231)
(Compensatory Pick)



Colts 1999 draft selection, running back Edgerin James, leads the franchise in career rushing yardage (9,226).

1999 (Pos: 4-3-2)

- 1. Edgerin James, RB, Miami (4)
- 2A. To Carolina for DB-Tyrone Poole
- 2B. Mike Peterson, LB, Florida (36)
(From St. Louis for RB-Marshall Faulk)
- 3. Brandon Burlsworth, OG, Arkansas (63)
(From St. Louis for RB-Marshall Faulk)
- 4A. Paul Miranda, DB, Central Florida (96)
(From S.F. for D4-99, D6-99)
- 4B. To S.F. with D6-99 for D4-99
- 5A. To Pittsburgh for LB-Steven Conley
- 5B. Brad Scioli, DE, Penn State (138)
(From St. Louis for RB-Marshall Faulk)
- 6. To S.F. with D4-99 for D4-99
- 7A. Hunter Smith, P, Notre Dame (210)
- 7B. Corey Terry, LB, Tennessee (250)
(Compensatory Pick)

2000 (Pos: 28)

- 1. Rob Morris, LB, Brigham Young (28)
- 2. Marcus Washington, LB, Auburn (59)
- 3. David Macklin, DB, Penn State (91)
- 4. Josh Williams, DT, Michigan (122)
- 5A. Matt Johnson, OG, Brigham Young (138)
- 5B. To New Orleans with D6-00 for D5-00
- 6. To New Orleans with D5-00 for D5-00
- 7A. Rob Penes, DT, Michigan (235)
- 7B. Rodregis Brooks, DB, Ala. Birm. (238)
(From Oakland for D6-01)

2001 (Pos: 22-21-23)

- 1A. To N.Y. Giants for D1, D3, D6-01
- 1B. Reggie Wayne, WR, Miami (30)
(From N.Y. Giants for D1-01)
- 2A. Idrees Bashir, DB, Memphis (37)
(From Dallas for D2, D3-01)
- 2B. To Dallas for D2-01

- 3A. To Dallas for D2-01
- 3B. Cory Bird, DB, Virginia Tech (91)
(From N.Y. Giants for D1-01)
- 4. Ryan Diem, OG, Northern Illinois (118)
- 5. Raymond Walls, DB, Southern Mississippi (152)
- 6A. To Oakland for D7-00
- 6B. Jason Doering, DB, Wisconsin (193)
(From N.Y. Giants for D1-01)
- 7. Rick DeMulling, OG, Idaho (220)

2002 (Pos: 11-10-9-8)

- 1. Dwight Freeney, DE, Syracuse (11)
- 2. Larry Triplett, DT, Washington (42)
- 3. Joseph Jefferson, DB, W. Kentucky (74)
- 4. David Thornton, LB, North Carolina (106)
- 5. To Seattle for QB-Brock Huard
- 6A. David Pugh, DT, Virginia Tech (182)
- 6B. James Lewis, DB, Miami (183)
(From St. Louis for WR-Terrence Wilkins)
- 6C. Brian Allen, RB, Stanford (204)
(From St. Louis for P-John Baker)
- 7. Josh Mallard, DE, Georgia (220)

2003 (Pos: 24-26-25)

- 1. Dallas Clark, TE, Iowa (24)
- 2. Mike Doss, DB, Ohio State (58)
- 3. Donald Strickland, DB, Colorado (90)
- 4. Steve Scullio, OG, Marshall (122)
- 5A. Robert Mathis, DE, Alabama A&M (138)
(From Houston for D4-04)
- 5B. Keyon Whiteside, LB, Tennessee (162)
- 6A. Cato June, DB, Michigan (198)
- 6B. Makoa Freitas, OT, Arizona (208)
(Compensatory)
- 7. To New Orleans for RB-Ricky Williams

2004 (Pos: 29-28-27-26)

- 1. To Atlanta with D3-04 for D2, D3, D4-04
- 2A. To Pittsburgh for D2, D4-04
- 2B. (From Atl. with D3, D4-04 for D1, D3-04)
- 3. Bob Sanders, DB, Iowa (44)
(From Pittsburgh with D4-04 for D2-04)
- 3A. To Clev. with D5-04 for D3, D5, D6-04
- 3B. Ben Hartsock, TE, Ohio State (68)
(From Cle. with D5, D6-04 for D2, D5-04)
- 3C. Gilbert Gardner, LB, Purdue (69)
(From Atl. with D2, D4-04 for D1, D3-04)
- 3D. To Atlanta with D1-04 for D2, D3, D4-04
- 4. Kendrick Pope, LB, Florida State (107)
(From Pittsburgh with D2-04 for D2-04)
- 4B. To Houston for DE-Robert Mathis
- 4C. Jason David, DB, Washington State (125)
(From Atl. with D2, D3-04 for D1, D3-04)
- 5A. Jake Scott, OT, Idaho (141)
(From Cle. with D3, D6-04 for D2, D5-04)
- 5B. To Cle. with D2-04 for D3, D5, D6-04
- 6A. Von Hutchins, DB, Mississippi (173)
(From Cle. with D3, D5-04 for D2, D5-04)
- 6B. Jim Sorgi, QB, Wisconsin (193)
- 7A. To Tampa Bay for DB-David Gibson
- 7B. David Kimball, K, Penn State (229)
(From St. Louis for DB-Rich Coady)

2005 (Pos: 29-28)

- 1. Marlin Jackson, DB, Michigan (29)
- 2. Kelvin Hayden, DB, Illinois (60)
- 3. Vincent Burns, DT, Kentucky (92)
- 4A. Dylan Gang, C/G, Texas Tech (129)
- 4B. Matt Giordano, DB, California (135)
(Compensatory)
- 5A. Jonathan Welsh, DE, Wisconsin (148)

ADMINISTRATION

COACHING STAFF

FOOTBALL OPERATIONS

FOOTBALL STAFF

PLAYERS

2011 SEASON IN REVIEW

COLTS HISTORY

RECORDS

COLTS IN THE COMMUNITY



(From Philadelphia for D4-06)

- 5B. Rob Hunt, C/G, North Dakota State (165)
- 5C. Tyjuan Hagler, LB, Cincinnati (Compensatory)
- 6. Dave Rayner, K, Michigan State (202)
- 7. Anthony Davis, RB, Wisconsin (243)

2006 (Pos: 30)

- 1. Joseph Addai, RB, Louisiana State (30)
- 2. Tim Jennings, DB, Georgia (62)
- 3. Freddy Keiaho, LB, San Diego State (94)
- 4. To Philadelphia for DE-Jonathan Welsh
- 5. Michael Toudouze, OT, Texas Christian (162)
- 6A. Charlie Johnson, OT, Oklahoma State (199)
- 6B. Antoine Bethea, DB, Howard (Compensatory) (207)
- 7. T.J. Rushing, DB, Stanford (238) (From Tennessee for D6-07)

2007 (Pos: 32)

- 1. Anthony Gonzalez, WR, Ohio State (32)
- 2A. Tony Ugho, OT, Arkansas (42) (From San Francisco for D4a-07, D1-08)
- 2B. To Tampa Bay for DT-Booger McFarland
- 3A. Daymeion Hughes, DB, California (95)
- 3B. Quinn Pitcock, DT, Ohio State (98) (Compensatory)
- 4A. To San Francisco with D1-08 for D2a-07 (From New Orleans for DB-Jason David)
- 4B. Brannon Condren, DB, Troy (131)
- 4C. Clint Session, LB, Pittsburgh (136) (Compensatory)
- 5A. Roy Hall, WR, Ohio State (169)
- 5B. Michael Coe, DB, Alabama State (Compensatory) (173)
- 6. To Tennessee for DB-T.J. Rushing
- 7. Keyurita Dawson, DE, Texas Tech (242)

2008 (Pos: 29-28-30)

- 1. To San Francisco with D4a-07 for D2-07
- 2. Mike Pollak, OG, Arizona State (59)
- 3. Phillip Wheeler, LB, Georgia Tech (93)
- 4. Jacob Tamme, TE, Kentucky (127)
- 5. Marcus Howard, DE, Georgia (161)
- 6A. Tom Santi, TE, Virginia (196)
- 6B. Steve Justice, C, Wake Forest (201) (Compensatory)
- 6C. Mike Hart, RB, Michigan (202) (Compensatory)
- 6D. Pierre Garcon, WR, Mount Union (205) (Compensatory)
- 7. Jamey Richard, OG, Buffalo (236)

2009 (Pos: 27-29-28)

- 1. Donald Brown, RB, Connecticut (27)
- 2A. Fili Moala, DT, Southern California (56) (From Miami for D2b-09, D5-09)
- 2B. To Miami with D5-09 for D2a-09
- 3. Jeraud Powers, DB, Auburn (92)
- 4A. Austin Collie, WR, Brigham Young (127)
- 4B. Terrance Taylor, DT, Michigan (136) (Compensatory)
- 5. To Miami with D2b-09 for D2a-09
- 6. Curtis Painter, QB, Purdue (201)
- 7A. Pat McAfee, P, West Virginia (222) (From Philadelphia for D6-10)
- 7B. Jaimie Thomas, OG, Maryland (236)

2012 (Pos: 1-2)

- 1. Andrew Luck, QB, Stanford (1)
- 2. Coby Fleener, TE, Stanford (34)
- 3. Dwayne Allen, TE, Clemson (64)
- 3. T.Y. Hilton, WR, Florida International (92) (From San Francisco for D4-11, D5-13)
- 5. Josh Chapman, DT, Alabama (136)
- 5. Vick Ballard, RB, Mississippi (170)
- 6. LaVon Brazill, WR, Ohio (206)
- 7. Justin Anderson, OG, Georgia (208)
- 7. Tim Fugger, LB, Vanderbilt (214) (From Jacksonville through the New York Jets for D6-12)
- 7. Chandler Harnish, QB, Northern Ill. (253)

2010 (Pos: 22-21-23)

- 1. Jerry Hughes, DE, Texas Christian (31)
- 2. Pat Angerer, LB, Iowa (63)
- 3. Kevin Thomas, DB, USC (94)
- 4. Jacques McClendon, OG, Tennessee (129)
- 5. Brody Eldridge, TE, Oklahoma (162)
- 6. To Philadelphia for D7a-09
- 7A. Ricardo Mathews, DT, Cincinnati (238)
- 7B. Kavell Conner, LB, Clemson (240) (Compensatory)
- 7C. Ray Fisher, DB, Indiana (246) (Compensatory)



Offensive tackle Anthony Castonzo was the 22nd overall pick by the Colts in 2011.

2011 (Pos: 31)

- 1. Anthony Castonzo, OT, Boston College (22)
- 2A. Ben Ijalana, OG, Villanova (49) (From Washington for D2b-11, D5-11)
- 2B. To Washington with D5-11 for D2a-11
- 3. Drake Nevis, DT, Louisiana State (87)
- 4. Delone Carter, RB, Syracuse (119)
- 5. To Washington with D2b-11 for D2a-11
- 6. Chris Rucker, DB, Michigan State (188)
- 7. To Washington for DB-Justin Tyron

ADMINISTRATION

COACHING STAFF

FOOTBALL OPERATIONS

FOOTBALL STAFF

PLAYERS

2011 SEASON IN REVIEW

COLTS HISTORY

RECORDS

COLTS IN THE COMMUNITY



FREE AGENCY (1993-2011)

2011

Players Signed by Colts (6): WR-Donnie Avery (Tennessee); OL-Mike McGlynn (Cincinnati); DT-Brandon McKinney (Baltimore); DL-Cory Redding (Baltimore); C-Samson Satele (Oakland); Tom Zbikowski (Baltimore).

Former Colts Signed by Other Clubs (13): DE-Jamaal Anderson (Cincinnati); FS-Stevie Brown (New York Giants); FB-Jerome Felton (Minnesota); WR-Pierre Garcon (Washington); WR-Anthony Gonzalez (New England); CB-Jacob Lacey (Detroit); DT-Dan Muir (Green Bay); OT-Quinn Ojinnaka (St. Louis); QB-Dan Orlovsky (Tampa Bay); C-Mike Pollak (Carolina); C-Jeff Saturday (Green Bay); TE-Jacob Tamme (Denver); Philip Wheeler (Oakland).

2010

Players Signed by Colts (3): DE-Jamaal Anderson (Atlanta); DE-Tyler Brayton (Carolina); Ernie Sims (Philadelphia).

Former Colts Signed by Other Clubs (1): LB-Clint Session (Jacksonville).

2009

Players Signed by Colts (1): LB-Adam Seward (Carolina).

Former Colts Signed by Other Clubs (4): DB-Keiwan Ratliff (Pittsburgh); DT-Darrell Reid (Denver); Dominic Rhodes (Buffalo); Hunter Smith (Washington).

2008

Players Signed by Colts (0): None.

Former Colts Signed by Other Clubs (3): LB-Rocky Boiman (Philadelphia); DT-Dan Klecko (Philadelphia); OG-Jake Scott (Tennessee).

2007

Players Signed by Colts (2): OG-Rick DeMulling (Detroit); TE-Mike Seidman (Carolina).

Former Colts Signed by Other Clubs (4): DB-Jason David (New Orleans); DB-Nick Harper (Tennessee); LB-Cato June (Tampa Bay); RB-Dominic Rhodes (Oakland).

2006

Players Signed by Colts (1): K-Adam Vinatieri (New England).

Former Colts Signed by Other Clubs (4): RB-Edgerrin James (Arizona); LB-David Thornton (Tennessee); DT-Larry Tripplett (Buffalo); K-Mike Vanderjagt (Dallas).

2005

Players Signed by Colts (1): DT-Corey Simon (Philadelphia).

Former Colts Signed by Other Clubs (3): DB-Idrees Bashir (Carolina); OG-Rick DeMulling (Detroit); LB-Jim Nelson (Baltimore).

2004

Players Signed by Colts (0): None.

Former Colts Signed by Other Clubs (4): WR-JaJuan Dawson (New York Giants); DB-David Macklin (Arizona); LB-Marcus Washington (Washington); WR-Terrence Wilkins (Miami).

2003

Players Signed by Colts (4): DB-Rich Coady (Tennessee); LB-Jim Nelson (Minnesota); DT-Montae Reagor (Denver); WR-Brandon Stokley (Baltimore).

Former Colts Signed by Other Clubs (3): RB-Jim Finn (New York Giants); DE-Chukie Nwokorie (Green Bay); LB-Mike Peterson (Jacksonville).

2002

Players Signed by Colts (5): DT-James Cannida (Tampa Bay); LB-Greg Favors (Tennessee); DB-Walt Harris (Chicago); WR-Qadry Ismail (Baltimore); C/G-Jim Pyne (Philadelphia).

Former Colts Signed by Other Clubs (5): OG-Steve McKinney (Houston); OG-Larry Moore (Washington); WR-Jerome Pathon (New Orleans); LB-Ryan Phillips (New England); WR-Tony Simmons (Houston).

2001

Players Signed by Colts (2): DT-Christian Peter (New York Giants); LB-Mike Morton (Green Bay).

Former Colts Signed by Other Clubs (2): DB-Jason Belsler (Kansas City); Bernard Whittington (Cincinnati).

2000

Players Signed by Colts (1): DL-Bernard Holsey (New York Giants).

Former Colts Signed by Other Clubs (0): None.

1999

Players Signed by Colts (7): LB-Jeff Brady (Carolina); DE-Chad Bratzke (New York Giants); QB-Stoney Case (Arizona); DB-Chad Cota (New Orleans); RB-Darick Holmes (Green Bay); OL-Sale Isaia (Baltimore); DE-Shawn King (Carolina).

Former Colts Signed by Other Clubs (4): P-Chris Gardocki (Cleveland); DB-Tim Hauck (Philadelphia); WR-Torrance Small (Philadelphia); DL-Jeff Zgonina (St. Louis).

1998

Players Signed by Colts (5): LB-Myron Baker (Carolina); DB-Jeff Burris (Buffalo); LB-Jeff Herrod (Philadelphia); OG-Tom Myslinski (Pittsburgh); WR-Torrance Small (St. Louis).

Former Colts Signed by Other Clubs (4): WR-Sean Dawkins (New Orleans); DB-Derwin Gray (Carolina); OT-Jason Mathews (Tampa Bay); WR-Brian Stablein (New England).

ADMINISTRATION

COACHING
STAFFFOOTBALL
OPERATIONSFOOTBALL
STAFF

PLAYERS

2011 SEASON
IN REVIEWCOLTS
HISTORY

RECORDS

COLTS IN THE
COMMUNITY



FREE AGENCY CONT... (1993-2011)

1997

Players Signed by Colts (3): DB-Robert Blackmon (Seattle); DE-Al Fontenot (Chicago); DB-Carlton Gray (Seattle).
Former Colts Signed by Other Clubs (2): DB-Ray Buchanan (Atlanta-transitional); DT-Tony Siragusa (Baltimore).

1996

Players Signed by Colts (5): LB-Elijah Alexander (Denver); OT-Troy Auzenne (Chicago); DB-Derrick Frazier (Philadelphia); C/G-Jay Leeuwenburg (Chicago); OL-Doug Widell (Detroit).
Former Colts Signed by Other Clubs (3): DB-Ashley Ambrose (Cincinnati); OG-Joe Staysniak (Green Bay); OT-Will Wolford (Pittsburgh).

1995

Players Signed by Colts (3): WR-Willie "Flipper" Anderson (St. Louis Rams); P-Chris Gardocki (Chicago); TE-Ed West (Green Bay).
Former Colts Signed by Other Clubs (7): K-Dean Biasucci (Pittsburgh); TE-Kerry Cash (Oakland Raiders); OL-Cecil Gray (Oakland Raiders); QB-Dom Majkowski (Detroit); OT-Zefross Moss (Detroit); DT-Thomas Sims (Minnesota); P-Rohn Stark (Pittsburgh).

1994

Players Signed by Colts (2): LB-Tony Bennett (Green Bay); WR-Floyd Turner (New Orleans).
Former Colts Signed by Other Clubs (0): None.

1993

Players Signed by Colts (3): WR-Aaron Cox (Rams); C-Kirk Lowdermilk (Minnesota); OT-Will Wolford (Buffalo).
Former Colts Signed by Other Clubs (2): WR-Bill Brooks (Buffalo); DB-Mike Prior (Green Bay).

"PLAN B" FREE AGENCY (1989-92)

1992

Players Signed by Colts (5): WR-Reggie Langhorne (Cleveland); OL-Trevor Matich (New York Jets); OG-Ron Solt (Philadelphia); P/QB-Tom Tupa (Phoenix); LB-Carl Zander (Cincinnati).
Former Colts Signed by Other Clubs (9): OL-Brian Baldinger (Buffalo); TE-Pat Beach (New York Jets); OL-Brian Blados (Seattle); QB-Rusty Hilger (Seattle); LB-Matt Jaworski (Pittsburgh); LB-Brian Jones (Miami); RB-Bruce Perkins (Cleveland); DB-Keith Taylor (New Orleans); DB-Charles Washington (Green Bay).

1991

Players Signed by Colts (2): DL-Travis Davis (New Orleans); LB-Cedric Figaro (San Diego).
Former Colts Signed by Other Clubs (6): LB-O'Brien Alston (Los Angeles Raiders); DL-Jeff Faulkner (Phoenix); RB-Ivy Joe Hunter (New England); LB-Kurt Larson (Green Bay); TE-Eugene Riley (Detroit); LB-Matt Vanderbeek (Minnesota).

1990

Players Signed by Colts (0): None.
Former Colts Signed by Other Clubs (8): TE-Mark Boyer (New York Jets); TE-John Brandes (Washington); DE-Ezra Johnson (Houston); LB-Cliff Odom (Miami); DB-Anthony Parker (New York Jets); DB-Bruce Plummer (San Diego); OG-Ben Utt (Atlanta); DB-Charles Washington (Kansas City).

1989

Players Signed by Colts (7): DB-Keith Bostic (Houston); LB-Phillip Brown (Atlanta); DL-Sam Clancy (Cleveland); C-Stan Eisenhooth (Seattle); DB-Bruce Plummer (Miami); WR-Clarence Weathers (Cleveland); DL-Mitch Willis (Atlanta).
Former Colts Signed by Other Clubs (7): WR-Mark Bellini (Phoenix); DT-Byron Darby (Los Angeles Rams); QB-Gary Hogeboom (Phoenix); LB-Barry Krauss (Cleveland); LB-Orlando Lowry (Kansas City); OT-Joel Patten (San Diego); DB-Willie Tulis (Detroit).

**List includes Unrestricted, Restricted and "Plan B" free agents and does not include free agents signed after being waived.*





COLTS REGULAR SEASON ATTENDANCE HISTORY BY OPPONENT

HOME GAMES						
OPPONENT	NO.	ATTENDANCE	LARGEST	DATE	SMALLEST	DATE
Patriots	36	1,913,456	67,476	11/15/09	34,127	12/20/81
Dolphins	34	1,857,312	61,282	12/14/97	19,073	1/2/83
Jets	33	1,677,697	67,222	12/27/09	34,927	10/11/87
Bills	32	1,659,949	61,139	10/20/97	37,927	9/30/79
Rams	21	1,118,831	60,239	1965-68	27,268	11/22/53
49ers	21	1,108,231	66,229	11/1/09	23,875	11/28/54
Lions	21	1,089,945	66,281	12/14/08	25,159	10/3/53
Packers	21	1,074,107	60,928	11/16/97	25,920	12/19/82
Titans	19	1,058,923	67,188	1/2/11	27,934	12/18/83
Bears	20	1,037,654	66,822	9/7/08	23,093	11/21/54
Redskins	16	876,312	60,763	11/7/77	32,944	12/23/56
Chargers	14	780,768	66,085	11/28/10	47,950	11/30/86
Browns	14	772,245	65,035	9/18/11	37,285	11/2/75
Bengals	14	710,584	67,404	11/14/10	23,598	12/5/82
Jaguars	11	660,220	67,147	12/19/10	55,770	9/21/03
Texans	10	603,304	66,363	11/1/10	56,132	10/26/03
Broncos	10	567,814	67,248	12/13/09	37,959	11/10/74
Steelers	9	521,555	66,309	9/25/11	42,575	11/3/57
Vikings	9	513,256	60,238	1966,68	53,645	12/16/62
Cardinals	10	511,683	60,274	9/16/84	32,782	11/22/81
Chiefs	9	466,114	66,869	10/10/10	29,936	12/21/80
Cowboys	7	421,657	67,471	12/5/10	56,860	10/31/99
Falcons	7	412,931	65,218	11/6/11	56,715	9/17/67
Eagles	7	382,593	60,240	12/6/70	44,952	12/19/93
Buccaners	6	312,178	60,468	12/27/87	39,756	9/9/79
Saints	5	271,884	60,238	12/10/67	48,480	9/27/98
Raiders	5	271,002	59,008	10/28/73	41,023	9/28/75
Giants	5	269,659	67,275	9/19/10	27,088	10/2/54
Ravens	4	236,545	66,153	10/12/08	56,174	10/13/02
Panthers	3	179,192	63,928	11/27/11	58,182	12/27/98
Seahawks	3	165,182	66,112	10/4/09	49,876	10/2/94
TOTAL	436	23,502,783				

ROAD GAMES

OPPONENT	NO.	ATTENDANCE	LARGEST	DATE	SMALLEST	DATE	OVERALL TOTAL
Dolphins	34	2,127,003	80,010	12/16/72	45,236	12/4/88	3,984,315
Patriots	36	1,903,297	68,756	2004, 05, 06, 10, 11	19,429	12/6/92	3,816,753
Bills	34	2,049,179	79,404	10/16/94	9,860	10/4/87	3,709,128
Jets	33	1,933,606	79,469	9/20/98	33,684	12/13/92	3,611,303
Rams	21	1,217,926	100,202	12/6/58	26,696	12/5/53	2,336,757
Lions	19	1,056,385	80,638	11/16/80	46,508	11/7/53	2,146,330
49ers	21	971,095	68,486	10/18/98	23,432	12/13/53	2,079,326
Bears	20	965,638	66,944	11/5/00	27,845	10/10/54	2,003,292
Titans	15	915,122	69,149	10/2/05	31,792	11/23/86	1,974,045
Packers	20	795,657	71,010	10/19/08	18,713	10/18/53	1,869,764
Browns	12	852,820	80,132	10/14/62	42,404	11/1/56	1,625,065
Redskins	13	656,084	87,883	10/17/10	23,566	10/31/54	1,532,396
Jaguars	11	697,330	73,114	10/3/04	45,037	11/9/03	1,357,550
Texans	10	705,690	71,444	9/11/11	69,204	9/22/02	1,308,994
Chargers	10	520,450	68,428	11/23/08	37,322	10/23/88	1,301,218
Bengals	11	580,454	65,995	11/20/05	43,991	12/7/80	1,291,038
Broncos	9	677,627	76,767	10/29/06	74,680	10/15/89	1,245,441
Vikings	13	607,484	63,585	9/14/08	30,787	9/23/62	1,120,740
Steelers	11	566,235	64,043	11/9/08	41,597	12/9/78	1,087,790
Chiefs	9	538,085	78,357	9/3/00	21,762	11/24/85	1,004,199
Eagles	10	596,792	72,200	11/15/81	27,813	11/15/53	979,385
Giants	9	584,627	78,622	9/10/06	33,982	11/13/55	854,286
Falcons	8	428,595	69,845	11/22/07	30,397	12/7/86	841,526
Cowboys	7	403,432	65,053	9/4/78	25,500	10/30/60	825,089
Cardinals	4	190,338	62,692	9/27/09	31,885	12/2/90	702,021
Saints	6	386,819	80,636	10/19/69	49,009	12/24/89	658,703
Ravens	6	421,801	71,320	11/22/09	68,898	11/29/98	658,346
Raiders	7	344,724	62,000	12/16/07	40,287	9/15/91	615,726
Buccaners	6	276,455	65,647	10/6/03	25,577	12/15/85	588,633
Seahawks	7	407,277	67,855	12/24/05	39,574	12/4/94	572,459
Panthers	2	123,846	74,005	10/28/07	49,841	12/3/95	303,038
TOTAL	434	24,501,873					48,004,656

ADMINISTRATION

COACHING STAFF

FOOTBALL OPERATIONS

FOOTBALL STAFF

PLAYERS

2011 SEASON IN REVIEW

COLTS HISTORY

RECORDS

COLTS IN THE COMMUNITY



COLTS IN OVERTIME

ADMINISTRATION

COACHING STAFF

FOOTBALL OPERATIONS

FOOTBALL STAFF

PLAYERS

2011 SEASON IN REVIEW

COLTS HISTORY

RECORDS

COLTS IN THE COMMUNITY

DATE	OPPONENT	SITE	COIN TOSS	SCORE	ELAPSED
12/28/58*	N.Y. Giants RESULT: Alan Ameche 1 run	New York	N.Y. Giants	W 23-17	8:15
12/26/65*	Green Bay RESULT: Don Chandler 25 FG	Green Bay	Green Bay	L 10-13	13:39
12/14/75	Miami RESULT: Toni Linhart 31 FG	Baltimore	Miami	W 10-7	12:44
12/24/77**	Oakland RESULT: Dave Casper 10 pass from Ken Stabler	Baltimore	Colts	L 31-37	15:43
9/9/79#	Tampa Bay RESULT: Neil O'Donoghue 31 FG	Baltimore	Colts	L 26-29	1:41
9/4/83#	New England RESULT: Johnie Cooks 52 fumble return	Foxboro	New England	W 29-23	0:30
9/25/83	Chicago RESULT: Raul Allegre 33 FG	Baltimore	Colts	W 22-19	4:51
9/4/88#	Houston RESULT: Tony Zendejas 35 FG	Indianapolis	Colts	L 14-17	3:51
10/29/89	New England RESULT: Greg Davis 51 FG	Indianapolis	New England	L 20-23	9:57
12/10/89	Cleveland RESULT: Mike Prior 58 interception return	Indianapolis	Cleveland	W 23-17	10:54
12/8/91	New England RESULT: Michael Timpson 45 pass from Hugh Millen	Foxboro	Colts	L 17-23	8:55
10/11/92	N.Y. Jets RESULT: Dean Biasucci 47 FG	Indianapolis	Colts	W 6-3	3:01
11/15/92	New England RESULT: Charlie Baumann 18 FG	Indianapolis	Colts	L 34-37	3:25
11/29/92	Buffalo RESULT: Dean Biasucci 40 FG	Indianapolis	Colts	W 16-13	3:51
9/3/95#	Cincinnati RESULT: Doug Pelfrey 47 FG	Indianapolis	Cincinnati	L 21-24	2:36
9/10/95	N.Y. Jets RESULT: Mike Cofer 52 FG	East Rutherford	N.Y. Jets	W 27-24	4:27
10/8/95	Miami RESULT: Cary Blanchard 27 FG	Miami	Colts	W 27-24	4:58
10/6/96	Buffalo RESULT: Steve Christie 39 FG	Buffalo	Colts	L 13-16	9:22
12/11/96	Buffalo RESULT: Cary Blanchard 49 FG	Indianapolis	Buffalo	W 13-10	8:14
9/27/98	New Orleans RESULT: Cam Cleeland 33 pass from Danny Wuerffel	Indianapolis	New Orleans	L 13-19	6:10
12/30/00*	Miami RESULT: Lamar Smith 17 run	Miami	Miami	L 17-23	11:26
11/24/02	Denver RESULT: Mike Vanderjagt 51 FG	Denver	Colts	W 23-20	5:38
10/6/03	Tampa Bay RESULT: Mike Vanderjagt 29 FG	Tampa Bay	Tampa Bay	W 38-35	11:13
10/12/03	Carolina RESULT: John Kasay 47 FG	Indianapolis	Carolina	L 20-23	5:39
12/26/04	San Diego RESULT: Mike Vanderjagt 30 FG	Indianapolis	Colts	W 34-31	2:47
1/13/09*	San Diego RESULT: Darren Sproles 22 run	San Diego	San Diego	L 17-23	6:20
12/15/10	Dallas RESULT: David Buehler 38 FG	Indianapolis	Colts	L 28-31	7:05
*Playoffs	**Playoffs (Double Overtime)	#Season Opener			

OVERALL	13-14	PLAYOFFS	1-4	BALTIMORE (1953-83)	INDIANAPOLIS (1984-Present)
Home	7-9	Home	0-1	Overall 4-3	Overall 9-11
Away	6-5	Away	1-3	Home 2-2	Home 5-7
				Away 2-1	Away 4-4
WIN COIN TOSS	6-7	LOSE COIN TOSS	7-7		

COLTS OVERTIME RECORDS BY OPPONENT

Buffalo	2-1	Denver	1-0	N.Y. Jets	2-0
Carolina	0-1	Green Bay	0-1	Oakland	0-1
Chicago	1-0	Miami	2-1	San Diego	1-1
Cincinnati	0-1	New England	1-3	Tampa Bay	1-1
Cleveland	1-0	New Orleans	0-1	Tennessee	0-1
Dallas	0-1	N.Y. Giants	1-0		



RECORDS



INDIVIDUAL RECORDS

National Football League records are indicated by an asterisk. Since the Colts joined the NFL in 1953, the league has increased the number of games played each season from 12 in 1953 to the current 16 in 1978. Here are the dates that the league increased the number of games played each season:

1953-60 12 games 1961-77 14 games 1978-2010 16 games

Note: The 1982 NFL regular season was reduced from 16 games to nine games because of a players' strike. The 1987 season was 15 games due to a players' strike.

SERVICE

MOST SEASONS

17	John Unitas, 1956-72
14	Peyton Manning, 1998-11
13	Raymond Berry, 1955-67
13	Eugene Daniel, 1984-96
13	Ray Donaldson, 1980-92
13	Marvin Harrison, 1996-08
13	David Lee, 1966-78
13	Gino Marchetti, 1953-64, 66
13	Rohn Stark, 1982-94
13	Dick Szymanski, 1955, 57-68
13	Jeff Saturday, 1999-11

MOST GAMES PLAYED

208	Peyton Manning, 1998-10
206	John Unitas, 1956-72
198	Eugene Daniel, 1984-96
197	Rohn Stark, 1982-94
197	Jeff Saturday, 1999-11
192	Justin Snow, 2000-11
190	Marvin Harrison, 1996-08
188	David Lee, 1966-78

MOST CONSECUTIVE GAMES PLAYED

208	Peyton Manning, 1998-10
192	Justin Snow, 2000-11
160	Hunter Smith, 1999-08
155	Jerry Logan, 1963-72

SCORING

MOST POINTS (CAREER)

995	Mike Vanderjagt, 1998-05
783	Dean Biasucci, 1984, 86-94
778	Marvin Harrison, 1996-08
678	Lenny Moore, 1956-67
594	Adam Vinatieri, 2006-11
586	Lou Michaels, 1964-69
458	Edgerrin James, 1999-05
442	Reggie Wayne, 2001-11
408	Raymond Berry, 1955-67
394	Toni Linhart, 1974-79

MOST POINTS (SEASON)

157	Mike Vanderjagt, 2003
145	Mike Vanderjagt, 1999
135	Cary Blanchard, 1996
129	Adam Vinatieri, 2010
125	Mike Vanderjagt, 2001
121	Mike Vanderjagt, 2000
121	Mike Vanderjagt, 2005
120	Lenny Moore, 1964
119	Mike Vanderjagt, 2004
118	Adam Vinatieri, 2007
117	Cary Blanchard, 1997
114	Dean Biasucci, 1988
113	Adam Vinatieri, 2006
112	Raul Allegre, 1983
110	Edgerrin James, 2000
109	Toni Linhart, 1976
106	Lou Michaels, 1967
104	Jim Martin, 1963
104	Lou Michaels, 1964
104	Mike Vanderjagt, 1998
103	Mike Vanderjagt, 2002

MOST POINTS (SEASON) cont...

103	Adam Vinatieri, 2008
102	Lou Michaels, 1968
102	Edgerrin James, 1999
101	Lou Michaels, 1965

MOST POINTS (ROOKIE)

112	Raul Allegre, 1983
102	Edgerrin James, 1999
93	Jim O'Brien, 1970
78	Curtis Dickey, 1980
72	Marshall Faulk, 1994

MOST POINTS (GAME)

24	Lenny Moore vs. Chi, Oct. 4, 1958
24	Lenny Moore vs. LA Rams, Oct. 16, 1960
24	Lenny Moore vs. Min, Oct. 1, 1961
24	Lydell Mitchell vs. Buf, Oct. 12, 1975
24	Eric Dickerson vs. Den, Oct. 31, 1988
24	Joseph Addai vs. Phil, Nov. 26, 2006
20	Reggie Wayne at Den, Oct. 29, 2006

MOST POINTS (ROOKIE-GAME)

24	Joseph Addai vs. Phil, Nov. 26, 2006
18	Billy Vessels vs. LA Rams, Nov. 25, 1956
18	Marshall Faulk vs. Hou, Sept. 4, 1994
18	Marvin Harrison at K.C., Dec. 15, 1996
18	Edgerrin James at Phil, Nov. 21, 1999
18	Edgerrin James at Cle, Dec. 26, 1999
16	Raul Allegre at Phil, Oct. 30, 1983

MOST CONSECUTIVE GAMES SCORING

118	Mike Vanderjagt, G10-1998/G16-2005
83	Adam Vinatieri, G1-2.6-2006/G16-2011
58	Lou Michaels, G13-1965/G14-1969
55	Steve Myhra, G8-1957/G14-1961
55	Dean Biasucci, G11-1987/G2-1991
44	Toni Linhart, G13-1974/G14-1977
44	Cary Blanchard, G5-1995/G16-1997
28	Jim O'Brien, G1-1970/G14-1971
27	Raul Allegre, G6-1984/G16-1985
26	Dean Biasucci, G2-5-1984, G1-1986/G9-1987
21	Steve Mike-Mayer, G12-1979/G16-1980

MOST CONSECUTIVE GAMES SCORING (ROOKIE)

14	Jim O'Brien, G1-14, 1970
11	Raul Allegre, G1-11, 1983
10	Buck McPhail, G1-10, 1953
7	Curtis Dickey, G7-13, 1980
5	Alan Ameche, G1-5, 1955
5	Steve Myhra, G8-12, 1957

MOST SEASONS LEADING TEAM

9	Dean Biasucci, 1986-94
8	Mike Vanderjagt, 1998-05
5	Lenny Moore, 1956-58, 60, 64
5	Adam Vinatieri, 2006-08, 10-11
4	Lou Michaels, 1965-68
4	Toni Linhart, 1974, 76-78

MOST CONSECUTIVE SEASONS LEADING TEAM

9	Dean Biasucci, 1986-94
8	Mike Vanderjagt, 1998-05
4	Lou Michaels, 1965-68
3	Lenny Moore, 1956-58
3	Jim O'Brien, 1970-72
3	Toni Linhart, 1976-78
3	Raul Allegre, 1983-85
3	Adam Vinatieri, 2006-08

MOST KICK-SCORING POINTS (GAME)

18	Lou Michaels vs. S.F., Sept. 25, 1966
17	Lou Michaels vs. StL., Oct. 12, 1964
17	Cary Blanchard at Buf, Sept. 21, 1997
17	Mike Vanderjagt vs. Den, Jan. 6, 2002
17	Mike Vanderjagt at Ten, Dec. 7, 2003
16	Lou Michaels at Chi, Nov. 8, 1964
16	Toni Linhart vs. Buf, Dec. 12, 1965
16	Raul Allegre at Phil, Oct. 30, 1983
16	Dean Biasucci at Mia, Nov. 15, 1987
16	Mike Vanderjagt vs. Balt, Oct. 13, 2002
15	(6 times)

MOST NON KICK-SCORING POINTS (SEASON)

120	Lenny Moore, 1964
110	Edgerrin James, 2000
102	Edgerrin James, 1999
92	Joseph Addai, 2007
90	Lenny Moore, 1961
90	Lydell Mitchell, 1975
90	Eric Dickerson, 1988
90	Marvin Harrison, 2001
90	Marvin Harrison, 2004

MOST SEASONS 100+ POINTS

8	Mike Vanderjagt, 1998-05
4	Lou Michaels, 1964-65, 67-68
4	Adam Vinatieri, 2006-08, 10
2	Cary Blanchard, 1996-97
2	Edgerrin James, 1999-00
1	Allegre/Biasucci/Linhart/Martin/Moore

MOST CONSECUTIVE SEASONS 100+ POINTS

8	Mike Vanderjagt, 1998-05
3	Adam Vinatieri, 2006-08
2	Lou Michaels, 1964-65, 67-68
2	Cary Blanchard, 1996-97
2	Edgerrin James, 1999-00

TOUCHDOWNS

MOST (CAREER)

128	Marvin Harrison, 1996-08
113	Lenny Moore, 1956-67
75	Edgerrin James, 1999-05
73	Reggie Wayne, 2001-11
68	Raymond Berry, 1955-67
58	Don McCauley, 1971-81
57	Tom Matte, 1961-72
51	Marshall Faulk, 1994-98
50	Jimmy Orr, 1961-70
48	Joseph Addai, 2006-11



MOST (SEASON)

- 20 Lenny Moore, 1964
- 18 Edgerrin James, 2000
- 17 Edgerrin James, 1999
- 15 Lenny Moore, 1961
- 15 Lydell Mitchell, 1975
- 15 Eric Dickerson, 1988
- 15 Marvin Harrison, 2001
- 15 Marvin Harrison, 2004
- 15 Joseph Addai, 2007

MOST (ROOKIE)

- 17 Edgerrin James, 1999
- 13 Curtis Dickey, 1980
- 12 Marshall Faulk, 1994
- 10 Dominic Rhodes, 2001
- 9 (3 times) Last: Rodney Culver, 1992

MOST (GAME)

- 4 Lenny Moore vs. Chi, Oct. 4, 1958
- 4 Lenny Moore vs. LA Rams, Oct. 16, 1960
- 4 Lenny Moore vs. Min, Oct. 1, 1961
- 4 Lydell Mitchell vs. Buf, Oct. 12, 1975
- 4 Eric Dickerson vs. Den, Oct. 31, 1988
- 4 Joseph Addai vs. Phil, Nov. 26, 2006
- 3 (40 times) Last: Dallas Clark vs. Den, Dec. 13, 2009

MOST (ROOKIE-GAME)

- 4 Joseph Addai vs. Phil, Nov. 26, 2006
- 3 Billy Vessels vs. LA Rams, Nov. 25, 1956
- 3 Marshall Faulk vs. Hou, Sept. 4, 1994
- 3 Marvin Harrison at K.C., Dec. 15, 1996
- 3 Edgerrin James at Phil, Nov. 21, 1999
- 3 Edgerrin James at Cle, Dec. 26, 1999
- 2 (28 times) Last: Javarrius James vs. Dal, Dec. 5, 2010

MOST CONSECUTIVE GAMES

SCORING TD

- 18 Lenny Moore, G7-9-1963, G1-1964/G1-1965
- 11 Lydell Mitchell, G6-1975/G2-1976
- 8 Edgerrin James, G3-10, 2005
- 7 Raymond Berry, G8-1959/G2-1960
- 7 Curtis Dickey, G7-13, 1980
- 6 Lenny Moore, G9-1957/G2-1958
- 6 Lenny Moore, G6-11, 1961
- 6 Tom Matte, G2-7, 1969
- 5 (10 times) Last: Reggie Wayne, G3-7, 2009

MOST CONSECUTIVE GAMES

SCORING TD (ROOKIE)

- 7 Curtis Dickey, G7-13, 1980
- 5 Alan Ameche, G1-5, 1955
- 4 Lenny Moore, G3-6-1956
- 4 Marshall Faulk, G8-11, 1994
- 4 James Mungro, G11-14, 2002
- 3 (5 times) Last: Austin Collie, G12-14, 2009

MOST SEASONS LEADING TEAM

- 6 Lenny Moore, 1956-58, 60-61, 64
- 5 Marvin Harrison, 1996, 01-02, 04, 06
- 4 Marshall Faulk, 1994-95, 97-98
- 4 Edgerrin James, 1999-00, 03, 05
- 3 Tom Matte, 1967-69
- 3 Curtis Dickey, 1980-81, 83

MOST CONSECUTIVE SEASONS

LEADING TEAM

- 3 Lenny Moore, 1956-58
- 3 Tom Matte, 1967-69
- 2 (10 times) Last: Marvin Harrison, 2001-02

MOST 10+ TD SEASONS

- 8 Marvin Harrison, 1999-06
- 5 Lenny Moore, 1957-58, 60-61, 64
- 4 Edgerrin James, 1999-00, 03, 05
- 3 Tom Matte, 1967-69
- 3 Marshall Faulk, 1994-95, 98
- 3 Reggie Wayne, 2004, 07, 09
- 2 Addai/Berry/Clark/Dickey/McCauley/Orr
- 1 Bulach/Carr/Dickey/Mitchell/Rhodes/Stokley

MOST CONSECUTIVE 10+ TD SEASONS

- 8 Marvin Harrison, 1999-06
- 3 Tom Matte, 1967-69
- 2 Lenny Moore, 1957-58, 60-61
- 2 Raymond Berry, 1959-60
- 2 Don McCauley, 1975-76
- 2 Curtis Dickey, 1980-81
- 2 Marshall Faulk, 1994-95
- 2 Edgerrin James, 1999-00

POINTS AFTER TOUCHDOWN

MOST ATTS (CAREER)

- 346 Mike Vanderjagt, 1998-05
- 270 Lou Michaels, 1964-69
- 262 Dean Biasucci, 1984, 86-94
- 225 Adam Vinatieri, 2006-11
- 195 Toni Linhart, 1974-79
- 189 Steve Myhra, 1957-61
- 98 Jim O'Brien, 1970-72
- 77 Raul Allegre, 1983-85
- 75 Steve Mike-Mayer, 1979-80
- 73 Cary Blanchard, 1995-97

MOST ATTS (SEASON)

- 60 Mike Vanderjagt, 2004
- 54 Lou Michaels, 1964
- 52 Toni Linhart, 1975
- 52 Mike Vanderjagt, 2005
- 51 Steve Myhra, 1958
- 51 Steve Myhra, 1959
- 51 Toni Linhart, 1976
- 51 Adam Vinatieri, 2007
- 51 Adam Vinatieri, 2010

MOST ATTS (ROOKIE)

- 38 Jim O'Brien, 1970
- 26 Tom Feamster, 1956
- 24 George Hunt, 1973
- 24 Raul Allegre, 1983
- 23 Buck McPhail, 1953

MOST (CAREER)

- 344 Mike Vanderjagt, 1998-05
- 263 Lou Michaels, 1964-69
- 255 Dean Biasucci, 1984, 86-94
- 222 Adam Vinatieri, 2006-11
- 184 Toni Linhart, 1974-79
- 180 Steve Myhra, 1957-61
- 95 Jim O'Brien, 1970-72

MOST (SEASON)

- 59 Mike Vanderjagt, 2004
- 53 Lou Michaels, 1964
- 52 Mike Vanderjagt, 2005
- 51 Toni Linhart, 1975
- 51 Adam Vinatieri, 2010
- 50 Steve Myhra, 1959
- 49 Toni Linhart, 1976
- 49 Adam Vinatieri, 2007
- 48 Steve Myhra, 1958
- 48 Lou Michaels, 1965
- 48 Lou Michaels, 1968

MOST (ROOKIE)

- 36 Jim O'Brien, 1970
- 24 Tom Feamster, 1956
- 22 George Hunt, 1973
- 22 Raul Allegre, 1983
- 21 Buck McPhail, 1953

MOST (GAME)

- 8 Tom Feamster vs. LA Rams, Nov. 5, 1956
- 8 Steve Myhra vs. G.B., Nov. 2, 1958
- 7 Steve Myhra vs. Chi, Oct. 4, 1958
- 7 Lou Michaels vs. Chi, Sept. 27, 1964
- 7 Lou Michaels at Atl, Nov. 12, 1967
- 7 Toni Linhart vs. NYJ, Nov. 16, 1975
- 7 Toni Linhart vs. Buf, Dec. 12, 1976
- 7 Raul Allegre vs. Buf, Oct. 6, 1985
- 7 Dean Biasucci vs. Den, Oct. 31, 1988
- 7 Mike Vanderjagt at N.O., Sept. 28, 2003
- 7 Mike Vanderjagt vs. Hou, Nov. 14, 2004

MOST (ROOKIE-GAME)

- 8 Tom Feamster vs. LA Rams, Nov. 5, 1956

MOST CONSECUTIVE PATS

- 149 Mike Vanderjagt, 2001-04
- 125 Mike Vanderjagt, 1998-01
- 103 Lou Michaels, 1964-66
- 97 Adam Vinatieri, 2007-09
- 77 Dean Biasucci, 1986-88
- 75 Adam Vinatieri, 2010-11
- 73 Cary Blanchard, 1995-97
- 70 Mike Vanderjagt, 2004-05
- 62 Jim O'Brien, 1971-72
- 62 Mike Vanderjagt, 2001-02
- 56 Toni Linhart, 1975-76

HIGHEST PERCENTAGE (CAREER-50 MIN.)

- 100.0 Cary Blanchard, 1995-97
- 99.4 Mike Vanderjagt, 1998-05
- 98.3 Adam Vinatieri, 2006-11
- 97.7 Dean Biasucci, 1984, 86-94
- 97.4 Lou Michaels, 1964-69
- 97.0 Jim O'Brien, 1970-72
- 95.2 Steve Myhra, 1957-61
- 94.7 Steve Mike-Mayer, 1979-80
- 94.4 Toni Linhart, 1974-79
- 93.5 Raul Allegre, 1983-85

HIGHEST PERCENTAGE (SEASON-20 ATT.)

- 100.0 Lou Michaels, 1965
- 100.0 Jim O'Brien, 1972
- 100.0 Toni Linhart, 1974
- 100.0 Dean Biasucci (3), 1987, 92, 94
- 100.0 Cary Blanchard (3), 1995-97
- 100.0 Mike Vanderjagt (6), 1998-00, 02-03, 05
- 100.0 Adam Vinatieri (4) 2006, 08, 10, 11
- 100.0 Matt Stover, 2009

HIGHEST PERCENTAGE (ROOKIE-SEASON-20 ATT.)

- 94.7 Jim O'Brien, 1970
- 92.3 Tom Feamster, 1956
- 91.7 George Hunt, 1973
- 91.7 Raul Allegre, 1983
- 91.3 Buck McPhail, 1953

ADMINISTRATION

COACHING STAFF

FOOTBALL OPERATIONS

FOOTBALL STAFF

PLAYERS

2011 SEASON IN REVIEW

COLTS HISTORY

RECORDS

COLTS IN THE COMMUNITY



FIELD GOALS

MOST ATTEMPTS (CAREER)

- 250 Dean Biasucci, 1984, 86-94
- 248 Mike Vanderjagt, 1998-05
- 197 Lou Michaels, 1964-69
- 146 Adam Vinatieri, 2006-11
- 116 Toni Linhart, 1974-79
- 105 Cary Blanchard, 1995-97
- 94 Jim O'Brien, 1970-72
- 91 Steve Myhra, 1957-61
- 81 Bert Rechichar, 1953-59
- 79 Raul Allegre, 1983-85

MOST ATTEMPTS (SEASON)

- 41 Cary Blanchard, 1997
- 40 Cary Blanchard, 1996
- 39 Steve Myhra, 1961
- 39 Jim Martin, 1963
- 39 Lou Michaels, 1966
- 38 Mike Vanderjagt, 1999
- 37 Lou Michaels, 1967
- 37 Mike Vanderjagt, 2003
- 35 Lou Michaels, 1964
- 35 Raul Allegre, 1983

MOST ATTEMPTS (ROOKIE)

- 35 Raul Allegre, 1983
- 34 Jim O'Brien, 1970

MOST ATTEMPTS (GAME)

- 6 Toni Linhart vs. NYJ, Nov. 28, 1976
- 6 Raul Allegre at Phil, Oct. 30, 1983
- 6 Dean Biasucci vs. Mia, Sept. 25, 1988

MOST ATTEMPTS (ROOKIE-GAME)

- 6 Raul Allegre at Phil, Oct. 30, 1983
- 5 Jim O'Brien vs. Phil, Dec. 6, 1970
- 5 Raul Allegre at Den, Nov. 11, 1983
- 4 (5 times) Last: Raul Allegre vs. Chi, Sept. 25, 1983

MOST (CAREER)

- 217 Mike Vanderjagt, 1998-05
- 176 Dean Biasucci, 1984, 86-94
- 124 Adam Vinatieri, 2006-11
- 107 Lou Michaels, 1964-69
- 87 Cary Blanchard, 1995-97
- 70 Toni Linhart, 1974-79
- 57 Raul Allegre, 1983-85
- 52 Jim O'Brien, 1970-72
- 44 Steve Myhra, 1957-61

MOST (SEASON-16 MIN.)

- 37 Mike Vanderjagt, 2003
- 36 Cary Blanchard, 1996
- 34 Mike Vanderjagt, 1999
- 32 Cary Blanchard, 1997
- 30 Raul Allegre, 1983
- 28 Mike Vanderjagt, 2001
- 27 Mike Vanderjagt, 1998
- 26 Dean Biasucci, 1993
- 26 Adam Vinatieri, 2010
- 25 Dean Biasucci, 1988
- 25 Mike Vanderjagt, 2000
- 25 Adam Vinatieri, 2006

MOST (ROOKIE)

- 30 Raul Allegre, 1983
- 19 Jim O'Brien, 1970
- 16 George Hunt, 1973

MOST (GAME)

- 5 Lou Michaels vs. S.F., Sept. 25, 1966
- 5 Raul Allegre at Phil, Oct. 30, 1983
- 5 Dean Biasucci vs. Mia, Sept. 25, 1988
- 5 Cary Blanchard at Buf, Sept. 21, 1997
- 5 Mike Vanderjagt vs. Den, Jan 6, 2002
- 5 Mike Vanderjagt vs. Balt, Oct. 13, 2002
- 5 Mike Vanderjagt at Ten, Dec. 7, 2003

MOST (ROOKIE-GAME)

- 5 Raul Allegre at Phil, Oct. 30, 1983
- 4 Raul Allegre at Den, Dec. 11, 1983
- 3 Jim O'Brien at S.D., Sept. 20, 1970
- 3 Jim O'Brien at NYJ, Oct. 18, 1970
- 3 Jim O'Brien vs. Phil, Dec. 6, 1970
- 3 George Hunt at N.E., Oct. 7, 1973
- 3 George Hunt at Det, Oct. 21, 1973
- 3 Raul Allegre at N.E., Sept. 4, 1983
- 3 Raul Allegre at Buf, Sept. 18, 1983
- 3 Raul Allegre vs. Chi, Sept. 25, 1983

HIGHEST PERCENTAGE (CAREER-30 MIN.)

- 87.5 Mike Vanderjagt, 1998-05
- 84.9 Adam Vinatieri, 2006-11
- 82.9 Cary Blanchard, 1995-97
- 72.2 Raul Allegre, 1983-85
- 70.4 Dean Biasucci, 1984, 86-94
- 61.5 Jim Martin, 1963
- 60.5 Toni Linhart, 1974-79
- 55.3 Jim O'Brien, 1970-72
- 54.0 Lou Michaels, 1964-69

HIGHEST PERCENTAGE (SEASON-20 MIN.)

- 100.0 Mike Vanderjagt, 2003
- 92.9 Adam Vinatieri, 2010
- 92.0 Mike Vanderjagt, 2005
- 90.0 Cary Blanchard, 1996
- 89.5 Mike Vanderjagt, 1999
- 89.3 Adam Vinatieri, 2006
- 88.9 Dean Biasucci, 1987
- 87.1 Mike Vanderjagt, 1998
- 85.7 Raul Allegre, 1983
- 85.2 Adam Vinatieri, 2011
- 83.9 Dean Biasucci, 1993

HIGHEST PERCENTAGE (ROOKIE-20 MIN.)

- 85.7 Raul Allegre, 1983
- 57.1 George Hunt, 1973
- 55.9 Jim O'Brien, 1970

HIGHEST PERCENTAGE (GAME-5 MIN.)

- 100.0 Lou Michaels vs. S.F., Sept. 25, 1966
- 100.0 Cary Blanchard at Buf, Sept. 21, 1997
- 100.0 Mike Vanderjagt vs. Den, Jan. 6, 2002
- 100.0 Mike Vanderjagt at Ten, Dec. 7, 2003

MOST CONSECUTIVE SUCCESSFUL FGs

- 42 Mike Vanderjagt, G15-16, 2002/G1, 2004
- 28 Mike Vanderjagt, G7-16, 1999/G1-2000
- 17 Adam Vinatieri, G6-16, 2010
- 16 Mike Vanderjagt, G2-11, 2000
- 16 Mike Vanderjagt, G6-15, 2005
- 15 Adam Vinatieri, G1-2, 6-8, 2006
- 13 Cary Blanchard, G8-12, 1996
- 13 Cary Blanchard, G1-6, 1997
- 12 Adam Vinatieri, G12-16, 2006/G2, 2007
- 11 Jim O'Brien, G1-5, 1971
- 10 (4 times) Last: Adam Vinatieri, G8-12, 2008

MOST CONSECUTIVE GAMES SCORING FIELD GOALS

- 23 Mike Vanderjagt, G15-16, 2002/G1-4, 6, 2004
- 21 Cary Blanchard, G3-1996/G7-1997
- 21 Mike Vanderjagt, G3-16, 1999/G7-2000
- 18 Dean Biasucci, G8-1988/G9-1989
- 14 Adam Vinatieri, G11-16, 2006/G8, 2007
- 12 Toni Linhart, G3-14, 1977
- 11 Lou Michaels, G13-1965/G9-1966

LONGEST FIELD GOAL

- 58 Dan Miller at S.D., Dec. 26, 1982
- 56 Bert Rechichar vs. Chi, Sept. 27, 1953
- 55 Raul Allegre at Den, Dec. 11, 1983
- 55 Dean Biasucci at Den, Oct. 15, 1989
- 55 Dean Biasucci at Mia, Dec. 30, 1990
- 54 Raul Allegre vs. S.D., Nov. 4, 1984
- 54 Dean Biasucci at N.E., Nov. 11, 1990
- 54 Dean Biasucci at Sea, Sept. 29, 1991
- 54 Mike Vanderjagt at Den, Nov. 24, 2002
- 53 Lou Michaels vs. Dal, Dec. 3, 1967
- 53 Raul Allegre at Cin, Oct. 2, 1983
- 53 Dean Biasucci vs. Chi, Sept. 11, 1988
- 53 Dean Biasucci at Cin, Sept. 12, 1993
- 53 Mike Vanderjagt at Balt, Nov. 29, 1998
- 53 Mike Vanderjagt at Mia, Dec. 5, 1999
- 53 Adam Vinatieri vs. KC, Oct. 9, 2011

LONGEST FIELD GOAL (ROOKIE)

- 58 Dan Miller at S.D., Dec. 26, 1982
- 55 Raul Allegre at Den, Dec. 11, 1983
- 53 Raul Allegre at Cin, Oct. 2, 1983
- 50 Dean Biasucci vs. STL, Sept. 16, 1984
- 48 Jim O'Brien vs. Bos, Oct. 25, 1970

MOST 50+ FIELD GOALS (CAREER)

- 18 Dean Biasucci, 1984, 86-94
- 14 Mike Vanderjagt, 1998-05
- 7 Raul Allegre, 1983-85
- 7 Cary Blanchard, 1995-97
- 4 Bert Rechichar, 1953-59
- 4 Adam Vinatieri, 2006-11
- 3 Lou Michaels, 1964-69
- 2 Dan Miller, 1982
- 1 Martin/Myhra/O'Brien

MOST 50+ FIELD GOALS (SEASON)

- 6 Dean Biasucci, 1988
- 6 Mike Vanderjagt, 1998
- 5 Cary Blanchard, 1996
- 4 Raul Allegre, 1983
- 3 Raul Allegre, 1984
- 3 Mike Vanderjagt, 2001
- 3 Mike Vanderjagt, 2002

MOST 50+ FIELD GOALS (GAME)

- 2 Dean Biasucci vs. Mia, Sept. 25, 1988
- 2 Mike Vanderjagt at Den, Nov. 24, 2002

MOST SEASONS 50+ FIELD GOALS

- 10 Dean Biasucci, 1984, 86-94
- 5 Mike Vanderjagt, 1998-99, 01-03
- 3 Cary Blanchard, 1995-97
- 2 Rechichar/Michaels/Allegre

MOST CONSC. SEASONS 50+ FGs

- 10 Dean Biasucci, 1984, 86-94
- 3 Cary Blanchard, 1995-97
- 3 Mike Vanderjagt, 2001-03
- 2 Raul Allegre, 1983-84
- 2 Mike Vanderjagt, 1998-99

ADMINISTRATION

COACHING STAFF

FOOTBALL OPERATIONS

FOOTBALL STAFF

PLAYERS

2011 SEASON IN REVIEW

COLTS HISTORY

RECORDS

COLTS IN THE COMMUNITY



MOST CONSC. SUCCESSFUL 50+ FIELD GOALS

- 6 Cary Blanchard, 1995-96
- 5 Mike Vanderjagt, 2001-03
- 4 Raul Allegre, 1983
- 3 Dean Biasucci, 1986-87
- 3 Dean Biasucci, 1988
- 3 Mike Vanderjagt, 1998 (twice)

RUSHING

MOST ATTEMPTS (CAREER)

- 2188 Edgerrin James, 1999-05
- 1391 Lydell Mitchell, 1972-77
- 1389 Marshall Faulk, 1994-98
- 1258 Eric Dickerson, 1987-91
- 1200 Tom Matte, 1961-72
- 1095 Joseph Addai, 2006-11
- 1069 Lenny Moore, 1956-67
- 990 Randy McMillan, 1981-86
- 964 Alan Ameche, 1955-60
- 800 Curtis Dickey, 1980-85

MOST ATTEMPTS (SEASON)

- 388 Eric Dickerson, 1988
- 387 Edgerrin James, 2000
- 369 Edgerrin James, 1999
- 360 Edgerrin James, 2005
- 334 Edgerrin James, 2004
- 324 Marshall Faulk, 1998
- 314 Eric Dickerson, 1989
- 314 Marshall Faulk, 1994
- 310 Edgerrin James, 2003
- 301 Lydell Mitchell, 1977

MOST ATTEMPTS (ROOKIE)

- 369 Edgerrin James, 1999
- 314 Marshall Faulk, 1994
- 233 Dominic Rhodes, 2001
- 226 Joseph Addai, 2006
- 213 Alan Ameche, 1955

MOST ATTEMPTS (GAME)

- 40 Lydell Mitchell at NYJ, Oct. 20, 1974
- 38 Edgerrin James at Sea, Oct. 15, 2000
- 36 Eric Dickerson vs. Buf, Dec. 18, 1988
- 36 Edgerrin James vs. NYJ, Nov. 16, 2003
- 35 Lydell Mitchell vs. Mia, Dec. 9, 1973
- 35 Eric Dickerson vs. S.D., Nov. 8, 1987
- 34 Lydell Mitchell vs. N.E., Dec. 16, 1973
- 34 Lydell Mitchell vs. N.E., Dec. 21, 1975
- 34 Dominic Rhodes vs. Atl, Nov. 4, 2001
- 34 Edgerrin James at N.E., Nov. 7, 2005
- 33 Lydell Mitchell at Atl, Nov. 17, 1974
- 33 Lydell Mitchell vs. Mia, Oct. 10, 1976
- 33 Eric Dickerson vs. T.B., Dec. 27, 1987

MOST ATTEMPTS (ROOKIE-GAME)

- 34 Dominic Rhodes at Buf, Nov. 4, 2001
- 32 Edgerrin James at N.E., Sept. 19, 1999
- 31 Dominic Rhodes vs. Den, Jan 6, 2002
- 29 Dominic Rhodes vs. Atl, Dec. 16, 2001
- 28 Rodney Culver at N.E., Dec. 6, 1992
- 28 Edgerrin James at Cle, Dec. 26, 1999
- 28 James Mungro at Phil, Nov. 10, 2002

MOST SEASONS LEADING TEAM

- 6 Edgerrin James, 1999-00, 02-05
- 5 Alan Ameche, 1955-59
- 5 Tom Matte, 1963, 67-69, 71
- 5 Lydell Mitchell, 1973-77
- 5 Eric Dickerson, 1987-91
- 5 Marshall Faulk, 1994-98
- 4 Randy McMillan, 1982, 84-86
- 4 Joseph Addai, 2006-09
- 3 Lenny Moore, 1960, 62, 64
- 3 Curtis Dickey, 1980-81, 83

MOST CONSC. SEASONS LEADING TEAM

- 5 Alan Ameche, 1955-59
- 5 Lydell Mitchell, 1973-77
- 5 Eric Dickerson, 1987-91
- 5 Marshall Faulk, 1994-98
- 4 Edgerrin James, 2002-05
- 4 Joseph Addai, 2006-09
- 3 Tom Matte, 1967-69
- 3 Randy McMillan, 1984-86
- 2 Curtis Dickey, 1980-81
- 2 Edgerrin James, 1999-00
- 2 Donald Brown, 2010-11

MOST SEASONS 100+ ATTEMPTS

- 7 Edgerrin James, 1999-05
- 6 Randy McMillan, 1981-86
- 6 Joseph Addai, 2006-11
- 5 Alan Ameche, 1955-59
- 5 Tom Matte, 1963, 67-69, 71
- 5 Lydell Mitchell, 1973-77
- 5 Eric Dickerson, 1987-91
- 5 Marshall Faulk, 1994-98
- 4 Curtis Dickey, 1980-81, 83-84

MOST CONSC. SEASONS 100+ ATTEMPTS

- 7 Edgerrin James, 1999-05
- 6 Randy McMillan, 1981-86
- 6 Joseph Addai, 2006-11
- 5 Alan Ameche, 1955-59
- 5 Lydell Mitchell, 1973-77
- 5 Eric Dickerson, 1987-91
- 5 Marshall Faulk, 1994-98

MOST GAMES WITH ATTEMPTS (CAREER)

- 164 John Unitas, 1956-72
- 143 Peyton Manning, 1998-10
- 134 Lenny Moore, 1956-67
- 127 Tom Matte, 1961-72
- 126 Don McCauley, 1971-81

MOST YARDS (CAREER)

- 9226 Edgerrin James, 1999-05
- 5487 Lydell Mitchell, 1972-77
- 5320 Marshall Faulk, 1994-98
- 5194 Eric Dickerson, 1987-91
- 5174 Lenny Moore, 1956-67
- 4646 Tom Matte, 1961-72
- 4045 Alan Ameche, 1955-60
- 4453 Joseph Addai, 2006-11
- 3876 Randy McMillan, 1981-86
- 3490 Curtis Dickey, 1980-85

MOST YARDS (SEASON)

- 1709 Edgerrin James, 2000
- 1659 Eric Dickerson, 1988
- 1553 Edgerrin James, 1999
- 1548 Edgerrin James, 2004
- 1506 Edgerrin James, 2005
- 1319 Marshall Faulk, 1998
- 1311 Eric Dickerson, 1989
- 1282 Marshall Faulk, 1994
- 1259 Edgerrin James, 2003
- 1200 Lydell Mitchell, 1976
- 1193 Lydell Mitchell, 1975
- 1159 Lydell Mitchell, 1977
- 1122 Curtis Dickey, 1983
- 1104 Dominic Rhodes, 2001
- 1081 Joseph Addai, 2006
- 1078 Marshall Faulk, 1995
- 1072 Joseph Addai, 2007
- 1054 Marshall Faulk, 1997
- 1011 Eric Dickerson, 1987

MOST YARDS (ROOKIE)

- 1553 Edgerrin James, 1999
- 1282 Marshall Faulk, 1994
- 1104 Dominic Rhodes, 2001
- 1081 Joseph Addai, 2006
- 961 Alan Ameche, 1955

MOST YARDS (GAME)

- 219 Edgerrin James at Sea, Oct. 15, 2000
- 204 Edgerrin James at Chi, Nov. 21, 2004
- 198 Norm Bulalach, vs. NYJ, Sept. 19, 1971
- 196 Eric Dickerson vs. T.B., Dec. 27, 1987
- 194 Alan Ameche vs. Chi, Sept. 25, 1955
- 192 Marshall Faulk at Balt, Nov. 29, 1998
- 185 Lenny Moore vs. G.B., Oct. 28, 1956
- 178 Lydell Mitchell vs. K.C., Nov. 30, 1975
- 177 Marshall Faulk vs. St.L. Rams, Oct. 1, 1995
- 177 Dominic Rhodes vs. Atl, Dec. 16, 2001

MOST YARDS (ROOKIE-GAME)

- 194 Alan Ameche vs. Chi, Sept. 25, 1955
- 185 Lenny Moore vs. G.B., Oct. 28, 1956
- 177 Dominic Rhodes vs. Atl, Dec. 16, 2001
- 171 Joseph Addai, vs. Phil, Nov. 26, 2006
- 153 Alan Ameche vs. Det, Oct. 1, 1955

MOST SEASONS LEADING TEAM

- 6 Edgerrin James, 1999-00, 02-05
- 5 Alan Ameche, 1955-59
- 5 Lydell Mitchell, 1973-77
- 5 Eric Dickerson, 1987-91
- 5 Marshall Faulk, 1994-98
- 4 Tom Matte, 1963, 67-69
- 4 Randy McMillan, 1982, 84-86
- 4 Joseph Addai, 2006-09
- 3 Lenny Moore, 1960, 62, 64
- 3 Curtis Dickey, 1980-81, 83

MOST CONSC. SEASONS LEADING TEAM

- 5 Alan Ameche, 1955-59
- 5 Lydell Mitchell, 1973-77
- 5 Eric Dickerson, 1987-91
- 5 Marshall Faulk, 1994-98
- 4 Edgerrin James, 2002-05
- 4 Joseph Addai, 2006-09
- 3 Tom Matte, 1967-69
- 3 Randy McMillan, 1984-86

MOST 100+ GAMES (CAREER)

- 49 Edgerrin James, 1999-05
- 24 Eric Dickerson, 1987-91
- 16 Lydell Mitchell, 1972-77
- 14 Marshall Faulk, 1994-98
- 8 Joseph Addai, 2006-11
- 7 Alan Ameche, 1955-60
- 6 Lenny Moore, 1956-67
- 6 Curtis Dickey, 1980-85
- 6 Randy McMillan, 1981-86

MOST 100+ GAMES (SEASON)

- 10 Edgerrin James, 1999
- 9 Edgerrin James, 2000
- 9 Edgerrin James, 2005
- 8 Eric Dickerson, 1988
- 8 Edgerrin James, 2004
- 6 Eric Dickerson, 1987
- 6 Eric Dickerson, 1989
- 6 Edgerrin James, 2003
- 5 Lydell Mitchell, 1975
- 5 Edgerrin James, 2001
- 5 Dominic Rhodes, 2001

ADMINISTRATION

COACHING STAFF

FOOTBALL OPERATIONS

FOOTBALL STAFF

PLAYERS

2011 SEASON IN REVIEW

COLTS HISTORY

RECORDS

COLTS IN THE COMMUNITY



ADMINISTRATION
COACHING STAFF
FOOTBALL OPERATIONS
FOOTBALL STAFF
PLAYERS
2011 SEASON IN REVIEW
COLTS HISTORY
RECORDS
COLTS IN THE COMMUNITY

MOST 100+ GAMES (ROOKIE)

- 10 Edgerrin James, 1999
- 5 Dominic Rhodes, 2001
- 4 Marshall Faulk, 1994
- 3 Alan Ameche, 1965
- 2 Lenny Moore, 1956
- 2 Roosevelt Potts, 1993
- 2 Joseph Addai, 2006

MOST CONSC. 100+ GAMES

- 5 Edgerrin James, G14-16, 2000/ G2, 2001
- 5 Edgerrin James, G5-9, 2005
- 4 Eric Dickerson, G8-11, 1987
- 4 Edgerrin James, G7-10, 1999
- 4 Edgerrin James, G10-13, 2004
- 3 Lydell Mitchell, G10-12, 1975
- 3 Eric Dickerson, G14-15-1987/G1-1988
- 3 Eric Dickerson, G3-5, 1988
- 3 Eric Dickerson, G16-1988/G2-1989
- 3 Edgerrin James, G6-8, 2000
- 3 Edgerrin James, G4-6, 2001
- 3 Edgerrin James, G16, 2003/G2, 2004

MOST YARDS TWO RUSHERS (SEASON)

- 1924 Dickey (1122)/McMillan (802), 1983
- 1889 Dickerson (1659)/Bentley (230), 1988
- 1825 James (1709)/Manning (116), 2000
- 1802 James (1548)/Rhodes (254), 2004
- 1766 Rhodes (1104)/James (662), 2001

MOST TOUCHDOWNS (CAREER)

- 64 Edgerrin James, 1999-05
- 63 Lenny Moore, 1956-67
- 45 Tom Matte, 1961-72
- 42 Marshall Faulk, 1994-98
- 40 Alan Ameche, 1965-60
- 40 Don McCauley, 1971-81
- 39 Joseph Addai, 2006-11
- 32 Eric Dickerson, 1987-91
- 27 Lydell Mitchell, 1972-77
- 26 Curtis Dickey, 1980-85

MOST TOUCHDOWNS (SEASON)

- 16 Lenny Moore, 1964
- 14 Eric Dickerson, 1988
- 13 Edgerrin James (3), 1999-00,05
- 12 Joseph Addai, 2007
- 11 Tom Matte, 1969
- 11 Lydell Mitchell, 1975
- 11 Curtis Dickey, 1980
- 11 Marshall Faulk (2), 1994-95
- 11 Edgerrin James, 2003
- 10 Don McCauley, 1975
- 10 Joseph Addai, 2009

MOST TOUCHDOWNS (ROOKIE)

- 13 Edgerrin James, 1999
- 11 Curtis Dickey, 1980
- 11 Marshall Faulk, 1994
- 9 Alan Ameche, 1965
- 9 Dominic Rhodes, 2001

MOST TOUCHDOWNS (GAME)

- 4 Eric Dickerson vs. Den, Oct. 31, 1988
- 4 Joseph Addai vs. Phil, Nov. 26, 2006
- 3 Alan Ameche at GBM, Oct. 13, 1957
- 3 Lenny Moore vs. LA Rams, Oct. 16, 1960
- 3 Tom Matte vs. Wash, Nov. 2, 1969
- 3 Don McCauley at Mia, Nov. 23, 1975
- 3 Randy McMillan vs. N.E., Dec. 1, 1985
- 3 Marshall Faulk vs. Hou, Sept. 4, 1994
- 3 Marshall Faulk vs. St.L Rams, Oct. 1, 1995

MOST TOUCHDOWNS (GAME) cont...

- 3 Edgerrin James at Cle, Dec. 26, 1999
- 3 Edgerrin James at Sea, Oct. 15, 2000
- 3 Edgerrin James vs. Buf, Dec. 11, 2000
- 3 Edgerrin James vs. NYJ, Nov. 16, 2003
- 3 Edgerrin James vs. St.L Rams, Oct. 17, 2005

MOST TOUCHDOWNS (ROOKIE-GAME)

- 4 Joseph Addai vs. Phil, Nov. 26, 2006
- 3 Marshall Faulk vs. Hou, Sept. 4, 1994
- 3 Edgerrin James at Cle, Dec. 26, 1999
- 2 (21 times) Last: Javaris James vs. Dal, Dec. 5, 2010

MOST GAMES WITH TOUCHDOWNS (CAREER)

- 54 Lenny Moore, 1956-67
- 44 Edgerrin James, 1999-05
- 37 Tom Matte, 1961-72
- 32 Don McCauley, 1971-81
- 32 Marshall Faulk, 1994-98
- 31 Alan Ameche, 1965-60
- 30 Joseph Addai, 2006-11
- 24 Lydell Mitchell, 1972-77
- 22 Curtis Dickey, 1980-85
- 22 Eric Dickerson, 1987-91

MOST GAMES WITH TOUCHDOWNS (SEASON)

- 12 Lenny Moore, 1964
- 9 Lydell Mitchell, 1975
- 9 Eric Dickerson, 1988
- 9 Edgerrin James (2), 2000,05
- 9 Joseph Addai (2), 2007,09
- 8 (6 times) Last: Edgerrin James, 1999

MOST GAMES WITH TOUCHDOWNS (ROOKIE)

- 8 Alan Ameche, 1965
- 8 Curtis Dickey, 1980
- 8 Edgerrin James, 1999
- 7 Rodney Culver, 1992
- 7 Marshall Faulk, 1994
- 7 Dominic Rhodes, 2001

MOST CONSC. GAMES RUSHING TDS

- 11 Lenny Moore, G8-9-1963/G9, 1964
- 9 Lydell Mitchell, G8-14-1975/G1, 1976
- 7 Curtis Dickey, G9-15, 1980
- 6 Tom Matte, G2-7, 1969
- 6 Edgerrin James, G5-10, 2005
- 5 Alan Ameche, G1-5, 1965
- 5 Edgerrin James, G6-10, 2000
- 4 Lenny Moore, G3-6, 1966
- 4 Jerry Hill, G13-14-1964/G1-2, 1965
- 4 Don McCauley, G3-6, 1976
- 4 Marshall Faulk, G2, 5-6, 8, 1996
- 4 James Munro, G11-14, 2002
- 4 Edgerrin James, G2-5, 2004
- 4 Joseph Addai, G1-4, 2007
- 3 (13 times) Last: Joseph Addai, G8-10, 2009

MOST CONSC. GAMES RUSHING TDS (ROOKIE)

- 7 Curtis Dickey, G9-15, 1980
- 5 Alan Ameche, G1-5, 1965
- 4 Lenny Moore, G3-6, 1966
- 4 James Munro, G11-14, 2002
- 3 (5 times) Last: Dominic Rhodes, G13-15, 2001

MOST SEASONS LEADING TEAM

(*tied for lead)

- 6 Lenny Moore, 1956*, 60-61, 64, 65*, 66*
- 5 Alan Ameche, 1965, 56*, 57-59
- 5 Randy McMillan, 1982*, 83-84, 86*
- 5 Marshall Faulk, 1994-98
- 5 Edgerrin James, 1999-00, 03-05
- 4 Tom Matte, 1967-69, 71*
- 4 Don McCauley, 1973*, 76-78
- 4 Eric Dickerson, 1988-89, 90*, 91
- 3 Lydell Mitchell, 1973*, 74-75
- 3 Curtis Dickey, 1980-81, 82*
- 3 Joseph Addai, 2006-07, 09

MOST CONSC. SEASONS LEADING TEAM

(*tied)

- 5 Alan Ameche, 1965-59 (56*)
- 5 Randy McMillan, 1982-86 (82, 86*)
- 5 Marshall Faulk, 1994-98
- 4 Eric Dickerson, 1988-91 (90*)

HIGHEST AVERAGE (CAREER-300 ATT/4.0)

- 4.8 Lenny Moore, 1956-67
- 4.5 Albert Bentley, 1985-91
- 4.4 Curtis Dickey, 1980-85
- 4.2 Alan Ameche, 1965-60
- 4.2 Edgerrin James, 1999-05
- 4.2 Donald Brown, 2009-11
- 4.1 Eric Dickerson, 1987-91
- 4.1 Joseph Addai, 2006-11
- 4.0 Tony Loric, 1964-67
- 4.0 Norm Bulaich, 1970-72
- 4.0 Dominic Rhodes, 2001-06, 08, 10

HIGHEST AVERAGE (SEASON-80 ATT)

- 7.5 Lenny Moore, 1956
- 7.3 Lenny Moore, 1958
- 7.0 Lenny Moore, 1961
- 5.2 George Wonsley, 1985
- 5.1 Tony Loric, 1964
- 5.0 Lenny Moore, 1957
- 4.9 Norm Bulaich, 1971
- 4.8 Alan Ameche, 1956
- 4.8 Curtis Dickey, 1981
- 4.8 Joseph Addai, 2006
- 4.8 Donald Brown, 2011

HIGHEST AVERAGE (ROOKIE-80 ATT)

- 7.5 Lenny Moore, 1956
- 5.1 Tony Loric, 1964
- 4.8 Joseph Addai, 2006
- 4.7 Dominic Rhodes, 2001
- 4.6 Curtis Dickey, 1980

HIGHEST AVERAGE (GAME-10 ATT)

***ROOKIE**

- 14.2 Lenny Moore vs. G.B., Oct. 28, 1956
- 11.3 Lenny Moore at Det, Oct. 19, 1958
- 11.3 Marshall Faulk at Balt, Nov. 29, 1998
- 10.9 Lenny Moore at Cle, Nov. 11, 1956
- 10.1 Donald Brown vs. Ten, Dec. 18, 2011
- 9.6 Curtis Dickey at Den, Sept. 20, 1981
- 9.3 Ron Lee vs. Hou, Nov. 1, 1976
- 9.3 Marshall Faulk vs. St.L. Rams, Oct. 1, 1995
- 9.2 Alan Ameche vs. Chi, Sept. 25, 1955
- 9.2 Tom Matte vs. LA Rams, Dec. 15, 1963
- 9.2 Donald Brown vs. Jax, Dec. 19, 2010
- 9.1 Randy McMillan at N.E., Sept. 6, 1981



LONGEST RUSHES (*denotes ROOKIE)

- 80t Tom Matte vs. STL, Oct. 12, 1964
- 80t Donald Brown vs. Ten, Dec. 18, 2011
- 79t *Alan Ameche vs. Chi, Sept. 25, 1955
- 79t *Lenny Moore vs. G.B., Oct. 28, 1956
- 77t *Dominic Rhodes at K.C., Oct. 25, 2001
- 73t Lenny Moore vs. S.F., Nov. 30, 1958
- 72t *Lenny Moore vs. G.B., Oct. 28, 1956
- 72t *Edgerrin James at NYG, Nov. 14, 1999
- 72t *Lenny Moore at Cle, Nov. 11, 1956
- 70t Lydell Mitchell vs. K.C., Nov. 30, 1975
- 70t Albert Bentley at Raid, Dec. 21, 1986
- 69t *Ron Lee vs. Hou, Nov. 1, 1976
- 68t Marshall Faulk at Balt, Nov. 29, 1998
- 67t Norm Bulach vs. NYJ, Sept. 19, 1971
- 67t Curtis Dickey vs. Dal, Dec. 6, 1981
- 67t *Owen Gill vs. Hou, Dec. 22, 1985

PASSING

MOST ATTEMPTS (CAREER)

- 7210 Peyton Manning, 1998-11
- 5110 John Unitas, 1956-72
- 2464 Bert Jones, 1973-81
- 1536 Jack Trudeau, 1986-93
- 1532 Jeff George, 1990-93
- 1230 Jim Harbaugh, 1994-97
- 1154 Mike Pagel, 1982-85
- 676 Earl Morrall, 1968-71
- 576 Marty Domres, 1972-75
- 533 Greg Landry, 1979-81

MOST ATTEMPTS (SEASON)

- 679 Peyton Manning, 2010
- 591 Peyton Manning, 2002
- 575 Peyton Manning, 1998
- 571 Peyton Manning (2), 2000, 09
- 566 Peyton Manning, 2003
- 557 Peyton Manning, 2006
- 555 Peyton Manning, 2008
- 547 Peyton Manning, 2001
- 533 Peyton Manning, 1999
- 515 Peyton Manning, 2007

MOST ATTEMPTS (ROOKIE)

- 575 Peyton Manning, 1998
- 417 Jack Trudeau, 1986
- 334 Jeff George, 1990
- 237 George Shaw, 1955
- 233 Chris Chandler, 1988

MOST ATTEMPTS (GAME)

- 59 Jeff George at Was, Nov. 7, 1993
- 57 Jack Trudeau at NYJ, Nov. 16, 1986
- 57 Peyton Manning at Hou, Sept. 12, 2010
- 56 Peyton Manning at S.D., Nov. 11, 2007
- 54 Peyton Manning at S.D., Sept. 26, 1999
- 54 Peyton Manning at NE, Oct. 8, 2000
- 53 Bert Jones vs. NYJ, Dec. 15, 1974
- 53 Jack Trudeau vs. NYJ, Sept. 28, 1986
- 52 Peyton Manning vs. N.E., Nov. 1, 1998
- 52 Peyton Manning at N.E., Nov. 21, 2010
- 51 Peyton Manning at NYJ, Dec. 3, 2000
- 51 Peyton Manning vs. S.F., Nov. 25, 2001
- 51 Peyton Manning at Phil, Nov. 7, 2010
- 50 Peyton Manning vs. Ten, Nov. 3, 2002
- 50 Peyton Manning at Jax, Dec. 10, 2006
- 50 Peyton Manning vs. Hou, Nov. 8, 2009

MOST ATTEMPTS (ROOKIE-GAME)

- 57 Jack Trudeau at NYJ, Nov. 16, 1986
- 53 Jack Trudeau vs. NYJ, Sept. 28, 1986
- 52 Peyton Manning vs. N.E., Nov. 1, 1998
- 44 Jack Trudeau vs. N.O., Oct. 12, 1986
- 44 Peyton Manning at NYJ, Sept. 20, 1998
- 44 Peyton Manning vs. NYJ, Nov. 15, 1998

MOST SEASONS LEADING TEAM (ATT/COMP)

- 15 John Unitas, 1956-67, 69-71
- 13 Peyton Manning, 1998-10
- 6 Bert Jones, 1974-77, 80-81
- 4 Mike Pagel, 1982-85
- 4 Jeff George, 1990-93
- 4 Jim Harbaugh, 1994-97

MOST CONSC. SEASONS LEADING TEAM (ATT/COMP)

- 13 Peyton Manning, 1998-10
- 12 John Unitas, 1956-67
- 4 Bert Jones, 1974-77
- 4 Mike Pagel, 1982-85
- 4 Jeff George, 1990-93
- 4 Jim Harbaugh, 1994-97

MOST 40+ ATTEMPT GAMES

- 59 Peyton Manning, 1998-11
- 9 Jack Trudeau, 1986-93
- 8 John Unitas, 1956-72
- 8 Bert Jones, 1973-81
- 8 Jeff George, 1990-93
- 5 Jim Harbaugh, 1994-97
- 2 Greg Landry, 1979-81
- 2 Dan Orlovsky, 2011
- 1 Domres/Hogeboom/Justin/Painter

MOST SEASONS 200+ ATTEMPTS

- 13 John Unitas, 1957-67, 69-70
- 13 Peyton Manning, 1998-10
- 6 Bert Jones, 1974-77, 80-81
- 4 Mike Pagel, 1982-85
- 4 Jeff George, 1990-93
- 4 Jim Harbaugh, 1994-97
- 3 Jack Trudeau, 1986-87, 89

CONSC. SEASONS 200+ ATTEMPTS

- 13 Peyton Manning, 1998-10
- 11 John Unitas, 1957-67
- 4 Bert Jones, 1974-77
- 4 Mike Pagel, 1982-85
- 4 Jeff George, 1990-93
- 4 Jim Harbaugh, 1994-97

MOST GAMES WITH ATTEMPTS (CAREER)

- 208 Peyton Manning, 1998-11
- 202 John Unitas, 1956-72
- 97 Bert Jones, 1973-81
- 61 Jack Trudeau, 1986-93
- 52 Jim Harbaugh, 1994-97

MOST COMPLETIONS (CAREER)

- 4682 Peyton Manning, 1998-11
- 2796 John Unitas, 1956-72
- 1382 Bert Jones, 1973-81
- 874 Jeff George, 1990-93
- 812 Jack Trudeau, 1986-93
- 746 Jim Harbaugh, 1994-97
- 587 Mike Pagel, 1982-85
- 363 Earl Morrall, 1968-71
- 308 Greg Landry, 1979-81
- 293 Marty Domres, 1972-75

MOST COMPLETIONS (SEASON)

- 450 Peyton Manning, 2010
- 393 Peyton Manning, 2009
- 392 Peyton Manning, 2002
- 379 Peyton Manning, 2003
- 371 Peyton Manning, 2008
- 362 Peyton Manning, 2006
- 357 Peyton Manning, 2000
- 343 Peyton Manning, 2001
- 337 Peyton Manning, 2007
- 336 Peyton Manning, 2004

MOST COMPLETIONS (ROOKIE)

- 326 Peyton Manning, 1998
- 204 Jack Trudeau, 1986
- 181 Jeff George, 1990
- 129 Chris Chandler, 1988
- 119 George Shaw, 1955
- 111 Mike Pagel, 1982

MOST COMPLETIONS (GAME)

- 40 Peyton Manning at Hou, Sept. 12, 2010
- 38 Peyton Manning at N.E., Nov. 21, 2010
- 37 Jeff George at Was, Nov. 7, 1993
- 37 Peyton Manning vs. Ten, Nov. 3, 2002
- 36 Bert Jones vs. NYJ, Dec. 15, 1974
- 36 Peyton Manning at Ten, Oct. 11, 2009
- 36 Peyton Manning at Dal, Dec. 5, 2010
- 34 Peyton Manning at T.B., Oct. 6, 2003
- 34 Peyton Manning at S.D., Nov. 11, 2007
- 34 Peyton Manning vs. Hou, Nov. 8, 2009
- 33 Peyton Manning vs. Oak, Sept. 10, 2000
- 33 Peyton Manning at Jax, Oct. 3, 2010
- 32 Peyton Manning at Pit, Oct. 21, 2002
- 32 Peyton Manning at Den, Oct. 29, 2006
- 32 Peyton Manning at S.D., Nov. 23, 2008
- 31 (6 times) Last: Peyton Manning vs. S.D., Nov. 28, 2010
- 30 (8 times) Last: Dan Orlovsky at N.E. Dec. 4, 2011

MOST COMPLETIONS (ROOKIE-GAME)

- 30 Peyton Manning vs. N.E., Nov. 1, 1998
- 27 Jack Trudeau at NYJ, Nov. 16, 1986
- 27 Peyton Manning at Balt, Nov. 29, 1998
- 26 Peyton Manning vs. NYJ, Nov. 15, 1998
- 24 Jack Trudeau vs. N.O., Oct. 12, 1986

MOST CONSECUTIVE COMPLETIONS

- 23 Peyton Manning vs. Det/at Jax, Dec. 14 - Dec. 18, 2008
- 17 Bert Jones vs. NYJ, Dec. 15, 1974
- 17 Peyton Manning vs. Cle/at Ten, Sept. 25 - Oct. 2, 2005
- 17 Peyton Manning vs. Den/at Jax, Dec. 13-Dec. 17, 2009
- 16 Peyton Manning at Ten, Oct. 11, 2009
- 15 Peyton Manning vs. STL/at Hou, Oct. 17 - Oct. 23, 2005

MOST GAMES WITH COMPLETIONS (CAREER)

- 208 Peyton Manning, 1998-11
- 200 John Unitas, 1956-72
- 96 Bert Jones, 1973-81
- 61 Jack Trudeau, 1986-93
- 52 Jim Harbaugh, 1994-97

MOST GAMES 20+ COMPLETIONS (CAREER)

- 153 Peyton Manning, 1998-11
- 33 John Unitas, 1956-72
- 20 Bert Jones, 1973-81
- 17 Jeff George, 1990-93
- 13 Jack Trudeau, 1986-93

MOST CONSC. GAMES 20+ COMPLETIONS

- 14 Peyton Manning, G1-14, 2010
- 12 Peyton Manning, G3-14, 2003
- 12 Peyton Manning, G3-14, 2009
- 7 Peyton Manning, G15-16-2000/G1-5-2001
- 7 Peyton Manning, G2-8, 2002
- 7 Peyton Manning, G4-10, 2005
- 7 Peyton Manning, G4-10, 2006
- 6 Peyton Manning, G6-11, 2008
- 5 (4 times) Last: Peyton Manning, G2-6, 2007

ADMINISTRATION
COACHING STAFF
FOOTBALL OPERATIONS
FOOTBALL STAFF
PLAYERS
2011 SEASON IN REVIEW
COLTS HISTORY
RECORDS
COLTS IN THE COMMUNITY



ADMINISTRATION

MOST SEASONS 150+ COMPLETIONS

- 13 Peyton Manning, 1998-11
- 12 John Unitas, 1959-67, 69-70
- 5 Bert Jones, 1975-77, 80-81
- 4 Jeff George, 1990-93
- 3 Jim Harbaugh, 1995-97

CONSC. SEASONS 150+ COMPLETIONS

- 13 Peyton Manning, 1998-10
- 9 John Unitas, 1959-67
- 4 Jeff George, 1990-93
- 3 Bert Jones, 1975-77
- 3 Jim Harbaugh, 1995-97

HIGHEST PERCENTAGE (CAREER-1000 ATT)

- 64.9 Peyton Manning, 1998-11
- 60.7 Jim Harbaugh, 1994-97
- 57.0 Jeff George, 1990-93
- 56.1 Bert Jones, 1973-81
- 54.7 John Unitas, 1956-72

HIGHEST PERCENTAGE (GAME-15 ATT)

- 87.5 Peyton Manning vs. Ten, Dec. 30, 2007 (14-16)
- 85.3 Peyton Manning at Jax, Dec. 18, 2008 (29-34)
- 85.0 John Unitas at Atl, Nov. 12, 1967 (17-20)
- 84.2 John Unitas vs. Mia, Dec. 11, 1971 (16-19)
- 83.3 Peyton Manning vs. Atl, Dec. 14, 2003 (25-30)
- 82.6 Peyton Manning vs. Cle, Sept. 25, 2005 (19-23)
- 82.1 Peyton Manning at Det, Nov. 25, 2004 (23-28)
- 82.1 Peyton Manning at Den, Oct. 29, 2006 (32-39)
- 81.8 Jim Harbaugh at Buf, Oct. 16, 1994 (18-22)
- 81.8 Peyton Manning at Ten, Oct. 11, 2009 (36-44)
- 81.3 Peyton Manning vs. Cin, Dec. 7, 2008 (26-32)
- 81.1 Dan Orlovsky at N.E., Dec. 4, 2011 (30-37)
- 80.6 Peyton Manning vs. Cin, Dec. 18, 2006 (29-36)
- 80.0 (4 times) Last: Peyton Manning vs. Hou, Dec. 23, 2007 (28-35)

HIGHEST PERCENTAGE (ROOKIE-GAME-20 ATT)

- 75.0 John Unitas vs. LA Rams, Nov. 25, 1956 (18-24)
- 70.4 Peyton Manning at Atl, Dec. 6, 1998 (19-27)
- 68.2 George Shaw at LA Rams, Dec. 5, 1955 (15-22)
- 68.0 Mike Pagel at S.D., Dec. 26, 1982 (17-25)
- 67.7 Jeff George at Cin, Nov. 25, 1990 (21-31)

HIGHEST PERCENTAGE (SEASON-200 ATT)

- 68.8 Peyton Manning, 2009
- 67.6 Peyton Manning, 2004
- 67.3 Peyton Manning, 2005
- 67.0 Peyton Manning, 2003
- 66.8 Peyton Manning, 2008
- 66.3 Peyton Manning, 2002, 10
- 65.4 Peyton Manning, 2007
- 65.0 Peyton Manning, 2006
- 63.7 Jim Harbaugh, 1995
- 62.7 Peyton Manning, 2001

HIGHEST PERCENTAGE (ROOKIE-SEASON-100 ATT)

- 56.7 Peyton Manning, 1998
- 55.6 John Unitas, 1956
- 55.4 Chris Chandler, 1988
- 54.2 Jeff George, 1990
- 50.2 Mike Pagel, 1982
- 50.2 George Shaw, 1955

MOST YARDS (CAREER)

- 54828 Peyton Manning, 1998-11
- 39768 John Unitas, 1956-72
- 17663 Bert Jones, 1973-81
- 9647 Jack Trudeau, 1986-93
- 9551 Jeff George, 1990-93
- 8705 Jim Harbaugh, 1994-97
- 7474 Mike Pagel, 1982-85
- 5666 Earl Morrall, 1968-71
- 3471 Marty Domres, 1972-75
- 3402 Greg Landry, 1979-81

MOST YARDS (SEASON)

- 4700 Peyton Manning, 2010
- 4557 Peyton Manning, 2004
- 4500 Peyton Manning, 2009
- 4413 Peyton Manning, 2000
- 4397 Peyton Manning, 2006
- 4267 Peyton Manning, 2003
- 4200 Peyton Manning, 2002
- 4135 Peyton Manning, 1999
- 4131 Peyton Manning, 2001
- 4040 Peyton Manning, 2007
- 4002 Peyton Manning, 2008
- 3747 Peyton Manning, 2005
- 3739 Peyton Manning, 1998
- 3481 John Unitas, 1963
- 3428 John Unitas, 1967
- 3134 Bert Jones, 1980
- 3104 Bert Jones, 1976
- 3099 John Unitas, 1960
- 3094 Bert Jones, 1981

MOST YARDS (ROOKIE)

- 3739 Peyton Manning, 1998
- 2225 Jack Trudeau, 1986
- 2152 Jeff George, 1990
- 1619 Chris Chandler, 1988
- 1586 George Shaw, 1955

MOST YARDS (GAME)

- 472 Peyton Manning at K.C., Oct. 31, 2004
- 440 Peyton Manning vs. Jax, Sept. 25, 2000
- 433 Peyton Manning at Hou, Sept. 12, 2010
- 425 Peyton Manning vs. Ten, Dec. 5, 2004
- 421 Peyton Manning vs. Buf, Sept. 23, 2001
- 404 Peyton Manning at S.D., Sept. 26, 1999
- 401 John Unitas vs. Atl, Sept. 17, 1967
- 401 Peyton Manning vs. NYJ, Nov. 16, 2003
- 400 Peyton Manning vs. Hou, Sept. 17, 2006

MOST YARDS (ROOKIE-GAME)

- 359 Jack Trudeau at NYJ, Nov. 16, 1986
- 357 Peyton Manning at Balt, Nov. 29, 1998
- 335 Peyton Manning at Sea, Dec. 20, 1998
- 315 Jack Trudeau vs. N.O., Oct. 12, 1986
- 314 John Unitas at Det, Nov. 18, 1956

MOST SEASONS LEADING TEAM (YDS/TDS)

- 14 John Unitas, 1956-67, 69-70
- 13 Peyton Manning, 1998-11
- 6 Bert Jones, 1974-77, 80-81
- 4 Mike Pagel, 1982-85
- 4 Jeff George, 1990-93
- 4 Jim Harbaugh, 1994-97

MOST CONSC. SEASONS LEADING TEAM (YDS/TDS)

- 13 Peyton Manning, 1998-10
- 12 John Unitas, 1956-67
- 4 Bert Jones, 1974-77
- 4 Mike Pagel, 1982-85
- 4 Jeff George, 1990-93
- 4 Jim Harbaugh, 1994-97

MOST 2000+ SEASONS

- 13 John Unitas, 1957-67, 69-70
- 13 Peyton Manning, 1998-11
- 5 Bert Jones, 1975-77, 80-81
- 3 Jeff George, 1990-91, 93
- 3 Jim Harbaugh, 1995-97
- 2 Mike Pagel, 1983, 85
- 2 Jack Trudeau, 1986, 89

MOST CONSC. 2000+ SEASONS

- 13 Peyton Manning, 1998-10
- 11 John Unitas, 1957-67
- 3 Bert Jones, 1975-77
- 3 Jim Harbaugh, 1995-97

MOST 300+ GAMES (CAREER)

- 63 Peyton Manning, 1998-11
- 26 John Unitas, 1956-72
- 8 Bert Jones, 1973-81
- 7 Jeff George, 1990-93
- 5 Jack Trudeau, 1986-93
- 2 Earl Morrall, 1968-71
- 2 Jim Harbaugh, 1994-97
- 1 Landry/Hogeboom/Justin/Orlovsky

MOST 300+ GAMES (SEASON)

- 9 Peyton Manning, 2009
- 7 Peyton Manning, 2010
- 6 Peyton Manning (2), 2004, 06
- 5 Peyton Manning (2), 2000-01
- 4 John Unitas (2) 1960, 63
- 4 Peyton Manning (5), 1998, 02-03, 05, 08

MOST 300+ GAMES (ROOKIE)

- 4 Peyton Manning, 1998
- 2 Jack Trudeau, 1986
- 1 John Unitas, 1956

MOST CONSC. 300+ GAMES

- 5 Peyton Manning, G1-5, 2009
- 3 John Unitas, G12-14, 1963
- 3 Peyton Manning, G6-8, 2006
- 3 Peyton Manning, G7-9, 2009
- 2 (15 times) Last: Peyton Manning, G12-13, 2010

MOST TOUCHDOWNS (CAREER)

- 399 Peyton Manning, 1998-11
- 287 John Unitas, 1956-72
- 122 Bert Jones, 1973-81
- 49 Jim Harbaugh, 1994-97
- 47 Earl Morrall, 1968-71
- 41 Jack Trudeau, 1986-93
- 41 Jeff George, 1990-93
- 39 Mike Pagel, 1982-85
- 22 Gary Hogeboom, 1986-88
- 21 George Shaw, 1955-58
- 21 Marty Domres, 1972-75

COACHING STAFF

FOOTBALL OPERATIONS

FOOTBALL STAFF

PLAYERS

2011 SEASON IN REVIEW

COLTS HISTORY

RECORDS

COLTS IN THE COMMUNITY



MOST TOUCHDOWNS (SEASON)

- 49 Peyton Manning, 2004
- 33 Peyton Manning (3), 2000,09,10
- 32 John Unitas, 1959
- 31 Peyton Manning (2), 2006-07
- 29 Peyton Manning, 2003
- 28 Peyton Manning, 2005
- 27 Peyton Manning (2), 2002,08
- 26 Earl Morrall, 1968
- 26 Peyton Manning (3), 1998-99,01

MOST TOUCHDOWNS (ROOKIE)

- 26 Peyton Manning, 1998
- 16 Jeff George, 1990
- 10 George Shaw, 1955
- 9 John Unitas, 1956
- 8 Jack Trudeau, 1986
- 8 Chris Chandler, 1988

MOST TOUCHDOWNS (GAME)

- 6 Peyton Manning at N.O., Sept. 28, 2003
- 6 Peyton Manning at Det. Nov. 25, 2004
- 5 Gary Cuzzo at Min, Nov. 4, 1965
- 5 Gary Hogeboom at Buf, Oct. 4, 1987
- 5 Peyton Manning vs. Atl, Dec. 14, 2003
- 5 Peyton Manning vs. G.B., Sept. 26, 2004
- 5 Peyton Manning at K.C., Oct. 31, 2004
- 5 Peyton Manning vs. Hou, Nov. 14, 2004
- 4 (40 times) Last: Peyton Manning at N.E., Nov. 21, 2010

MOST TOUCHDOWNS (ROOKIE-GAME)

- 3 John Unitas vs. LA Rams, Nov. 25, 1956
- 3 Jeff George at Cin, Nov. 25, 1990
- 3 Jeff George vs. Was, Dec. 22, 1990
- 3 Peyton Manning at S.F., Oct. 18, 1998
- 3 Peyton Manning vs. NYJ, Nov. 15, 1998
- 3 Peyton Manning at Balt, Nov. 29, 1998
- 3 Peyton Manning vs. Cin, Dec. 13, 1998
- 2 (16 times) Last: Jim Sorgi at Den, Jan. 2, 2005

MOST GAMES WITH TOUCHDOWNS (CAREER)

- 182 Peyton Manning, 1998-11
- 144 John Unitas, 1956-72
- 68 Bert Jones, 1973-81
- 31 Mike Pagel, 1982-85
- 31 Jim Harbaugh, 1994-97
- 30 Jack Trudeau, 1986-93

MOST GAMES WITH TOUCHDOWNS (SEASON)

- 15 Peyton Manning (5), 1998,00,02,04,06
- 14 Peyton Manning (5), 1999,01,07,08,10
- 13 Earl Morrall, 1968
- 13 Peyton Manning, 2009
- 12 John Unitas (3), 1957, 59, 67
- 12 Bert Jones (2), 1976, 80
- 12 Peyton Manning (2), 2003, 05

MOST GAMES WITH TOUCHDOWNS (ROOKIE)

- 15 Peyton Manning, 1998
- 9 Jeff George, 1990
- 8 Chris Chandler, 1988
- 7 George Shaw, 1955
- 7 Jack Trudeau, 1986
- 6 John Unitas, 1956

MOST CONSC. GAMES PASSING TDS

- 47 John Unitas, G10-1956/G10-1960
- 27 Peyton Manning, G4-1998/G14-1999
- 16 Peyton Manning, G16-2003/G15-2004
- 13 Peyton Manning, G1-13-2000
- 13 Peyton Manning, G15-16-2000/G11-2001
- 12 Peyton Manning, G1-12-2006

MOST CONSC. GAMES PASSING TDS cont...

- 11 Peyton Manning, G14-16-2006/G9-2007
- 11 John Unitas, G14-1966/G10-1967
- 11 Peyton Manning, G16-2001/G10-2002
- 11 Peyton Manning, G4-14-2005
- 10 John Unitas, G1-8,10-11-1965
- 10 Jim Harbaugh, G10-13,15-16-1995/G4-1996
- 10 Peyton Manning, G13-16-2008/G6-2009

MOST CONSC. GAMES PASSING TDS (ROOKIE)

- 13 Peyton Manning, G4-16, 1998
- 4 Bert Jones, G1-4, 1973
- 4 Jack Trudeau, G4-7, 1986
- 4 Jeff George, G9-12, 1990
- 3 (4 times) Last: Jeff George, G14-16, 1990

MOST CONSC. GAMES 2+ TD PASSES

- 13 Peyton Manning, G1-13, 2004
- 12 John Unitas, G1-12, 1959
- 8 Peyton Manning, G6-13, 2005
- 7 John Unitas, G4-8,10-11, 1965
- 7 Peyton Manning, G10-16, 2010
- 6 John Unitas, G5-10, 1960
- 5 John Unitas, G1-5, 1957
- 5 Peyton Manning, G7-11, 2008
- 5 Peyton Manning, G2-6, 2009
- 4 (8 times) Last: Peyton Manning, G1-4, 2010

HIGHEST TD PCT. (CAREER-1000 ATT)

- 5.62 John Unitas, 1956-72
- 5.53 Peyton Manning, 1998-11
- 4.95 Bert Jones, 1973-81
- 3.98 Jim Harbaugh, 1994-97
- 3.38 Mike Pagel, 1982-85

HIGHEST TD PCT. (SEASON-200 ATT)

- 9.86 Peyton Manning, 2004
- 8.72 John Unitas, 1959
- 8.20 Earl Morrall, 1968
- 8.16 John Unitas, 1965
- 7.97 John Unitas, 1957

HIGHEST TD PCT. (ROOKIE-SEASON-100 ATT)

- 4.79 Jeff George, 1990
- 4.55 John Unitas, 1956
- 4.52 Peyton Manning, 1998
- 4.22 George Shaw, 1955
- 3.70 Bert Jones, 1973

HIGHEST TD PCT. (GAME-20 ATT)

- 24.00 Peyton Manning at N.O., Sept. 28, 2003
- 23.53 Peyton Manning at Balt, Dec. 9, 2007
- 21.43 Peyton Manning at Det, Nov. 25, 2004
- 20.00 John Unitas at Atl, Nov. 12, 1967
- 20.00 Gary Hogeboom at Buf, Oct. 4, 1987

HIGHEST TD PCT. (ROOKIE-GAME-20 ATT)

- 12.50 John Unitas vs. LA Rams, Nov. 25, 1956
- 11.54 Peyton Manning vs. Cin, Dec. 13, 1998
- 10.00 Mike Pagel vs. Cin, Dec. 5, 1982
- 10.00 Peyton Manning at S.F., Oct. 18, 1998
- 9.68 Jeff George at Cin, Nov. 25, 1990

LONGEST PASSES

- 90t Jones to Roger Carr vs. NYJ, Nov. 16, 1975
- 89t Unitas to John Mackey at LA Rams, Oct. 30, 1966
- 89t Jones to Roger Carr at Buf, Nov. 9, 1975
- 88t Unitas to Tom Matte vs. Atl, Sept. 17, 1967
- 87t Painter to Garcon at T.B., Oct. 3, 2011
- 86t Manning to Marcus Pollard at N.O., Nov. 18, 2001
- 85t Harbaugh to Marshall Faulk vs. Was, Oct. 23, 1994
- 84t Trudeau to Bill Brooks at S.F., Oct. 5, 1986
- 84t Morrall to Jimmy Orr at Atl, Sept. 22, 1968
- 83t Unitas to John Mackey at Min, Sept. 18, 1966
- 82t Shaw to Buddy Young at G.B., Oct. 8, 1955
- 82t Unitas to Lenny Moore at S.F., Dec. 8, 1957
- 82t Chandler to Clarence Verdin at LA Rams, Sept. 17, 1989

LONGEST PASSES (ROOKIE)

- 84t Trudeau to Bill Brooks at S.F., Oct. 5, 1986
- 82t Shaw to Buddy Young at G.B., Oct. 8, 1955
- 78t Manning to Marshall Faulk vs. N.O., Sept. 27, 1998
- 71t Sorgi to Reggie Wayne at Den, Jan. 2, 2005
- 68t George to Bill Brooks vs. N.E., Sept. 16, 1990
- 66t DeBello to Bert Rechichar at Phil, Nov. 15, 1953

HIGHEST AVG. PER ATTEMPT (CAREER-1000 ATT)

- 7.78 John Unitas, 1956-72
- 7.60 Peyton Manning, 1998-11
- 7.17 Bert Jones, 1973-81
- 7.08 Jim Harbaugh, 1994-97
- 6.48 Mike Pagel, 1982-85

HIGHEST AVG. PER ATTEMPT (SEASON-200 ATT)

- 9.26 John Unitas, 1964
- 9.18 John Unitas, 1968
- 9.17 Peyton Manning, 2004
- 9.05 Bert Jones, 1976

HIGHEST AVG. PER ATTEMPT (ROOKIE-SEASON-100 ATT)

- 7.57 John Unitas, 1956
- 6.95 Chris Chandler, 1988
- 6.69 George Shaw, 1955
- 6.50 Peyton Manning, 1998
- 6.44 Jeff George, 1990

HIGHEST AVG. PER ATTEMPT (GAME-20 ATT)

- 18.50 John Unitas at Atl, Nov. 12, 1967
- 15.67 John Unitas vs. Det, Nov. 10, 1963
- 15.64 John Unitas vs. Min, Dec. 8, 1963
- 14.65 Peyton Manning at Balt, Dec. 9, 2007

ADMINISTRATION

COACHING STAFF

FOOTBALL OPERATIONS

FOOTBALL STAFF

PLAYERS

2011 SEASON IN REVIEW

COLTS HISTORY

RECORDS

COLTS IN THE COMMUNITY



ADMINISTRATION

**HIGHEST AVG. PER ATTEMPT
(ROOKIE-GAME-20 ATT)**

12.21	John Unitas vs. LA Rams, Nov. 25, 1956
11.32	Jeff George vs. NYJ, Nov. 18, 1990
10.47	John Unitas at Det, Nov. 18, 1996

HIGHEST AVG. PER COMP (CAREER-1000 ATT)

14.22	John Unitas, 1956-72
12.78	Bert Jones, 1973-81
15.98	Mike Pagel, 1982-85
11.88	Jack Trudeau, 1986-93
11.71	Peyton Manning, 1998-11

HIGHEST AVG. PER COMP (SEASON-200 ATT)

17.87	John Unitas, 1964
16.31	John Unitas, 1960
19.58	Earl Morrall, 1968
15.43	John Unitas, 1965
15.02	John Unitas, 1959
15.00	Bert Jones, 1976

**HIGHEST AVG. PER COMP
(ROOKIE-SEASON-100 ATT)**

13.62	John Unitas, 1956
13.33	George Shaw, 1965
12.55	Chris Chandler, 1988
12.53	Bert Jones, 1973
11.89	Jeff George, 1990

HIGHEST AVG. PER COMP (GAME-20 ATT)

22.25	John Unitas vs. S.F., Nov. 26, 1960
22.12	John Unitas vs. Det, Nov. 10, 1963
21.93	John Unitas vs. Chi, Oct. 2, 1960
21.86	Bert Jones at Buf, Nov. 9, 1975
21.85	John Unitas vs. Min, Oct. 1, 1961

**HIGHEST AVG. PER COMP
(ROOKIE-GAME-20 ATT)**

18.47	John Unitas at Det, Nov. 18, 1956
17.79	Jeff George vs. NYJ, Nov. 18, 1990
17.67	Jeff George at N.E., Nov. 11, 1990
16.67	George Shaw vs. S.F., Nov. 27, 1955
16.28	John Unitas vs. LA Rams, Nov. 25, 1956

MOST INTERCEPTIONS (CAREER)

246	John Unitas, 1956-72
198	Peyton Manning, 1998-11
97	Bert Jones, 1973-81
62	Jack Trudeau, 1986-93
47	Mike Pagel, 1982-85
46	Jeff George, 1990-93
40	Earl Morrall, 1968-71
31	George Shaw, 1955-58
31	Marty Domres, 1972-75
26	Jim Harbaugh, 1994-97

MOST INTERCEPTIONS (SEASON-200 ATT)

28	Peyton Manning, 1998
24	John Unitas, 1960
24	John Unitas, 1961
24	John Unitas, 1966
23	John Unitas, 1962
23	Peyton Manning, 2001
21	Bill Troup, 1978
21	Bert Jones, 1980
20	John Unitas, 1969
20	Bert Jones, 1981

MOST INTERCEPTIONS

(ROOKIE-SEASON-100 ATT)

28	Peyton Manning, 1998
19	George Shaw, 1955
18	Jack Trudeau, 1986
13	Jeff George, 1990
12	Bert Jones, 1973
12	Chris Chandler, 1988

MOST INTERCEPTIONS (GAME)

6	Peyton Manning at S.D., Nov. 11, 2007
5	Fred Enke at G.B., Oct. 18, 1953
5	Fred Enke at Det, Nov. 17, 1953
5	John Unitas vs. S.F., Nov. 26, 1960
5	John Unitas at G.B., Oct. 8, 1961
5	John Unitas at Det, Nov. 20, 1966
5	John Unitas vs. Chi, Nov. 29, 1970
5	Bill Troup vs. Mia, Sept. 10, 1978
4	(17 times) Last: Peyton Manning vs. Dal, Dec. 5, 2010

MOST INTERCEPTIONS (ROOKIE-GAME)

4	George Shaw vs. G.B., Oct. 29, 1955
4	Bert Jones vs. NYJ, Sept. 23, 1973
4	Bert Jones vs. N.O., Sept. 30, 1973
4	Jack Trudeau vs. N.E., Nov. 9, 1986
4	Jack Trudeau at NYJ, Nov. 16, 1986
4	Jeff George vs. N.E., Sept. 16, 1990
3	(8 times) Last: Peyton Manning vs. N.O., Sept. 27, 1998

FEWEST INTERCEPTIONS (SEASON-200 ATT)

4	Jim Harbaugh, 1997 (309)
5	Jim Harbaugh, 1995 (314)
6	John Unitas, 1964 (305)
6	Marty Domres, 1972 (222)
6	Jack Trudeau, 1987 (229)
6	Jeff George, 1993 (407)
6	Jim Harbaugh, 1994 (202)
7	John Unitas, 1958 (263)
7	Mike Pagel, 1982 (221)

**FEWEST INTERCEPTIONS
(ROOKIE-SEASON-100 ATT)**

7	Mike Pagel, 1982 (221)
10	John Unitas, 1956 (198)
12	Bert Jones, 1973 (108)
12	Chris Chandler, 1988 (233)
13	Jeff George, 1990 (334)

**LOWEST INTERCEPTION PCT.
(CAREER-1000 ATT)**

2.1	Jim Harbaugh, 1994-97
2.7	Peyton Manning, 1998-11
3.0	Jeff George, 1990-93
3.9	Bert Jones, 1973-81
4.0	Jack Trudeau, 1986-93

**LOWEST INTERCEPTION PCT.
(SEASON-200 ATT)**

1.29	Jim Harbaugh, 1997
1.48	Jeff George, 1993
1.59	Jim Harbaugh, 1995
1.62	Peyton Manning, 2006
1.77	Peyton Manning, 2003

**LOWEST INTERCEPTION PCT.
(ROOKIE-SEASON-100 ATT)**

3.17	Mike Pagel, 1982
3.89	Jeff George, 1990
4.32	Jack Trudeau, 1986
4.87	Peyton Manning, 1998
5.05	John Unitas, 1956

**MOST CONSC. PASSES WITHOUT
INTERCEPTION (CAREER)**

202	Jeff George, G10-16, 1993
190	Peyton Manning, G13-16, 2006/ G2, 2007
179	Jim Harbaugh, G3-9, 1996
179	Jim Harbaugh, G6-7, 12-16, 1997
165	Peyton Manning, G16-2009/G1-4, 2010
155	Paul Justin, G13, 1995/G4, 1997
138	Peyton Manning, G7-11, 2008
134	Peyton Manning, G1-5, 2006
132	John Unitas, G8-13, 1964
132	Bert Jones, G2-8, 1977
128	Marty Domres, G5-11, 1972

HIGHEST RATING (CAREER-1000 ATT)

94.9	Peyton Manning, 1998-11
86.6	Jim Harbaugh, 1994-97
78.8	John Unitas, 1956-72
78.8	Bert Jones, 1973-81
72.0	Jeff George, 1990-93

HIGHEST RATING (SEASON-200 ATT)

121.1	Peyton Manning, 2004
104.1	Peyton Manning, 2005
102.5	Bert Jones, 1976
101.0	Peyton Manning, 2006
100.7	Jim Harbaugh, 1995
99.9	Peyton Manning, 2009
99.0	Peyton Manning, 2003
98.0	Peyton Manning, 2007
97.4	John Unitas, 1965
96.4	John Unitas, 1964

HIGHEST RATING (ROOKIE-SEASON-100 ATT)

74.0	John Unitas, 1956
73.8	Jeff George, 1990
71.2	Peyton Manning, 1998
67.2	Chris Chandler, 1988
62.4	Mike Pagel, 1982

RECEIVING

MOST RECEPTIONS (CAREER)

1102	Marvin Harrison, 1996-08
862	Reggie Wayne, 2001-11
631	Raymond Berry, 1955-67
427	Dallas Clark, 2003-11
411	Bill Brooks, 1986-92
363	Lenny Moore, 1956-67
356	Edgerrin James, 1999-05
333	Don McCauley, 1971-81
320	John Mackey, 1963-71
303	Jimmy Orr, 1961-70

MOST RECEPTIONS (SEASON)

143	Marvin Harrison, 2002
115	Marvin Harrison, 1999
111	Reggie Wayne, 2010
109	Marvin Harrison, 2001
104	Reggie Wayne, 2007
102	Marvin Harrison, 2000
100	Dallas Clark, 2009
100	Reggie Wayne, 2009
95	Marvin Harrison, 2006

MOST RECEPTIONS (ROOKIE)

65	Bill Brooks, 1986
64	Marvin Harrison, 1996
62	Edgerrin James, 1999
60	Austin Collie, 2009
52	Andre Rison, 1989
52	Marshall Faulk, 1994
50	Randy McMillan, 1981
50	Jerome Pathon, 1998

COACHING
STAFF

FOOTBALL
OPERATIONS

FOOTBALL
STAFF

PLAYERS

2011 SEASON
IN REVIEW

COLTS
HISTORY

RECORDS

COLTS IN THE
COMMUNITY



MOST RECEPTIONS (GAME)

- 15 Reggie Wayne at Jax, Oct. 3, 2010
- 14 Marvin Harrison at Cle, Dec. 26, 1999
- 14 Marvin Harrison vs. Dal, Nov. 17, 2002
- 14 Dallas Clark vs. Hou, Nov. 8, 2009
- 14 Reggie Wayne vs. Dal, Dec. 5, 2010
- 13 Lydell Mitchell vs. NYJ, Dec. 15, 1974
- 13 Joe Washington at K.C., Sept. 2, 1979
- 13 Marvin Harrison at S.D., Sept. 26, 1999
- 13 Marvin Harrison at NE, Oct. 22, 2000
- 12 (11 times) Last: Austin Collie at Den, Sept. 26, 2010

MOST RECEPTIONS (GAME) (ROOKIE)

- 11 Randy McMillan vs. NYJ, Nov. 8, 1981
- 9 Randy McMillan at Mia, Nov. 1, 1981
- 9 Bill Brooks at NYJ, Nov. 16, 1986
- 8 Sean Dawkins vs. Dal, Oct. 10, 1993
- 8 Marshall Faulk vs. Was, Oct. 23, 1994
- 8 Austin Collie at Ten, Oct. 11, 2009

MOST CONS. GAMES WITH RECEPTION

- 190 Marvin Harrison, G1-1996/G16-2008
- 96 Reggie Wayne, G1-2006/G16-2011
- 77 Marshall Faulk, G1-1994/G16-1998
- 64 Dallas Clark, G1-2006/G6-2010
- 62 Jessie Hester, G3-1990/G16-1993
- 58 Jimmy Orr, G12-1961/G3-1963/G6-1963/G13-1965
- 47 Edgerrin James, G1-1999/G11-2002
- 45 Lenny Moore, G8-1957/G4-1961
- 44 Raymond Berry, G1-1959/G12-1961, G1-8, 1962
- 39 Bill Brooks, G8-1990/G16-1992

MOST GAMES WITH RECEPTIONS (CAREER)

- 190 Marvin Harrison, 1996-08
- 167 Reggie Wayne, 2001-11
- 142 Raymond Berry, 1955-67
- 116 Lenny Moore, 1956-67
- 113 Don McCauley, 1971-81
- 111 John Mackey, 1963-71
- 104 Marcus Pollard, 1995-04
- 103 Bill Brooks, 1986-92
- 110 Dallas Clark, 2003-11

MOST GAMES 10+ RECEPTIONS (CAREER)

- 16 Marvin Harrison, 1996-08
- 14 Reggie Wayne, 2001-11
- 11 Raymond Berry, 1955-67
- 3 Don McCauley, 1971-81
- 3 Lydell Mitchell, 1972-77
- 3 Joe Washington, 1978-80
- 3 Anthony Johnson, 1990-93
- 3 Dallas Clark, 2003-10
- 2 Austin Collie, 2009-10
- 1 Addai/Brooks/Dickey/Faulk/Hinton/James/Langhorne/McMillan/W.Richardson/Tamme

MOST GAMES 10+ RECEPTIONS (SEASON)

- 6 Marvin Harrison, 2002
- 3 Raymond Berry, 1960
- 3 Joe Washington, 1979
- 3 Marvin Harrison, 2000
- 3 Reggie Wayne (3), 2007,09-10
- 2 Raymond Berry (2), 1958-59
- 2 Lydell Mitchell, 1974
- 2 Anthony Johnson, 1991
- 2 Marvin Harrison (3), 1999,03-04
- 2 Austin Collie, 2010

MOST SEASONS LEADING TEAM (*tied)

- 9 Marvin Harrison, 1996-97,99-04,06
- 8 Raymond Berry, 1957-61,64-66
- 6 Reggie Wayne, 2005,07-08,09-11
- 4 Lydell Mitchell, 1974-77
- 4 Bill Brooks, 1987-89,91
- 3 Tom Mitchell, 1971-72,73*
- 3 Marshall Faulk, 1994*,95,98

MOST CONS. SEASONS LEADING TEAM (*tied)

- 6 Marvin Harrison, 1999-04
- 5 Raymond Berry, 1957-61
- 4 Lydell Mitchell, 1974-77
- 5 Reggie Wayne, 2007-08,09-11
- 3 Raymond Berry, 1964-66
- 3 Tom Mitchell, 1972,73*
- 3 Bill Brooks, 1987-89

MOST SEASONS 50+ RECEPTIONS

- 12 Marvin Harrison, 1996-06,08
- 9 Reggie Wayne, 2003-11
- 7 Raymond Berry, 1958-62, 65-66
- 6 Bill Brooks, 1986-91
- 5 Edgerrin James, 1999-00, 02-04

CONS. SEASONS 50+ RECEPTIONS

- 11 Marvin Harrison, 1996-06
- 9 Reggie Wayne, 2003-11
- 6 Bill Brooks, 1986-91
- 5 Raymond Berry, 1958-62
- 4 Lydell Mitchell, 1974-77
- 4 Jessie Hester, 1990-93
- 4 Sean Dawkins, 1994-97

MOST RECEPTIONS 2 PLAYERS (SEASON)

- 204 Harrison (143)/James (61), 2002
- 200 Clark (100)/Wayne (100), 2009
- 181 Harrison (95)/Wayne (86), 2006
- 178 Wayne (111)/Garcon (67)/Tamme (67), 2010
- 177 Harrison (115)/James (62), 1999

MOST RECEPTIONS 3 PLAYERS (SEASON)

- 260 Clark (100)/Wayne (100)/Collie (60), 2009
- 253 Harrison (143)/James (61)/Wayne (49), 2002
- 245 Wayne (111)/Garcon (67)/Tamme (67), 2010
- 231 Harrison (86)/Wayne (77)/Stokley (68), 2004
- 221 Harrison (95)/Wayne (86)/Addai (40), 2006

TRIO OF 50+ SEASONAL RECEIVERS

- Brooks (63)/Rison (52)/Bentley (52), 1989
- Bentley (71)/Brooks (62)/Hester (54), 1990
- Langhorne (85)/Hester (64)/Johnson (55), 1993
- Turner (52)/Faulk (52)/Dawkins (51), 1994
- Harrison (64)/Faulk (56)/Dawkins (54), 1996
- Faulk (86)/Harrison (59)/Pathon (50), 1998
- Harrison (102)/James (63)/Pathon (50), 2000
- Harrison (94)/Wayne (68)/James (51), 2003
- Harrison (86)/Wayne (77)/Stokley (68)/James (51), 2004
- Wayne (82)/Clark (77)/Harrison (60)/Gonzalez (57), 2008
- Clark (100)/Wayne (100)/Collie (60)/Addai (51), 2009
- Wayne (111)/Garcon (67)/Tamme (67)/Collie (58), 2010

MOST YARDS (CAREER)

- 14580 Marvin Harrison, 1996-08
- 11708 Reggie Wayne, 2001-11
- 9275 Raymond Berry, 1955-67
- 6039 Lenny Moore, 1956-67
- 5859 Jimmy Orr, 1961-70
- 5818 Bill Brooks, 1986-92
- 5126 John Mackey, 1963-71
- 4887 Dallas Clark, 2003-11
- 4770 Roger Carr, 1974-81
- 3684 Jim Mutscheller, 1954-61

MOST YARDS (SEASON)

- 1722 Marvin Harrison, 2002
- 1663 Marvin Harrison, 1999
- 1524 Marvin Harrison, 2001
- 1510 Reggie Wayne, 2007
- 1413 Marvin Harrison, 2000
- 1366 Marvin Harrison, 2006
- 1355 Reggie Wayne, 2010
- 1310 Reggie Wayne, 2006
- 1298 Raymond Berry, 1960
- 1272 Marvin Harrison, 2003
- 1264 Reggie Wayne, 2009
- 1210 Reggie Wayne, 2004
- 1146 Marvin Harrison, 2005
- 1145 Reggie Wayne, 2008
- 1131 Bill Brooks, 1986
- 1113 Marvin Harrison, 2004
- 1112 Roger Carr, 1976
- 1106 Dallas Clark, 2009
- 1077 Brandon Stokley, 2004
- 1055 Reggie Wayne, 2005
- 1038 Reggie Langhorne, 1993

MOST YARDS (ROOKIE)

- 1131 Bill Brooks, 1986
- 836 Marvin Harrison, 1996
- 820 Andre Rison, 1989
- 726 John Mackey, 1963
- 676 Austin Collie, 2009

MOST YARDS (GAME)

- 224 Raymond Berry at Was, Nov. 10, 1957
- 210 Roger Carr at NYJ, Oct. 24, 1976
- 203 Reggie Langhorne at Was, Nov. 7, 1993
- 200 Reggie Wayne vs. Dal, Dec. 5, 2010
- 198 Roger Carr vs. Cin, Sept. 19, 1976
- 196 Marvin Harrison at S.D., Sept. 26, 1999
- 196 Reggie Wayne at Jax, Oct. 3, 2010
- 195 Raymond Berry at Dal, Oct. 30, 1960
- 187 Roger Carr at N.E., Sept. 18, 1978
- 186 Raymond Berry at Det, Oct. 23, 1960

MOST YARDS (ROOKIE-GAME)

- 177 Bill Brooks at NYJ, Nov. 16, 1986
- 144 John Mackey vs. Min, Dec. 8, 1963
- 135 Andre Rison vs. Cle, Dec. 10, 1989
- 134 (3 times) Last: Anthony Gonzalez at Balt, Dec. 9, 2007

MOST SEASONS LEADING TEAM

- 9 Marvin Harrison, 1996-97,99-03,05-06
- 6 Reggie Wayne, 2004,07-11
- 5 Jimmy Orr, 1962-65,68
- 5 Bill Brooks, 1986-89,91
- 4 Raymond Berry, 1957,59-61
- 3 Roger Carr, 1976,78,80

MOST CONS. SEASONS LEADING TEAM

- 5 Marvin Harrison, 1999-03
- 5 Reggie Wayne, 2007-11
- 4 Jimmy Orr, 1962-65
- 4 Bill Brooks, 1986-89

MOST 100+ GAMES (CAREER)

- 59 Marvin Harrison, 1996-08
- 38 Reggie Wayne, 2001-11
- 23 Raymond Berry, 1955-67
- 18 Jimmy Orr, 1961-70
- 17 Lenny Moore, 1956-67
- 10 Roger Carr, 1974-81
- 9 Bill Brooks, 1986-92
- 8 John Mackey, 1963-71
- 7 Dallas Clark, 2003-09
- 6 Jim Mutscheller, 1954-61
- 6 Glenn Doughty, 1972-79
- 6 Brandon Stokley, 2003-06
- 6 Pierre Garcon, 2009-11

ADMINISTRATION

COACHING STAFF

FOOTBALL OPERATIONS

FOOTBALL STAFF

PLAYERS

2011 SEASON IN REVIEW

COLTS HISTORY

RECORDS

COLTS IN THE COMMUNITY



ADMINISTRATION

COACHING STAFF

FOOTBALL OPERATIONS

FOOTBALL STAFF

PLAYERS

2011 SEASON IN REVIEW

COLTS HISTORY

RECORDS

COLTS IN THE COMMUNITY

MOST 100+ GAMES (SEASON)

- 10 Marvin Harrison, 2002
- 9 Marvin Harrison, 1999
- 8 Marvin Harrison, 2000
- 7 Raymond Berry, 1960
- 6 Marvin Harrison (4), 2001, 03, 05-06
- 6 Reggie Wayne, 2007
- 5 Lenny Moore, 1958
- 5 Brandon Stokley, 2004
- 5 Reggie Wayne (2), 2006, 09
- 4 Raymond Berry, 1959
- 4 Lenny Moore (2), 1959, 60
- 4 Jimmy Orr, 1962
- 4 Marvin Harrison, 2004
- 4 Reggie Wayne (3), 2004, 08, 10

MOST 100+ GAMES (ROOKIE)

- 3 Andre Rison, 1989
- 2 Ray Perkins, 1967
- 2 Bill Brooks, 1986
- 2 Marvin Harrison, 1996
- 2 Anthony Gonzalez, 2007
- 1 Clark/Dawkins/Dilger/Hinton/Johnson/Mackey/Wilkins

MOST CONSC. 100+ GAMES (*ROOKIE)

- 6 Raymond Berry, G5-10, 1960
- 4 Marvin Harrison, G12-15, 1999
- 4 Marvin Harrison, G5-8, 2000
- 4 Marvin Harrison, G2-5, 2002
- 4 Marvin Harrison, G9-12, 2002
- 4 Marvin Harrison, G4-7, 2003
- 3 Marvin Harrison, G1-3, 1999
- 3 Marvin Harrison, G1-3, 2000
- 2 (25 times) Last: Reggie Wayne, G12-13, 2010; *ROOKIE: Bill Brooks, G11-12, 1986; Marvin Harrison, G14-15, 1996

MOST TOUCHDOWNS (CAREER)

- 128 Marvin Harrison, 1996-08
- 73 Reggie Wayne, 2001-11
- 68 Raymond Berry, 1955-67
- 50 Jimmy Orr, 1961-70
- 48 Lenny Moore, 1956-67
- 46 Dallas Clark, 2003-11
- 40 Jim Mutscheller, 1954-61
- 38 John Mackey, 1963-71
- 35 Marcus Pollard, 1995-04
- 29 Roger Carr, 1974-81

MOST TOUCHDOWNS (SEASON)

- 15 Marvin Harrison (2), 2001, 04
- 14 Raymond Berry, 1959
- 14 Marvin Harrison, 2000
- 12 Marvin Harrison (3), 1999, 2005-06
- 12 Reggie Wayne, 2004
- 11 Jimmy Orr, 1962
- 11 Roger Carr, 1976
- 11 Marvin Harrison, 2002
- 11 Dallas Clark, 2007
- 10 (7 times) Last: Dallas Clark/Reggie Wayne, 2009

MOST TOUCHDOWNS (ROOKIE)

- 8 Bill Brooks, 1986
- 8 Marvin Harrison, 1996
- 7 John Mackey, 1963
- 7 Austin Collie, 2009

MOST TOUCHDOWNS (GAME)

- 3 Jim Mutscheller at GBM, Oct. 13, 1957
- 3 Raymond Berry at Dal, Oct. 30, 1960
- 3 Raymond Berry vs. G.B., Nov. 6, 1960
- 3 Lenny Moore vs. Min, Oct. 1, 1961
- 3 Jimmy Orr vs. Was, Dec. 8, 1962

MOST TOUCHDOWNS (GAME) cont...

- 3 Jimmy Orr vs. LA Rams, Oct. 4, 1964
- 3 Roger Carr vs. Cin, Sept. 19, 1976
- 3 Marvin Harrison at K.C., Dec. 15, 1996
- 3 Ken Dilger vs. Mia, Dec. 14, 1997
- 3 Marvin Harrison at S.F., Oct. 18, 1998
- 3 Marvin Harrison at N.E., Sept. 19, 1999
- 3 Marvin Harrison vs. Min, Dec. 24, 2000
- 3 Marvin Harrison vs. Buf, Sept. 23, 2001
- 3 Marvin Harrison vs. Mia, Nov. 11, 2001
- 3 Marvin Harrison at N.O., Sept. 28, 2003
- 3 Brandon Stokley at Det, Nov. 25, 2004
- 3 Marvin Harrison at Det, Nov. 25, 2004
- 3 Reggie Wayne at Den, Oct. 29, 2006
- 3 Marvin Harrison vs. Cin, Dec. 18, 2006
- 3 Dallas Clark vs. Den, Dec. 13, 2009

MOST TOUCHDOWNS (ROOKIE-GAME)

- 3 Marvin Harrison at K.C., Dec. 15, 1996
- 2 John Mackey vs. Min, Dec. 8, 1963
- 2 Preston Pearson at LA Rams, Dec. 15, 1968
- 2 Marshall Johnson at NYJ, Oct. 26, 1975
- 2 Anthony Gonzalez at Balt, Dec. 9, 2007
- 2 Austin Collie at Ten, Oct. 11, 2009

MOST GAMES WITH TOUCHDOWNS (CAREER)

- 90 Marvin Harrison, 1996-08
- 64 Reggie Wayne, 2001-11
- 56 Raymond Berry, 1955-67
- 39 Lenny Moore, 1956-67
- 38 Dallas Clark, 2003-11
- 37 Jimmy Orr, 1961-70
- 34 Jim Mutscheller, 1954-61
- 33 John Mackey, 1963-71
- 33 Marcus Pollard, 1995-04
- 27 Bill Brooks, 1986-92

MOST GAMES WITH TOUCHDOWNS (SEASON)

- 11 Marvin Harrison, 2004
- 10 Raymond Berry, 1959
- 10 Marvin Harrison, 2000
- 10 Reggie Wayne, 2004
- 9 Marvin Harrison, 2001
- 9 Marvin Harrison, 2005
- 9 Reggie Wayne (2), 2007, 09
- 8 (4 times) Last: Dallas Clark, 2007
- 7 (12 times) Last: Dallas Clark, 2009

MOST CONSC. GAMES RECEIVING TDS

- 7 Raymond Berry, G8-12-1959/G2-1960
- 5 Jim Mutscheller, G12-1956/G4-1957
- 5 Jim Mutscheller, G11-12-1958/G3-1959
- 5 Raymond Berry, G10-11-1958/G3-1959
- 5 Jimmy Orr, G12-14-1962/G2-1963
- 5 Raymond Berry, G5-9, 1965
- 5 Marvin Harrison, G10-14, 2004
- 5 Dallas Clark, G2-6, 2007
- 5 Reggie Wayne, G3-7, 2009
- 4 (9 times) Last: Austin Collie, G1-4, 2010

MOST SEASONS LEADING TEAM (*tied)

- 11 Marvin Harrison, 1996-97, 98*, 99-06
- 4 Raymond Berry, 1958-60, 64*
- 4 Glenn Doughty, 1973*, 74*, 75*, 77*
- 3 (9 times) Last: Dallas Clark, 2007, 08*, 09*

MOST CONSC. SEASONS LEADING TEAM (*tied)

- 11 Marvin Harrison, 1996-97, 98*, 99-06
- 3 Glenn Doughty, 1973*, 74*, 75*
- 3 Raymond Berry, 1958-60
- 3 Jim Mutscheller 1955-57
- 3 Willie Richardson, 1967-68, 69*
- 3 Dallas Clark, 2007, 08*, 09*

LONGEST RECEPTIONS

- 90t Carr from Jones vs. NYJ, Nov. 16, 1975
- 89t Mackey from Unitas at LA Rams, Oct. 30, 1966
- 89t Carr from Jones at Buf, Nov. 9, 1975
- 88t Matte from Unitas vs. Atl, Sept. 17, 1967
- 87t Garcon from Painter at T.B., Oct. 3, 2011
- 86t Pollard from Manning at N.O., Nov. 18, 2001
- 85t Faulk from Harbaugh vs. Was, Oct. 23, 1994
- 84t Brooks from Trudeau at S.F., Oct. 5, 1986
- 84t Orr from Morrall at Atl, Sept. 22, 1968
- 83t Mackey from Unitas at Min, Sept. 18, 1966
- 82t Young from Shaw at G.B., Oct. 8, 1955
- 82t Moore from Unitas at S.F., Dec. 8, 1957
- 82t Verdin from Chandler at LA Rams, Sept. 17, 1989

LONGEST RECEPTIONS (ROOKIE)

- 85t Faulk from Jim Harbaugh vs. Wash, Oct. 23, 1994
- 84t Brooks from Jack Trudeau at S.F., Oct. 5, 1986
- 80t Wilkins from Peyton Manning at Phil, Nov. 21, 1999
- 78t Womble from Garry Kerkerian vs. S.F., Nov. 28, 1954
- 74t Turner from Lamar McHan vs. Min, Dec. 16, 1962

HIGHEST AVERAGE (CAREER-100 REC)

- 19.3 Jimmy Orr, 1961-70
- 18.8 Roger Carr, 1974-81
- 17.1 Ray Butler, 1980-85
- 16.8 Jim Mutscheller, 1954-61
- 16.6 Lenny Moore, 1956-67
- 16.2 Glenn Doughty, 1972-79
- 15.3 Willie Richardson, 1963-69, 71
- 14.7 Raymond Berry, 1955-67
- 14.4 Jessie Hester, 1990-93
- 14.3 Raymond Chester, 1973-77

HIGHEST AVERAGE (SEASON-30 REC)

- 25.9 Roger Carr, 1976
- 21.7 Jimmy Orr, 1964
- 21.0 Roger Carr, 1978
- 20.8 Lenny Moore, 1960
- 20.7 John Mackey, 1963
- 20.4 John Mackey, 1964
- 18.9 Willie Richardson, 1968
- 18.8 Jimmy Orr, 1965
- 18.7 Lenny Moore, 1958
- 18.1 Ray Butler, 1981

HIGHEST AVERAGE (ROOKIE-30 REC)

- 20.7 John Mackey, 1963
- 17.4 Bill Brooks, 1986
- 16.9 Ray Butler, 1980
- 15.8 Andre Rison, 1989
- 15.6 Anthony Gonzalez, 2007

HIGHEST AVERAGE (GAME-3 REC)

- 48.8 Raymond Berry at Dal, Oct. 30, 1960
- 42.0 Roger Carr at NYJ, Oct. 24, 1976
- 42.0 Marcus Pollard at N.O., Nov. 18, 2001
- 40.0 Torrance Small at Sea, Dec. 20, 1998
- 39.3 Lenny Moore vs. Chi, Oct. 4, 1958
- 36.3 Ray Butler vs. Mia, Sept. 27, 1981
- 36.3 Glenn Doughty at Det, Oct. 21, 1973
- 36.0 Bill Brooks vs. Den, Oct. 31, 1988
- 35.7 Lenny Moore vs. Min, Nov. 15, 1964
- 35.0 Lenny Moore vs. Chi, Oct. 2, 1960
- 35.0 Marshall Johnson at NYJ, Oct. 26, 1975



HIGHEST AVERAGE (ROOKIE-GAME-3 REC)

- 35.0 Marshall Johnson at NYJ, Oct. 26, 1975
- 28.8 John Mackey vs. Min, Dec. 8, 1963
- 28.3 Royce Womble vs. S.F., Nov. 22, 1954
- 28.0 John Mackey at Min, Nov. 17, 1963
- 27.8 Terrence Wilkins at Phil, Nov. 21, 1999

PLAYS FROM SCRIMMAGE

MOST ATTEMPTS (CAREER)

- 2544 Edgerrin James, 1999-05
- 1689 Lydell Mitchell, 1972-77
- 1686 Marshall Faulk, 1994-98
- 1451 Tom Matte, 1961-72
- 1432 Lenny Moore, 1956-67
- 1396 Eric Dickerson, 1987-91
- 1286 Joseph Addai, 2006-11
- 1154 Randy McMillan, 1981-86
- 1112 Marvin Harrison, 1996-08
- 1103 Don McCauley, 1971-81

MOST ATTEMPTS (SEASON)

- 450 Edgerrin James, 2000
- 431 Edgerrin James, 1999
- 424 Eric Dickerson, 1988
- 410 Marshall Faulk, 1994
- 404 Edgerrin James, 2005
- 385 Edgerrin James, 2004
- 372 Lydell Mitchell, 1977
- 366 Marshall Faulk, 1994
- 361 Edgerrin James, 2003
- 349 Lydell Mitchell, 1975, 1976

MOST ATTEMPTS (ROOKIE)

- 431 Edgerrin James, 1999
- 366 Marshall Faulk, 1994
- 267 Dominic Rhodes, 2001
- 266 Joseph Addai, 2006
- 240 Alan Ameche, 1955

MOST ATTEMPTS (GAME)

- 42 Lydell Mitchell at NYJ, Oct. 20, 1974
- 42 Edgerrin James vs. NYJ, Nov. 16, 2003
- 39 Eric Dickerson vs. Buf, Dec. 18, 1988
- 39 Edgerrin James at Sea, Oct. 15, 2000
- 39 Edgerrin James at Jax, Dec. 11, 2005
- 38 Dominic Rhodes at Buf, Nov. 4, 2001
- 38 Edgerrin James vs. Mia, Sept. 15, 2002
- 37 Lydell Mitchell at Sea, Sept. 18, 1977
- 37 Edgerrin James at Mia, Dec. 17, 2000
- 37 Edgerrin James at N.E., Nov. 7, 2005
- 36 Lydell Mitchell vs. Mia, Dec. 9, 1973
- 36 Lydell Mitchell vs. Mia, Dec. 14, 1975
- 36 Eric Dickerson vs. S.D., Nov. 8, 1987
- 36 Marshall Faulk at N.E., Sept. 13, 1998
- 36 Edgerrin James vs. NYJ, Nov. 12, 2000

MOST ATTEMPTS (ROOKIE-GAME)

- 38 Dominic Rhodes at Buf, Nov. 4, 2001
- 34 Edgerrin James vs. Dal, Oct. 31, 1999
- 33 Rodney Culver at N.E., Dec. 6, 1992
- 33 Edgerrin James at N.E., Sept. 19, 1999
- 33 Dominic Rhodes vs. S.F., Nov. 25, 2001
- 33 Dominic Rhodes vs. Den, Jan. 6, 2002

MOST SEASONS 200+ ATTEMPTS

- 6 Edgerrin James, 1999-00,02-05
- 5 Lydell Mitchell, 1973-77
- 5 Marshall Faulk, 1994-98
- 4 Eric Dickerson, 1987-89,91
- 3 Tom Matte, 1968-69,71
- 3 Curtis Dickey, 1980-81,83
- 3 Randy McMillan, 1983,85-86
- 3 Joseph Addai, 2006-07,09

CONSC. SEASONS 200+ ATTEMPTS

- 5 Lydell Mitchell, 1973-77
- 5 Marshall Faulk, 1994-98
- 4 Edgerrin James, 2002-05
- 3 Eric Dickerson, 1987-89
- 2 Addai/Ameche/Dickey/James/Matte/McMillan/Washington

MOST YARDS (CAREER)

- 14608 Marvin Harrison, 1996-08
- 12065 Edgerrin James, 1999-05
- 11708 Reggie Wayne, 2001-11
- 11213 Lenny Moore, 1956-67
- 9275 Raymond Berry, 1955-67
- 8124 Marshall Faulk, 1994-98
- 8010 Lydell Mitchell, 1972-77
- 7515 Tom Matte, 1961-72
- 6276 Eric Dickerson, 1987-91
- 5901 Joseph Addai, 2006-11
- 5894 Bill Brooks, 1986-92

MOST YARDS (SEASON)

- 2303 Edgerrin James, 2000
- 2227 Marshall Faulk, 1998
- 2139 Edgerrin James, 1999
- 2036 Eric Dickerson, 1988
- 2031 Edgerrin James, 2004
- 1843 Edgerrin James, 2005
- 1804 Marshall Faulk, 1994
- 1779 Lydell Mitchell, 1977
- 1755 Lydell Mitchell, 1976
- 1737 Lydell Mitchell, 1975
- 1732 Marvin Harrison, 2002
- 1667 Marvin Harrison, 1999
- 1634 Joe Washington, 1979
- 1605 Curtis Dickey, 1983

MOST YARDS (ROOKIE)

- 2139 Edgerrin James, 1999
- 1804 Marshall Faulk, 1994
- 1406 Joseph Addai, 2006
- 1328 Dominic Rhodes, 2001
- 1136 Bill Brooks, 1986
- 1102 Alan Ameche, 1955

MOST YARDS (GAME)

- 267 Marshall Faulk at Balt, Nov. 29, 1998
- 240 Anthony Johnson vs. N.E., Nov. 15, 1992
- 229 Eric Dickerson vs. T.B., Dec. 27, 1987
- 228 Edgerrin James at Sea, Oct. 15, 2000
- 226 Joseph Addai vs. N.E., Nov. 4, 2007
- 224 Raymond Berry at Was, Nov. 10, 1957
- 222 Marshall Faulk vs. S.L.L. Rams, Oct. 1, 1995
- 220 Marshall Faulk at NYJ, Dec. 7, 1997
- 220 Edgerrin James vs. Mia, Sept. 15, 2002
- 219 Lydell Mitchell vs. K.C., Nov. 30, 1975
- 217 Lenny Moore vs. Phil, Nov. 21, 1965
- 216 Alan Ameche vs. LA Rams, Nov. 25, 1956
- 216 Lydell Mitchell at S.D., Nov. 7, 1976
- 215 Edgerrin James at Chi, Nov. 21, 2004
- 213 Marshall Faulk vs. Was, Oct. 23, 1994
- 212 Lenny Moore vs. G.B., Oct. 28, 1956
- 210 Lenny Moore vs. Chi, Oct. 29, 1961
- 210 Roger Carr at NYJ, Oct. 24, 1976
- 209 Edgerrin James vs. Dal, Oct. 31, 1999
- 208 Lenny Moore at NYG, Nov. 9, 1958
- 208 Joseph Addai vs. Phil, Nov. 26, 2006
- 207 Eric Dickerson vs. Hou, Sept. 4, 1988
- 207 Edgerrin James vs. Min, Dec. 24, 2000
- 206 Edgerrin James at Hou, Dec. 28, 2003
- 203 Reggie Langhorne at Was, Oct. 7, 1993
- 202 George Wonsley vs. Det, Sept. 22, 1985
- 200 Marvin Harrison at S.D., Sept. 26, 1999
- 200 Reggie Wayne vs. Dal, Dec. 5, 2010

MOST YARDS (ROOKIE-GAME)

- 213 Marshall Faulk vs. Was, Oct. 23, 1994
- 212 Lenny Moore vs. G.B., Oct. 28, 1956
- 209 Edgerrin James vs. Dal, Oct. 31, 1999
- 208 Joseph Addai vs. Phil, Nov. 26, 2006
- 199 Edgerrin James vs. K.C., Nov. 7, 1999
- 199 Edgerrin James at Phil, Nov. 21, 1999
- 194 Alan Ameche vs. Chi, Sept. 25, 1955

MOST 1000+ SEASONS

- 8 Marvin Harrison, 1999-06
- 7 Reggie Wayne, 2004-10
- 6 Lenny Moore, 1957-61,64
- 6 Edgerrin James, 1999-00,02-05
- 5 Lydell Mitchell, 1973-77
- 5 Marshall Faulk, 1994-98
- 3 Tom Matte, 1963,67,69
- 3 Curtis Dickey, 1980-81,83
- 3 Eric Dickerson, 1987-89
- 3 Joseph Addai, 2006-07,09

MOST CONSC. 1000+ SEASONS

- 8 Marvin Harrison, 1999-06
- 7 Reggie Wayne, 2004-10
- 5 Lenny Moore, 1957-61
- 5 Lydell Mitchell, 1973-77
- 5 Marshall Faulk, 1994-98
- 4 Edgerrin James, 2002-05
- 3 Eric Dickerson, 1987-89

MOST 100+ GAMES (CAREER)

- 75 Edgerrin James, 1999-05
- 59 Marvin Harrison, 1996-07
- 47 Lenny Moore, 1956-67
- 42 Lydell Mitchell, 1972-77
- 38 Marshall Faulk, 1994-98
- 38 Reggie Wayne, 2001-11
- 29 Eric Dickerson, 1987-91
- 24 Raymond Berry, 1955-67
- 22 Tom Matte, 1961-72
- 19 Joseph Addai, 2006-11
- 18 Jimmy Orr, 1961-70
- 18 Curtis Dickey, 1980-85

MOST 100+ GAMES (SEASON)

- 15 Edgerrin James, 2000
- 13 Marshall Faulk, 1998
- 13 Edgerrin James, 2004
- 13 Edgerrin James, 2005
- 12 Edgerrin James, 1999
- 11 Lydell Mitchell, 1976
- 11 Lydell Mitchell, 1977
- 10 Lydell Mitchell, 1975
- 10 Eric Dickerson, 1988
- 10 Marvin Harrison, 2002
- 10 Edgerrin James, 2003

MOST 100+ GAMES (ROOKIE)

- 12 Edgerrin James, 1999
- 9 Marshall Faulk, 1994
- 6 Joseph Addai, 2006
- 5 Dominic Rhodes, 2001
- 4 Randy McMillan, 1981
- 3 Ameche/Dickey/Lorick/Potts/Rison Brooks/Culver/Gonzalez/Harrison/Moore/Perkins/Vessels

MOST CONSC. 100+ GAMES

- 16 Lydell Mitchell, 68-14-1975/G1-9-1976
- 13 Edgerrin James, G1-13, 2005
- 12 Edgerrin James, G1-12, 2000
- 10 Edgerrin James, G4-13, 2004
- 9 Marshall Faulk, G6-14, 1998
- 9 Edgerrin James, G7-15, 1999

ADMINISTRATION

COACHING STAFF

FOOTBALL OPERATIONS

FOOTBALL STAFF

PLAYERS

2011 SEASON IN REVIEW

COLTS HISTORY

RECORDS

COLTS IN THE COMMUNITY



ADMINISTRATION

COACHING STAFF

FOOTBALL OPERATIONS

FOOTBALL STAFF

PLAYERS

2011 SEASON IN REVIEW

COLTS HISTORY

RECORDS

COLTS IN THE COMMUNITY

MOST CONSC. 100+ GAMES cont...

- 7 Tom Matte, G5-11, 1969
- 6 Raymond Berry, G5-10, 1960
- 6 Edgerrin James, G4-6-2001/G1-3-2002
- 5 Eric Dickerson, G14-16-1988/
G1-2-1989
- 5 Marshall Faulk, G-14-16-1997/
G1-2-1998
- 5 Edgerrin James, G14-16-2000/
G1-2-2001
- 5 Edgerrin James, G10-14, 2003
- 4 Addai/Dickerson 2/Dickey/Faulk/
Harrison (5)/James/Mitchell (2)/
Moore (2)

MOST CONSC. 100+ GAMES (ROOKIE)

- 9 Edgerrin James, G7-15, 1999
- 3 Marshall Faulk, G8-10, 1994
- 3 Tony Loric, G7-9, 1964
- 2 Addai/Ameche/Brooks/Harrison/
McMillan/Moore/Rhodes

MOST 150+ GAMES (CAREER)

- 25 Edgerrin James, 1999-05
- 16 Lenny Moore, 1956-67
- 13 Marshall Faulk, 1994-98
- 12 Eric Dickerson, 1987-91
- 11 Lydell Mitchell, 1972-77
- 10 Marvin Harrison, 1996-07
- 8 Raymond Berry, 1955-67
- 6 Albert Bentley, 1985-91
- 6 Reggie Wayne, 2001-10
- 4 Jimmy Orr, 1961-70
- 4 Tom Matte, 1961-72
- 3 Addai/Ameche/Carr/Dickey/Rhodes/
Washington

MOST 150+ GAMES (SEASON)

- 7 Edgerrin James, 2000
- 6 Marshall Faulk, 1998
- 5 Lenny Moore, 1958
- 5 Eric Dickerson, 1988
- 5 Edgerrin James, 2004
- 4 Eric Dickerson, 1989
- 4 Edgerrin James, 1999
- 3 (8 times) Last: Edgerrin James, 2005

MOST 150+ GAMES (ROOKIE)

- 4 Edgerrin James, 1999
- 3 Marshall Faulk, 1994
- 3 Dominic Rhodes, 2001
- 2 Alan Ameche, 1955
- 1 Addai/Brooks/McMillan/Moore

MOST 1500+ SEASONS

- 5 Edgerrin James, 1999-00, 03-05
- 4 Marshall Faulk, 1994-95, 97-98
- 3 Lydell Mitchell, 1975-77
- 3 Marvin Harrison, 1999, 01-02
- 2 Eric Dickerson, 1988-89
- 1 Lenny Moore, 1958
- 1 Joe Washington, 1979
- 1 Curtis Dickey, 1983
- 1 Reggie Wayne, 2007

PCT. OF NET YARDAGE SEASONAL LEADERS

- 43.5 Marshall Faulk, 1998 (2227-5116)
- 41.8 Eric Dickerson, 1988 (2036-4870)
- 40.9 Marshall Faulk, 1994 (1804-4413)
- 38.8 Lydell Mitchell, 1977 (1779-4588)
- 38.6 Lydell Mitchell, 1975 (1737-4498)
- 37.5 Edgerrin James, 2000 (2303-6141)
- 37.4 Edgerrin James, 1999 (2139-5726)
- 33.9 Lydell Mitchell, 1974 (1301-3843)
- 33.8 Lenny Moore, 1958 (1536-4539)

PCT. OF NET YARDAGE

- SEASONAL LEADERS cont...**
- 33.7 Joe Washington, 1979 (1634-4846)
 - 33.7 Lydell Mitchell, 1976 (1755-5236)
 - 32.5 Eric Washington, 1978 (1333-4107)
 - 32.0 Curtis Dickey, 1983 (1605-5018)

INTERCEPTIONS

MOST (CAREER)

- 57 Bobby Boyd, 1960-68
- 37 Don Shinnick, 1957-68
- 34 Jerry Logan, 1963-72
- 34 Eugene Daniel, 1984-96
- 32 Andy Nelson, 1957-63
- 31 Rick Volk, 1967-75
- 27 Milt Davis, 1957-60
- 27 Mike Prior, 1967-92
- 25 Stan White, 1972-79
- 24 Bert Rechichar, 1953-59

MOST (SEASON)

- 11 Tom Keane, 1953
- 10 Milt Davis, 1957
- 10 Lyle Blackwood, 1977
- 9 Bobby Boyd, 1964
- 9 Bobby Boyd, 1965
- 8 Andy Nelson, 1958
- 8 Ray Brown, 1958
- 8 Bobby Boyd, 1968
- 8 Charlie Stukes, 1971
- 8 Stan White, 1975
- 8 Eugene Daniel, 1985
- 8 Ray Buchanan, 1994

MOST (ROOKIE)

- 10 Milt Davis, 1957
- 8 Ray Brown, 1958
- 7 Bobby Boyd, 1960
- 6 Rick Volk, 1967
- 6 Eugene Daniel, 1984

MOST (GAME)

- 3 Bert Rechichar vs. Chi, Sept. 27, 1953
- 3 Tom Keane at Phil, Nov. 15, 1953
- 3 Tom Keane at LA Rams, Dec. 4, 1954
- 3 Gary Glick at Was, Nov. 26, 1961
- 3 Jerry Logan at NYJ, Oct. 18, 1970
- 3 Jackie Wallace at N.E., Sept. 12, 1976
- 3 Lyle Blackwood vs. NYJ, Nov. 20, 1977
- 3 Eugene Daniel vs. G.B., Oct. 27, 1985
- 3 Leonard Coleman vs. N.O., Oct. 12, 1986
- 3 Mike Prior vs. Pho, Dec. 20, 1992

MOST (ROOKIE-GAME)

- 2 (15 times) Most: Milt Davis (3)/
Ray Brown (3)/Bobby Boyd (2)/
Last: Clint Session at S.D., Nov. 11, 2007

MOST GAMES INTERCEPTIONS (CAREER)

- 48 Bobby Boyd, 1960-68
- 31 Jerry Logan, 1963-72
- 30 Eugene Daniel, 1984-96
- 29 Rick Volk, 1967-75
- 28 Don Shinnick, 1957-68
- 26 Andy Nelson, 1957-63
- 24 Mike Prior, 1987-92
- 21 Bert Rechichar, 1953-59
- 21 Milt Davis, 1957-60
- 20 Stan White, 1972-79

MOST GAMES INTERCEPTIONS (SEASON)

- 8 Bobby Boyd, 1964
- 7 Tom Keane, 1953
- 7 Milt Davis, 1957
- 7 Bobby Boyd, 1962, 65
- 7 Ray Buchanan, 1994
- 6 (Many times) Last: Mike Prior, 1992

MOST GAMES INTERCEPTIONS (ROOKIE)

- 7 Milt Davis, 1957
- 6 Eugene Daniel, 1984
- 5 Ray Brown, 1958
- 5 Bobby Boyd, 1960
- 5 Rick Volk, 1967

MOST CONSC. GAMES INTERCEPTIONS (CAREER)

- 5 Ray Buchanan, G10-14, 1994
- 4 Carl Taseff, G8-11, 1958
- 4 Don Shinnick, G11-12-1959/G1-2-1960
- 4 Charlie Stukes, G2-5, 1971
- 3 (24 times) Last: Ray Buchanan, G12-14, 1994

MOST CONSC. GAMES INTERCEPTIONS (ROOKIE)

- 3 Milt Davis, G1-3, 1957
- 3 Don Shinnick, G1-3, 1957
- 3 Eugene Daniel, G13-15, 1984
- 2 (Many times) Last: Jason David, G12-13, 2004

MOST GAMES 2+ INTERCEPTIONS (CAREER)

- 9 Bobby Boyd, 1960-68
- 9 Don Shinnick, 1957-68
- 6 Milt Davis, 1957-60
- 6 Andy Nelson, 1957-63
- 5 Stan White, 1972-79
- 4 Tom Keane, 1953-54
- 4 Charlie Stukes, 1967-72
- 3 Blackwood/Brown/Daniel/
June/Thompson

MOST GAMES 2+ INTERCEPTIONS (ROOKIE)

- 3 Milt Davis, 1957
- 3 Ray Brown, 1958
- 2 Bobby Boyd, 1960
- 1 Braziel/Daniel/Eggers/Jones/Nelson/
Session/Volk

MOST YARDS RETURNED (CAREER)

- 994 Bobby Boyd, 1960-68
- 518 Rick Volk, 1967-75
- 418 Eugene Daniel, 1984-96
- 410 Milt Davis, 1957-60
- 397 Jerry Logan, 1963-72
- 379 Bruce Laird, 1972-81
- 372 Lyle Blackwood, 1977-80
- 365 Andy Nelson, 1957-63
- 351 Mike Prior, 1987-92
- 348 Stan White, 1972-79

MOST YARDS RETURNED (SEASON)

- 225 Keith Taylor, 1989
- 221 Ray Buchanan, 1994
- 219 Milt Davis, 1957
- 199 Andy Nelson, 1958
- 185 Bobby Boyd, 1964
- 163 Bobby Boyd, 1962
- 163 Lyle Blackwood, 1977
- 160 Bobby Boyd, 1968
- 154 Rick Volk, 1968
- 149 Ray Brown, 1958



MOST YARDS RETURNED (ROOKIE)

- 219 Milt Davis, 1957
- 149 Ray Brown, 1958
- 145 Rick Volk, 1967
- 132 Bobby Boyd, 1960
- 94 James Burroughs, 1982

MOST YARDS RETURNED (GAME)

***ROOKIE**

- 121 *Milt Davis at Chi, Nov. 17, 1957
- 116 Andy Nelson vs. G.B., Nov. 2, 1958
- 113 Ray Buchanan at N.E., Dec. 11, 1994
- 107 Kelvin Hayden vs. Cin, Dec. 7, 2008
- 97 Eugene Daniel vs. NYJ, Oct. 29, 1995
- 94 *Rick Volk at Chi, Oct. 8, 1967
- 94 *James Burroughs at Min, Dec. 12, 1982
- 90 Rick Volk at S.F., Oct. 13, 1968
- 90 *Steve Emtman at Mia, Oct. 25, 1992
- 84 *Bobby Boyd vs. Det, Dec. 4, 1960

HIGHEST RETURN AVERAGE (CAREER-12 INT)

- 22.5 Jason Belsler, 1992-00
- 22.2 Ray Buchanan, 1993-94
- 19.9 Bruce Laird, 1972-81
- 19.6 Lyle Blackwood, 1977-80
- 18.3 Ray Brown, 1958-60
- 17.4 Bobby Boyd, 1960-68
- 16.7 Rick Volk, 1967-75
- 15.2 Milt Davis, 1957-60
- 14.0 Don Shula, 1953-56

HIGHEST RETURN AVERAGE (SEASON-3 INT)

- 47.3 Eugene Daniel, 1995
- 45.0 Kelvin Hayden, 2008
- 36.5 Lyle Blackwood, 1978
- 32.1 Keith Taylor, 1989
- 32.0 Gary Brackett, 2007
- 31.5 Jackie Wallace, 1975
- 30.3 Nick Harper, 2003
- 27.6 Ray Buchanan, 1994
- 25.7 Wendell Harris, 1965
- 25.7 Rick Volk, 1968

HIGHEST RETURN AVERAGE (ROOKIE-3 INT)

- 24.2 Rick Volk, 1967
- 21.9 Milt Davis, 1957
- 18.9 Bobby Boyd, 1960
- 18.6 Ray Brown, 1958
- 17.7 Jacob Lacey, 2009

HIGHEST RETURN AVERAGE (GAME-2INT)

***ROOKIE**

- 60.5 *Milt Davis at Chi, Nov. 17, 1957
- 58.0 Andy Nelson vs. G.B., Nov. 2, 1958
- 56.5 Ray Buchanan at N.E., Dec. 11, 1994
- 53.5 Kelvin Hayden vs. Cin, Dec. 7, 2008
- 42.0 *Bobby Boyd vs. Det, Dec. 4, 1960
- 41.0 Keith Taylor vs. Buf, Oct. 8, 1989
- 39.5 *Milt Davis at S.F., Dec. 8, 1957
- 37.0 Gary Brackett at Balt, Dec. 9, 2007
- 31.5 Wendell Harris vs. Det, Oct. 10, 1965
- 27.5 *Ray Brown vs. Chi, Oct. 4, 1958
- 27.5 Bobby Boyd vs. Atl, Dec. 1, 1968

LONGEST RETURN (*ROOKIE)

- 971 Eugene Daniel vs. NYJ, Oct. 29, 1995
- 947 *Rick Volk at Chi, Oct. 8, 1967
- 947 *James Burroughs at Min, Dec. 12, 1982
- 907 Rick Volk at S.F., Oct. 13, 1968
- 907 *Steve Emtman at Mia, Oct. 25, 1992
- 907 Ray Buchanan at N.E., Dec. 11, 1994
- 857 Kelvin Hayden vs. Cin, Dec. 7, 2008
- 837 Matt Giordano vs. N.O., Sept. 6, 2007
- 807 John Holt vs. S.D., Nov. 30, 1986
- 807 Keith Taylor vs. Buf, Oct. 8, 1989

MOST TOUCHDOWNS (CAREER)

- 5 Jerry Logan, 1963-72
- 4 Bobby Boyd, 1960-68
- 3 Milt Davis, 1957-60
- 3 Andy Nelson, 1957-63
- 3 Ray Buchanan, 1993-94
- 3 Eugene Daniel, 1984-96
- 3 Jason Belsler, 1992-00
- 3 Kelvin Hayden, 2005-10
- 2 Blackwood/Burris/Curtis/Haymond/June/Lyles/Wallace/White/Powers/Lacey

MOST TOUCHDOWNS (SEASON)

***ROOKIE**

- 3 Ray Buchanan, 1994
- 2 *Milt Davis, 1957
- 2 Jerry Logan, 1965, 70
- 2 Jackie Wallace, 1975
- 2 Lyle Blackwood, 1978
- 2 Jason Belsler, 1996
- 2 Cato June, 2005
- 2 Kelvin Hayden, 2010

***ROOKIES with 1**

(Brazell/Burroughs/David/Emtman/Hutchins/Lacey/Volk)

CONSC. GAMES WITH TOUCHDOWNS

- 2 Ray Buchanan, G13-14, 1994

PUNTING

MOST (CAREER)

- 985 Rohn Stark, 1982-94
- 838 David Lee, 1966-78
- 577 Hunter Smith, 1999-08
- 277 Chris Gardocki, 1995-98
- 232 Tom Gilburg, 1961-65
- 217 Pat McAfee, 2009-11
- 119 Cotton Davidson, 1954, 57
- 99 Bucky Dilts, 1979
- 95 Ray Brown, 1958-60
- 82 Mike Bragg, 1980

MOST (SEASON)

- 99 Bucky Dilts, 1979
- 98 Rohn Stark, 1984
- 92 David Lee, 1978
- 91 Rohn Stark, 1983
- 88 Pat McAfee, 2011
- 86 David Lee, 1975
- 83 Rohn Stark, 1992, 93
- 82 David Lee, 1977
- 82 Mike Bragg, 1980
- 82 Rohn Stark, 1991

MOST (ROOKIE)

- 72 Cotton Davidson, 1954
- 64 Pat McAfee, 2009
- 58 Hunter Smith, 1999
- 54 Ray Brown, 1958
- 51 Dave Sherer, 1959
- 49 David Lee, 1966

MOST (GAME)

- 12 David Lee at NYJ, Sept. 25, 1977
- 12 Chris Gardocki at Buf, Oct. 6, 1996
- 11 Cotton Davidson at Chi, Oct. 10, 1954
- 11 Joe Don Looney at S.F., Nov. 29, 1964
- 11 David Lee at Mia, Nov. 11, 1973
- 11 David Lee at N.E., Oct. 19, 1975
- 10 Ray Brown at S.F., Dec. 18, 1960
- 10 David Lee at Buf, Dec. 1, 1974
- 10 David Lee at NYG, Dec. 7, 1975
- 10 Bucky Dilts at K.C., Sept. 2, 1979
- 10 Rohn Stark at Den, Dec. 11, 1983

MOST (GAME) cont...

- 10 Rohn Stark at LA Raid, Nov. 25, 1984
- 10 Rohn Stark at N.E., Oct. 2, 1988
- 10 Rohn Stark at N.E., Dec. 8, 1991

MOST (ROOKIE-GAME)

- 11 Cotton Davidson at Chi, Oct. 10, 1954
- 11 Joe Don Looney at S.F., Nov. 29, 1964
- 9 Ray Brown at Chi, Nov. 16, 1958
- 9 David Lee vs. LA Rams, Nov. 27, 1966
- 8 (three times) Last: Cotton Davidson vs. Det., Nov. 6, 1954

MOST PUNT YARDS (CAREER)

- 43162 Rohn Stark, 1982-94
- 34019 Hunter Lee, 1966-78
- 25040 David Smith, 1999-08
- 12403 Chris Gardocki, 1995-98
- 9666 Pat McAfee, 2009-11

MOST PUNT YARDS (SEASON)

- 4383 Rohn Stark, 1984
- 4124 Rohn Stark, 1983
- 4098 Pat McAfee, 2011
- 3716 Rohn Stark, 1992
- 3657 Bucky Dilts, 1979
- 3595 Rohn Stark, 1993
- 3584 Rohn Stark, 1985
- 3583 Chris Gardocki, 1998
- 3513 David Lee, 1978
- 3492 Rohn Stark, 1991
- 3432 Rohn Stark, 1986

MOST PUNT YARDS (ROOKIE)

- 2837 Pat McAfee, 2009
- 2678 Cotton Davidson, 1954
- 2467 Hunter Smith, 1999
- 2233 David Lee, 1966
- 2132 Dave Sherer, 1959

MOST PUNT YARDS (GAME)

- 551 Chris Gardocki at Buf, Oct. 6, 1996
- 462 Rohn Stark at Den, Dec. 11, 1983
- 456 Rohn Stark at N.E., Oct. 2, 1988
- 451 Pat McAfee vs. Atl, Nov. 6, 2011
- 445 Joe Don Looney at S.F., Nov. 29, 1964
- 444 Rohn Stark at LA Raid, Nov. 25, 1984
- 425 Cotton Davidson at Chi, Oct. 10, 1954
- 423 Bucky Dilts at K.C., Sept. 2, 1979
- 413 Rohn Stark at N.E., Dec. 8, 1991
- 409 David Lee vs. LA Rams, Nov. 27, 1966
- 405 Ray Brown at Chi, Nov. 16, 1958

MOST PUNT YARDS (GAME-ROOKIE)

- 445 Joe Don Looney at S.F., Nov. 29, 1964
- 425 Cotton Davidson at Chi, Oct. 10, 1954
- 409 David Lee vs. LA Rams, Nov. 27, 1966
- 405 Ray Brown at Chi, Nov. 16, 1958
- 339 Pat McAfee vs. N.E., Nov. 15, 2009

HIGHEST AVERAGE (CAREER-75 MIN)

- 44.8 Chris Gardocki, 1995-98
- 44.5 Pat McAfee, 2009-11
- 43.8 Rohn Stark, 1982-94
- 43.4 Hunter Smith, 1999-08
- 41.4 Tom Gilburg, 1961-65
- 40.6 David Lee, 1966-78
- 39.4 Mike Garrett, 1981
- 39.2 Ray Brown, 1958-60
- 39.1 Mike Bragg, 1980
- 36.9 Bucky Dilts, 1979

ADMINISTRATION

COACHING STAFF

FOOTBALL OPERATIONS

FOOTBALL STAFF

PLAYERS

2011 SEASON IN REVIEW

COLTS HISTORY

RECORDS

COLTS IN THE COMMUNITY



ADMINISTRATION
COACHING STAFF
FOOTBALL OPERATIONS
FOOTBALL STAFF
PLAYERS
2011 SEASON IN REVIEW
COLTS HISTORY
RECORDS
COLTS IN THE COMMUNITY

HIGHEST AVERAGE (SEASON-32 MIN)

- 46.6 Pat McAfee, 2011
- 45.9 Rohn Stark, 1985
- 45.7 Chris Gardocki, 1996
- 45.6 David Lee, 1966
- 45.4 Chris Gardocki, 1998
- 45.3 Rohn Stark, 1983
- 45.3 Chris Gardocki, 1997
- 45.3 David Lee, 1969
- 45.2 Rohn Stark, 1986
- 45.2 Hunter Smith, 2004
- 44.8 Rohn Stark, 1992

HIGHEST AVERAGE (ROOKIE-32 MIN)

- 45.6 David Lee, 1966
- 44.4 Rohn Stark, 1982 (9-game season)
- 44.3 Pat McAfee, 2009
- 43.0 Tom Gilburg, 1961
- 42.5 Hunter Smith, 1999

HIGHEST AVERAGE (GAME-3 MIN) *ROOKIE

- 57.7 Hunter Smith at Hou, Sept. 23, 2007
- 56.5 Hunter Smith at K.C., Sept. 3, 2000
- 56.3 *David Lee vs. S.F., Sept. 25, 1966
- 56.2 Rohn Stark vs. Den, Oct. 13, 1985
- 55.4 Pat McAfee vs. K.C., Oct. 9, 2011
- 54.5 Rohn Stark at N.E., Sept. 4, 1983
- 54.3 Hunter Smith vs. N.E., Nov. 2, 2008
- 54.0 Tom Gilburg vs. S.F., Oct. 3, 1965
- 53.7 *David Lee at Chi, Oct. 9, 1966
- 53.3 Chris Gardocki vs. Cin, Dec. 13, 1998
- 53.3 Hunter Smith vs. N.E., Nov. 4, 2007
- Other **50.0+ Rookie:** Lee at Min, Sept. 18, 1966; Stark at S.D., Dec. 26, 1982; Smith vs. Wash, Dec. 19, 1999

40.0+ GAMES (CAREER-3 PUNT MIN)

- 143 Rohn Stark, 1982-94
- 96 David Lee, 1966-78
- 89 Hunter Smith, 1999-08
- 46 Chris Gardocki, 1995-98
- 36 Pat McAfee, 2009-11
- 30 Tom Gilburg, 1961-65

40.0+ GAMES (SEASON-3 PUNT MIN)

- 16 Pat McAfee, 2011
- 15 Chris Gardocki, 1998
- 14 Rohn Stark, 1983
- 13 Rohn Stark, 1984-85, 92-93
- 13 Hunter Smith, 2001
- 12 David Lee, 1979
- 12 Rohn Stark, 1986, 89-90
- 12 Chris Gardocki, 1997
- 12 Chris Gardocki, 1996
- 11 Hunter Smith, 2004
- 11 Pat McAfee, 2009

50.0+ GAMES (CAREER-3 PUNT MIN)

- 15 Rohn Stark, 1982-94
- 14 Hunter Smith, 1999-08
- 6 David Lee, 1966-78
- 4 Chris Gardocki, 1995-98
- 4 Pat McAfee, 2009-11
- 3 Tom Gilburg, 1961-65
- 1 Mike Garrett, 1981

50.0+ GAMES (SEASON-3 PUNT MIN)

- 4 Pat McAfee, 2011
- 3 David Lee, 1966
- 3 Rohn Stark, 1992
- 3 Hunter Smith (2), 2001, 07
- 2 Tom Gilburg, 1962
- 2 Rohn Stark (2), 1983, 93
- 2 Chris Gardocki, 1998
- 2 Hunter Smith (2), 2000, 08

PUNTS BLOCKED (CAREER)

- 11 David Lee, 1966-78
- 7 Rohn Stark, 1982-94
- 5 Hunter Smith, 1999-08
- 2 Bragg/Dilts
- 1 Colquitt/Davidson/McAfee

PUNTS BLOCKED (SEASON)

- 2 David Lee (3), 1973, 77, 78
- 2 Bucky Dilts, 1979
- 2 Mike Bragg, 1980
- 2 Rohn Stark (2), 1985, 87
- 2 Hunter Smith, 1999

PUNTS BLOCKED (GAME)

- 2 David Lee at Mia, Nov. 11, 1973

MOST TOUCHBACKS (CAREER)

- 111 Rohn Stark, 1982-94
- 79 David Lee, 1966-78
- 61 Hunter Smith, 1999-08
- 25 Chris Gardocki, 1995-98
- 16 Pat McAfee, 2009-11
- 11 Tom Gilburg, 1961-65
- 8 Ray Brown, 1958-60
- 5 Bragg/Davidson/Dilts

MOST TOUCHBACKS (SEASON)

- 14 Rohn Stark, 1985
- 13 Rohn Stark, 1993
- 12 David Lee, 1967
- 12 Rohn Stark, 1982
- 12 Hunter Smith, 2001

MOST TOUCHBACKS (ROOKIE)

- 12 Rohn Stark, 1982
- 8 Hunter Smith, 1999
- 6 Pat McAfee, 2009
- 4 Brown/Sherer

MOST TOUCHBACKS (GAME)

- 4 Rohn Stark at Buf, Oct. 20, 1985
- 4 Rohn Stark vs. Mia, Nov. 6, 1993
- 4 Rohn Stark at T.B., Sept. 11, 1994
- 3 (9 times) Stark (4)/Lee (2)/Davidson/Looney/Smith

MOST INSIDE 20 (CAREER, since 1976)

- 224 Rohn Stark, 1982-94
- 193 Hunter Smith, 1999-08
- 80 Chris Gardocki, 1995-98
- 63 Pat McAfee, 2009-11
- 56 David Lee, 1966-78

MOST INSIDE 20 (SEASON)

- 26 Hunter Smith, 2002
- 24 Rohn Stark, 1990
- 23 Rohn Stark, 1986
- 23 Chris Gardocki (2), 1996, 98
- 23 Hunter Smith (2), 2005, 08
- 22 Mike Bragg, 1980
- 22 Rohn Stark (2), 1992, 94
- 21 (8 times) Last: Pat McAfee, 2011

MOST INSIDE 20 (GAME)

- 5 David Lee at StL, Dec. 4, 1976
- 5 Rohn Stark at N.E., Nov. 11, 1990
- 4 (10 times) Last: Hunter Smith vs. Ten, Dec. 30, 2007

LONGEST PUNTS

- 76 David Lee at NYG, Oct. 17, 1971
- 72 Rohn Stark at Mia, Sept. 23, 1984
- 72 Chris Gardocki at S.D., Oct. 27, 1997
- 69 Rohn Stark at Buf, Dec. 2, 1984

LONGEST PUNTS cont...

- 69 Chris Gardocki at Buf, Sept. 17, 1995 (twice)
- 69 Hunter Smith vs. Balt, Oct. 13, 2002
- 68 David Lee vs. N.O., Dec. 10, 1967
- 68 Rohn Stark at Den, Dec. 11, 1983
- 68 Rohn Stark vs. Den, Oct. 13, 1985
- 67 David Lee at Sea, Nov. 12, 1978
- 67 Rohn Stark at Buf, Sept. 18, 1983

LONGEST PUNTS (ROOKIE)

- 64 Joe Don Looney at Det, Oct. 25, 1964
- 64 David Lee vs. S.F., Sept. 25, 1966
- 64 David Lee at LA Rams, Oct. 30, 1966
- 62 Joe Don Looney at LA Rams, Nov. 22, 1964
- 61 Tom Gilburg vs. LA Rams, Sept. 17, 1961
- 61 Hunter Smith vs. Wash, Dec. 19, 1999

PUNT RETURNS

MOST (CAREER)

- 156 Clarence Verdin, 1988-93
- 119 Terrence Wilkins, 1999-01, 03, 06
- 112 Carl Taseff, 1953-61
- 109 Howard Stevens, 1975-77
- 108 Alvin Haymond, 1964-67
- 83 Rick Volk, 1967-75
- 78 Nesby Glasgow, 1979-87
- 74 Troy Walters, 2002-05
- 71 Bert Pechichar, 1953-59
- 64 Jerry Logan, 1963-72
- 60 Bruce Laird, 1972-81

MOST (SEASON) *ROOKIE

- 44 *Nesby Glasgow, 1979
- 42 *Dewell Brewer, 1994
- 41 Alvin Haymond, 1965
- 41 *Terrence Wilkins, 1999
- 40 Alvin Haymond, 1966

MOST (SEASON) *ROOKIE

- 40 Robbie Martin, 1985
- 39 Howard Stevens, 1976
- 36 Howard Stevens, 1975
- 35 Troy Walters, 2002
- 34 *Bruce Laird, 1972
- 34 Howard Stevens, 1977
- 31 Clarence Verdin, 1990

MOST (GAME)

- 9 Nesby Glasgow at K.C., Sept. 2, 1979
- 8 Howard Stevens vs. T.B., Oct. 3, 1976
- 7 Alvin Haymond vs. Det, Oct. 10, 1965
- 7 Alvin Haymond vs. LA Rams, Nov. 27, 1966
- 7 Larry Anderson vs. Den, Sept. 11, 1983
- 7 Robbie Martin at S.F., Oct. 5, 1986
- 6 (10 times) Last: Jamie Silva vs. S.F., Nov. 1, 2009

MOST (ROOKIE-GAME)

- 9 Nesby Glasgow at K.C., Sept. 2, 1979
- 6 Bruce Laird vs. Buf, Dec. 3, 1972
- 5 (9 times) Last: Nate Jacquet at NYJ, Dec. 14, 1997
- 4 (21 times) Last: Payton Williams at K.C., Sept. 3, 2000

MOST YARDAGE (CAREER)

- 1537 Clarence Verdin, 1988-93
- 1065 Terrence Wilkins, 1999-01, 03, 06
- 1012 Howard Stevens, 1975-77
- 911 Alvin Haymond, 1964-67
- 826 Carl Taseff, 1953-61
- 643 Nesby Glasgow, 1979-87
- 594 Jerry Logan, 1963-72



MOST YARDAGE (CAREER) cont...

- 587 Troy Walters, 2002-05
- 552 Robbie Martin, 1985-86
- 521 Rick Volk, 1967-75
- 405 Bruce Laird, 1972-81
- 405 Ron Gardin, 1970-71

MOST YARDAGE (SEASON) *ROOKIE

- 443 Robbie Martin, 1985
- 403 Alvin Haymond, 1965
- 396 Howard Stevens, 1975
- 396 Clarence Verdin, 1990
- 388 *Terrence Wilkins, 1999
- 352 *Nesby Glasgow, 1979
- 347 Alvin Haymond, 1966
- 339 *Dewell Brewer, 1994
- 330 *Ron Gardin, 1970
- 315 Howard Stevens, 1976
- 303 *Bruce Laird, 1972

MOST YARDS (GAME)

- 148 Carl Taseff at GBM, Oct. 14, 1956
- 141 Ray Buchanan vs. S.D., Nov. 3, 1996
- 124 Clarence Verdin at N.E., Nov. 11, 1990
- 110 Ron Gardin vs. Mia, Nov. 1, 1970
- 107 Dewell Brewer vs. Mia, Dec. 18, 1994
- 106 Robbie Martin vs. Mia, Nov. 17, 1985
- 102 Marvin Harrison at NYJ, Sept. 8, 1996
- 97 Alvin Haymond vs. S.F., Sept. 25, 1966
- 97 Clarence Verdin at Mia, Oct. 25, 1992
- 96 Clarence Verdin vs. N.E., Nov. 15, 1992

MOST YARDS (GAME-ROOKIE)

- 110 Ron Gardin vs. Mia, Nov. 1, 1970
- 107 Dewell Brewer vs. Mia, Dec. 18, 1994
- 102 Marvin Harrison at NYJ, Sept. 8, 1996
- 87 Leonard Dunlap vs. NYJ, Sept. 19, 1971
- 75 Nesby Glasgow at N.E., Nov. 18, 1979

HIGHEST AVERAGE (CAREER-30 MIN)

- 13.5 Ron Gardin, 1970-71
- 9.9 Clarence Verdin, 1988-93
- 9.7 Robbie Martin, 1985-86
- 9.3 Howard Stevens, 1975-77
- 9.2 Jerry Logan, 1963-72
- 9.1 T.J. Rushing, 2006-09
- 8.9 Terrence Wilkins, 1999-01, 03, 06
- 8.4 Alvin Haymond, 1964-67
- 8.2 Nesby Glasgow, 1979-87

HIGHEST AVERAGE (SEASON-14 MIN)

- 13.1 T.J. Rushing, 2007
- 12.9 Clarence Verdin, 1989
- 12.8 Clarence Verdin, 1990
- 12.6 Wendell Harris, 1964
- 11.8 Ron Gardin, 1970
- 11.2 Clarence Verdin, 1992
- 11.1 Robbie Martin, 1985
- 11.0 Howard Stevens, 1975
- 10.9 Clarence Verdin, 1988
- 10.4 Terrence Wilkins, 2001

HIGHEST AVERAGE (ROOKIE-14 MIN)

- 11.8 Ron Gardin, 1970
- 11.0 Jerry Logan, 1963
- 9.8 Marvin Harrison, 1996
- 9.5 Terrence Wilkins, 1999
- 8.9 Bruce Laird, 1972

HIGHEST AVERAGE (GAME-2 MIN)

- *ROOKIE**
- 47.0 T.J. Rushing at Oak, Dec. 16, 2007
- 37.5 Ron Gardin vs. NYJ, Sept. 19, 1971
- 37.0 Carl Taseff at GBM, Oct. 14, 1956
- 36.7 *Ron Gardin vs. Mia, Nov. 1, 1970

HIGHEST AVERAGE (GAME-2 MIN)

- *ROOKIE** cont...
- 32.3 Clarence Verdin at Mia, Oct. 25, 1992
- 32.0 Alvin Haymond at Min, Nov. 14, 1965
- 28.2 Ray Buchanan vs. S.D., Nov. 3, 1996
- 28.0 *Terrence Wilkins at NYG, Nov. 14, 1999
- 27.3 Terrence Wilkins vs. Jax, Sept. 24, 2006
- 26.8 *Dewell Brewer vs. Mia, Dec. 18, 1994

MOST FAIR CATCHES (CAREER)

- 56 Rick Volk, 1967-75
- 54 Clarence Verdin, 1988-93
- 53 Troy Walters, 2002-05
- 47 Terrence Wilkins, 1999-01, 03, 06
- 38 T.J. Rushing, 2006-009
- 34 Nesby Glasgow, 1979-87
- 25 Mike Prior, 1987-92
- 23 Howard Stevens, 1975-77
- 22 Alvin Haymond, 1964-67
- 20 Ron Gardin, 1970-71

MOST FAIR CATCHES (SEASON) *ROOKIE

- 25 Troy Walters, 2005
- 22 T.J. Rushing, 2009
- 20 *Ron Gardin, 1970
- 20 Rick Volk, 1971
- 17 Clarence Verdin, 1993
- 17 *Terrence Wilkins, 1999
- 15 Nesby Glasgow, 1980
- 15 Troy Walters, 2002
- 14 T.J. Rushing, 2007
- 14 *Blair White, 2010

MOST FAIR CATCHES (GAME) *ROOKIE

- 4 Timmy Brown at NYG, Nov. 2, 1968
- 4 *Ron Gardin at Mia, Nov. 22, 1970
- 4 *Marvin Harrison at Buf, Oct. 6, 1996
- 4 *Brad Pyatt vs. Hou, Oct. 26, 2003
- 3 (29 times) Last: T.J. Rushing vs. N.E., Nov. 15, 2009. ***ROOKIE:** Blair White vs. Ten, Jan. 2, 2011

LONGEST RETURN (*ROOKIE)

- 90t Carl Taseff at GBM, Oct. 14, 1956
- 90t T.J. Rushing at Oak, Dec. 16, 2007
- 84t Clarence Verdin at Mia, Oct. 25, 1992
- 82t Ray Buchanan vs. S.D., Nov. 3, 1996
- 82t Terrence Wilkins vs. Jax, Sept. 24, 2006
- 80t *Ron Gardin vs. Mia, Nov. 1, 1970
- 78t Terrence Wilkins at NYJ, Sept. 9, 2001
- 75t *Nesby Glasgow at N.E., Nov. 18, 1979
- 75t *Dewell Brewer vs. Mia, Dec. 18, 1994
- 73t Clarence Verdin at Cle, Sept. 19, 1988

MOST TOUCHDOWNS (CAREER)

- 4 Clarence Verdin, 1988-93
- 3 Terrence Wilkins, 1999-01, 03, 06
- 2 Carl Taseff, 1953-62
- 1 Brewer/Gardin/Glasgow/Logan/Martin/Rushing

MOST TOUCHDOWNS (SEASON)

- 2 Clarence Verdin, 1992

KICKOFF RETURNS

MOST (CAREER)

- 176 Terrence Wilkins, 1999-01,03,06
- 169 Clarence Verdin, 1988-93
- 153 Aaron Bailey, 1994-98
- 148 Albert Bentley, 1985-91
- 137 Bruce Laird, 1972-81
- 131 Dominic Rhodes, 2001-06,08,10
- 84 Nesby Glasgow, 1979-87
- 67 Larry Anderson, 1982-84
- 62 Tom Matte, 1961-72
- 61 Troy Walters, 2002-05

MOST (SEASON)

- 55 Aaron Bailey, 1997
- 53 Troy Walters, 2002
- 52 Terrence Wilkins, 2006
- 51 Terrence Wilkins, 1999
- 50 Nesby Glasgow, 1979
- 50 Clarence Verdin, 1993
- 48 Dominic Rhodes, 2004
- 44 Terrence Wilkins, 2001
- 43 Aaron Bailey, 1996
- 41 Marshall Johnson, 1978
- 41 Dominic Rhodes, 2005

MOST (ROOKIE)

- 51 Terrence Wilkins, 1999
- 50 Nesby Glasgow, 1979
- 31 Joe Lefeged, 2011
- 29 Bruce Laird, 1972
- 22 Pierre Garcon, 2008
- 20 Bake Turner, 1962
- 20 Kim Anderson, 1980
- 20 Kevin Williams, 1981

MOST (GAME)

- 9 Brandon James vs. S.D., Nov. 28, 2010
- 8 Aaron Bailey at S.D., Oct. 26, 1997
- 8 Terrence Wilkins at Balt, Dec. 2, 2001
- 8 Dominic Rhodes at K.C., Oct. 31, 2004
- 7 Nesby Glasgow at N.E., Nov. 18, 1979
- 7 Albert Bentley at NYJ, Dec. 10, 1988
- 7 Mark Stock vs. S.D., Nov. 3, 1996
- 7 Nate Jacquet at Min, Dec. 21, 1997
- 7 Troy Walters vs. NYG, Dec. 22, 2002
- 7 Dominic Rhodes vs. S.D., Dec. 18, 2008

MOST (ROOKIE-GAME)

- 9 Brandon James vs. S.D., Nov. 28, 2010
- 7 Nesby Glasgow at N.E., Nov. 18, 1979
- 7 Nate Jacquet at Min, Dec. 21, 1997
- 6 Bruce Laird vs. NYJ, Sept. 24, 1972
- 6 Nesby Glasgow vs. N.E., Oct. 28, 1979
- 6 Stacey Simmons at Phi, Sept. 30, 1990
- 6 Dominic Rhodes at K.C., Oct. 25, 2001
- 6 Pierre Garcon at Ten, Oct. 27, 2008

MOST YARDAGE (CAREER)

- 4017 Terrence Wilkins, 1999-01,03,06
- 3501 Aaron Bailey, 1994-98
- 3420 Clarence Verdin, 1988-93
- 3406 Bruce Laird, 1972-81
- 3175 Albert Bentley, 1985-91
- 3062 Dominic Rhodes, 2001-06,08,10
- 1904 Nesby Glasgow, 1979-87
- 1369 Jim Duncan, 1969-71
- 1367 Tom Matte, 1961-72
- 1351 Larry Anderson, 1982-84

MOST YARDAGE (SEASON)

- 1272 Terrence Wilkins, 2006
- 1206 Aaron Bailey, 1997
- 1188 Dominic Rhodes, 2004
- 1150 Troy Walters, 2002
- 1134 Terrence Wilkins, 1999
- 1126 Nesby Glasgow, 1979
- 1050 Clarence Verdin, 1993
- 1041 Aaron Bailey, 1996
- 1007 Terrence Wilkins, 2001
- 927 Marshall Johnson, 1978

MOST YARDAGE (ROOKIE)

- 1134 Terrence Wilkins, 1999
- 1126 Nesby Glasgow, 1979
- 843 Bruce Laird, 1972
- 578 Joe Lefeged, 2011
- 544 Brad Pyatt, 2003
- 504 Bake Turner, 1962

ADMINISTRATION

COACHING STAFF

FOOTBALL OPERATIONS

STAFF

PLAYERS

2011 SEASON IN REVIEW

COLTS HISTORY

RECORDS

COLTS IN THE COMMUNITY



ADMINISTRATION

COACHING STAFF

FOOTBALL OPERATIONS

FOOTBALL STAFF

PLAYERS

2011 SEASON IN REVIEW

COLTS HISTORY

RECORDS

COLTS IN THE COMMUNITY

MOST YARDAGE (GAME)

- 236 Dominic Rhodes vs. S.D., Dec. 26, 2004
- 213 Aaron Bailey vs. Sea, Sept. 14, 1997
- 199 Aaron Bailey at Cin, Dec. 22, 1996
- 195 Alvin Haymond vs. Phi, Nov. 21, 1965
- 188 Troy Walters vs. NYG, Dec. 22, 2002
- 182 Dominic Rhodes at K.C., Oct. 31, 2004

MOST YARDAGE (GAME-ROOKIE)

- 181 Bruce Laird vs. NYJ, Sept. 24, 1972
- 177 Brad Pyatt at T.B., Oct. 6, 2003
- 155 Lenny Lyles vs. Was, Oct. 26, 1958
- 153 Terrence Wilkins vs. Mia, Oct. 10, 1999
- 150 Pierre Garcon at Ten, Oct. 27, 2008
- 150 Brandon James vs. S.D., Nov. 28, 2010

HIGHEST AVERAGE (CAREER-30 MIN)

- 32.6 Jim Duncan, 1969-71
- 27.9 Johnny Sample, 1958-60
- 27.5 Buddy Young, 1953-55
- 27.4 Lenny Lyles, 1958, 61-69
- 26.8 Preston Pearson, 1967-68
- 26.5 Cotton Speyrer, 1972-74
- 26.4 Alvin Haymond, 1964-67
- 25.6 Tony Lorrick, 1964-67
- 24.9 Bruce Laird, 1972-81
- 24.1 Lenny Moore, 1956-67

HIGHEST AVERAGE (SEASON-14 MIN)

- 35.4 Jim Duncan, 1970
- 35.1 Preston Pearson, 1968
- 30.7 Alvin Haymond, 1965
- 29.5 Jim Duncan, 1969
- 29.2 Cotton Speyrer, 1973
- 29.1 Bruce Laird, 1972
- 28.8 Johnny Sample, 1960
- 28.6 Brad Pyatt, 2003
- 26.9 Johnny Sample, 1959
- 26.3 Joe Washington, 1978
- 26.3 Bruce Laird, 1974

HIGHEST AVERAGE (ROOKIE-14 MIN)

- 29.1 Bruce Laird, 1972
- 28.6 Brad Pyatt, 2003
- 25.4 Dominic Rhodes, 2001
- 25.2 Bake Turner, 1962
- 24.6 Joe Don Looney, 1964

HIGHEST AVERAGE (GAME-2 MIN)

- 66.0 Aaron Bailey at Jax, Dec. 10, 1995
- 63.5 Preston Pearson at S.F., Oct. 13, 1968
- 62.0 Cotton Speyrer vs. Buf, Nov. 25, 1973
- 59.5 Johnny Sample vs. Chi, Oct. 2, 1960
- 58.5 Lenny Lyles vs. Chi, Oct. 4, 1958
- 56.0 Joe Washington at N.E., Sept. 18, 1978
- 51.7 Lenny Lyles vs. Was, Oct. 26, 1958
- 47.5 Bruce Laird at N.E., Nov. 6, 1972
- 46.7 Jim Duncan at Mia, Nov. 22, 1970
- 46.3 Ronald Humphrey at Pit, Sept. 18, 1994

LONGEST RETURNS

- 1041 Buddy Young at Phi, Nov. 15, 1953
- 1031 Lenny Lyles vs. Chi, Oct. 4, 1958
- 1021 Preston Pearson at Det, Nov. 10, 1968
- 1011 Lenny Lyles vs. Was, Oct. 26, 1958
- 1011 Cotton Speyrer vs. Buf, Nov. 25, 1973

MOST TOUCHDOWNS (CAREER)

- 2 Lenny Lyles, 1958, 61-69
- 2 Preston Pearson, 1967-68
- 2 Jim Duncan, 1969-71
- 2 Aaron Bailey, 1994-97
- 2 Dominic Rhodes, 2001-06,08,10

MOST TOUCHDOWNS (SEASON)

- 2 Lenny Lyles, 1958
- 2 Preston Pearson, 1968

TOUCHDOWNS ON OPENING KICKOFF COLTS

- 104 Buddy Young at Phi, Nov. 11, 1953
- 96 Preston Pearson at S.F., Oct. 13, 1968
- 95 Ronald Humphrey at Pit, Sept. 18, 1994
- 95 Aaron Bailey at Jax, Dec. 10, 1995

OPPONENTS

- 99 Allen Carter vs. N.E., Dec. 21, 1975
- 99 Jacoby Ford at Oak, Dec. 26, 2010
- 95 Sammy Martin vs. N.E., Nov. 27, 1988
- 89 Darren Sproles at S.D., Nov. 11, 2007
- 84 Jerome Mathis at Hou, Sept. 23, 2007

LONGEST NON-SCORING RETURN

- Colts: 90 Kendall Williams at Cin, Oct. 2, 1983
- 90 Brad Pyatt at T.B., Oct. 6, 2003
- Opp: 96 Joe Arenas at S.F., Dec. 16, 1956

FUMBLES

MOST RECOVERIES (SEASON)

- 6 Barney Poole, 1953
- 6 Stan White, 1973

MOST RECOVERIES (GAME)

- 2 (22 times) Last: Josh Mallard vs. Dal, Nov. 17, 2002

MOST CONSECUTIVE GAMES RECOVERIES

- 3 Fred Cook, G8-10, 1975
- 2 (40 times) Last: Robert Mathis, G15-16, 2011

LONGEST FUMBLE RETURNS

- 95t Chuckie Nwokorie at NYJ, Sept. 9, 2001
- 78t Quentin Coryatt at Pit, Sept. 18, 1994
- 75t Tony Bennett vs. Hou, Sept. 4, 1994
- 68t Gary Brackett at Hou, Oct. 5, 2008
- 64t Stan White vs. Buf, Dec. 12, 1976
- 60t Larry Tripplett vs. Ten, Dec. 4, 2005
- 56t Rodney Culver vs. Mia, Sept. 5, 1993
- 54t Chris Goode vs. Mia, Oct. 28, 1990
- 52t Johnnie Cooks at N.E., Sept. 4, 1983
- 49t Fred Cook vs. NYJ, Nov. 16, 1975
- 48t Bernard Holsey vs. Buf, Dec. 11, 2000
- 47t Jamaal Anderson vs. Pit, Sept. 25, 2011
- 44t Derrel Luce at Pit, Dec. 9, 1978
- 41t Larry Anderson vs. Den, Sept. 11, 1983

COLTS LARGEST COMEBACKS					
Deficit	Date	Opponent	Trailed / Qtr.	Result	
21	11/9/75	@ Buffalo	7-28 2nd	W	42-35
21	9/10/95	@ N.Y. Jets	3-24 3rd	W	27-24 OT
21	10/8/95	@ Miami	3-24 3rd	W	27-24 OT
21	10/6/03	@ Tampa Bay	14-35 4th	W	38-35 OT
20	11/30/58	San Francisco	7-27 3rd	W	35-27
18	12/18/77	New England	3-21 3rd	W	30-24
18	10/9/77	Miami	10-28 2nd	W	45-28
18	9/15/96	@ Dallas	3-21 2nd	W	25-24
17	10/12/58	@ Green Bay	0-17 2nd	W	24-17
17	11/29/70	Chicago	0-17 2nd	W	21-20
17	12/27/92	@ Cincinnati	0-17 3rd	W	21-17
17	10/17/05	St. Louis	0-17 2nd	W	45-28
17	10/5/08	@ Houston	10-27 4th	W	31-27
17	11/15/09	New England	14-31 4th	W	35-34
17	11/29/09	@Houston	0-17 2nd	W	35-27

COLTS LARGEST LEADS LOST					
Lead	Date	Opponent	Ahead / Qtr.	Result	
26	9/21/97	@ Buffalo	26-0 2nd	L	35-37
24	10/20/57	@ Detroit	27-3 3rd	L	27-31
21	10/27/57	Green Bay	21-0 4th	L	21-24
21	10/18/98	@ San Francisco	21-0 2nd	L	31-34
21	9/19/99	@ New England	28-7 2nd	L	28-31
21	9/10/00	Oakland	21-0 2nd	L	31-38
19	12/11/83	@ Denver	19-0 4th	L	19-21
17	9/9/79	Tampa Bay	17-0 2nd	L	26-29
17	10/9/88	@ Buffalo	17-0 2nd	L	23-34
17	10/9/11	Kansas City	24-7 2nd	L	24-28
14	10/1/78	Philadelphia	14-0 4th	L	14-17
14	12/8/91	@ New England	17-3 3rd	L	17-23 OT
14	9/18/94	@ Pittsburgh	14-0 2nd	L	21-31
14	10/23/94	Washington	17-3 2nd	L	27-41
14	11/29/98	@ Baltimore	24-10 2nd	L	31-38
14	12/6/98	@ Atlanta	21-7 2nd	L	21-28
14	11/18/01	@ New Orleans	14-0 1st	L	20-34
14	12/3/06	@ Tennessee	14-0 2nd	L	17-20



TEAM RECORDS

WON-LOSS-TIE

MOST WINS (SEASON)

14	2005	11	1967
14	2009	11	1970
13	1968	11	1976
13	1999	10	1965
13	2007	10	1971
12	1964	10	1975
12	2003	10	1977
12	2004	10	2000
12	2006	10	2002
12	2008	10	2010

MOST CONSECUTIVE WINS

23	11/2/08 vs. N.E.	to 12/17/09 at Jax
13	9/11/05 at Balt	to 12/11/05 at Jax
11	9/20/64 at G.B.	to 11/29/64 vs. S.F.
11	10/26/75 at N.Y.J.	to 9/19/76 vs. Cin
11	10/17/99 at N.Y.J.	to 12/26/99 at Cle

MOST CONSECUTIVE HOME WINS

13	10/12/08 vs. Balt	to 12/13/09 vs. Den
12	1/11/06 vs. Ariz	to 10/7/07 vs. T.B.
11	11/8/04 vs. Min	to 12/4/05 vs. Ten

MOST CONSECUTIVE ROAD WINS

11	11/9/08 at Pit	to 12/17/09 at Jax
7	9/23/68 at Atl	to 12/15/68 at L.A. Rams
7	9/11/05 at Balt	to 12/11/05 at Jax

MOST CONSECUTIVE GAMES WITHOUT LOSS

23	11/2/08 vs. N.E.	to 12/17/09 at Jax
15	12/18/66 at S.F.	to 12/10/67 vs. N.O.

MOST LOSSES (SEASON)

15	1991
----	------

MOST CONSECUTIVE LOSSES

14	9/13/81 vs. Buf	to 12/13/81 at Was
----	-----------------	--------------------

MOST CONSECUTIVE HOME LOSSES

9	9/22/74 vs. G.B.	to 10/12/75 vs. Buf
---	------------------	---------------------

MOST CONSECUTIVE ROAD LOSSES

12	9/20/81 at Den	to 12/26/82 at S.D.
----	----------------	---------------------

MOST TIED GAMES (SEASON)

2	1967
---	------

MOST CONSECUTIVE TIES

2	10/15/67 vs. L.A. Rams	to 10/22/67 at Min
---	------------------------	--------------------

SCORING

COLTS (SEASON)

MOST		FEWEST	
522	2004	113	1982
450	2007	131	1954
447	2003	143	1991
439	2005	182	1953
435	2010	189	1993

OPP (SEASON)

MOST		FEWEST	
533	1981	140	1971
486	2001	144	1968
444	1998	198	1967
430	2011	203	1958
421	1978	221	1977
414	1984		

COLTS MOST (QUARTER)

31	vs. Mia	12/14/97	21 (52 times)
28	(7 times)		20 (8 times)
27	(3 times)		
24	(6 times)		
23	at Balt	12/9/07	

OPP MOST (QUARTER)

28	vs. Cle	12/1/91
28	at StL	12/30/01
27	at N.E.	11/18/79
25	vs. Mia	10/10/99
24	(8 times)	
22	at Min	12/21/97
21	(36 times)	
20	(6 times)	

COLTS MOST (HALF)

45	vs. Den	10/31/88 (1)
42	vs. LA Rams	11/25/56 (2)
38	vs. GBM	10/13/57 (2)
37	at Balt	12/9/07 (1)
35	(9 times)	

OPP MOST (HALF)

38	at Chi	10/21/56 (2)
37	vs. Chi	11/25/62 (2)
37	at N.E.	11/23/80 (2)
35	vs. NYJ	11/3/85 (1)
35	at St. L	12/30/01 (1)

COLTS MOST (GAME)

58	vs. Buf	12/12/76
56	vs. LA Rams	11/25/56
56	vs. G.B.	11/2/58
55	vs. Den	10/31/88
55	at N.O.	9/28/03

OPP MOST (GAME)

62	at N.O.	10/23/11
58	at Chi	10/21/56
57	vs. Chi	11/25/62
52	at Min	9/28/69
50	vs. N.E.	11/18/84
48	vs. LA Rams	9/26/54

LARGEST VICTORY MARGIN

56	vs. G.B.	11/2/58
52	vs. Chi	9/27/64
44	vs. Atl	12/1/68
43	at Buf	10/10/71
42	at Atl	11/12/67
41	vs. Mia	12/14/97
30+	all-time margins:	35

LARGEST DEFEAT MARGIN

57	vs. Chi	11/25/62
55	at N.O.	10/23/11
48	vs. LA Rams	9/26/54
44	at Mia	11/11/73
43	at LA Rams	12/5/53
42	(2 times)	
30+	all-time deficits:	26

MOST POINTS BOTH TEAMS

89	vs. Chi	10/4/58
85	at Chi	10/21/56
82	at Cin	11/20/05
80	at K.C.	10/31/04
79	at Buf	11/9/75
79	vs. G.B.	11/16/97
78	(3 times)	
70+	Games:	85

FEWEST POINTS BOTH TEAMS

6	vs. Buf	12/1/74
6	vs. NYJ	10/11/87
6	at N.E.	12/6/92
9	vs. NYJ	10/11/92

MOST SHUTOUTS (SEASON)

COLTS	3	1968/1971
OPP	3	1972

MOST CONS. SHUTOUTS (OPP)

2	(9/4 - 9/10/78)
2	(11/21 - 11/28/82)
2	(11/1 - 11/8/92)

COLTS MOST CONS. GAMES SCORING

289	1/2/94	to present
104	10/24/54	to 11/18/62
90	12/12/65	to 10/8/72
61	11/27/83	to 11/15/87
55	11/29/87	to 9/8/91

OPP MOST CONS. GAMES SCORING

176	12/21/97	to 12/18/08
161	11/1/76	to 10/4/87
81	12/13/92	to 12/14/97
68	10/31/88	to 11/29/92
65	9/27/53	to 10/26/58

TOUCHDOWNS

COLTS (SEASON)

MOST		FEWEST	
66	2004	12	1982
54	1964/07	14	1954
53	1958	14	1991
53	2005/09	16	1993
52	1975	22	1974

OPP (SEASON)

MOST		FEWEST	
68	1981	16	1968
57	2001	18	1971
54	1978	21	1967
52	1998	25	1966
50	1984	25	1970

COLTS MOST (GAME)

8	vs. LA Rams	11/25/56
8	vs. G.B.	11/2/58
7	(9 times)	
6	(27 times)	

OPP MOST (GAME)

8	at Chi	10/21/56
8	vs. Chi	11/25/62
8	at N.O.	10/23/11
7	at Min	9/28/69
6	(22 times)	

COLTS RUSH TDS (SEASON)

MOST		FEWEST	
29	1964	3	1991
28	1975	4	1954
26	1976	4	1982
24	1958	4	1993
23	1971/88	7	53/66/98

OPP RUSH TDS (SEASON)

MOST		FEWEST	
30	1981	5	1967
23	1991	6	1968
21	1953	6	1970
21	1954	6	1987
21	1978	7	1966

ADMINISTRATION

COACHING STAFF

FOOTBALL OPERATIONS

FOOTBALL STAFF

PLAYERS

2011 SEASON IN REVIEW

COLTS HISTORY

RECORDS

COLTS IN THE COMMUNITY



ADMINISTRATION
COACHING STAFF
FOOTBALL OPERATIONS
FOOTBALL STAFF
PLAYERS
2011 SEASON IN REVIEW
COLTS HISTORY
RECORDS
COLTS IN THE COMMUNITY

COLTS MOST RUSHING (GAME)

5	at Det	10/19/58
5	vs Was	11/2/69
5	vs Hou	11/1/76
5	vs Buf	10/6/85
5	vs Den	10/31/88
4	(16 times)	Last: vs. Phil 11/26/06

OPP MOST RUSHING (GAME)

5	vs. Cle	11/1/59
5	vs. Oak	9/10/00
4	(10 times)	Last: at Jax 12/10/06

COLTS PASS TDS (SEASON)

MOST	FEWEST		
51	2004	6	1982
34	2009	9	1954
33	1959/00/10	9	1974
32	2007	10	(3 times)
31	1965/05/06		

OPP PASS TDS (SEASON)

MOST	FEWEST		
37	1981	6	2008
31	1983	8	1960
31	1984	9	1958
30	2001	9	1968
29	1978	9	1971

COLTS MOST PASSING (GAME)

6	at N.O.	9/28/03
6	at Det.	11/25/04
5	vs. G.B.	11/2/58
5	at Dal	10/30/60
5	vs. Min	12/16/62
5	at Min	11/14/65
5	vs. Det	10/16/66
5	vs. Buf	10/4/87
5	vs. Atl	12/14/03
5	vs. G.B.	9/26/04
5	at K.C.	10/31/04
5	vs. Hou	11/14/04

OPP MOST PASSING (GAME)

7	at Min	9/28/69
6	vs NYJ	9/24/72
5	at Chi	10/21/56
5	at S.D.	12/26/82
5	at Pit	9/8/85
5	at N.O.	10/23/11
4	(23 times)	Last: vs. G.B. 9/26/04

MOST RETURN TDS (SEASON)

COLTS	OPP		
7	1994	8	1973
6	1968/70	7	2001
5	(11 times)	6	1977/80/10
4	(5 times)	5	(6 times)
		4	(12 times)

MOST DEFENSIVE TDS (SEASON)

COLTS	OPP		
5	1975/94	6	1973/2001
4	(10 times)	4	(9 times)
3	(8 times)	3	(8 times)

MOST KICK RETURN TDS (SEASON)

COLTS	OPP		
3	1970/89	4	2007
2	(10 times)	3	1977/79/06
		2	(9 times)

POINTS AFTER TOUCHDOWNS

COLTS (SEASON)

MOST	FEWEST		
64	2004	11	1982
53	1964	12	1954
52	2005	14	1991
51	1975/10	15	1993
50	2009	21	1997

COLTS (GAME)

8	vs. LA	11/25/56
8	vs. GB	11/2/58

OPP (SEASON)

MOST	FEWEST		
65	1981	15	1968
53	1978	17	1971
52	2001	21	1967
49	2011	24	2005
47	1984	25	66/70/08
46	1986/91		

OPP (GAME)

7	at Chi	10/21/56
7	at Min	9/28/69

**FIELD GOALS
COLTS (SEASON)**

MOST	FEWEST		
37	2003	3	1956
36	1996	5	1958
34	1999	6	1959
32	1997	7	1953
30	1983	7	1957

OPP (SEASON)

MOST	FEWEST		
33	2008	5	1971
32	1989	6	1958
32	1990	6	1975
31	2010	8	1956
30	2001/09	9	(3 times)

COLTS MOST (GAME)

5	at LA Rams	12/4/54	
5	vs. S.F.	9/25/66	
5	at Phi	10/30/83	
5	vs. Mia	9/25/88	
5	at Buf	9/21/97	
5	vs. Den	1/6/02	
5	vs. Balt	10/13/02	
5	at Ten	12/7/03	
4	(27 times)		

OPP MOST (GAME)

5	at Was	11/18/73
5	at N.E.	12/3/89
5	vs. Cin	9/3/95
5	at SD	10/26/97
5	vs. NYJ	12/23/01
5	vs. Mia	12/31/06
5	at Min	9/14/08
5	at Balt	11/22/09
5	vs. S.D.	11/28/10

COLTS MOST ATT (SEASON)

41	1997
40	1996
39	1961/63/66/72
38	1999
37	1967/03

OPP MOST ATT (SEASON)

43	1989/90
38	1995/08
37	1998
36	2001/09/10
35	1970/86/06

COLTS FEWEST ATT (SEASON)

14	1958
16	1956
17	1978
18	(5 times)

OPP FEWEST ATT (SEASON)

10	1975
14	1955
16	1953
17	1958

COLTS MOST ATT (GAME)

7	at LA Rams	12/4/54
6	(7 times)	
5	(24 times)	

OPP MOST ATT (GAME)

7	at N.E.	12/3/89
6	at NYJ	11/29/81
6	at Buf	9/9/90
6	at S.D.	10/26/97
6	vs. NYJ	12/23/01
6	at Min	9/14/08
6	at Balt	11/22/09
5	(24 times)	

TOTAL FIRST DOWNS

COLTS (SEASON)

MOST	FEWEST		
379	2004	152	1982
376	2006	157	1953
366	2010	169	1954
363	2005	206	1955
357	2000/07	216	1956

OPP (SEASON)

MOST	FEWEST		
406	1981	166	1971
343	1984/2011	188	1958
341	1998	195	1959
338	1980	195	1960
336	1989	197	1982

COLTS MOST (GAME)

34	vs. Hou	9/17/06	
33	vs. NYJ	12/15/74	
33	vs. Hou	12/23/07	
32	at Mia	11/15/87	
31	vs. T.B.	10/8/76	
31	at Chi	11/21/04	
31	vs. STL	10/17/05	
30	(7 times)		

OPP MOST (GAME)

36	at S.F.	10/18/98
36	at N.O.	10/23/11
34	at Min	9/28/69
34	at Phi	11/15/81
33	at Mia	9/15/85
33	at K.C.	10/31/04
32	at Pit	9/18/94

COLTS FEWEST (GAME)

4	at Mia	11/11/73
5	at N.E.	11/11/90
6	at LA Rams	12/5/53
6	vs. Det	11/6/54



OPP FEWEST (GAME)

3 vs. S.F.	11/22/59
4 at Buf	10/10/71
5 vs. S.F.	10/13/63
5 vs. StL	9/17/72
6 (2 times)	

MOST BOTH TEAMS

57 vs. NYJ	12/15/74
56 at K.C.	10/31/04
55 at Hou	11/29/09
54 at Mia	11/15/87
52 vs. LA Rams	11/25/56
52 at Buf	9/21/97
52 at Ten	9/19/04
52 vs. S.D.	12/26/04
52 vs. Hou	9/17/06
52 vs. Den	9/30/07

FEWEST BOTH TEAMS

19 at Buf	12/1/74
19 at N.E.	11/11/90
21 at Mia	11/11/73
22 (5 times)	

RUSHING

COLTS (SEASON)

MOST	FEWEST
153 1988	55 1991
146 1983	62 1982
133 1976	64 1960
131 1975	66 1954
131 1985	69 2009/11

OPP (SEASON)

MOST	FEWEST
162 1981	60 1971
153 1978	65 1959
151 1993	69 1957
150 2006	70 1958
140 1980/91	70 1969

COLTS MOST (GAME)

18 at Det	10/19/58
18 vs. S.F.	11/22/59
18 vs. Buf	10/6/85
18 vs. Den	9/30/07
16 (6 times)	

OPP MOST (GAME)

19 vs. Mia	10/29/72
19 vs. Dal	12/6/81
18 at G.B.	10/18/53
17 (3 times)	

COLTS FEWEST (GAME)

0 vs. LA Rams	11/27/66
0 at N.E.	11/11/90
0 vs. Phi	12/19/93
0 vs. Ariz	1/1/06
0 vs. S.D.	11/28/10
1 (16 times)	

OPP FEWEST (GAME)

0 vs. Chi	10/5/57
0 vs. S.F.	10/13/63
0 at Buf	10/10/71
0 at T.B.	9/11/94
0 at Ariz	9/27/09
1 (14 times)	

PASSING

COLTS (SEASON)

MOST	FEWEST
253 2010	66 1953
241 2006/09	79 1963
238 2004	80 1982
220 2008	90 1954
217 2005	92 1955

OPP (SEASON)

MOST	FEWEST
214 1981	89 1982
209 2004	95 1953
203 2009	95 1971
195 2001	98 1955
194 1984	98 1960

COLTS MOST (GAME)

23 at Jax	10/3/10
22 vs. NYJ	12/15/74
22 at N.E.	11/21/10
21 vs. S.F.	11/25/01
21 vs. S.D.	12/26/04
21 vs. Hou	9/17/06
21 vs. Hou	11/16/08
21 at N.E.	12/4/11

OPP MOST (GAME)

24 at Min	9/28/69
24 at Mia	9/15/85
23 vs. Mia	12/9/84
22 at S.F.	10/18/98
21 vs. Buf	10/8/89
20 (4 times)	

COLTS FEWEST (GAME)

1 at Cle	9/16/73
1 vs. Buf	10/13/74
1 at Mia	11/23/75
2 (7 times)	

OPP FEWEST (GAME)

1 at GBM	11/24/91
1 at Hou	9/22/02
2 (6 times)	
3 (6 times)	

PENALTY

COLTS (SEASON)

MOST	FEWEST
47 2004	10 1982
38 1999	11 1956
36 1979	12 1962
33 2000	13 (3 times)
32 2003	

OPP (SEASON)

MOST	FEWEST
34 1980	8 1996
32 1983/03	11 1960/71
30 1981	11 2009
30 1995	12 1958
29 1979/98	12 1959

COLTS MOST (GAME)

9 vs. Pit	10/30/77
7 vs. G.B.	11/2/58
7 vs. Det	11/19/67
7 vs. Buf	12/17/78
7 vs. Pit	9/14/80
7 at Ten	9/19/04
7 at Phi	11/7/10

OPP MOST (GAME)

5 (8 times)	
4 (34 times)	

NET YARDS

COLTS (SEASON)

MOST	FEWEST
6475 2004	2483 1982
6141 2000	2716 1953
6092 2010	2934 1954
6070 2006	3464 1955
5955 2001	3506 1973

OPP (SEASON)

MOST	FEWEST
6793 1981	2852 1971
5935 2011	3284 1958
5929 2004	3296 1982
5911 1978	3317 1960
5832 1998	3377 1968

COLTS MOST (GAME)

595 at Atl	11/12/67
576 vs. Min	12/16/62
574 vs. LA Rams	11/25/56
567 vs. Ten	12/5/04
555 vs. Buf	9/23/01

OPP MOST (GAME)

622 at Min	9/28/69
597 at S.F.	12/13/53
590 at K.C.	10/31/04
583 at Dal	9/4/78
574 at Phi	11/15/81

COLTS FEWEST (GAME)

69 vs. Det	11/6/54
70 at LA Rams	12/5/53
86 at N.E.	10/23/77
88 at Buf	11/28/82
99 at S.D.	11/1/92

OPP FEWEST (GAME)

49 at Buf	10/10/71
89 vs. T.B.	10/3/76
94 at N.E.	12/6/92
97 at Was	11/26/61
113 vs. Was	9/25/60

MOST BOTH TEAMS

1095 at K.C.	10/31/04
1997 vs. LA Rams	11/25/56
1985 vs. NYJ	9/24/72
964 at GBM	11/15/59
943 at Cin	11/20/05

FEWEST BOTH TEAMS

328 at Buf	12/1/74
346 at NYJ	11/11/84
355 vs. NYJ	10/29/95
359 at N.E.	12/6/92
373 at Buf	10/20/85

OFFENSIVE PLAYS

COLTS (SEASON)

MOST	FEWEST
1117 1979	596 1982
1088 2010	840 1964
1056 1980	849 1966
1048 2002	851 1968
1046 1986	860 1970

ADMINISTRATION
COACHING STAFF
FOOTBALL OPERATIONS
FOOTBALL STAFF
PLAYERS
2011 SEASON IN REVIEW
COLTS HISTORY
RECORDS
COLTS IN THE COMMUNITY



ADMINISTRATION

COACHING STAFF

FOOTBALL OPERATIONS

FOOTBALL STAFF

PLAYERS

2011 SEASON IN REVIEW

COLTS HISTORY

RECORDS

COLTS IN THE COMMUNITY

OPP (SEASON)

MOST		FEWEST	
1116	1984	605	1982
1111	1981	746	1971
1109	1989	818	1967
1090	1994	827	1963
1084	2009	847	1973

COLTS MOST (GAME)

88	at S.F.	9/22/63
88	vs. Mia	12/14/75
87	vs. Den	11/10/74
86	vs. T.B.	10/3/76
85	at NYJ	9/7/80

OPP MOST (GAME)

88	vs. N.E.	10/29/89
86	at T.B.	10/4/92
85	vs. Dal	12/6/81
84	at Min	9/28/69
84	vs. Buf	12/13/87
84	at Mia	9/21/09

COLTS FEWEST (GAME)

35	at Mia	9/21/09
37	vs. Den	12/21/03
38	at Buf	11/28/82
41	vs. Mia	10/28/90
41	at N.E.	10/8/00

OPP FEWEST (GAME)

34	vs. NYJ	11/16/03
38	vs. Ten	12/28/08
39	at S.F.	9/22/63
40	at Chi	9/21/75
40	vs. T.B.	10/7/07

RUSHING

ATTEMPTS

COLTS (SEASON)

MOST		FEWEST	
601	1983	293	1982
566	1977	335	1990
565	1976	345	1960
545	1988	354	1991
536	1973/75	364	1954

OPP (SEASON)

MOST		FEWEST	
662	1978	325	1959
607	1981	331	1958
575	1993	348	1982
574	1980	352	1971
559	1984	375	1957/68

COLTS MOST (GAME)

60	vs. S.F.	11/22/59
58	at NYJ	10/20/74
58	at Atl	11/17/74
57	at NYJ	11/11/84
53	vs. Hou	11/1/76
53	at Phi	10/30/83

OPP MOST (GAME)

66	vs. Dal	12/6/81
58	at N.E.	12/26/93
56	at G.B.	10/18/53
56	at Buf	11/28/82
53	at Mia	10/27/74

COLTS FEWEST (GAME)

10	vs. Ariz	1/1/06
10	vs. Ten	12/30/07
10	at Hou	9/12/10
11	vs. Was	12/22/90
11	at Mia	9/21/09

OPP FEWEST (GAME)

11	at Buf	10/10/71
11	at NYJ	12/7/97
12	at Den	12/11/83
12	vs. T.B.	10/7/07
12	at Ariz	9/27/09
13	vs. Oak	10/10/04
14	(4 times)	

YARDS

COLTS (SEASON)

MOST		FEWEST	
2695	1983	1044	1982
2439	1985	1102	1992
2309	1976	1169	1991
2249	1988	1274	2008
2217	1975	1275	1954

OPP (SEASON)

MOST		FEWEST	
3010	1978	1113	1971
2768	2006	1174	1957
2665	1981	1291	1958
2566	1998	1339	1968
2521	1993	1400	1969

COLTS MOST (GAME)

318	vs. G.B.	10/28/56
316	at Det	10/19/58
305	at Cle	11/11/56
299	vs. Hou	12/22/85
281	vs. Buf	10/6/85

OPP MOST (GAME)

375	at Jax	12/10/06
354	vs. Dal	12/6/81
315	at Mia	11/11/73
313	at Min	9/13/64
303	at G.B.	10/18/53
303	vs. LA Rams	11/22/53

COLTS FEWEST (GAME)

4	vs. Det	9/22/91
11	vs. Ariz	1/1/06
19	vs. LA Rams	9/26/54
24	vs. S.D.	12/18/05
24	vs. S.D.	11/28/10

OPP FEWEST (GAME)

4	at Buf	10/10/71
15	vs. Pit	11/3/57
17	vs. T.B.	10/7/07
20	vs. G.B.	10/28/56
20	at Cle	10/14/96

MOST BOTH TEAMS

548	vs. LA Rams	11/22/53
510	vs. Dal	12/6/81
469	at Chi	10/16/55
454	at LA Rams	12/9/61
449	vs. Den	9/30/07

FEWEST BOTH TEAMS

87	at Den	9/26/10
97	vs. Pit	10/31/71
106	vs. Cle	9/6/92
109	vs. N.E.	11/1/98
115	at NYJ	10/18/70
117	at Pit	11/9/08

AVERAGE

COLTS (SEASON)

BEST		LEAST	
5.1	1956	2.9	1992
5.0	1985	3.3	1979
4.7	1958	3.3	1970
4.6	1961	3.3	1991
4.5	1983/01	3.4	96/08

OPP (SEASON)

BEST		LEAST	
5.3	2006	3.1	1957
5.2	1953	3.2	1971
4.8	1959	3.5	1969
4.7	1998	3.5	1995
4.6	1997/01/04/10	3.6	(6 times)

COLTS BEST (GAME)

8.52	at Balt	11/29/98
8.00	at GBM	11/13/54
7.95	vs. G.B.	10/28/56
7.80	vs. Dal	12/6/81
7.77	at LA Rams	10/9/61

OPP BEST (GAME)

8.93	at Jax	12/10/06
8.12	at Min	11/17/63
8.00	at Det	11/25/04
7.77	vs. LA Rams	11/22/53
7.76	vs. NYJ	11/16/03

COLTS LEAST (GAME)

0.29	vs. Det	9/22/91
1.10	vs. Ariz	1/1/06
1.12	vs. LA Rams	9/26/54
1.29	at LA Rams	12/5/53
1.31	at LA Rams	12/4/54

OPP LEAST (GAME)

0.36	at Buf	10/10/71
0.50	vs. Pit	11/3/57
0.96	vs. Det.	9/29/57
1.11	vs. G.B.	10/28/56
1.11	at Cle	10/14/62

PASSING

ATTEMPTS

COLTS (SEASON)

MOST		FEWEST	
679	2010	266	1955
601	2009	279	1956
594	1993	283	1982
591	2002	300	1973
586	1986	313	1954

OPP (SEASON)

MOST		FEWEST	
598	1994	246	1982
583	2009	297	1956
569	1995	298	1960
561	1999	312	1974
557	2004	313	1972

COLTS MOST (GAME)

59	at Was	11/7/93
57	at NYJ	11/16/86
57	at Hou	9/12/10
56	at S.D.	11/11/07
54	vs. NYJ	12/15/74
54	at S.D.	9/26/99
54	at N.E.	10/8/00



OPP MOST (GAME)

62	at NYJ	10/18/70
57	vs. Hou	9/4/94
57	at Den	9/26/10
56	at Min	9/28/89
56	vs. Ten	12/18/11
54	at Balt	9/11/05
54	at Ariz	9/27/09

COLTS FEWEST (GAME)

7	at LA Rams	12/18/65
8	vs. Mia	12/9/73
11	at Atl	11/17/74
12	vs. Chi	9/25/55
12	at G.B.	9/20/64

OPP FEWEST (GAME)

9	at Hou	10/23/05
11	at N.E.	12/26/93
12	vs. Chi	11/3/63
12	at Buf	10/13/91
12	vs. Buf	11/12/06

COMPLETIONS COLTS (SEASON)

MOST	FEWEST
450	2010
402	2009
393	2008
392	2002
381	2003
126	1953
134	1955
137	1973
142	1982
158	1956

OPP (SEASON)

MOST	FEWEST
372	2009
364	2004
356	2010
354	1994
351	2011
138	1982
144	1960
158	1955
161	1961
165	1953/56

COLTS MOST (GAME)

40	at Hou	9/12/10
38	at N.E.	11/21/10
37	at Was	11/7/93
37	vs. Ten	11/3/02
36	vs. NYJ	12/15/74
36	vs. N.E.	10/20/96
36	at Ten	10/11/09
36	vs. Dal	12/5/10
34	at T.B.	10/6/03
34	at S.D.	11/11/07
34	vs. Hou	11/8/09

OPP MOST (GAME)

38	vs. Ten	12/18/11
37	at Den	9/26/10
36	at Min	9/28/89
34	at NYJ	10/18/70
34	vs. Buf	10/8/89
34	vs. G.B.	9/26/04
34	at Balt	9/11/05
33	vs. Sea	10/4/09
33	at S.F.	10/18/98
32	at Ariz	9/27/09
32	vs. Hou	11/8/09

COLTS FEWEST (GAME)

3	at LA Rams	12/18/65
3	vs. Cle	9/26/71
3	vs. Buf	12/17/78
3	at Buf	11/28/82
4	(3 times)	

OPP FEWEST (GAME)

4	vs. Was	10/26/58
4	vs. T.B.	10/3/76
5	(7 times)	

YARDS COLTS (SEASON-GROSS)

MOST	FEWEST
4732	2004
4700	2010
4605	2009
4413	2000
4397	2006
1613	1982
1625	1953
1746	1973
1795	1955
1995	1954

OPP (SEASON-GROSS)

MOST	FEWEST
4232	2004
4228	1981
3933	1986
3918	1989
3897	1994
1920	1982
2027	1971
2068	1960
2248	1958
2288	1955

COLTS MOST (GAME-GROSS)

472	at K.C.	10/31/04
469	vs. Min	12/16/62
440	vs. Jax	9/25/00
433	at Hou	9/12/10
426	at Atl	11/12/67

OPP MOST (GAME-GROSS)

538	at Min	9/28/69
496	vs. NYJ	9/24/72
476	at Den	9/26/10
469	vs. T.B.	10/16/88
407	vs. Chi	11/25/62

COLTS FEWEST (GAME-GROSS)

21	at Cle	11/11/56
35	vs. Mia	12/9/73
44	vs. Buf	10/18/74
49	vs. Cle	9/26/71
53	vs. LA Rams	11/22/53

OPP FEWEST (GAME-GROSS)

46	vs. Was	10/26/58
46	at Buf	12/1/74
47	vs. Hou	10/14/79
48	at Hou	10/23/05
50	at GBM	11/24/91

MOST BOTH TEAMS (GROSS)

872	vs. NYJ	9/24/72
861	at K.C.	10/31/04
801	at Den	9/26/10
787	vs. G.B.	9/26/04
733	at Min	9/28/69

FEWEST BOTH TEAMS (GROSS)

124	vs. Buf	12/17/78
128	at Buf	10/14/73
129	at Buf	11/28/82
142	at Mia	11/23/75
144	at N.E.	10/19/75

COLTS (SEASON-NET)

MOST	FEWEST
4623	2004
4609	2010
4515	2009
4308	2006
4282	2000
1257	1953
1439	1982
1475	1973
1631	1955
1659	1954

OPP (SEASON-NET)

MOST	FEWEST
4128	1981
3892	2004
3739	1986
3679	1994
3643	1996
1726	1960
1739	1971
1823	1982
1913	1961
1993	1958

COLTS MOST (GAME-NET)

472	at K.C.	10/31/04
451	vs. Min	12/16/62
440	vs. Jax	9/25/00
426	at Atl	11/12/67
419	vs. Atl	9/17/67
419	at Hou	9/12/10

OPP MOST (GAME-NET)

530	at Min	9/28/69
490	vs. NYJ	9/24/72
472	at Den	9/26/10
444	vs. T.B.	10/16/88
431	at Cle	10/26/81

COLTS FEWEST (GAME-NET)

1	vs. Buf	10/13/74
4	at Cle	9/16/73
5	at Cle	11/11/56
9	vs. LA Rams	11/22/53
11	at N.E.	10/23/77

OPP FEWEST (GAME-NET)

6	at Hou	10/23/05
13	vs. T.B.	10/3/76
16	vs. Was	10/26/58
23	at N.E.	12/6/92
27	vs. Hou	10/14/79

MOST BOTH TEAMS (NET)

859	at K.C.	10/31/04
822	vs. NYJ	9/24/72
797	at Den	9/26/10
778	vs. G.B.	9/26/04
715	vs. NYG	12/22/02

FEWEST BOTH TEAMS (NET)

54	at N.E.	10/19/75
81	at Mia	11/23/75
86	vs. Buf	12/17/78
109	vs. Hou	10/14/79
112	at Buf	10/14/73

COMPLETION PERCENTAGE COLTS (SEASON)

BEST	WORST
67.38	2005
67.18	2008
66.98	2004
66.96	2003
66.89	2009
39.50	1953
45.67	1973
49.87	1983
50.00	1960
50.12	1984

OPP (SEASON)

BEST	WORST
71.2	2011
68.40	2008
67.39	2005
66.54	2010
65.35	2004
45.87	1961
46.28	1958
47.38	1977
48.32	1960
48.72	1959

COLTS BEST (GAME-20 ATT)

85.3	at Jax	12/18/08	(29-34)
83.9	vs. Atl	12/14/03	(26-31)
83.3	at Buf	10/16/94	(20-24)
82.6	vs. Cle	9/25/05	(19-23)
82.1	at Den	10/29/06	(32-39)
81.8	at Ten	10/11/09	(36-44)

ADMINISTRATION
COACHING STAFF
FOOTBALL OPERATIONS
FOOTBALL STAFF
PLAYERS
2011 SEASON IN REVIEW
COLTS HISTORY
RECORDS
COLTS IN THE COMMUNITY



COLTS BEST (GAME-20 ATT) cont...

81.3	vs. Cin	12/7/08	(26-32)
81.1	at N.E.	12/4/11	(30-37)
80.6	vs. Cin	12/18/06	(29-36)
80.0	vs. G.B.	11/16/97	(24-30)
80.0	vs. N.E.	10/22/00	(16-20)

OPP BEST (GAME-20 ATT)

88.6	at N.O.	10/23/11	(31-35)
86.4	at N.O.	11/18/01	(19-22)
86.2	vs. Oak	10/28/73	(25-29)
85.7	at Hou	9/21/80	(18-21)
84.6	vs. Hou	9/17/06	(22-26)
82.8	vs. Jax	2/2/07	(24-29)

SACKS ALLOWED

COLTS (SEASON)	
MOST	FEWEST
62	1997
58	1984
57	1991
53	1986
52	1979

OPP (SEASON)

COLTS (SEASON)	
MOST	FEWEST
59	1975
57	1964
56	1976
47	1966
47	1977

COLTS MOST (GAME)

12	vs. StL	10/26/80
10	vs. T.B.	9/9/79
8	at Buf	12/1/74
8	vs. N.E.	11/26/78
8	vs. Sea.	9/14/97
8	at Det.	11/23/97
7	(17 times) Last: vs. Cin.	11/9/97

OPP MOST (GAME)

11	at LA Rams	11/22/64
11	vs. Cle	9/6/92
10	at Buf	11/13/77
10	at K.C.	11/2/80
9	at Buf	10/10/71
9	vs. Buf	12/11/00
8	(7 times) Last: at NYJ	12/7/97

YARDS LOST - SACKS

COLTS (SEASON)	
MOST	FEWEST
487	1991
480	1978
436	1984
424	1990
418	1997

OPP (SEASON)

COLTS (SEASON)	
MOST	FEWEST
496	1975
489	1964
461	1976
407	1961
401	1966

COLTS YDS LOST SACKS (GAME)

91	vs. N.E.	11/26/78
73	vs. K.C.	9/28/70
73	vs. StL	10/26/80
72	at Buf	12/1/74
72	vs. Cle	12/1/91

OPP YDS LOST SACKS (GAME)

102	at LA Rams	11/22/64
97	at Min	9/23/62
76	at Buf	10/10/71
75	at Min	11/17/63
74	at NYJ	10/26/75
74	vs. T.B.	10/3/76

TURNOVERS

PASSES HAD INTERCEPTED

COLTS (SEASON)	
MOST	FEWEST
30	1978
29	1961
28	1998
27	1953/66/69

OPP (SEASON)

COLTS (SEASON)	
MOST	FEWEST
40	1959
35	1958
32	1967
30	1960
30	1977

COLTS MOST (GAME)

8	vs. NYJ	9/23/73
6	at G.B.	10/8/61
6	vs. Mia	9/10/78
6	at S.D.	11/11/07
5	(8 times)	

OPP MOST (GAME)

7	vs. LA Rams	12/4/54
7	vs. Chi	10/2/60
6	(4 times)	
5	(14 times)	

MOST BOTH TEAMS

9	at Phi	11/15/53
9	at NYJ	10/18/70
9	vs. NYJ	9/23/73

FUMBLES

COLTS (SEASON)

COLTS (SEASON)	
MOST	FEWEST
41	1986
38	1978
37	1972
36	1979
36	1987

OPP (SEASON)

COLTS (SEASON)	
MOST	FEWEST
43	1987
42	1953
41	1986
37	2002
36	1978/04

COLTS MOST (GAME)

7	vs. Mia	10/23/83
6	at NYJ	11/14/71
6	vs. NYJ	9/28/86
6	at NYJ	11/16/86

OPP MOST (GAME)

8	at N.E.	10/7/73
7	(6 times)	
6	(7 times)	

FUMBLES LOST

COLTS (SEASON)

COLTS (SEASON)	
MOST	FEWEST
25	1963
22	1972
21	1953
21	1979
20	1986/93

OPP (SEASON)

COLTS (SEASON)	
MOST	FEWEST
27	1953
25	1987
22	1973
21	1976
20	1978/88

COLTS MOST (GAME)

5	at Det	10/20/57
5	at G.B.	9/29/63
4	(13 times)	

OPP MOST (GAME)

5	vs. LA Rams	11/23/58
4	(12 times)	

TOTAL TURNOVERS

COLTS (SEASON)

COLTS (SEASON)	
MOST	FEWEST
48	1953
47	1978
44	1962
42	1961
40	1979

OPP (SEASON)

COLTS (SEASON)	
MOST	FEWEST
56	1953
52	1958
49	1959
47	1977
45	1987

COLTS MOST (GAME)

8	at G.B.	10/8/61	(6i/2f)
8	vs. Cle	9/26/71	(5i/3f)
8	vs. NYJ	9/23/73	(8i)

OPP MOST (GAME)

9	vs. LA Rams	11/23/58	(5f/4i)
9	at LA Rams	12/4/54	(7f/2f)
8	at S.F.	11/29/54	(5f/3f)
8	vs. Chi	10/2/60	(7f/1i)
8	at Phi	11/15/63	(6i/2f)

TURNOVER DIFFERENTIAL

COLTS (SEASON)

COLTS (SEASON)	
BEST	WORST
+30	1958
+26	1959
+23	1975
+22	1964
+21	1977

ADMINISTRATION

COACHING STAFF

FOOTBALL OPERATIONS

FOOTBALL STAFF

PLAYERS

2011 SEASON IN REVIEW

COLTS HISTORY

RECORDS

COLTS IN THE COMMUNITY



PENALTIES

COLTS (SEASON)

MOST

137	1979
122	1992
120	1983
106	1981/97/98/04

FEWEST

51	1960
52	1967
52	1982
53	1956
55	1958

OPP (SEASON)

MOST

130	1999
123	2003
121	1996
119	2005
118	1988

FEWEST

58	1963
59	1960
59	1964
59	1982
60	57/58

COLTS MOST (GAME)

16	at Den
15	at Buf
14	at K.C.
14	at Buf
13	(3 times)
12	(9 times)

12/11/83
9/18/83
9/2/79
9/21/97

OPP MOST (GAME)

19	vs. Buf
17	vs. Pit
16	vs. Chi
15	vs. Chi
15	at NYJ
15	vs. S.D.
15	at N.E.
14	(8 times)
13	(8 times)
12	(12 times)

9/23/01
10/30/77
12/5/65
11/21/54
9/8/96
11/3/96
9/19/99

COLTS FEWEST (GAME)

0	vs. S.F.
0	at GBM
0	vs. NYJ
0	at K.C.
0	at Cle

10/26/69
9/10/66
10/30/94
12/15/96
12/26/99

OPP FEWEST (GAME)

0	at LA Rams
0	vs. StL

12/18/65
10/12/64

YARDS PENALIZED

COLTS (SEASON)

MOST

1239	1979
986	1983
958	1992
943	1995
914	1980

FEWEST

433	1982
458	1967
483	1973
504	1960
507	1956

OPP (SEASON)

MOST

1093	1999
1032	1970
1014	1979
1006	1978
1005	2003

FEWEST

466	1982
486	1956
538	1960
543	2008
546	1957

COLTS MOST (GAME)

153	at Buf
151	at Buf
127	at Chi
126	at Mia

9/18/83
10/19/86
10/16/55
10/15/87

Total 100+ games: 31

OPP MOST (GAME)

148	vs. Chi
146	vs. N.E.
142	vs. Chi
139	vs. Dal
135	vs. S.D.
135	vs. N.E.

11/21/54
11/4/07
12/5/65
10/15/72
11/3/96
9/19/99

Total 100+ games: 50

PUNTS

COLTS (SEASON)

MOST

101	1979
98	1984
94	1978
91	1983
88	2011
86	1975

FEWEST

42	1961
46	1982
48	2006
49	1966
49	1967
49	1968

OPP (SEASON)

MOST

95	1979
88	1971
83	1975/99
82	1987/00
81	1977/96

FEWEST

41	1982
47	73/06
48	1981
50	1959
52	2004

COLTS MOST (GAME)

12	at NYJ
12	at Buf.
11	at Chi
11	at S.F.
11	at Mia
11	at N.E.
10	(8 times)

9/25/77
10/6/96
10/10/54
11/29/64
11/11/73
10/19/75

OPP MOST (GAME)

11	vs. NYJ
11	at K.C.
11	at Buf.
11	vs. Hou
11	vs. Den
10	at N.E.
10	at N.E.

9/19/71
9/2/79
10/6/96
12/1/02
9/11/83
11/11/90
12/6/92

MOST BOTH TEAMS

23	at Buf.
21	at K.C.
20	vs. Den
20	vs. Hou

10/6/96
9/2/79
9/11/83
12/1/02

COLTS FEWEST (GAME)

0	vs. Cle
0	vs. Det
0	at S.D.
0	vs. N.E.
0	vs. Buf
0	vs. Ten
0	at Hou

11/1/59
11/19/67
11/7/76
9/1/91
9/23/01
12/5/04
10/23/05

OPP FEWEST (GAME)

0	at S.F.
0	vs. G.B.
0	at Dal
0	at Phi
0	at Buf
0	vs. Jax

12/13/53
11/6/60
9/4/78
11/15/81
9/9/90
12/2/07

AVERAGE

COLTS (SEASON)

BEST

46.57	2011
45.66	1996
45.57	1966
45.35	1998
45.32	1983

WORST

34.47	1957
36.21	1979
37.14	1974
37.19	1954
37.29	1958

OPP (SEASON)

BEST

46.41	1960
46.06	1997
44.92	2008
44.70	1959
44.59	1998

WORST

35.74	1978
36.21	1977
36.89	1976
37.17	1987
37.40	1973

INTERCEPTION RETURN YDS

COLTS (SEASON)

MOST

577	1959
514	1958
493	1975
483	1968
453	1967

FEWEST

75	1985
87	1974
97	1998
106	1969
116	1973

OPP (SEASON)

MOST

545	2001
529	1978
469	1953
461	1992
438	1966

FEWEST

111	1975
117	1983
119	1964
119	2011
125	2003

COLTS MOST (GAME)

144	vs. G.B.
138	at Chi
136	at S.F.
135	vs. Cle
126	at N.E.

FEWEST

11/2/58
11/17/57
10/13/68
12/10/89
12/11/94

Total 100+ games: 13

OPP MOST (GAME)

162	at Den
161	at G.B.
143	vs. S.D.
132	vs. N.E.
129	vs. NYJ

11/27/77
10/19/08
11/4/84
11/15/92
12/15/74

Total 100+ games: 12

COLTS MOST TDS (SEASON)

4	1959/65/68/75/96
3	1967/70/94
2	57/63/66/78/89/97/00/03/04/05/08/09/10/11

OPP MOST TDS (SEASON)

6	2001
4	1973/92/10
3	1953/58/66/69/74/78/08
2	1956/59/67/84/89/94/98/99

PUNT RETURNS

COLTS (SEASON)

MOST

53	1963
48	1955
48	1964
45	1965
45	1966

FEWEST

12	1981
14	1982
22	2008
23	1960/06
24	73/04/05

OPP (SEASON)

MOST

62	1984
55	1983
53	1978
52	1986
51	1975/89

FEWEST

15	1960
18	1961
19	1963
19	1968
21	1967

COLTS MOST (GAME)

9	at LA Rams
9	at K.C.
8	vs. Det
8	vs. NYJ
8	vs. T.B.
8	at N.E.

11/22/64
9/2/79
10/10/65
9/19/71
10/3/76
11/11/90

ADMINISTRATION

COACHING STAFF

FOOTBALL OPERATIONS

FOOTBALL STAFF

PLAYERS

2011 SEASON IN REVIEW

COLTS HISTORY

RECORDS

COLTS IN THE COMMUNITY



ADMINISTRATION
COACHING STAFF
FOOTBALL OPERATIONS
FOOTBALL STAFF
PLAYERS
2011 SEASON IN REVIEW
COLTS HISTORY
RECORDS
COLTS IN THE COMMUNITY

OPP MOST (GAME)

9 vs. LA Rams	11/27/66
8 vs. Buf	10/13/74
8 vs. Den	10/22/78
8 vs. S.D.	11/26/89
7 (7 times)	

YARDS COLTS (SEASON)

MOST	FEWEST
485 1963	56 1981
453 1964	78 1982
449 1985	108 2011
447 1996	127 1960
439 1975	129 1973

OPP (SEASON)

MOST	FEWEST
642 1983	48 1960
600 1984	62 1968
572 1985	71 1955
558 1989	109 1957
550 2011	119 1963

COLTS MOST (GAME)

164 vs. NYJ	9/19/71
148 at GBM	10/14/56
141 vs. S.D.	11/3/96
124 at N.E.	11/1/90
110 vs. Mia	11/1/70
Total 100+ games: 11	

OPP MOST (GAME)

123 at K.C.	11/2/80
117 vs. N.E.	11/15/09
114 at G.B.	12/7/68
110 at N.E.	11/10/85
107 at N.E.	9/4/83
107 at Car	12/3/95
Total 100+ games: 12	

COLTS LEAST (GAME)

-8 at S.D.	10/23/88
-5 at Pit	11/22/92
-5 at S.D.	11/11/07
-3 (4 times)	
Total Neg games: 17	
Total Zero games: 92	

OPP LEAST (GAME)

-5 vs. Hou	9/13/92
-4 vs. Phi	12/6/70
-3 (7 times)	
Total Neg games: 13	
Total Zero games: 91	

COLTS MOST TDS (SEASON)

2 1992	
1 (13 times)	

OPP MOST TDS (SEASON)

2 1956	
1 (20 times)	

FAIR CATCHES MOST (SEASON)

COLTS	OPP
34 1971	24 1979
26 1970	22 2010
25 2005	21 73/00/11
24 1992/10/11	18 1992
23 2009	17 2002

COLTS MOST (GAME)

5 vs. Det	12/7/69
5 at N.E.	10/3/71
5 vs. LA Rams	11/8/71
4 (11 times)	

OPP MOST (GAME)

6 at S.F.	10/13/68
5 at Mia	11/11/79
4 (7 times)	
3 (22 times)	

KICKOFF RETURNS COLTS (SEASON)

MOST	FEWEST
84 1981/01	31 2011
74 1978	32 1971
74 1986	34 1958
71 1998	38 1959
70 1979	38 1968

OPP (SEASON)

MOST	FEWEST
93 2003	21 2011
92 2004	25 1982
89 2005	29 1954
87 2001	33 1991
83 1999	36 55/92

COLTS MOST (GAME)

9 at Chi	10/21/56
9 at N.E.	11/18/79
9 at Buf	9/21/97
9 at Balt	12/2/01
9 vs. S.D.	11/28/10
8 (10 times)	

OPP MOST (GAME)

10 vs. Buf	12/12/76
10 vs. Den	10/31/88
9 at N.O.	9/28/03
9 vs. Ten	12/5/04
8 (23 times)	

YARDS COLTS (SEASON)

MOST	FEWEST
1832 2001	578 2011
1651 1981	679 1971
1648 1978	753 1982
1545 2004	792 1959
1510 2003	864 1958

OPP (SEASON)

MOST	FEWEST
2029 06/07	538 1982
2006 2001	551 1993
1999 2003	573 1991
1978 2005	584 2011
1960 2004	587 1954

COLTS MOST (GAME)

274 vs. NYJ	9/24/72
252 vs. S.D.	12/26/04
219 at Dal	9/4/78
213 vs. Sea.	9/14/97
204 at Chi	10/21/56
204 vs. Cin	10/11/81

OPP MOST (GAME)

268 at Sea	10/15/00
266 at Hou	10/23/05
249 vs. NYJ	11/16/03
233 at Hou	9/23/07
230 vs. Chi	10/4/58
230 vs. N.E.	12/21/75

COLTS LEAST (GAME)

0 (14 times) Last: vs. Ten	12/18/11
----------------------------	----------

OPP LEAST (GAME)

-2 at G.B.	10/19/08
0 (21 times) Last: vs. Ten	2/18/11

COLTS MOST TDS (SEASON)

2 1958/68	
1 (17 times)	

OPP MOST TDS (SEASON)

3 2007	
2 1977/03/06	
1 (17 times)	

OPPONENTS BEST GAMES

SCORING

MOST POINTS

33 Paul Hornung at G.B.	10/8/61
30 Jim Brown vs. Cle	11/1/59
30 Paul Hornung vs. G.B.	12/12/65
24 Marshall Faulk at St. L.	12/30/01
21 Gordy Soltau at S.F.	12/13/53
20 Gordy Soltau vs. S.F.	11/29/53

MOST KICK-SCORING POINTS

18 Nate Kaeding vs. S.D.	11/28/10
17 Greg Davis at S.D.	10/26/97
17 John Hall vs. NYJ	12/23/01
16 Curt Knight at Was	11/18/73
16 Jason Staurovsky vs. N.E.	12/3/89
16 Doug Pelfrey vs. Cin	9/3/95
16 Olindo Mare vs. Mia	12/31/06

MOST TOUCHDOWNS

5 Jim Brown vs. Cle	11/1/59
5 Paul Hornung vs. G.B.	12/12/65
4 Paul Hornung at G.B.	10/8/61
4 Marshall Faulk at St. L.	12/30/01
3 (42 times)	

MOST PATS

8 John Kasay at N.O.	10/23/11
7 George Blanda at Chi	10/21/56
7 Fred Cox at Min	9/28/69

MOST PAT ATTS

8 John Kasay at N.O.	10/23/11
8 George Blanda at Chi	10/21/56
8 Roger Leclerc vs. Chi	11/25/62
7 Fred Cox at Min	9/28/69

MOST FIELD GOALS

5 Curt Knight at Was	11/18/73
5 Jason Staurovsky at N.E.	12/3/89
5 Doug Pelfrey vs. Cin	9/3/95
5 Greg Davis at S.F.	10/26/97
5 John Hall vs. NYJ	12/23/01
5 Olindo Mare vs. Mia	12/31/06
5 Ryan Longwell Min	9/14/08
5 Billy Cundiff at Balt	11/22/09
5 Nate Kaeding vs. S.D.	11/28/10
4 (23 times)	

MOST FIELD GOAL ATTS

7 Jason Staurovsky at N.E.	12/3/89
6 Pat Leahy at NYJ	11/29/81
6 Greg Davis at S.D.	10/26/97
6 Scott Norwood at Buf	9/9/90
6 John Hall vs. NYJ	12/23/01
6 Ryan Longwell at Min	9/14/08
6 Billy Cundiff at Balt	11/22/09
5 (23 times)	



ADMINISTRATION
COACHING STAFF
FOOTBALL OPERATIONS STAFF
FOOTBALL STAFF
PLAYERS
2011 SEASON IN REVIEW
COLTS HISTORY
RECORDS
COLTS IN THE COMMUNITY

LONGEST FIELD GOAL

60	Rob Bironas at Ten	12/3/06
59	Josh Scobee at Jax	10/3/10
59	Sebastian Janikowski at Oak	12/26/10
56	Chip Lohmiller vs. Was	12/22/90
56	Kris Brown vs. Hou	11/8/09
55	Jason Hanson at Det	11/23/97
54	Rob Bironas vs. Ten	12/30/07
54	Sebastian Janikowski at Oak	12/26/10

RUSHING

MOST ATTEMPTS

35	Curtis Martin at N.E.	11/24/96
33	Rodney Hampton at NVG	12/12/93
33	Fred Jackson at Buf	1/3/10
33	Arian Foster at Hou	9/12/10
32	Jim Brown vs. Cle	11/1/59
32	O.J. Simpson vs. Buf	10/12/75
32	Pete Johnson at Cin	12/7/80
32	Ricky Watters at Sea	12/20/98
32	Priest Holmes at K.C.	10/31/04
32	Ron Dayne at Hou	12/24/06

MOST YARDS

231	Arian Foster at Hou	9/12/10
216	Barry Sanders at Det	11/23/97
212	Fred Jackson at Buf	1/3/10
205	Dan Towler vs. LA Rams	11/22/53
203	Curtis Martin at NYJ	12/3/00

HIGHEST AVG. (7 ATT. MIN)

14.6	Dan Towler vs. LA Rams	11/22/53
14.6	Fred Taylor at Jax	12/10/06
13.3	Floyd Reid vs. G.B.	10/31/53
12.7	Nick Pietrosante at Det	10/23/60
12.2	Tommy Mason at Min	11/17/63

LONGEST RUSH

83t	Michael Turner vs. S.D.	12/18/05
81t	Rick Casares at Chi	10/16/55
80t	Barry Sanders at Det	11/23/97
78t	O.J. Simpson at Buf	10/14/73
78t	Kenneth Davis at Buf	10/6/91

MOST TOUCHDOWNS

5	Jim Brown vs. Cle	11/1/59
3	(13 times) Last: Arian Foster at Hou.	9/12/10

PASSING

MOST ATTEMPTS

62	Joe Namath at NYJ	10/18/70
57	Kyle Orton at Den	9/26/10
52	Kurt Warner at Ari	9/27/09
51	Steve Young at S.F.	10/18/98
50	Ken Graham at NYG	11/14/99

MOST COMPLETIONS

37	Kyle Orton at Den	9/26/10
34	Joe Namath at NYJ	10/18/70
33	Steve Young at S.F.	10/18/98
33	Seneca Wallace vs. Sea	10/4/09
32	Matt Schaub vs. Hou	11/8/09
31	(6 times) Last: Drew Brees at N.O.	10/23/11

MOST YARDS

496	Joe Namath vs. NYJ	9/24/72
476	Kyle Orton at Den	9/26/10
469	Vinny Testaverde vs. T.B.	10/16/88
449	Joe Kapp at Min	9/28/69
444	Brian Sipe at Cle	10/25/81

HIGHEST COMP. PCT. (MIN. 20 ATT.)

88.6	Drew Brees at N.O.	11/23/11 (31-35)
86.4	Aaron Brooks at N.O.	11/18/01 (19-22)
86.2	Ken Stabler vs. Oak	10/28/73 (25-29)

HIGHEST COMP. PCT. (MIN. 20 ATT.) cont...

85.7	Ken Stabler at Hou	9/21/80 (18-21)
85.0	Joe Theismann at Was	10/7/84 (17-20)
84.6	David Carr vs. Hou	9/17/06 (22-26)

LONGEST COMPLETION

99t	Karl Sweetan to Pat Studstill vs. Det	10/16/66
95t	Todd Collins to Quinn Early vs. Buf	12/1/96
92t	Roger Staubach to Tony Dorsett at Dal	9/4/78
91t	Tom Brady to David Patten vs. N.E.	10/21/01
88t	Jim Plunkett to Randy Yataha vs. N.E.	12/19/71
85t	Norm Snead to Leroy Jackson vs. Was	12/8/62

MOST TD PASSES

7	Joe Kapp at Min	9/28/69
6	Joe Namath vs. NYJ	9/24/72
5	Dan Fouts at S.D.	12/26/82
5	Mark Malone at Pit	9/8/85
5	Drew Brees at N.O.	10/23/11
4	(18 times) Last: Brett Favre vs. G.B.	9/26/04

MOST INTERCEPTIONS

7	Zeke Bratkowski vs. Chi	10/2/60
6	Norm Van Brocklin at LA Rams	12/4/54
6	Joe Namath at NYJ	10/18/70
5	(6 times) Last: Terry Bradshaw vs. Pit	10/30/77
4	(27 times) Last: Tom Brady at N.E.	11/5/06

MOST ATTS NO INTS (GAME)

51	Steve Young at S.F.	10/18/98
48	Dan Marino at Mia	9/15/85
47	Donovan McNabb at Phil	11/10/02
45	Drew Bledsoe at N.E.	9/19/99
45	Seneca Wallace vs. Sea	10/4/09

RECEPTIONS

MOST RECEPTIONS

21	Brandon Marshall vs. Den	12/13/09
13	Al Toon vs. NYJ	11/6/88
12	Eddie Bell at NYJ	10/18/70
12	Henry Ellard at LA Rams	9/17/89
12	Keith Byars at Phi	9/30/90
12	Ben Coates vs. N.E.	11/27/94
12	Jabar Gaffney at Den	9/26/10

MOST YARDS

231	Dave Parks vs. S.F.	10/3/65
230	Henry Ellard at LA Rams	9/17/89
210	Drew Hill vs. Hou	12/22/85
206	Cris Collinsworth at Cin	10/2/83
204	Rich Caster vs. NYJ	9/24/72
204	Amani Toomer vs. NYG	12/22/02

AVG. GAIN (3 REC. MIN)

50.3	Jack Snow vs. LA Rams	10/15/67
48.0	Harlon Hill at Chi	10/10/54
41.7	Stanley Morgan at N.E.	9/18/78
41.7	Raghib Ismail at Oak	10/22/95
41.3	Nat Moore vs. Mia	10/10/76
40.7	Leroy Jackson vs. Was	12/8/62
40.7	Gary Garrison at S.D.	9/20/70

TOUCHDOWNS

3	(19 times) Last: Drew Bennett vs. Ten	12/5/04
---	---------------------------------------	---------

INTERCEPTIONS

MOST INTERCEPTIONS

3	Jim David vs. Det	10/6/56
3	Jack Christiansen at Det	11/7/53

MOST INTERCEPTIONS cont...

3	Jack Butler vs. Pit	11/3/57
3	Jim Kerr at Was	11/26/61
3	Johnny Robinson vs. K.C.	9/28/70
3	Rich Sowell vs. NYJ	9/23/73
3	Antonio Cromartie at S.D.	11/1/07

MOST RETURN YARDS

105	Henry Jones at Buf	9/20/92
99	Aaron Rouse at G.B.	10/19/08
92	Eric McMillan at NYJ	10/1/89
87	Bobby Dillon at GBM	10/14/56
87	Dave Robinson vs. G.B.	12/12/65

LONGEST RETURN

99t	Aaron Rouse at G.B.	10/19/08
92t	Eric McMillan at NYJ	10/1/89
87t	Dave Robinson vs. G.B.	12/12/65
82t	Henry Jones at Buf	9/20/92
82t	Chris Singleton vs. N.E.	11/15/92

TOUCHDOWNS

2	Henry Jones at Buf	9/20/92
---	--------------------	---------

PUNTING

MOST (GAME)

11	Steve O'Neal vs. NYJ	9/19/71
11	Bob Grupp at K.C.	9/2/79
11	Chris Mohr at Buf	10/6/96
11	Chad Stanley vs. Hou	12/1/02
10	Luke Prestridge vs. Den	9/11/83
10	Brian Hansen at N.E.	11/11/90
10	Shawn McCarthy at N.E.	12/6/92

MOST YARDS

511	Bob Grupp at K.C.	9/2/79
450	Steve O'Neal vs. NYJ	9/19/71
444	Chris Mohr at Buf	10/6/96
435	Chad Stanley vs. Hou	12/1/02

BEST AVG. (4-MIN)

55.6	Tom Tupa vs. N.E.	9/7/97
55.5	Shane Lechler vs. Oak	10/10/04
53.3	Boyd Dowler at G.B.	10/9/60
53.0	Dustin Colquitt vs. K.C.	10/10/10
52.4	Shane Lechler vs. Oak	10/14/01
52.3	Yale Lary vs. Det	9/24/61

LONGEST PUNT

79	Chuck Ramsey vs. NYJ	10/15/78
76	Larry Barnes at S.F.	12/8/57
76	Bobby Walden at Min	10/22/67
75	Craig Henrich at Ten	10/27/08
74	Jeff Feagles at N.E.	10/2/88

PUNT RETURNS

MOST (GAME)

8	Rick Upchurch vs. Den	10/22/78
8	Phil McConkey vs. S.D.	11/26/89
7	Danny Reece vs. T.B.	9/9/79
7	Dino Hall at Cle	10/26/81
7	Willie Drewery at Hou	11/23/86
7	Chris Hale at Buf	9/20/92
7	Eric Guliford at Car	12/3/95

MOST YARDS

123	J.T. Smith at K.C.	11/2/80
117	Wes Welker vs. N.E.	11/15/09
111	Antwaan Randle-El vs. Wash	10/22/06
107	Ricky Smith at N.E.	9/4/83
107	Eric Guliford at Car	12/3/95

LONGEST RETURN

91t	Nate Burleson vs. Min	11/8/04
87t	Antwaan Randle-El vs. Wash	10/22/06



LONGEST RETURN cont...

80t Stanley Morgan at N.E.	11/18/79
80 Desmond Howard vs. Det	10/29/00
78t Mike Thomas vs. Jax	12/19/10

HIGHEST AVG. (2 MIN)

55.5 Antwaan Randle-El vs. Was	10/22/06
48.0 Nate Burleson vs. Min	11/8/04
45.5 Jake Scott at Mia	11/22/70
44.0 Willie Wood at G.B.	10/8/61
43.0 Jacoby Jones at Hou	9/23/07

MOST FAIR CATCHES

4 Kermit Alexander at S.F.	10/13/68
4 Thom Darden at Cle	9/16/73
4 Rod Woodson vs. Pit	10/6/91
4 Rod Woodson at Pit	11/22/92
4 Walter Stanley at N.E.	12/6/92
4 Jeff Ogden at Mia	12/17/00
4 Quan Cosby vs. Cin	11/14/10

KICKOFF RETURNS

MOST (GAME)

8 Allen Rossum at Phil	11/21/99
8 Chris Johnson vs. STL	10/17/05
8 Tab Perry at Cin	11/20/05
7 (14 times) Last: Marc Mariani at Ten	12/9/10

MOST YARDS

266 Jerome Mathis at Hou	10/23/05
242 Jonathan Carter vs. NYJ	11/16/03
233 Jerome Mathis at Hou	9/23/07
211 Roell Preston vs. G.B.	11/16/97
206 Allen Carter vs. N.E.	12/21/75

LONGEST RETURN

106t Brad Smith vs. NYJ	12/27/09
103t Tom Wilson vs. LA Rams	11/25/56
103t Herb Adderley at G.B.	11/18/62
103t Justin Miller at NYJ	10/11/06
102t Curtis Brown at Buf	9/24/78
101t Lance Rentzel at Min	11/14/65
101t Raymond Clayborn vs. N.E.	12/18/77

LONGEST NON-SCORING RETURN

96 Joe Arenas at S.F.	12/16/56
-----------------------	----------

HIGHEST AVG. (2 MIN)

67.3 Lenny Lyles at S.F.	12/18/60
62.0 Willie Galimore vs. Chi	10/4/58
61.5 Tom Wilson vs. LA Rams	11/25/56
60.0 Lance Rentzel at Min	11/14/65

FUMBLE RETURNS

LONGEST

80t Phil Wise at NYJ	12/27/73
78t Darrell Green at Was	11/7/93
75t Derrol Ray at NYJ	9/7/80

OPPONENTS CAREER BEST

MOST POINTS

207 Pat Leahy	N.Y. Jets
143 Steve Christie	T.B./Buf.
138 Paul Hornung	Green Bay
122 Adam Vinatieri	New England
117 Olindo Mare	Mia./N.O./Sea./Car.
111 Josh Scobee	Jacksonville
103 John Smith	New England

MOST TOUCHDOWNS (R-P-Rt)

16 Paul Hornung	Green Bay	(13-3-0)
16 Andre Reed	Buffalo	(0-16-0)
14 Stanley Morgan	New England	(0-13-1)
13 Rick Casares	Chicago	(11-2-0)
13 Jim Taylor	G.B./N.O.	(12-1-0)
13 Maurice Jones-Drew	Jax	(9-3-1)

MOST PATS

69 Pat Leahy	N.Y. Jets
52 John Smith	New England
47 Adam Vinatieri	New England
42 George Blanda	Chi./Oak.

MOST PAT ATTS

75 Pat Leahy	N.Y. Jets
57 John Smith	New England
47 Adam Vinatieri	New England
44 Uwe Von Schamann	Miami
43 George Blanda	Chi./Oak.
43 Garo Yepremian	Det./Mia.

MOST FGS

46 Pat Leahy	N.Y. Jets
35 Steve Christie	T.B./Buf.
25 Adam Vinatieri	New England
27 Olindo Mare	Mia./N.O./Sea./Car.
27 Josh Scobee	Jacksonville

MOST FG ATTS

62 Pat Leahy	N.Y. Jets
44 Steve Christie	T.B./Buf.
36 Tommy Davis	San Francisco
36 Josh Scobee	Jacksonville
34 Garo Yepremian	Det./Mia.
32 Olindo Mare	Mia./N.O./Sea./Car.

MOST CONSECUTIVE FGS

18 Tony Franklin	Phil./N.E.
15 Adam Vinatieri*	New England
13 Nate Kaeding*	San Diego
13 Olindo Mare	Miami
12 John Smith	New England
12 Rob Bironas	Tennessee

MOST 50+ FGS

5 Rob Bironas	Tennessee
4 Josh Scobee	Jacksonville
3 Jason Hanson	Detroit
2 John Carney	S.D./N.O.
2 Steve Christie	T.B./Buf.
2 Sebastian Janikowski	Oakland
2 Nate Kaeding	San Diego
2 Chip Lohmiller	Washington
2 Pete Stoyanovich	Mia./K.C.
1 (20 others)	

MOST RUSHING ATTEMPTS

345 Curtis Martin	N.E./N.Y.J.
304 Thurman Thomas	Buffalo
251 Jim Taylor	G.B./N.O.
250 O.J. Simpson	Buffalo
246 Fred Taylor	Jacksonville

MOST RUSHING YARDS

1645 Curtis Martin	N.E./N.Y.J.
1251 Fred Taylor	Jacksonville
1230 Thurman Thomas	Buffalo
1212 Maurice Jones-Drew	Jacksonville
1197 O.J. Simpson	Buffalo
1032 Jim Taylor	Green Bay

MOST RUSHING TOUCHDOWNS

13 Paul Hornung	Green Bay
12 Jim Taylor	G.B./N.O.
11 Rick Casares	Chicago
10 Antowain Smith	Buf./N.E.
9 Maurice Jones-Drew	Jacksonville
8 John Riggins	N.Y.J./Wash.
8 Y.A. Tittle	N.Y.G./S.F.
8 Domanick Davis	Houston

MOST 100+ GAMES

9 Curtis Martin	N.E./N.Y.J.
7 Freeman McNeil	N.Y. Jets
7 Maurice Jones-Drew	Jacksonville
6 O.J. Simpson	Buffalo
6 Fred Taylor	Jacksonville
5 Thurman Thomas	Buffalo

MOST PASSING ATTEMPTS

1030 Dan Marino	Miami
518 Drew Bledsoe	N.E./Buf.
512 John Brodie	San Francisco
500 Joe Ferguson	Buffalo
500 Jim Kelly	Buffalo

MOST PASSING COMPLETS

624 Dan Marino	Miami
315 Drew Bledsoe	N.E./Buf.
300 Jim Kelly	Buffalo
275 John Brodie	San Francisco
259 Joe Ferguson	Buffalo

MOST PASSING YARDS

7537 Dan Marino	Miami
3752 Jim Kelly	Buffalo
3667 Joe Ferguson	Buffalo
3622 Drew Bledsoe	N.E./Buf.
3570 Steve Grogan	New England

MOST PASSING TOUCHDOWNS

54 Dan Marino	Miami
31 Joe Ferguson	Buffalo
28 Jim Kelly	Buffalo
25 Drew Bledsoe	N.E./Buf.
23 Vinny Testaverde	Balt./Cle./NY/T.B.

21 John Brodie	San Francisco
21 Steve Grogan	New England
21 Tom Brady	New England

MOST PASSES INTERCEPTED

29 John Brodie	San Francisco
27 Bart Starr	Green Bay
24 Y.A. Tittle	S.F./N.Y.G.
24 Steve Grogan	New England
22 Bill Wade	L.A./Chi.

MOST 300+ GAMES

7 Dan Marino	Miami
5 Warren Moon	Hou./Sea.
4 Bill Wade	L.A./Chi.
3 Joe Namath	N.Y. Jets
3 Brian Sipe	Cleveland
3 Brett Favre	Green Bay

MOST RECEPTIONS

128 Andre Reed	Buffalo
82 Andre Johnson	Houston
79 Al Toon	N.Y. Jets
79 Stanley Morgan	New England
74 Irving Fryar	N.E./Mia./Phil./Wash.

MOST RECEPTION YARDS

1718 Andre Reed	Buffalo
1615 Stanley Morgan	New England
1094 Billy Wilson	San Francisco
1072 Tony Martin	Atl./Mia./S.D.
1031 Wesley Walker	N.Y. Jets
1013 Nat Moore	Miami

MOST TOUCHDOWN RECEPTIONS

16 Andre Reed	Buffalo
13 Stanley Morgan	New England
11 Nat Moore	Miami
8 Wesley Walker	N.Y. Jets

ADMINISTRATION
COACHING STAFF
FOOTBALL OPERATIONS
FOOTBALL STAFF
PLAYERS
2011 SEASON IN REVIEW
COLTS HISTORY
RECORDS
COLTS IN THE COMMUNITY



MOST TOUCHDOWN RECEPTIONS cont...

8	Billy Wilson	San Francisco
8	Billy Howton	G.B./Dal.
8	Howard Cassady	Detroit
8	Tony Martin	Atl./Mia./S.D.
8	Bill McColl	Chicago

MOST 100+ GAMES

8	Stanley Morgan	New England
5	Tony Martin	S.D./Atl./Mia.
4	Harlon Hill	Chicago
4	Jimmy Smith	Jacksonville
3	(14 others)	
2	(28 others)	

MOST INTERCEPTIONS

11	Bobby Dillon	Green Bay
10	Jack Christiansen	Detroit
9	Dick LeBeau	Detroit
8	Michael Haynes	N.E./Oak.
7	(4 others)	

MOST INTERCEPTION YARDS

181	Bobby Dillon	Green Bay
172	Herb Adderley	Green Bay
140	Michael Haynes	N.E./Oak.
139	Hank Gremminger	Green Bay
137	Glenn Blackwood	Miami

MOST TOUCHDOWNS

2	Kevin Burnett	Dal./S.D.
2	Henry Jones	Buffalo
2	Ty Law	New England
2	Otis Smith	N.E./N.Y.J.

MOST PUNTS

106	Chris Mohr	Buf./Atl.
83	John Kidd	Buf./S.D./Mia./N.Y.J.
81	Tommy Davis	San Francisco
78	Rich Camarillo	N.E./Ariz./Hou.
78	Reggie Roby	Mia./Wash./S.F.
77	Brian Hansen	N.O./N.E./Cle./N.Y.J.

MOST PUNT YARDS

4278	Chris Mohr	Buf./Atl.
3603	Tomy Davis	San Francisco
3574	John Kidd	Buf./S.D./Mia./N.Y.J.
3445	Reggie Roby	Mia./Wash./S.F.
3425	Brian Hansen	N.O./N.E./Cle./N.Y.J.

HIGHEST AVERAGE (MIN. 25 ATT.)

46.5	Boyd Dowler	Green Bay
45.8	Brian Moorman	Buffalo
45.3	Yale Lary	Detroit
45.2	Mark Royals	Jax/Mia/Pit/N.O.
44.5	Sam Baker	Wash./Phil.
44.5	Tommy Davis	San Francisco
44.5	Brian Hansen	N.O./N.E./Cle./N.Y.J.

MOST TOUCHBACKS

12	Chris Mohr	Buffalo
11	Rich Camarillo	N.E./Ariz./Hou.
9	Yale Lary	Detroit
9	Lee Johnson	Cin./Cle./N.E./Ten.
8	Tom Tupa	Cle./N.E./N.Y.J./T.B.
8	Craig Hentrich	G.B./Ten.

MOST INSIDE 20

27	Rich Camarillo	N.E./Ariz./Hou.
26	John Kidd	Buf./S.D./Mia./N.Y.J.
26	Chris Mohr	Buf./Atl.
24	Reggie Roby	Mia./Wash./S.F.
22	Tom Tupa	Cle./N.E./N.Y.J./T.B.



RECORDS
COLTS HISTORY
2011 SEASON IN REVIEW
PLAYERS
FOOTBALL STAFF
FOOTBALL OPERATIONS
COACHING STAFF
ADMINISTRATION
COLTS IN THE COMMUNITY



PLAYOFF RECORDS

COLTS INDIVIDUAL CAREER
AND SINGLE-GAME PLAYOFF RECORDS
(*Denotes Super Bowl)

SERVICE

MOST GAMES:

- 19 Peyton Manning, 1998-11
- Jeff Saturday, 1999-11
- 18 Justin Snow, 2000-11
- 17 Reggie Wayne, 2002-11
- 16 Raheem Brock, 2002-09
- Ryan Diem, 2002-11
- Dwight Freene, 2002-11
- Marvin Harrison, 1996-08
- 15 Gary Brackett, 2003-10
- Robert Mathis, 2003-11
- Hunter Smith, 1999-08
- 13 Tarik Glenn, 1997-06
- 12 Dallas Clark, 2003-11

SCORING

MOST POINTS

CAREER:

- 70 Adam Vinatieri, 2006-11
- 56 Reggie Wayne, 2001-11
- 54 Mike Vanderjagt, 1998-05
- 30 Edgerrin James, 1999-05
- 26 Jim O'Brien, 1970-72

GAME:

- Colts: 18 Tom Matte at Cleveland 12/29/68 (3 TD rushing)
- 15 Adam Vinatieri at Baltimore 1/13/07 (13 times) Last: Matt Stover vs. New York Jets 1/24/10
- Opp: 18 Gary Collins at Cleveland 12/27/64 (3 TD receiving)
- Dave Casper vs. Oakland 12/24/77 (3 TD receiving)
- 16 Adam Vinatieri at New England 1/18/04
- 13 Al Del Greco vs. Tennessee 1/16/00
- 12 (10 times) Last: LaDainian Tomlinson vs. New York Jets 1/8/11

MOST TOUCHDOWNS

CAREER:

- 9 Reggie Wayne, 2001-11
- 5 Edgerrin James, 1999-05
- 4 Dallas Clark, 2003-11
- Joseph Addai, 2006-11
- 3 Tom Matte, 1961-72
- Peyton Manning, 1998-11
- Brandon Stokley, 2003-06

GAME:

- Colts: 3 Tom Matte at Cleveland 12/29/68 (3 TD rushing)
- 2 (11 times) Last: Reggie Wayne vs. Denver 1/9/05
- Opp: 3 Gary Collins at Cleveland 12/27/64 (3 TD receiving)
- Dave Casper vs. Oakland 12/24/77 (3 TD receiving)
- 2 (10 times) Last: LaDainian Tomlinson vs. New York Jets 1/8/11

MOST POINTS KICK-SCORING

CAREER:

- 70 Adam Vinatieri, 2006-11
- 54 Mike Vanderjagt, 1998-05
- 26 Jim O'Brien, 1970-72
- 25 Matt Stover, 2009
- 21 Lou Michaels, 1964-69
- Cary Blanchard, 1995-97

MOST POINTS KICK-SCORING

GAME:

- Colts: 15 Adam Vinatieri at Baltimore 1/13/07
- 12 Adam Vinatieri vs. New England 1/21/07
- 12 Matt Stover vs. NY Jets 1/24/10
- 11 Mike Vanderjagt vs. Denver 1/4/04
- Adam Vinatieri vs. Kansas City 1/6/07
- Adam Vinatieri vs. Chicago 2/4/07*
- Opp: 16 Adam Vinatieri at New England 1/18/04
- 13 Al Del Greco vs. Tennessee 1/16/00
- 11 John Hall at New York Jets 1/4/03
- Garrett Hartley vs. New Orleans 2/7/10*

MOST FIELD GOALS

CAREER:

- 19 Adam Vinatieri, 2006-11
- 11 Mike Vanderjagt, 1998-05
- 6 Jim O'Brien, 1970-72
- Matt Stover, 2009
- 4 Lou Michaels, 1964-69
- Cary Blanchard, 1995-97

GAME:

- Colts: 5 Adam Vinatieri at Baltimore 1/13/07
- 3 Cary Blanchard at Pittsburgh 1/14/96
- Mike Vanderjagt vs. Tennessee 1/16/00
- Mike Vanderjagt at Miami 12/30/00
- Adam Vinatieri vs. Kansas City 1/6/07
- Adam Vinatieri vs. New England 1/21/07
- Adam Vinatieri vs. Chicago 2/4/07*
- Matt Stover vs. NY Jets 1/24/10
- Adam Vinatieri vs. NY Jets 1/8/11
- Opp: 5 Adam Vinatieri at New England 1/18/04
- 4 Al Del Greco vs. Tennessee 1/16/00
- 3 Pat Summerall vs. New York Giants 12/27/59
- Jim Turner vs. New York Jets 1/12/69*
- Garrett Hartley vs. New Orleans 2/7/10*

MOST FIELD GOAL ATTEMPTS

CAREER:

- 20 Adam Vinatieri, 2006-11
- 14 Jim O'Brien, 1970-72
- Mike Vanderjagt, 1998-05
- 8 Lou Michaels, 1964-69
- 7 Cary Blanchard, 1995-97
- Matt Stover, 2009

GAME:

- Colts: 5 Adam Vinatieri at Baltimore 1/13/07 (5-5)
- 4 Jim O'Brien vs. Oakland 1/3/71 (2-4)
- Cary Blanchard at Pittsburgh 1/14/96 (3-4)
- Mike Vanderjagt at Miami 12/30/00 (3-4)
- Adam Vinatieri vs. Chicago 2/4/07* (3-4)
- Opp: 5 Adam Vinatieri at New England 1/18/04 (5-5)
- 4 Al Del Greco vs. Tennessee 1/16/00 (4-4)
- 3 (8 times) Last: Garrett Hartley vs. New Orleans 2/7/10* (3-3)

LONGEST FIELD GOAL

Colts:

- 51 Adam Vinatieri at Baltimore 1/13/07
- 50 Mike Vanderjagt at Miami 12/30/00
- Adam Vinatieri vs. Kansas City 1/6/07
- Adam Vinatieri vs. New York Jets 1/8/11
- 48 Adam Vinatieri vs. Kansas City 1/6/07
- Adam Vinatieri at Baltimore 1/13/07
- Opp: 54 John Carney at San Diego 12/31/95
- 51 Matt Stover at Baltimore 1/13/07
- 50 Norm Johnson at Pittsburgh 12/29/96
- 49 Al Del Greco vs. Tennessee 1/16/00



Reggie Wayne leads the franchise in career postseason touchdowns with nine. Wayne also became the 11th player in NFL history to top 1,000 career postseason receiving yards.



MOST PATS

CAREER:

- 21 Mike Vanderjagt, 1998-05
- 13 Adam Vinatieri, 2006-11
- 9 Lou Michaels, 1964-69
- Cary Blanchard, 1995-97
- 8 Jim O'Brien, 1970-72

GAME:

- Colts: 7 Mike Vanderjagt vs. Denver 1/9/05
- 5 Cary Blanchard at San Diego 12/31/95
- Mike Vanderjagt vs. Denver 1/4/04
- Mike Vanderjagt at Kansas City 1/11/04
- Opp: 5 Matt Bahr at Cleveland 1/9/88
- John Hall at New York Jets 1/4/03
- 4 (7 times) Last: Nate Kaeding vs. San Diego 1/13/08

MOST POINT AFTER ATTEMPTS

CAREER:

- 21 Mike Vanderjagt, 1998-05
- 13 Adam Vinatieri, 2006-11
- 9 Lou Michaels, 1964-69
- Cary Blanchard, 1995-97
- 8 Jim O'Brien, 1970-72

GAME:

- Colts: 7 Mike Vanderjagt vs. Denver 1/9/05
- 5 Cary Blanchard at San Diego 12/31/95
- Mike Vanderjagt vs. Denver 1/4/04
- Mike Vanderjagt at Kansas City 1/11/04
- Opp: 5 Matt Bahr at Cleveland 1/9/88
- John Hall at New York Jets 1/4/03
- 4 (7 times) Last: Nate Kaeding vs. San Diego 1/13/08

RUSHING

MOST ATTEMPTS

CAREER:

- 158 Joseph Addai, 2006-11
- 157 Edgerrin James, 1999-05
- 98 Dominic Rhodes, 2001-06,08,10

GAME:

- Colts: 26 Lydell Mitchell at Pittsburgh 12/27/75 (26-63)
- Edgerrin James at Kansas City 1/11/04 (26-125)
- 25 Norm Bulaich vs. Cincinnati 12/26/70 (25-116)
- Joseph Addai vs. Kansas City 1/6/07 (25-122)
- Opp: 40 Lamar Smith at Miami 12/30/00
- 30 Matt Snell vs. New York Jets 1/12/69* (30-121)
- 27 Jim Brown at Cleveland 12/27/64 (27-114)
- Franco Harris at Pittsburgh 12/27/75 (27-153)

MOST YARDS

CAREER:

- 621 Joseph Addai, 2006-11
- 616 Edgerrin James, 1999-05
- 407 Dominic Rhodes, 2001-06,08,10

GAME:

- Colts: 147 Zack Crockett at San Diego 12/31/95 (13-147)
- 125 Edgerrin James at Kansas City 1/11/04 (26-125)
- 122 Joseph Addai vs. Kansas City 1/6/07 (25-122)
- 116 Tom Matte vs. New York Jets 1/12/69* (11-116)
- Norm Bulaich vs. Cincinnati 12/26/70 (25-116)
- Opp: 209 Lamar Smith at Miami 12/30/00 (40-209)
- 176 Priest Holmes at Kansas City 1/11/04 (24-176)
- 162 Eddie George vs. Tennessee 1/16/00 (26-162)
- 153 Franco Harris at Pittsburgh 12/27/75 (27-153)
- 144 Corey Dillon at New England 1/16/05 (23-144)
- Jerome Bettis at Pittsburgh 12/29/96
- Kordell Stewart at Pittsburgh 12/29/96
- Lamar Smith at Miami 12/30/00
- LaMont Jordan at NY Jets 1/4/03
- Priest Holmes at Kansas City 1/11/04
- Darren Sproles at San Diego 1/3/09
- Dalainian Tomlinson vs. NY Jets 1/8/11

HIGHEST AVERAGE (min. 15 carries)

CAREER:

- 8.1 Zack Crockett, 1995-97
- 4.4 John Unitas, 1956-72
- 4.2 Alan Ameche, 1955-60
- Tom Matte, 1961-72
- Dominic Rhodes, 2001-06,08,10



Running back Zack Crockett holds the team's record for single-game rushing yardage in the postseason after tallying 147 yards against San Diego in 1995.

GAME:

- Colts: 11.3 Zack Crockett at San Diego 12/31/95
- 10.6 Tom Matte vs. New York Jets 1/12/69*
- 5.5 Jerry Hill at Cleveland 12/29/68
- Opp: 7.5 Thomas Jones vs. Chicago 2/4/07*
- 7.3 Franco Harris vs. Pittsburgh 12/19/76
- Priest Holmes at Kansas City 1/11/04

MOST RUSHING TOUCHDOWNS

CAREER:

- 5 Edgerrin James, 1999-05
- 4 Joseph Addai, 2006-11
- 3 Tom Matte, 1961-72
- Peyton Manning, 1998-11

MOST RUSHING TOUCHDOWNS

GAME:

- Colts: 3 Tom Matte at Cleveland 12/29/68
- 2 Alan Ameche at New York Giants 12/28/58
- Edgerrin James at Kansas City 1/11/04
- Norm Bulaich vs. Oakland 1/3/71
- Don Nottingham at Cleveland 12/26/71
- Ron Lee vs. Oakland 12/24/77
- Zack Crockett at San Diego 12/31/95
- Opp: 2 Reggie Harrison vs. Pittsburgh 12/19/76

LONGEST RUSH

- Colts: 66t Zack Crockett at San Diego 12/31/95
- 58 Tom Matte vs. New York Jets 1/12/69*
- 36 Dominic Rhodes vs. Chicago 2/4/07*
- Opp: 68t Eddie George vs. Tennessee 1/16/00
- 52 Thomas Jones vs. Chicago 2/4/07*
- 50 Franco Harris vs. Pittsburgh 12/19/76

LONGEST RUSHING TOUCHDOWN

- Colts: 66 Zack Crockett at San Diego 12/31/95
- 33 Zack Crockett at San Diego 12/31/95
- 13 Ron Lee vs. Oakland 12/24/77
- 12 Tom Matte at Cleveland 12/27/68
- Opp: 68 Eddie George vs. Tennessee 1/16/00
- 31 Jon Witman at Pittsburgh 12/29/96
- 30 Clarence Davis vs. Oakland 12/24/77

PASSING

MOST ATTEMPTS

CAREER:

- 718 Peyton Manning, 1998-11
- 226 John Unitas, 1956-72
- 119 Jim Harbaugh, 1994-97

GAME:

- Colts: 48 Peyton Manning vs. San Diego 1/13/08 (33-48-402-3-2)
- 47 Peyton Manning at New England 1/18/04 (23-47-237-1-4)
- Peyton Manning vs. New England 1/21/07 (27-47-349-1-1)
- 45 Peyton Manning vs. New Orleans 2/7/10* (31-45-333-1-1)
- 44 Peyton Manning vs. Baltimore 1/16/10 (30-44-246-2-1)
- Opp: 47 Stan Humphries at San Diego 12/31/95 (23-47-292-2-4)
- 44 Joe Kapp vs. Minnesota 12/22/68 (26-44-287-2-2)
- 41 Neil O'Donnell at Pittsburgh 1/14/96 (25-41-205-1-1)
- 40 Kenny Stabler vs. Oakland 12/24/77 (21-40-345-3-2)

MOST COMPLETIONS

CAREER:

- 453 Peyton Manning, 1998-11
- 120 John Unitas, 1956-72
- 61 Jim Harbaugh, 1994-97

GAME:

- Colts: 33 Peyton Manning vs. San Diego 1/13/08 (33-48-402-3-2)
- 31 Peyton Manning vs. New Orleans 2/7/10* (31-45-333-1-1)
- Peyton Manning vs. Kansas City 1/6/07 (30-38-268-1-3)
- Peyton Manning vs. Baltimore 1/16/10 (30-44-246-2-1)
- Opp: 32 Drew Brees vs. New Orleans 2/7/10* (32-39-288-2-0)
- 26 Joe Kapp vs. Minnesota 12/22/68 (26-44-287-2-2)
- 25 Neil O'Donnell at Pittsburgh 1/14/96 (25-41-205-1-1)
- 24 Jake Plummer vs. Denver 1/9/05 (24-34-284-2-1)

ADMINISTRATION

COACHING STAFF

FOOTBALL OPERATIONS

FOOTBALL STAFF

PLAYERS

2011 SEASON IN REVIEW

COLTS HISTORY

RECORDS

COLTS IN THE COMMUNITY



ADMINISTRATION

COACHING STAFF

FOOTBALL OPERATIONS

FOOTBALL STAFF

PLAYERS

2011 SEASON IN REVIEW

COLTS HISTORY

RECORDS

COLTS IN THE COMMUNITY

MOST YARDS

CAREER:

- 5389 Peyton Manning, 1998-11
- 1663 John Unitas, 1956-72
- 688 Jim Harbaugh, 1994-97

GAME:

- Colts: 458 Peyton Manning vs. Denver 1/9/05 (27-33-458-4-1)
- 402 Peyton Manning vs. San Diego 1/13/08 (33-48-402-3-2)
- 377 Peyton Manning vs. Denver 1/4/04 (22-26-377-5-0)
- Peyton Manning vs. NYJ 1/24/10 (26-39-377-3-0)
- 349 John Unitas at New York Giants 12/28/58 (26-40-349-1-1)
- Peyton Manning vs. New England 1/21/07 (27-47-349-1-1)
- Opp: 345 Kenny Stabler vs. Oakland 12/24/77 (21-40-345-3-2)
- 292 Stan Humphries at San Diego 12/31/95 (23-47-292-2-4)
- 288 Drew Brees vs. New Orleans 2/7/10* (32-39-288-2-0)

HIGHEST COMPLETION PERCENTAGE

(Min. 50 Att./Career, 15 Att/Game)

CAREER:

- 63.1 Peyton Manning, 1998-11
- 53.1 John Unitas, 1956-72
- 51.3 Jim Harbaugh, 1994-97

GAME:

- Colts: 84.6 Peyton Manning vs. Denver 1/4/04 (22-26-377-5-0)
- 81.8 Peyton Manning vs. Denver 1/9/05 (27-33-458-4-1)
- 78.9 Peyton Manning vs. Kansas City 1/6/07 (30-38-268-1-3)
- Opp: 82.1 Drew Brees vs. New Orleans 2/7/10* (32-39-288-2-0)
- 77.8 Terry Bradshaw vs. Pittsburgh 12/19/76 (14-18-264-3-1)
- 76.7 Jake Plummer vs. Denver 1/4/04 (23-30-181-1-2)

MOST TOUCHDOWN PASSES

CAREER:

- 29 Peyton Manning, 1998-11
- 7 John Unitas, 1956-72
- 5 Jim Harbaugh, 1994-97
- 2 Tom Matte, 1961-72
- Earl Morrall, 1968-71
- Jack Trudeau, 1986-93

MOST TOUCHDOWN PASSES

GAME:

- Colts: 5 Peyton Manning vs. Denver 1/4/04 (22-26-377-5-0)
- 4 Peyton Manning vs. Denver 1/9/05 (27-33-458-4-1)
- 3 Peyton Manning at Kansas City 1/11/04 (22-30-304-3-0)
- Peyton Manning vs. San Diego 1/13/08 (33-48-402-3-2)
- Peyton Manning vs. New York Jets 1/24/10 (26-39-377-3-0)
- Opp: 3 Frank Ryan at Cleveland 12/27/64 (11-18-206-3-1)
- Terry Bradshaw vs. Pittsburgh 12/19/76 (14-18-264-3-0)
- Kenny Stabler vs. Oakland 12/24/77 (21-40-345-3-2)
- Bernie Kosar at Cleveland 1/9/88 (20-31-229-3-1)
- Chad Pennington at New York Jets 1/4/03 (19-25-222-3-0)
- Phillip Rivers vs. San Diego 1/13/08 (14-19-264-3-1)
- 2 (7 times) Last: Drew Brees vs. New Orleans 2/7/10* (32-39-288-2-0)

MOST PASSES HAD INTERCEPTED

CAREER:

- 19 Peyton Manning, 1998-11
- 10 John Unitas, 1956-72
- 6 Earl Morrall, 1968-71

GAME:

- Colts: 4 Peyton Manning at New England 1/18/04 (23-47-237-1-4)
- 3 Earl Morrall vs. New York Jets 1/12/69* (6-17-71-0-3)
- John Unitas at Miami 1/2/72 (20-36-224-0-3)
- Peyton Manning vs. Kansas City 1/6/07 (30-38-268-1-3)
- 2 (7 times) Last: Peyton Manning vs. San Diego 1/13/08 (33-48-402-3-2)
- Opp: 4 Stan Humphries at San Diego 12/31/95 (23-47-292-2-4)
- 3 George Blanda vs. Oakland 1/3/71 (17-32-271-2-3)
- Craig Morton vs. Dallas 1/17/71* (12-26-127-1-3)
- Bill Nelsen at Cleveland 12/26/71 (9-21-104-0-3)
- Steve Bono at Kansas City 1/7/96 (11-25-122-1-3)
- Jay Fiedler at Miami 12/30/00 (19-34-185-1-3)

LONGEST PASS PLAY

- Colts: 871 Peyton Manning to Brandon Stokley vs. Denver 1/4/04
- 751 John Unitas to John Mackey vs. Dallas 1/17/71*
- 721 Peyton Manning to Reggie Wayne at San Diego 1/3/09
- 681 John Unitas to Ray Perkins vs. Oakland 1/3/71
- Opp: 801 Mark Sanchez to Braylon Edwards vs. NYJ 1/24/10
- 761 Terry Bradshaw to Frank Lewis vs. Pittsburgh 12/19/76
- 751 Bob Griese to Paul Warfield at Miami 1/2/72

RECEIVING

MOST RECEPTIONS

CAREER:

- 83 Reggie Wayne, 2001-11
- 65 Marvin Harrison, 1996-08
- 64 Dallas Clark, 2003-11

MOST RECEPTIONS

GAME:

- Colts: 12 Raymond Berry at New York Giants 12/28/58 (12-178, 1 TD)
- 11 Pierre Garcon vs. New York Jets 1/24/10 (11-151, 1 TD)
- 10 Reggie Wayne vs. Denver 1/9/05 (10-221, 2 TDs)
- Joseph Addai vs. Chicago 2/4/07* (10-66)
- 9 Dallas Clark vs. Kansas City 1/6/07 (9-103)
- Joseph Addai vs. San Diego 1/13/08 (9-67)
- Opp: 10 Ronnie Harmon at San Diego 12/31/95 (10-133)
- 9 Bob Schnelker vs. New York Giants 12/27/59 (9-175, 1 TD)
- Ray Rice vs. Baltimore 1/16/10 (9-60)

MOST YARDS

CAREER:

- 1128 Reggie Wayne, 2001-11
- 883 Marvin Harrison, 1996-08
- 847 Dallas Clark, 2003-11

GAME:

- Colts: 221 Reggie Wayne vs. Denver 1/9/05 (10-221, 2 TDs)
- 178 Raymond Berry at New York Giants 12/28/58 (12-178, 1 TD)
- 151 Pierre Garcon vs. New York Jets 1/24/10 (11-151, 1 TD)
- 148 Willie Richardson vs. Minnesota 12/22/68 (6-148)
- 144 Brandon Stokley vs. Denver 1/4/04 (4-144)
- Opp: 175 Bob Schnelker vs. New York Giants 12/27/59 (9-175, 1 TD)
- 133 George Sauer vs. New York Jets 1/12/69* (8-133)
- Ronnie Harmon at San Diego 12/31/95 (10-133)
- 130 Gary Collins at Cleveland 12/27/64 (5-130, 3 TD)
- 125 Paul Warfield at Miami 1/2/72 (2-125, 1 TD)
- 113 Cliff Branch vs. Oakland 12/24/77 (6-113)

HIGHEST AVERAGE

(Min. 10 Rec., 2 Rec/Game)

CAREER:

- 21.1 Eddie Hinton, 1969-72
- 18.9 Lenny Moore, 1956-67
- 18.9 Willie Richardson, 1963-69, 71

GAME:

- Colts: 42.0 Lenny Moore vs. New York Giants 12/27/59 (3-126, 1 TD)
- 40.0 Ray Perkins vs. Oakland 1/3/71 (2-80, 1 TD)
- John Mackey vs. Dallas 1/17/71* (2-80, 1 TD)
- Opp: 62.5 Paul Warfield at Miami 1/2/72 (2-125, 1 TD)
- 51.5 Frank Lewis vs. Pittsburgh 12/19/76 (2-103, 1 TD)
- 50.0 Brayton Edwards vs. New York Jets 1/24/10 (2-100, 1 TD)



Quarterback Peyton Manning holds the Colts' record for career postseason passing yardage with 5,389.



MOST TOUCHDOWN RECEPTIONS

CAREER:

- 9 Reggie Wayne, 2001-11
- 4 Dallas Clark, 2003-11
- 3 Brandon Stokley, 2003-06
- 3 Pierre Garcon, 2008-11
- 2 Austin Collie, 2009-11
- 2 Marvin Harrison, 1996-08
- 2 John Mackey, 1963-71
- 1 Floyd Turner, 1994-95

MOST TOUCHDOWN RECEPTIONS

GAME:

- Colts: 2 Marvin Harrison vs. Denver 1/4/04
- Brandon Stokley vs. Denver 1/4/04
- Reggie Wayne vs. Denver 1/9/05
- Opp: 3 Gary Collins at Cleveland 12/27/64
- Dave Casper vs. Oakland 12/24/77
- 2 Lynn Swann vs. Pittsburgh 12/19/76

LONGEST RECEPTION

- Colts: 871 Brandon Stokley from Peyton Manning vs. Denver 1/4/04
- 751 John Mackey from John Unitas vs. Dallas 1/17/71*
- 721 Reggie Wayne from Peyton Manning at San Diego 1/3/09
- 681 Ray Perkins from John Unitas vs. Oakland 1/3/71
- 60 Lenny Moore from John Unitas at New York Giants 12/28/58
- Opp: 801 Braylon Edwards vs. New York Jets 1/24/10
- 761 Frank Lewis from Terry Bradshaw vs. Pittsburgh 12/19/76
- 751 Paul Warfield from Bob Griese at Miami 1/2/72
- 62 Kyle Rote from Charlie Conerly at New York Giants 12/28/58
- 561 Richie Anderson at New York Jets 1/4/03
- 561 Darren Sproles vs. San Diego 1/13/08

YARDS FROM SCRIMMAGE

MOST ATTEMPTS

CAREER:

- 204 Joseph Addai, 2006-11
- 185 Edgerrin James, 1999-05
- 109 Dominic Rhodes, 2001-06,08,10

GAME:

- Colts: 32 Joseph Addai vs. Kansas City 1/6/07 (25 rush/7 rec.)
- 30 Lydell Mitchell at Pittsburgh 12/27/75 (26 rush/4 rec.)
- 29 Joseph Addai vs. Chicago 2/4/07* (19 rush/10 rec.)
- Opp: 43 Lamar Smith at Miami 12/30/00 (40 rush/3 rec.)
- 34 Matt Snell vs. New York Jets 1/12/69* (30 rush/4 rec.)
- 30 Jim Brown at Cleveland 12/27/64 (27 rush/3 rec.)

MOST YARDS

CAREER:

- 1128 Reggie Wayne, 2001-11
- 919 Joseph Addai, 2006-11
- 883 Marvin Harrison, 1996-08

GAME:

- Colts: 221 Reggie Wayne vs. Denver 1/9/05 (221 rec.)
- 178 Raymond Berry at New York Giants 12/28/58 (178 rec.)
- 157 Zack Crockett at San Diego 12/31/95 (147 rush/10 rec.)

- Opp: 227 Lamar Smith at Miami 12/30/00 (209 rush/18 rec.)
- 208 Priest Holmes at Kansas City 1/11/04 (176 rush/32 rec.)
- 176 Eddie George vs. Tennessee 1/16/00 (162 rush/14 rec.)
- 175 Bob Schnelker vs. New York Giants 12/27/59 (175 rec.)

PUNTING

MOST PUNTS

CAREER:

- 60 David Lee, 1966-78
- 52 Hunter Smith, 1999-08
- 23 Chris Gardocki, 1995-97

GAME:

- Colts: 12 David Lee vs. Oakland 12/24/77
- 9 David Lee at Pittsburgh 12/27/75
- 8 Tom Gilburg at Green Bay 12/26/65
- Chris Gardocki at Pittsburgh 12/29/96
- Opp: 9 Ron Widby vs. Dallas 1/17/71*
- 8 Dave Lewis vs. Cincinnati 12/26/70
- Ray Guy vs. Oakland 12/24/77

MOST PUNT YARDS

CAREER:

- 2397 David Lee, 1966-78
- 2288 Hunter Smith, 1999-08
- 945 Chris Gardocki, 1995-97

GAME:

- Colts: 438 David Lee vs. Oakland 12/24/77
- 361 David Lee at Pittsburgh 12/27/75
- 340 Hunter Smith vs. Tennessee 1/16/00
- Opp: 377 Ron Widby vs. Dallas 1/17/71*
- 374 Ray Guy vs. Oakland 12/24/77
- 316 Mike Scifres at San Diego 1/3/09

HIGHEST PUNTING AVERAGE


(Min. 2/Career, 3 Att/Game)

CAREER:

- 44.0 Hunter Smith, 1999-08
- 43.9 Pat McAfee, 2009-11
- 41.1 Chris Gardocki, 1995-97

GAME:

- Colts: 52.8 Hunter Smith vs. New England 1/21/07 (4-21)
- 50.8 Raymond Brown at New York Giants 12/28/58 (4-203)
- 50.0 Chris Gardocki at Pittsburgh 1/14/96 (4-200)
- Opp: 59.0 Mike Scifres vs. San Diego 1/13/08 (3-177)
- 52.7 Mike Scifres at San Diego 1/3/09 (6-316)
- 52.3 Dustin Colquitt vs. Kansas City 1/6/07 (6-314)



Raymond Berry ranks second in franchise history in postseason single-game yards from scrimmage with 178 against the New York Giants in 1958.

MOST TOUCHBACKS

CAREER:

- 7 David Lee, 1966-78
- 6 Hunter Smith, 1999-08

GAME:

- Colts: 2 David Lee at Pittsburgh 12/27/75
- Opp: 4 Sean Weatherford vs. New York Jets 1/8/11
- 3 Ray Guy vs. Oakland 12/24/77

MOST PUNTS BLOCKED

CAREER:

- 1 David Lee, 1966-78

GAME:

- Colts: 1 David Lee vs. Oakland 12/24/77
- Opp: None

LONGEST PUNT

GAME:

- Colts: 63 Hunter Smith at San Diego 1/3/09
- 60 Hunter Smith at San Diego 1/3/09
- 58 Rohn Stark at Cleveland 1/9/88
- Hunter Smith vs. New England 1/21/07
- Opp: 67 Mike Scifres at San Diego 1/3/09
- 66 Dustin Colquitt vs. Kansas City 1/6/07
- Mike Scifres vs. San Diego 1/13/08

PUNT RETURNS

MOST RETURNS

CAREER:

- 15 Terrence Wilkins, 1999-01,03,06
- 13 Ron Gardin, 1970-71
- 12 Rick Volk, 1967-75

GAME:

- Colts: 7 Ron Gardin vs. Cincinnati 12/26/70
- 5 Rick Volk at Miami 1/2/72
- Jahine Arnold at Pittsburgh 12/29/96
- 4 (7 times) Last: T.J. Rushing vs. Baltimore 1/16/10
- Opp: 5 Neil Colzie vs. Oakland 12/24/77
- Jahine Arnold at Pittsburgh 12/29/96
- Antwan Randle El vs. Pittsburgh 1/15/06
- 4 Tamarick Vanover at Kansas City 1/7/96

MOST YARDS

CAREER:

- 167 Terrence Wilkins, 1999-01, 03, 06
- 79 T.J. Rushing, 2006-09
- 71 Ray Buchanan, 1993-96

GAME:

- Colts: 52 Ray Buchanan at San Diego 12/31/95
- 46 T.J. Rushing vs. San Diego 1/13/08
- 42 Terrence Wilkins vs. Chicago 2/4/07*
- Opp: 77 Jahine Arnold at Pittsburgh 12/29/96
- 72 Darren Sproles at San Diego 1/3/09
- 71 Leroy Kelly at Cleveland 12/26/71

HIGHEST AVERAGE

(Min. 4 Returns, 2/Game)

CAREER:

- 11.8 Ray Buchanan, 1993-96
- 11.1 Terrence Wilkins, 1999-01, 03, 06
- 10.3 Howard Stevens, 1975-77

GAME:

- Colts: 26.0 Ray Buchanan at San Diego 12/31/95 (2-52)
- 15.3 T.J. Rushing vs. San Diego 1/13/08 (3-46)
- 14.0 Terrence Wilkins vs. Chicago 2/4/07* (3-42)

ADMINISTRATION

COACHING STAFF

FOOTBALL OPERATIONS

FOOTBALL STAFF

PLAYERS

2011 SEASON IN REVIEW

COLTS HISTORY

RECORDS

COLTS IN THE COMMUNITY



ADMINISTRATION

COACHING STAFF

FOOTBALL OPERATIONS

FOOTBALL STAFF

PLAYERS

2011 SEASON IN REVIEW

COLTS HISTORY

RECORDS

COLTS IN THE COMMUNITY

- Opp: 24.0 Darren Sproles at San Diego 1/3/09 (3-72)
 23.7 Leroy Kelly at Cleveland 12/26/71 (3-71)
 17.7 Andre Hastings at Pittsburgh 1/14/96 (3-53)

LONGEST RETURN

GAME:

- Colts: 46 Ray Buchanan at San Diego 12/31/95
 24 Terrence Wilkins vs. Tennessee 1/16/00
 22 T.J. Rushing vs. San Diego 1/13/08
 Opp: 48 Leroy Kelly at Cleveland 12/26/71
 33 Andre Hastings at Pittsburgh 1/14/96
 31 Jahine Arnold at Pittsburgh 12/29/96

KICKOFF RETURNS

MOST RETURNS

CAREER:

- 20 Terrence Wilkins, 1999-00,03,06
 19 Dominic Rhodes, 2001-06,08,10
 12 Chad Simpson, 2008-09

GAME:

- Colts: 6 Albert Bentley at Cleveland 1/9/88
 5 (6 times) Last: Chad Simpson vs. New Orleans 2/7/10*
 Opp: 7 Dante Hall at Kansas City 1/11/04
 6 (4 times) Last: Ellis Hobbs vs. New England 1/21/07

MOST YARDS

CAREER:

- 417 Dominic Rhodes, 2001-06,08,10
 386 Terrence Wilkins, 1999-01,03,06
 258 Chad Simpson, 2008-09

GAME:

- Colts: 134 Marshall Johnson vs. Oakland 12/24/77
 129 T.J. Rushing vs. San Diego 1/13/08
 121 Dominic Rhodes at New England 1/18/04
 114 Albert Bentley at Cleveland 1/9/88
 111 Chad Simpson vs. New Orleans 2/7/10*
 Opp: 220 Ellis Hobbs vs. New England 1/21/07
 208 Dante Hall at Kansas City 1/11/04
 169 Carl Garrett vs. Oakland 12/24/77

HIGHEST AVERAGE

(Min. 3/Career, 2/Game)

CAREER:

- 44.7 Marshall Johnson, 1975-80
 27.8 Preston Pearson, 1967-68
 27.7 Charlie Pittman, 1971

GAME:

- Colts: 44.7 Marshall Johnson vs. Oakland 12/24/77 (3-136, 1 TD)
 29.5 Preston Pearson vs. New York Jets 1/12/69* (2-59)
 29.0 Charlie Pittman at Miami 1/2/72 (2-58)
 27.7 Chad Simpson vs. New York Jets 1/24/10 (3-83)
 Opp: 36.7 Ellis Hobbs vs. New England 1/21/07 (6-220)
 33.8 Carl Garrett vs. Oakland 12/24/77 (5-169)
 30.0 Phil King vs. New York Giants 12/27/59 (2-60)

LONGEST RETURN

GAME:

- Colts: 871 Marshall Johnson vs. Oakland 12/24/77
 38 Charlie Pittman at Miami 1/2/72
 Albert Bentley at Cleveland 1/9/88
 Opp: 921 Dante Hall at Kansas City 1/11/04
 Devin Hester vs. Chicago 2/4/07*
 80 Ellis Hobbs vs. New England 1/21/07

INTERCEPTIONS

MOST INTERCEPTIONS

CAREER:

- 5 Jerry Logan, 1963-72
 Rick Volk, 1967-75
 4 Antoine Bethea, 2006-11
 3 Mike Curtis, 1965-75
 Kelvin Hayden, 2005-10



Safety Antoine Bethea ranks third in franchise history with four postseason interceptions, his latest coming against Baltimore in the divisional playoffs on January 16, 2010.

GAME:

- Colts: 2 Johnny Sample vs. New York Giants 12/27/59
 Rick Volk at Cleveland 12/26/71
 Lloyd Mumphord at Pittsburgh 12/27/75
 Bruce Laird vs. Oakland 12/24/77
 Jason Belsler at San Diego 12/31/95
 Chad Cota at Miami 12/30/00
 David Macklin vs. Denver 1/4/04
 Opp: 3 Ty Law at New England 1/18/04
 2 Randy Beverly vs. New York Jets 1/12/69*
 Chuck Howley vs. Dallas 1/17/71*
 Ty Law vs. Kansas City 1/6/07
 Ed Reed at Baltimore 1/13/07

MOST RETURN YARDS

CAREER:

- 112 Rick Volk, 1967-75
 76 Johnny Sample, 1958-60
 72 Eugene Daniel, 1984-96

GAME:

- Colts: 76 Johnny Sample vs. New York Giants 12/27/59
 68 Jason Belsler at San Diego 12/31/95
 67 Lloyd Mumphord at Pittsburgh 12/27/75
 Opp: 74 Tracy Porter vs. New Orleans 2/7/10*
 62 Dick Anderson at Miami 1/2/71
 48 Frank Minnifield at Cleveland 1/9/88

HIGHEST AVERAGE (Minimum 3)

CAREER:

- 22.4 Rick Volk, 1967-75
 20.0 Kelvin Hayden, 2005-10
 13.2 Jerry Logan, 1963-72

GAME (MIN. 2):

- Colts: 38.0 Johnny Sample vs. New York Giants 12/27/59
 34.0 Jason Belsler at San Diego 12/31/95
 33.5 Lloyd Mumphord at Pittsburgh 12/27/75
 Opp: 21.5 Ty Law vs. Kansas City 1/6/07
 11.0 Chuck Howley vs. Dallas 1/17/71*

LONGEST RETURN-TD RETURNS

GAME:

- Colts: 611 Bruce Laird vs. Oakland 12/24/77
 591 Eugene Daniel at Pittsburgh 12/29/96
 58 Lloyd Mumphord at Pittsburgh 12/27/75
 561 Kelvin Hayden vs. Chicago 2/4/07*
 421 Johnny Sample vs. New York Giants 12/27/59
 Opp: 741 Tracy Porter vs. New Orleans 2/7/10*
 621 Dick Anderson at Miami 1/2/72
 481 Frank Minnifield at Cleveland 1/9/88
 391 Asante Samuel vs. New England 1/21/07
 38 Ed Reed vs. Baltimore 1/16/10

FUMBLES

FUMBLE RETURNS FOR TOUCHDOWNS

- Colts: 60 Mike Curtis vs. Minnesota 12/22/68
 25 Don Shinnick at Green Bay 12/26/65
 Opp: 93 Andy Russell at Pittsburgh 12/27/75

COLTS

TEAM PLAYOFF RECORDS

(*Denotes Super Bowl)

SCORING

MOST POINTS

- Colts: 49 vs. Denver 1/9/05
 41 vs. Denver 1/4/04
 38 at Kansas City 1/11/04
 vs. New England 1/21/07
 35 at San Diego 12/31/95
 Opp: 42 at Pittsburgh 12/29/96
 41 at New York Jets 1/4/03
 40 vs. Pittsburgh 12/19/76
 38 at Cleveland 1/9/88
 37 vs. Oakland 12/24/77

FEWEST POINTS

- Colts: 0 at Cleveland 12/27/64
 at Miami 1/2/72
 at New York Jets 1/4/03
 3 at New England 1/16/05
 Opp: 0 at Cleveland 12/29/68
 vs. Cincinnati 12/26/70
 3 at Cleveland 12/26/71
 vs. Baltimore 1/16/10

MOST POINTS BOTH TEAMS

- 73 vs. Denver 1/9/05 (Colts 49, Broncos 24)
 72 vs. New England 1/21/07 (Colts 38, Patriots 34)
 69 at Kansas City 1/11/04 (Colts 38, Chiefs 31)
 68 vs. Oakland 12/24/77 (Raiders 37, Colts 31, 2 OT)
 59 at Cleveland 1/9/88 (Browns 38, Colts 21)



FEWEST POINTS BOTH TEAMS

- 17 vs. Cincinnati 12/26/70 (Colts 17, Bengals 0)
- at Kansas City 1/7/96 (Colts 10, Chiefs 7)
- 21 at Miami 1/2/72 (Dolphins 21, Colts 0)
- at Baltimore 1/13/07 (Colts 15, Ravens 6)
- 23 (5 times) Last: vs. Baltimore 1/16/10 (Colts 20, Ravens 3)

MOST TOUCHDOWNS

- Colts: 7 vs. Denver 1/9/05
- 5 at San Diego 12/31/95 vs. Denver 1/4/04
- at Kansas City 1/11/04
- Opp: 5 vs. Pittsburgh 12/19/76 vs. Oakland 12/24/77
- at Cleveland 1/9/88
- at Pittsburgh 12/29/96
- at New York Jets 1/4/03
- 4 (5 times) Last: vs. San Diego 1/13/08

MOST RUSHING TOUCHDOWNS

- Colts: 4 at Cleveland 12/29/68
- 3 at San Diego 12/31/95 vs. Denver 1/9/05
- 2 (7 times) Last: vs. New England 1/21/07
- Opp: 5 at Pittsburgh 12/29/96
- 3 at Pittsburgh 12/27/75
- at San Diego 1/3/09
- 2 (7 times) Last: vs. NY Jets 1/8/11

MOST PASSING TOUCHDOWNS

- Colts: 5 vs. Denver 1/4/04
- 4 vs. Denver 1/9/05
- 3 at Kansas City 1/11/04 vs. San Diego 1/13/08 vs. New York Jets 1/24/10
- Opp: 3 at Cleveland 12/27/64 vs. Pittsburgh 12/19/76 vs. Oakland 12/24/77
- at Cleveland 1/9/88
- at New York Jets 1/4/03 vs. San Diego 1/13/08



Mike Curtis holds the team record for the longest fumble return for a touchdown when he recorded a 60-yard return in 1968 against the Minnesota Vikings.

MOST DEFENSIVE TOUCHDOWNS

- Colts: 1 vs. New York Giants 12/28/58
- at Green Bay 12/26/65 vs. Minnesota 12/22/68 vs. Oakland 12/24/77
- at Pittsburgh 12/29/96 vs. Chicago 2/4/07*

- Opp: 1 vs. Miami 1/2/72 vs. Pittsburgh 12/27/75
- at Cleveland 1/9/88 vs. New England 1/21/07 vs. New Orleans 2/7/10*

MOST PATS/ATTEMPTS

- Colts: 7/7 vs. Denver 1/9/05
- 5/5 at San Diego 12/31/95 vs. Denver 1/4/04
- at Kansas City 1/11/04
- Opp: 5/5 at Cleveland 1/9/88
- at New York Jets 1/4/03
- 4/5 vs. Pittsburgh 12/19/76
- 4/4 (7 times) Last: vs. San Diego 1/13/08

MOST FIELD GOALS

- Colts: 5 at Baltimore 1/13/07
- 3 (8 times) Last: vs. New York Jets 1/8/11
- Opp: 5 at New England 1/18/04
- 4 vs. Tennessee 1/16/00
- 3 vs. New York Giants 12/27/59 vs. New York Jets 1/12/69*
- vs. New Orleans 2/7/10*

MOST FIELD GOAL ATTEMPTS

- Colts: 5 at Baltimore 1/13/07
- 4 (4 times) Last: vs. Chicago 2/4/07*
- Opp: 5 at New England 1/18/04
- 4 vs. Tennessee 1/16/00
- 3 (8 times) Last: vs. New Orleans 2/7/10*

FIRST DOWNS

MOST

- Colts: 32 vs. New England 1/21/07
- 29 vs. San Diego 1/13/08
- 28 vs. Kansas City 1/6/07
- 27 (4 times) Last: vs. New York Jets 1/24/10
- Opp: 29 vs. Pittsburgh 12/19/76
- 28 vs. Oakland 12/24/77
- 27 at San Diego 12/31/95
- 26 at Miami 12/30/00
- at New York Jets 1/4/03
- at San Diego 1/3/09

FEWEST

- Colts: 8 at Pittsburgh 12/29/96
- 9 at Green Bay 12/26/65
- 10 at Pittsburgh 12/19/76
- at New York Jets 1/4/03
- 11 at Cleveland 12/27/64
- Opp: 7 vs. Cincinnati 12/26/70 vs. Kansas City 1/6/07
- 10 at New York Giants 12/28/58 vs. Dallas 1/17/71*
- 11 at Cleveland 12/26/71 vs. Chicago 2/4/07*

MOST BOTH TEAMS

- 51 at Kansas City 1/11/04 (Colts 27, Chiefs 24)
- 50 vs. Oakland 12/24/77 (Raiders 28, Colts 22)
- 49 vs. New England 1/21/07 (Colts 32, Patriots 17)
- vs. San Diego 1/13/08 (Colts 29, Chargers 20)
- 48 at Cleveland 1/9/88 (Browns 25, Colts 23)

FEWEST BOTH TEAMS

- 23 vs. Cincinnati 12/26/70 (Colts 16, Bengals 7)
- 24 vs. Dallas 1/17/71* (Colts 14, Cowboys 10)
- 26 at Pittsburgh 12/27/75 (Steelers 16, Colts 10)
- 27 at Cleveland 12/26/71 (Colts 16, Browns 11)
- 28 at Baltimore 1/13/07 (Colts 15, Ravens 13)

MOST RUSHING

- Colts: 13 at Cleveland 12/29/68 vs. Kansas City 1/6/07
- 12 vs. Cincinnati 12/26/70 vs. Chicago 2/4/07*
- 10 vs. Oakland 12/24/77
- at San Diego 12/31/95
- at Kansas City 1/11/04
- Opp: 16 at Pittsburgh 12/29/96
- at Miami 12/30/00
- 13 at Pittsburgh 12/27/75
- at New York Jets 1/4/03
- 12 vs. Pittsburgh 12/19/76

FEWEST RUSHING

- Colts: 0 at Pittsburgh 12/29/96
- at New England 1/16/05
- 2 vs. Minnesota 12/22/68
- at New York Jets 1/4/03
- 3 vs. New York Giants 12/27/59 vs. Tennessee 1/16/00 vs. Baltimore 1/16/10
- Opp: 2 at Cleveland 12/29/68 vs. Cincinnati 12/26/70 vs. Kansas City 1/6/07 vs. Baltimore 1/16/10
- 3 at New York Giants 12/28/58 vs. Chicago 2/4/07*
- vs. New Orleans 2/7/10*

MOST PASSING

- Colts: 21 vs. San Diego 1/13/08
- 20 vs. New England 1/21/07
- 19 vs. New York Jets 1/24/10
- 18 vs. Denver 1/9/05
- 17 at New York Giants 12/28/58 vs. Denver 1/4/04
- at Kansas City 1/11/04
- at New England 1/16/05
- Opp: 20 at San Diego 12/31/95
- 17 vs. Minnesota 12/22/68 vs. Oakland 12/24/77
- 16 vs. New Orleans 2/7/10*
- 15 vs. Pittsburgh 12/19/76
- at New England 1/18/0

FEWEST PASSING

- Colts: 2 at Green Bay 12/26/65
- 4 at Cleveland 12/27/64 vs. Cincinnati 12/26/70
- at Pittsburgh 12/27/75
- 6 vs. Dallas 1/17/71*
- Opp: 3 at Pittsburgh 12/27/75
- 4 at Miami 1/2/72
- 5 (5 times) Last: vs. Kansas City 1/6/07

MOST BY PENALTY

- Colts: 4 vs. Dallas 1/17/71*
- vs. Pittsburgh 12/19/76 vs. Oakland 12/24/77 vs. San Diego 1/13/08
- 3 (5 times) Last: vs. New York Jets 1/24/10

ADMINISTRATION
COACHING STAFF
FOOTBALL OPERATIONS
FOOTBALL STAFF
PLAYERS
2011 SEASON IN REVIEW
COLTS HISTORY
RECORDS
COLTS IN THE COMMUNITY



ADMINISTRATION
COACHING STAFF
FOOTBALL OPERATIONS
FOOTBALL STAFF
PLAYERS
2011 SEASON IN REVIEW
COLTS HISTORY
RECORDS
COLTS IN THE COMMUNITY

Opp: 3 at Cleveland 12/27/64
at Green Bay 12/26/65
vs. Oakland 12/24/77
at Pittsburgh 1/14/96
vs. Pittsburgh 1/15/06
at San Diego 1/3/09
2 (6 times) Last: vs. San Diego 1/13/08

NET YARDS

MOST NET YARDS

Colts: 530 vs. Denver 1/9/05
479 vs. Denver 1/4/04
461 vs. New York Jets 1/24/10
455 vs. New England 1/21/07
452 at New York Giants 12/28/58
Opp: 526 vs. Pittsburgh 12/19/76
491 vs. Oakland 12/24/77
434 at Miami 12/30/00
429 at San Diego 12/31/95
411 vs. San Diego 1/13/08

FEWEST NET YARDS

Colts: 146 at Pittsburgh 12/29/96
154 at Pittsburgh 12/27/75
170 vs. Pittsburgh 12/19/76
175 at Green Bay 12/26/65
176 at New York Jets 1/4/03
Opp: 126 vs. Kansas City 1/6/07
139 vs. Cincinnati 12/26/70
165 at Cleveland 12/26/71

RUSHING

MOST YARDS

Colts: 191 vs. Chicago 2/4/07*
188 vs. Kansas City 1/6/07
187 vs. Oakland 12/24/77
184 at Cleveland 12/29/68
178 at San Diego 12/31/95
Opp: 258 at Miami 12/30/00
231 at Pittsburgh 12/29/96
225 vs. Pittsburgh 12/19/76
211 at Pittsburgh 12/27/75
210 at New England 1/16/05

FEWEST YARDS

Colts: 41 at Pittsburgh 12/29/96
42 vs. Baltimore 1/16/10
44 vs. San Diego 1/13/08
46 at New England 1/16/05
50 vs. Minnesota 12/22/68
Opp: 44 vs. Kansas City 1/6/07*
51 vs. New Orleans 2/7/10*
56 at Cleveland 12/29/68
63 vs. Cincinnati 12/26/70
69 at Cleveland 12/26/71

MOST ATTEMPTS

Colts: 50 vs. Oakland 12/24/77
47 at Green Bay 12/26/65
vs. Cincinnati 12/26/70
43 at Cleveland 12/26/71
42 vs. Chicago 2/4/07*
Opp: 51 at Pittsburgh 12/29/96
48 at Miami 12/30/00
47 vs. Oakland 12/24/77
43 vs. New York Jets 1/12/69*
at Pittsburgh 12/27/75

FEWEST ATTEMPTS

Colts: 14 at New York Jets 1/4/03
vs. Pittsburgh 1/15/06
15 at Pittsburgh 12/29/96
at New England 1/16/05
18 vs. San Diego 1/13/08
19 vs. New Orleans 2/7/10*

Opp: 17 vs. Kansas City 1/6/07
18 vs. New Orleans 2/7/10*
19 vs. Chicago 2/4/07*
vs. Baltimore 1/16/10
20 at Baltimore 1/13/07

MOST ATTEMPTS BOTH TEAMS

97 vs. Oakland 12/24/77 (Colts 50, Raiders 47)
86 at Green Bay 12/26/65 (Colts 47, Packers 39)
84 at Pittsburgh 12/27/75 (Steelers 43, Colts 41)
71 at Miami 12/30/00 (Dolphins 48, Colts 23)

FEWEST ATTEMPTS BOTH TEAMS

37 vs. New Orleans 2/7/10* (Colts 19, Saints 18)
44 vs. Baltimore 1/16/10 (Colts 25, Ravens 19)
45 vs. Denver 1/9/05 (Colts 24, Broncos 21)
47 at Pittsburgh 1/14/96 (Steelers 24, Colts 23)
48 vs. San Diego 1/13/08 (Chargers 30, Colts 18)

TOTAL PLAYS

MOST PLAYS

Colts: 83 at New York Giants 12/28/58
82 vs. Oakland 12/24/77
81 vs. Chicago 2/4/07*
80 vs. Kansas City 1/6/07
vs. New England 1/21/07
Opp: 89 vs. Oakland 12/24/77
84 at Miami 12/30/00
81 at Green Bay 12/26/65
80 at San Diego 12/31/95
75 vs. Minnesota 12/22/68

FEWEST PLAYS

Colts: 46 at New York Jets 1/4/03
47 at Cleveland 12/27/64
52 at Pittsburgh 12/29/96
53 vs. Minnesota 12/22/68
vs. Pittsburgh 12/29/76
Opp: 45 at Miami 1/2/72
vs. Kansas City 1/6/07
46 vs. Cincinnati 12/26/70
48 vs. Chicago 2/4/07*
51 at Baltimore 1/13/07

MOST PLAYS BOTH TEAMS

171 vs. Oakland 12/24/77 (Raiders 89, Colts 82)
145 at New England 1/18/04 (Colts 76, Patriots 69)
141 at Green Bay 12/26/65 (Packers 81, Colts 60)
139 at Miami 12/30/00 (Dolphins 84, Colts 55)
vs. New England 1/21/07 (Colts 80, Patriots 59)
at San Diego 1/3/09 (Chargers 74, Colts 65)

FEWEST PLAYS BOTH TEAMS

107 at Cleveland 12/27/64 (Browns 60, Colts 47)
112 vs. Cincinnati 12/26/70 (Colts 66, Bengals 46)
vs. Denver 1/4/04 (Broncos 58, Colts 54)
113 at Miami 1/2/72 (Colts 68, Dolphins 45)
115 vs. Dallas 1/17/71* (Cowboys 59, Colts 56)
115 at New York Jets 1/4/03 (Jets 69, Colts 46)

PASSING

MOST YARDS

Colts: 458 vs. Denver 1/9/05
402 vs. San Diego 1/13/08
394 vs. Denver 1/4/04
377 vs. New York Jets 1/24/10
349 at New York Giants 12/28/58
vs. New England 1/21/07
Opp: 345 vs. Oakland 12/24/77
312 vs. San Diego 1/13/08
308 vs. Pittsburgh 12/19/76
302 vs. New York Jets 1/24/10
288 vs. New Orleans 2/7/10*

FEWEST YARDS

Colts: 40 at Green Bay 12/26/65
95 at Cleveland 12/27/64
100 at Pittsburgh 12/27/75
112 at Kansas City 1/7/96
137 at New York Jets 1/4/03
Opp: 93 vs. Cincinnati 12/26/70
103 at Pittsburgh 12/27/75
107 vs. Kansas City 1/6/07
112 vs. Tennessee 1/16/00

MOST YARDS BOTH TEAMS

742 vs. Denver 1/9/05 (Colts 458, Broncos 284)
714 vs. San Diego 1/13/08 (Colts 402, Chargers 312)
679 vs. New York Jets 1/24/10 (Colts 377, Jets 302)
621 vs. New Orleans 2/7/10* (Colts 333, Saints 288)
581 vs. New England 1/21/07 (Colts 349, Patriots 232)

FEWEST YARDS BOTH TEAMS

203 at Pittsburgh 12/27/75 (Steelers 103, Colts 100)
238 vs. Cincinnati 12/26/70 (Colts 145, Bengals 93)
264 at Kansas City 1/7/96 (Chiefs 152, Colts 112)
274 at Cleveland 12/26/71 (Colts 143, Browns 131)

MOST ATTEMPTS

Colts: 48 vs. San Diego 1/13/08
47 at New England 1/18/04
vs. New England 1/21/07
45 vs. New Orleans 2/7/10*
44 vs. Baltimore 1/16/10
Opp: 47 at San Diego 12/31/95
44 vs. Minnesota 12/22/68
41 at Green Bay 12/26/65
at Pittsburgh 1/14/96
40 vs. Oakland 12/24/77

FEWEST ATTEMPTS

Colts: 12 at Green Bay 12/26/65
17 vs. Cincinnati 12/26/70
20 at Cleveland 12/27/64
21 at Cleveland 12/26/71
Opp: 8 at Miami 1/2/72
13 at Pittsburgh 12/27/75
18 at New York Giants 12/28/58
at Cleveland 12/27/64
21 vs. Oakland 1/3/71



MOST ATTEMPTS BOTH TEAMS

- 84 at New England 1/18/04 (Colts 47, Patriots 37)
- vs. New Orleans 2/7/10* (Colts 45, Saints 39)
- 81 vs. New England 1/21/07 (Colts 47, Patriots 34)
- 79 vs. Baltimore 1/16/10 (Colts 44, Ravens 35)
- 78 at San Diego 1/3/09 (Colts 42, Chargers 36)

FEWEST ATTEMPTS BOTH TEAMS

- 35 at Pittsburgh 12/27/75 (Colts 22, Steelers 13)
- 38 at Cleveland 12/27/64 (Colts 20, Browns 18)
- vs. Cincinnati 12/26/70 (Bengals 21, Colts 17)
- 44 at Miami 1/2/72 (Colts 36, Dolphins 8)
- 48 (2 times) Last: at Cleveland 12/26/71 (Browns 27, Colts 21)

FEWEST COMPLETIONS BOTH TEAMS

- 14 vs. Cincinnati 12/26/70 (Bengals 8, Colts 6)
- 16 at Pittsburgh 12/27/75 (Colts 8, Steelers 8)
- 22 vs. Dallas 1/9/66# (Cowboys 15, Colts 7)
- 23 at Cleveland 12/27/64 (Colts 12, Browns 11)
- vs. Dallas 1/17/71* (Cowboys 12, Colts 11)

MOST TOUCHDOWNS

- Colts: 5 vs. Denver 1/4/04
- 4 vs. Denver 1/9/05
- 3 at Kansas City 1/11/04
- vs. San Diego 1/13/08
- vs. New York Jets 1/24/10
- Opp: 3 (5 times) Last: vs. San Diego 1/13/08

MOST TIMES THROWN ATTEMPTING TO PASS

- Colts: 6/50 vs. Oakland 12/24/77
- 5/45 vs. Pittsburgh 12/19/76
- 5/43 vs. Pittsburgh 1/15/06
- 5/28 at Pittsburgh 12/27/75
- 4/35 at New York Giants 12/28/58
- vs. Minnesota 12/22/68
- 48 at Pittsburgh 12/29/96
- Opp: 5/48 vs. Oakland 1/3/71
- 5/35 at Cleveland 12/26/71
- 4/34 at Cleveland 12/29/68
- 4/27 at San Diego 1/3/09
- 4/25 vs. Kansas City 1/6/07
- 3 (8 times) Last: at New England 1/16/05

MOST YARDS LOST ATTEMPTING TO PASS

- Colts: 57 vs. New York Giants 12/28/58
- 50 vs. Oakland 12/24/77
- 45 vs. Pittsburgh 12/19/76
- 43 vs. Pittsburgh 1/15/06
- Opp: 48 vs. Oakland 1/3/71
- 45 vs. New York Giants 12/27/59
- 35 at Cleveland 12/26/71
- 34 at Cleveland 12/29/68

MOST INTERCEPTIONS

- Colts: 4 vs. New York Jets 1/12/69*
- at New England 1/18/04
- 3 vs. Dallas 1/17/71*
- at Miami 1/2/72
- vs. Kansas City 1/6/07
- Opp: 4 at San Diego 12/31/95
- 3 (6 times) Last: at Mia. 12/30/00

MOST

- Colts: 13 vs. Oakland 12/24/77
- 9 at Pittsburgh 12/27/75
- 8 at Green Bay 12/26/65
- 8 at Pittsburgh 12/29/96
- 6 (10 times) Last: vs. Baltimore 1/16/10
- Opp: 9 vs. Dallas 1/17/71*
- 8 vs. Cincinnati 12/26/70
- vs. Oakland 12/24/77
- 6 (6 times) Last: at San Diego 1/3/09

FEWEST

- Colts: 0 vs. Denver 1/4/04
- at Kansas City 1/11/04
- 1 at New England 1/18/04
- vs. San Diego 1/13/08
- Opp: 0 at Kansas City 1/11/04
- 1 vs. Pittsburgh 12/19/76
- at Cleveland 1/9/88
- 2 (6 times) Last: vs. New Orleans 2/7/10*

MOST YARDS

- Colts: 438 vs. Oakland 12/24/77
- 361 at Pittsburgh 12/27/75
- 340 vs. Tennessee 1/16/00
- 339 at Pittsburgh 12/29/96
- 330 at Green Bay 12/26/65
- Opp: 377 vs. Dallas 1/17/71*
- 374 vs. Oakland 12/24/77
- 316 at San Diego 1/3/09
- 314 vs. Kansas City 1/6/07
- 313 vs. Cincinnati 12/26/70

HIGHEST AVERAGE

- Colts: 52.8 vs. New England 1/21/07
- 50.8 at New York Giants 12/28/58
- 50.0 at Pittsburgh 1/14/96
- 49.0 vs. San Diego 1/13/08
- 48.6 vs. Tennessee 1/16/00
- Opp: 59.0 vs. San Diego 1/13/08
- 52.7 at 1/3/09
- 52.3 vs. Kansas City 1/6/07
- 52.0 vs. Tennessee 1/16/00
- 51.4 vs. New England 1/21/07

PENALTIES

MOST

- Colts: 9 vs. Pittsburgh 1/15/06
- at San Diego 1/3/09
- 8 vs. Oakland 12/24/77
- 7 vs. Pittsburgh 12/19/76
- at Cleveland 1/9/88
- vs. Tennessee 1/16/00
- Opp: 12 vs. Pittsburgh 12/19/76
- 10 vs. Dallas 1/17/71*
- vs. San Diego 1/13/08
- 9 vs. Tennessee 1/16/00
- 8 vs. New England 1/21/07

FEWEST

- Colts: 1 at Miami 12/30/00
- at Kansas City 1/11/04
- vs. New York Jets 1/24/10
- 2 vs. Oakland 1/3/71
- at Miami 1/2/72
- at New York Jets 1/4/03
- vs. New York Jets 1/8/11
- 3 (7 times) Last: at Baltimore 1/13/07



The Colts generated a team record 530 net yards against the Denver Broncos in a 2005 AFC Wild Card game. Edgerin James posted two of the Colts' three rushing touchdowns.

MOST COMPLETIONS

- Colts: 33 vs. San Diego 1/13/08
- 31 vs. Kansas City 1/6/07
- vs. New Orleans 2/7/10*
- 30 vs. Baltimore 1/16/10
- 27 vs. Denver 1/9/05
- at New England 1/16/05
- vs. New England 1/21/07
- Opp: 32 vs. New Orleans 2/7/10*
- 26 vs. Minnesota 12/22/68
- 25 at Pittsburgh 1/14/96
- 24 vs. Denver 1/9/05

FEWEST COMPLETIONS

- Colts: 5 at Green Bay 12/26/65
- 6 vs. Cincinnati 12/26/70
- 8 at Pittsburgh 12/27/75
- 11 (4 times) Last: vs. Pittsburgh 12/19/76
- Opp: 4 at Miami 1/2/72
- 8 vs. Cincinnati 12/26/70
- at Pittsburgh 12/27/75
- 11 at Cleveland 12/27/64

MOST COMPLETIONS BOTH TEAMS

- 63 vs. New Orleans 2/7/10* (Saints 32, Colts 31)
- 51 vs. Denver 1/9/05 (Colts 27, Broncos 24)
- 50 vs. San Diego 1/13/08 (Colts 33, Chargers 17)
- vs. Baltimore 1/16/10 (Colts 30, Ravens 20)
- 49 vs. Denver 1/4/04 (Colts 26, Broncos 23)



Reggie Wayne set the team record for single-game receiving yardage (221) in 2005.

ADMINISTRATION

COACHING STAFF

FOOTBALL OPERATIONS

FOOTBALL STAFF

PLAYERS

2011 SEASON IN REVIEW

COLTS HISTORY

RECORDS

COLTS IN THE COMMUNITY



ADMINISTRATION
COACHING STAFF
FOOTBALL OPERATIONS
FOOTBALL STAFF
PLAYERS
2011 SEASON IN REVIEW
COLTS HISTORY
RECORDS
COLTS IN THE COMMUNITY

Opp: 1 vs. Cincinnati 12/26/70
at Miami 1/2/72
2 (4 times) Last: vs. Kansas City 1/6/07
3 (9 times) Last: vs. New York Jets 1/8/11

MOST BOTH TEAMS
19 vs. Pittsburgh 12/19/76 (Steelers 12, Colts 7)
16 vs. Tennessee 1/16/00 (Titans 9, Colts 7)
15 vs. Oakland 12/24/77 (Colts 8, Raiders 7)
vs. San Diego 1/13/08 (Chargers 10, Colts 5)
14 vs. Dallas 1/17/71* (Cowboys 10, Colts 4)

FEWEST BOTH TEAMS
3 at Miami 1/2/72 (Colts 2, Dolphins 1)
4 vs. Oakland 1/3/71 (Colts 2, Raiders 2)
5 (5 times) Last: vs. New York Jets 1/8/11 (Jets 3, Colts 2)

MOST YARDS
Colts: 82 vs. Oakland 12/24/77
75 at Cleveland 1/9/88
74 at San Diego 1/3/09
67 vs. Pittsburgh 1/15/06
63 vs. Cincinnati 12/26/70
Opp: 133 vs. Dallas 1/17/71*
88 vs. Pittsburgh 12/19/76
79 vs. San Diego 1/13/08
78 vs. Tennessee 1/16/00
65 vs. Oakland 12/24/77

FEWEST YARDS
Colts: 5 at Kansas City 1/11/04
vs. New York Jets 1/24/10
10 vs. Oakland 1/3/71
at Miami 12/30/00
at New York Jets 1/4/03
vs. New York Jets 1/8/11
15 at New York Giants 12/28/58
at Cleveland 12/29/68
Opp: 5 vs. Cincinnati 12/26/70
8 vs. Pittsburgh 1/15/06
12 at Miami 1/2/72
13 vs. Kansas City 1/6/07
15 at New England 1/18/04
vs. New York Jets 1/8/11



Hunter Smith holds the team record for single-game postseason punting average with a 52.8 mark against New England on January 21, 2007.

MOST YARDS BOTH TEAMS
164 vs. Dallas 1/17/71* (Cowboys 133, Colts 31)
147 vs. Pittsburgh 12/19/76 (Steelers 88, Colts 59)
vs. Oakland 12/24/77 (Colts 82, Raiders 65)
138 vs. Tennessee 1/16/00 (Titans 78, Colts 60)
133 vs. San Diego 1/13/08 (Chargers 79, Colts 54)
114 at San Diego 1/3/09 (Colts 74, Chargers 40)

FEWEST YARDS BOTH TEAMS
25 vs. New York Jets 1/8/11 (Jets 15, Colts 10)
30 vs. Oakland 1/3/71 (Raiders 20, Colts 10)
32 at Miami 1/2/72 (Colts 20, Dolphins 12)
35 at Kansas City 1/11/04 (Chiefs 30, Colts 5)
at New England 1/18/04 (Colts 20, Patriots 15)

FUMBLES

MOST FUMBLES
Colts: 5 vs. Dallas 1/17/71* (5/4)
4 at Kansas City 1/7/96 (4/0)
3 vs. Denver 1/4/04 (3/1)
at New England 1/16/05 (3/2)
at Baltimore 1/13/07 (3/0)
Opp: 6 at New York Giants 12/28/58 (6/4)
at Cleveland 12/26/71 (6/2)
4 vs. Oakland 12/24/77 (4/2)
vs. Chicago 2/4/07* (4/3)
3 at Green Bay 12/26/65 (3/2)
at Pittsburgh 12/27/75 (3/2)
vs. Baltimore 1/16/10 (3/2)

MOST FUMBLES LOST
Colts: 4 vs. Dallas 1/17/71* (5/4)
2 (5 times) Last: vs. Chicago 2/4/07* (2/2)
Opp: 4 at New York Giants 12/28/58 (6/4)
3 vs. Chicago 2/4/07* (4/3)
2 (7 times) Last: vs. Baltimore 1/16/10 (3/2)

FEWEST FUMBLES
Colts: 0 (10 times) Last: vs. New York Jets 1/8/11
1 (14 times) Last: vs. San Diego 1/13/08
Opp: 0 (8 times) Last: vs. New Orleans 2/7/10*
1 (17 times) Last: vs. New York Jets 1/8/11

FEWEST FUMBLES LOST
Colts: 0 (23 times) Last: vs. New York Jets 1/8/11
1 (12 times) Last: vs. New York Jets 1/24/10
Opp: 0 (17 times) Last: vs. New York Jets 1/8/11
1 (15 times) Last: at San Diego 1/3/09

MOST FUMBLES BOTH TEAMS
8 at New York Giants 12/28/58 (Giants 6, Colts 2)
at Cleveland 12/26/71 (Browns 6, Colts 2)
6 vs. Dallas 1/17/71* (Colts 5, Cowboys 1)
vs. Chicago 2/4/07* (Bears 4, Colts 2)
5 (3 times) Last: at Baltimore 1/13/07

FEWEST FUMBLES BOTH TEAMS
0 at Miami 12/30/00
vs. New Orleans 2/7/10*
1 (9 times) Last: vs. New York Jets 1/8/11 (Jets 1)
2 (9 times) Last: vs. New York Jets 1/24/10 (Colts 2)

MOST FUMBLES LOST BOTH TEAMS
6 at New York Giants 12/28/58 (Giants 4, Colts 2)
5 vs. Dallas 1/17/71* (Colts 4, Cowboys 1)
vs. Chicago 2/4/07* (Bears 3, Colts 2)
4 at Cleveland 12/26/71 (Colts 2, Browns 2)
3 (3 times) Last: at Pittsburgh 12/27/75 (Steelers 2, Colts 1)

FEWEST FUMBLES LOST BOTH TEAMS
0 (12 times) Last: vs. New York Jets 1/8/11
1 (11 times) Last: vs. New York Jets 1/24/10 (Colts 1)





RECORDS

100-YARD RUSHING GAMES (176)

Date	Player	No-Yds	Date	Player	No-Yds	Date	Player	No-Yds
10/15/00	James at Sea.	38-219	10/17/10	Addai at Was.	17-128	11/7/77	Mitchell vs. Was.	29-111
11/21/04	James at Chi.	23-204	9/13/98	Faulk at NE	29-127	10/17/99	James at NYJ	26-111
9/19/71	Bulaich vs. NYJ	22-198	11/16/03	James vs. NYJ	36-127	12/11/00	James vs. Buf.	27-111
2/27/87	Dickerson vs. TB	33-196	11/8/64	Lorick at Chi.	14-126	9/23/01	James vs. Buf.	23-111
9/25/55	Ameche vs. Chi.	15-194	10/29/78	Washington at Mia.	20-126	9/25/66	Lorick vs. SF	18-110
11/29/98	Faulk at Balt.	17-192	10/27/85	McMillan vs. GB	24-126	11/19/67	Matte vs. Det.	17-110
10/28/56	Moore vs. GB	13-185	12/23/01	Rhodes vs. NYJ	17-126	12/18/83	Dickey vs. Hou.	23-110
11/30/75	Mitchell vs. KC	26-178	12/14/03	James vs. Atl.	20-126	12/30/80	Dickerson at Mia.	20-110
10/1/95	Faulk vs. St.L Rams	19-177	9/25/88	Dickerson vs. Mia.	30-125	10/30/94	Faulk vs. NYJ	24-110
12/16/01	Rhodes vs. Atl.	29-177	1/11/04*	James at KC	26-125	11/9/97	Faulk vs. Cin.	18-110
9/22/85	Wonsley vs. Det.	27-170	9/3/00	James at KC	28-124	9/30/73	McCauley vs. NO	20-109
12/28/03	James at Hou.	27-171	10/22/00	James vs. NE	20-124	10/30/83	McMillan at Phil.	19-109
11/26/06	Addai vs. Phil.	24-171	9/19/04	James at Ten.	21-124	9/4/88	Dickerson vs. Hou.	24-109
10/23/88	Dickerson at SD	30-169	11/28/05	James vs. Pitt.	29-124	11/17/99	James vs. KC	20-109
12/4/88	Dickerson at Mia.	31-169	12/4/83	Dickey vs. NYJ	18-123	11/1/56	Ameche at Cle.	18-108
12/18/88	Dickerson vs. Buf.	36-166	11/8/04	James vs. Minn.	26-123	10/17/71	Bulaich at NYG	15-108
12/21/86	Bentley at Raid.	25-162	11/13/54	Taseff vs. GB@M	15-122	12/15/85	McMillan at TB	13-108
11/25/56	Ameche vs. LA Rams	20-162	11/26/61	Moore at Was.	6-122	11/14/99	James at NYG	16-108
12/18/11	Brown vs. Titans	16-161	11/13/05	James vs. Hou.	26-122	11/23/03	James at Buf.	28-108
10/11/87	Banks vs. NYJ	25-159	1/6/07*	Addai vs. KC	25-122	9/25/05	James vs. Cle.	27-108
10/31/88	Dickerson vs. Den.	21-159	9/16/84	Dickey vs. St.L Cards.	23-121	10/12/75	Mitchell vs. Buf.	19-107
10/20/74	Mitchell at NYJ	40-156	10/7/07	Keith vs. T.B.	28-121	12/17/89	Dickerson vs. Mia.	21-107
11/15/87	Dickerson at Mia.	30-154	11/11/56	Moore at Cle.	11-120	12/30/00*	James at Mia.	21-107
10/1/55	Ameche vs. Det.	21-153	11/22/59	Ameche vs. SF	25-120	12/4/05	James vs. Ten.	28-107
11/21/99	James at Phil.	22-152	12/15/63	Matte vs. LA Rams	13-120	9/17/61	Perry vs. LA Rams	18-106
10/22/89	Dickerson at Cin.	31-152	9/14/03	James vs. Ten.	30-120	11/23/75	Mitchell at Mia.	26-106
11/17/74	Mitchell at Atl.	33-151	12/7/75	Mitchell at NYG	23-119	9/19/76	Mitchell vs. Cin.	27-106
12/31/95*	Crockett at SD	13-147	10/16/60	Moore vs. LA Rams	9-118	11/4/79	Washington vs. Cin.	22-106
9/6/81	McMillan at NE	16-146	10/2/88	Dickerson at NE	29-118	9/10/89	Dickerson vs. SF	19-106
11/1/87	Bentley at NYJ	29-145	9/19/99	James at NE	32-118	11/17/02	James vs. Dal.	24-106
11/25/90	Dickerson at Cin.	22-143	11/26/00	James vs. Mia.	26-118	11/5/61	Perry vs. GB	21-105
9/4/94	Faulk at Hou.	23-143	9/6/07	Addai vs. N.O.	23-118	11/25/04	James at Det.	23-105
10/21/01	James vs. NE	30-143	11/7/53	Huzvar at Det.	19-117	12/5/04	James vs. Ten.	18-105
10/17/05	James vs. St.L Rams	23-143	10/29/55	Ameche vs. GB	22-117	10/9/05	James at SF	21-105
11/16/58	Ameche at Chi.	26-142	11/2/69	Matte vs. Was.	21-117	11/16/08	Addai vs. Hou.	22-105
10/22/73	Mitchell vs. NE	34-142	11/22/87	Dickerson at NE	27-117	12/9/73	Mitchell vs. Mia.	35-104
10/9/77	Mitchell vs. Mia.	17-142	9/19/88	Dickerson at Cle.	22-117	9/11/94	Faulk at TB	18-104
9/9/04	James at NE	30-142	12/16/90	Dickerson at NYJ	28-117	11/25/01	Rhodes vs. SF	27-104
1/6/02	Rhodes vs. Den.	31-141	12/1/91	Dickerson vs. Cle.	16-117	10/26/03	James vs. Hou.	23-104
10/29/00	James vs. Det.	31-139	10/31/99	James vs. Dal.	27-117	12/12/04	James at Hou.	28-104
10/23/05	James at Hou.	21-139	1/12/69*	Matte vs. NYJ	11-116	11/7/05	James at Hou.	34-104
11/8/87	Dickerson vs. SD	35-138	12/26/70*	Bulaich vs. Cin.	25-116	10/18/98	Faulk at SF	17-103
9/15/02	James vs. Mia.	30-138	9/17/89	Dickerson at LA Rams	21-116	12/26/99	James at Cle.	28-103
12/10/89	Dickerson vs. Cle.	26-137	11/16/97	Faulk vs. GB	17-116	11/23/80	Dickey at NE	16-102
11/22/53	Taliaferro vs. LA Rams	16-136	10/14/01	James vs. Oak.	26-116	12/21/97	Faulk at Minn.	23-102
10/19/58	Moore at Det.	12-136	9/26/76	Mitchell at Dal.	27-115	10/25/01	James at KC	27-102
11/1/76	Mitchell vs. Hou.	28-136	9/20/81	Dickey at Den.	12-115	12/5/96	Faulk vs. Phil.	16-101
11/29/87	Dickerson vs. Hou.	27-136	12/20/87	Dickerson at SD	23-115	12/12/99	James vs. NE	20-101
10/10/04	James vs. Oak.	32-136	12/13/98	Faulk vs. Cin.	26-115	11/12/61	Perry at Minn.	19-100
9/30/07	Addai vs. Den.	19-136	11/30/58	Moore vs. SF	8-114	10/6/85	Bentley vs. Buf.	17-100
9/9/01	James at NYJ	28-135	9/18/77	Mitchell at Sea.	32-114	12/8/85	Potts vs. Buf.	14-100
9/30/73	Mitchell vs. NO	22-133	9/30/84	McMillan vs. Buf.	16-114	11/4/01	Rhodes at Buf.	24-100
12/9/97	Faulk at NYJ	23-133	11/10/02	Mungro at Phil.	28-114	12/24/06	Addai at Hou.	15-100
11/19/89	Dickerson vs. NYJ	31-131	10/10/93	Potts vs. Dal.	18-113	10/28/07	Addai at Car.	23-100
11/12/00	James vs. NYJ	31-131	2/4/07*	Rhodes vs. Chi.	21-113			
12/6/81	Dickey vs. Dal.	15-130	10/22/72	McCauley at NYJ	26-112			
12/5/99	James at Mia.	23-130	11/9/75	Mitchell at Buf.	27-112			
12/4/94	Faulk at Sea.	27-129	10/6/85	McMillan vs. Buf.	20-112			
12/19/10	Brown vs. Jax.	14-129	9/12/99	James vs. Buf.	26-112			
12/24/00	James vs. Minn.	26-128	12/17/00	James at Mia.	32-112			
9/18/05	James vs. Jax.	27-128	11/4/07	Addai vs. N.E.	26-112			

RECORDS
 COLTS HISTORY
 2011 SEASON IN REVIEW
 PLAYERS
 FOOTBALL STAFF
 FOOTBALL OPERATIONS
 COACHING STAFF
 ADMINISTRATION

LEADERS: Edgerrin James, 51; Eric Dickerson, 24; Lydell Mitchell, 16; Marshall Faulk, 14; Joseph Addai, 9; Alan Ameche, 7; Curtis Dickey, 6; Randy McMillan, 6; Lenny Moore, 6; Dominic Rhodes, 6; Tom Matte, 4; Albert Bentley, 3; Norm Bulaich, 3; Joe Perry, 3; Tony Lorick, 2; Don McCauley, 2; Roosevelt Potts, 2; Joe Washington, 2; Donald Brown, 2; Chuck Banks, 1; Zack Crockett, 1; John Huzvar, 1; Kenton Keith, 1; James Mungro, 1; Carl Taseff, 1; George Taliaferro, 1; George Wonsley, 1.

AGAINST OPPONENT: Jets, 16; Dolphins, 14; Patriots, 13; Bills, 12; Titans, 10; Rams, 8; Bengals, 7; Browns, 7; Lions, 7; 49ers, 7; Texans, 7; Chiefs, 6; Packers, 6; Bears, 5; Cowboys, 5; Eagles, 5; Broncos, 4; Buccaneers, 4; Chargers, 4; Redskins, 4; Vikings, 4; Giants, 3; Seahawks, 3; Falcons, 3; Raiders, 3; Saints, 3; Jaguars, 2; Cardinals, 1; Panthers, 1; Ravens, 1; Steelers, 1.

TWO 100-YARD RUSHERS: Moore (120), Ameche (108) at Cle. 11/11/56; Mitchell (133), McCauley (109) vs. NO 9/30/73; McMillan (112), Bentley (100) vs. Buf. 10/6/85 **Total: 3**



2011 SEASON IN REVIEW
 COLTS HISTORY
 RECORDS
 COMMUNITY
 FOOTBALL STAFF
 FOOTBALL OPERATIONS
 COACHING STAFF
 ADMINISTRATION

300-YARD PASSING GAMES (126)

Date	Player	C-A-YDS-TD-IN	Date	Player	C-A-YDS-TD-IN	Date	Player	C-A-YDS-TD-IN			
10/31/04	472	Manning at KC	25-44-472-5-1	10/3/10	352	Manning at Jax.	33-46-352-2-1	10/19/69	319	Unitas at NO	20-28-319-3-0
1/9/05	*458	Manning vs. Den.	27-33-458-4-1	12/3/06	351	Manning at Ten.	21-28-351-1-2	10/8/95	319	Harbaugh at Mia.	25-33-319-3-0
9/25/00	440	Manning vs. Jax.	23-36-440-4-0	12/28/58	*349	Unitas at NYG	26-40-349-1-1	11/10/02	319	Manning at Phil.	18-23-319-3-0
9/12/10	433	Manning at Hou.	40-57-433-3-0	12/1/07	*349	Manning vs. NE	27-47-349-1-1	12/9/10	319	Manning at Ten.	25-35-319-2-0
12/5/04	425	Manning at Hou.	25-33-425-3-2	12/19/70	348	Morrall vs. NYJ	18-33-348-4-1	12/14/86	318	Hogeboom vs. Buf.	23-33-318-2-0
9/23/01	421	Manning vs. Buf.	23-29-421-4-2	9/22/91	348	George vs. Det.	29-40-348-2-1	10/18/92	318	George vs. SD	27-39-318-2-2
9/26/99	404	Manning at SD	29-54-404-2-1	11/9/03	347	Manning at Jax.	28-45-347-2-2	12/14/08	318	Manning vs. Det.	28-37-318-1-0
1/13/07	*402	Manning vs. SD	22-26-402-3-2	11/1/09	347	Manning vs. SF	31-48-347-0-0	11/8/09	318	Manning at Jax.	38-50-318-1-1
9/17/67	401	Unitas vs. Atl.	23-32-401-2-1	10/29/66	345	Manning at Den.	32-39-345-3-0	10/12/86	315	Trudeau vs. NO	24-44-315-2-1
11/16/03	401	Manning vs. NYJ	27-36-401-1-1	12/8/63	344	Unitas vs. Minn.	17-22-344-3-0	11/18/56	314	Unitas at Det.	17-34-314-0-1
9/17/06	400	Manning vs. Hou.	26-39-400-3-0	11/6/66	342	Unitas vs. Was.	22-31-342-3-2	12/16/61	314	Unitas at SF	19-34-314-3-0
11/1/59	397	Unitas vs. Cle.	23-41-397-4-3	10/22/06	342	Manning vs. Was.	25-35-342-4-0	9/28/03	314	Manning at NO	20-25-314-6-0
11/21/10	396	Manning at NE	38-52-396-4-3	12/18/77	340	Jones vs. NE	19-30-340-3-0	10/31/99	313	Manning vs. Dal.	22-34-313-1-0
9/26/04	393	Manning vs. GB	28-40-393-5-0	11/16/97	340	Justin vs. GB	24-30-340-1-0	12/10/06	313	Manning at Jax.	25-50-313-0-1
10/6/03	386	Manning at TB	34-47-386-2-1	12/17/66	339	Unitas at SF	20-30-339-4-1	10/21/90	312	Trudeau vs. Den.	24-39-312-2-1
12/16/62	385	Unitas vs. Minn.	19-34-385-4-2	12/3/00	339	Manning at NYJ	27-51-339-2-2	9/16/07	312	Manning at Ten.	28-42-312-1-1
12/15/74	385	Jones vs. NYJ	36-63-385-4-4	11/29/92	337	Trudeau vs. Buf.	26-47-337-0-1	12/23/07	311	Manning vs. Hou.	28-35-311-3-0
12/26/04	383	Manning vs. SD	27-44-383-2-1	12/18/05	336	Manning vs. SD	26-45-336-1-2	9/14/08	311	Manning at Minn.	26-42-311-2-2
9/27/09	379	Manning at Ari.	24-35-379-4-1	12/20/98	335	Manning at Sea.	23-39-335-1-1	10/11/81	310	Jones vs. Cin.	22-30-310-1-2
1/4/04	*377	Manning vs. Den.	22-26-377-5-0	10/21/01	335	Manning vs. NE	22-34-335-1-0	11/30/97	310	Harbaugh in NE	22-41-310-2-0
1/24/10	*377	Manning vs. NYJ	26-29-377-2-1	10/8/00	334	Manning at NE	31-54-334-1-1	12/2/01	310	Manning at Bal.	27-48-310-1-1
11/10/63	376	Unitas vs. Det.	17-24-376-2-1	11/10	*333	Manning vs. NO	31-45-333-1-1	1/3/09	*310	Manning at S.D.	25-42-310-2-0
9/24/72	376	Unitas vs. NYJ	26-45-376-2-0	11/15/92	330	George vs. NE	18-35-330-3-0	9/27/98	309	Manning vs. NO	19-32-309-1-3
11/7/93	376	George at Was.	37-59-376-3-1	1/29/94	330	George vs. Buf.	30-48-330-1-0	10/11/09	309	Manning at Ten.	36-44-309-3-1
11/12/67	370	Unitas at Atl.	17-20-370-4-0	9/30/90	329	Trudeau at Phil.	19-40-329-3-1	12/17/09	308	Manning at Jax.	23-30-308-4-1
11/25/01	370	Manning vs. SF	31-51-370-1-1	12/29/92	328	George vs. Ph.	25-41-328-1-1	10/26/60	307	Unitas vs. Chi.	14-27-307-4-0
10/24/04	368	Manning at Jax.	27-39-368-3-0	11/11/07	328	Manning at SD	34-56-328-2-6	9/28/75	307	Jones vs. Raid.	21-43-307-1-1
12/8/62	367	Unitas vs. Was.	25-36-367-4-1	11/3/02	327	Manning vs. Ten.	37-50-327-2-1	10/17/10	307	Manning at Was.	25-38-307-2-0
9/10/00	367	Manning vs. Oak.	33-48-367-3-2	11/15/09	327	Manning vs. Buf.	28-44-327-4-2	11/9/75	306	Jones at Buf.	14-22-306-1-1
12/22/02	365	Manning vs. NYG	30-46-365-3-2	11/5/06	326	Manning at NE	20-36-326-2-1	11/21/65	305	Unitas vs. Phil.	19-32-305-2-1
11/20/05	365	Manning at Cin.	24-40-365-3-1	12/16/01	325	Manning vs. Atl.	23-35-325-3-1	11/25/79	304	Landry vs. Mia.	25-42-304-3-1
12/5/10	365	Manning vs. Dal.	36-48-365-2-4	9/26/10	325	Manning at Den.	27-43-325-3-0	10/21/02	304	Manning at Pit.	32-48-304-1-3
12/18/08	364	Manning at Jax.	29-34-364-3-0	11/15/59	324	Unitas vs. GB@M	31-33-324-3-0	11/1/04	*304	Manning at KC	22-30-304-3-0
11/16/86	359	Trudeau at NYJ	27-57-359-1-1	11/6/60	324	Unitas vs. GB	20-29-324-4-1	9/21/09	*303	Manning at Mia.	14-23-303-2-0
12/4/60	357	Unitas vs. Det.	22-40-357-2-3	10/31/65	324	Unitas at SF	23-34-324-4-0	10/29/61	302	Unitas vs. Chi.	20-36-302-2-2
9/27/81	357	Jones vs. Mia.	20-27-357-3-1	12/11/05	324	Manning at Jax.	24-36-324-2-0	10/6/68	302	Morrall vs. Chi.	14-25-302-4-1
11/29/98	357	Manning at Balt.	27-42-357-3-1	12/15/63	323	Unitas vs. Rams	21-37-323-1-0	9/6/98	302	Manning vs. Mia.	21-37-302-1-3
11/26/60	356	Unitas vs. SF	16-30-356-3-3	11/27/07	322	Jones vs. NYJ	23-36-322-2-1	11/5/00	302	Manning at Cin.	26-39-302-1-1
12/1/63	355	Unitas at Was.	24-37-355-3-1	11/10/75	321	Manning at NE	28-37-321-3-1	9/19/76	301	Jones vs. Cin.	14-31-301-3-2
10/1/67	353	Unitas vs. SF	22-37-353-2-0	11/14/04	320	Manning vs. Hou.	18-27-320-2-2	9/1/91	301	George vs. NE	27-42-301-1-2
12/4/11	353	Orlovsky at NE	30-37-353-2-1	11/16/08	320	Manning vs. Hou.	30-46-320-5-0	9/13/09	301	Manning vs. Jax.	28-38-301-1-1
10/4/09	353	Manning vs. Sea.	31-41-353-2-1	10/10/65	319	Unitas vs. Det.	18-24-319-3-1	10/26/69	300	Unitas vs. SF	19-37-300-2-3

*Post Season Game

LEADERS: Manning, 71; Unitas, 27; Jones, 8; George, 7; Trudeau, 5; Harbaugh, 2; Morrall, 2; Orlovsky, 1; Hogeboom, 1; Justin, 1; Landry, 1

AGAINST OPPONENT: Patriots, 12; Jaguars, 9; 49ers, 8; Jets, 8; Chargers, 7; Lions, 6; Redskins, 6; Texans, 6; Titans, 6; Bills, 5; Broncos, 5; Dolphins, 5; Saints, 5; Bears, 4; Packers, 4; Bengals, 3; Eagles, 3; Falcons, 3; Vikings, 3; Cardinals, 2; Chiefs, 2; Cowboys, 2; Giants, 2; Raiders, 2; Ravens, 2; Seahawks, 2; Browns, 1; Buccaneers, 1; Rams, 1; Steelers, 1; Panthers, 0

100-YARD RECEPTION GAMES (305)

Date	Player	No-Yards	Date	Player	No-Yards	Date	Player	No-Yards
11/10/57	Berry at Was.	12-224	12/11/83	Henry at Den.	8-169	11/29/98	Small at Balt.	9-153
1/9/05	*Wayne vs. Den.	10-221	11/29/59	Berry vs. Rams	7-168	12/5/04	Stokley vs. Ten.	8-153
10/24/76	Carr at NYJ	5-210	9/23/01	Pathon vs. Buf.	9-168	10/21/90	Hester vs. Den.	8-152
11/7/93	Langhorne at Was.	12-203	10/28/07	Wayne at Car.	7-168	1/24/10	*Garcon vs. NYJ	11-151
12/5/10	Wayne vs. Dal.	14-200	10/10/65	Orr vs. Det.	9-167	11/24/68	Richardson vs. Minn.	6-150
9/19/76	Carr vs. Cin.	6-198	11/21/65	Moore vs. Phil.	7-163	10/13/02	Harrison vs. Balt.	12-150
9/26/99	Harrison at SD	13-196	11/15/92	Johnson vs. NE	7-163	12/4/11	Garcon at NE	9-150
9/26/99	Harrison at SD	13-196	9/12/10	Collie at Hou.	11-162	9/28/58	Berry vs. Det.	10-149
10/3/10	Wayne at Jax.	15-196	9/13/09	Wayne vs. Jax.	10-162	11/10/63	Berry vs. Det.	5-148
9/28/70	Hinton vs. KC	11-190	10/4/87	Murray at Buf.	7-161	12/22/68	*Richardson vs. Minn.	6-148
9/18/78	Carr at NE	6-187	9/23/68	Orr at Atl.	5-160	9/25/00	Wilkins vs. Jax.	9-148
10/23/60	Berry at Det.	11-186	11/10/68	Orr at Det.	5-160	11/1/09	Wayne vs. SF	12-147
9/24/67	Richardson at Phil.	11-184	10/1/89	Brooks at NYJ	7-159	12/15/57	Berry at Rams	7-146
9/26/04	Wayne vs. GB	11-184	10/8/00	Harrison at NE	13-159	10/26/69	Orr vs. SF	8-146
9/21/09	Clark at Mia.	7-183	9/28/03	Harrison at NO	6-158	9/13/87	Brooks vs. Cin.	6-146
11/9/58	Moore at NYG	6-181	12/2/07	Wayne vs. Jax.	8-158	9/23/01	Harrison vs. Buf.	7-146
11/26/60	Berry vs. SF	9-181	11/23/58	Moore vs. Rams	8-157	10/31/11	Garcon at TB	2-146
12/8/57	Moore at SF	6-180	10/21/01	Harrison vs. NE	6-157	10/4/64	Orr vs. Rams	5-145
12/28/58	*Berry at NYG	12-178	11/1/59	Berry vs. Cle.	11-156	9/27/81	Butler vs. Mia.	4-145
11/18/86	Brooks at NYJ	9-177	9/8/96	Dilger at NYJ	7-156	10/6/02	Harrison vs. Cin.	9-145
10/6/03	Harrison at TB	11-176	10/24/99	Harrison vs. Cin.	8-156	11/5/06	Harrison at NE	8-145
11/11/01	Harrison vs. Mia.	9-174	10/22/00	Harrison vs. NE	5-156	12/8/63	Mackey vs. Minn.	5-144
12/15/02	Harrison at Cle.	9-172	11/18/56	Berry at Det.	6-155	10/10/93	Dawkins vs. Dal.	8-144
12/3/06	Harrison at Ten.	7-172	10/29/61	Moore vs. Chi.	7-155	9/15/02	Harrison vs. Mia.	11-144
9/26/10	Collie at Den.	12-171	10/21/62	Orr at Chi.	7-155	1/4/04	*Stokley vs. Den.	4-144



100-YARD RECEPTION GAMES (305) CONT...

Date	Player	No-Yds	Date	Player	No-Yds	Date	Player	No-Yds
10/1/61	Moore vs. Minn.	5-143	11/7/05	Wayne at NE	9-124	10/12/58	Moore vs. GB@M	6-108
9/18/66	Mackey at Minn.	6-143	10/3/59	Berry vs. Chi.	8-123	12/17/66	Orr at SF	4-108
12/23/07	Wayne vs. Hou.	10-143	11/8/64	Orr at Chi.	6-123	9/18/80	Carr vs. Pit.	6-108
12/14/08	Clark vs. Det.	12-142	12/17/95	Dawkins vs. SD	6-123	10/31/88	Brooks vs. Den.	3-108
9/10/00	Harrison vs. Oak.	10-141	12/26/04	Stokley vs. SD	7-123	11/19/89	Rison vs. NYJ	5-108
9/21/03	Wayne vs. Jax.	10-141	1/24/10	*Collie vs. NYJ	7-123	11/13/05	Harrison vs. Hou.	7-108
11/16/03	Harrison vs. NYJ	9-141	12/8/62	Berry vs. Was.	11-122	12/18/08	Wayne at Jax.	7-108
10/2/60	Moore vs. Chi.	4-140	12/18/77	Chester vs. NE	4-122	11/22/09	Garcon at Balt.	6-108
11/11/07	Wayne at SD	10-140	12/24/05	Stokley at Sea.	5-122	11/7/10	Tamme at Phil.	11-108
11/26/60	Moore vs. SF	5-139	10/22/06	Wayne vs. Was.	7-122	10/20/57	Mutscheller at Det.	5-107
12/4/60	Moore vs. Det.	4-139	11/27/11	Wayne vs. Car.	5-122	11/15/64	Moore vs. Minn.	3-107
10/16/88	Brooks vs. TB	7-139	11/11/79	Washington at Mia.	10-121	11/24/02	Harrison at Den.	11-107
12/6/64	Orr vs. Det.	5-138	9/12/99	Harrison vs. Buf.	8-121	11/21/10	Wayne at NE	8-107
12/26/99	Harrison at Cle.	14-138	11/10/02	Wayne at Phil.	6-121	9/28/75	Doughty vs. Raid.	5-106
11/17/02	Harrison vs. Dal.	14-138	10/26/80	Carr vs. STL	9-120	10/10/76	Chester vs. Mia.	5-106
10/29/06	Wayne at Den.	10-138	11/30/97	Dawkins at NE	7-120	11/17/91	Brooks vs. Chi.	7-106
11/6/60	Berry vs. GB	10-137	9/16/84	Porter vs. STL	4-120	11/29/92	Arbuckle vs. Buf.	9-106
11/6/60	Moore vs. GB	8-137	12/20/98	Small at Sea.	3-120	12/5/96	Harrison vs. Phil.	6-106
11/10/02	Harrison at Phil.	6-137	11/1/98	Faulk vs. NE	9-119	11/21/04	Wayne at Chi.	6-106
12/11/05	Harrison at Jax.	6-137	10/12/03	Harrison vs. Car.	8-119	12/5/04	Harrison vs. Ten.	4-106
1/21/07	*Clark vs. NE	6-137	9/19/04	Wayne at Ten.	7-119	12/9/10	Wayne at Ten.	4-106
9/14/08	Gonzalez at Minn.	9-137	10/31/04	Harrison at KC	6-119	9/11/11	Wayne at Hou.	7-106
11/12/72	Havrilak at SF	6-136	10/31/04	Wayne at KC	5-119	12/22/11	Wayne vs. Hou.	8-106
11/9/75	Carr at Buf.	2-136	11/8/09	Clark vs. Hou.	14-119	10/31/54	Edwards at Was.	8-105
12/6/09	Garcon vs. Ten.	6-136	10/4/58	Moore vs. Chi.	3-118	12/16/61	Orr at SF	4-105
12/10/89	Rison vs. Cle.	5-135	12/12/99	Harrison vs. N.E.	6-118	11/17/68	Mackey vs. St.L	5-105
12/18/05	Harrison vs. SD	8-135	10/12/08	Wayne vs. Balt.	8-118	9/23/73	Doughty vs. NYJ	5-105
9/17/06	Wayne vs. Hou.	6-135	10/25/59	Berry vs. GB	10-117	10/26/75	M. Johnson at NYJ	3-105
11/12/67	Perkins at Atl.	5-134	12/4/60	Berry vs. Det.	10-117	11/23/86	Brooks at Hou.	7-105
12/7/69	Hinton vs. Det.	5-134	12/19/99	Harrison vs. Was.	9-117	9/22/91	Johnson vs. Det.	9-105
10/15/00	Harrison at Sea.	7-134	12/14/03	Harrison vs. Atl.	7-117	10/18/92	Hester vs. SD	8-105
12/9/07	Gonzalez at Balt.	6-134	11/20/05	Wayne at Cin.	5-117	10/1/94	Dawkins at Buf.	6-105
12/8/62	Orr vs. Was.	6-133	12/1/63	Matte at Was.	5-116	9/19/99	Harrison at NE	7-105
12/7/80	Carr at Cin.	7-133	11/1/59	Moore vs. Cle.	5-115	11/22/07	Gonzalez at Atl.	6-105
1/4/04	*Harrison vs. Den.	7-133	12/5/59	Moore at SF	6-115	12/18/08	Clark at Jax.	8-105
10/30/66	Mackey at Rams	5-132	1/3/71	*Hinton vs. Raid.	5-115	11/13/60	Berry at Chi.	6-104
11/14/04	Stokley vs. Hou.	5-132	9/24/72	Havrilak vs. NYJ	4-115	10/6/68	Mackey vs. Chi.	7-104
12/17/09	Wayne at Jax.	5-132	9/3/00	Harrison at KC	9-115	10/6/68	Orr vs. Chi.	2-104
12/16/62	Berry vs. Minn.	8-131	9/6/07	Wayne vs. NO	7-115	10/27/85	Capers vs. GB	5-104
11/6/66	Berry vs. Was.	10-131	11/30/58	Berry vs. SF	9-114	9/30/90	Bentley at Phil.	3-104
11/6/66	Orr vs. Was.	5-131	9/24/72	Mitchell vs. NYJ	8-114	12/13/92	Cash at NYJ	7-104
10/22/07	Wayne at Jax.	9-131	12/12/76	Carr vs. Buf.	4-114	12/22/02	Wayne vs. NYG	6-104
12/15/63	Berry vs. Rams	7-130	12/13/81	Carr at Was.	4-114	12/14/08	Wayne vs. Det.	7-104
9/2/79	Washington at KC	13-130	11/4/07	Addai vs. NE	5-114	11/8/59	Mutscheller at Was.	4-103
10/29/89	Rison vs. NE	6-129	11/9/08	Wayne at Pit.	6-114	11/22/64	Mackey at Rams	6-103
1/3/09	*Wayne at SD	4-129	10/2/60	Berry vs. Chi.	7-113	12/15/96	Harrison at KC	6-103
12/23/56	Mutscheller vs. Was.	6-128	10/19/69	Orr at NO	5-113	9/25/00	Harrison vs. Jax.	2-103
9/27/98	Faulk vs. NO	6-128	9/29/85	Butler at NYJ	4-113	12/8/02	Wayne at Ten.	5-103
11/15/98	Harrison vs. NYJ	9-128	9/10/06	Harrison at NYG	9-113	1/6/07	*Clark vs. KC	9-103
11/25/01	Harrison vs. SF	8-128	11/25/56	Mutscheller vs. Rams	5-112	10/17/10	Garcon at Was.	4-103
1/6/02	Harrison vs. Den.	9-128	10/15/61	Mutscheller at Chi.	4-112	11/25/65	Mackey at Det.	5-102
12/22/02	Harrison vs. NYG	10-128	11/27/77	McCauley at Den.	11-112	12/15/74	Chester vs. NYJ	8-102
11/7/05	Harrison at NE	9-128	11/14/93	Langhorne vs. NYJ	8-112	11/9/75	Doughty at Buf.	3-102
11/28/05	Harrison vs. Pit.	4-128	10/24/04	Stokley vs. Jax.	7-112	11/20/77	Chester vs. NYJ	5-102
12/8/63	Berry vs. Minn.	8-127	1/9/05	*Clark vs. Den.	6-112	9/6/98	Harrison vs. Mia.	5-102
10/23/94	Faulk vs. Was.	8-127	12/24/06	Harrison at Hou.	8-112	11/22/98	Faulk at Buf.	8-102
12/23/01	Harrison vs. NYJ	12-127	1/8/11	*Garcon vs. NYJ	5-112	11/14/04	Clark vs. Hou.	3-102
11/25/04	Harrison at Det.	12-127	12/1/63	Orr at Was.	7-111	12/28/58	*Moore at NYG	6-101
9/17/06	Harrison vs. Hou.	7-127	10/10/71	Mitchell at Buf.	6-111	10/15/78	Doughty vs. NYJ	7-101
10/11/53	Taliaferro at Chi.	5-126	10/8/89	Brooks vs. Buf.	5-111	11/26/89	Brooks vs. SD	8-101
12/27/59	*Moore vs. NYG	3-126	11/21/99	Wilkins at Phil.	4-111	11/19/95	Dawkins at NE	4-101
9/17/67	Mackey vs. Atl.	8-126	12/26/04	Harrison vs. SD	6-111	12/16/01	Pollard vs. Atl.	5-101
11/17/68	Richardson vs. STL	5-126	11/19/06	Wayne at Dal.	7-111	12/1/02	Harrison vs. Hou.	9-101
11/18/01	Pollard at NO	3-126	11/4/62	Orr at SF	5-110	12/10/06	Harrison at Jax.	6-101
9/27/09	Wayne at Anz.	7-126	10/1/67	Perkins vs. SF	5-110	10/20/57	Moore at Det.	6-100
11/15/09	Wayne vs. NE	10-126	12/18/77	Doughty vs. NE	5-110	11/18/62	Orr at GB	5-100
10/2/54	B. Young vs. NYG	2-125	9/26/93	Hester vs. Cle.	7-110	10/24/65	Orr vs. Rams	5-100
12/12/65	Berry vs. GB	10-125	9/22/02	Harrison at Hou.	8-110	10/31/71	Richardson vs. Pit.	4-100
12/13/70	Jefferson at Buf.	5-125	9/26/04	Stokley vs. GB	8-110	11/10/91	Hester at NYJ	5-100
11/7/76	L. Mitchell at SD	8-125	12/10/06	Wayne at Jax.	8-110	12/14/97	Dilger at NYJ	5-100
10/15/95	Dilger vs. SF	7-125	10/21/56	Mutscheller at Chi.	5-109	10/26/03	Harrison vs. Hou.	8-100
12/5/99	Harrison at Mia.	8-125	11/8/59	Moore at Was.	4-109	11/16/03	Clark vs. NYJ	5-100
11/20/05	Clark at Cin.	6-125	10/21/73	Doughty at Det.	3-109		*Postseason Game	
10/9/11	Garcon at Cin.	5-125	10/27/85	Bouza vs. GB	6-109			
12/3/67	Hawkins vs. Dal.	8-124	11/14/99	Harrison at NYG	6-109			
10/31/71	Perkins vs. Pit.	2-124	10/29/00	Harrison vs. Det.	9-109			
11/6/78	Carr vs. Was.	4-124	12/3/00	Wilkins at NYJ	7-109			
9/12/99	Green vs. Buf.	5-124	12/24/00	Harrison vs. Minn.	12-109			
12/7/03	Harrison at Ten.	10-124	10/2/05	Harrison at Ten.	9-109			

ADMINISTRATION
COACHING STAFF
FOOTBALL OPERATIONS
FOOTBALL STAFF
PLAYERS
2011 SEASON IN REVIEW
COLTS HISTORY
RECORDS
COLTS IN THE COMMUNITY



100-YARD RECEPTION GAMES (305) CONT...

LEADERS: Marvin Harrison, 60; Reggie Wayne, 40; Raymond Berry, 24; Lenny Moore, 19; Jimmy Orr, 18; Roger Carr, 10; Dallas Clark, 10; Bill Brooks, 9; John Mackey, 8; Pierre Garcon, 8; Brandon Stokley, 7; Glenn Doughty, 6; Jim Mutscheller, 6; Sean Dawkins, 5; Willie Richardson, 5; Raymond Chester, 4; Marshall Faulk, 4; Jessie Hester, 4; Austin Collie, 3; Ken Dilger, 3; Anthony Gonzalez, 3; Eddie Hinton, 3; Ray Perkins, 3; Andre Rison, 3; Terrence Wilkins, 3; Ray Butler, 2; Sam Havrilak, 2; Anthony Johnson, 2; Reggie Langhorne, 2; Tom Mitchell, 2; Marcus Pollard, 2; Torrance Small, 2; Joe Washington, 2; Joseph Addai, 1; Charles Arbuckle, 1; Albert Bentley, 1; Matt Bouza, 1; Wayne Capers, 1; Kerry Cash, 1; Dan Edwards, 1; E. G. Green, 1; Alex Hawkins, 1; Bernard Henry, 1; Roy Jefferson, 1; Marshall Johnson, 1; Tom Matte, 1; Don McCauley, 1; Lydell Mitchell, 1; Walter Murray, 1; Jerome Pathon, 1; Tracy Porter, 1; George Taliaferro, 1; Jacob Tamme, 1; Buddy Young, 1

AGAINST OPPONENT: Jets, 24; Patriots, 21; Lions, 19; Redskins, 18; Bears, 15; Bills, 14; 49ers, 14; Jaguars, 14; Texans, 14; Broncos, 12; Chargers, 10; Packers, 10; Titans, 10; Vikings, 10; Dolphins, 9; Giants, 9; Rams, 9; Eagles, 8; Chiefs, 8; Bengals, 7; Browns, 6; Cowboys, 6; Falcons, 6; Cardinals, 5; Ravens, 5; Saints, 5; Steelers, 5; Raiders, 3; Seahawks, 3; Panthers, 3; Buccaneers, 3

TWO 100-YARD RECEIVERS: Mutscheller (107), Moore (100) at Det. 10/20/57; Berry (178), Moore (101) at NYG 12/28/58*; Berry (156), Moore (115) vs. Cle. 11/1/59; Moore (109), Mutscheller (103) at Wash. 11/8/59; Moore (140), Berry (113) vs. Chi. 10/2/60; Berry (137), Moore (137) vs. GB 11/6/60; Berry (181), Moore (139) vs. SF 11/26/60; Moore (139), Berry (117) vs. Det. 12/4/60; Orr (133), Berry (122) vs. Wash. 12/8/62; Matte (116), Orr (111) at Wash. 12/1/63; Mackey (144), Berry (127) vs. Min. 12/8/63; Berry (131), Orr (131) vs. Wash. 11/6/66; Mackey (104), Orr (104) vs. Chi. 10/6/68; Richardson (126), Mackey (105) vs. STL 11/17/68; Perkins (124), Richardson (100) vs. Pit. 10/31/71; Havrilak (115), T. Mitchell (114) vs. NYJ 9/24/72; Carr (136), Doughty (102) at Buf. 11/9/75; Chester (122), Doughty (110) vs. NE 12/18/77; Bouza (109), Capers (104) vs. GB 10/27/85; Green (124), Harrison (121) vs. Buf. 9/12/89; Wilkins (148), Harrison (103) vs. Jax. 9/25/00; Pathon (168), Harrison (146) vs. Buf. 9/23/01; Harrison (137), Wayne (121) at Phil. 11/10/02; Harrison (128), Wayne (104) vs. NYG 12/22/02; Wayne (141), Clark (100) vs. NYJ 11/16/03; Stokley (144), Harrison (133) vs. Den. 1/4/04*; Wayne (184), Stokley (110) vs. GB 9/26/04; Harrison (119), Wayne (119) at KC 10/31/04; Stokley (132), Clark (102) vs. Hou. 11/14/04; Stokley (153), Harrison (106) vs. Ten. 12/5/04; Stokley (123), Harrison (111) vs. SD 12/26/04; Wayne (221), Clark (112) vs. Den. 1/9/05*; Harrison (128), Wayne (124) at NE 11/7/05; Clark (125), Wayne (117) at Cin. 11/20/05; Wayne (135), Harrison (127) vs. Hou. 9/17/06; Wayne (110), Harrison (101) at Jax. 12/10/06; Clark (142), Wayne (104) vs. Det. 12/14/08; Wayne (108), Clark (105) at Jax. 12/18/08; Garcon (151), Collie (123) vs. NYJ 1/24/10* **Total: 39**

10-PLUS RECEPTION GAMES (71)

Date	Player	No-Yds	Date	Player	No-Yds	Date	Player	No-Yds
10/3/10	Wayne at Jax.	15-196	9/24/67	Richardson at Phil.	11-184	11/12/78	McCauley at Mia.	10-88
12/26/99	Harrison at Cle.	14-138	9/28/70	Hinton vs. KC	11-190	11/11/79	Washington at Sea.	10-121
11/17/02	Harrison vs. Dal.	14-138	11/10/74	Mitchell vs. Den.	11-90	11/18/79	McCauley at NYJ	10-80
11/8/09	Clark vs. Hou.	14-119	11/27/77	McCauley at Den.	11-112	12/2/79	Washington at NYJ	10-57
12/5/10	Wayne vs. Dal.	14-200	10/11/81	Dickey vs. Cin.	11-88	9/15/91	Johnson at Raid.	10-89
12/15/74	Mitchell vs. NYJ	13-82	11/8/81	McMillan vs. NYJ	11-68	11/24/91	Brooks vs. GB@M	10-70
9/2/79	Washington at KC	13-130	9/1/91	Johnson vs. NE	11-87	11/7/93	Johnson at Was.	10-83
9/26/99	Harrison at SD	13-196	9/15/02	Harrison vs. Mia.	11-144	12/1/96	Faulk vs. Buf.	10-78
10/8/00	Harrison at NE	13-159	10/21/02	James at Pit.	11-82	9/10/00	Harrison vs. Oak	10-141
11/10/57	Berry at Was.	12-224	11/3/02	Harrison vs. Ten.	11-99	12/22/02	Harrison vs. NYG	10-128
12/28/58	*Berry at NYG	12-178	11/24/02	Harrison at Den.	11-107	9/21/03	Wayne vs. Jax.	10-141
11/28/76	Mitchell vs. NYJ	12-64	10/6/03	Harrison at TB	11-176	12/7/03	Harrison at Ten.	10-124
11/7/93	Langhorne at Was.	12-203	9/26/04	Wayne vs. GB	11-184	9/19/04	Harrison at Ten.	10-98
12/24/00	Harrison vs. Minn.	12-109	1/24/10	*Garcon vs. NYJ	11-151	1/9/05	*Wayne vs. Den.	10-221
12/23/01	Harrison vs. NYJ	12-127	9/12/10	Collie at Hou.	11-163	12/18/05	Wayne vs. SD	10-91
10/13/02	Harrison vs. Balt.	12-150	9/12/10	Clark at Hou.	11-80	10/29/06	Wayne at Den.	10-138
11/25/04	Harrison at Det.	12-127	11/7/10	Tamme at Phil.	11-108	2/4/07	*Addai vs. Chi.	10-66
12/14/08	Clark vs. Det.	12-142	11/7/10	Wayne at Phil.	11-83	11/11/07	Wayne at SD	10-140
12/30/07	Wayne vs. Ten.	12-87	9/28/58	Berry vs. Det.	10-149	12/23/07	Wayne vs. Hou.	10-143
11/1/09	Wayne vs. SF	12-147	10/25/59	Berry vs. GB	10-117	9/7/08	Wayne vs. Chi.	10-86
9/26/10	Collie at Den.	12-171	11/6/60	Berry vs. GB	10-137	9/13/09	Wayne vs. Jax.	10-162
11/1/59	Berry vs. Cle.	11-156	12/4/60	Berry vs. Det.	10-117	10/1/109	Addai at Ten.	10-53
10/23/60	Berry at Det.	11-186	12/12/65	Berry vs. GB	10-125	11/15/09	Wayne vs. NE	10-126
12/8/62	Berry vs. Was.	11-122	11/6/66	Berry vs. Was.	10-131		*Postseason Game	

LEADERS: Marvin Harrison, 16; Reggie Wayne, 15; Raymond Berry 11; Dallas Clark, 3; Anthony Johnson, 3; Don McCauley, 3; Lydell Mitchell, 3; Joe Washington, 3; Joseph Addai, 2; Austin Collie, 2; Bill Brooks, 1; Curtis Dickey, 1; Marshall Faulk, 1; Pierre Garcon, 1; Eddie Hinton, 1; Edgerrin James, 1; Reggie Langhorne, 1; Randy McMillan, 1; Willie Richardson; Jacob Tamme, 1.

TWO 10-PLUS RECEIVERS: Langhorne (12), Johnson (10) at Was. 11/7/93; Collie (11), Clark (11) at Hou. 9/12/10; Tamme (11), Wayne (11) at Phi. 11/7/10.





YEAR-BY-YEAR LEADERS

SCORING	TD	PAT	FG	TP	RUSHING	Yards	Attempts	Avg.	Long	TD	
1953	Bert Rechichar	3	0-0	5-12	33	John Huzvar	515	119	4.3	36	4
1954	Gary Kerkorian	1	11-12	5-10	32	Buddy Young	311	70	4.4	57	2
1955	Bert Rechichar	0	25-26	10-24	55	Alan Ameche	961	213	4.5	79	9
1956	Lenny Moore	9	0-0	0-0	54	Alan Ameche	858	178	4.8	43	8
1957	Lenny Moore	11	0-0	0-0	66	Alan Ameche	493	144	3.4	49	5
1958	Lenny Moore	14	0-0	0-0	84	Alan Ameche	791	171	4.6	22	8
1959	Raymond Berry	14	0-0	0-0	84	Alan Ameche	679	178	3.8	26	7
1960	Lenny Moore	13	0-0	0-0	78	Lenny Moore	374	91	4.1	57	4
1961	Steve Myhra	0	33-34	21-39	96	Joe Perry	675	168	4.0	27	3
1962	Dick Bielski	2	25-28	11-25	70	Lenny Moore	470	106	4.4	25	2
1963	Jim Martin	0	32-35	24-39	104	Tom Matte	541	133	4.1	31	4
1964	Lenny Moore	20	0-0	0-0	120	Lenny Moore	584	157	3.7	32	16
1965	Lou Michaels	0	48-48	17-28	101	Jerry Hill	516	147	3.5	20	5
1966	Lou Michaels	0	35-36	21-39	98	Tony Lorick	524	143	3.7	41	3
1967	Lou Michaels	0	46-48	20-37	106	Tom Matte	636	147	4.3	30	9
1968	Lou Michaels	0	48-50	18-28	102	Tom Matte	662	183	3.6	23	9
1969	Tom Matte	13	0-0	0-0	78	Tom Matte	909	235	3.9	26	11
1970	Jim O'Brien	0	36-38	19-34	93	Norm Bulaich	426	139	3.0	15	3
1971	Jim O'Brien	0	35-36	20-29	95	Norm Bulaich	741	152	4.9	67	8
1972	Jim O'Brien	2	24-24	13-31	75	Don McCauley	675	178	3.8	36	2
1973	George Hunt	0	22-24	16-28	70	Lydell Mitchell	963	253	3.8	36	2
1974	Toni Linhart	0	22-22	12-20	58	Lydell Mitchell	757	214	3.5	31	5
1975	Lydell Mitchell	15	0-0	0-0	90	Lydell Mitchell	1193	289	4.1	70	11
1976	Toni Linhart	0	49-51	20-27	109	Lydell Mitchell	1200	289	4.2	43	5
1977	Toni Linhart	0	32-35	17-26	83	Lydell Mitchell	1159	301	3.9	64	3
1978	Toni Linhart	0	27-31	8-17	51	Joe Washington	956	240	4.0	29	0
1979	Steve Mike-Mayer	0	28-29	11-20	61	Joe Washington	884	242	3.6	26	4
1980	Steve Mike-Mayer	0	43-46	12-23	79	Curtis Dickey	800	176	4.5	51	11
1981	Curtis Dickey	10	0-0	0-0	60	Curtis Dickey	779	164	4.8	67	7
1982	Mike Wood	0	6-6	6-10	24	Randy McMillan	305	101	3.0	13	1
1983	Raul Allegre	0	22-24	30-35	112	Curtis Dickey	1122	254	4.4	56	4
1984	Raul Allegre	0	14-14	11-18	47	Randy McMillan	705	163	4.3	31	5
1985	Raul Allegre	0	36-39	16-26	84	Randy McMillan	858	190	4.5	38	7
1986	Dean Biasucci	0	26-27	13-25	65	Randy McMillan	609	189	3.2	28	3
1987	Dean Biasucci	0	24-24	24-27	96	Eric Dickerson	1011	223	4.5	53	5
1988	Dean Biasucci	0	39-40	25-32	114	Eric Dickerson	1659	388	4.3	41	14
1989	Dean Biasucci	0	31-32	21-27	94	Eric Dickerson	1311	314	4.2	21	7
1990	Dean Biasucci	0	32-33	17-24	83	Eric Dickerson	677	166	4.1	43	4
1991	Dean Biasucci	0	14-14	15-26	59	Eric Dickerson	536	167	3.2	28	2
1992	Dean Biasucci	0	24-24	16-29	72	Anthony Johnson	592	178	3.3	19	0
1993	Dean Biasucci	0	15-16	26-31	93	Roosevelt Potts	711	179	4.0	34	0
1994	Dean Biasucci	0	37-37	16-24	85	Marshall Faulk	1282	314	4.1	52	11
1995	Marshall Faulk	14	0-0	0-0	84	Marshall Faulk	1078	289	3.7	40	11
1996	Cary Blanchard	0	27-27	36-40	135	Marshall Faulk	587	198	3.0	43	7
1997	Cary Blanchard	0	21-21	32-41	117	Marshall Faulk	1054	264	4.0	45	7
1998	Mike Vanderjagt	0	23-23	27-31	104	Marshall Faulk	1319	324	4.1	68	6
1999	Mike Vanderjagt	0	43-43	34-38	145	Edgerrin James	1553	369	4.2	72	13
2000	Mike Vanderjagt	0	46-46	25-27	121	Edgerrin James	1709	387	4.4	30	13
2001	Mike Vanderjagt	0	41-42	28-34	125	Dominic Rhodes	1104	233	4.7	77	9
2002	Mike Vanderjagt	0	34-34	23-31	103	Edgerrin James	989	277	3.6	20	2
2003	Mike Vanderjagt	0	46-46	37-37	157	Edgerrin James	1259	310	4.1	43	11
2004	Mike Vanderjagt	0	59-60	20-25	119	Edgerrin James	1548	334	4.6	40	9
2005	Mike Vanderjagt	0	52-52	23-25	121	Edgerrin James	1506	360	4.2	33	13
2006	Adam Vinatieri	0	38-38	25-28	113	Joseph Addai	1081	226	4.8	41	7
2007	Adam Vinatieri	0	49-51	23-29	118	Joseph Addai	1072	261	4.1	23	12
2008	Adam Vinatieri	0	43-43	20-25	103	Joseph Addai	544	155	3.5	23	5
2009	Joseph Addai	13	0-0	0-0	78	Joseph Addai	828	219	3.8	21	10
2010	Adam Vinatieri	0	51-51	26-28	129	Donald Brown	497	129	3.9	49	2
2011	Adam Vinatieri	0	24-24	23-27	93	Donald Brown	645	134	4.8	80	5

ADMINISTRATION

COACHING STAFF

FOOTBALL OPERATIONS

FOOTBALL STAFF

PLAYERS

2011 SEASON IN REVIEW

COLTS HISTORY

RECORDS

COLTS IN THE COMMUNITY



2 0 1 2 I N D I A N A P O L I S C O L T S

		PASSING						PASS RECEPTIONS						
		Attempts	Comp.	Pct.	Yards	TD	Int	No.	Yards	Avg.	Long	TD		
ADMINISTRATION	1953	Fred Enke	169	71	42.0	1054	8	15	Dan Edwards	35	312	8.9	32	3
	1954	Gary Kerkerian	217	117	53.9	1515	9	12	Dan Edwards	40	531	13.3	42	1
	1955	George Shaw	237	119	50.2	1586	10	19	Jim Mutscheller	33	518	15.7	48	7
	1956	John Unitas	198	110	55.6	1498	9	10	Jim Mutscheller	44	715	16.3	53	6
	1957	John Unitas	301	172	57.1	2550	24	17	Raymond Berry	47	800	17.0	67	6
	1958	John Unitas	263	136	51.7	2007	19	7	Raymond Berry	56	794	14.2	54	9
	1959	John Unitas	367	193	52.6	2899	32	14	Raymond Berry	66	959	14.5	55	14
	1960	John Unitas	378	190	50.3	3099	25	24	Raymond Berry	74	1298	17.5	70	10
	1961	John Unitas	420	229	54.5	2990	16	24	Raymond Berry	75	837	11.6	44	0
	1962	John Unitas	389	222	57.1	2967	23	23	Jimmy Orr	55	974	17.7	80	11
COACHING STAFF	1963	John Unitas	410	237	57.8	3481	20	12	Tom Matte	48	466	9.7	49	1
	1964	John Unitas	305	158	51.8	2824	19	6	Raymond Berry	43	663	15.4	46	6
	1965	John Unitas	282	164	58.2	2530	23	12	Raymond Berry	58	739	12.7	40	7
	1966	John Unitas	348	195	56.0	2748	22	24	Raymond Berry	56	786	14.0	40	7
	1967	John Unitas	436	255	58.5	3428	20	16	Willie Richardson	63	860	13.7	31	8
	1968	Earl Morrall	317	182	57.4	2909	26	17	John Mackey	45	644	14.3	45	5
	1969	John Unitas	327	178	54.4	2342	12	20	Willie Richardson	43	646	15.0	39	3
	1970	John Unitas	321	166	51.7	2213	14	18	Eddie Hinton	47	733	15.3	40	5
	1971	John Unitas	176	92	52.3	942	3	9	Tom Mitchell	33	402	12.2	35	0
	1972	Marty Domres	222	115	51.8	1392	11	6	Tom Mitchell	40	494	12.3	34	4
FOOTBALL OPERATIONS	1973	Marty Domres	191	93	48.7	1153	9	13	Glenn Doughty	25	587	23.5	66	4
	1974	Bert Jones	270	143	53.0	1610	8	12	Lydell Mitchell	72	544	7.6	24	2
	1975	Bert Jones	344	203	59.0	2483	18	8	Lydell Mitchell	60	544	9.1	35	4
	1976	Bert Jones	343	207	60.4	3104	24	9	Lydell Mitchell	60	555	9.3	40	3
	1977	Bert Jones	393	224	57.0	2686	17	11	Lydell Mitchell	71	620	8.7	38	4
	1978	Bill Troup	296	154	52.0	1882	10	21	Joe Washington	45	377	8.4	33	1
	1979	Greg Landry	457	270	59.1	2932	15	15	Joe Washington	82	750	9.1	43t	3
	1980	Bert Jones	446	248	55.6	3134	23	21	Roger Carr	61	924	15.1	43	5
	1981	Bert Jones	426	244	57.3	3094	21	20	Randy McMillan	50	466	9.3	31	1
	1982	Mike Pagel	221	111	50.2	1281	5	7	Matt Bouza	22	287	13.0	34	2
FOOTBALL STAFF	1983	Mike Pagel	328	163	49.7	2353	12	17	Bernard Henry	30	416	13.9	40t	4
	1984	Mike Pagel	212	114	53.8	1426	8	8	Ray Butler	43	664	15.4	74t	6
	1985	Mike Pagel	394	199	50.5	2414	14	15	Pat Beach	36	376	10.4	30	6
	1986	Jack Trudeau	417	204	48.9	2225	8	18	Matt Bouza	71	830	11.7	33	5
	1987	Jack Trudeau	229	128	55.9	1587	6	6	Bill Brooks	51	722	14.2	52t	3
	1988	Chris Chandler	233	129	55.4	1619	8	12	Bill Brooks	54	867	16.1	53t	3
	1989	Jack Trudeau	362	190	52.5	2317	15	13	Bill Brooks	63	919	14.6	55t	4
	1990	Jeff George	334	181	54.2	2152	16	13	Albert Bentley	71	664	9.4	73	2
	1991	Jeff George	485	292	60.2	2910	10	12	Bill Brooks	72	888	12.3	46	4
	1992	Jeff George	306	167	54.6	1963	7	15	Reggie Langhorne	65	811	12.5	34	1
PLAYERS	1993	Jeff George	407	234	57.5	2526	8	6	Reggie Langhorne	85	1038	12.2	72t	3
	1994	Jim Harbaugh	202	125	61.9	1440	9	6	Floyd Turner	52	593	11.4	28	6
	1995	Jim Harbaugh	314	200	63.7	2575	17	5	Marshall Faulk	56	475	8.5	34	3
	1996	Jim Harbaugh	405	232	57.3	2630	13	11	Marvin Harrison	64	836	13.1	41	8
	1997	Jim Harbaugh	309	189	61.2	2060	10	4	Marvin Harrison	73	866	11.9	44	6
	1998	Peyton Manning	575	326	56.7	3739	26	28	Marshall Faulk	86	908	10.6	78t	4
	1999	Peyton Manning	533	331	62.1	4135	26	15	Marvin Harrison	115	1663	14.5	57t	13
	2000	Peyton Manning	571	357	62.5	4413	33	15	Marvin Harrison	102	1413	13.9	78t	14
	2001	Peyton Manning	547	343	62.7	4131	26	23	Marvin Harrison	109	1524	14.0	68	15
	2002	Peyton Manning	591	392	66.3	4200	27	19	Marvin Harrison	143	1722	12.0	69	11
2011 SEASON IN REVIEW	2003	Peyton Manning	566	379	67.0	4267	29	10	Marvin Harrison	94	1272	13.5	79t	10
	2004	Peyton Manning	497	336	67.6	4557	49	10	Marvin Harrison	86	1113	12.9	59	15
	2005	Peyton Manning	453	305	67.3	3747	28	10	Reggie Wayne	83	1055	12.7	66t	5
	2006	Peyton Manning	557	362	65.0	4397	31	9	Marvin Harrison	95	1366	14.4	68t	12
	2007	Peyton Manning	515	337	65.4	4040	31	14	Reggie Wayne	104	1510	14.5	64	10
	2008	Peyton Manning	555	371	66.8	4002	27	12	Reggie Wayne	82	1145	14.0	65t	6
	2009	Peyton Manning	571	393	66.8	4500	33	16	Reggie Wayne	100	1264	12.6	65t	10
									Dallas Clark	100	1106	11.1	80t	10
	2010	Peyton Manning	679	450	66.3	4700	33	17	Reggie Wayne	111	1355	12.2	50	6
	2011	Curtis Painter	243	132	54.3	1541	6	9	Reggie Wayne	75	960	12.8	56t	4

RECORDS

COLTS IN THE COMMUNITY



KICKOFF RETURNS						PUNT RETURNS						
No.	Yards	Avg.	Long	TD		No.	Yards	Avg.	Long	TD	FC	
1953	Larry Coutre	12	318	26.5	78	0	George Talaferro	10	31	3.1	7	0
1954	Buddy Young	13	308	23.7	30	0	Buddy Young	14	60	4.3	16	0
1955	Bob White	14	400	28.6	54	0	Bert Rechichar	30	121	4.0	24	0
1956	Billy Vessels	16	379	23.7	42	0	Carl Taseff	27	233	8.6	90	1
1957	Jack Call	14	329	23.5	45	0	Bert Rechichar	22	71	3.2	22	0
1958	Lenny Lyles	11	398	36.2	103t	2	Carl Taseff	29	196	6.8	33	0
1959	Johnny Sample	17	457	26.9	80	0	Carl Taseff	15	104	6.9	25	0
1960	Johnny Sample	18	519	28.8	94	1	Johnny Sample	14	101	7.2	26	0
1961	Lenny Lyles	28	672	24.0	64	0	Bob Boyd	18	173	9.6	46	0
1962	Bake Turner	20	504	25.2	37	0	Bake Turner	9	94	10.4	43	0
1963	Tom Matte	16	331	20.7	34	0	Jerry Logan	28	279	10.0	38	0
1964	Tony Lorick	13	385	29.6	71	0	Wendell Harris	17	214	12.6	39	0
1965	Alvin Haymond	20	614	30.7	53	0	Alvin Haymond	41	403	9.8	55	0
1966	Lenny Moore	18	453	25.2	54	0	Alvin Haymond	40	347	8.7	64	0
1967	Lenny Moore	16	392	24.4	37	0	Alvin Haymond	26	155	6.0	31	0
1968	Preston Pearson	15	527	30.4	102t	2	Rick Volk	25	198	7.9	24	0
1969	Jim Duncan	19	560	29.5	92	1	Rick Volk	10	58	5.8	14	0
1970	Jim Duncan	20	707	35.4	99	1	Ron Gardin	28	330	11.8	80	1
1971	Charlie Pittman	14	330	23.6	37	0	Rick Volk	22	118	5.4	18	0
1972	Bruce Laird	29	843	29.1	73	0	Bruce Laird	34	303	8.9	42	0
1973	Cotton Speyrer	17	496	29.1	101t	1	Bruce Laird	15	72	4.8	13	0
1974	Bruce Laird	19	499	26.3	55	0	Tim Berra	16	114	7.1	14	0
1975	Bruce Laird	31	799	25.8	65	0	Howard Stevens	36	396	11.0	53	0
1976	Howard Stevens	30	710	23.7	83	0	Howard Stevens	39	31	7.9	44	0
1977	Bruce Laird	24	541	22.5	35	0	Howard Stevens	34	301	8.9	24	0
1978	Marshall Johnson	41	927	22.6	57t	0	Marshall Johnson	25	143	5.7	17	0
1979	Nesby Glasgow	50	1126	22.5	58t	0	Nesby Glasgow	44	352	8.0	75t	1
1980	Nesby Glasgow	33	743	22.5	44t	0	Nesby Glasgow	23	187	8.1	20	0
1981	Zachary Dixon	36	737	20.5	46t	0	David Shula	10	50	5.0	11	0
1982	Larry Anderson	27	517	19.1	33t	0	Larry Anderson	8	54	6.8	28t	0
1983	Kendall Williams	20	490	24.5	90t	0	Larry Anderson	20	138	6.9	20t	0
1984	Phil Smith	32	651	20.3	96t	1	Larry Anderson	27	182	6.7	19t	0
1985	Albert Bentley	27	674	25.0	48t	0	Robbie Martin	40	443	11.1	70t	1
1986	Albert Bentley	32	687	21.5	37t	0	Bill Brooks	18	141	7.8	18t	0
1987	Albert Bentley	22	500	22.7	45t	0	Bill Brooks	22	136	6.2	17t	0
1988	Albert Bentley	39	775	19.9	40t	0	Clarence Verdin	22	239	10.9	73t	1
1989	Clarence Verdin	19	371	19.5	29t	0	Clarence Verdin	23	296	12.9	49t	1
1990	Stacey Simmons	19	348	18.3	34t	0	Clarence Verdin	28	352	12.6	36t	0
1991	Clarence Verdin	36	689	19.1	88t	1	Clarence Verdin	25	163	6.6	22t	0
1992	Clarence Verdin	39	815	20.9	42t	0	Clarence Verdin	24	268	11.2	84t	2
1993	Clarence Verdin	50	1050	21.0	38t	0	Clarence Verdin	30	173	5.8	24t	0
1994	Ronald Humphrey	35	783	22.4	95t	1	Dewell Brewer	42	339	8.1	75t	1
1995	Aaron Bailey	21	495	23.6	95t	1	Ray Buchanan	16	113	7.1	17t	0
1996	Aaron Bailey	43	1041	24.2	95t	1	Marvin Harrison	18	177	9.8	31t	0
1997	Aaron Bailey	55	1206	21.9	61t	0	Brian Stabilein	17	133	7.8	20t	0
1998	Aaron Bailey	34	759	22.3	44t	0	Aaron Bailey	19	176	9.3	33t	0
1999	Terrence Wilkins	51	1134	22.2	97t	1	Terrence Wilkins	41	388	9.5	39t	1
2000	Jerome Pathon	26	583	22.4	48	0	Terrence Wilkins	29	240	8.3	36	0
2001	Terrence Wilkins	44	1007	22.9	50	0	Terrence Wilkins	21	219	10.4	78	1
2002	Troy Walters	53	1150	21.7	44	0	Troy Walters	35	270	7.7	34	0
2003	Brad Pyatt	19	544	28.6	90	0	Brad Pyatt	12	110	9.5	21	0
2004	Dominic Rhodes	48	1188	24.8	88t	1	Jason David	8	50	6.3	13	0
2005	Dominic Rhodes	41	855	20.9	39	0	Troy Walters	21	172	8.2	29	0
2006	Terrence Wilkins	52	1272	24.5	70	0	Terrence Wilkins	21	193	9.2	82t	1
2007	T.J. Rushing	31	714	23.0	47	0	T.J. Rushing	19	249	13.1	90t	1
2008	Pierre Garcon	22	475	21.6	39	0	Keiwan Ratliff	16	89	5.6	19	0
2009	Chad Simpson	38	898	23.6	93t	1	T.J. Rushing	21	119	5.7	22	0
2010	Justin Tryon	14	299	21.4	39	0	Blair White	10	80	8.0	18	0
2011	Joe Lefeged	31	578	18.6	51	0	Pierre Garcon	16	44	2.8	20	0

ADMINISTRATION

COACHING STAFF

FOOTBALL OPERATIONS

FOOTBALL STAFF

PLAYERS

2011 SEASON IN REVIEW

COLTS HISTORY

RECORDS

COLTS IN THE COMMUNITY



2 0 1 2 I N D I A N A P O L I S C O L T S

	INTERCEPTIONS	No.	Yards	Avg.	Long	TD	PUNTING	No.	Yards	Avg.	Long	Bk
ADMINISTRATION	1953 Tom Keane	11	118	10.7	35	0	George Talianferro	65	2437	37.5	61	0
	1954 Don Shula	5	84	16.8	25	0	Cotton Davidson	72	2678	37.2	55	1
	Tom Keane	5	22	4.4	7	0						
	1955 Bert Rechichar	6	109	18.2	40	0	Monte Brethauer	55	2161	39.3	56	0
	1956 Bert Rechichar	4	63	15.8	42	0	Bert Rechichar	33	1277	38.7	56	0
	1957 Milt Davis	10	219	21.9	75	2	Cotton Davidson	47	1663	35.4	56	0
	1958 Andy Nelson	8	199	24.9	69	1	Ray Brown	41	1635	39.9	60	0
	Ray Brown	8	149	18.6	30	0						
	1959 Milt Davis	7	119	17.0	57	1	Dave Sherer	51	2132	41.8	60	0
	Don Shinnick	7	70	10.0	23	0						
COACHING STAFF	1960 Bob Boyd	7	132	18.9	74	0	Ray Brown	52	2001	38.5	55	0
	1961 Gary Glick	4	18	4.5	10	0	Tom Gilburg	42	1804	43.0	61	0
	1962 Bob Boyd	7	163	23.3	38	0	Tom Gilburg	57	2384	41.8	62	0
	1963 Jim Welch	4	49	12.3	15	0	Tom Gilburg	52	2173	41.8	64	0
	1964 Bob Boyd	9	185	20.6	47	0	Joe Don Looney	32	1358	42.4	64	0
	1965 Bob Boyd	9	78	8.7	24	1	Tom Gilburg	54	2139	39.6	66	0
	1966 Bob Boyd	6	114	19.0	37t	1	David Lee	49	2233	45.6	64	1
	1967 Bob Boyd	6	145	24.2	41t	1	David Lee	49	2079	42.4	68	0
	Rick Volk	6	145	24.2	94t	1						
	1968 Bob Boyd	8	160	20.0	49t	1	David Lee	49	1833	39.4	59	1
FOOTBALL OPERATIONS	1969 Rick Volk	4	36	9.0	23t	0	David Lee	57	2580	45.3	66	0
	1970 Jerry Logan	6	92	15.3	33t	2	David Lee	63	2820	44.7	62	1
	1971 Charlie Stukes	8	95	11.9	40t	0	David Lee	62	2542	41.0	76	0
	1972 Charlie Stukes	5	23	4.6	11t	0	David Lee	57	2400	42.1	60	1
	1973 Stan White	4	40	10.0	22t	1	David Lee	62	2398	38.7	60	2
	1974 Mike Curtis	3	24	8.0	11t	0	David Lee	71	2634	37.1	58	1
	1975 Stan White	8*	135	16.9	32t	1	David Lee	86	3402	39.6	62	1
	1976 Jackie Wallace	5	105	21.0	41t	0	David Lee	59	2342	39.7	56	0
	1977 Lyle Blackwood	10	163	16.3	37t	0	David Lee	82	3142	38.3	59	2
	1978 Norm Thompson	6	52	8.7	31t	0	David Lee	92	3513	38.2	67	2
FOOTBALL STAFF	1979 Sanders Shiver	4	85	21.2	52t	0	Bucky Dilts	99	3657	36.9	53	2
	Lyle Blackwood	4	63	15.8	27t	0						
	Larry Brazier	4	49	12.2	31t	1						
	1980 Bruce Laird	5	71	14.2	18t	0	Mike Bragg	82	3203	39.1	59	2
	1981 Bruce Laird	3	59	19.7	24t	0	Mike Garrett	78	3071	39.4	57	0
	Larry Brazier	3	35	11.7	27t	0						
	1982 Kim Anderson	2	25	12.5	25t	0	Rohn Stark	46	2044	44.4	60	0
	1983 Derrick Hatchett	4	36	9.0	25t	0	Rohn Stark	91	4124	45.3*	68	0
	1984 Eugene Daniel	6	25	4.2	18t	0	Rohn Stark	98	4383	44.7	72	0
	1985 Eugene Daniel	8	53	6.6	29t	0	Rohn Stark	78	3584	45.9*	68	2
PLAYERS	1986 Leonard Coleman	4	36	9.0	31t	0	Rohn Stark	76	3432	45.2*	63	0
	1987 Mike Prior	6	57	9.5	38t	0	Rohn Stark	61	2440	40.0	63	2
	1988 Willie Tullis	4	36	9.0	20t	0	Rohn Stark	64	2784	43.5	65	0
	1989 Keith Taylor	7	225	32.1	80t	1	Rohn Stark	79	3392	42.9	64	1
	1990 Mike Prior	3	66	22.0	36t	0	Rohn Stark	71	3084	43.4	61	1
	1991 John Baylor	4	50	12.5	32t	0	Rohn Stark	82	3492	42.6	65	0
	1992 Mike Prior	6	44	7.3	19t	0	Rohn Stark	83	3716	44.8	64	0
	1993 Ray Buchanan	4	45	11.3	28t	0	Rohn Stark	83	3595	43.3	65	0
	1994 Ray Buchanan	8	221	27.6	90t	3	Rohn Stark	73	3092	42.4	60	1
	1995 Eugene Daniel	3	142	47.3	97t	1	Chris Gardocki	63	2681	42.6	69	0
Ashley Ambrose	3	12	4.0	7t	0							
2011 SEASON IN REVIEW	1996 Jason Belsler	4	81	20.3	44t	2	Chris Gardocki	68	3105	45.7	61	0
	1997 Jason Belsler	2	121	60.5	50t	1	Chris Gardocki	67	3034	45.3	72	0
	1998 (Seven players tied at 1)						Chris Gardocki	79	3583	45.4	62	0
	1999 Tyrone Poole	3	85	28.3	38	0	Hunter Smith	58	2467	42.5	61	2
	2000 Jeff Burris	4	38	9.5	27t	1	Hunter Smith	65	2906	44.7	65	0
	2001 Jeff Burris	3	69	23.0	30	1	Hunter Smith	68	3023	44.5	65	0
	David Macklin	3	15	5.0	11	0						
	2002 Mike Peterson	3	96	32.0	53	0	Hunter Smith	66	2672	40.5	69	1
	2003 Nick Harper	4	121	30.3	75t	1	Hunter Smith	62	2617	42.2	55	1
	2004 Jason David	4	36	9.0	34t	1	Hunter Smith	54	2443	45.2	62	0
RECORDS	2005 Cato June	5	115	23.0	36	2	Hunter Smith	52	2301	44.3	58	0
	2006 Nick Harper	3	18	6.0	19	0	Hunter Smith	47	2085	44.4	61	1
	Cato June	3	14	4.7	8	0						
	2007 Gary Brackett	4	128	32.0	49	0	Hunter Smith	52	2181	41.9	63	0
	Antoine Bethea	4	47	11.8	30	0						
	2008 Melvin Bullitt	4	7	1.8	3	0	Hunter Smith	53	2345	44.2	64	0
	2009 Antoine Bethea	4	19	4.8	19	0	Pat McAfee	64	2837	44.3	60	0
	2010 Kelvin Hayden	2	56	28.0	31t	2	Pat McAfee	65	2731	42.0	66	0
	Jerraud Powers	2	11	5.5	11	0						
	Aaron Francisco	2	10	5.0	11	0						
COLTS IN THE COMMUNITY	2011 Joe Lefeged	2	25	12.5	25	0	Pat McAfee	88	4098	46.6	64	1
	Jerraud Powers	2	19	9.5	13	1	*Led NFL					

*NFL Record (Linebackers)



COLTS YEAR-BY-YEAR OFFENSIVE RANKINGS

Total NFL-AFC Rank (since 1970), tied rank underlined>

Year	Scoring	Net Offense	Rushing Avg.	Net Passing	Sacks	Ints.	Penalties	KOR Avg.	PR Avg.
2011	243 <u>28-13</u>	286.8 30-15	99.6 26-14	187.2 27-14	35 <u>15-10</u>	14 <u>12-7</u>	76 1-1	18.6 32-16	3.4 32-16
2010	435 2-2	380.8 4-3	92.7 29-16	288.1 1-1	16 <u>1-1</u>	17 <u>18-11</u>	79 5-3	19.6 29-15	6.9 24-14
2009	416 7-3	363.1 9-4	80.9 32-16	282.2 2-2	13 1-1	19 <u>23-13</u>	74 2-2	22.2 18-11	5.2 28-15
2008	377 13-5	335.5 15-6	79.6 31-16	255.9 5-3	14 4-3	12 <u>9-6</u>	86 <u>14-9</u>	20.8 28-13	6.0 32-16
2007	450 3-2	358.7 5-2	106.6 18-11	252.1 6-2	23 7-5	14 <u>6-3</u>	67 3-2	21.8 22-11	11.2 6-3
2006	427 2-2	379.4 4-3	110.1 18-8	269.3 2-1	15 1-1	9 2-1	86 7-6	23.6 7-6	9.0 13-8
2005	439 2-1	362.4 3-2	106.4 16-9	256.0 3-2	20 1-1	11 5-4	94 2-1	19.9 <u>28-16</u>	7.6 <u>19-11</u>
2004	522 1-1	404.7 2-2	115.8 15-11	288.9 1-1	14 1-1	10 2-2	106 <u>9-7</u>	23.4 8-5	7.1 24-13
2003	447 2-2	367.1 3-2	105.9 19-9	261.2 1-1	19 2-1	10 3-2	92 6-3	23.6 <u>5-4</u>	7.7 <u>19-13</u>
2002	349 17-10	351.0 9-5	97.6 26-15	253.4 4-2	23 4-2	19 22-12	91 7-5	20.5 24-11	7.6 <u>26-13</u>
2001	413 2-1	372.2 2-1	122.9 7-3	249.3 2-1	30 10-6	23 <u>26-14</u>	76 6-4	21.8 14-5	10.0 14-7
2000	429 4-3	383.8 3-2	116.2 16-10	267.6 2-1	20 <u>1-1</u>	15 <u>9-6</u>	89 5-2	19.9 28-14	9.3 18-10
1999	423 3-1	357.9 4-1	103.8 19-11	254.1 4-1	14 1-1	17 15-9	81 3-1	20.9 15-7	9.5 15-8
1998	310 19-10	319.8 12-7	92.9 26-14	226.9 6-3	22 2-1	28 29-14	106 <u>9-4</u>	20.2 25-12	10.0 15-9
1997	313 20-13	304.3 19-12	107.9 17-8	196.4 19-10	62 28-15	17 <u>20-11</u>	106 18-8	21.2 23-9	8.0 21-10
1996	317 <u>16-11</u>	296.5 25-14	90.5 28-14	206.0 16-9	43 23-11	11 1-1	76 1-1	23.0 10-4	10.9 10-4
1995	331 16-10	307.4 22-12	115.9 11-8	191.5 23-12	49 27-14	11 4-2	97 12-3	21.1 <u>16-10</u>	6.6 29-14
1994	307 18-9	275.8 27-14	128.8 4-3	147.1 28-14	28 <u>10-5</u>	14 5-4	82 3-2	20.9 <u>17-7</u>	8.1 <u>19-10</u>
1993	189 27-13	294.1 22-12	80.5 28-14	213.6 8-5	29 4-3	15 12-8	94 <u>14-5</u>	19.7 <u>11-4</u>	5.8 27-14
1992	216 27-13	273.0 24-10	68.9 28-14	204.1 8-5	44 16-8	26 27-13	122 <u>27-14</u>	19.6 11-4	11.0 5-3
1991	143 28-14	234.3 28-14	73.1 28-14	161.2 27-14	57 27-13	16 <u>11-6</u>	85 <u>5-2</u>	19.3 11-6	6.3 28-14
1990	281 21-12	259.7 27-14	80.1 27-13	179.6 16-8	51 25-13	21 20-12	79 4-2	18.3 <u>18-9</u>	11.2 1-1
1989	298 20-9	300.8 23-12	115.8 17-8	185.0 24-12	28 4-3	17 9-5	89 9-6	19.4 13-5	12.4 2-1
1988	354 9-4	304.4 21-10	140.6 <u>4-2</u>	163.8 24-12	34 <u>13-9</u>	22 <u>21-11</u>	89 9-5	19.9 <u>15-10</u>	9.8 5-3
1987	300 18-9	333.0 13-7	142.9 6-4	190.1 19-10	24 2-2	16 <u>6-3</u>	90 7-4	20.3 <u>8-3</u>	5.5 14-14
1986	229 27-14	293.8 22-13	93.2 26-12	200.6 16-11	53 22-13	24 <u>20-11</u>	99 <u>13-5</u>	19.5 <u>17-9</u>	7.1 23-14
1985	320 17-10	312.9 19-10	152.4 5-1	160.4 26-14	35 3-3	20 <u>8-4</u>	87 6-4	20.9 14-7	10.7 5-3
1984	239 28-14	258.3 28-14	126.6 12-6	131.7 28-14	58 22-12	22 <u>15-7</u>	95 10-5	19.3 17-7	7.3 <u>19-12</u>
1983	264 26-14	313.6 21-10	168.4 2-1	145.2 28-14	47 <u>17-9</u>	22 <u>12-6</u>	120 26-12	19.3 15-9	6.7 25-12
1982	113 28-14	275.9 27-13	116.0 14-8	159.9 24-12	20 <u>9-6</u>	10 8-5	52 <u>10-3</u>	17.9 26-14	5.6 25-12
1981	259 26-14	306.8 21-13	115.6 23-12	191.1 17-10	37 <u>14-7</u>	23 <u>16-10</u>	106 <u>14-8</u>	19.7 17-10	4.7 28-14
1980	355 9-5	325.4 13-6	129.9 11-5	195.5 13-5	36 <u>14-7</u>	24 <u>13-5</u>	104 <u>18-9</u>	20.6 9-5	7.2 21-10
1979	271 22-12	302.9 20-10	104.6 26-12	198.3 10-8	52 25-13	19 9-5	137 28-14	20.0 15-7	8.0 15-11
1978	239 27-14	256.7 <u>24-14</u>	127.8 23-14	129.1 24-13	49 26-14	30 <u>23-11</u>	90 2-2	22.3 10-8	6.3 25-13
1977	295 6-4	327.7 6-3	151.6 9-6	176.1 3-2	26 <u>9-7</u>	12 <u>3-1</u>	77 5-4	19.0 23-12	7.7 19-12
1976	417 1-1	374.0 1-1	164.5 7-4	209.5 1-1	30 <u>9-5</u>	10 1-1	92 15-6	20.6 21-14	7.9 17-10
1975	395 2-2	321.3 12-7	158.4 8-5	162.9 13-7	38 <u>16-8</u>	8 1-1	80 8-2	22.9 9-7	10.5 6-6
1974	190 23-13	274.5 15-9	129.9 16-10	144.6 18-9	49 25-13	24 <u>20-10</u>	66 6-1	22.6 9-5	6.0 25-13
1973	226 <u>20-11</u>	250.4 20-10	145.1 11-6	105.4 22-11	32 <u>13-6</u>	25 <u>21-10</u>	57 5-3	22.4 14-8	5.4 24-13
1972	235 20-11	299.1 14-8	135.3 17-9	163.8 11-6	25 11-6	12 <u>3-2</u>	58 5-2	28.1 2-1	8.1 9-6
1971	313 5-3	290.8 12-7	153.5 5-2	137.3 21-11	27 13-7	21 <u>13-6</u>	57 1-1	21.2 22-10	8.2 5-3
1970	321 6-1	295.3 8-3	95.4 23-12	199.9 3-2	33 <u>12-5</u>	22 <u>15-6</u>	71 <u>5-2</u>	25.8 3-1	9.8 5-3
1969	279 <u>8</u>	319.8 4	106.4 14	213.4 2	19 2	27 14	62 2	25.3 1	5.2 12
1968	402 2	334.4 4	129.2 8	205.1 3	29 7	22 11	75 12	26.4 1	8.3 <u>4</u>
1967	394 2	357.7 1	117.5 11	240.2 2	25 4	17 2	52 2	23.5 7	7.7 5
1966	314 8	320.4 5	111.1 10	209.3 4	30 <u>4</u>	27 12	64 4	21.5 <u>9</u>	7.9 2
1965	389 3	328.4 5	113.8 9	214.6 3	43 <u>10</u>	17 6	69 8	23.9 6	9.4 5
1964	428 1	341.4 1	143.4 5	198.0 2	39 7	9 2	74 8	23.7 6	9.4 6
1963	316 7	352.7 2	117.3 9	235.4 1	44 12	12 1	77 13	21.4 11	9.2 <u>5</u>
1962	293 8	333.3 5	114.4 11	218.9 5	25 9	63 <u>10</u>	23.0 8	8.0 6	
1961	302 7	351.6 2	151.4 3	200.2 3	29 13	69 <u>11</u>	22.3 <u>8</u>	8.2 10	
1960	288 <u>4</u>	353.8 1	107.4 11	246.3 1	24 10	51 4	21.9 <u>7</u>	5.5 10	
1959	374 1	371.5 1	142.1 7	229.4 1	14 3	56 8	20.8 <u>6</u>	6.1 8	
1958	381 1	378.3 1	177.3 2	201.0 6	11 1	55 <u>5</u>	25.4 2	6.1 5	
1957	303 2	343.6 2	144.6 5	199.0 1	19 6	67 11	22.6 7	4.0 10	
1956	270 4	343.8 4	183.7 2	160.1 6	18 <u>3</u>	53 5	19.3 12	7.1 5	
1955	214 11	288.3 9	152.8 6	135.9 10	22 <u>6</u>	59 5	23.5 6	3.7 9	
1954	131 12	244.5 12	106.3 10	139.1 10	22 <u>4</u>	71 <u>5</u>	18.7 12	5.1 8	
1953	182 11	226.3 12	121.6 9	104.8 12	27 5	69 7	23.7 4	6.3 6	

2011 SEASON IN REVIEW
 COLTS HISTORY
 RECORDS
 PLAYERS
 FOOTBALL STAFF
 FOOTBALL OPERATIONS
 COACHING STAFF
 ADMINISTRATION

COLTS IN THE COMMUNITY



COLTS YEAR-BY-YEAR DEFENSIVE RANKINGS

Total NFL-AFC Rank (since 1970), tied rank underlined>

Year	Scoring	Net Defense	Rushing Avg.	Net Passing	Sacks	Ints.	Penalties	KOR Avg.	PR Avg.
2011	430 28-14	370.9 25-13	143.9 29-15	227.0 15-11	29 <u>27-13</u>	8 <u>31-16</u>	84 1-1	30.7 32-16	11.5 19-10
2010	388 23-11	341.6 20-9	127.0 25-12	214.6 13-7	30 <u>23-9</u>	10 <u>30-15</u>	95 <u>17-8</u>	25.8 31-15	10.7 23-13
2009	307 8-5	339.2 18-9	126.5 24-11	212.7 14-9	34 <u>16-7</u>	16 15-8	92 <u>18-8</u>	25.3 31-15	8.4 16-9
2008	298 7-4	310.9 11-5	122.9 24-12	188.1 6-3	30 <u>16-8</u>	15 <u>11-7</u>	68 32-16	24.3 24-12	9.2 15-8
2007	262 1-1	279.7 3-2	106.9 15-6	172.8 2-1	28 <u>26-12</u>	22 2-2	85 <u>22-8</u>	25.0 29-15	13.9 32-16
2006	360 23-14	332.3 21-12	173.0 32-16	159.3 2-2	25 <u>30-16</u>	15 <u>20-12</u>	86 26-11	26.0 30-14	13.1 31-16
2005	247 2-1	307.1 11-4	110.1 16-8	196.9 15-5	46 <u>5-4</u>	18 9-5	119 14-6	22.2 21-9	10.9 30-15
2004	351 19-10	370.6 29-14	127.3 24-13	243.3 29-13	45 3-1	19 <u>9-7</u>	116 14-7	21.3 11-5	13.6 32-16
2003	336 20-12	299.3 11-8	123.8 <u>20-9</u>	175.6 5-3	31 23-11	15 <u>14-6</u>	123 27-14	21.5 <u>20-11</u>	10.0 20-10
2002	313 7-3	306.8 8-4	124.5 20-9	182.3 2-1	36 <u>16-7</u>	10 <u>25-12</u>	102 <u>16-7</u>	20.5 <u>6-5</u>	5.8 5-2
2001	486 31-16	357.2 29-16	132.2 25-12	225.0 27-15	40 16-9	15 <u>20-10</u>	96 <u>17-10</u>	23.1 26-13	13.9 30-15
2000	326 15-7	334.8 21-12	120.9 25-14	213.9 18-9	42 <u>12-6</u>	14 23-12	103 <u>15-7</u>	23.8 25-13	12.8 27-13
1999	333 17-13	326.3 15-11	107.2 18-11	219.1 <u>18-12</u>	41 <u>12-7</u>	10 19-15	130 30-16	22.0 19-10	16.2 31-16
1998	444 29-14	364.8 29-15	160.6 29-14	204.1 16-8	38 <u>18-10</u>	8 30-15	108 12-6	26.0 26-13	10.7 21-9
1997	401 26-12	303.4 10-5	127.1 26-13	176.3 4-1	37 <u>21-9</u>	12 <u>25-13</u>	102 17-9	24.1 29-14	11.4 22-10
1996	334 18-9	337.7 22-10	110.0 18-11	227.7 24-10	29 28-14	13 <u>23-12</u>	121 3-2	24.9 27-13	10.9 <u>19-10</u>
1995	316 5-2	314.2 7-5	91.1 6-3	223.1 24-12	29 <u>24-11</u>	13 <u>25-11</u>	111 10-6	22.7 <u>22-10</u>	11.8 26-13
1994	320 <u>14-6</u>	332.8 20-11	102.9 12-6	229.9 24-12	29 <u>17-9</u>	18 10-4	110 <u>19-9</u>	20.2 <u>9-6</u>	9.2 <u>16-8</u>
1993	378 27-14	352.4 28-14	157.6 28-14	194.8 12-4	21 28-14	10 25-14	87 <u>21-12</u>	14.9 1-1	8.6 11-5
1992	302 16-9	317.1 21-12	135.9 26-14	181.3 11-7	39 <u>16-10</u>	20 <u>10-6</u>	101 7-5	17.5 5-4	7.0 4-1
1991	381 26-13	320.4 20-8	145.4 28-14	175.0 4-2	29 <u>21-11</u>	15 <u>18-10</u>	88 22-11	17.4 8-5	11.0 25-12
1990	353 20-11	350.9 26-13	138.3 24-13	212.6 23-12	29 26-13	9 27-14	104 <u>9-7</u>	19.6 18-10	8.0 12-6
1989	301 11-7	350.7 22-11	129.8 22-10	220.9 15-12	46 6-3	21 <u>9-4</u>	103 16-8	19.2 12-6	10.9 25-13
1988	315 <u>11-4</u>	331.0 17-7	105.9 8-2	225.1 25-13	30 <u>20-9</u>	13 <u>23-13</u>	118 <u>1-1</u>	22.1 26-12	11.3 27-14
1987	238 1-1	303.3 6-3	119.3 15-6	184.0 3-2	39 <u>14-5</u>	20 <u>12-6</u>	85 25-13	17.8 3-3	9.6 18-9
1986	400 25-13	356.3 25-12	122.6 17-9	233.7 26-12	24 27-14	16 <u>22-10</u>	100 17-10	19.2 11-8	10.3 23-12
1985	386 21-11	349.9 19-9	134.1 18-10	215.9 19-10	36 <u>23-12</u>	16 25-13	90 20-9	20.2 12-8	13.3 27-13
1984	414 25-12	348.6 22-9	125.4 17-10	223.1 22-11	42 <u>19-9</u>	18 <u>18-10</u>	98 15-9	20.2 15-6	9.7 20-9
1983	354 19-10	352.5 23-11	132.4 17-7	220.1 21-11	41 <u>16-6</u>	20 <u>20-9</u>	79 28-14	18.7 9-5	11.7 28-14
1982	236 26-13	366.2 26-13	163.7 28-14	202.6 15-8	11 28-14	5 27-13	59 9-5	21.5 21-12	8.7 18-10
1981	533 28-14	424.6 28-14	166.6 26-12	258.0 27-13	13 28-14	16 <u>24-11</u>	101 19-10	20.1 11-5	9.1 19-11
1980	387 23-12	346.6 22-13	138.1 22-14	208.5 22-12	30 <u>20-10</u>	17 <u>22-13</u>	98 <u>16-8</u>	19.7 9-5	7.3 11-5
1979	351 19-10	317.1 15-9	144.1 19-10	173.0 15-7	39 13-5	23 <u>10-6</u>	112 7-5	18.7 5-2	6.9 11-6
1978	421 28-14	369.4 28-14	188.1 27-13	181.3 25-11	30 <u>20-8</u>	17 <u>24-12</u>	114 <u>8-4</u>	24.4 28-14	8.7 15-5
1977	221 11-5	284.9 17-8	128.4 9-6	156.4 21-8	47 3-2	30 2-2	78 <u>25-12</u>	25.2 27-14	10.9 22-10
1976	246 13-6	299.1 15-7	131.7 7-4	167.4 22-10	56 2-1	15 <u>18-10</u>	89 17-8	22.3 19-8	7.0 6-3
1975	269 10-6	298.1 12-7	130.1 7-4	168.0 13-7	59 1-1	29 2-2	79 20-12	23.6 20-9	10.1 18-8
1974	329 25-12	294.7 14-6	140.1 17-7	154.6 15-7	21 25-12	10 25-12	75 17-10	20.1 5-2	9.0 11-7
1973	341 21-11	320.6 21-11	149.2 14-8	171.4 23-12	25 <u>23-13</u>	15 <u>18-9</u>	69 <u>13-8</u>	22.6 12-5	10.0 21-12
1972	252 <u>11-6</u>	308.0 20-10	142.1 15-8	165.9 20-11	25 16-10	23 <u>7-6</u>	84 4-3	21.8 5-2	7.0 <u>12-4</u>
1971	140 2-1	203.7 1-1	79.5 1-1	124.2 2-1	33 <u>8-4</u>	28 2-1	67 19-11	21.7 6-4	6.7 13-4
1970	234 7-2	274.6 9-5	102.8 6-3	171.9 21-10	41 <u>5-2</u>	25 4-2	101 <u>1-1</u>	21.3 10-4	9.4 24-12
1969	268 6	332.1 13	100.0 4	232.1 15	33 7	15 13	74 7	20.6 6	5.2 9
1968	144 1	241.2 2	95.6 3	145.5 4	45 3	29 2	72 9	19.6 5	3.3 1
1967	198 2	274.5 5	100.8 4	173.7 7	36 8	32 1	82 7	22.8 9	6.9 9
1966	226 3	292.2 7	123.8 9	168.4 4	47 3	22 7	69 7	21.0 3	4.3 3
1965	284 4	288.9 5	105.9 4	183.0 7	39 5	22 6	80 2	21.4 3	7.6 8
1964	225 1	280.7 3	128.4 8	152.3 2	57 1	23 3	59 13	21.3 2	7.0 3
1963	285 7	287.9 6	128.1 9	160.1 6	45 2	15 11	58 10	23.0 6	6.3 3
1962	288 6	294.5 5	107.4 3	187.1 6	23 9	71 2	27.6 14	7.9 7	
1961	307 10	270.1 1	133.5 10	136.6 1	16 14	66 4	27.2 14	13.8 14	
1960	234 6	276.4 4	132.6 8	143.8 2	30 2	59 8	28.5 13	3.2 1	
1959	251 7	324.9 8	129.7 4	195.2 10	40 1	65 1	20.7 4	3.6 3	
1958	203 2	273.7 2	107.6 1	166.1 5	35 1	60 7	28.9 12	4.4 5	
1957	235 8	283.8 6	97.8 1	186.0 11	28 2	60 7	22.9 7	3.2 3	
1956	322 11	348.0 11	159.7 7	188.3 12	13 12	62 3	23.6 8	3.9 2	
1955	239 6	343.5 11	169.6 9	173.9 9	19 7	69 2	20.1 2	1.9 1	
1954	279 8	327.5 5	135.8 8	191.7 7	20 9	92 2	20.2 3	3.3 3	
1953	350 12	373.8 12	192.9 12	180.9 8	29 3	87 1	18.1 2	7.7 10	

RECORDS
COLTS HISTORY
2011 SEASON IN REVIEW
PLAYERS
FOOTBALL STAFF
FOOTBALL OPERATIONS
COACHING STAFF
ADMINISTRATION

COLTS IN THE COMMUNITY



STATISTICS

1953

RECORD: 3-9 COACH: KEITH MOLESWORTH

FIFTH – WESTERN CONFERENCE

HOME: 2-4 CONF: 2-8
AWAY: 1-5 NCONF: 1-1

DATE	RESULTS	OPPONENT	ATTENDANCE
9/27	W 13-9	CHICAGO	23,715
10/3	L 17-27	DETROIT	25,159
10/11	W 16-14	@ Chicago	35,316
10/18	L 14-37	@ Green Bay	18,713
10/25	W 27-17	WASHINGTON	34,031
10/31	L 24-35	GREEN BAY	33,797
11/7	L 7-17	@ Detroit	46,508
11/15	L 14-45	@ Philadelphia	27,813
11/22	L 13-21	LOS ANGELES RAMS	27,268
11/29	L 21-38	SAN FRANCISCO	26,005
12/5	L 2-45	@ Los Angeles Rams	26,696
12/13	L 14-45	@ San Francisco	23,432

TEAM STATISTICS		COLTS	OPP
TOTAL FIRST DOWNS			
Rushing		157	232
Rushing		75	121
Passing		66	95
Penalty		16	16
TOTAL NET YARDS			
Avg. Per Game		2716	4486
NET YARDS RUSHING			
Avg. Per Game		1459	2315
Total Rushes		121.6	192.9
NET YARDS PASSING			
Avg. Per Game		376	445
Tackled/Yards Lost		1257	2171
Gross Yards		104.8	180.9
Att./Completions		-368	-240
Completion Pct.		1625	2411
Had Intercepted		319/126	321/165
PUNTS/AVERAGE		39.5	51.4
PENALTIES/YARDS		83/38.4	55/40.3
FUMBLES/BALL LOST		69/623	87/757
TOUCHDOWNS		34/21	42/27
Rushing		23	46
Passing		7	21
Defense/Kicking		13	21
		1/2	3/1

SCORE BY PERIODS	1	2	3	4	TOTAL
COLTS	38	44	39	61	182
OPPONENTS	77	105	83	85	350

SCORING	TDR	TDP	TDRT	PAT	FG	S	TP
Rechichar	2	1			5-13		33
Huzvar	4	1					30
McPhail				21-23	2-5		27
Taliaferro	2	2					24
Young	3	1					24
Edwards	3						18
Taseff	1		1				12
Embree							6
Kalmanir	1						6
Donovan							1
COLTS	7	13	3	21-23	7-18	1	182
OPPONENTS	21	21	4	45-46	9-16	1	350

RUSHING	NO.	YDS.	AVG.	LG	TD
Huzvar	119	515	4.3	36T	4
Taliaferro	102	479	4.7	50	2
McPhail	53	138	2.6	30	0
Young	40	135	3.4	24	0
Enke	28	91	3.3	25	0
Kalmanir	16	53	3.3	32	0
Moduszewski	3	33	11.0	25	0
DeBello	14	14	1.0	9	0
Taseff	1	1	1.0	11	1
COLTS	376	1459	3.9	50	7
OPPONENTS	445	2315	5.2	66	21

RECEIVING	NO.	YDS.	AVG.	LG	TD
Edwards	35	312	8.9	32T	3
Embree	23	272	11.8	24	1
Taliaferro	20	346	17.3	54	2
Young	12	201	16.8	49T	3
Brethauer	10	133	13.3	25	0
McPhail	10	38	3.8	45	1
Huzvar	6	55	9.2	30T	0
Rechichar	3	151	50.3	66T	2
Keane	3	61	20.3	37	0
Kalmanir	3	31	10.3	22T	1
Shula	1	6	6.0	6	0
Marchetti	0	19	0.0	19	0
COLTS	126	1625	12.9	66T	13
OPPONENTS	165	2411	14.6	59	21

INTERCEPTIONS	NO.	YDS.	AVG.	LG	TD
Huzvar	11	118	10.7	35	0
Rechichar	7	64	9.1	36T	1
Shula	3	46	15.3	35	0
Taseff	3	36	12.0	29	0
Pellington	2	22	11.0	22	0
Brethauer	1	17	17.0	17	0
Agase	1	5	5.0	5	0
Moduszewski	1	0	0.0	0	0
COLTS	29	308	10.6	36T	1
OPPONENTS	27	469	17.4	54T	3

PUNTING	NO.	YDS.	AVG.	LG	BLK.
Taliaferro	65	2438	37.5	61	0
Keane	18	752	41.8	56	0
COLTS	83	3190	38.4	61	0
OPPONENTS	55	2217	40.3	65	0

PUNT RETURNS	NO.	YDS.	AVG.	LG	TD
Taliaferro	10	31	3.1	7	0
Young	6	9	1.5	9	0
Coutre	4	38	9.5	25	0
Moduszewski	4	13	3.3	5	0
Kalmanir	2	19	9.5	14	0
Taseff	1	71	71.0	71T	1
Keane	1	3	3.0	3	0
Rechichar	1	0	0.0	0	0
COLTS	29	184	6.3	71T	1
OPPONENTS	40	307	7.7	74	1

KICKOFF RETURNS	NO.	YDS.	AVG.	LG	TD
Taliaferro	16	331	20.7	39	0
Young	11	378	34.4	104T	1
Coutre	9	266	29.6	78	0
Taseff	4	87	21.8	35	0
Kalmanir	3	51	17.0	25	0
Jackson	3	37	12.3	19	0
Poole	2	24	12.0	21	0
Campanella	2	13	6.5	13	0
Rechichar	1	28	28.0	28	0
Moduszewski	1	25	25.0	25	0
Finnin	1	18	18.0	18	0
COLTS	53	1258	23.7	104T	1
OPPONENTS	40	724	18.1	28	0

USUAL STARTERS

PRO BOWLERS IN BOLDFACE

OFFENSE	DEFENSE
WR Mal Embree	LDE Barney Poole
LT Ernie Blandin	LDT Art Donovan
LG Dick Barwegen	RDT Tom Finnin
C Brad Ecklund	RDE Gino Marchetti
RG Bill Lange	LLB Bill Pellington
RT Jack Little	MLB Sisto Averno
SE Dan Edwards	RLB Alex Agase
RB John Huzvar	LCB Bert Rechichar
QB Fred Enke	RCB Don Shula
RB Buddy Young	LS Carl Taseff
RB George Taliaferro	RS Tom Keane

PASSING	ATT.	COMP.	YDS.	PCT.	AVG./ATT.	TD	TD%	INT.	INT%	LG	RATING
Enke	169	71	1054	42.0	6.24	8	4.7	15	8.9	55	41.9
DeBello	61	27	229	44.3	3.75	1	1.6	5	8.2	66	25.9
Taliaferro	55	15	211	27.3	3.84	2	3.6	5	9.1	45	17.3
Moduszewski	30	11	113	36.7	3.77	2	6.7	2	6.7	17	42.8
Flowers	4	2	18	50.0	4.50	0	0.0	0	0.0	12	62.5
COLTS	319	126	1625	39.5	5.09	13	4.1	27	8.5	66	34.5
OPPONENTS	321	165	2411	51.4	7.51	21	6.5	29	9.0	89	60.4

ADMINISTRATION
COACHING STAFF
FOOTBALL OPERATIONS
FOOTBALL STAFF
PLAYERS
2011 SEASON IN REVIEW
COLTS HISTORY
RECORDS
COLTS IN THE COMMUNITY



1954

RECORD: 3-9 COACH: WEEB EWBANK

SIXTH – WESTERN CONFERENCE

HOME: 2-4 CONF: 2-8
AWAY: 1-5 NCONF: 1-1

DATE	RESULTS	OPPONENT	ATTENDANCE
9/26	L 0-48	LOS ANGELES RAMS	36,215
10/2	W 20-14	NEW YORK GIANTS	27,088
10/10	L 9-28	@ Chicago	27,845
10/16	L 0-35	@ Detroit	48,272
10/24	L 6-7	GREEN BAY	28,680
10/31	L 21-24	@ Washington	23,566
11/6	L 3-27	DETROIT	25,287
11/13	L 13-24	Green Bay @ Milw.	19,786
11/21	L 13-28	CHICAGO	23,093
11/28	W 17-13	SAN FRANCISCO	23,875
12/4	W 22-21	@ Los Angeles Rams	30,744
12/11	L 7-10	@ San Francisco	26,856

RUSHING	NO.	YDS.	AVG.	LG	TD
Young	70	311	4.4	57t	2
Toth	86	303	3.5	15	1
Taseff	41	228	5.0	32	0
Womble	60	174	2.9	24	0
Taliaferro	48	157	3.3	29	0
Kerkorian	22	36	1.6	11	1
Davidson	11	31	2.8	15	0
Huzvar	19	29	1.5	6	0
Shula	2	3	1.5	3	0
Enke	5	3	0.6	5	0
COLTS	364	1275	3.5	57t	4
OPPONENTS	425	1630	3.8	38	21

KICKOFF RETURNS	NO.	YDS.	AVG.	LG	TD
Young	13	308	23.7	30	0
Womble	9	170	18.9	27	0
Taseff	7	167	23.9	35	0
Taliaferro	7	134	19.1	24	0
Rechichar	3	26	8.7	12	0
Pellington	2	26	13.0	14	0
Robinson	1	19	19.0	19	0
Langas	1	18	18.0	18	0
Joyce	1	13	13.0	13	0
Toth	1	13	13.0	13	0
McMillan	1	5	5.0	5	0
Huzvar	1	0	0.0	0	0
Radosovich	1	0	0.0	0	0
COLTS	48	899	18.7	35	0
OPPONENTS	29	587	20.2	40	0

TEAM STATISTICS	COLTS	OPP
TOTAL FIRST DOWNS	169	234
Rushing	66	95
Passing	90	120
Penalty	13	19
TOTAL NET YARDS	2934	3930
Avg. Per Game	244.5	327.5
NET YARDS RUSHING	1275	1630
Avg. Per Game	106.3	135.8
Total Rushes	364	425
NET YARDS PASSING	1659	2300
Avg. Per Game	139.1	191.7
Tackled/Yards Lost	-336	-203
Gross Yards	1995	2503
Att./Completions	313/163	330/178
Completion Pct.	52.1	53.9
Had Intercepted	22	20
PUNTS/AVERAGE	72/37.2	57/39.8
PENALTIES/YARDS	71/662	92/834
FUMBLES/BALL LOST	20/12	28/10
TOUCHDOWNS	14	36
Rushing	4	21
Passing	9	12
Defense/Kicking	1/0	2/1

RECEIVING	NO.	YDS.	AVG.	LG	TD
Edwards	40	531	13.3	42	1
Coltenjahn	30	384	12.8	21	0
Womble	30	338	11.3	78t	3
Taseff	16	159	9.9	30	1
Young	15	272	18.1	78t	3
Taliaferro	14	122	8.7	29t	1
Toth	11	51	4.6	13	0
Bighead	6	89	14.8	25	0
Mutscheller	1	49	49.0	49	0
COLTS	163	1995	12.2	78t	9
OPPONENTS	178	2503	14.1	80t	12

INTERCEPTIONS	NO.	YDS.	AVG.	LG	TD
Shula	5	84	16.8	25	0
Keane	5	22	4.4	9	0
Eggers	3	18	6.0	10	0
Rechichar	2	27	13.5	21	0
Taseff	2	15	7.5	15	0
Leberman	2	0	0.0	0	0
Campanella	1	0	0.0	0	0
COLTS	20	166	8.3	25	0
OPPONENTS	22	232	10.5	50	1

USUAL STARTERS PRO BOWLERS IN BOLDFACE

OFFENSE	DEFENSE
WR Lloyd Coltenjahn	LDE Gino Marchetti
LT Ken Jackson	LDT Art Donovan
LG Art Spinney	RDE Tom Finin
C Buzz Nutter	RDT Don Joyce
RG Alex Sandusky	LLB Bill Pellington
RT Jack Little	MLB Joe Campanella
SE Dan Edwards	RLB Doug Eggers
RB Zolle Toth	LCB Carl Taseff
QB Gary Kerkorian	RCB Don Shula
RB Buddy Young	LS Tom Keane
RB Royce Womble	RS Bert Rechichar

SCORE BY PERIODS	1	2	3	4	TOTAL
COLTS	33	55	26	17	131
OPPONENTS	62	65	73	79	279

SCORING	TDR	TDP	TDRt	PAT	FG	S	TP
Kerkorian	1		11-12	5-10			32
Young	2	3					30
Rechichar				1-1	6-13		19
Womble	3						18
Edwards	1						6
Robinson			1				6
Taliaferro	1						6
Taseff	1						6
Toth	1						6
Finin							1
COLTS	4	9	1	12-13	11-23	1	131
OPPONENTS	21	12	3	36-36	9-19	2	279

PUNTING	NO.	YDS.	AVG.	LG	BLK.
Davidson	72	2680	37.2	55	1
COLTS	72	2680	37.2	55	1
OPPONENTS	57	2266	39.8	63	0

PUNT RETURNS	NO.	YDS.	AVG.	LG	TD
Young	14	80	4.3	16	0
Taseff	8	52	6.5	13	0
Rechichar	6	22	3.7	9	0
Taliaferro	5	34	6.8	18	0
COLTS	33	168	5.1	18	0
OPPONENTS	45	150	3.3	39	0

PASSING	ATT.	COMP.	YDS.	PCT.	AVG./ATT.	TD	TD%	INT.	INT%	LG	RATING
Kerkorian	217	117	1515	53.9	6.98	9	4.2	12	5.5	78t	66.9
Davidson	64	28	309	43.8	4.83	0	0.0	5	7.8	29t	26.1
Enke	28	17	171	60.7	6.11	0	0.0	3	10.7	42t	38.5
Taliaferro	2	0	0	0.0	0.00	0	0.0	1	50.0	0t	0.0
Keane	1	1	0	100.0	0.00	0	0.0	0	0.0	0t	79.2
Toth	1	0	0	0.0	0.00	0	0.0	1	100.0	0t	0.0
COLTS	313	163	1995	52.1	5.09	9	2.9	22	7.0	78t	52.3
OPPONENTS	330	178	2503	53.9	7.58	12	3.6	20	6.1	80t	65.5

ADMINISTRATION
STAFF
FOOTBALL OPERATIONS
FOOTBALL STAFF
PLAYERS
2011 SEASON IN REVIEW
COLTS HISTORY
RECORDS
COLTS IN THE COMMUNITY



1955

RECORD: 5-6-1 COACH: WEEB EWBANK

FOURTH – WESTERN CONFERENCE

HOME: 4-1-1 CONF: 5-4-1
 AWAY: 1-5 NCONF: 0-2

DATE	RESULTS	OPPONENT	ATTENDANCE
9/25	W 23-17	CHICAGO	36,167
10/1	W 28-13	DETROIT	40,030
10/8	W 24-20	Green Bay @ Milw.	40,199
10/16	L 10-38	@ Chicago	40,184
10/23	L 13-14	WASHINGTON	34,411
10/29	W 14-10	GREEN BAY	51,587
11/5	L 14-24	@ Detroit	53,874
11/13	L 7-17	@ New York Giants	33,982
11/20	T 17-17	LOS ANGELES RAMS	41,146
11/27	W 26-14	SAN FRANCISCO	33,485
12/4	L 14-20	@ Los Angeles Rams	37,024
12/11	L 24-35	@ San Francisco	35,371

TOTAL STATISTICS	COLTS	OPP
TOTAL FIRST DOWNS		
Rushing	206	234
Passing	93	120
Penalty	92	98
Penalty	21	16
TOTAL NET YARDS		
Avg. Per Game	288.3	343.5
NET YARDS RUSHING		
Avg. Per Game	152.8	169.6
Total Rushes	456	448
NET YARDS PASSING		
Avg. Per Game	163.1	208.7
Total Passes	135.9	173.9
Tackled/Yards Lost	-164	-201
Gross Yards	1795	2288
Att./Completions	266/134	320/158
Completion Pct.	50.4	49.4
Had Interception	22	19
PUNTS/AVERAGE		
PENALTIES/YARDS	55/39.3	56/39.9
FUMBLES/BALL LOST	59/565	69/681
TOUCHDOWNS	18/8	24/14
Rushing	26	30
Passing	15	18
Defense/Kicking	11	12
Defense/Kicking	0/0	0/0

SCORE BY PERIODS	1	2	3	4	TOTAL
COLTS	54	44	57	59	214
OPPONENTS	36	72	69	62	239

SCORING	TDR	TDP	TDRT	PAT	FG	S	TP
Rechichar			25-26	10-24			55
Ameche	9						54
Mutscheller		7					42
Colteryahn		3					18
Shaw	3						18
Young, B.	1	1					12
Kerkorian	1			1-2			9
Dupre	1						6
COLTS	15	11	25-26	11-26			214
OPPONENTS	18	12	29-30	10-14			239

RUSHING	NO.	YDS.	AVG.	LG	TD
Ameche	213	961	4.5	79f	9
Dupre	88	338	3.8	60	1
Shaw	68	301	4.4	37	3
Young, B.	32	87	2.7	25	1
Young, D.	17	39	2.3	10	0
Shields	10	34	3.4	14	0
Hugasian	12	34	2.8	15	0
Kerkorian	6	20	3.7	12	1
Berry	4	13	3.3	5	0
Renfro	2	4	2.0	8	0
Womble	4	2	0.5	4	0
COLTS	456	1833	4.0	79f	15
OPPONENTS	448	2035	4.5	81f	18

RECEIVING	NO.	YDS.	AVG.	LG	TD
Mutscheller	33	518	15.7	48	7
Ameche	27	141	5.2	18	0
Colteryahn	21	251	12.0	22	3
Young, B.	19	426	22.4	82t	1
Berry	13	205	15.8	45	0
Dupre	10	153	15.3	30	0
Hugasian	3	32	10.7	13	0
Shields	3	27	9.0	19	0
Young, D.	2	15	7.5	11	0
Womble	1	14	14.0	14	0
Pellington	1	10	10.0	10	0
Taseff	1	3	3.0	3	0
COLTS	134	1795	13.4	82t	11
OPPONENTS	158	2288	14.5	80	12

INTERCEPTIONS	NO.	YDS.	AVG.	LG	TD
Rechichar	6	109	18.2	40	0
Shula	5	64	12.8	31	0
Campanella	2	35	17.5	23	0
Pellington	2	17	8.5	12	0
Thomas	1	23	23.0	23	0
Patera	1	8	8.0	8	0
Bryan	1	4	4.0	4	0
Taseff	1	0	0.0	0	0
COLTS	19	260	13.7	40	0
OPPONENTS	22	269	12.2	39	0

PUNTING	NO.	YDS.	AVG.	LG	BLK.
Brethauer	55	2161	39.3	56	0
COLTS	55	2161	39.3	56	0
OPPONENTS	56	2234	39.9	63	0

PUNT RETURNS	NO.	YDS.	AVG.	LG	TD
Rechichar	30	121	4.0	24	0
Taseff	14	46	3.3	20	0
Pellington	1	6	6.0	6	0
Young, D.	1	3	3.0	3	0
Patera	1	2	2.0	2	0
Young, B.	1	0	0.0	0	0
COLTS	48	178	3.7	24	0
OPPONENTS	37	71	1.9	11	0

KICKOFF RETURNS	NO.	YDS.	AVG.	LG	TD
Rechichar	9	235	26.1	59	0
Young, B.	9	222	24.7	43	0
Taseff	7	162	23.1	38	0
White	4	142	35.5	54	0
Ameche	4	60	15.0	19	0
Young, D.	2	37	18.5	22	0
Pellington	2	36	18.0	19	0
Berry	2	27	13.5	16	0
Renfro	1	20	20.0	20	0
COLTS	40	941	23.5	59	0
OPPONENTS	36	724	20.1	57	0

USUAL STARTERS PRO BOWLERS IN BOLDFACE

OFFENSE	DEFENSE
WR Lloyd Colteryahn	LDE Gino Marchetti
LT George Radosevich	RDT Art Donovan
LG Art Spinney	LLB Tom Finin
C Dick Szymanski	RDE Don Joyce
RG Alex Sandusky	LLB Bill Pellington
RT George Preas	MLB Joe Campanella
TE Jim Mutscheller	RLB Doug Eggers
RB Buddy Young	RCB Don Shula
QB George Shaw	LCB Bert Rechichar
RB Alan Ameche	LS Carl Taseff
RB L. G. Dupre	RS Jesse Thomas

PASSING	ATT.	COMP.	YDS.	PCT.	AVG./ATT.	TD	TD%	INT.	INT%	LG	RATING
Shaw	237	119	1586	50.2	6.69	10	4.2	19	8.0	82t	52.5
Kerkorian	29	15	209	51.7	7.21	1	3.5	3	10.3	48t	47.1
COLTS	266	134	1795	50.4	6.75	11	4.1	22	8.3	82t	51.5
OPPONENTS	320	158	2288	49.4	7.15	12	3.8	19	5.9	80t	60.8

ADMINISTRATION
 COACHING STAFF
 FOOTBALL OPERATIONS
 FOOTBALL STAFF
 PLAYERS
 2011 SEASON IN REVIEW
 COLTS HISTORY
 RECORDS
 COLTS IN THE COMMUNITY



1 9 5 6

RECORD: 5-7 COACH: WEEB EW BANK

FOURTH – WESTERN CONFERENCE

HOME: 4-2 CONF: 3-7
 AWAY: 1-5 NCONF: 2-0

ADMINISTRATION

COACHING STAFF

FOOTBALL OPERATIONS

FOOTBALL STAFF

PLAYERS

2011 SEASON IN REVIEW

COLTS HISTORY

RECORDS

COLTS IN THE COMMUNITY

DATE	RESULTS	OPPONENT	ATTENDANCE
9/30	W 28-21	CHICAGO	45,221
10/6	L 14-31	DETROIT	42,622
10/14	L 33-38	Green Bay @ Milw.	24,214
10/21	L 27-58	@ Chicago	48,364
10/28	W 28-21	GREEN BAY	40,086
11/11	W 21-7	@ Cleveland	42,404
11/18	L 3-27	@ Detroit	55,788
11/25	W 56-21	LOS ANGELES RAMS	40,321
12/2	L 17-20	SAN FRANCISCO	37,227
12/9	L 7-31	@ Los Angeles Rams	51,037
12/16	L 17-30	@ San Francisco	43,791
12/23	W 19-17	WASHINGTON	32,944

RUSHING	NO.	YDS.	AVG.	LG	TD
Ameche	178	858	4.8	43	8
Moore	86	649	7.5	79t	8
Vessels	44	215	4.9	31	2
Dupre	49	182	3.7	21	2
Unitas	28	155	5.5	34	1
Womble	20	72	3.6	12	0
Shaw	20	63	3.2	19	0
Young, D.	5	7	1.4	3	0
Taseff	1	2	2.0	2	0
Rechichar	1	1	1.0	1	0
COLTS	432	2204	5.1	79t	21
OPPONENTS	447	1916	4.3	33	16

KICKOFF RETURNS	NO.	YDS.	AVG.	LG	TD
Vessels	16	379	23.7	42	0
Moore	10	129	12.9	21	0
Taseff	9	206	22.9	34	0
Dupre	7	148	21.1	35	0
Nyers	3	69	23.0	35	0
Young, D.	3	40	13.3	18	0
Ameche	2	38	19.0	25	0
Sandusky	1	24	24.0	24	0
Spinney	1	10	10.0	10	0
Pellington	1	0	0.0	0	0
Shula	1	0	0.0	0	0
COLTS	54	1043	19.3	42	0
OPPONENTS	43	1015	23.6	103t	1

TEAM STATISTICS	COLTS	OPP
TOTAL FIRST DOWNS	216	238
Rushing	106	109
Passing	99	115
Penalty	11	14
TOTAL NET YARDS	4125	4176
Avg. Per Game	343.8	348.0
NET YARDS RUSHING	2204	1916
Avg. Per Game	183.7	159.7
Total Rushes	432	447
NET YARDS PASSING	1921	2260
Avg. Per Game	160.1	188.3
Tackled/Yards Lost	-289	-203
Gross Yards	2210	2463
Att./Completions	279/158	297/165
Completion Pct.	56.6	55.6
Had Intercepted	18	13
PUNTS/AVERAGE	58/38.4	56/44.4
PENALTIES/YARDS	53/507	62/486
FUMBLES/BALL LOST	18/14	23/15
TOUCHDOWNS	38	43
Rushing	21	16
Passing	14	22
Defense/Kicking	1/2	3/2

RECEIVING	NO.	YDS.	AVG.	LG	TD
Mutscheller	44	715	16.3	53t	6
Berry	37	601	16.2	54	2
Ameche	26	189	7.3	22	0
Dupre	16	216	13.5	49t	2
Vessels	11	177	16.1	30	1
Moore	11	102	9.3	27	1
Womble	9	180	20.0	43t	2
Colterjahn	3	29	9.7	16	0
Unitas	1	1	1.0	1	0
COLTS	158	2210	14.0	54	14
OPPONENTS	165	2463	14.9	77t	22

USUAL STARTERS PRO BOWLERS IN BOLDFACE

OFFENSE	DEFENSE
WR Raymond Berry	LDE Gino Marchetti
LT Ken Jackson	LDT Art Donovan
LG Art Spinney	ROT Tom Finin
C Buzz Nutter	RDE Don Joyce
RG Alex Sandusky	LLB Bill Pellington
RT George Preas	MLB Joe Campanella
TE Jim Mutscheller	RLB Doug Eggers
QB Lenny Moore	LCB Bert Rechichar
RB John Unitas	RCB Don Shula
RB Alan Ameche	LS Carl Taseff
RB L. G. Dupre	RS Jesse Thomas

INTERCEPTIONS	NO.	YDS.	AVG.	LG	TD
Rechichar	4	63	15.8	42	0
Thomas	2	36	18.0	23	0
Taseff	2	13	6.5	8	0
Paterra	2	10	5.0	10	0
Eggers	1	6	6.0	6	0
Pellington	1	4	4.0	4	0
Shula	1	2	2.0	2	0
COLTS	13	134	10.3	42	0
OPPONENTS	18	275	15.3	59t	2

PUNTING	NO.	YDS.	AVG.	LG	BLK.
Rechichar	33	1276	38.7	56	0
Dupre	25	953	38.1	54	0
COLTS	58	2229	38.4	56	0
OPPONENTS	56	2489	44.4	70	0

PUNT RETURNS	NO.	YDS.	AVG.	LG	TD
Taseff	27	233	8.6	90t	1
Moore	8	38	4.8	15	0
Rechichar	5	10	2.0	7	0
Nyers	2	16	8.0	16	0
COLTS	42	297	7.1	90t	1
OPPONENTS	39	153	3.9	67t	2

PASSING	ATT.	COMP.	YDS.	PCT.	AVG./ATT.	TD	TD%	INT.	INT%	LG	RATING
Unitas	198	110	1498	55.6	7.57	9	4.6	10	5.1	54t	74.0
Shaw	75	45	645	60.0	8.60	3	4.0	7	9.3	49t	62.4
Moore	4	1	8	25.0	2.00	1	25.0	1	25.0	8t	39.6
Kerkorian	2	2	59	100.0	29.50	1	0.0	0	0.0	40t	158.3
COLTS	279	158	2210	56.6	7.92	14	5.0	18	6.5	54t	72.1
OPPONENTS	297	165	2463	55.6	8.29	22	7.4	13	4.4	77t	89.3



1957

RECORD: 7-5 COACH: WEEB EWANK

THIRD – WESTERN CONFERENCE

HOME: 4-2 CONF: 6-4
AWAY: 3-3 NCONF: 1-1

DATE	RESULTS	OPPONENT	ATTENDANCE
9/29	W 34-14	DETROIT	40,112
10/5	W 20-10	CHICAGO	46,558
10/13	W 45-17	Green Bay @ Milw.	26,322
10/20	L 27-31	@ Detroit	55,764
10/27	L 21-24	GREEN BAY	48,510
11/3	L 13-19	PITTSBURGH	42,575
11/10	W 21-17	@ Washington	33,149
11/17	W 29-14	@ Chicago	47,168
11/24	W 27-21	SAN FRANCISCO	50,073
12/1	W 31-14	LOS ANGELES RAMS	52,060
12/8	L 13-17	@ San Francisco	59,950
12/15	L 21-37	@ Los Angeles Rams	52,560

RUSHING	NO.	YDS.	AVG.	LG	TD
Ameche	144	493	3.4	49	5
Moore	98	488	5.0	55t	3
Dupre	101	375	3.7	22	2
Unitas	42	171	4.1	24	1
Call	33	145	4.4	24	0
Shaw	5	30	6.0	11	1
Pricer	2	18	9.0	14	0
Womble	7	18	2.6	7	0
Myhra	1	1	1.0	1	0
Nyers	1	4	4.0	4	0
COLTS	434	1735	4.0	55t	12
OPPONENTS	375	1174	3.1	57	10

KICKOFF RETURNS	NO.	YDS.	AVG.	LG	TD
Nyers	17	350	20.6	46	0
Call	14	329	23.5	45	0
Davidson	5	79	15.8	21	0
Pricer	2	40	20.0	23	0
Owens	1	23	23.0	23	0
Myhra	1	19	19.0	19	0
Moore, H.	1	16	16.0	16	0
Rechichar	1	0	0.0	0	0
Moore, L.	0	92	0.0	92t	1
COLTS	42	948	22.6	92t	1
OPPONENTS	49	1120	22.9	64	0

TEAM STATISTICS	COLTS	OPP
TOTAL FIRST DOWNS	222	204
Rushing	91	69
Passing	117	118
Penalty	14	17
TOTAL NET YARDS	4123	3406
Avg. Per Game	343.6	283.8
NET YARDS RUSHING	1735	1174
Avg. Per Game	144.6	97.8
Total Rushes	434	375
NET YARDS PASSING	2388	2232
Avg. Per Game	199.0	186.0
Tackled/Yards Lost	-220	-316
Gross Yards	2608	2548
Att./Completions	314/177	342/175
Completion Pct.	56.4	51.2
Had Intercepted	19	28
PUNTS/AVERAGE	55/34.5	56/42.5
PENALTIES/YARDS	67/712	60/546
FUMBLES/BALL LOST	22/12	29/12
TOUCHDOWNS	41	29
Rushing	12	10
Passing	25	19
Defense/Kicking	3/1	0/0

RECEIVING	NO.	YDS.	AVG.	LG	TD
Berry	47	800	17.0	67t	6
Moore	40	687	17.2	82t	7
Mutscheller	32	558	17.4	66t	8
Dupre	32	339	10.6	43	2
Ameche	15	137	9.1	40	2
Womble	7	69	9.9	37	0
Call	4	18	4.5	8	0
COLTS	177	2608	14.7	82t	25
OPPONENTS	175	2548	14.6	75t	19

OFFENSE	DEFENSE
WR Raymond Berry	LDE Gino Marchetti
LT Jim Parker	LDT Art Donovan
LG Art Spinney	RDT Gene Lipscomb
C Buzz Nutter	LB Don Joyce
RG Alex Sandusky	LLB Don Shinnick
RT George Preas	MLB Jack Patera
TE Jim Mutscheller	RLB Doug Eggers
RB Lenny Moore	LCB Carl Taseff
QB John Unitas	RCB Mitt Taseff
RB Alan Ameche	LS Alan Nelson
RB L.G. Dupre	RS Bert Rechichar

SCORE BY PERIODS	1	2	3	4	TOTAL
COLTS	82	65	70	86	303
OPPONENTS	34	75	28	98	235

PUNTING	NO.	YDS.	AVG.	LG	BLK.
Davidson	47	1664	35.4	56	0
Rechichar	5	157	31.4	51	0
Dupre	3	75	25.0	38	0
COLTS	55	1896	34.5	56	0
OPPONENTS	56	2380	42.5	76	0

PUNT RETURNS	NO.	YDS.	AVG.	LG	TD
Rechichar	22	71	3.2	22	0
Taseff	7	60	8.6	49	0
Moore	2	0	0.0	0	0
Shinnick	1	2	2.0	2	0
Davis	1	0	0.0	0	0
COLTS	33	133	4.0	49	0
OPPONENTS	34	109	3.2	28	0

PASSING	ATT.	COMP.	YDS.	PCT.	AVG./ATT.	TD	TD%	INT.	INT%	LG	RATING
Unitas	301	172	2550	57.1	8.47	24	8.0	17	5.7	82t	88.0
Shaw	9	5	58	55.6	6.44	1	11.1	1	11.1	17t	72.7
Davidson	2	0	0	0.0	0.00	0	0.0	1	0.0	0t	0.0
Moore	2	0	0	0.0	0.00	0	0.0	0	0.0	0t	39.6
COLTS	314	177	2608	56.4	8.31	25	8.0	19	6.1	82t	85.0
OPPONENTS	342	175	2548	51.2	7.45	19	5.6	28	8.2	75t	60.2

ADMINISTRATION
COACHING STAFF
FOOTBALL OPERATIONS
FOOTBALL STAFF
PLAYERS
2011 SEASON IN REVIEW
COLTS HISTORY
RECORDS
COLTS IN THE COMMUNITY



1958

WORLD CHAMPIONS

RECORD: 9-3 COACH: WEEB EWBank

FIRST – WESTERN CONFERENCE

HOME: 6-0 CONF: 8-2
AWAY: 3-3 NCONF: 1-1

ADMINISTRATION

COACHING STAFF

FOOTBALL OPERATIONS

FOOTBALL STAFF

PLAYERS

2011 SEASON IN REVIEW

COLTS HISTORY

RECORDS

COLTS IN THE COMMUNITY

DATE	RESULTS	OPPONENT	ATTENDANCE
9/28	W 28-15	DETROIT	48,377
10/4	W 51-38	CHICAGO	52,622
10/12	W 24-17	Green Bay @ Mlv.	24,553
10/19	W 40-14	@ Detroit	55,190
10/26	W 35-10	WASHINGTON	54,403
11/2	W 56-0	GREEN BAY	51,333
11/9	L 21-24	@ New York Giants	71,164
11/16	W 17-0	@ Chicago	48,664
11/23	W 34-7	LOS ANGELES RAMS	57,557
11/30	W 35-27	SAN FRANCISCO	57,557
12/6	L 28-30	@ Los Angeles Rams	100,202
12/14	L 12-21	@ San Francisco	53,334
12/28	W 23-17OT	@ New York Giants	64,185

TEAM STATISTICS	COLTS	OPP
TOTAL FIRST DOWNS	253	188
Rushing	117	70
Passing	120	106
Penalty	16	12
TOTAL NET YARDS	4539	3284
Avg. Per Game	378.3	273.7
NET YARDS RUSHING	2127	1291
Avg. Per Game	177.3	107.6
Total Rushes	456	331
NET YARDS PASSING	2412	1993
Avg. Per Game	201.0	166.1
Tackled/Yards Lost	-125	-255
Gross Yards	2537	2248
Att./Completions	354/178	363/168
Completion Pct.	50.3	46.3
Had Intercepted	11	35
PUNTS/AVERAGE	62/37.3	62/44.1
PENALTIES/YARDS	55/518	60/555
FUMBLE/BALL LOST	26/11	31/17
TOUCHDOWNS	53	27
Rushing	24	13
Passing	26	9
Defense/Kicking	1/2	3/2

SCORE BY PERIODS	1	2	3	4	TOTAL
COLTS	92	93	63	133	381
OPPONENTS	41	66	65	31	203

SCORING	TDR	TDP	TDRT	PAT	FG	S	TP
Moore	7	7					84
Myhra				48-51	4-10		60
Ameche	8	1					54
Berry	9						54
Mutscheller	7						42
Lyles	1	1	2				24
Dupre	3						18
Unitas	3						18
Rechichar		1			1-4		9
Nelson			1				6
Pricer	1						6
Shaw	1			0-1			6
COLTS	24	26	3	48-52	5-14		381
OPPONENTS	13	9	5	23-27	6-17		203

RUSHING	NO.	YDS.	AVG.	LG	TD
Ameche	171	791	4.6	28	8
Moore	82	598	7.3	73	7
Dupre	95	390	4.1	39	3
Call	37	154	4.2	35	0
Unitas	33	139	4.2	28	3
Lyles	22	41	1.7	27	1
Pricer	10	26	2.6	4	1
Shaw	5	3	0.6	3	1
Brown	1	9	9.0	9	0
COLTS	456	2127	4.7	73	24
OPPONENTS	331	1291	3.9	28	13

RECEIVING	NO.	YDS.	AVG.	LG	TD
Berry	56	794	14.2	54	9
Moore	50	938	18.8	77	7
Mutscheller	28	504	18.0	54	7
Dupre	13	111	8.5	22	0
Ameche	13	81	6.2	18	1
Lyles	5	24	4.8	11	1
Rechichar	4	34	8.5	12	1
Call	4	28	7.0	12	0
Pricer	3	14	4.7	6	0
DeCarlo	1	10	10.0	10	0
Pellington	1	-1	-1.0	-1	0
COLTS	178	2537	14.3	77	26
OPPONENTS	168	2248	13.4	69	9

INTERCEPTIONS	NO.	YDS.	AVG.	LG	TD
Nelson	8	199	21.9	69	1
Brown	8	149	6.6	30	0
Taseff	7	52	5.8	17	0
Pellington	4	44	15.5	21	0
Davis	4	40	16.0	28	0
Shinnick	3	23	14.0	16	0
Sanford	1	-7	-7.0	-7	0
COLTS	35	514	14.7	69	1
OPPONENTS	11	169	15.4	44	3

PUNTING	NO.	YDS.	AVG.	LG	BLK.
Brown	41	1635	39.9	60	0
Horn	19	617	32.5	48	0
Stone	1	28	28.0	28	0
Dupre	1	-4	-4.0	-4	0
COLTS	62	2276	36.7	60	0
OPPONENTS	62	2736	44.1	60	0

PUNT RETURNS	NO.	YDS.	AVG.	LG	TD
Taseff	29	196	6.8	33	0
Rechichar	7	29	4.1	11	0
Moore	2	11	5.5	11	0
Simpson	1	1	1.0	1	0
COLTS	39	237	6.1	33	0
OPPONENTS	40	176	4.4	71	1

KICKOFF RETURNS	NO.	YDS.	AVG.	LG	TD
Lyles	11	398	36.2	103	2
Pricer	9	168	18.7	28	0
Moore	4	91	22.8	25	0
Simpson	3	59	19.7	24	0
Rechichar	3	50	16.7	22	0
Call	2	48	24.0	26	0
Taseff	1	50	50.0	50	0
DeCarlo	1	0	0.0	0	0
COLTS	34	864	25.4	103	2
OPPONENTS	43	1241	28.9	99	1

USUAL STARTERS PRO BOWLERS IN BOLDFACE

OFFENSE	DEFENSE
WR Raymond Berry	LDE Gino Marchetti
LT Jim Parker	LDT Art Donovan
LG Art Spinney	RDT Gene Lipscomb
C Buzz Nutter	RDE Don Joyce
RG Alex Sandusky	LLB Leo Sanford
RT George Preas	MLB Bill Pellington
TE Jim Mutscheller	RLB Don Shinnick
WR Lenny Moore	LCB Carl Taseff
QB John Unitas	RCB Mitt Davis
RB Alan Ameche	LS Andy Nelson
RB L.G. Dupre	RS Ray Brown

PASSING	ATT.	COMP.	YDS.	PCT.	AVG./ATT.	TD	TD%	INT%	LG	RATING	
Unitas	263	136	2007	51.7	7.63	19	7.2	7	2.7	77	90.0
Shaw	89	41	531	46.1	5.97	7	7.9	4	4.5	57	72.8
Brown	2	1	-1	50.0	-0.50	0	0.0	0.0	-1	-1	56.3
COLTS	354	178	2537	50.3	7.17	26	7.3	11	3.1	77	85.4
OPPONENTS	363	168	2248	46.3	6.19	9	2.5	35	9.6	69	35.1



1959

WORLD CHAMPIONS

RECORD: 9-3 COACH: WEEB EWBank

FIRST – WESTERN CONFERENCE

HOME: 4-2 CONF: 9-1
AWAY: 5-1 NCONF: 0-2

DATE	RESULTS	OPPONENT	ATTENDANCE
9/27	W 21-9	DETROIT	55,588
10/3	L 21-26	CHICAGO	57,557
10/11	W 31-24	@ Detroit	54,197
10/18	W 21-7	Chicago	48,430
10/25	W 38-21	GREEN BAY	57,557
11/1	L 31-38	CLEVELAND	57,557
11/8	L 24-27	@ Washington	32,773
11/15	W 28-24	Green Bay @ Mtw.	25,521
11/22	W 45-14	SAN FRANCISCO	57,557
11/29	W 35-21	LOS ANGELES RAMS	57,557
12/5	W 34-14	@ San Francisco	59,075
12/12	W 45-26	@ Los Angeles Rams	65,528
12/27	W 31-16	NEW YORK GIANTS	57,545

TEAM STATISTICS

	COLTS	OPP
TOTAL FIRST DOWNS	267	195
Rushing	95	65
Passing	148	118
Penalty	24	12
TOTAL NET YARDS	4458	3899
Avg. Per Game	371.5	324.9
NET YARDS RUSHING	1705	1557
Avg. Per Game	142.1	129.7
Total Rushes	435	325
NET YARDS PASSING	2753	2342
Avg. Per Game	229.4	195.2
Tackled/Yards Lost	-185	-155
Gross Yards	2938	2497
Att./Completions	375/196	351/171
Completion Pct.	52.3	48.7
Had Intercepted	14	40
PUNTS/AVERAGE	53/41.9	50/44.7
PENALTIES/YARDS	56/634	65/610
FUMBLE/BALL LOST	22/9	18/9
TOUCHDOWNS	51	31
Rushing	13	16
Passing	33	13
Defense/Kicking	4/1	2/0

SCORE BY PERIODS

	1	2	3	4	TOTAL
COLTS	55	94	83	142	374
OPPONENTS	31	90	85	45	251

SCORING

	TDR	TDP	TDRT	PAT	FG	S	TP
Berry		14					84
Myhra				50-51	6-17		68
Ameche	7	1					48
Moore	2	6					48
Mutscheller		8					48
Richardson		3					18
Sommer	2						12
Unitas	2						12
Davis			1				6
Dupre		1					6
Nelson			1				6
Pellington			1				6
Szymanski			1				6
Taseff			1				6
Rechichar					0-1		0
COLTS	13	33	5	50-51	6-18		374
OPPONENTS	16	13	2	29-31	12-22		251

RUSHING	NO.	YDS.	AVG.	LG	TD
Ameche	178	679	3.8	26	7
Moore	92	422	4.6	31t	2
Sommer	61	227	3.7	53t	2
Unitas	29	145	5.0	21	2
Pricer	34	128	3.8	16	0
Dupre	23	54	2.4	21	0
Hawkins	12	44	3.7	11	0
Brown	2	4	2.0	3	0
Lewis	4	2	0.5	2	0
COLTS	435	1705	3.9	53t	13
OPPONENTS	325	1557	4.8	70t	16

RECEIVING	NO.	YDS.	AVG.	LG	TD
Berry	66	959	14.5	55t	14
Moore	47	846	18.0	71	6
Mutscheller	44	699	15.9	40t	8
Sommer	13	129	9.9	30	1
Richardson	7	111	15.7	56	3
Dupre	6	47	7.8	18	1
Lewis	3	54	18.0	25	0
Pricer	2	3	1.5	4	0
Sherer	1	9	9.0	9	0
COLTS	196	2938	15.0	71	33
OPPONENTS	171	2497	14.6	81t	13

INTERCEPTIONS	NO.	YDS.	AVG.	LG	TD
Davis	7	119	17.0	57t	1
Shinnick	7	70	10.0	23	0
Nelson	6	33	5.5	33t	1
Brown	5	89	17.8	44	0
Szymanski	5	24	4.8	15t	1
Pellington	4	99	24.8	30t	1
Taseff	2	60	30.0	33	0
Lipscomb	1	49	49.0	49	0
Matuszak	1	23	23.0	23	0
Sample	1	10	10.0	10	0
Marchetti	1	1	0.0	0	0
COLTS	40	577	14.4	57t	4
OPPONENTS	14	199	14.2	37	2

PUNTING	NO.	YDS.	AVG.	LG	BLK.
Sherer	51	2132	41.8	60	0
Brown	2	89	44.5	55	0
COLTS	53	2221	41.9	60	0
OPPONENTS	50	2236	44.7	60	0

PUNT RETURNS	NO.	YDS.	AVG.	LG	TD
Sample	22	129	5.8	25	0
Taseff	15	104	6.9	25	0
Shinnick	1	0	0.0	0	0
COLTS	38	233	6.1	25	0
OPPONENTS	33	120	3.6	30	0

KICKOFF RETURNS	NO.	YDS.	AVG.	LG	TD
Sample	17	457	26.9	80	0
Sommer	8	166	20.8	25	0
Pricer	6	66	11.0	25	0
Rechichar	2	39	19.5	27	0
Lewis	2	31	15.5	23	0
Hawkins	1	21	21.0	21	0
Plunkett	1	12	12.0	12	0
Davis	1	0	0.0	0	0
COLTS	38	792	20.8	80	0
OPPONENTS	46	950	20.7	42	0

**USUAL STARTERS
PRO BOWLERS IN BOLDFACE**

OFFENSE	DEFENSE
WR Raymond Berry	LDE Gino Marchetti
LT Jim Parker	LDT Art Donovan
LG Art Spinney	RDT Gene Lipscomb
C Buzz Nutter	RDE Don Joyce
RG Alex Sandusky	LLB Bill Pellington
RT George Preas	MLB Dick Szymanski
TE Jim Mutscheller	RLB Don Shinnick
WR Lenny Moore	LCB Carl Taseff
QB John Unitas	RCB Mitt Davis
RB Alan Ameche	LS Andy Nelson
RB Mike Sommer	RS John Sample

PASSING	ATT.	COMP.	YDS.	PCT.	AVG./ATT.	TD	TD%	INT.	INT%	LG	RATING
Unitas	367	193	2899	52.6	7.90	32	8.7	14	3.8	71t	92.0
Brown	4	1	14	25.0	3.50	0	0.0	0	0.0	14t	41.7
Moore	3	2	25	66.7	8.33	1	33.3	0	0.0	13t	132.0
Dupre	1	0	0	0.0	0.00	0	0.0	0	0.0	0t	39.6
COLTS	375	196	2938	52.3	7.83	33	8.8	14	3.7	71t	92.1
OPPONENTS	351	171	2497	48.7	7.11	13	3.7	40	11.1	81t	45.1

ADMINISTRATION
 COACHING STAFF
 FOOTBALL OPERATIONS
 FOOTBALL STAFF
 PLAYERS
 2011 SEASON IN REVIEW
 COLTS HISTORY
 RECORDS
 COLTS IN THE COMMUNITY



1 9 6 0

RECORD: 6-6 COACH: WEEB EWBank

FOURTH – WESTERN CONFERENCE

HOME: 4-2 CONF: 5-6
AWAY: 2-4 NCONF: 1-0

ADMINISTRATION

COACHING STAFF

FOOTBALL OPERATIONS

FOOTBALL STAFF

PLAYERS

2011 SEASON IN REVIEW

COLTS HISTORY

RECORDS

COLTS IN THE COMMUNITY

DATE	RESULTS	OPPONENT	ATTENDANCE
9/25	W 20-0	WASHINGTON	53,818
10/2	W 42-7	CHICAGO	57,808
10/9	L 21-35	@ Green Bay	32,150
10/16	W 31-17	LOS ANGELES RAMS	57,808
10/23	L 17-30	@ Detroit	53,854
10/30	W 45-7	@ Dallas	25,500
11/6	W 38-24	GREEN BAY	57,808
11/13	W 24-20	@ Chicago	48,713
11/27	L 22-30	SAN FRANCISCO	57,808
12/4	L 15-20	DETROIT	57,808
12/11	L 3-10	@ Los Angeles Rams	75,461
12/18	L 10-34	@ San Francisco	57,269

RUSHING	NO.	YDS.	AVG.	LG	TD
Moore	91	374	4.1	57	4
Hawkins	76	267	3.5	17	2
Ameche	80	263	3.3	16	0
Unitas	36	195	5.4	27	3
Pricer	46	131	2.9	11	1
Brown	2	25	12.5	23	0
Welch	5	23	4.6	7	0
Sample	1	7	7.0	7	0
Taseff	4	3	0.8	4	0
Kovac	4	1	0.3	5	0
COLTS	345	1289	3.7	57	10
OPPONENTS	379	1591	4.2	66	17

KICKOFF RETURNS	NO.	YDS.	AVG.	LG	TD
Sample	18	519	28.8	94	1
Taseff	14	291	20.8	30	0
Pricer	6	88	14.7	17	0
Welch	4	80	20.0	28	0
Pellington	2	11	5.5	9	0
Moore	1	23	23.0	23	0
Sommer	1	10	10.0	10	0
Kovac	1	8	8.0	8	0
COLTS	47	1030	21.9	94	1
OPPONENTS	44	1253	28.5	97	1

TEAM STATISTICS	COLTS	OPP
TOTAL FIRST DOWNS	227	195
Rushing	64	86
Passing	143	98
Penalty	20	11
TOTAL NET YARDS	4245	3317
Avg. Per Game	353.8	276.4
NET YARDS RUSHING	1289	1591
Avg. Per Game	107.4	132.6
Total Rushes	345	379
NET YARDS PASSING	2956	1726
Avg. Per Game	246.3	143.8
Tackled/Yards Lost	-208	-342
Gross Yards	3164	2068
Att./Completions	392/1144	298/144
Completion Pct.	50.0	48.3
Had Intercepted	24	30
PUNTS/AVERAGE	52/38.5	54/46.4
PENALTIES/YARDS	51/504	59/538
FUMBLES/BALL LOST	24/12	20/9
TOUCHDOWNS	37	27
Rushing	10	17
Passing	26	8
Defense/Kicking	0/1	1/1

RECEIVING	NO.	YDS.	AVG.	LG	TD
Berry	74	1298	17.5	70	10
Moore	45	936	20.8	80	9
Hawkins	25	280	11.2	49	3
Mutscheller	18	271	15.1	43	2
DeCarlo	8	116	14.5	22	0
Richardson	8	90	11.3	23	1
Pricer	8	77	9.6	21	1
Ameche	7	56	8.0	19	0
Kovac	2	27	13.5	25	0
Taseff	1	13	13.0	13	0
COLTS	196	3164	16.1	80	26
OPPONENTS	144	2068	14.4	65	8

USUAL STARTERS

PRO BOWLERS IN BOLDFACE

OFFENSE	DEFENSE
WR Raymond Berry	LDE Gino Marchetti
LT Jim Parker	LDT Art Donovan
LG Art Spinney	RDE Gene Lipscomb
C Buzz Nutter	RDT Orrell Braase
RG Alex Sandusky	LLB Bill Pellington
RT George Preas	MLB Dick Szymanski
TE Jim Mutscheller	RLB Don Shinnick
WR Lenny Moore	LCB Bob Boyd
QB John Unitas	RS Mitt Davis
RB Alan Ameche	LS Andy Nelson
RB Alex Hawkins	RS John Sample

INTERCEPTIONS	NO.	YDS.	AVG.	LG	TD
Boyd	7	132	18.9	74	0
Nelson	6	47	7.8	22	0
Davis	6	32	5.3	19	0
Shinnick	5	40	8.0	11	0
Sample	4	27	6.8	18	0
Szymanski	1	15	15.0	15	0
Pellington	1	4	4.0	4	0
COLTS	30	297	9.9	74	0
OPPONENTS	24	272	11.3	80	1

PUNTING	NO.	YDS.	AVG.	LG	BLK.
Brown	52	2001	38.5	55	0
COLTS	52	2001	38.5	55	0
OPPONENTS	54	2506	46.4	62	0

PUNT RETURNS	NO.	YDS.	AVG.	LG	TD
Sample	14	101	7.2	26	0
Taseff	6	25	4.2	7	0
Nelson	3	1	0.3	1	0
COLTS	23	127	5.5	26	0
OPPONENTS	15	48	3.2	10	0

PASSING	ATT.	COMP.	YDS.	PCT.	AVG./ATT.	TD	TD%	INT.	INT%	LG	RATING
Unitas	378	190	3099	50.3	8.20	25	6.6	24	6.4	80t	73.7
Brown	13	6	65	46.2	5.00	1	7.7	0	0.0	21t	87.0
Moore	1	0	0	0.0	0.00	0	0.0	0	0.0	0t	39.6
COLTS	392	196	3164	50.0	8.07	26	6.6	24	6.1	80t	74.0
OPPONENTS	298	144	2068	48.3	6.94	8	2.7	30	10.1	65t	40.6



1961

RECORD: 8-6 COACH: WEEB EW BANK

THIRD – WESTERN CONFERENCE

HOME: 5-2 CONF: 6-6

AWAY: 3-4 NCONF: 2-0

DATE	RESULTS	OPPONENT	ATTENDANCE
9/17	W 27-24	LOS ANGELES RAMS	54,259
9/24	L 15-16	DETROIT	54,259
10/1	W 34-33	MINNESOTA	54,259
10/8	L 7-45	@ Green Bay	38,669
10/15	L 10-24	@ Chicago	48,719
10/22	W 17-14	@ Detroit	53,016
10/29	L 20-21	CHICAGO	57,641
11/5	W 45-21	GREEN BAY	57,641
11/12	L 20-28	@ Minnesota	38,010
11/19	W 16-0	ST. LOUIS	56,112
11/26	W 27-6	@ Washington	41,062
12/3	W 20-17	SAN FRANCISCO	57,641
12/9	L 17-34	@ Los Angeles Rams	41,268
12/16	W 27-24	@ San Francisco	45,517

TEAM STATISTICS		COLTS	OPP
TOTAL FIRST DOWNS			
Rushing		274	232
Passing		135	110
Penalty		15	14
TOTAL NET YARDS			
Avg. Per Game		351.6	270.1
NET YARDS RUSHING			
Avg. Per Game		151.4	133.5
Total Rushes		456	418
NET YARDS PASSING			
Avg. Per Game		200.2	136.6
Tackled/Yards Lost		-215	-407
Gross Yards		3018	2320
Att./Completions		438/232	351/161
Completion Pct.		53.0	46.0
Had Intercepted		29	16
PUNTS/AVERAGE			
		42/43.0	64/41.4
PENALTIES/YARDS			
		69/589	66/547
FUMBLES/BALL LOST			
		21/13	19/8
TOUCHDOWNS			
Rushing		17	17
Passing		17	18
Defense/Kicking		0/0	1/1

SCORE BY PERIODS	1	2	3	4	TOTAL
COLTS	72	101	63	66	302
OPPONENTS	57	68	92	90	307

SCORING	TDR	TDP	TDR/T	PAT	FG	S	TP
Myhra			33-34	21-39			96
Moore	7	8					90
Hawkins	4	1					30
Orr		4					24
Perry	3	1					24
Mutscheller		2					12
Unitas	2						12
Smolinski		1					6
Welch	1						6
Marchetti						1	2
COLTS	17	17	33-34	21-39	1	302	
OPPONENTS	17	18	2	37-37	16-26	307	

RUSHING	NO.	YDS.	AVG.	LG	TD
Perry	168	675	4.0	27	3
Moore	92	648	7.0	54	7
Hawkins	86	379	4.4	39	4
Unitas	54	190	3.5	18	2
Smolinski	31	98	3.2	14	0
Welch	1	60	60.0	60	1
Matte	13	54	4.2	11	0
Sommer	6	10	1.7	9	0
Hill	1	4	4.0	4	0
McHan	4	1	0.3	7	0
COLTS	456	2119	4.6	60	17
OPPONENTS	418	1869	4.5	54	17

RECEIVING	NO.	YDS.	AVG.	LG	TD
Berry	75	873	11.6	44	0
Moore	49	728	14.9	72	8
Perry	34	322	9.5	27	1
Mutscheller	20	370	18.5	45	2
Hawkins	20	158	7.9	22	1
Orr	18	357	19.8	64	4
Smolinski	9	100	11.1	25	1
Mackey	4	66	16.5	19	0
Sommer	1	31	31.0	31	0
Matte	1	8	8.0	8	0
Szymanski	1	5	5.0	5	0
COLTS	232	3018	13.0	72	17
OPPONENTS	161	2320	14.4	84	18

INTERCEPTIONS	NO.	YDS.	AVG.	LG	TD
Glick	4	18	4.5	10	0
Harrison	3	43	14.3	27	0
Pellington	3	9	3.0	4	0
Shinnick	2	15	7.5	15	0
Boyd	2	0	0.0	0	0
Burkett	1	23	23.0	23	0
Taseff	1	15	15.0	15	0
COLTS	16	123	7.7	27	0
OPPONENTS	29	406	14.0	41	1

PUNTING	NO.	YDS.	AVG.	LG	BLK.
Gilburg	42	1804	43.0	61	0
COLTS	42	1804	43.0	61	0
OPPONENTS	64	2648	41.4	67	0

PUNT RETURNS	NO.	YDS.	AVG.	LG	TD
Boyd	18	173	9.6	46	0
Taseff	5	39	7.8	23	0
Hawkins	4	20	5.0	9	0
Nelson	4	19	4.8	12	0
Harrison	1	16	16.0	16	0
Smolinski	1	2	2.0	2	0
COLTS	33	269	8.2	46	0
OPPONENTS	18	248	13.8	72	1

KICKOFF RETURNS	NO.	YDS.	AVG.	LG	TD
Lyjes	28	672	24.0	64	0
Harrison	11	250	22.7	34	0
Welch	5	146	29.2	50	0
Smolinski	3	27	9.0	23	0
Matte	2	50	25.0	30	0
Lewis	1	14	14.0	14	0
Matuszak	1	14	14.0	14	0
Mackey	1	6	6.0	6	0
Gregory	1	3	3.0	3	0
COLTS	53	1182	22.3	64	0
OPPONENTS	57	1552	27.2	55	0

USUAL STARTERS PRO BOWLERS IN BOLDFACE

OFFENSE	DEFENSE
WR Raymond Berry	LDE Gino Marchetti
LT Jim Parker	LDT Art Donovan
LG Palmer Pyle	RDT Billy Ray Smith
C Dick Szymanski	RDE Ordel Braese
RG Alex Sandomsky	LLB Bill Pellington
RT George Preas	MLB Jack Burkett
TE Jim Mutscheller	RLB Don Shinnick
WR Lenny Moore	LCB Bob Boyd
QB John Unitas	RCB Gary Glick
RB Joe Perry	LS Andy Nelson
RB Alex Hawkins	RS Bob Harrison

PASSING	ATT.	COMP.	YDS.	PCT.	AVG./ATT.	TD	TD%	INT.	INT%	LG	RATING
Unitas	420	229	2930	54.5	7.12	16	3.8	24	5.7	72	66.1
McHan	15	3	28	20.0	1.87	1	6.7	4	26.7	17	22.2
Moore	2	0	0	0.0	0.00	0	0.0	1	50.0	0	0.0
Boyd	1	0	0	0.0	0.00	0	0.0	0	0.0	0	39.6
COLTS	438	232	3018	53.0	6.89	17	3.9	29	6.6	72	60.3
OPPONENTS	351	161	2320	46.0	6.61	18	5.1	16	4.6	84	65.9

ADMINISTRATION

COACHING STAFF

FOOTBALL OPERATIONS

FOOTBALL STAFF

PLAYERS

2011 SEASON IN REVIEW

COLTS HISTORY

RECORDS

COLTS IN THE COMMUNITY



1962

RECORD: 7-7 COACH: WEEB EW BANK

FOURTH – WESTERN CONFERENCE

HOME: 3-4 CONF: 5-7
AWAY: 4-3 NCONF: 2-0

ADMINISTRATION

COACHING STAFF

FOOTBALL OPERATIONS

FOOTBALL STAFF

PLAYERS

2011 SEASON IN REVIEW

COLTS HISTORY

RECORDS

COLTS IN THE COMMUNITY

DATE	RESULTS	OPPONENT	ATTENDANCE
9/16	W 30-27	LOS ANGELES RAMS	54,796
9/23	W 34-7	@ Minnesota	30,787
9/30	L 20-29	DETROIT	57,966
10/7	L 13-21	SAN FRANCISCO	54,158
10/14	W 38-14	@ Cleveland	80,132
10/21	L 15-35	@ Chicago	49,066
10/28	L 6-17	GREEN BAY	57,966
11/4	W 22-3	@ San Francisco	44,875
11/11	W 14-2	@ Los Angeles Rams	39,502
11/18	L 13-17	@ Green Bay	39,662
11/25	L 0-57	CHICAGO	56,164
12/2	L 14-21	@ Detroit	53,012
12/8	W 34-21	WASHINGTON	56,964
12/16	W 42-17	MINNESOTA	53,645

TEAM STATISTICS		COLTS	OPP
TOTAL FIRST DOWNS			
Rushing		251	226
Rushing		94	91
Passing		145	119
Penalty		12	16
TOTAL NET YARDS			
Avg. Per Game		333.3	294.5
NET YARDS RUSHING			
Avg. Per Game		114.4	107.4
Total Rushes		448	423
NET YARDS PASSING			
Avg. Per Game		218.9	187.1
Yards/Completion		4.8	5.1
Had Intercepted		25	23
PUNTS/AVERAGE			
PENALTIES/YARDS		58/415	67/42.7
FUMBLIES/BALL LOST		26/19	32/19
TOUCHDOWNS			
Rushing		9	17
Passing		27	19
Defense/Kicking		1/0	0/1

SCORE BY PERIODS	1	2	3	4	TOTAL
COLTS	62	60	42	129	293
OPPONENTS	55	59	64	110	288

SCORING	TDR	TDP	TDRT	PAT	FG	S	TP
Bielski	2		25-28	11-25			70
Orr	11						66
Mackey	4						24
Hawkins	4						24
Moore	2	2					24
Matte	2	1					18
Berry	3						18
Owens	2						12
Smolinski	1	1					12
Harris			6-9	1-3			9
Braase			1				6
Turner		1					6
Saul						1	2
TEAM						1	2
COLTS	9	27	1	31-37	12-28	2	293
OPPONENTS	17	19	1	35-37	9-22	2	288

RUSHING	NO.	YDS.	AVG.	LG	TD
Moore	106	470	4.4	25	2
Perry	94	359	3.8	21	0
Smolinski	85	265	3.1	11	1
Matte	74	228	3.1	29	2
Unitas	50	137	2.7	25	0
Hawkins	29	87	3.0	13	4
Turner	1	17	17.0	17	0
Orr	1	14	14.0	14	0
Boyd	2	13	6.5	15	0
Clemens	2	9	4.5	6	0
McHan	4	4	1.0	5	0
COLTS	448	1601	3.6	29	9
OPPONENTS	423	1504	3.6	45	17

RECEIVING	NO.	YDS.	AVG.	LG	TD
Orr	55	974	17.7	80	11
Berry	51	687	13.5	37	3
Mackey	25	396	15.8	57	4
Owens	25	307	12.3	26	2
Perry	22	194	8.8	32	0
Moore	18	215	11.9	80	2
Bielski	15	200	13.3	22	2
Smolinski	13	128	9.9	32	1
Matte	8	81	10.1	22	1
Hawkins	4	37	9.3	14	0
Boyd	1	111	111.0	74	1
COLTS	237	3330	14.1	80	27
OPPONENTS	206	2975	14.4	85	19

INTERCEPTIONS	NO.	YDS.	AVG.	LG	TD
Boyd	7	163	23.3	38	0
Shinnick	5	16	3.3	9	0
Nelson	4	20	5.0	10	0
Harris	2	52	26.0	38	0
Pellington	2	29	14.5	21	0
Burkett	2	21	10.5	12	0
Welch	1	30	30.0	30	0
COLTS	23	331	14.4	38	0
OPPONENTS	25	386	15.4	40	0

PUNTING	NO.	YDS.	AVG.	LG	BLK.
Gilburg	57	2384	41.8	62	0
McHan	1	22	22.0	22	0
COLTS	58	2406	41.5	62	0
OPPONENTS	67	2861	42.7	64	0

PUNT RETURNS	NO.	YDS.	AVG.	LG	TD
Hawkins	11	42	3.8	12	0
Turner	10	95	9.5	43	0
Harris	8	61	7.6	21	0
Boyd	3	23	7.7	23	0
Nelson	2	22	11.0	14	0
Shinnick	0	29	0.0	29	0
COLTS	34	272	8.0	43	0
OPPONENTS	23	182	7.9	48	0

KICKOFF RETURNS	NO.	YDS.	AVG.	LG	TD
Matte	27	613	22.7	42	0
Turner	20	504	25.2	37	0
Harris	3	86	28.7	31	0
Hawkins	2	35	17.5	25	0
Smolinski	2	20	10.0	14	0
Diehl	1	5	5.0	5	0
COLTS	55	1263	23.0	42	0
OPPONENTS	52	1433	27.6	103	1

USUAL STARTERS
PRO BOWLERS IN BOLDFACE

OFFENSE		DEFENSE	
WR	Raymond Berry	LDE	Gino Marchetti
LT	Jim Parker	LDT	Jim Colvin
LG	Palmer Pyle	RDT	Billy Ray Smith
C	Dick Szymanski	PDE	Orrell Braase
RG	Alex Sandusky	LLB	Bill Pellington
RT	George Preas	MLB	Jack Burkett
TE	Dee Mackey	RLB	Don Shinnick
WR	Jimmy Orr	LCB	Bob Boyd
QB	John Unitas	RCB	Wendell Harris
RB	Joe Perry	LS	Andy Nelson
RB	Lenny Moore	RS	Jim Welch

PASSING	ATT.	COMP.	YDS.	PCT.	AVG./ATT.	TD	TD%	INT.	INT%	LG	RATING
Unitas	389	222	2967	57.1	7.63	23	5.9	23	5.9	80t	76.5
McHan	20	10	278	50.0	13.90	3	15.0	2	10.0	74t	95.8
Matte	13	5	85	38.5	6.54	1	7.7	0	0.0	30t	87.0
Hawkins	1	0	0	0.0	0.00	0	0.0	0	0.0	0t	39.6
COLTS	423	237	3330	56.0	7.87	27	6.4	25	5.9	80t	78.2
OPPONENTS	381	206	2975	54.1	7.81	19	5.0	23	6.0	85t	71.1



1963

RECORD: 8-6 COACH: DON SHULA

THIRD – WESTERN CONFERENCE

HOME: 4-3 CONF: 7-5

AWAY: 4-3 NCONF: 1-1

DATE	RESULTS	OPPONENT	ATTENDANCE
9/15	L 28-37	NEW YORK GIANTS	60,029
9/22	W 20-14	@ San Francisco	31,006
9/29	L 20-31	@ Green Bay	42,327
10/6	L 3-10	@ Chicago	48,998
10/13	W 20-3	SAN FRANCISCO	56,962
10/20	W 25-21	@ Detroit	51,901
10/27	L 20-34	GREEN BAY	60,065
11/3	L 7-17	CHICAGO	60,065
11/10	W 24-21	DETROIT	59,758
11/17	W 37-34	@ Minnesota	33,136
11/24	L 16-17	@ Los Angeles Rams	48,555
12/1	W 36-20	@ Washington	44,006
12/8	W 41-10	MINNESOTA	54,122
12/15	W 19-16	LOS ANGELES RAMS	52,834

TEAM STATISTICS		COLTS	OPP
TOTAL FIRST DOWNS			
Rushing		257	228
Passing		95	89
Penalty		149	118
		13	21
TOTAL NET YARDS			
Avg. Per Game		4938	4036
Total Plays		352.7	287.9
Avg. Per Play		873	827
NET YARDS RUSHING			
Avg. Per Game		117.3	128.1
Total Rushes		396	434
NET YARDS PASSING			
Avg. Per Game		3296	2242
Tackled/Yards Lost		235.4	160.1
Gross Yards		44/309	45/347
Att./Completions		3605	2589
Completion Pct.		433/248	348/181
Had Intercepted		57.3	52.0
PUNTS/AVERAGE		12	15
		56/41.0	72/43.5
PENALTIES/YARDS			
		77/823	58/685
FUMBLER/BALL LOST			
		35/25	32/17
TOUCHDOWNS			
Rushing		35	36
Passing		11	16
Defense/Kicking		20	19
		4/0	1/0

SCORE BY PERIODS	1	2	3	4	TOTAL
COLTS	82	82	66	86	316
OPPONENTS	27	110	76	72	285

SCORING	TDR	TDP	TDRT	PAT	FG	S	TP
Martin			32-35	24-39			104
Mackey		7					42
Hill	5	1					30
Orr		5					30
Matte	4	1					30
Moore	2	2					24
Berry		3					18
Marchetti			1				6
Boyd			1				6
Nelson			1				6
Lockett			1				6
Lyles			1				6
Colvin						1	2
COLTS	11	20	4	32-35	24-39		1
OPPONENTS	16	19	1	33-36	12-27		285

RUSHING	NO.	YDS.	AVG.	LG	TD
Matte	133	541	4.1	31t	4
Hill	100	440	4.4	20t	5
Lockett	81	273	3.4	18	0
Unitas	47	224	4.8	26	0
Moore	27	136	5.0	25t	2
Cuzzo	3	26	8.7	26	0
Mackey	1	3	3.0	3	0
Craddock	1	1	1.0	1	0
Hawkins	3	-2	-0.7	0	0

COLTS	396	1642	4.1	31t	11
OPPONENTS	434	1794	4.1	70t	16

RECEIVING	NO.	YDS.	AVG.	LG	TD
Matte	48	466	9.7	49	1
Berry	44	703	16.0	64t	3
Orr	41	708	17.3	60t	5
Mackey	35	726	20.7	61t	7
Hill	22	304	13.8	55	1
Moore	21	288	13.7	34	2
Richardson	17	204	12.0	22	0
Lockett	16	158	9.9	27	1
Hawkins	3	41	13.7	19	0
Owens	1	7	7.0	7	0

COLTS	248	3605	14.5	64t	20
OPPONENTS	181	2589	14.3	77t	19

INTERCEPTIONS	NO.	YDS.	AVG.	LG	TD
Welch	4	49	12.3	15	0
Nelson	3	37	12.3	26t	1
Boyd	3	17	5.7	9	0
Lyles	2	36	18.0	36t	1
Shinnick	2	20	10.0	18	0
Logan	1	15	15.0	15	0
COLTS	15	174	11.6	36t	2
OPPONENTS	12	161	13.4	39	1

PUNTING	NO.	YDS.	AVG.	LG	BLK.
Gilburg	52	2173	41.8	64	0
Logan	4	121	30.3	55	0
COLTS	56	2294	41.0	64	0
OPPONENTS	72	3133	43.5	64	0

PUNT RETURNS	NO.	YDS.	AVG.	LG	TD
Logan	28	279	10.0	38	0
Hawkins	17	156	9.2	50	0
Richardson	5	43	8.6	19	0
Moore	2	7	3.5	7	0
Hill	1	0	0.0	0	0
COLTS	53	485	9.2	50	0
OPPONENTS	19	119	6.3	23	0

KICKOFF RETURNS	NO.	YDS.	AVG.	LG	TD
Matte	16	331	20.7	34	0
Mackey	9	271	30.1	41	0
Harris	8	198	24.8	41	0
Logan	8	170	21.3	31	0
Lockett	3	52	17.3	28	0
Gilburg	3	29	9.7	26	0
Hill	2	32	16.0	17	0
Richardson	1	16	16.0	16	0
Parker	1	15	15.0	15	0
Bielski	1	0	0.0	0	0
COLTS	52	1114	21.4	41	0
OPPONENTS	66	1520	23.0	58	0

USUAL STARTERS PRO BOWLERS IN BOLDFACE

OFFENSE	DEFENSE
WR Raymond Berry	LDE Gino Marchetti
LT Bob Vogel	LDT Jim Colvin
LG Jim Parker	RTD Fred Miller
C Dick Szymanski	RDE Ordell Braase
RG Alex Sandusky	LLB Jack Burkett
RT George Press	MLB Bill Pullington
TE John Mackey	RLB Don Shinnick
WR Jimmy Orr	LCB Bob Boyd
QB John Unitas	RCB Lemmy Lyles
RB Tom Matte	LS Andy Nelson
RB Lemmy Moore,	RS Jim Welch
RB J.W. Lockett	

PASSING	ATT.	COMP.	YDS.	PCT.	AVG./ATT.	TD	TD%	INT.	INT%	LG	SACKED	RATING
Unitas	410	237	3481	57.8	8.49	20	4.9	12	2.9	64t	42/298	90.0
Cuzzo	17	10	104	58.8	6.12	0	0.0	0	0.0	19t	2/11	76.6
Matte	5	1	20	20.0	4.00	0	0.0	0	0.0	20t	0/0	43.8
Michan	1	0	0	0.0	0.00	0	0.0	0	0.0	0t	0/0	39.6
COLTS	433	248	3605	57.4	8.33	20	4.6	12	2.8	64t	44/309	88.4
OPPONENTS	348	181	2589	52.0	7.44	19	5.5	15	4.3	77t	45/347	76.7

ADMINISTRATION
 COACHING STAFF
 FOOTBALL OPERATIONS
 FOOTBALL STAFF
 PLAYERS
 2011 SEASON IN REVIEW
 COLTS HISTORY
 RECORDS
 COLTS IN THE COMMUNITY



1964

RECORD: 12-2 COACH: DON SHULA

FIRST – WESTERN CONFERENCE

HOME: 7-1 CONF: 10-2

AWAY: 5-1 NCONF: 2-0

ADMINISTRATION

COACHING STAFF

FOOTBALL OPERATIONS

FOOTBALL STAFF

PLAYERS

2011 SEASON IN REVIEW

COLTS HISTORY

RECORDS

COLTS IN THE COMMUNITY

DATE	RESULTS	OPPONENT	ATTENDANCE
9/13	L 24-34	@ Minnesota	35,563
9/20	W 21-20	@ Green Bay	42,327
9/27	W 52-0	CHICAGO	56,537
10/4	W 35-20	LOS ANGELES RAMS	56,537
10/12	W 47-27	ST. LOUIS	60,213
10/18	W 24-21	GREEN BAY	60,213
10/25	W 34-0	@ Detroit	57,814
11/1	W 37-7	SAN FRANCISCO	60,213
11/8	W 40-24	@ Chicago	47,891
11/15	W 17-14	MINNESOTA	60,213
11/22	W 24-7	@ Los Angeles Rams	72,137
11/29	W 14-3	@ San Francisco	33,642
12/6	L 14-31	DETROIT	60,213
12/13	W 45-17	WASHINGTON	60,213
12/27	L 0-27	@ Cleveland	79,544

TEAM STATISTICS		COLTS	OPP
TOTAL FIRST DOWNS			
Rushing		100	93
Passing		129	121
Penalty		16	28
TOTAL NET YARDS			
Avg. Per Game		341.4	280.7
Total Plays		840	864
Avg. Per Play		5.7	4.6
NET YARDS RUSHING			
Avg. Per Game		143.4	128.4
Total Rushes		456	422
NET YARDS PASSING			
Avg. Per Game		198.0	152.3
Tackled/Yards Lost		39/273	57/489
Gross Yards		3045	2621
Att./Completions		345/176	385/217
Completion Pct.		51.0	56.4
Had Intercepted		9	23
PUNTS/AVERAGE			
PENALTIES/YARDS		59/41.8	73/44.0
FUMBLES/BALL LOST		74/785	59/641
TOUCHDOWNS		31/10	28/18
Rushing		54	28
Passing		29	13
Defense/Kicking		22	14
		2/1	0/1

SCORE BY PERIODS	1	2	3	4	TOTAL
COLTS	88	96	130	114	428
OPPONENTS	38	59	48	80	225

SCORING	TDR	TDP	TDRT	PAT	FG	S	TP
Moore	16	3	1				120
Michaels				53-54	17-35		104
Orr		6					36
Berry		6					36
Hill	5	1					36
Lorick	4						24
Looney	1	1					12
Unitas		2					12
Mackey		2					12
Wilson		1					6
Matte	1						6
Logan			1				6
Stonebreaker			1				6
Hawkins		1					6
Petties		1					6
COLTS	29	22	3	53-54	17-35		428
OPPONENTS	13	14	1	27-28	10-24		225

RUSHING	NO.	YDS.	AVG.	LG	TD
Moore	157	584	3.7	32t	16
Lorick	100	513	5.1	60	4
Hill	88	384	4.4	50	5
Matte	42	215	5.1	80t	1
Unitas	37	162	4.4	20	2
Looney	23	127	5.5	58t	1
Boyd	1	25	25.0	25	0
Mackey	1	-1	-1.0	-1	0
Quozzo	7	-2	-0.3	10	0
COLTS	456	2007	4.4	80t	29
OPPONENTS	422	1798	4.3	51t	13

RECEIVING	NO.	YDS.	AVG.	LG	TD
Berry	43	663	15.4	46	6
Orr	40	867	21.7	69	6
Mackey	22	406	18.5	62	2
Moore	21	472	22.5	74t	3
Hill	14	113	8.1	27t	1
Lorick	11	164	14.9	59	0
Matte	10	169	16.9	30	0
Wilson	7	86	12.3	20	1
Richardson	3	42	14.0	16	0
Hawkins	2	42	21.0	27t	1
Petties	2	20	10.0	15t	1
Looney	1	1	0.0	11	1
COLTS	176	3045	17.3	74t	22
OPPONENTS	217	2621	12.1	63t	14

INTERCEPTIONS	NO.	YDS.	AVG.	LG	TD
Boyd	9	185	20.6	47	0
Logan	6	91	15.2	30	1
Shinnick	3	10	3.3	9	0
Lyles	2	40	20.0	23	0
Pellington	2	20	10.0	13	0
Harris	1	20	20.0	20	0
COLTS	23	366	15.9	47	1
OPPONENTS	9	119	13.2	36	0

PUNTING	NO.	YDS.	AVG.	LG	BLK.
Looney	32	1358	42.4	64	0
Gilburg	27	1106	41.0	58	0
COLTS	59	2464	41.8	64	0
OPPONENTS	73	3212	44.0	68	0

PUNT RETURNS	NO.	FC	YDS.	AVG.	LG	TD
Harris	17	5	214	12.6	39	0
Hawkins	16	4	122	7.6	30	0
Logan	13	0	111	8.5	22	0
Haymond	1	1	6	6.0	6	0
Davis	1	0	0	0.0	0	0
COLTS	48	10	453	9.4	39	0
OPPONENTS	25	-	175	7.0	65t	1

KICKOFF RETURNS	NO.	YDS.	AVG.	LG	TD
Looney	14	345	24.6	42	0
Lorick	13	385	29.6	71	0
Hill	4	85	21.3	26	0
Matte	3	71	23.7	34	0
Gilburg	1	19	19.0	19	0
Davis	1	12	12.0	12	0
Petties	1	9	9.0	9	0
Haymond	1	0	0.0	0	0
Boyd	1	0	0.0	0	0
COLTS	39	926	23.7	71	0
OPPONENTS	70	1490	21.3	56	0

USUAL STARTERS PRO BOWLERS IN BOLDFACE

OFFENSE	DEFENSE
WR Raymond Berry	LDE Gino Marchetti
LT Bob Vogel	LDT Fred Miller
LG Jim Parker	RTD Billy Ray Smith
C Dick Saymanski	RDE Ordell Brasae
RG Alex Sandusky	LLB Steve Stonebreaker
RT George Press	MLB Bill Pullington
TE John Mackey	RLB Don Shinnick
WR Jimmy Orr	LCB Bob Boyd
QB John Unitas	RCB Lemmy Lyles
RB Lenny Moore	LS Jerry Logan
RB Jerry Hill	RS Jim Welch
Tony Lorick	

PASSING	ATT.	COMP.	YDS.	PCT.	AVG./ATT.	TD	TD%	INT.	INT%	LG	SACKED	RATING
Unitas	305	158	2824	51.8	9.26	19	6.2	6	2.0	74t	37/254	96.4
Quozzo	36	15	163	41.7	4.53	2	5.6	3	8.3	22t	2/19	39.5
Matte	4	3	58	75.0	14.50	1	25.0	0	0.0	22t	0/0	156.3
COLTS	345	176	3045	51.0	8.83	22	6.4	9	2.6	74t	39/273	91.8
OPPONENTS	385	217	2621	56.4	6.81	14	3.6	23	5.9	63t	57/489	64.6



1965

RECORD: 10-3-1 COACH: DON SHULA
TIED FIRST – WESTERN CONFERENCE

HOME: 5-2 CONF: 8-3-1
AWAY: 5-1-1 NCONF: 2-0

DATE	RESULTS	OPPONENT	ATTENDANCE
9/19	W 35-16	MINNESOTA	56,562
9/26	L 17-20	Green Bay at Milw.	48,130
10/3	W 27-24	SAN FRANCISCO	58,609
10/10	W 31-7	DETROIT	60,238
10/17	W 38-7	@ Washington	50,405
10/24	W 35-20	LOS ANGELES RAMS	60,238
10/31	W 34-28	@ San Francisco	45,827
11/7	W 26-21	@ Chicago	45,656
11/14	W 41-21	@ Minnesota	47,426
11/21	W 34-24	PHILADELPHIA	60,238
11/25	T 24-24	@ Detroit	55,036
12/5	L 0-13	CHICAGO	60,238
12/12	L 27-42	GREEN BAY	60,238
12/18	W 20-17	@ L.A. Rams	46,636
12/26	L 10-13 OT	@ Green Bay	50,484
1/9	W 35-3	Dallas (@ Miami)	65,569

TEAM STATISTICS		COLTS	OPP
TOTAL FIRST DOWNS			
Rushing		266	233
Passing		94	78
Penalty		144	131
TOTAL NET YARDS			
Avg. Per Game		4598	4045
Total Plays		328.4	288.9
Avg. Per Play		887	849
NET YARDS RUSHING			
Avg. Per Game		5.2	4.8
Total Rushes		1593	1483
Net Yards Passing		113.8	105.9
Avg. Per Game		3005	2562
Tackled/Yards Lost		214.6	183.0
Gross Yards		43/325	39/341
Att./Completions		3330	2903
Completion Pct.		399/232	400/213
Had Intercepted		55.6	53.3
PUNTS/AVERAGE		17	22
PENALTIES/YARDS		56/39.6	71/43.9
FUMBLES/BALL LOST		69/616	80/786
TOUCHDOWNS		31/19	33/14
Rushing		48	35
Passing		13	11
Defense/Kicking		31	22
		4/0	1/1

SCORE BY PERIODS	1	2	3	4	TOTAL
COLTS	64	140	69	116	389
OPPONENTS	55	93	78	58	284

SCORING	TDR	TDP	TDRT	PAT	FG	S	TP
Michaels			48-48	17-28	1	1	101
Orr		10					60
Moore	5	3					48
Berry		7					42
Mackey		7					42
Hill	5						30
Lorick	1	2					18
Logan			2				12
Boyd				1			6
Haymond				1			6
Matte	1						6
Unitas	1						6
Richardson		1					6
Hawkins		1					6
COLTS	13	31	4	48-48	17-28	1	389
OPPONENTS	11	22	2	35-35	13-23		284

RUSHING	NO.	YDS.	AVG.	LG	TD
Hill	147	516	3.5	20	5
Moore	133	464	3.5	28t	5
Lorick	63	296	4.7	38	1
Matte	69	235	3.4	20	1
Unitas	17	68	4.0	18t	1
Curzo	6	8	1.3	10	0
Mackey	1	7	7.0	7	0
Curtis	6	1	0.2	4	0
Felts	2	0	0.0	2	0
Brown	1	-2	-2.0	-2	0
COLTS	445	1593	3.6	38	13
OPPONENTS	410	1483	3.6	62t	11

RECEIVING	NO.	YDS.	AVG.	LG	TD
Berry	58	739	12.7	40	7
Orr	45	847	18.8	57	10
Mackey	40	814	20.4	68t	7
Moore	27	414	15.3	52t	3
Hill	20	112	5.6	20	0
Lorick	15	184	12.3	49t	2
Matte	12	131	10.9	15	0
Hawkins	2	32	16.0	27	1
Wilson	1	38	38.0	38	0
Richardson	1	14	14.0	14t	1
Curtis	1	5	5.0	5	0
COLTS	222	3330	15.0	68t	31
OPPONENTS	213	2903	13.6	65t	22

INTERCEPTIONS	NO.	YDS.	AVG.	LG	TD
Boyd	9	78	8.7	24	1
Harris	3	77	25.7	36	0
Haymond	3	47	15.7	30t	1
Logan	2	74	37.0	38t	2
Lyles	1	28	28.0	28	0
Gaubatz	1	5	5.0	5	0
Smith	1	5	5.0	5	0
Shinnick	1	4	4.0	4	0
Stonebreaker	1	0	0.0	0	0
COLTS	22	318	14.5	38t	4
OPPONENTS	17	341	20.1	87	1

PUNTING	NO.	YDS.	AVG.	LG	BLK.
Gilburg	54	2139	39.6	66	0
Brown	2	80	40.0	49	0
COLTS	56	2219	39.6	66	0
OPPONENTS	71	3119	43.9	65	0

PUNT RETURNS	NO.	FC	YDS.	AVG.	LG	TD
Haymond	41	9	403	9.8	55	0
Hawkins	4	2	18	4.5	11	0
COLTS	45	11	421	9.4	55	0
OPPONENTS	26	-	198	7.6	44	0

KICKOFF RETURNS	NO.	YDS.	AVG.	LG	TD
Haymond	20	614	30.7	53	0
Felts	10	193	19.3	36	0
Lorick	9	211	23.4	30	0
Matte	8	211	26.4	46	0
Curtis	2	10	5.0	10	0
Hawkins	2	0	0.0	0	0
Hill	1	3	3.0	3	0
COLTS	52	1242	23.9	53	0
OPPONENTS	63	1346	21.4	101t	1

USUAL STARTERS PRO BOWLERS IN BOLDFACE

OFFENSE	DEFENSE
WR Raymond Berry	LDE Lou Michaels
LT Bob Vogel	LDT Fred Miller
LG Jim Parker	RTD Billy Ray Smith
C Dick Szymanski,	RDE Ordell Braase
Buzz Nutter	LLB Steve Stonebreaker
RG Alex Sandusky	MLB Dennis Gaubatz
RT George Preas	RLB Don Shinnick
TE John Mackey	LCB Bob Boyd
WR Jimmy Orr	RCB Lenny Lyles
QB John Unitas	LS Jerry Logan
RB Lenny Moore	RS Wendell Harris
RB Jerry Hill	

PASSING	ATT.	COMP.	YDS.	PCT.	AVG./ATT.	TD	TD%	INT.	INT%	LG	SACKED	RATING
Unitas	282	164	2530	58.2	8.97	23	8.2	12	4.3	61t	29/221	97.4
Curzo	105	54	700	51.4	6.67	7	6.7	4	3.8	44t	10/73	79.1
Matte	7	1	19	14.3	2.71	0	0.0	1	14.3	19t	1/7	0.0
Brown	5	3	81	60.0	16.20	1	20.0	0	0.0	68t	3/24	143.8
COLTS	399	222	3330	55.6	8.35	31	7.8	17	4.3	68t	43/325	91.4
OPPONENTS	400	213	2903	53.3	7.27	22	5.5	22	5.5	65t	39/341	72.1

ADMINISTRATION
COACHING STAFF
FOOTBALL OPERATIONS
FOOTBALL STAFF
PLAYERS
2011 SEASON IN REVIEW
COLTS HISTORY
RECORDS
COLTS IN THE COMMUNITY



1966

RECORD: 9-5 COACH: DON SHULA
SECOND – WESTERN CONFERENCE
HOME: 5-2 CONF: 7-5
AWAY: 4-3 NCONF: 2-0

ADMINISTRATION

COACHING STAFF

FOOTBALL OPERATIONS

FOOTBALL STAFF

PLAYERS

2011 SEASON IN REVIEW

COLTS HISTORY

RECORDS

COLTS IN THE COMMUNITY

DATE	RESULTS	OPPONENT	ATTENDANCE
9/10	L 3-24	Green Bay at Milw.	48,650
9/18	W 38-23	@ Minnesota	47,426
9/25	W 36-14	SAN FRANCISCO	56,715
10/9	L 17-27	@ Chicago	47,452
10/16	W 45-14	DETROIT	60,238
10/23	W 20-17	MINNESOTA	60,238
10/30	W 17-3	@ Los Angeles Rams	57,898
11/6	W 37-10	WASHINGTON	60,238
11/13	W 19-7	@ Atlanta	58,850
11/20	L 14-20	@ Detroit	52,383
11/27	L 7-23	LOS ANGELES RAMS	60,238
12/4	W 21-16	CHICAGO	60,238
12/10	L 10-14	GREEN BAY	60,238
12/18	W 30-14	@ San Francisco	40,005
1/8	W 20-14	Philadelphia (at Miami)	58,088

TEAM STATISTICS		COLTS	OPP
TOTAL FIRST DOWNS			
Rushing		82	94
Passing		142	134
Penalty		13	17
TOTAL NET YARDS			
Avg. Per Game		320.4	292.2
Total Plays		849	932
Avg. Per Play		5.3	4.4
NET YARDS RUSHING			
Avg. Per Game		111.1	123.8
Total Rushes		418	460
NET YARDS PASSING			
Avg. Per Game		293.0	235.8
Tackled/Yards Lost		30/242	47/401
Gross Yards		3172	2759
Att./Completions		401/221	425/240
Completion Pct.		55.1	56.5
Had Intercepted		27	22
PUNTS/AVERAGE			
		49/45.6	71/40.6
PENALTIES/YARDS			
		64/617	69/704
FUMBLES/BALL LOST			
		19/12	25/18
TOUCHDOWNS			
Rushing		36	25
Passing		7	7
Defense/Kicking		26	14
		3/0	4/0

SCORE BY PERIODS	1	2	3	4	TOTAL
COLTS	36	113	61	104	314
OPPONENTS	50	58	60	58	226

SCORING	TDR	TDP	TORT	PAT	FG	S	TP
Michaels			35-36	21-39			98
Mackey		9					54
Berry		7					42
Moore	3						18
Matte		3					18
Lorick	3						18
Orr		3					18
Wilson		2					12
Richardson		2					12
Curtis			1				6
Boyd			1				6
Unitas	1						6
Haymond			1				6
COLTS	7	26	3	35-36	21-39		314
OPPONENTS	7	14	4	25-25	17-33		226

RUSHING	NO.	YDS.	AVG.	LG	TD
Lorick	143	524	3.7	41	3
Hill	104	395	3.8	12	0
Matte	86	381	4.4	30	0
Moore	63	209	3.3	18	3
Unitas	20	44	2.2	16	1
Cuzzo	1	9	9.0	9	0
Mackey	1	-6	-6.0	-6	0
COLTS	418	1556	3.7	41	7
OPPONENTS	460	1733	3.8	52t	7

RECEIVING	NO.	YDS.	AVG.	LG	TD
Berry	56	786	14.0	40	7
Mackey	50	829	16.6	89	9
Orr	37	618	16.7	61	3
Matte	23	307	13.4	35	3
Moore	21	260	12.4	36	0
Richardson	14	246	17.6	69	2
Lorick	12	81	6.8	19	0
Hill	5	18	3.6	7	0
Wilson	3	27	9.0	11	2
COLTS	221	3172	14.4	89	26
OPPONENTS	240	2759	12.5	99t	14

INTERCEPTIONS	NO.	YDS.	AVG.	LG	TD
Boyd	6	114	19.0	37	1
Haymond	4	88	22.0	52t	1
Logan	3	13	4.3	13	0
Shinnick	3	4	1.3	4	0
Gaubatz	2	12	6.0	10	0
Davis	1	15	15.0	15	0
Stonebreaker	1	8	8.0	8	0
Brown	1	7	7.0	7	0
Lyles	1	6	6.0	6	0
COLTS	22	267	12.1	52t	2
OPPONENTS	27	438	16.2	55	3

PUNTING	NO.	YDS.	AVG.	LG	BLK.
Lee	49	2233	45.6	64	0
COLTS	49	2233	45.6	64	0
OPPONENTS	71	2882	40.6	62	0

PUNT RETURNS	NO.	FC	YDS.	AVG.	LG	TD
Haymond	40	8	347	8.7	64	0
Davis	2	1	7	3.5	4	0
Logan	1	1	3	3.0	3	0
Matte	1	1	0	0.0	0	0
Allen	1	0	0	0.0	0	0
COLTS	45	11	357	7.9	64	0
OPPONENTS	30	8	130	4.3	24	0

KICKOFF RETURNS	NO.	YDS.	AVG.	LG	TD
Moore	18	453	25.2	54	0
Haymond	10	223	22.3	29	0
Lorick	10	214	21.4	37	0
Curtis	3	64	21.3	34	0
Matte	3	55	18.3	31	0
Allen	3	53	17.7	20	0
Baldwin	2	18	9.0	18	0
Brown	2	14	7.0	11	0
COLTS	51	1094	21.5	54	0
OPPONENTS	63	1320	21.0	40	0

USUAL STARTERS PRO BOWLERS IN BOLDFACE

OFFENSE	DEFENSE
WR Raymond Berry	LDE Lou Michaels
LT Bob Vogel	LDT Billy Ray Smith
LG Dan Sullivan	RDT Fred Miller
C Dick Szymanski	RDE Ordele Braase
RG Alex Sandusky	LLB Steve Burkett,
RT Jim Parker	Jack Burkett,
TE John Mackey	MLB Dennis Stonebreaker
WR Jimmy Orr	RLB Don Shinnick
QB John Unitas	LCB Bob Boyd
RB Lenny Moore	RCB Lenny Lyles
RB Tony Lorick,	LS Jerry Logan
Jerry Hill	RS Alvin Haymond

PASSING	ATT.	COMP.	YDS.	PCT.	AVG./ATT.	TD	TD%	INT.	INT%	LG	SACKED	RATING
Unitas	348	195	2749	56.0	7.90	22	6.3	24	6.9	89t	21/146	74.0
Cuzzo	50	26	424	52.0	8.48	4	8.0	2	4.0	69t	8/82	90.8
Matte	3	0	0	0.0	0.00	0	0.0	1	33.3	0t	0/0	0.0
Moore	0	0	0	0.0	0.00	0	0.0	0	0.0	0t	1/14	0.0
COLTS	401	221	3172	55.1	7.91	26	6.5	27	6.7	89t	30/242	74.5
OPPONENTS	425	240	2759	56.5	6.49	14	3.3	22	5.2	99t	47/401	65.5



1967

RECORD: 11-1-2 COACH: DON SHULA

TIED FIRST – COASTAL DIVISION

HOME: 6-0-1 AWAY: 5-1-1

DIV: 4-1-1 CONF: 7-1-2 NCONF: 4-0

DATE	RESULTS	OPPONENT	ATTENDANCE
9/17	W 38-31	ATLANTA	56,715
9/24	W 38-6	@ Philadelphia	60,755
10/1	W 41-7	SAN FRANCISCO	60,238
10/8	W 24-3	@ Chicago	47,190
10/15	T 24-24	LOS ANGELES RAMS	60,238
10/22	T 20-20	@ Minnesota	47,693
10/29	W 17-13	@ Washington	50,574
11/5	W 13-10	GREEN BAY	60,238
11/12	W 49-7	@ Atlanta	58,860
11/19	W 41-7	DETROIT	60,238
11/26	W 26-9	@ San Francisco	44,815
12/3	W 23-17	DALLAS	60,238
12/10	W 30-10	NEW ORLEANS	60,238
12/17	L 10-34	@ Los Angeles Rams	77,277

TEAM STATISTICS		COLTS	OPP
TOTAL FIRST DOWNS			
Rushing		289	208
Passing		105	78
Penalty		159	116
Total		553	402
TOTAL NET YARDS			
Avg. Per Game		357.7	274.5
Total		925	818
Avg. Per Play		5.4	4.7
NET YARDS RUSHING			
Avg. Per Game		164.5	141.1
Total		117.5	100.8
Total Rushes		443	387
NET YARDS PASSING			
Avg. Per Game		240.2	173.7
Tackled/Yards Lost		25/198	36/246
Gross Yards		3561	2678
Att./Completions		457/265	395/221
Completion Pct.		58.0	55.9
Had Intercepted		17	32
PUNTS/AVERAGE			
		49/42.3	69/39.4
PENALTIES/YARDS			
		52/458	82/927
FUMBLES/BALL LOST			
		13/8	17/8
TOUCHDOWNS			
Rushing		21	5
Passing		22	13
Defense/Kicking		4/1	2/1

SCORE BY PERIODS	1	2	3	4	TOTAL
COLTS	78	122	69	135	394
OPPONENTS	26	50	57	65	198

SCORING	TDR	TDP	TDRT	PAT	FG	S	TP
Michaels			46-48	20-37			106
Matte	9	3					72
Richardson		8					48
Lorick	6						36
Hawkins		4					24
Moore	4						24
Mackey		3					18
Perkins		2					12
Hill							12
Boyd			1				6
Orr	1						6
Berry	1						6
Volk			1				6
Logan			1				6
Lyles			1				6
Braase			1				6
COLTS	21	22	5	46-48	20-37		394
OPPONENTS	5	13	3	21-21	17-28		198

FGS	1-19	20-29	30-39	40-49	50+	TOT.
Michaels	6-7	5-7	3-10	4-9	2-4	20-37
COLTS	6-7	5-7	3-10	4-9	2-4	20-37
OPP.	3-3	3-3	6-9	5-11	0-2	17-28
Michaels:	16 (42)	37 (52)	30 (20)	42 (40)	47 (X)	45 (33, 44)
	(25, 41, 10)	(48, 12, 30)	(32, 57)	(33)	(54, 29, 33)	
OPP.:	(10, 12, 47, 28)	(29, 53, 27)	(35, 21, 17)	(37, 14)		
	(47, 48)	(9, 35)	(42)	(35)	(47, 50, 33, 47)	(47, 28, 11)
	(42, 35)	(49, 42)	(1)	(30, 37, 50)	(26, 43, 33, 33)	(17)
	(35)	(47, 23)				

RUSHING	NO.	YDS.	AVG.	LG	TD
Matte	147	636	4.3	30	9
Lorick	133	436	3.3	22	6
Hill	90	311	3.5	18	2
Moore	42	132	3.1	21	4
Unitas	22	89	4.1	12	0
Ward	5	23	4.6	7	0
Hawkins	2	12	6.0	7	0
Welch	2	6	3.0	4	0
COLTS	443	1645	3.7	30	21
OPPONENTS	387	1411	3.6	27	5

RECEIVING	NO.	YDS.	AVG.	LG	TD
Richardson	63	860	13.7	31	8
Mackey	55	686	12.5	34	3
Matte	35	496	14.2	88	3
Hawkins	27	469	17.4	54	4
Lorick	22	189	8.6	34	0
Hill	19	156	8.2	33	0
Perkins	16	302	18.9	57	2
Moore	13	153	11.8	37	0
Berry	11	167	15.2	40	1
Orr	3	72	24.0	55	1
Alley	1	11	11.0	11	0
COLTS	265	3561	13.4	88	22
OPPONENTS	221	2678	12.1	80	13

INTERCEPTIONS	NO.	YDS.	AVG.	LG	TD
Volk	6	145	24.2	94	1
Boyd	6	145	24.2	41	1
Lyles	5	59	11.8	36	1
Logan	4	22	5.5	11	0
Shinnick	3	20	6.7	17	0
Haymond	2	33	16.5	33	0
Stukes	2	13	6.5	13	0
Gaubatz	2	10	5.0	5	0
Curtis	1	6	6.0	6	0
Porter	1	0	0.0	0	0
COLTS	32	453	14.2	94	3
OPPONENTS	17	272	16.0	77	2

PUNTING	NO.	YDS.	AVG.	LG	BLK.
Lee	49	2075	42.3	68	0
COLTS	49	2075	42.3	68	0
OPPONENTS	69	2718	39.4	62	1

PUNT RETURNS	NO.	FC	YDS.	AVG.	LG	TD
Haymond	26	4	155	6.0	31	0
Volk	11	5	88	8.0	24	0
Logan	5	1	80	16.0	43	1
COLTS	42	10	323	7.7	43	1
OPPONENTS	21	6	144	6.9	40	0

KICKOFF RETURNS	NO.	YDS.	AVG.	LGT	TD
Moore	16	392	24.5	37	0
Haymond	13	326	25.1	48	0
Lorick	8	212	26.5	37	0
Logan	2	17	8.5	10	0
Stukes	1	19	19.0	19	0
Matte	1	14	14.0	14	0
Davis	1	8	8.0	8	0
COLTS	42	988	23.5	48	0
OPPONENTS	65	1483	22.8	99	1

USUAL STARTERS PO BOWLERS IN BOLDFACE

OFFENSE	DEFENSE
WR Raymond Berry	LDE Roy Hilton
WR Ray Perkins	DE Lou Michaels
LT Bob Vogel	DT Fred Miller
LG Glenn Ressler	RODT Billy Ray Smith
C Dick Szymanski	RB Ordele Braase
RG Dan Sullivan	LLB Ron Porter
RT Sam Ball	MLB Mike Curtis
TE John Mackey	MLB Dennis Gaubatz
WR Willie Richardson	RLB Don Shinnick
QB John Unitas	LCB Bob Boyd
RB Tom Matte	RCB Lenny Lyles
RB Tony Lorick	LS Jerry Logan
	RS Rick Volk

PASSING	ATT.	COMP.	YDS.	PCT.	AVG./ATT.	TD	TD%	INT.	INT%	LG	SACKED	RATING
Unitas	436	255	3428	58.5	7.86	20	4.6	16	3.7	88	25/198	83.6
Ward	16	9	115	56.3	7.19	2	12.5	1	6.3	21	0/0	92.4
Matte	5	1	18	20.0	3.60	0	0.0	0	0.0	18	0/0	42.1
COLTS	457	265	3561	58.0	7.79	22	4.8	17	3.7	88	25/198	83.4
OPPONENTS	395	221	2678	55.9	6.78	13	3.3	32	8.1	80	36/246	84.1

ADMINISTRATION
 COACHING STAFF
 FOOTBALL OPERATIONS
 FOOTBALL STAFF
 2011 SEASON IN REVIEW
 COLTS HISTORY
 RECORDS
 COLTS IN THE COMMUNITY



1968

WORLD CHAMPIONS

RECORD: 13-1 COACH: DON SHULA

FIRST – COASTAL DIVISION

HOME: 6-1 AWAY: 7-0

DIV: 6-0 CONF: 10-0 NCONF: 3-1

ADMINISTRATION

COACHING STAFF

FOOTBALL OPERATIONS

FOOTBALL STAFF

PLAYERS

2011 SEASON IN REVIEW

COLTS HISTORY

RECORDS

COLTS IN THE COMMUNITY

DATE	RESULTS	OPPONENT	ATTENDANCE
9/15	W 27-10	SAN FRANCISCO	56,864
9/23	W 28-20	@ Atlanta	50,428
9/29	W 41-7	@ Pittsburgh	44,480
10/6	W 28-7	CHICAGO	60,238
10/13	W 42-14	@ San Francisco	32,822
10/20	L 20-30	CLEVELAND	60,238
10/27	W 27-10	LOS ANGELES RAMS	60,238
11/2	W 26-0	@ New York Giants	62,973
11/10	W 27-10	@ Detroit	55,170
11/17	W 27-0	ST. LOUIS	60,238
11/24	W 21-9	MINNESOTA	60,238
12/1	W 44-0	ATLANTA	60,238
12/7	W 16-3	@ Green Bay	50,861
12/15	W 28-24	@ Los Angeles Rams	69,397
12/22	W 24-14	MINNESOTA	60,238
12/29	W 34-0	@ Cleveland	80,628
1/12	L 7-16	@ New York Jets (at Miami)	75,389

TEAM STATISTICS	COLTS	OPP
TOTAL FIRST DOWNS	258	207
Rushing	110	71
Passing	131	119
Penalty	17	17
TOTAL NET YARDS	4681	3377
Avg. Per Game	334.4	241.2
Total Plays	851	852
Avg. Per Play	5.5	4.0
NET YARDS RUSHING	1809	1339
Avg. Per Game	129.2	95.6
Total Rushes	463	375
NET YARDS PASSING	2872	2038
Avg. Per Game	205.1	145.5
Tackled/Yards Lost	29/222	45/367
Gross Yards	3094	2405
Att./Completions	359/196	432/224
Completion Pct.	54.6	51.9
Had Intercepted	22	29
PUNTS/AVERAGE	49/39.5	78/40.8
PENALTIES/YARDS	75/655	72/799
FUMBLES/BALL LOST	23/12	29/12
TOUCHDOWNS	50	16
Rushing	16	6
Passing	28	9
Defense/Kicking	4/2	1/0

SCORE BY PERIODS	1	2	3	4	TOTAL
COLTS	103	137	62	100	402
OPPONENTS	37	37	20	50	144

SCORING	TDR	TDP	TDRT	PAT	FG	S	TP
Michaels				48-50	18-28		102
Matte	9	1					60
Richardson		8					48
Orr		6					36
Mackey		5					30
Mitchell		4					24
Pearson		2	2				24
Cole	3						18
Brown	2						12
Hill	1	1					12
Perkins		1					6
Boyd			1				6
Hilton			1				6
Stukes			1				6
Curtis			1				6
Morrall		1					6
COLTS	16	28	6	48-50	18-28		402
OPPONENTS	6	9	1	15-16	11-19		144

FGS	1-19	20-29	30-39	40-49	50+	TOT.
Michaels	8-9	4-6	6-6	0-5	0-2	18-28
COLTS	8-9	4-6	6-6	0-5	0-2	18-28
OPP.	3-3	3-5	3-4	2-4	0-3	11-19

Michaels:	(43.27, 43.32) ()	(22.19, 49) (55) ()	(17.33) (17) (10.27) (16.37) (13.27, 21) (29) (48, 16.35, 22) (37, 15.15, 47) (53)
OPP.:	(38) (14.24, 50) ()	(50) (47, 11) (19) ()	(21, 25, 50, 45) () (43, 36, 31) () (45) (24, 30, 25)

RUSHING	NO.	YDS.	AVG.	LG	TD
Matte	183	662	3.6	23	9
Cole	104	418	4.0	21	3
Hill	91	360	4.0	21	1
Brown	39	159	4.1	10	2
Mackey	10	103	10.3	33	0
Pearson	19	78	4.1	13	0
Morrall	11	18	1.6	11	1
Lee	3	12	4.0	21	0
Unitas	3	-1	-0.3	5	0
COLTS	463	1809	3.9	33	16
OPPONENTS	375	1339	3.6	59	6

RECEIVING	NO.	YDS.	AVG.	LG	TD
Mackey	45	644	14.3	45	5
Richardson	37	698	18.9	79	8
Orr	29	743	25.6	84	6
Matte	25	275	11.0	50	1
Hill	18	161	8.9	19	1
Perkins	15	227	15.1	29	1
Cole	13	75	5.8	18	0
Mitchell	6	117	19.5	41	4
Brown	4	53	13.3	18	0
Pearson	2	70	35.0	61	2
Hawkins	2	31	15.5	18	0
COLTS	196	3094	15.8	84	28
OPPONENTS	224	2405	10.7	71	9

INTERCEPTIONS	NO.	YDS.	AVG.	LG	TD
Boyd	8	160	20.0	49	1
Volk	6	154	25.7	90	0
Lyles	5	32	6.4	11	0
Logan	3	9	3.0	9	0
Gaubatz	2	15	7.5	13	0
Curtis	2	38	19.0	38	1
Stukes	1	60	60.0	60	1
Hilton	1	13	13.0	13	1
Shinnick	1	2	2.0	2	0
COLTS	29	483	16.7	90	4
OPPONENTS	22	192	8.7	36	1

PUNTING	NO.	YDS.	AVG.	LG	BLK.
Lee	49	1935	39.5	59	1
COLTS	49	1935	39.5	59	1
OPPONENTS	78	3183	40.8	58	0

PUNT RETURNS	NO.	FC	YDS.	AVG.	LG	TD
Volk	25	7	198	7.9	24	0
Brown	16	8	125	7.8	25	0
Logan	1	1	27	27.0	27	0
COLTS	42	16	390	8.3	27	0
OPPONENTS	19	16	62	3.3	14	0

KICKOFF RETURNS	NO.	YDS.	AVG.	LG	TD
Pearson	15	527	35.1	102	2
Brown	15	298	19.9	29	0
Cole	5	123	24.6	34	0
Matte	1	22	22.0	22	0
Porter	1	19	19.0	19	0
Logan	1	14	14.0	14	0
COLTS	38	1003	26.4	102	2
OPPONENTS	71	1391	19.6	35	0

USUAL STARTERS PRO BOWLERS IN BOLDFACE

OFFENSE	DEFENSE
WR Jimmy Orr	LDE Bubba Smith
LT Bob Vogel	LDT Billy Ray Smith
LG Glenn Ressler	RDE Fred Miller
C Bill Curry	RDT Orrell Braese
RG Dan Sullivan	LLB Mike Curtis
RT Sam Ball	MLB Dennis Gaubatz
TE John Mackey	MLB Don Shinnick
WR Willie Richardson	LCB Bob Boyd
QB Earl Morrall	RCB Lenny Lyles
RB Tom Matte	LS Jerry Logan
RB Jerry Hill	RS Rick Volk

PASSING	ATT.	COMP.	YDS.	PCT.	AVG./ATT.	TD	TD%	INT.	INT%	LG	SACKED	RATING
Morrall	317	182	2909	57.4	9.18	26	8.2	17	5.4	84t	24/180	93.2
Unitas	32	11	139	34.4	4.34	2	6.3	4	12.5	37t	2/15	30.1
Ward	9	3	46	33.3	5.11	0	0.0	1	11.1	22t	3/27	11.6
Matte	1	0	0	0.0	0.00	0	0.0	0	0.0	0t	0/0	39.6
COLTS	359	196	3094	54.6	8.62	28	7.8	22	6.1	84t	29/222	84.0
OPPONENTS	432	224	2405	51.9	5.57	9	2.1	29	6.7	71t	45/367	47.5



1970

WORLD CHAMPIONS

RECORD: 11-2-1 COACH: DON MCCAFFERTY

FIRST - AFC EASTERN DIVISION

HOME: 5-1-1 AWAY: 6-1

DIV: 6-1-1 CONF: 8-2-1 NCONF: 3-0

ADMINISTRATION

COACHING STAFF

FOOTBALL OPERATIONS

FOOTBALL STAFF

PLAYERS

2011 SEASON IN REVIEW

COLTS HISTORY

RECORDS

COLTS IN THE COMMUNITY

Table with columns: DATE, RESULTS, OPPONENT, ATTENDANCE. Lists game dates, outcomes, opponents, and attendance figures.

Table with columns: TEAM STATISTICS, COLTS, OPP. Includes Rushing, Passing, Penalties, Total Net Yards, etc.

Table with columns: SCORE BY PERIODS, COLTS, OPPONENTS. Shows scores by quarter and total.

Table with columns: SCORING, COLTS, OPPONENTS. Lists individual player statistics for touchdowns, passes, and other scoring plays.

Table with columns: FGS, COLTS, OPP. Shows field goal statistics for individual players.

Table with columns: RUSHING, COLTS, OPPONENTS. Lists rushing statistics for all players.

Table with columns: RECEIVING, COLTS, OPPONENTS. Lists receiving statistics for all players.

Table with columns: INTERCEPTIONS, COLTS, OPPONENTS. Lists interception statistics for all players.

Table with columns: PUNTING, COLTS, OPPONENTS. Lists punting statistics for all players.

Table with columns: PUNT RETURNS, COLTS, OPPONENTS. Lists punt return statistics for all players.

Table with columns: KICKOFF RETURNS, COLTS, OPPONENTS. Lists kickoff return statistics for all players.

USUAL STARTERS

Table with columns: OFFENSE, DEFENSE. Lists starting players for offense and defense.

Summary table with columns: PASSING, COLTS, OPPONENTS, INT., INT%, LG, SACKED, RATING. Provides overall team statistics for passing, interceptions, sacks, and ratings.



1971

RECORD: 10-4 COACH: DON MCCAFFERTY
 SECOND – AFC EASTERN DIVISION
 HOME: 5-2 AWAY: 5-2
 DIV: 6-2 CONF: 8-3 NCONF: 2-1

DATE	RESULTS	OPPONENT	ATTENDANCE
9/19	W 22-0	NEW YORK JETS	56,548
9/26	L 13-14	CLEVELAND	56,837
10/3	W 23-3	@ New England	61,232
10/10	W 43-0	@ Buffalo	46,206
10/17	W 31-7	@ New York Giants	62,860
10/25	L 3-10	@ Minnesota	49,784
10/31	W 34-21	PITTSBURGH	60,238
11/8	W 24-17	LOS ANGELES RAMS	57,722
11/14	W 14-13	@ New York Jets	63,947
11/21	L 14-17	@ Miami	75,312
11/28	W 37-14	@ Oakland	54,689
12/5	W 24-0	BUFFALO	58,476
12/11	W 14-3	MIAMI	60,238
12/19	L 17-21	NEW ENGLAND	57,942
12/26	W 20-3	@ Cleveland	74,082
1/2	L 0-21	@ Miami	78,629

TEAM STATISTICS COLTS OPP

TOTAL FIRST DOWNS	242	166
Rushing	123	60
Passing	104	95
Penalty	15	11
TOTAL NET YARDS	4071	2852
Avg. Per Game	290.6	203.7
Total Plays	883	746
Avg. Per Play	4.6	3.8
NET YARDS RUSHING	2149	1113
Avg. Per Game	153.5	79.5
Total Rushes	512	352
NET YARDS PASSING	1922	1739
Avg. Per Game	137.3	124.2
Tackled/Yards Lost	27/230	33/288
Gross Yards	2152	2027
Att./Completions	344/176	361/185
Completion Pct.	51.2	51.2
Had Intercepted	21	28
PUNTS/AVERAGE	62/41.0	88/38.9
PENALTIES/YARDS	57/529	67/687
FUMBLES/BALL LOST	26/11	22/13
TOUCHDOWNS	36	18
Rushing	23	8
Passing	10	9
Defense/Kicking	2/1	1/0

SCORE BY PERIODS	1	2	3	4	TOTAL
COLTS	62	17	78	78	313
OPPONENTS	17	45	27	51	140

SCORING	TDR	TDP	TORT	PAT	FG	S	TP
O'Brien			35-36	20-29			95
Bulaich	8	2					60
Matte	8						48
Nottingham	5		1				36
Perkins		4					24
Hinton		2					12
McCauley		2					12
Richardson			2				12
Hendricks			1				6
Newsome			1				6
TEAM						1	2
COLTS	23	10	3	35-36	20-29	1	313
OPPONENTS	8	9	1	17-18	5-18		140

PASSING	ATT.	COMP.	YDS.	PCT.	AVG./ATT.	TD	TD%
Unitas	176	92	942	52.3	5.35	3	1.7
Morrall	167	84	1210	50.3	7.19	7	4.2
Matte	1	0	0	0.0	0.00	0	0.0
COLTS	344	176	2152	51.2	6.10	10	2.9
OPPONENTS	361	185	2027	51.2	5.61	9	2.5

FGS	1-19	20-29	30-39	40-49	50+	TOT.
O'Brien	4-4	7-8	3-4	5-11	1-2	20-29
COLTS	4-4	7-8	3-4	5-11	1-2	20-29
OPP.	1-1	2-4	2-5	0-6	0-2	5-18
O'Brien:	38(21.21)	27(32)	42(41.50)	42(28)	27	(45,40)
	(20.9,40)	(51.48,32)	(45)	(11.28,45)		
	(40.37,29.13)	(4)	(12,40)			
OPP.:	(44.35)	34(46.46)	(49)	(35)	32	(20.45)
	(54.20)	(22.58)	(31.17)	(47)		

RUSHING	NO.	YDS.	AVG.	LG	TD
Bulaich	152	741	4.9	67	8
Matte	173	607	3.5	26	8
Nottingham	95	388	4.1	36	5
McCauley	58	246	4.2	19	2
Hinton	4	56	14.0	30	0
Perkins	5	35	7.0	18	0
Richardson	2	27	13.5	24	0
Mackey	3	18	6.0	9	0
Morrall	6	13	6.5	16	0
Mitchell	2	9	4.5	13	0
Unitas	9	5	0.6	3	0
Pittman	2	3	1.5	3	0
Nowatzke	1	1	1.5	1	0
COLTS	512	2149	4.2	67	23
OPPONENTS	352	1113	3.2	27	8

RECEIVING	NO.	YDS.	AVG.	LG	TD
Mitchell	33	402	12.2	35	0
Matte	29	239	8.3	34	0
Hinton	25	436	17.4	33	2
Bulaich	25	229	9.2	30	2
Perkins	24	424	17.7	64	4
Nottingham	15	88	5.9	35	0
Mackey	11	143	13.0	28	0
Richardson	10	173	17.3	49	2
McCauley	3	6	2.0	8	0
Havrilak	1	12	12.0	12	0
COLTS	176	2152	12.2	64	10
OPPONENTS	185	2027	11.0	88	9

INTERCEPTIONS	NO.	YDS.	AVG.	LG	TD
Stukes	8	95	11.9	40	0
Hendricks	5	70	14.0	40	0
Voik	4	36	9.0	21	0
Logan	4	28	7.0	23	0
Curtis	3	44	14.7	31	0
Newsome	2	19	9.5	19	1
May	1	46	46.0	46	0
Nowatzke	1	29	29.0	29	0
COLTS	28	367	13.1	46	1
OPPONENTS	21	220	10.5	60	1

PUNTING	NO.	YDS.	AVG.	LG	BLK.
Lee	62	2542	41.0	76	0
COLTS	62	2542	41.0	76	0
OPPONENTS	88	3422	38.9	61	0

PUNT RETURNS	NO.	FC	YDS.	AVG.	LG	TD
Voik	22	20	118	5.4	18	0
Dunlap	8	2	112	14.0	57	0
Curtis	7	10	15	2.1	10	0
Kern	3	1	19	6.3	7	0
Gardin	2	0	75	37.5	65	0
Logan	1	0	12	12.0	12	0
Duncan	0	1	0	0.0	0	0
COLTS	43	34	351	8.2	65	0
OPPONENTS	40	14	267	6.7	16	0

KICKOFF RETURNS	NO.	YDS.	AVG.	LG	TD
Pittman	14	330	23.6	37	0
McCauley	8	194	24.5	29	0
Duncan	3	102	34.0	54	0
Dunlap	1	28	28.0	28	0
Logan	1	16	16.0	16	0
Stukes	1	8	8.0	8	0
Nowatzke	1	1	1.0	1	0
Curtis	0	1	0.0	0	0
Matte	1	0	0.0	0	0
Mitchell, T.	1	0	0.0	0	0
COLTS	32	679	21.2	54	0
OPPONENTS	62	1345	21.7	57	0

USUAL STARTERS
 PRO BOWLERS IN BOLDFACE

OFFENSE	DEFENSE
WR Eddie Hinton	LDE Bubba Smith
LT Bob Vogel	LDT Billy Newsome
LG Glenn Ressler	RDT Fred Miller
C Bill Curry	RDE Roy Hilton
RG John Williams	LLB Ray May
RT Dan Sullivan	MLB Mike Curtis
TE Tom Mitchell	RLB Ted Hendricks
WR Ray Perkins	LCB Charlie Stukes
QB Earl Morrall	RCB Jim Duncan
RB Tom Matte	LS Jerry Logan
RB Norm Bulaich	RS Rick Volk

ADMINISTRATION

COACHING STAFF

FOOTBALL OPERATIONS

FOOTBALL STAFF

PLAYERS

2011 SEASON IN REVIEW

COLTS HISTORY

RECORDS

COLTS IN THE COMMUNITY



1972

RECORD: 5-9 COACH: DON MCCAFFERTY (5), JOHN SANDUSKY (9)

THIRD - AFC EASTERN DIVISION

HOME: 2-5 AWAY: 3-4

DIV: 4-4 CONF: 5-6 NCONF: 0-3

ADMINISTRATION

COACHING STAFF

FOOTBALL OPERATIONS

FOOTBALL STAFF

PLAYERS

2011 SEASON IN REVIEW

COLTS HISTORY

RECORDS

COLTS IN THE COMMUNITY

DATE	RESULTS	OPPONENT	ATTENDANCE
9/17	L 3-10	ST. LOUIS	53,652
9/24	L 34-44	NEW YORK JETS	56,626
10/1	W 17-0	@ Buffalo	46,206
10/8	L 20-23	SAN DIEGO	55,459
10/15	L 0-21	DALLAS	58,992
10/22	L 20-24	@ New York Jets	62,948
10/29	L 0-23	MIAMI	60,000
11/6	W 24-17	@ New England	60,999
11/12	L 21-24	@ San Francisco	61,214
11/19	W 20-19	@ Cincinnati	49,512
11/26	W 31-0	NEW ENGLAND	54,907
12/3	W 35-7	BUFFALO	55,390
12/10	L 10-24	@ Kansas City	44,175
12/16	L 0-16	@ Miami	80,010

TEAM STATISTICS		COLTS	OPP
TOTAL FIRST DOWNS			
Rushing		251	233
Passing		124	109
Penalty		30	13
TOTAL NET YARDS			
Avg. Per Game		4187	4312
Total Plays		299.1	308.0
Avg. Per Play		868	853
NET YARDS RUSHING		4.8	5.1
Total Rushes		1894	1989
Avg. Per Game		135.3	142.1
NET YARDS PASSING		462	515
Total Passes		2293	2323
Avg. Per Game		163.8	165.9
Tackles/Yards Lost		25/210	25/232
Grass Yards		2503	2555
Att./Completions		381/203	313/178
Completion Pct.		53.3	56.9
Had Intercepted		12	23
PUNTS/AVERAGE		57/42.1	71/39.0
PENALTIES/YARDS		58/605	84/826
FUMBLES/BALL LOST		37/22	22/13
TOUCHDOWNS		28	30
Rushing		10	15
Passing		15	15
Defense/Kicking		2/1	0/0

SCORE BY PERIODS	1	2	3	4	TOTAL
COLTS	48	70	58	59	235
OPPONENTS	57	70	47	78	252

SCORING	TDR	TDP	TDRT	PAT	FG	S	TP
O'Brien	2		24-24	13-31			75
Havliak	2	4					36
McCauley	2	2	1				30
Mitchell, T.		4					24
Nottingham	3						18
Mitchell, L.	1	1					12
Matte		1					6
Bulaich	1						6
Mursey		1					6
Curtis		1					6
Hinton		1					6
Domres	1						6
Schlapak			4-4	0-8			4
COLTS	10	15	3	28-28	13-39		235
OPPONENTS	15	15	0	27-30	15-24		252

PASSING	ATT.	COMP.	YDS.	PCT.	AVG./ATT.	TD	TD%
Domres	222	115	1392	51.8	6.27	11	5.0
Unitas	157	88	1111	56.1	7.08	4	2.6
Havliak	1	0	0	0.0	0.00	0	0.0
Mildren	1	0	0	0.0	0.00	0	0.0
COLTS	381	203	2503	53.3	6.57	15	3.9
OPPONENTS	313	178	2555	56.9	8.16	15	4.8

FGS	1-19	20-29	30-39	40-49	50+	TOT.
O'Brien	2-3	6-8	3-8	2-12	0-0	13-31
Shlapak	0-0	0-4	0-0	0-5	0-3	0-8
COLTS	2-3	6-8	3-8	2-17	0-3	13-39
OPP.	1-1	4-4	3-4	1-10	2-5	15-24

O'Brien: (30,48,47,42,38) (14,32,28) (30,43,30,45) (22,20)
 (48,48) (22,41,33,28,44) (41) (9,18) (0) (31,33,26)
 (40,44) (22) (20)

Shlapak: 0 0 0 0 0 (54) (52) (50) 0 (47,47) (45,48,46) 0
 OPP.: (41) (48,43,14) (42) (51,40,27) (57,39,42) (29)
 (24) (36) (44) (40,25) (48) (51) (31,53) (40,50,35)

RUSHING	NO.	YDS.	AVG.	LG	TD
McCauley	178	675	3.8	36	2
Nottingham	123	466	3.8	25	3
Mitchell, L.	45	215	4.8	14	1
Matte	33	137	4.2	18	0
Domres	30	137	4.6	15	1
Bulaich	27	109	4.0	18	1
Havliak	12	72	6.0	32	2
Doughty	2	33	16.5	17	0
Unitas	3	15	5.0	8	0
Nowatzke	3	11	3.7	6	0
O'Brien	3	9	3.0	7	0
Mildren	3	8	2.7	5	0
Mitchell, T.	0	7	0.0	7	0
COLTS	462	1894	4.1	36	10
OPPONENTS	515	1989	3.9	32	15

RECEIVING	NO.	YDS.	AVG.	LG	TD
Mitchell, T.	40	494	12.4	34	4
Havliak	33	571	17.3	62	4
McCauley	30	256	8.5	34	2
Nottingham	25	191	7.6	27	0
Mitchell, L.	18	147	8.2	26	1
Matte	14	182	13.0	43	1
O'Brien	11	263	23.9	43	2
Hinton	11	146	13.3	63	1
Bulaich	9	55	6.1	10	0
Speyrer	8	114	14.3	21	0
Doughty	3	31	10.3	19	0
Mosier	1	53	53.0	53	0
COLTS	203	2503	12.3	63	15
OPPONENTS	178	2555	14.3	83	15

INTERCEPTIONS	NO.	YDS.	AVG.	LG	TD
Stukes	5	23	4.6	11	0
Volk	4	86	21.5	23	0
Curtis	4	74	18.5	33	1
Logan	4	47	11.8	20	0
May	2	43	21.5	37	0
Hendricks	2	13	6.5	13	0
Laird	1	31	31.0	31	0
Hepburn	1	14	14.0	14	0
COLTS	23	331	14.4	37	1
OPPONENTS	12	169	14.1	38	0

PUNTING	NO.	YDS.	AVG.	LG	BLK.
Lee	57	2400	42.1	60	1
COLTS	57	2400	42.1	60	1
OPPONENTS	71	2766	39.0	61	1

PUNT RETURNS	NO.	FC	YDS.	AVG.	LG	TD
Laird	34	11	303	8.9	42	0
Volk	5	7	25	5.0	8	0
Logan	4	1	20	5.0	7	0
COLTS	43	19	348	8.1	42	0
OPPONENTS	29	12	204	7.0	27	0

KICKOFF RETURNS	NO.	YDS.	AVG.	LG	TD
Laird	29	843	29.1	73	0
McCauley	13	377	29.0	93t	1
Nottingham	2	38	19.0	19	0
Bulaich	1	62	62.0	62	0
Mildren	1	1	1.0	1	0
Hendricks	1	0	0.0	0	0
COLTS	47	1321	28.1	93t	1
OPPONENTS	50	1091	21.8	49	0

USUAL STARTERS PRO BOWLERS IN BOLDFACE

OFFENSE	DEFENSE
WR Jim O'Brien	LDE Billy Newsome
LT Bob Vogel	LDT Fred Miller
LG Glenn Ressler	RDE Jim Bailey
C Bill Curry	RDT Roy Hilton
RG Dan Sullivan	LLB Ted Hendricks
RT Dennis Nelson	MLB Mike Curtis
TE Tom Mitchell	RLB Ray May
WR Sam Havliak	LCB Charlie Stukes
QB Marty Domres	RCB Lonnie Hepburn
RB Don McCauley	LS Jerry Logan
RB Don Nottingham	RS Rick Volk
	KR Bruce Laird



1973

RECORD: 4-10 COACH: HOWARD SCHNELLENBERGER

FOURTH – AFC EASTERN DIVISION

HOME: 3-4 AWAY: 1-6

DIV: 2-6 CONF: 2-9 NCONF: 2-1

DATE	RESULTS	OPPONENT	ATTENDANCE
9/16	L 14-24	@ Cleveland	74,303
9/23	L 10-34	NEW YORK JETS	55,942
10/30	W 14-10	NEW ORLEANS	52,293
9/7	L 16-24	@ New England	57,044
10/14	L 13-31	@ Buffalo	78,875
10/21	W 29-27	@ Detroit	48,058
10/28	L 21-34	OAKLAND	59,008
11/4	L 27-31	HOUSTON	52,707
11/11	L 0-44	@ Miami	60,332
11/18	L 14-22	@ Washington	52,675
11/25	L 17-24	BUFFALO	52,520
12/2	L 17-20	@ New York Jets	61,009
12/9	W 16-3	MIAMI	58,446
12/16	W 18-13	NEW ENGLAND	52,065

TEAM STATISTICS		COLTS	OPP
TOTAL FIRST DOWNS		218	243
Rushing		121	104
Passing		79	123
Penalty		18	16
3rd Down M/A/Pct	82/203/40.4	67/175/38.3	
TOTAL NET YARDS		3506	4488
Avg. Per Game		25.04	32.06
Total Plays		868	847
Avg. Per Play		4.0	5.3
NET YARDS RUSHING		2031	2089
Avg. Per Game		145.1	149.2
Total Rushes		536	491
NET YARDS PASSING		1475	2399
Avg. Per Game		105.4	171.4
Tackled/Yards Lost	32/271	25/200	
Gross Yards		1746	2599
Att./Completions	300/137	331/199	
Completion Pct.		45.7	60.1
Had Intercepted		25	15
PUNTS/AVERAGE	62/38.7	47/37.4	
PENALTIES/YARDS	57/483	69/684	
FUMBLES/BALL LOST	18/13	35/22	
TOUCHDOWNS		26	39
Rushing		9	15
Passing		14	16
Defense/Kicking		1/2	6/2

SCORE BY PERIODS	1	2	3	4	TOTAL
COLTS	45	34	50	97	226
OPPONENTS	53	108	64	116	341

SCORING	TDR	TDP	TDRT	PAT	FG	S	TP
Hunt			22-24	16-28			70
Speyrer	4	1					30
Doughty	4						24
Mitchell, T.	4						24
Domres	2						12
McCauley	2						12
Mitchell, L.	2						12
Olds	2						12
Hendricks			1				6
Nottingham	1						6
Chester		1					6
White			1				6
Andrews		1					6
COLTS	9	14	3	22-24	16-28		190
OPPONENTS	15	16	8	38-39	23-33		341

FGS	1-19	20-29	30-39	40-49	50+	TOT.
Hunt	6-6	6-8	4-6	0-5	0-3	16-28
COLTS	6-6	6-8	4-6	0-5	0-3	16-28
OPP.	9-10	3-4	8-11	2-5	1-3	23-33

Hunt:	(46,33)	(17)	(27)	(38,27,38)	(19,22)	(14,20,29)
	(22,38,50,36)	(0)	(52)	(49,43,23,27)	(17,50,46)	
OPP.:	(14)	(22,16)	(45,17)	(40,18)	(52)	(13,36,35)
	(27,30)	(47,38)	(13,54,14,38)	(35,18,37,42,29)		(36,25)
			(30,32,18)	(42,10)	(52,36)	

RUSHING	NO.	YDS.	AVG.	LG	TD
Mitchell, L.	253	963	3.8	36	2
McCauley	144	514	3.6	24	2
Domres	32	126	3.9	14	2
Nottingham	28	118	4.2	20	1
Olds	26	100	3.9	17	2
Doughty	10	96	9.6	30	0
Jones	18	58	3.2	17	0
Ginn	16	47	2.9	8	0
Mildren	2	14	7.0	10	0
Havriak	2	9	4.5	8	0
Nelson	0	3	0.0	3	0
Chester	1	1	1.0	1	0
Speyrer	1	1	1.0	1	0
Smith	1	-3	-3.0	-3	0
Lee	2	-16	-8.0	0	0
COLTS	536	2031	3.8	36	9
OPPONENTS	491	2089	4.2	78	15

RECEIVING	NO.	YDS.	AVG.	LG	TD
Doughty	25	587	23.5	66	4
Mitchell, T.	25	313	12.5	33	4
McCauley	25	186	7.4	34	0
Chester	18	181	10.1	40	1
Speyrer	17	311	18.3	47	4
Mitchell, L.	17	113	6.7	14	0
Ginn	3	2	0.7	6	0
Nottingham	2	10	5.0	5	0
Olds	2	4	2.0	1	0
Smith	1	37	37.0	37	0
Havriak	1	9	9.0	9	0
Andrews	1	1	1.0	1	1
COLTS	137	1746	12.7	66	14
OPPONENTS	199	2599	13.1	66	16

INTERCEPTIONS	NO.	YDS.	AVG.	LG	TD
White	4	40	10.0	22	1
Hendricks	3	33	11.0	24	0
Kern	2	22	11.0	22	0
Oldham	2	10	5.0	7	0
Curtis	2	9	4.5	9	0
Kacmarek	1	2	2.0	2	0
Volk	1	0	0.0	0	0
COLTS	15	116	7.7	24	1
OPPONENTS	25	336	13.4	45	4

PUNTING	NO.	YDS.	AVG.	LG	BLK.
Lee	62	2402	38.7	60	2
COLTS	62	2402	38.7	60	2
OPPONENTS	47	1758	37.4	57	1

PUNT RETURNS	NO.	FC	YDS.	AVG.	LG	TD
Laird	15	6	72	4.8	13	0
Volk	7	7	45	6.4	13	0
Kern	2	0	12	6.0	9	0
COLTS	24	13	129	5.4	13	0
OPPONENTS	28	21	280	10.0	54	0

KICKOFF RETURNS	NO.	YDS.	AVG.	LG	TD
Laird	24	547	22.8	51	0
Speyrer	17	496	29.1	101	1
Ginn	9	198	22.0	29	0
Olds	3	14	4.7	10	0
Volk	2	16	8.0	16	0
White	1	17	17.0	17	0
Nottingham	1	17	17.0	17	0
Andrews	1	13	13.0	13	0
Munsey	1	13	13.0	13	0
McCauley	1	12	12.0	12	0
COLTS	60	1343	22.4	101	1
OPPONENTS	42	950	22.6	60	0

USUAL STARTERS PRO BOWLERS IN BOLDFACE

OFFENSE	DEFENSE
WR Cotton Speyrer	LDE Mike Barnes
LT Tom Drougas	LDT Jim Bailey
LG Glenn Ressler	RDT Joe Ehrmann
C Ken Mendenhall	RDE Joe Schmiesing
RG Elmer Collett	LLB Ted Hendricks
RT Dennis Nelson	MLB Mike Curtis
TE Raymond Chester	RLB Stan White
WR Glenn Doughty	LCB Rex Kern
QB Marty Domres	RCB Nelson Munsey
RB Lydell Mitchell	LB Jack Mildren
RB Don McCauley	RS Rick Volk

PASSING	ATT.	COMP.	YDS.	PCT.	AVG./ATT.	TD	TD%	INT.	INT%	LG	SACKED	RATING
Domres	191	93	1153	48.7	6.04	9	4.7	13	6.8	66f	18/145	55.2
Jones	108	43	539	39.8	4.99	4	3.7	12	11.1	51f	14/126	28.8
Speyrer	1	1	54	100.0	54.00	1	100.0	0	0.0	54f	0/0	158.3
COLTS	300	137	1746	45.7	5.82	14	4.7	25	8.3	66f	32/271	45.2
OPPONENTS	331	199	2599	60.1	7.85	16	4.8	15	4.5	66f	25/200	82.1

ADMINISTRATION

COACHING STAFF

FOOTBALL OPERATIONS

FOOTBALL STAFF

PLAYERS

2011 SEASON IN REVIEW

COLTS HISTORY

RECORDS

COLTS IN THE COMMUNITY



1974

RECORD: 2-12 COACH: HOWARD SCHNELLENBERGER (3), JOE THOMAS (11)

FIFTH – AFC EASTERN DIVISION

HOME: 0-7 AWAY: 2-5

DIV: 1-7 CONF: 1-10 NCONF: 1-2

ADMINISTRATION

STAFF

FOOTBALL OPERATIONS

FOOTBALL STAFF

PLAYERS

2011 SEASON IN REVIEW

COLTS HISTORY

RECORDS

COLTS IN THE COMMUNITY

DATE	RESULTS	OPPONENT	ATTENDANCE
9/15	L 0-30	@ Pittsburgh	48,890
9/22	L 13-20	GREEN BAY	41,252
9/29	L 10-30	@ Philadelphia	64,205
10/6	L 3-42	@ New England	59,502
10/13	L 14-27	BUFFALO	42,089
10/20	W 35-20	@ New York Jets	51,745
10/27	L 7-17	@ Miami	65,868
11/3	L 14-24	CINCINNATI	40,037
11/10	L 6-17	DENVER	37,959
11/17	W 17-7	@ Atlanta	41,278
11/24	L 17-27	NEW ENGLAND	38,971
12/1	L 0-6	@ Buffalo	75,325
12/8	L 16-17	MIAMI	43,553
12/15	L 38-45	NEW YORK JETS	38,168

TEAM STATISTICS	COLTS	OPP
TOTAL FIRST DOWNS	244	237
Rushing	110	120
Passing	109	101
Penalty	25	16
3rd Down M/A/Pct	98/222/44.1	87/198/43.9
TOTAL NET YARDS	3843	4126
Avg. Per Game	274.5	294.7
Total Plays	924	849
Avg. Per Play	4.2	4.9
NET YARDS RUSHING	1818	1961
Avg. Per Game	129.9	140.1
Total Rushes	450	516
NET YARDS PASSING	2025	2165
Avg. Per Game	144.6	154.6
Tackled/Yards Lost	49/399	21/183
Gross Yards	2424	2348
Att./Completions	425/221	312/180
Completion Pct.	52.0	57.7
Had Intercepted	24	10
PUNTS/AVERAGE	71/37.1	67/38.4
PENALTIES/YARDS	66/587	75/737
FUMBLES/BALL LOST	28/13	25/14
TOUCHDOWNS	22	40
Rushing	13	20
Passing	9	16
Defense/Kicking	0/0	4/0

SCORE BY PERIODS	1	2	3	4	TOTAL
COLTS	13	56	48	73	190
OPPONENTS	51	142	62	74	329

SCORING	TDR	TDP	TORT	PAT	FG	S	TP
Linhart			22-22		12-20		58
Mitchell	5	2					42
Jones	4						24
Olds	1	2					18
Domres	2						12
Doughty		2					12
Chester		1					6
McCauley		1					6
Orduna		1					6
Speyner		1					6
COLTS	13	9	22-22	12-20			190
OPPONENTS	20	16	4 38-40	17-27			329

FGS	1-19	20-29	30-39	40-49	50+	TOT.
Linhart	0-0	8-8	2-5	2-6	0-1	12-20
COLTS	0-0	8-8	2-5	2-6	0-1	12-20
OPP.	1-1	7-8	7-12	1-5	1-1	17-27

RUSHING	NO.	YDS.	AVG.	LG	TD
Mitchell	214	757	3.5	31	5
Olds	129	475	3.7	34	1
Jones	39	279	7.2	39	4
Domres	22	145	6.6	21	2
McCauley	30	90	3.0	15	0
Doughty	7	51	7.3	17	0
Scott	2	12	6.0	9	0
Andrews	5	6	1.2	4	0
Orduna	2	3	1.5	2	1
COLTS	450	1818	4.0	39	13
OPPONENTS	516	1961	3.8	69	20

RECEIVING	NO.	YDS.	AVG.	LG	TD
Mitchell	72	544	7.6	24	2
Chester	37	461	12.5	45	1
Doughty	24	300	12.5	27	2
Carr	21	405	19.3	57	0
Olds	21	153	7.3	18	2
Scott	18	317	17.6	45	0
McCauley	17	112	6.6	14	1
Speyner	9	110	12.2	27	1
Smith	1	14	14.0	14	0
Orduna	1	8	8.0	8	0
COLTS	221	2424	11.0	57	9
OPPONENTS	180	2348	13.0	77	16

INTERCEPTIONS	NO.	YDS.	AVG.	LG	TD
Curtis	3	24	8.0	11	0
Rushing	2	0	0.0	0	0
White	1	40	40.0	40	0
Laird	1	15	15.0	15	0
Dickel	1	5	5.0	5	0
Oldham	1	3	3.0	3	0
Nettles	1	0	0.0	0	0
COLTS	10	87	8.7	40	0
OPPONENTS	24	384	16.0	55	3

PUNTING	NO.	YDS.	AVG.	LG	BLK.
Lee	71	2634	37.1	58	1
COLTS	71	2634	37.1	58	1
OPPONENTS	67	2575	38.4	59	0

PUNT RETURNS	NO.	FC	YDS.	AVG.	LG	TD
Berra	16	2	114	7.1	14	0
Laird	11	0	30	2.7	10	0
Speyner	8	2	54	6.8	18	0
Scott	3	1	31	10.3	14	0
Rudnick	2	0	23	11.5	12	0
Voik	1	0	1	1.0	1	0
Bertuca	1	0	0	0.0	0	0
COLTS	42	5	253	6.0	18	0
OPPONENTS	46	6	413	9.0	66	0

KICKOFF RETURNS	NO.	YDS.	AVG.	LG	TD
Speyner	22	539	24.5	44	0
Laird	19	499	26.3	55	0
Berra	13	259	19.9	54	0
Orduna	3	68	22.7	24	0
Scott	3	61	20.3	26	0
Mayo	2	23	11.5	14	0
Andrews	1	18	18.0	18	0
McCauley	1	17	17.0	17	0
Rudnick	1	5	5.0	5	0
Oldham	1	0	0.0	0	0
COLTS	66	1489	22.6	55	0
OPPONENTS	45	903	20.1	38	0

USUAL STARTERS PRO BOWLERS IN BOLDFACE

OFFENSE	DEFENSE
WR Roger Carr	LDE Fred Cook
LT David Taylor	LDT Jim Bailey
LG Glenn Ressler	RDT Joe Dutton
C Ken Mendenhall	RDE John Elmer
RG Elmer Collett	LLB Tom MacLeod
RT Dennis Nelson	MLB Mike Curtis
TE Raymond Ochester	RLB Stan White
WR Glenn Doughty	LCB Ray Oldham
QB Bert Jones	CB Nelson Munsey
RB Lydell Mitchell	LS Bruce Laird
RB Bill Olds	RS Rick Volk

PASSING	ATT.	COMP.	YDS.	PCT.	AVG./ATT.	TD	TD%	INT.	INT%	LG	SACKED	RATING
Jones	270	143	1610	53.0	5.96	8	3.0	12	4.4	57	36/328	62.4
Domres	153	77	803	50.3	5.25	0	0.0	12	7.8	44	13/71	33.2
McCauley	2	1	11	50.0	5.50	1	50.0	0	0.0	11	0/0	106.3
COLTS	425	221	2424	52.0	5.70	9	2.1	24	5.6	57	49/399	52.7
OPPONENTS	312	180	2348	57.7	7.53	16	5.1	10	3.2	77	21/183	85.3



1975

RECORD: 10-4 COACH: TED MARCHIBRODA

FIRST – AFC EASTERN DIVISION

HOME: 5-2 AWAY: 5-2

DIV: 6-2 CONF: 8-3 NCONF: 2-1

DATE	RESULTS	OPPONENT	ATTENDANCE
9/21	W 35-7	@ Chicago	51,678
9/28	L 20-31	OAKLAND	41,023
10/5	L 13-24	@ Los Angeles Rams	62,491
10/12	L 31-38	BUFFALO	45,791
10/19	L 10-21	@ New England	51,417
10/26	W 45-28	@ New York Jets	55,137
11/2	W 21-7	CLEVELAND	37,285
11/9	W 42-35	@ Buffalo	77,320
11/16	W 52-19	NEW YORK JETS	54,006
11/23	W 33-17	@ Miami	61,986
11/30	W 28-14	KANSAS CITY	44,151
12/7	W 21-0	@ New York Giants	49,863
12/14	W 10-7 OT	MIAMI	60,548
12/21	W 34-21	NEW ENGLAND	50,801
12/27	L 10-28	@ Pittsburgh	59,053

TEAM STATISTICS	COLTS	OPP
TOTAL FIRST DOWNS	266	242
Rushing	131	101
Passing	114	124
Penalty	21	17
3rd Down M/A/Pct	105/217/48.4	84/199/42.2
TOTAL NET YARDS	4498	4173
Avg. Per Game	321.3	298.1
Total Plays	928	905
Avg. Per Play	4.8	4.6
NET YARDS RUSHING	2217	1821
Avg. Per Game	158.4	130.1
Total Rushes	536	453
NET YARDS PASSING	2281	2352
Avg. Per Game	162.9	168.0
Tackled/Yards Lost	38/325	59/496
Gross Yards	2606	2848
Att./Completions	354/211	393/193
Completion Pct.	59.6	49.1
Had Intercepted	8	29
PUNTS/AVERAGE	86/39.6	83/38.6
PENALTIES/YARDS	80/760	79/700
FUMBLES/BALL LOST	18/10	29/12
TOUCHDOWNS	52	36
Rushing	28	17
Passing	19	17
Defense/Kicking	5/0	1/1

SCORE BY PERIODS	1	2	3	4	OT	TOTAL
COLTS	96	130	72	94	3	395
OPPONENTS	34	97	52	86	0	269

SCORING	TDR	TDP	TORT	PAT	FG	S	TP
Mitchell	11	4					90
Linhart			51-52	10-18			81
McCauley	10	1					66
Doughty		4					24
Olds	2	2					24
Chester		3					18
Jones	3						18
Carr		2					12
Johnson		2					12
Wallace		2					12
Cook			1				6
Domres	1						6
Leaks	1						6
Munsey		1					6
White		1					6
Kennedy		1					6
Laird						1	2
COLTS	28	19	5	51-52	10-18	1	395
OPPONENTS	17	17	2	35-36	6-10		269

FGS	1-19	20-29	30-39	40-49	50+	TOT.
Linhart	2-2	0-3	7-10	1-3	0-0	10-18
COLTS	2-2	0-3	7-10	1-3	0-0	10-18
OPP.	0-0	3-3	1-2	2-3	0-2	6-10

Linhart:	(0 26 31 37)	(0 39 19 34)	(36 46)	(37)	(36)
	(42)	(25)	(0 29 31)	(19 44 37 31)	
OPP.:	(0 29)	(27 44)	(52)	(0 0)	(45 36)
	(45 35)	(0)	(52 28)	(0)	(0)

RUSHING	NO.	YDS.	AVG.	LG	TD
Mitchell	289	1193	4.1	70	11
Jones	47	321	6.8	36	3
Olds	94	281	3.0	14	2
McCauley	60	196	3.3	18	10
Leaks	41	175	4.3	17	1
Domres	4	46	11.5	20	1
Doughty	1	5	5.0	5	0
COLTS	536	2217	4.1	70	28
OPPONENTS	453	1821	4.0	66	17

RECEIVING	NO.	YDS.	AVG.	LG	TD
Mitchell	60	544	9.1	35t	4
Doughty	39	666	17.1	63	4
Chester	38	457	12.0	32	3
Olds	30	194	6.5	28t	2
Carr	23	517	22.5	90t	2
McCauley	14	93	6.6	32	1
Johnson	4	115	28.8	68t	2
Kennedy	2	15	7.5	12	1
Leaks	1	5	5.0	5	0
COLTS	211	2606	12.4	90t	19
OPPONENTS	193	2848	14.8	91	17

INTERCEPTIONS	NO.	YDS.	AVG.	LG	TD
White	8	135	16.9	32	1
Wallace	4	126	31.5	42t	2
Mumphord	4	58	14.5	28	0
Laird	3	46	15.3	28	0
Munsey	3	36	12.0	30t	1
Oldham	2	23	11.5	13	0
Cheyanski	2	8	4.0	6	0
McLeod	1	50	50.0	50	0
Cook	1	8	8.0	8	0
Curtis	1	3	3.0	3	0
COLTS	29	493	17.0	50	4
OPPONENTS	8	111	13.9	38	0

PUNTING	NO.	YDS.	AVG.	LG	BLK.
Lee	86	3402	39.6	62	1
COLTS	86	3402	39.6	62	1
OPPONENTS	83	3204	38.6	63	3

PUNT RETURNS	NO.	FC	YDS.	AVG.	LG	TD
Stevens	36	8	396	11.0	53	0
Wallace	6	0	43	7.2	14	0
Johnson	0	4	0	0.0	0	0
Oldham	0	3	0	0.0	0	0
COLTS	42	15	439	10.5	53	0
OPPONENTS	51	5	513	10.1	46	0

KICKOFF RETURNS	NO.	YDS.	AVG.	LG	TD
Laird	31	799	25.8	65	0
Stevens	3	71	23.7	31	0
McCauley	4	86	21.5	29	0
Johnson	7	134	19.1	30	0
Kennedy	2	36	18.0	19	0
Pratt	4	64	16.0	22	0
Wallace	1	0	0.0	0	0
COLTS	52	1190	22.9	65	0
OPPONENTS	70	1655	23.6	99t	1

USUAL STARTERS PRO BOWLERS IN BOLDFACE

OFFENSE	DEFENSE
WR Roger Carr	LDE Fred Cook
LT David Taylor	LDT Mike Barnes
LG Robert Pratt	RDT Joe Ehrmann
C Ken Mendenhall	RDE John Dutton
RG Elmer Collett	LLB Tom MacLeod
RT George Kunz	MLB Jim Cheyanski
TE Raymond Chester	RLB Stan White
WR Glenn Doughty	LCB Lloyd Mumphord
QB Bert Jones	RCB Nelson Munsey
RB Lydell Mitchell	LS Bruce Laird
RB Bill Olds	RS Jackie Wallace

PASSING	ATT.	COMP.	YDS.	PCT.	AVG./ATT.	TD	TD%	INT.	INT%	LG	SACKED	RATING
Jones	344	203	2483	59.0	7.22	18	5.2	8	2.3	90t	38/325	89.1
Domres	10	8	123	80.0	12.30	1	10.0	0	0.0	30t	0/0	151.3
COLTS	354	211	2606	59.6	7.36	19	5.4	8	2.3	90t	38/325	90.9
OPPONENTS	393	193	2848	49.1	7.25	17	4.3	29	7.4	91t	59/496	56.9

ADMINISTRATION

COACHING STAFF

FOOTBALL OPERATIONS

FOOTBALL STAFF

PLAYERS

2011 SEASON IN REVIEW

COLTS HISTORY

RECORDS

COLTS IN THE COMMUNITY



1976

RECORD: 11-3 COACH: TED MARCHIBRODA

FIRST – AFC EASTERN DIVISION

HOME: 6-1 AWAY: 5-2

DIV: 7-1 CONF: 11-1 NCONF: 0-2

ADMINISTRATION

COACHING STAFF

FOOTBALL OPERATIONS

FOOTBALL STAFF

PLAYERS

2011 SEASON IN REVIEW

COLTS HISTORY

RECORDS

COLTS IN THE COMMUNITY

DATE	RESULTS	OPPONENT	ATTENDANCE
9/12	W 27-13	@ New England	43,512
9/19	W 28-27	CINCINNATI	50,621
9/26	L 27-30	@ Dallas	64,237
10/3	W 42-17	TAMPA BAY	43,105
10/10	W 28-14	MIAMI	60,020
10/17	W 31-13	@ Buffalo	71,009
10/24	W 20-0	@ New York Jets	49,768
11/1	W 38-14	HOUSTON	60,020
11/7	W 37-21	@ San Diego	42,827
11/14	L 14-21	NEW ENGLAND	60,020
11/22	W 17-16	@ Miami	62,104
11/28	W 33-16	NEW YORK JETS	46,938
12/4	L 17-24	@ St. Louis	48,282
12/12	W 58-20	BUFFALO	53,729
12/19	L 14-40	PITTSBURGH	60,020

TEAM STATISTICS		COLTS	OPP
TOTAL FIRST DOWNS		301	229
Rushing		133	83
Passing		144	126
Penalty		24	20
3rd Down M/A/Pct		109/200/54.5	70/184/38.0
TOTAL NET YARDS		5236	4187
Avg. Per Game		374.0	299.1
Total Plays		956	866
Avg. Per Play		5.5	4.8
NET YARDS RUSHING		2303	1844
Avg. Per Game		164.5	131.7
Total Rushes		565	438
NET YARDS PASSING		2933	2343
Avg. Per Game		209.5	167.4
Tackled/Yards Lost		30/288	56/461
Gross Yards		3221	2804
Att./Completions		361/215	372/192
Completion Pct.		59.6	51.6
Had Intercepted		10	15
PUNTS/AVERAGE		59/39.7	79/39.6
NET PUNTING AVG.		34.8	31.1
PENALTIES/YARDS		92/786	89/770
FUMBLES/BALL LOST		25/18	32/21
TOUCHDOWNS		51	29
Rushing		26	11
Passing		24	16
Defense/Kicking		1/0	2/0

SCORE BY PERIODS		1	2	3	4	TOTAL
COLTS		72	175	77	93	417
OPPONENTS		46	84	31	85	246

SCORING		TDR	TDP	TDRT	PAT	FG	S	TP
Linhart					49-51	20-27		109
Carr		11						66
McCauley		9	2					66
Mitchell		5	3					48
Leaks		7						42
Doughty			5					30
Chester			3					18
Jones		2						12
Lee		1						6
Luce				1				6
Stevens		1						6
Troup		1						6
Fernandes							1	2
COLTS	26	24	1	49-51	20-27	1	417	
OPPONENTS	11	16	2	27-29	15-20		246	

FGS	1-19	20-29	30-39	40-49	50+	TOT.
Linhart	0-0	9-9	10-11	1-7	0-0	20-27
COLTS	0-0	9-9	10-11	1-7	0-0	20-27
OPP.	1-1	6-6	5-6	2-6	1-1	15-20

Linhart:	(28.32)	(45)	(44.30.24)	(32.38)	(0)	(21)	(24.35)
	(45.25)	(41.39)	(40)	(27)	(34.34.44.41.31.38)	(22)	
	(24.22.36)						

OPP.:	(31.27.39)	(26.51)	(37.18.32)	(40)	(0)	(32.44)	(0)
	(44)	(41)	(48.44)	(20)	(26)	(22)	(28.34)

RUSHING	NO.	YDS.	AVG.	LG	TD
Mitchell	289	1200	4.2	43	5
Leaks	118	445	3.8	42	7
McCauley	69	227	3.3	16	9
Lee	41	220	5.4	69T	1
Jones	38	214	5.6	17	2
Troup	5	-1	-0.2	6T	1
Doughty	3	7	2.3	3	0
Stevens	1	3	3.0	3	1
Lee	1	-12	-12.0	-12	0
COLTS	565	2303	4.1	69T	26
OPPONENTS	438	1844	4.2	54	11

RECEIVING	NO.	YDS.	AVG.	LG	TD
Mitchell	60	555	9.3	40T	3
Carr	43	1112	25.9	79T	11
Doughty	40	628	15.7	41	5
McCauley	34	347	10.2	44	2
Chester	24	467	19.5	40	3
Leaks	8	43	5.4	10	0
Scott	3	35	11.7	18	0
Kennedy	1	32	32.0	32	0
Thompson	1	11	11.0	11	0
Lee	1	-9	-9.0	-9	0
COLTS	215	3221	15.0	79T	24
OPPONENTS	192	2804	14.6	67T	16

INTERCEPTIONS	NO.	YDS.	AVG.	LG	TD
Wallace	5	105	21.0	41	0
White	3	26	8.7	15	0
Oldham	2	40	20.0	33	0
Luce	2	7	3.5	7	0
Mumphord	1	22	22.0	22	0
Munsey	1	10	10.0	10	0
Cook	1	-1	-1.0	-1	0
COLTS	15	211	14.1	41	0
OPPONENTS	10	146	14.6	31T	1

PUNTING	NO.	YDS.	AVG.	TB	IN20	LG	BLK.
LEE	59	2342	39.7	3	21	56	0
COLTS	59	2342	39.7	3	21	56	0
OPPONENTS	79	2914	36.9	7	7	60	0

PUNT RETURNS	NO.	FC	YDS.	AVG.	LG	TD
Stevens	39	9	315	7.9	44	0
Lee	1	0	0	0.0	0	0
Wallace	0	3	0	0.0	0	0
Oldham	0	1	0	0.0	0	0
COLTS	40	13	315	7.9	44	0
OPPONENTS	33	5	231	7.0	49	0

KICKOFF RETURNS	NO.	YDS.	AVG.	LG	TD
Stevens	30	710	23.7	83	0
Laird	7	143	20.4	25	0
Kennedy	4	64	16.0	23	0
Wallace	3	61	20.3	23	0
Lee	3	24	8.0	14	0
Pratt	1	21	21.0	21	0
Scott	1	20	20.0	20	0
McCauley	1	17	17.0	17	0
Novak	1	12	12.0	12	0
Huff	1	0	0.0	0	0
COLTS	52	1072	20.6	83	0
OPPONENTS	77	1716	22.3	47	0

USUAL STARTERS
PRO BOWLERS IN BOLDFACE

OFFENSE		DEFENSE	
WR Roger Carr	LDE	Fred Cook	
LT David Taylor	LDT	Mike Barnes	
LG Robert Pratt	RDE	John Dutton	
RG Ken Mendenhall	LLB	Derrel Luce	
C Elmer Collett	LLB	Stim White	
RT George Kunz	MLB	Jam Cheynski	
TE Raymond Chester	RLB	Lloyd Mumphord	
WR Glenn Doughty	LCB	Nelson Munsey,	
QB Bert Jones	RCB	Ray Oldham	
RB Lydell Mitchell		Bruce Laird	
RB Roosevelt Leaks	SS	Fred Wallace	
	FS	K Toni Linhart	

PASSING	ATT.	COMP.	YDS.	PCT.	AVG./ATT.	TD	TD%	INT.	INT%	LG	SACKED	RATING
Jones	343	207	3104	60.4	9.05	24	7.0	9	2.6	79T	29/284	102.5
Troup	18	8	117	44.4	6.50	0	0.0	1	5.6	32t	1/4	43.1
COLTS	361	215	3221	59.6	8.92	24	6.6	10	2.8	79T	30/288	99.5
OPPONENTS	372	192	2804	51.6	7.54	16	4.3	15	4.0	67T	56/461	74.0



1977

RECORD: 10-4 COACH: TED MARCHIBRODA

FIRST – AFC EASTERN DIVISION

HOME: 6-1 AWAY: 4-3

DIV: 6-2 CONF: 9-3 NCONF: 1-1

DATE	RESULTS	OPPONENT	ATTENDANCE
9/18	W 29-14	@ Seattle	58,991
9/25	W 20-12	@ New York Jets	43,439
10/2	W 17-14	BUFFALO	49,247
10/9	W 45-28	MIAMI	57,829
10/16	W 17-6	@ Kansas City	63,076
10/23	L 3-17	@ New England	60,958
10/30	W 31-21	PITTSBURGH	60,763
11/7	W 10-3	WASHINGTON	60,763
11/13	W 31-13	@ Buffalo	39,444
11/20	W 33-12	NEW YORK JETS	52,014
11/27	L 13-27	@ Denver	74,939
12/5	L 6-17	@ Miami	68,977
12/11	L 10-13	DETROIT	45,124
12/18	W 30-24	NEW ENGLAND	60,763
12/24	L 31-37 2OT	OAKLAND	60,763

TEAM STATISTICS		COLTS	OPP
TOTAL FIRST DOWNS			
		269	210
Rushing			
		111	78
Passing			
		136	116
Penalty			
		22	16
3rd Down M/A/Pct			
	104/221/47.1	72/190/37.9	
TOTAL NET YARDS			
		4588	3988
Avg. Per Game			
		327.4	284.9
Total Plays			
		987	852
Avg. Per Play			
		4.6	4.7
NET YARDS RUSHING			
		2123	1798
Avg. Per Game			
		151.6	128.4
Total Rushes			
		566	423
NET YARDS PASSING			
		2465	2190
Avg. Per Game			
		176.1	156.4
Tackled/Yards Lost			
		26/221	47/359
Gross Yards			
		2686	2549
Att./Completions			
		395/224	382/181
Completion Pct.			
		56.7	47.4
Had Intercepted			
		12	30
PUNTS/AVERAGE			
		84/37.4	81/36.2
NET PUNTING AVG.			
		29.5	31.5
PENALTIES/YARDS			
		77/620	78/618
FUMBLES/BALL LOST			
		24/14	27/17
TOUCHDOWNS			
		35	27
Rushing			
		17	11
Passing			
		17	10
Defense/Kicking			
		1/0	3/3
TIME OF POSSESSION			
		31:53	28:07

SCORE BY PERIODS	1	2	3	4	TOTAL
COLTS	66	85	85	59	295
OPPONENTS	41	74	33	73	221

SCORING	TDR	TDP	TORT	PAT	FG	S	TP
Linhart			32-35		17-26		83
McCauley	6	2					48
Mitchell	3	4					42
Doughy		4					24
Leaks	3	1					24
Chester		3					18
Lee	3						18
Jones		2					12
Scott		2					12
Carr		1					6
Pratt			1				6
Nettles						1	2
COLTS	17	17	1	32-35	17-26	1	295
OPPONENTS	11	10	6	24-27	11-21	1	221

FGS	1-19	20-29	30-39	40-49	50+	TOT.
Linhart	0-0	5-8	5-7	7-10	0-1	17-26
COLTS	0-0	5-8	5-7	7-10	0-1	17-26
OPP.	1-2	6-8	2-3	2-7	0-1	11-21

Linhart:	(45,38,42)	(45,44)	(41)	(44)	(40)	(24,29)	(26,29)
	(22,30)	(30,31,52)	(40,43)	(32,27)	(27,31)		
		(38,28,45)					
OPP.:	(19)	(25)	(4)	(44,35)	(41)	(18)	(40)
	(24,52,22)	(4)	(27,29,44)	(25,29,37)	(30)		

RUSHING	NO.	YDS.	AVG.	LG	TD
Mitchell	301	1159	3.9	64t	3
Lee	84	346	4.1	30	3
Leaks	59	237	4.0	39	3
McCauley	83	234	2.8	16	6
Jones	28	146	5.2	22	2
Doughy	2	11	5.5	16	0
Lee	2	2	1.0	0	0
Troup	7	8	1.1	7	0
COLTS	566	2123	3.8	64t	17
OPPONENTS	423	1798	4.3	77t	11

RECEIVING	NO.	YDS.	AVG.	LG	TD
Mitchell	71	620	8.7	38	4
McCauley	51	495	9.7	34t	2
Chester	31	556	17.9	78t	3
Scott	28	435	15.5	57	4
Doughy	18	267	14.8	33	2
Carr	11	199	18.1	45	1
Lee	10	60	6.0	15	0
Leaks	3	39	13.0	26t	1
Thompson, R.	1	15	15.0	15	0
COLTS	224	2686	12.0	78t	17
OPPONENTS	181	2549	14.1	68	10

INTERCEPTIONS	NO.	YDS.	AVG.	LG	TD
Blackwood	10	163	16.3	37	0
White	7	84	12.0	19	0
Laird	3	56	18.7	22	0
Thompson, N.	3	39	13.0	20	0
Munsey	3	25	8.3	14	0
MacLeod	2	37	18.5	33	0
Nettles	1	30	30.0	30	0
Simonini	1	0	0.0	0	0
COLTS	30	434	14.5	37	0
OPPONENTS	12	298	24.8	73t	1

PUNTING	NO.	YDS.	AVG.	TB	IN20	LG	BLK.
LEE	82	3142	38.3	9	19	59	2
COLTS	84	3142	37.4	9	19	59	2
OPPONENTS	81	2933	36.2	3	7	73	0

PUNT RETURNS	NO.	FC	YDS.	AVG.	LG	TD
Stevens	34	6	301	8.9	24	0
Blackwood	7	5	22	3.1	10	0
Oldham	1	3	0	0.0	0	0
COLTS	42	14	323	7.7	24	0
OPPONENTS	44	5	481	10.9	73t	1

KICKOFF RETURNS	NO.	YDS.	AVG.	LG	TD
Laird	24	541	22.5	35	0
Stevens	11	216	19.6	37	0
McCauley	5	67	13.4	20	0
Blackwood	1	24	24.0	24	0
Huff	1	15	15.0	15	0
Johnson	1	15	15.0	15	0
Griggs	1	12	12.0	12	0
Kennedy	1	9	9.0	9	0
Shiver	1	7	7.0	7	0
Griffin	1	6	6.0	6	0
Doughy	1	0	0.0	0	0
COLTS	48	912	19.0	37	0
OPPONENTS	60	1514	25.2	101t	2

USUAL STARTERS
PRO BOWLERS IN BOLDFACE

OFFENSE	DEFENSE
WR Freddie Scott	LDE Fred Cook
LT David Taylor	LDT Mike Barnes
LG Robert Pratt	LB Joe Ehmann
C Ken Mendenhall	RDE John Dutton
RG Ken Huff	LLB Tom MacLeod
RT George Kunz	MLB Ed Simonini
TE Raymond Chester	RLB Stan White
WR Glenn Doughty	LCB Norm Thompson
QB Bert Jones	RCB Nelson Munsey
RB Lydell Mitchell	SS Bruce Laird
RB Roosevelt Leaks	FS Lyle Blackwood
	K Toni Linhart

PASSING	ATT.	COMP.	YDS.	PCT.	AVG./ATT.	TD	TD%	INT.	INT%	LG	SACKED	RATING
Jones	393	224	2686	57.0	6.83	17	4.3	11	2.8	78t	26/221	80.8
Troup	2	0	0	0.0	0.00	0	0.0	1	50.0	0t	0/0	0.0
COLTS	395	224	2686	56.7	6.80	17	4.3	12	3.0	78t	26/221	79.4
OPPONENTS	382	181	2549	47.4	6.67	10	2.6	30	7.9	68t	47/359	45.4

ADMINISTRATION
COACHING STAFF
FOOTBALL OPERATIONS
FOOTBALL STAFF
PLAYERS
2011 SEASON IN REVIEW
COLTS HISTORY
RECORDS
COLTS IN THE COMMUNITY



1978

RECORD: 5-11 COACH: TED MARCHIBRODA

FOOTBALL – AFC EASTERN DIVISION

HOME: 2-6 AWAY: 3-5

DIV: 1-7 CONF: 3-9 NCONF: 2-2

ADMINISTRATION

COACHING STAFF

FOOTBALL OPERATIONS

FOOTBALL STAFF

PLAYERS

2011 SEASON IN REVIEW

COLTS HISTORY

RECORDS

COLTS IN THE COMMUNITY

DATE	RESULTS	OPPONENT	ATTENDANCE
9/4	L 0-38	@ Dallas	65,053
9/10	L 0-42	MIAMI	47,730
9/18	W 34-27	@ New England	57,284
9/24	L 17-24	@ Buffalo	55,270
10/1	L 14-17	PHILADELPHIA	50,314
10/8	W 30-17	@ St. Louis	47,479
10/15	L 10-33	NEW YORK JETS	48,136
10/22	W 7-6	DENVER	58,857
10/29	L 8-26	@ Miami	53,524
11/6	W 21-17	WASHINGTON	60,762
11/12	W 17-14	@ Seattle	61,905
11/19	L 24-45	CLEVELAND	49,570
11/26	L 14-35	NEW ENGLAND	49,404
12/3	L 16-24	@ New York Jets	50,248
12/9	L 13-35	@ Pittsburgh	41,597
12/17	L 14-21	BUFFALO	40,420

TEAM STATISTICS	COLTS	OPP
TOTAL FIRST DOWNS	249	291
Rushing	95	153
Passing	124	119
Penalty	30	19
3rd Down M/A/Pct	74/203/36.5	119/241/49.4
TOTAL NET YARDS	4107	5911
Avg. Per Game	256.7	368.4
Total Plays	964	1049
Avg. Per Play	4.3	5.6
NET YARDS RUSHING	2044	3010
Avg. Per Game	127.8	188.1
Total Rushes	532	662
NET YARDS PASSING	2063	2901
Avg. Per Game	129.1	181.3
Tackled/Yards Lost	49/480	30/224
Gross Yards	2543	3125
Att./Completions	383/202	357/191
Completion Pct.	52.7	53.5
Had Intercepted	30	17
PUNTS/AVERAGE	94/37.4	80/35.7
NET PUNTING AVG.	30.6	31.6
PENALTIES/YARDS	90/771	114/1006
FUMBLES/BALL LOST	38/17	36/20
TOUCHDOWNS	31	54
Rushing	9	21
Passing	17	29
Defense/Kicking	4/1	3/1
TIME OF POSSESSION	28:32	31:28

SCORE BY PERIODS	1	2	3	4	TOTAL
COLTS	31	96	42	70	239
OPPONENTS	90	155	70	106	421

SCORING	TDR	TDP	TDRT	PAT	FG	S	TP
Linhart			27-31		8-17		51
Carr							36
McCauley	5						30
Leaks	2	2					24
Doughty	3						18
McCall	1	1					12
Washington	1	1					12
Alston	2						12
Blackwood			2				12
Lee	1	1					12
Troup	1						6
Luce			1				6
Siani		1					6
Burke							1
COLTS	9	17	5	27-31	8-17	1	239
OPPONENTS	21	29	4	53-54	14-24	1	421

FGS	1-19	20-29	30-39	40-49	50+	TOT.
Linhart	0-0	5-5	2-7	1-5	0-0	8-17
COLTS	0-0	5-5	2-7	1-5	0-0	8-17
OPP.	1-2	7-8	3-5	3-7	0-2	14-24

Linhart:	(37) (0) (21) (46) (43,35) (27) (0) (44,38,30)
(22,49) (23) (31) (30,22,41) (0) (36)	
(18,45,48) (0) (41) (21) (46,26) (26)	
(23,52,19,30,26) (43,33,26,27) (32) (44) (53) (45)	
(31) (32,22) (0) (0)	

RUSHING	NO.	YDS.	AVG.	LG	TD
Washington	240	956	4.0	29	0
Lee	81	374	4.6	24	1
Leaks	83	266	3.2	11	2
Hardeman	48	244	5.1	46	0
McCauley	44	107	2.4	10	5
Jones	9	38	4.2	14	0
Kirkland	8	35	4.4	18	0
Troup	18	25	1.4	10	1
Doughty	1	-1	-1.0	-1	0
COLTS	532	2044	3.8	46	9
OPPONENTS	662	3010	4.5	63	21

RECEIVING	NO.	YDS.	AVG.	LG	TD
Washington	45	377	8.4	33	1
McCauley	34	296	8.7	21	0
Carr	30	629	21.0	78T	6
Doughty	25	390	15.6	46	3
Alston	18	210	11.7	23T	2
Lee	13	109	8.4	24	1
McCall	11	160	14.5	34	1
Hardeman	10	88	8.8	19	0
Leaks	9	111	12.3	27	2
Siani	6	151	25.2	49	1
Johnson	1	22	22.0	22	0
COLTS	202	2543	12.6	78T	17
OPPONENTS	191	3125	16.4	91T	29

INTERCEPTIONS	NO.	YDS.	AVG.	LG	TD
Thompson	6	52	8.7	31	0
Blackwood	4	146	36.5	79T	2
Simonini	2	4	2.0	3	0
Mumphord	2	20	10.0	19	0
Luce	1	15	15.0	15	0
White	1	12	12.0	12	0
Nettles	1	0	0.0	0	0
COLTS	17	249	14.6	79T	2
OPPONENTS	30	529	17.6	53T	3

PUNTING	NO.	YDS.	AVG.	TB	IN20	LG	BLK.
LEE	92	3513	38.2	9	17	67	2
COLTS	94	3513	37.4	9	17	67	2
OPPONENTS	80	2859	35.7	7	16	79	2

PUNT RETURNS	NO.	FC	YDS.	AVG.	LG	TD
Johnson	25	10	143	5.7	17	0
Washington	7	6	37	5.3	17	0
Burke	1	0	0	0.0	0	0
McCall	1	0	37	37.0	37	0
Blackwood	1	2	2	2.0	2	0
COLTS	35	18	219	6.3	37	0
OPPONENTS	53	10	460	8.7	37	0

KICKOFF RETURNS	NO.	YDS.	AVG.	LG	TD
Johnson	41	927	22.6	57	0
Washington	19	499	26.3	90T	1
McCauley	7	150	21.4	31	0
Hardeman	3	36	12.0	15	0
Blackwood	1	18	18.0	18	0
Morrison	1	6	6.0	6	0
Burke	1	2	2.0	2	0
Van Dyne	1	0	0.0	0	0
O'Dell	0	10	0.0	10	0
COLTS	74	1648	22.3	90T	1
OPPONENTS	52	1271	24.4	102T	1

USUAL STARTERS

OFFENSE	DEFENSE
WR Roger Carr	LDE Fred Cook
LT Wade Griffin	LDT Mike Barnes
LG Robert Pratt	RDE John Ehrmann
C Ken Mendenhall	PDE John Dutton
RG Ken Huff	LLB Tom MacLeod
RT Bob Van Dyne	MLB Ed Simonini
TE Mack Alston	SLB Stan White
WR Glenn Doughty	LCB Norm Thompson
QB Bill Troup	RCB Doug Nettles
RB Joe Washington	SS Bruce Laird
RB Roosevelt Leaks	FS Lyle Blackwood

PASSING	ATT.	COMP.	YDS.	PCT.	AVG./ATT.	TD	TD%	INT.	INT%	LG	SACKED	RATING
Troup	296	154	1882	52.0	6.36	10	3.4	21	7.1	67T	32/340	53.6
Kirkland	41	19	211	46.3	5.15	1	2.4	8	19.5	34T	11/78	30.7
Jones	42	27	370	64.3	8.81	4	9.5	1	2.4	78T	6/62	114.2
Washington	4	2	80	50.0	20.00	2	50.0	0	0.0	54T	0/0	135.4
COLTS	383	202	2543	52.7	6.64	17	4.4	30	7.8	78T	49/480	55.9
OPPONENTS	357	191	3125	53.5	8.75	29	8.1	17	4.8	91T	30/224	90.4



1979

RECORD: 5-11 COACH: TED MARCHIBRODA

FIFTH – AFC EASTERN DIVISION

HOME: 3-5 AWAY: 2-6

DIV: 3-5 CONF: 4-10 NCONF: 1-1

DATE	RESULTS	OPPONENT	ATTENDANCE
9/2	L 0-14	@ Kansas City	50,943
9/9	L 26-29 OT	TAMPA BAY	39,756
9/16	L 10-13	@ Cleveland	73,889
9/23	L 13-17	@ Pittsburgh	49,483
9/30	L 13-31	BUFFALO	37,927
10/7	W 10-8	NEW YORK JETS	37,789
10/14	L 16-28	HOUSTON	50,990
10/21	W 14-13	@ Buffalo	51,599
10/28	W 31-26	NEW ENGLAND	47,042
11/4	W 38-28	CINCINNATI	41,299
11/11	L 0-19	@ Miami	58,226
11/18	L 21-50	@ New England	61,297
11/25	L 24-28	MIAMI	45,862
12/2	L 17-30	@ New York Jets	60,372
12/9	L 7-10	KANSAS CITY	37,226
12/16	W 31-7	@ New York Giants	76,671

TEAM STATISTICS	COLTS	OPP
TOTAL FIRST DOWNS	291	265
Rushing	97	106
Passing	158	130
Penalty	36	29
3rd Down M/A/Pct	106/257/41.2	84/217/38.7
TOTAL NET YARDS	4846	5074
Avg. Per Game	302.9	317.1
Total Plays	1117	1009
Avg. Per Play	4.3	5.0
NET YARDS RUSHING	1674	2306
Avg. Per Game	104.6	144.1
Total Rushes	515	559
NET YARDS PASSING	3172	2768
Avg. Per Game	198.3	173.0
Tackled/Yards Lost	52/403	39/312
Gross Yards	3575	3080
Att./Completions	550/313	411/203
Completion Pct.	56.9	49.4
Had Intercepted	19	23
PUNTS/AVERAGE	101/36.2	95/40.0
NET PUNTING AVG.	32.3	33.5
NEGATIVES/YARDS	137/1239	112/1014
FUMBLES/BALL LOST	36/21	25/16
TOUCHDOWNS	33	42
Rushing	12	15
Passing	18	23
Defense/Kicking	1/2	1/3
TIME OF POSSESSION	30:38	29:22

SCORE BY PERIODS	1	2	3	4	TOTAL
COLTS	11	30	55	75	271
OPPONENTS	57	128	88	75	351

SCORING	TDR	TDP	TORT	PAT	FG	S	TP
Mike-Mayer			28-29	11-20			61
Washington	4	3					42
McCauley	3	3					36
Hardeman	3	1					24
McCall		4					24
Brazel			2				12
Doughty		2					12
Linhart				3-4	3-8		12
Siani		2					12
Alston		1					6
DeRo		1					6
Carr		1					6
Jones		1					6
Leaks		1					6
Glasgow			1				6
COLTS	12	18	3	31-33	14-28		271
OPPONENTS	15	23	4	37-42	20-28	1	351

FGS	1-19	20-29	30-39	40-49	50+	TOT.
Mike-Mayer	0-0	5-7	4-5	2-8	0-0	11-20
Linhart	0-1	2-3	1-3	0-1	0-0	3-8
COLTS	0-1	7-10	5-8	2-9	0-0	14-28
OPP.	1-1	7-8	6-8	6-10	0-1	20-28

Linhart:	(37)	(24,49,38)	(26,32,18,28)	(0)	(0)	(0)	(0)	(0)	(0)	(0)
Mike-Mayer:	(37,44)	(41)	(29)	(0)	(42,32)	(20)	(48,29)	(29,46)		
OPP.:	(44,40,37)	(42,39)	(38)	(32)	(24,29,42)	(0)				
	(34,28,27)	(42,23)	(42,43)	(40)						

RUSHING	NO.	YDS.	AVG.	LG	TD
Washington	242	884	3.7	26	4
Hardeman	109	292	2.7	16	3
McCauley	59	168	2.8	13	1
Leaks	49	145	3.0	17	3
Landry	31	115	3.7	17	0
Garry	13	41	3.2	14	0
Jones	10	40	4.0	25	1
White	1	3	3.0	3	0
Dilts	1	-14	-14.0	-14	0
COLTS	515	1674	3.3	26	12
OPPONENTS	559	2306	4.1	75	15

RECEIVING	NO.	YDS.	AVG.	LG	TD
Washington	82	750	9.2	43	3
McCauley	55	575	10.5	35	3
McCall	37	536	14.5	36	4
Doughty	34	510	14.6	54	2
Carr	27	400	14.8	37	1
Hardeman	25	115	4.6	14	1
Siani	15	214	14.3	31	2
Leaks	14	119	8.5	15	0
Alston	10	114	11.4	26	1
Burke	6	151	25.2	59	0
DeRo	4	82	20.5	67	1
Garry	3	9	3.0	12	0
COLTS	313	3575	11.4	67	18
OPPONENTS	203	3080	15.2	74	23

INTERCEPTIONS	NO.	YDS.	AVG.	LG	TD
Shiver	4	85	21.3	52	0
Blackwood	4	63	15.8	27	0
Brazel	4	49	12.3	31	1
Laird	3	101	33.7	68	0
Thompson	2	38	19.0	26	0
Nettles	2	30	15.0	30	0
Harrison	2	6	3.0	6	0
White	1	11	11.0	11	0
Glasgow	1	-1	-1.0	-1	0
COLTS	23	382	16.6	68	1
OPPONENTS	19	321	16.9	57	1

PUNTING	NO.	YDS.	AVG.	TB	IN20	LG	BLK.
DILTS	99	3657	36.9	5	21	53	2
COLTS	101	3657	36.2	5	21	53	2
OPPONENTS	95	3798	40.0	11	11	62	1

PUNT RETURNS	NO.	FC	YDS.	AVG.	LG	TD
Glasgow	44	11	352	8.0	75t	1
Blackwood	4	-1	-1	-0.3	2	0
Thompson	1	0	40	40.0	40	0
COLTS	49	12	391	8.0	75t	1
OPPONENTS	43	24	296	6.9	80t	1

KICKOFF RETURNS	NO.	YDS.	AVG.	LG	TD
Glasgow	50	1126	22.5	58	0
Garry	8	135	16.9	24	0
Laird	3	34	11.3	16	0
Blackwood	3	41	13.7	19	0
McCauley	2	29	14.5	17	0
Hart	1	16	16.0	16	0
Van Dyne	1	12	12.0	12	0
Griffin	1	8	8.0	8	0
Washington	1	1	1.0	1	0
COLTS	70	1402	20.0	58	0
OPPONENTS	57	1067	18.7	43	0

USUAL STARTERS PRO BOWLERS IN BOLDFACE

OFFENSE	DEFENSE
WR Roger Carr	LDE Fred Cook
LT Wade Griffin	LDT Mike Barnes
LG Robert Pratt	RDT Herb Onis
C Ken Mendenhall	RDE Ron Fernandes
RG Ken Huff	LLB Sanders Shiver
RT Jeff Hart	MLB Ed Simolini
TE Reese McCall	RLB Stan White
WR Glenn Doughty	LCB Doug Nettles
QB Greg Landry	RCB Larry Brazel
RB Joe Washington	SS Bruce Laird
RB Don Hardeman	FS Lyle Blackwood

PASSING	ATT.	COMP.	YDS.	PCT.	AVG./ATT.	TD	TD%	INT.	INT%	LG	SACKED	RATING
Landry	457	270	2932	59.1	6.42	15	3.3	15	3.3	67t	42/326	75.3
Jones	92	43	643	46.7	6.99	3	3.3	3	3.3	24t	10/77	67.4
Washington	1	0	0	0.0	0.00	0	0.0	1	100.0	0t	0/0	0.0
COLTS	550	313	3575	56.9	6.50	18	3.3	19	3.5	67t	52/403	73.1
OPPONENTS	411	203	3080	49.4	7.49	23	5.6	23	5.6	74t	39/312	69.8

ADMINISTRATION
 COACHING STAFF
 FOOTBALL OPERATIONS
 FOOTBALL STAFF
 PLAYERS
 2011 SEASON IN REVIEW
 COLTS HISTORY
 RECORDS
 COLTS IN THE COMMUNITY



1980

RECORD: 7-9 COACH: MIKE MCCORMACK

FOURTH – AFC EASTERN DIVISION

HOME: 2-6 AWAY: 5-3

DIV: 5-3 CONF: 6-8 NCONF: 1-1

ADMINISTRATION

COACHING STAFF

FOOTBALL OPERATIONS

FOOTBALL STAFF

PLAYERS

2011 SEASON IN REVIEW

COLTS HISTORY

RECORDS

COLTS IN THE COMMUNITY

DATE	RESULTS	OPPONENT	ATTENDANCE
9/7	W 17-14	@ New York Jets	54,932
9/14	L 17-20	PITTSBURGH	57,340
9/21	L 16-21	@ Houston	50,815
9/28	W 35-21	NEW YORK JETS	35,533
10/5	W 30-17	@ Miami	55,212
10/12	W 17-12	@ Buffalo	74,853
10/19	L 21-37	NEW ENGLAND	55,346
10/26	L 10-17	ST. LOUIS	36,305
11/2	W 31-24	@ Kansas City	56,112
11/9	L 27-28	CLEVELAND	48,304
11/16	W 10-9	@ Detroit	80,638
11/23	L 21-47	@ New England	61,297
11/30	W 28-24	BUFFALO	39,880
12/7	L 33-34	@ Cincinnati	43,991
12/14	L 14-24	MIAMI	30,564
12/21	L 28-38	KANSAS CITY	29,936

TEAM STATISTICS		COLTS	OPP
TOTAL FIRST DOWNS			
Rushing		327	338
Passing		128	140
Penalty		174	164
3rd Down M/A/Pct	106/223/47.5	100/213/46.9	
TOTAL NET YARDS			
Avg. Per Game		5206	5546
Total Plays		325.4	346.6
Avg. Per Play		1056	1080
NET YARDS RUSHING			
Avg. Per Game		4.9	5.1
Total Rushes		2078	2210
Avg. Per Game		129.9	138.1
NET YARDS PASSING			
Avg. Per Game		527	574
Tackled/Yards Lost		3128	3336
Gross Yards		195.5	208.5
Att./Completions		493/272	476/260
Completion Pct.		54.6	54.6
Had Intercepted		24	17
PUNTS/AVERAGE			
NET PUNTING AVG.		84/38.1	72/39.7
PENALTIES/YARDS		32.7	34.1
FUMBLES/BALL LOST		104/914	98/775
TOUCHDOWNS		23/13	32/17
Rushing		46	47
Passing		20	20
Defense/Kicking		25	21
TIME OF POSSESSION		1/0	4/2
		28:29	31:31

SCORE BY PERIODS	1	2	3	4	TOTAL
COLTS	55	115	80	105	355
OPPONENTS	93	112	85	97	387

SCORING	TDR	TDP	TORT	PAT	FG	S	TP
Mike-Mayer			43-46	12-23			79
Dickey	11	2					78
Carr		5					30
McCall		5					30
McCauley	1	4					30
Washington	1	3					24
Burke		3					18
Butler		2					12
Franklin		2					12
Jones		2					12
Sims		2					12
Landy		1					6
Siani		1					6
Shiver			1				6
COLTS	20	25	1	43-46	12-23		355
OPPONENTS	20	21	6	45-47	20-30		387

PASSING	ATT.	COMP.	YDS.	PCT.	AVG./ATT.	TD	TD%	INT.	INT%	LG	SACKED	RATING
Jones	446	248	3134	55.6	7.03	23	5.2	21	4.7	47	34/262	75.5
Landy	47	24	275	51.1	5.85	2	4.3	3	6.4	32	2/19	56.1
COLTS	493	272	3409	55.2	6.91	25	5.1	24	4.9	47	36/281	73.5
OPPONENTS	476	260	3576	54.6	7.51	21	4.4	17	3.6	77	30/240	78.9

FGS	1-9	20-29	30-39	40-49	50+	TOT.
Mike-Mayer	0-0	5-6	3-8	4-7	0-2	12-23
COLTS	0-0	5-6	3-8	4-7	0-2	12-23
OPP.	0-0	10-10	6-10	4-9	0-1	20-30

Mike-Mayer: (50.46) (23.46,20) (30.23,29) (45) (21.35,49) (35) (50.35) (21) (39) (43) (39) (0) (41.37) (43) (32)

OPP.: (32) (25.29) (0) (55.24,48) (49.20) (27.29,37) (47.30) (27.47) (0) (38.47,24.46,44) (22.35) (35.40,47) (32.21) (34) (32.39)

RUSHING	NO.	YDS.	AVG.	LG	TD
Dickey	176	800	4.5	51t	11
Washington	144	502	3.5	17	1
Franklin	83	264	3.2	21	2
Sims	54	186	3.4	13	2
Jones	27	175	6.5	19	2
McCauley	35	133	3.8	12	1
Landy	7	26	3.7	14	1
Carr	1	-8	-8.0	-8	0
COLTS	527	2078	3.9	51t	20
OPPONENTS	574	2210	3.9	27	20

RECEIVING	NO.	YDS.	AVG.	LG	TD
Carr	61	924	15.1	43	5
Washington	51	494	9.7	33	3
Butler	34	574	16.9	42	2
McCauley	34	313	9.2	19	4
Dickey	25	204	8.2	32	2
McCall	18	322	17.9	47	5
Burke	14	185	13.2	19t	3
Franklin	14	112	8.0	16	0
Siani	9	174	19.3	38t	1
Sims	9	64	7.1	13	0
DePoo	2	34	17.0	18	0
Garry	1	9	9.0	9	0
COLTS	272	3409	12.5	47	25
OPPONENTS	260	3576	13.8	77	21

INTERCEPTIONS	NO.	YDS.	AVG.	LG	TD
Laird	5	71	14.2	18	0
Glasgow	4	65	16.3	29	0
Brazier	2	87	43.5	60	0
Anderson	2	35	17.5	18	0
Shiver	1	34	34.0	34t	1
Woods	1	13	13.0	13	0
Ehrmann	1	5	5.0	5	0
Blackwood	1	0	0.0	0	0
COLTS	17	310	18.2	60	1
OPPONENTS	24	378	15.8	44	1

PUNTING	NO.	YDS.	AVG.	TB	IN20	LG	BLK.
Bragg	82	3203	39.1	5	22	59	2
COLTS	84	3203	38.1	5	22	59	2
OPPONENTS	72	2860	39.7	11	12	66	0

PUNT RETURNS	NO.	FC	YDS.	AVG.	LG	TD
Glasgow	23	15	187	8.1	20	0
Anderson	3	0	1	0.3	1	0
COLTS	26	15	188	7.2	20	0
OPPONENTS	49	13	357	7.3	56	1

KICKOFF RETURNS	NO.	YDS.	AVG.	LG	TD
Glasgow	33	743	22.5	44	0
Anderson	20	386	19.3	35	0
Dickey	4	86	21.5	28	0
Garry	3	55	18.3	24	0
Blackwood	2	41	20.5	25	0
McCauley	1	18	18.0	18	0
LaPointe	1	18	18.0	18	0
Hart	1	17	17.0	17	0
Sims	1	10	10.0	10	0
Footie	1	9	9.0	9	0
COLTS	67	1383	20.6	44	0
OPPONENTS	54	1062	19.7	98t	1

USUAL STARTERS

OFFENSE	DEFENSE
WR Roger Carr	LDE Fried Cook
LT Wade Griffin	LDT Mike Barnes
LG Robert Pratt	RDT Herb Onis
C Ken Mendenhall	RDE Mike Oztowski
RG Ken Huff	LLB Sanders Shiver
RT Jeff Hart	MLB Ed Simonini
TE Reese McCall	RLB Mike Woods
WR Ray Butler	LCB Derrick Hatchett
QB Bert Jones	RCB Larry Brazier
RB Joe Washington	SS Bruce Laird
RB Cleveland Franklin	FS Nesby Glasgow



1981

RECORD: 2-14 COACH: MIKE MCCORMACK

FOURTH – AFC EASTERN DIVISION

HOME: 1-7 AWAY: 1-7

DIV: 2-6 CONF: 2-10 NCONF: 0-4

DATE	RESULTS	OPPONENT	ATTENDANCE
9/6	W 29-28	@ New England	49,977
9/13	L 3-35	BUFFALO	45,772
9/20	L 10-28	@ Denver	74,804
9/27	L 28-31	MIAMI	42,452
10/4	L 17-23	@ Buffalo	77,811
10/11	L 19-43	CINCINATI	35,881
10/18	L 14-43	SAN DIEGO	48,679
10/25	L 28-42	@ Cleveland	78,986
11/1	L 10-27	@ Miami	46,061
11/8	L 14-41	NEW YORK JETS	36,373
11/15	L 13-38	@ Philadelphia	72,200
11/22	L 24-35	ST. LOUIS	32,782
11/29	L 0-25	@ New York Jets	53,593
12/6	L 13-37	DALLAS	60,586
12/13	L 14-38	@ Washington	55,045
12/20	W 23-21	NEW ENGLAND	34,127

TEAM STATISTICS	COLTS	OPP
TOTAL FIRST DOWNS	274	406
Rushing	95	162
Passing	158	214
Penalty	21	30
3rd Down M/A/Pct	66/198/33.3	107/209/51.4
TOTAL NET YARDS	4908	6793
Avg. Per Game	306.8	424.6
Total Plays	957	1111
Avg. Per Play	5.1	6.1
NET YARDS RUSHING	1850	2665
Avg. Per Game	115.6	166.6
Total Rushes	441	607
NET YARDS PASSING	3058	4128
Avg. Per Game	191.1	258.0
Tackled/Yards Lost	37/321	13/100
Gross Yards	3379	4228
Att./Completions	479/265	491/301
Completion Pct.	55.3	61.3
Had Intercepted	23	16
PUNTS/AVERAGE	78/39.4	48/37.9
NET PUNTING AVG.	33.7	32.1
PENALTIES/YARDS	106/913	101/776
FUMBLES/BALL LOST	27/14	28/14
TOUCHDOWNS	33	68
Rushing	11	30
Passing	21	37
Defense/Kicking	1/0	1/0
TIME OF POSSESSION	26:28	33:32

SCORE BY PERIODS	1	2	3	4	TOTAL
COLTS	63	52	75	69	259
OPPONENTS	121	186	105	121	533

SCORING	TDR	TDP	TDRT	PAT	FG	S	TP
Dickey	7	3					60
Wood			29-33	10-18			59
Butler		9					54
McMillan	3	1					24
Carr	3	2					18
McCall		3					12
McCauley		2					12
Landry			1				6
Dixon			1				6
Franklin			1				6
Taylor							1 2
COLTS	11	21	1	29-33	10-18	1	259
OPPONENTS	30	37	1	65-68	20-31		533

FGS	1-19	20-29	30-39	40-49	50+	TOT.
Wood	2-2	2-3	3-5	3-7	0-1	10-18
COLTS	2-2	2-3	3-5	3-7	0-1	10-18
OPP.	0-0	6-7	9-11	5-12	0-1	20-31

Wood:	(48,19,35)	(22)	(21)	(0)	(32)	(19,51)	(0)	(46,28,30)
(44)	(44)	(0)	(43,40)	(0)	(0)	(39)	(30,46)	
OPP.:	(50,39)	(49)	(36)	(27)	(43,34,44,45)	(38,24)	(30)	(0)
	(41,32)	(25,41)	(40,44,32)	(40,42)				
	(37,22,27,27,26,48)	(42,35,31)	(32)	(0)				

RUSHING	NO.	YDS.	AVG.	LG	TD
Dickey	164	779	4.8	67	7
McMillan	149	597	4.0	42	3
Dixon	73	285	3.9	41	0
Jones	20	85	4.3	17	0
Franklin	21	52	2.5	8	1
McCauley	10	37	3.7	8	0
Landry	1	11	11.0	11	0
Garrett	2	4	2.0	3	0
Sims	1	0	0.0	0	0
COLTS	441	1850	4.2	67	11
OPPONENTS	607	2665	4.4	59	30

RECEIVING	NO.	YDS.	AVG.	LG	TD
McMillan	50	466	9.3	31	1
Butler	46	832	18.1	67	9
Carr	38	584	15.4	43	3
Dickey	37	419	11.3	50	3
McCauley	36	347	9.6	31	2
McCall	21	314	15.0	65	2
Dixon	17	169	9.9	41	1
Burke	10	153	15.3	24	0
Franklin	6	39	6.5	10	0
Sherwin	2	19	9.5	11	0
DePoo	1	38	38.0	38	0
Huff	1	-1	-1.0	-1	0
COLTS	265	3379	12.8	67	21
OPPONENTS	301	4228	14.0	75	37

INTERCEPTIONS	NO.	YDS.	AVG.	LG	TD
Braziel	3	35	11.7	27	0
Laird	3	59	19.7	24	0
Glasgow	2	35	17.5	31	0
Smith	2	11	5.5	8	0
Hatchett	2	8	4.0	8	0
Anderson	1	49	49.0	49	0
Krauss	1	10	10.0	10	0
Green	1	3	3.0	3	0
Pickney	1	0	0.0	0	0
COLTS	16	210	13.1	49	0
OPPONENTS	23	281	12.2	44	1

PUNTING	NO.	YDS.	AVG.	TB	IN20	LG	BLK.
Garrett	78	3071	39.4	2	11	57	0
COLTS	78	3071	39.4	2	11	57	0
OPPONENTS	48	1817	37.9	11	13	54	2

PUNT RETURNS	NO.	FC	YDS.	AVG.	LG	TD
Shula	10	7	50	5.0	11	0
Anderson	2	0	6	3.0	6	0
COLTS	12	7	56	4.7	11	0
OPPONENTS	44	10	402	9.1	46	0

KICKOFF RETURNS	NO.	YDS.	AVG.	LG	TD
Dixon	36	737	20.5	46	0
Williams	20	399	20.0	35	0
Anderson	20	393	19.7	30	0
Shula	5	65	13.0	16	0
Glasgow	1	35	35.0	35	0
Sims	1	22	22.0	22	0
Footo	1	0	0.0	0	0
COLTS	84	1651	19.7	46	0
OPPONENTS	43	864	20.1	34	0

USUAL STARTERS

OFFENSE	DEFENSE
WR Roger Carr	LDE Donnell Thompson
LT Wade Griffin	LDT Herb Onis
LG Robert Pratt	ROT Anthony Green
C Ray Donaldson	RDE Mike Odzowski
RG Ken Huff	LLB Sanders Shiver
RT Jeff Hart	MLB Joe Federspiel
TE Reese McCall	RLB Barry Krauss
WR Ray Butler	LCB Derrick Hatchett
OB Bert Jones	RCB Larry Braziel
RB Curtis Dickey	SS Bruce Laird
RB Randy McMillan	FS Nesby Glasgow

PASSING	ATT.	COMP.	YDS.	PCT.	AVG./ATT.	TD	TD%	INT.	INT%	LG	SACKED	RATING
Jones	426	244	3094	57.3	7.26	21	4.9	20	4.7	67	31/263	76.8
Landry	29	14	195	48.3	6.72	0	0.0	1	3.4	24	5/50	56.7
Humm	24	7	90	29.2	3.75	0	0.0	2	8.3	20	1/8	25.4
COLTS	479	265	3379	55.3	7.05	21	4.4	23	4.8	67	37/321	72.2
OPPONENTS	491	301	4228	61.3	8.61	37	7.5	16	3.3	75	13/100	100.2

ADMINISTRATION
 COACHING STAFF
 FOOTBALL OPERATIONS
 FOOTBALL STAFF
 PLAYERS
 2011 SEASON IN REVIEW
 COLTS HISTORY
 RECORDS
 COLTS IN THE COMMUNITY



1982

RECORD: 0-8-1 COACH: FRANK KUSH
14TH - AMERICAN FOOTBALL CONFERENCE
HOME: 0-3-1 AWAY: 0-5
DIV: 0-5 CONF: 0-7 NCONF: 0-1-1

ADMINISTRATION

COACHING STAFF

FOOTBALL OPERATIONS

FOOTBALL STAFF

PLAYERS

2011 SEASON IN REVIEW

COLTS HISTORY

RECORDS

COLTS IN THE COMMUNITY

Table with columns: DATE, RESULTS, OPPONENT, ATTENDANCE. Rows include games against New England, Miami, New York Jets, Detroit, Buffalo, Cleveland, Miami, Tampa Bay, New England, Oakland, San Diego, Buffalo, Cincinnati, Minnesota, Green Bay, San Diego, Miami.

Table with columns: TEAM STATISTICS, COLTS, OPP. Rows include Total First Downs, Rushing, Passing, Penalty, 3rd Down M/A/Pct, 4th Down M/A/Pct, Total Net Yards, Avg. Per Game, Total Plays, Avg. Per Play, NET YARDS RUSHING, Avg. Per Game, Total Pushes, NET YARDS PASSING, Avg. Per Game, Tackled/Yards Lost, Gross Yards, Att./Completions, Completion Pct., Had Intercepted, PUNTS/AVERAGE, NET PUNTING AVG., PENALTIES/YARDS, FUMBLES/BALL LOST, TOUCHDOWNS, Rushing, Passing, Defense/Kicking, TIME OF POSSESSION.

Table with columns: SCORE BY PERIODS, COLTS, OPPONENTS. Rows show scores by quarter and total.

Table with columns: SCORING, TDR, TDP, TDRT, PAT, FG, S, TP. Rows list players and their statistics.

Table with columns: FGS, 1-19, 20-29, 30-39, 40-49, 50+, TOT. Rows include Wood, Miller, COLTS, OPP., Wood, Miller, OPP.

Table with columns: RUSHING, NO., YDS., AVG., LG, TD. Rows include McMillan, Dixon, Dickey, Franklin, Pagel, Butler, Stark, Wright, Schlichter, COLTS, OPPONENTS.

Table with columns: RECEIVING, NO., YDS., AVG., LG, TD. Rows include Bouza, Sherwin, Dickey, Dixon, Butler, McMillan, Franklin, Henry, Beach, Smith, McCall, Wright, Krauss, COLTS, OPPONENTS.

Table with columns: INTERCEPTIONS, NO., YDS., AVG., LG, TD. Rows include Anderson, K., Burroughs, Bracelin, Hatchett, COLTS, OPPONENTS.

Table with columns: PUNTING, NO., YDS., AVG., TB, IN20, LG, BLK. Rows include Stark, COLTS, OPPONENTS.

Table with columns: PUNT RETURNS, NO., FC, YDS., AVG., LG, TD. Rows include Anderson, L., Glasgow, Bouza, COLTS, OPPONENTS.

Table with columns: KICKOFF RETURNS, NO., YDS., AVG., LG, TD. Rows include Anderson, L., Dixon, Bouza, Franklin, COLTS, OPPONENTS.

SACKS: Colts 11.0; Opponents 20.0; Wisniewski 2.5-18; Krauss 2-28; Bracelin 2-13; Thompson 1.5-11; Cooks 1-9; Delaney 1-9; Hunter 1-9

USUAL STARTERS

Table with columns: OFFENSE, DEFENSE. Rows list players for each position.

Table with columns: PASSING, ATT., COMP., YDS., PCT., AVG./ATT., TD, TD%, INT., INT%, LG, SACKED, RATING. Rows include Pagel, Schlichter, Humm, Wood, Stark, COLTS, OPPONENTS.



1983

RECORD: 7-9 COACH: FRANK KUSH
FOURTH - AFC EASTERN DIVISION
HOME: 3-5 AWAY: 4-4
DIV: 3-5 CONF: 5-9 NCONF: 2-0

Table with columns: DATE, RESULTS, OPPONENT, ATTENDANCE. Lists game dates, outcomes, opponents, and attendance figures.

Table with columns: TEAM STATISTICS, COLTS, OPP. Includes sub-sections for Total First Downs, Net Yards Rushing, Net Yards Passing, Punting/Average, and Time of Possession.

Table with columns: SCORE BY PERIODS, COLTS, OPPONENTS. Shows scores by quarter and total scores.

Table with columns: SCORING, TDR, TDP, TDRT, PAT, FG, S, TP. Lists individual player statistics for touchdowns, field goals, and punts.

Table with columns: PASSING, ATT., COMP., YDS., PCT., AVG./ATT., TD, TD%. Summarizes passing performance for Colts and Opponents.

Table with columns: FGS, 1-19, 20-29, 30-39, 40-49, 50+, TOT. Shows field goal statistics by distance range.

Table with columns: OPP., (25.52.33), (32), (28.49.45), (37.47.45.33), (19.53). Shows opponent field goal statistics.

Table with columns: RUSHING, NO., YDS., AVG., LG, TD. Lists rushing statistics for individual players.

Table with columns: RECEIVING, NO., YDS., AVG., LG, TD. Lists receiving statistics for individual players.

Table with columns: INTERCEPTIONS, NO., YDS., AVG., LG, TD. Lists interception statistics for individual players.

Table with columns: PUNTING, NO., YDS., AVG., TB, IN20, LG, BLK. Lists punting statistics for individual players.

Table with columns: PUNT RETURNS, NO., FC, YDS., AVG., LG, TD. Lists punt return statistics for individual players.

Table with columns: KICKOFF RETURNS, NO., YDS., AVG., LG, TD. Lists kickoff return statistics for individual players.

SACKS: Colts 41.0; Opponents 47.0; Maxwell 11-90; Bracelin 5.5-50.5; Wisniewski 5-41; Cooks 5-33; Thompson 4-27; Ballard 2-7; Waechter 1.5-13.5; Parker 1.5-13; Odum 1-11; Krauss 1-9; Glasgow 1-6; K. Williams 1-3; Shiver 1-2; K. Anderson 5-4

USUAL STARTERS
PRO BOWLERS IN BOLDFACE

Table with columns: WR, LG, C, RG, RT, TE, WR, RB, RB, RB. Lists usual starters and pro bowlers in boldface.

ADMINISTRATION
COACHING STAFF
FOOTBALL OPERATIONS
FOOTBALL STAFF
PLAYERS
2011 SEASON IN REVIEW
COLTS HISTORY
RECORDS
COLTS IN THE COMMUNITY



1985

RECORD: 5-11 COACH: ROD DOWHOWER

FOURTH - AFC EASTERN DIVISION

HOME: 4-4 AWAY: 1-7

DIV: 1-7 CONF: 2-10 NCONF: 3-1

*Sellout

Table with columns: DATE, RESULTS, OPPONENT, ATTENDANCE. Lists game dates, scores, opponents, and attendance figures.

Table with columns: TEAM STATISTICS, COLTS, OPP. Includes sub-sections for Total First Downs, Net Yards Rushing, Net Yards Passing, Punts/Average, and Touchdowns.

Table with columns: SCORE BY PERIODS, COLTS, OPPONENTS. Shows scores by quarter and total scores.

Table with columns: SCORING, TDR, TDP, TDRT, PAT, FG, S, TP. Lists individual player statistics for touchdowns, field goals, and punts.

Table with columns: PASSING, ATT., COMP., YDS., PCT., AVG./ATT., TD, TD%, INT., INT%, LG, SACKED, RATING. Summary of passing performance.

Table with columns: FGS, 1-19, 20-29, 30-39, 40-49, 50+, TOT. Shows field goal statistics by range.

Table with columns: RUSHING, NO., YDS., AVG., LG, TD. Summary of rushing performance.

Table with columns: COLTS, OPPONENTS, 485, 2439, 5.0, 67, 22. Summary of overall team statistics.

Table with columns: RECEIVING, NO., YDS., AVG., LG, TD. Summary of receiving performance.

Table with columns: INTERCEPTIONS, NO., YDS., AVG., LG, TD. Summary of interception statistics.

Table with columns: PUNTING, NO., YDS., AVG., TB, IN20, LG, BLK. Summary of punting performance.

Table with columns: PUNT RETURNS, NO., FC, YDS., AVG., LG, TD. Summary of punt return statistics.

Table with columns: KICKOFF RETURNS, NO., YDS., AVG., LG, TD. Summary of kickoff return statistics.

SACKS: Colts 36.0; Opponents 35.0; Bickett 6-44; Virkus 5-45; Cooks 5-36; Scott 5-32; Thompson 4-24; Smith 3-8; Glasgow 2-20; Odom 2-14; White 1-14; Lee 1-13; Krauss 1-12; Broughton 1-5.

USUAL STARTERS PRO BOWLERS IN BOLDFACE

Table with columns: OFFENSE, DEFENSE. Lists starting players for offense and defense.

ADMINISTRATION COACHING STAFF FOOTBALL OPERATIONS FOOTBALL STAFF PLAYERS 2011 SEASON IN REVIEW COLTS HISTORY RECORDS IN THE COMMUNITY



1986

RECORD: 3-13 COACH: ROD DOWHWOWER (13), RON MEYER (3)

FIFTH – AFC EASTERN DIVISION

HOME: 1-7 AWAY: 2-6

DIV: 1-7 CONF: 2-10 NCONF: 1-3

ADMINISTRATION

COACHING STAFF

FOOTBALL OPERATIONS

FOOTBALL STAFF

PLAYERS

2011 SEASON IN REVIEW

COLTS HISTORY

RECORDS

COLTS IN THE COMMUNITY

*Sellout DATE	RESULTS	OPPONENT	ATTENDANCE
9/7	L 3-33	@ New England	55,208
9/14	L 10-30	@ Miami	51,848
9/21	L 7-24	LOS ANGELES RAMS	59,012
9/28	L 7-26	NEW YORK JETS	56,075
10/5	L 14-35	@ San Francisco	57,252
10/12	L 14-17	NEW ORLEANS	53,512
10/19	L 13-24	@ Buffalo	50,050
10/26	L 13-17	MIAMI	*58,350
11/2	L 9-24	CLEVELAND	*57,962
11/9	L 21-30	NEW ENGLAND	*56,890
11/16	L 16-31	@ New York Jets	65,149
11/23	L 17-31	@ Houston	31,792
11/30	L 3-17	SAN DIEGO	47,950
12/7	W 28-23	@ Atlanta	30,397
12/14	W 24-14	BUFFALO	52,783
12/21	W 30-24	@ Los Angeles Raiders	41,349

TEAM STATISTICS	COLTS	OPP
TOTAL FIRST DOWNS	278	334
Rushing	77	123
Passing	173	185
Penalty	28	26
3rd Dwn. M/A/Pct.	78/225/34.7	86/206/41.7
4th Dwn. M/A/Pct.	10/29/34.5	1/5/20.0
TOTAL NET YARDS	4700	5701
Avg. Per Game	293.8	356.3
Total Plays	1046	1051
Avg. Per Play	4.5	5.4
NET YARDS RUSHING	1491	1962
Avg. Per Game	93.2	122.6
Total Rushes	407	517
NET YARDS PASSING	3209	3739
Avg. Per Game	200.6	233.7
Tackled/Yards Lost	53/406	24/194
Gross Yards	3615	3933
Att./Completions	586/300	510/306
Completion Pct.	51.2	60.0
Had Intercepted	24	16
PUNTS/AVERAGE	81/44.7	67/40.7
NET PUNTING AVG.	36.9	35.5
PENALTIES/YARDS	99/880	100/728
FUMBLES/BALL LOST	41/20	41/19
TOUCHDOWNS	27	47
Rushing	10	14
Passing	16	28
Defense/Kicking	0/1	4/1
TIME OF POSSESSION	29:12	30:48

SCORE BY PERIODS	1	2	3	4	TOTAL
COLTS	51	41	55	82	229
OPPONENTS	123	101	106	70	400

SCORING	TDR	TDP	TDR%	PAT	FG	S	TP
Biasucci		26-27	13-25			65	
Brooks	8					48	
Bouza	5					30	
Bentley	3					18	
McMillan	3					18	
Hogeboom	1					6	
Trudeau	1					6	
Wonsley	1					6	
Gill	1					6	
Daniel		1				6	
Boyer	1					6	
Beach	1					6	
Sherwin	1					6	
Leiding				1		2	
COLTS	10	16	1	26-27	13-25	1	229
OPPONENTS	14	28	5	46-47	24-35	400	

FGS	1-19	20-29	30-39	40-49	50+	TOT.
Biasucci	0-0	4-4	2-5	5-8	2-8	13-25
COLTS	0-0	4-4	2-5	5-8	2-8	13-25
OPP.	2-2	7-8	9-13	6-10	0-2	24-35

Biasucci:	(25.56)	(23)	(60)	(48)	(49.54)	(37.46)	(39.45)
	(40)	(56.54)	(37)	(40.27)	(52)	(32.30)	(52)
OPP.:	(38.39)	(49.25)	(27.45)	(46)	(34.48)	(47.24)	(30.46)
	(37.50)	(46)	(29.37)	(51.38)	(38.31)	(24)	(32)
	(19.43)	(26)	(19.45)	(26)	(46)	(20.32)	

RUSHING	NO.	YDS.	AVG.	LG	TD
McMillan	189	609	3.2	28	3
Bentley	73	351	4.8	70t	3
Gill	53	228	4.3	18	1
Wonsley	60	214	3.6	46	1
Trudeau	13	21	1.6	8	1
Kiel	3	20	6.7	9	0
Hogeboom	10	20	2.0	6	1
Bouza	1	12	12.0	12	0
Capers	1	11	11.0	11	0
Brooks	4	5	1.3	12	0
COLTS	407	1491	3.7	70t	10
OPPONENTS	517	1962	3.8	40	14

RECEIVING	NO.	YDS.	AVG.	LG	TD
Bouza	71	830	11.7	33	5
Brooks	65	1131	17.4	84t	8
McMillan	34	289	8.5	45	0
Beach	25	265	10.6	26	1
Bentley	25	230	9.2	38	1
Boyer	22	237	10.8	38	1
Wonsley	16	175	10.9	60	0
Gill	16	137	8.6	15	0
Capers	9	118	13.1	27	0
LaFleur	7	56	8.0	11	0
Harbour	4	46	11.5	28	0
Sherwin	3	26	8.7	15	1
Murray	2	34	17.0	24	0
Martin	1	41	41.0	41	0
COLTS	300	3615	12.1	84t	16
OPPONENTS	306	3933	12.9	72t	28

INTERCEPTIONS	NO.	YDS.	AVG.	LG	TD
Coleman	4	36	9.0	31	0
Hicks	2	16	8.0	16	0
Bickett	2	10	5.0	10	0
Daniel, E.	2	6	3.0	3	0
Daniel, K.	2	5	2.5	5	0
Holt	1	80	80.0	80	0
Hand	1	8	8.0	8	0
Armstrong	1	4	4.0	4	0
Cooks	1	1	1.0	1	0
COLTS	16	166	10.4	80	0
OPPONENTS	24	310	12.9	40	2

PUNTING	NO.	YDS.	AVG.	TB	IN20	LG	BLK.
Stark	76	3432	45.2	5	23	63	0
Kiel	5	190	38.0	0	0	43	0
COLTS	81	3622	44.7	5	23	63	0
OPPONENTS	67	2725	40.7	4	21	60	1

PUNT RETURNS	NO.	FC	YDS.	AVG.	LG	TD
Brooks	18	7	141	7.8	18	0
Martin	17	5	109	6.4	25	0
Jackson	0	1	0	0.0	0	0
COLTS	35	13	250	7.1	25	0
OPPONENTS	52	5	533	10.3	71t	1

KICKOFF RETURNS	NO.	YDS.	AVG.	LG	TD
Bentley	32	687	21.5	37	0
Martin	21	385	18.3	27	0
Brooks	8	143	17.9	24	0
Daniel, K.	5	109	21.8	30	0
Gill	5	73	14.6	28	0
Wonsley	2	31	15.5	20	0
Williams	1	15	15.0	15	0
COLTS	74	1443	19.5	37	0
OPPONENTS	43	827	19.2	41	0

SACKS: Colts 24.0; Opponents 53.0; Bickett 6-58; Hand 5-32; Thompson 4-18.5; Armstrong 3-21; Ahrens 2-26; Cooks 1-13; Odum 1-10; Broughton 1-9; Kellar 1-6.5

USUAL STARTERS

PRO BOWLERS IN BOLDFACE

OFFENSE	DEFENSE
WR Bill Brooks	LDE Donnell Thompson
LT Chris Hinton	NT Willie Broughton,
LG Ben Ute	Scott Kellar
C Ray Donaldson	RDE Jon Hand
RG Ron Solt	LOLB Johnnie Cooks
RT Kevin Call	LLB Cliff Odum
TE Pat Beach	RLB Dave Ahrens
WR Matt Bouza	ROLB Eugene Bickett
QB Jack Trudeau	LCB Leonard Coleman
RB Randy McMillan	RCB Eugene Daniel
TE/RB Mark Boyer,	SS Neshy Glasgow
George Wonsley	FS Dwight Hicks,
	Tate Randle
	P Robm Stark

PASSING	ATT.	COMP.	YDS.	PCT.	AVG./ATT.	TD	TD%	INT.	INT%	LG	SACKED	RATING
Trudeau	417	204	2225	48.9	5.34	8	1.9	18	4.3	84t	29/213	53.6
Hogeboom	144	85	1154	59.0	8.01	6	4.2	6	4.2	60t	18/144	81.2
Kiel	25	11	236	44.0	9.44	2	8.0	0	0.0	50t	5/42	104.8
Bentley	0	0	0	0.0	0.0	0	0.0	0	0.0	0t	1/7	0.0
COLTS	586	300	3615	51.2	6.17	16	2.7	24	4.1	84t	53/406	62.5
OPPONENTS	510	306	3933	60.0	7.71	28	5.5	16	3.1	72t	24/194	89.6



1988

RECORD: 9-7 COACH: RON MEYER

SECOND - AFC EASTERN DIVISION

HOME: 6-2 AWAY: 3-5

DIV: 5-3 CONF: 7-5 NCONF: 2-2

ADMINISTRATION

COACHING STAFF

FOOTBALL OPERATIONS

FOOTBALL STAFF

PLAYERS

2011 SEASON IN REVIEW

COLTS HISTORY

RECORDS

COLTS IN THE COMMUNITY

*Sellout DATE	RESULTS	OPPONENT	ATTENDANCE
9/4	L 14-17	OT HOUSTON	57,251
9/11	L 13-17	CHICAGO	*60,503
9/19	L 17-23	@ Cleveland	75,148
9/25	W 15-13	MIAMI	*59,638
10/2	L 17-21	@ New England	58,050
10/9	L 23-34	@ Buffalo	76,018
10/16	W 35-31	TAMPA BAY	53,135
10/23	W 16-0	@ San Diego	37,322
10/31	W 55-23	DENVER	*60,544
11/6	W 38-14	NEW YORK JETS	59,233
11/13	W 20-13	@ Green Bay	53,492
11/20	L 3-12	@ Minnesota	58,342
11/27	W 24-21	NEW ENGLAND	*58,157
12/4	W 31-28	@ Miami	45,236
12/10	L 16-34	@ New York Jets	46,284
12/18	W 17-14	BUFFALO	*59,908

TEAM STATISTICS	COLTS	OPP
TOTAL FIRST DOWNS	311	315
Rushing	153	109
Passing	130	184
Penalty	28	22
3rd Dwn. M/A/Pct.	64/186/34.4	88/204/43.1
4th Dwn. M/A/Pct.	11/20/55.0	9/16/56.3
TOTAL NET YARDS	4870	5296
Avg. Per Game	304.4	331.0
Total Plays	982	1016
Avg. Per Play	5.0	5.2
NET YARDS RUSHING	2249	1694
Avg. Per Game	140.6	105.9
Total Rushes	545	447
NET YARDS PASSING	2621	3602
Avg. Per Game	163.8	225.1
Tacked/Yards Lost	34/244	30/201
Good Yards	2865	3803
Att./Completion Pct.	403/222	539/321
Had Intercepted	55.1	59.6
	22	15
PUNTS/AVERAGE	64/43.5	68/39.4
NET PUNTING AVG.	34.5	33.6
PENALTIES/YARDS	89/657	118/965
FUMBLES/BALL LOST	20/8	32/20
TOUCHDOWNS	40	38
Rushing	23	14
Passing	15	21
Defense/Kicking	1/1	1/2
TIME OF POSSESSION	30:19	29:41

SCORE BY PERIODS	1	2	3	4	OT	TOTAL
COLTS	77	135	61	81	0	354
OPPONENTS	55	88	48	121	3	315

SCORING	TDR	TDP	TDRT	PAT	FG	S	TP
Biasucci				39-40	25-32		114
Dickerson	14	1					90
Verdin		4	1				30
Bouza	4						24
Bentley	2	1					18
Brooks	3						18
Chandler	3						18
Boyer	2						12
Turner	2						12
Daniel		1					6
Hogeboom	1						6
Wonsley	1						6
COLTS	23	15	2	39-40	25-32		354
OPPONENTS	14	21	3	36-38	17-25		315

PASSING	ATT.	COMP.	YDS.	PCT.	AVG./ATT.	TD	TD%	INT.	INT%	LG	SACKED	RATING
Chandler	233	129	1619	55.4	6.95	8	3.4	12	5.2	54	18/128	67.2
Hogeboom	131	76	996	58.0	7.60	7	5.3	7	5.3	58	12/88	77.7
Trudeau	34	14	158	41.2	4.65	0	0.0	3	8.8	48	2/13	19.0
Turner	4	3	92	75.0	23.00	0	0.0	0	0.0	37	2/15	116.7
Bentley	1	0	0	0.0	0.00	0	0.0	0	0.0	0	0/0	39.6
COLTS	403	222	2865	55.1	7.11	15	3.7	22	5.5	58	34/244	67.3
OPPONENTS	539	321	3803	59.6	7.06	21	3.9	15	2.8	58	30/201	82.5

FGS	1-19	20-29	30-39	40-49	50+	TOT.
Biasucci	0-0	8-8	5-6	6-10	6-8	25-32
COLTS	0-0	8-8	5-6	6-10	6-8	25-32
OPP.	1-1	7-9	4-6	5-7	0-2	17-25

Biasucci:	(57)	(38.53)	(30)	(50.34)	(41.51)	(25)	(20)
	(31.49)	(40.22)	(1)	(20.44)	(51)	(31.39)	(27)
	(20.25)	(44.42)	(28)	(47)	(45)	(52.48)	(1)
OPP.:	(47.26.36)	(40.37)	(21.29.40)	(1)	(31)		
	(52.45.19)	(39)	(1)	(27)	(51)	(22.20)	(1)
	(25.26.30.49)	(43.27)	(1)	(35.46)	(1)		

RUSHING	NO.	YDS.	AVG.	LG	TD
Dickerson	388	1659	4.3	41t	14
Bentley	45	230	5.1	20	2
Chandler	46	139	3.0	29t	3
Verdin	8	77	9.6	44	0
Brooks	5	62	12.4	38	0
Wonsley	26	48	1.8	4	1
Turner	16	42	2.6	14	2
Hogeboom	11	-8	-0.7	6	1
COLTS	545	2249	4.1	44	23
OPPONENTS	447	1694	3.8	29	14

RECEIVING	NO.	YDS.	AVG.	LG	TD
Brooks	54	867	16.1	53t	3
Dickerson	36	377	10.5	50t	1
Boyer	27	256	9.5	24t	2
Bentley	26	252	9.7	21	1
Beach	26	235	9.0	23	0
Bouza	25	342	13.7	28	4
Verdin	20	437	21.9	54	4
Bellini	5	64	12.8	25	0
Baldinger	1	37	37.0	37	0
Hinton	1	1	1.0	1	0
Donaldson	1	-3	-3.0	-3	0
COLTS	222	2865	12.9	58	15
OPPONENTS	321	3803	11.8	58	21

INTERCEPTIONS	NO.	YDS.	AVG.	LG	TD
Tullis	4	36	9.0	20	0
Prior	3	46	15.3	23	0
Bickett	3	7	2.3	7	0
Goode	2	53	26.5	35	0
Daniel	2	44	22.0	41t	1
Krauss	1	3	3.0	3	0
COLTS	15	189	12.6	41t	1
OPPONENTS	22	291	13.2	44t	1

PUNTING	NO.	YDS.	AVG.	TB	IN20	LG	BLK.
Stark	64	2784	43.5	8	15	65	0
COLTS	64	2784	43.5	8	15	65	0
OPPONENTS	68	2677	39.4	7	25	74	0

PUNT RETURNS	NO.	FC	YDS.	AVG.	LG	TD
Verdin	22	7	239	10.9	73t	1
Brooks	3	0	15	5.0	8	0
Prior	1	5	0	0.0	0	0
COLTS	26	12	254	9.8	73t	1
OPPONENTS	37	3	418	11.3	59t	1

KICKOFF RETURNS	NO.	YDS.	AVG.	LG	TD
Bentley	39	775	19.9	40	0
Verdin	7	145	20.7	32	0
Banks	4	56	14.0	20	0
Beach	1	35	35.0	35	0
Wright	1	22	22.0	22	0
COLTS	52	1033	19.9	40	0
OPPONENTS	67	1480	22.1	95t	1

SACKS: Colts 30.0; Opponents 34.0; Hand 5-34; Bickett 3.5-24; Thompson 3-30; Alston 3-22; Johnson 3-16; Darby 2-15; Armstrong 2-8; Odum 2-7; TEAM 2-16; Swoope 1-10; Herrod 1-9; Prior 1-6; Tullis 1-0; Wright 5-4

USUAL STARTERS PRO BOWLERS IN BOLDFACE

OFFENSE	DEFENSE
WR Bill Brooks	LDE Donnell Thompson
LT Chris Hinton	NT Joe Klecko
LG Randy Dixon	RDE Jon Hand
C Ray Donaldson	LOLB O'Brien Alston
RG Ben Utt	LILB Fredd Young
RT Joel Patten	RILB Barry Krauss
TE Pat Beach	ROLB Duane Bickett
WR Clarence Verdin	LCB Willie Tullis ,
QB Chris Chandler	CB Chris Goode
RB Eric Dickerson	RCB Eugene Daniel
H-B Mark Boyer	SS Freddie Robinson
	FS Mike Prior



1989

RECORD: 8-8 COACH: RON MEYER
SECOND – AFC EASTERN DIVISION
HOME: 6-2 AWAY: 2-6

DIV: 4-4 CONF: 7-5 NCONF: 1-3

***Sellout**

DATE	RESULTS	OPPONENT	ATTENDANCE
9/10	L 24-30	SAN FRANCISCO	*60,111
9/17	L 17-31	@ Los Angeles Rams	63,995
9/24	W 13-9	ATLANTA	57,816
10/1	W 17-10	@ New York Jets	65,542
10/8	W 37-14	BUFFALO	*58,890
10/15	L 3-14	@ Denver	74,680
10/22	W 23-12	@ Cincinnati	57,642
10/29	L 20-23 OT	NEW ENGLAND	*59,356
11/5	L 13-19	@ Miami	52,680
11/12	L 7-30	@ Buffalo	79,256
11/19	W 27-10	NEW YORK JETS	*58,236
11/26	W 10-6	SAN DIEGO	*58,822
12/3	L 16-22	@ New England	32,234
12/10	W 23-17 OT	CLEVELAND	*58,550
12/17	W 42-13	MIAMI	*55,665
12/24	L 6-41	@ New Orleans	49,009

TEAM STATISTICS

	COLTS	OPP
TOTAL FIRST DOWNS	273	336
Rushing	118	126
Passing	140	192
Penalty	15	18
3rd Dwn. M/A/Pct.	72/21/43.4	95/22/43.2
4th Dwn. M/A/Pct.	7/16/43.8	4/10/40.0
TOTAL NET YARDS	4813	5611
Avg. Per Game	300.8	350.7
Total Plays	979	1109
Avg. Per Play	4.9	5.1
NET YARDS RUSHING	1853	2077
Avg. Per Game	115.8	129.8
Total Rushes	458	507
NET YARDS PASSING	2960	3534
Avg. Per Game	185.0	220.9
Tackled/Yards Lost	28/174	46/384
Gross Yards	3134	3918
Att./Completions	493/253	556/322
Completion Pct.	51.3	57.9
Had Intercepted	17	21
PUNTS/AVERAGE	80/42.4	65/41.6
NET PUNTING AVG.	32.9	34.5
PENALTIES/YARDS	89/704	103/772
FUMBLES/BALL LOST	33/10	34/15
TOUCHDOWNS	34	29
Rushing	11	10
Passing	18	15
Defense/Kicking	2/3	2/2
TIME OF POSSESSION	27:15	32:45

SCORE BY PERIODS

	1	2	3	4	OT	TOTAL
COLTS	53	66	53	120	6	298
OPPONENTS	67	82	58	91	3	301

SCORING

	TDR	TDP	TDR/T	PAT	FG	S	TP
Biasucci				31-32	21-27		94
Dickerson	7	1					48
Bentley	1	3	1				30
Brooks	4	4					24
Rison	4	4					24
Beach	2	2					12
Boyer	2	2					12
Trudeau	2						12
Verdin		1	1				6
Chandler	1						6
Dixon		1					6
Prior		1					6
Pruitt		1					6
Taylor		1					6
COLTS	11	18	5	31-33	21-27		298
OPPONENTS	10	15	4	29-29	32-43		301

PASSING

	ATT.	COMP.	YDS.	PCT.	AVG./ATT.	TD	TD%
Trudeau	362	190	2317	52.5	6.40	15	4.1
Chandler	80	39	537	48.8	6.71	2	2.5
Ramsey	50	24	280	48.0	5.60	1	2.0
Bentley	1	0	0	0.0	0.00	0	0.0
Dickerson	0	0	0	0.0	0.00	0	0.0
COLTS	493	253	3134	51.3	6.36	18	3.7
OPPONENTS	556	322	3918	57.9	7.05	15	2.7

	1-19	20-29	30-39	40-49	50+	TOT.
Biasucci	2-2	6-6	9-10	3-5	1-4	21-27
COLTS	2-2	6-6	9-10	3-5	1-4	21-27
OPP.	2-2	10-10	8-12	10-17	2-2	32-43

Biasucci:	(50,31,52) (19) (25,29) (38) (32,46,25) (49,55) (27) (32,39) (36,48,33) (45,37,31) (22) (18) (5,3,39) (4) (41,23)
OPP.:	(38,26,31) (40) (19,34,27) (26) (40) (30,29,23,21) (47,38,48,46,51) (18) (42,40,42,32) (46,45) (33,44,38) (40,44,37,34,24,50,23) (48,39,35) (43,47,44) (21,29)

RUSHING	NO.	YDS.	AVG.	LG	TD
Dickerson	314	1311	4.2	211	7
Bentley	75	299	4.0	22	1
Trudeau	35	91	2.6	17	2
Chandler	7	57	8.1	23	1
Hunter	13	47	3.6	11	0
Verdin	4	39	9.8	26	0
Rison	3	18	6.0	18	0
Ramsey	4	5	1.3	3	0
Brooks	2	-3	-1.5	0	0
Stark	1	-11	-11.0	-11	0
COLTS	458	1853	4.0	26	11
OPPONENTS	507	2077	4.1	27	10

RECEIVING	NO.	YDS.	AVG.	LG	TD
Brooks	63	919	14.6	55	4
Rison	52	820	15.8	61	4
Bentley	52	525	10.1	61	3
Dickerson	30	211	7.0	22	1
Verdin	20	381	19.1	82	1
Beach	14	87	6.2	17	2
Boyer	11	58	5.3	15	2
Weathers	6	62	10.3	19	0
Pruitt	5	71	14.2	40	1
COLTS	253	3134	12.4	82	18
OPPONENTS	322	3918	12.2	58	15

INTERCEPTIONS	NO.	YDS.	AVG.	LG	TD
Taylor	7	225	32.1	80	1
Prior	6	88	14.7	58	1
Banks	2	13	6.5	11	0
Young	2	2	1.0	6	0
Daniel	1	34	34.0	34	0
Plummer	1	18	18.0	18	0
Bickett	1	6	6.0	6	0
Ball	1	5	5.0	5	0
COLTS	21	391	18.6	80	2
OPPONENTS	17	345	20.3	92	2

PUNTING	NO.	YDS.	AVG.	TB	IN20	LG	BLK.
Stark	79	3392	42.9	10	14	64	1
COLTS	80	3392	42.4	10	14	64	1
OPPONENTS	65	2702	41.6	7	19	58	2

PUNT RETURNS	NO.	FC	YDS.	AVG.	LG	TD
Verdin	23	5	296	12.9	49	1
Rison	2	2	20	10.0	12	0
Washington	1	0	6	6.0	6	0
Prior	0	3	0	0.0	0	0
COLTS	26	10	322	12.4	49	1
OPPONENTS	51	7	558	10.9	70	1

KICKOFF RETURNS	NO.	YDS.	AVG.	LG	TD
Verdin	19	371	19.5	29	0
Bentley	17	328	19.3	29	0
Pruitt	12	257	21.4	49	0
Rison	8	150	18.8	30	0
Hunter	4	58	14.5	19	0
COLTS	60	1164	19.4	49	0
OPPONENTS	63	1208	19.2	48	0

SACKS: Colts 46.0; Opponents 28.0; Hand 10-85; Johnson 6.5-72.5; Bickett 8-66; Thompson 7-68; Young 2-18; Herrod 2-14; McDonald 2-13; Larson 1-15;TEAM 1-14; Armstrong 1-8; Banks 1-4; Plummer 1-4; Alston 1-1; Clancy 5-1.5

USUAL STARTERS
PRO BOWLERS IN BOLDFACE

OFFENSE	DEFENSE
WR Bill Brooks	LDE Donnell Thompson
LT Chris Hinton	NT Harvey Armstrong
LG Randy Dixon	RDE Jon Hand
C Ray Donaldson	LOLB Chip Banks
RG Ben Ute	LILB Jeff Herrod
RT Kevin Call	RILB Freddy Young
TE Pat Beach	LOLB Duane Bickett
WR Andre Rison	RCB Chris Goode,
QB Jack Trudeau	John Baylor
RB Eric Dickerson	RCB Eugene Daniel
RB Albert Bentley	SS Michael Ball
	FS Mike Prior

ADMINISTRATION
 COACHING STAFF
 FOOTBALL OPERATIONS
 FOOTBALL STAFF
 PLAYERS
 2011 SEASON IN REVIEW
 COLTS HISTORY
 RECORDS
 COLTS IN THE COMMUNITY



1990

RECORD: 7-9 COACH: RON MEYER

THIRD - AFC EASTERN DIVISION

HOME: 3-5 AWAY: 4-4

DIV: 3-5 CONF: 5-7 NCONF: 2-2

ADMINISTRATION

COACHING STAFF

FOOTBALL OPERATIONS

FOOTBALL STAFF

PLAYERS

2011 SEASON IN REVIEW

COLTS HISTORY

RECORDS

COLTS IN THE COMMUNITY

*Sellout DATE	RESULTS	OPPONENT	ATTENDANCE
9/9	L 10-26	@ Buffalo	78,899
9/16	L 14-16	NEW ENGLAND	49,256
9/23	L 10-24	@ Houston	50,093
9/30	W 24-23	@ Philadelphia	62,067
10/7	W 23-19	KANSAS CITY	54,950
10/21	L 17-27	DENVER	*59,850
10/28	L 7-27	MIAMI	*59,213
11/5	L 7-24	NEW YORK GIANTS	*58,688
11/11	W 13-10	@ New England	29,924
11/18	W 17-14	NEW YORK JETS	47,283
11/25	W 34-20	@ Cincinnati	60,051
12/2	L 17-20	@ Phoenix	31,885
12/9	L 7-31	BUFFALO	53,268
12/16	W 29-21	@ New York Jets	41,423
12/22	W 35-28	WASHINGTON	58,173
12/30	L 17-23	@ Miami	59,547

TEAM STATISTICS		COLTS	OPP
TOTAL FIRST DOWNS		245	320
Rushing		81	130
Passing		142	176
Penalty		22	14
3rd Dwn. M/A/Pct.		56/185/30.3	87/204/42.6
4th Dwn. M/A/Pct.		11/18/61.1	71/4/50.0
TOTAL NET YARDS		4155	5614
Avg. Per Game		259.7	350.9
Total Plays		874	1034
Avg. Per Play		4.8	5.4
NET YARDS RUSHING		1282	2212
Avg. Per Game		80.1	138.3
Total Rushes		335	513
NET YARDS PASSING		2873	3402
Avg. Per Game		179.6	212.6
Tackled/Yards Lost		51/424	29/203
Gross Yards		3297	3605
Att./Completions		488/269	492/301
Completion Pct.		55.1	61.2
Had Intercepted		21	9
PUNTS/AVERAGE		72/42.8	58/42.0
NET PUNTING AVG.		37.4	34.4
PENALTIES/YARDS		79/590	104/781
FUMBLES/BALL LOST		23/10	25/15
TOUCHDOWNS		33	36
Rushing		9	12
Passing		22	20
Defense/Kicking		2/0	4/0
TIME OF POSSESSION		26:27	33:33

SCORE BY PERIODS	1	2	3	4	TOTAL
COLTS	47	68	85	81	281
OPPONENTS	87	128	43	95	353

SCORING	TDR	TDP	TDR/T	PAT	FG	S	TP
Biasucci				32-33	17-24		83
Bentley	4	2					36
Hester	6	6					30
Brooks	5	30					30
Morgan	4	5					24
Dickerson	4						12
Johnson	2						6
Beach	1						6
George	1						6
Goode		1					6
Grant		1					6
Verdin		1					6
COLTS	9	22	2	32-33	17-24		281
OPPONENTS	12	20	4	35-36	32-43		353

FGS	1-19	20-29	30-39	40-49	50+	TOT.
Biasucci	1-1	5-6	7-8	2-4	2-5	17-24
COLTS	1-1	5-6	7-8	2-4	2-5	17-24
OPP.	0-0	11-11	13-17	5-10	3-5	32-43

Biasucci:	(24,29)	(0,33)	(41)	(38,21,42,18)	(32,43)	(0,0)	
	54.38	(52.38)	(51.22,26)	(49.52)	(0)	(0)	
	35.20	(37)	(39.58)	(39.58)	(36.30)	(36.30)	
	(29,44,31,37,43,47)	(49)	(38,27,25)	(36,30)	(22,49,44,31)	(37,39,32,44,35)	(39,32,42)
	(34,53)	(23,50)	(29)	(32,21,29,40)	(0)	(32,39)	
	(25)	(40)	(50,53,56,29,27)	(30)			

RUSHING	NO.	YDS.	AVG.	LG	TD
Dickerson	166	677	4.1	43	4
Bentley	137	556	4.1	26	4
Trudeau	10	28	2.8	9	0
Clark	7	10	1.4	11	0
Hester	4	9	2.3	10	0
George	11	2	0.2	6	1
COLTS	335	1282	3.8	43	9
OPPONENTS	513	2212	4.3	52	12

RECEIVING	NO.	YDS.	AVG.	LG	TD
Bentley	71	664	9.4	73	2
Brooks	62	823	13.3	75	5
Hester	54	924	17.1	64	6
Morgan	23	364	15.8	42	5
Dickerson	18	92	5.1	17	0
Verdin	14	178	12.7	45	1
Beach	12	124	10.3	21	1
Johnson	5	32	6.4	15	2
Clark	5	23	4.6	11	0
Simmons	4	33	8.3	12	0
Prior	1	40	40.0	40	0
COLTS	269	3297	12.3	75	22
OPPONENTS	301	3605	12.0	66	20

INTERCEPTIONS	NO.	YDS.	AVG.	LG	TD
Prior	3	66	22.0	36	0
Taylor	2	51	25.5	40	0
Grant	1	25	25.0	25	1
Herrod	1	12	12.0	12	0
Goode	1	10	10.0	10	0
Bickett	1	9	9.0	9	0
COLTS	9	173	19.2	40	1
OPPONENTS	21	221	10.5	35	1

PUNTING	NO.	YDS.	AVG.	TB	IN20	LG	BLK.
Stark	71	3084	43.4	3	24	61	1
COLTS	72	3084	43.4	3	24	61	1
OPPONENTS	58	2435	42.0	2	13	68	0

PUNT RETURNS	NO.	FC	YDS.	AVG.	LG	TD
Verdin	31	3	396	12.8	36	0
Grant	2	0	6	3.0	6	0
Prior	2	6	0	0.0	0	0
Daniel	1	0	0	0.0	0	0
COLTS	36	9	402	11.2	36	0
OPPONENTS	42	15	334	8.0	32	0

KICKOFF RETURNS	NO.	YDS.	AVG.	LG	TD
Simmons	19	348	18.3	34	0
Verdin	18	350	19.4	44	0
Grant	15	280	18.7	29	0
Bentley	11	211	19.2	36	0
Ball	1	0	0.0	0	0
Janis	1	0	0.0	0	0
COLTS	65	1189	18.3	44	0
OPPONENTS	49	961	19.6	38	0

SACKS: Colts 29.0; Opponents 51.0; Clancy 7.5-57; Herrod 4.5-35.5; Banks 4.5-25.5; Hand 3.5-27.5; Bickett 3.5-15; Faulkner 2-17; Siragusa 2-12; Thompson 1.5-13.5

USUAL STARTERS

PRO BOWLERS IN BOLDFACE

OFFENSE		DEFENSE	
WR	Bill Brooks	LDE	Donnell Thompson
LT	Zefross Moss	NT	Harvey Armstrong
LG	Randy Dixon	RDE	Jon Hand
C	Ray Donaldson	LOLB	Chip Banks
RG	Brian Baldinger,	LILB	Jeff Herrod
	Pat Tomberlin	RILB	Fredd Young
RT	Kevin Call,	ROLB	Duane Bickett
	Brian Baldinger	LCB	Chris Goode
TE	Pat Beach	RCB	Eugene Daniel
WR	Jessie Hester	SS	Keith Taylor
QB	Jeff George	FS	Mike Prior
RB	Eric Dickerson	P	Rohn Stark
RB	Albert Bentley	KR	Clarence Verdin

PASSING	ATT.	COMP.	YDS.	PCT.	AVG./ATT.	TD	TD%	INT.	INT%	LG	SACKED	RATING
George	334	181	2152	54.2	6.44	16	4.8	13	3.9	75	37/320	73.8
Trudeau	144	84	1078	58.3	7.49	6	4.2	6	4.2	73	14/104	78.4
Ferguson	8	2	21	25.0	2.63	0	0.0	2	25.0	13	0/0	0.0
Herrmann	1	1	6	100.0	6.00	0	0.0	0	0.0	6	0/0	91.7
Stark	1	1	40	100.0	40.00	0	0.0	0	0.0	40	0/0	118.8
COLTS	488	269	3297	55.1	6.76	22	4.5	21	4.3	75	51/424	73.3
OPPONENTS	492	301	3605	61.2	7.33	20	4.1	9	1.8	66	29/203	89.5



1991

RECORD: 1-15 COACH: RON MEYER (5), RICK VENTURI (11)

FIFTH – AFC EASTERN DIVISION

HOME: 0-8 AWAY: 1-7

DIV: 1-7 CONF: 1-11 NCONF: 0-4

*Sellout

DATE	RESULTS	OPPONENT	ATTENDANCE
9/1	L 7-16	NEW ENGLAND	49,961
9/8	L 6-17	@ Miami	51,155
9/15	L 0-16	@ Los Angeles Raiders	40,287
9/22	L 24-33	DETROIT	53,396
9/29	L 3-31	@ Seattle	56,656
10/6	L 3-21	PITTSBURGH	55,383
10/13	L 6-42	@ Buffalo	79,015
10/20	L 6-17	NEW YORK JETS	53,025
11/3	L 6-10	MIAMI	55,899
11/10	W 28-27	@ New York Jets	44,792
11/17	L 17-31	CHICAGO	*60,519
11/24	L 10-14	Green Bay at Milw.	42,132
12/1	L 0-31	CLEVELAND	*57,539
12/8	L 17-23 OT	@ New England	20,131
12/15	L 7-35	BUFFALO	48,286
12/22	L 3-17	@ Tampa Bay	28,043

TEAM STATISTICS COLTS OPP

TOTAL FIRST DOWNS	236	305
Rushing	55	140
Passing	163	152
Penalty	18	13
3rd Dwn. M/A/Pct.	65/208/31.3	98/199/49.2
4th Dwn. M/A/Pct.	10/25/40.0	7/11/63.6
TOTAL NET YARDS	3748	5127
Avg. Per Game	234.3	320.4
Total Plays	923	961
Avg. Per Play	4.1	5.3
NET YARDS RUSHING	1169	2327
Avg. Per Game	73.1	145.4
Total Rushes	354	544
NET YARDS PASSING	2579	2800
Avg. Per Game	161.2	175.0
Tackled/Yards Lost	57/487	29/202
Gross Yards	3066	3002
Att./Completions	512/305	388/240
Completion Pct.	59.6	61.9
Had Intercepted	16	15
PUNTS/AVERAGE	82/42.6	59/41.4
NET PUNTING AVG.	34.8	36.2
PENALTIES/YARDS	85/689	88/645
FUMBLES/BALL LOST	32/15	21/13
TOUCHDOWNS	14	47
Rushing	3	23
Passing	10	22
Defense/Kicking	0/1	1/1
TIME OF POSSESSION	28:05	31:55

SCORE BY PERIODS

COLTS	1	2	3	4	OT	TOTAL
COLTS	24	54	27	38	0	143
OPPONENTS	96	106	88	85	6	381

SCORING	TDR	TDPT	PAT	FG	S	TP
Biasucci		14-14	15-26		59	
Hester	5				30	
Brooks	4				24	
Dickerson	2	1			18	
Manoa	1				6	
Verdin		1			6	
COLTS	3	10	1	14-14	15-26	143
OPPONENTS	23	22	2	46-46	17-23	381

FGS	1-19	20-29	30-39	40-49	50+	TOT.
Biasucci	1-1	5-5	3-4	5-13	1-3	15-26
COLTS	1-1	5-5	3-4	5-13	1-3	15-26
OPP.	2-2	5-7	6-7	4-7	0-0	17-23

Biasucci:	(44,52,42,48)	(48,21)	(37,47)	(20)	(54)	(19,54)
	(26,29)	(42,34,49)	(45,47,25)	(0)	(47)	(35,40)
	(43,40)	(0)	(39)			
OPP.:	(35,39,36)	(48)	(33,41,33)	(48,19)	(41)	(0)
	(19)	(35,45,37)	(22,44,22,25)	(21)	(0)	(41,25)
	(24)	(0)	(28)			

RUSHING	NO.	YDS.	AVG.	LG	TD
Dickerson	167	536	3.2	28	2
Clark	114	366	3.2	25	0
Manoa	27	144	5.3	44	1
Johnson	22	94	4.3	15	0
George	16	36	2.3	13	0
Perkins	4	11	2.8	4	0
Verdin	1	4	4.0	4	0
Herrmann	1	-1	-1.0	-1	0
Huffman	1	-8	-8.0	-8	0
Stark	1	-13	-13.0	-13	0
COLTS	354	1169	3.3	44	3
OPPONENTS	544	2327	4.3	78	22

RECEIVING	NO.	YDS.	AVG.	LG	TD
Brooks	72	888	12.3	46	4
Hester	60	753	12.6	49t	5
Johnson	42	344	8.2	24	0
Dickerson	41	269	6.6	26	1
Clark	33	245	7.4	23	0
Verdin	21	214	10.2	28	0
Mrosko	8	90	11.3	20	0
Bentley	7	42	6.0	11	0
Martin	5	79	15.8	25	0
Beach	5	56	11.2	27	0
Huffman	3	14	4.7	7	0
Perkins	3	-2	-0.7	3	0
Manoa	2	5	2.5	5	0
Thornton	1	38	38.0	38	0
Cash	1	18	18.0	18	0
Coley	1	13	13.0	13	0
COLTS	305	3066	10.1	49t	10
OPPONENTS	240	3002	12.5	84t	22

INTERCEPTIONS	NO.	YDS.	AVG.	LG	TD
Baylor	4	50	12.5	32	0
Prior	3	50	16.7	37	0
Daniel	3	22	7.3	12	0
Goode	2	27	13.5	27	0
Radicic	1	26	26.0	26	0
Herrrod	1	25	25.0	25	0
Holloway	1	4	4.0	4	0
Taylor	0	-2	0.0	-2	0
COLTS	15	202	13.5	37	0
OPPONENTS	16	184	11.5	58	1

PUNTING	NO.	YDS.	AVG.	TB	IN20	LG	BLK.
Stark	82	3492	42.6	6	14	65	0
COLTS	82	3492	42.6	6	14	65	0
OPPONENTS	59	2444	41.4	7	15	63	0

PUNT RETURNS	NO.	FC	YDS.	AVG.	LG	TD
Verdin	25	10	165	6.5	22	0
Grant	2	2	6	3.0	6	0
Prior	0	2	0	0.0	0	0
COLTS	27	14	171	6.3	22	0
OPPONENTS	47	14	516	11.0	59t	1

KICKOFF RETURNS	NO.	YDS.	AVG.	LG	TD
Verdin	36	689	19.1	88t	1
Martin	12	305	25.4	38	0
Grant	3	20	6.7	10	0
McCloughan	2	35	17.5	19	0
McDonald	1	3	3.0	3	0
Mrosko	1	9	9.0	9	0
COLTS	55	1061	19.3	88t	1
OPPONENTS	33	573	17.4	50	0

SACKS: Colts 29.0; Opponents 57.0; Thompson 5-40; Hand 5-38; Bickett 5-30; Herrod 2.5-22.5; Clancy 2.5-17.5; Goode 2-13; Siragusa 2-12; anks 1-11; Curry 1-7; Holloway 1-7; Ball 1-2; Baylor 1-2

USUAL STARTERS

OFFENSE	DEFENSE
WR Bill Brooks	LDE Donnell Thompson
LT Zeffross Moss	NT Travis Davis,
LG Brian Dindon	Tony Siragusa
C William Baldinger	RDE Jon Hand
RG William Schultz	LOLB Chip Banks
TE Kevin Call	LILB Scott Radecic
RT Pat Beach	RILB Jeff Herrod
WR Jessie Hester	ROLB Duane Bickett
QB Jeff George	LCB Chris Goode
RB Eric Dickerson	RCB Eugene Daniel
RB Ken Clark	SS Michael Ball
	FS Keith Taylor

PASSING	ATT.	COMP.	YDS.	PCT.	AVG./ATT.	TD	TD%	INT.	INT%	LG	SACKED	RATING
George	485	292	2910	60.2	6.0	10	2.1	12	2.5	49t	56/481	73.8
Herrmann	19	11	137	57.9	7.21	0	0.0	3	15.8	26t	0/0	40.8
Trudeau	7	2	19	28.6	2.71	0	0.0	1	14.3	11t	1/6	0.0
Hilger	1	0	0	0.0	0.00	0	0.0	0	0.0	0t	0/0	39.6
COLTS	512	305	3066	59.6	5.99	10	2.0	16	3.1	49t	57/487	70.2
OPPONENTS	388	240	3002	61.9	7.74	22	5.7	15	3.9	84t	29/202	88.7

ADMINISTRATION

COACHING STAFF

FOOTBALL OPERATIONS

FOOTBALL STAFF

PLAYERS

2011 SEASON IN REVIEW

COLTS HISTORY

RECORDS

COLTS IN THE COMMUNITY



1992

RECORD: 9-7 COACH: TED MARCHBRODA

THIRD – AFC EASTERN DIVISION

HOME: 4-4 AWAY: 5-3

DIV: 5-3 CONF: 7-7 NCONF: 2-0

ADMINISTRATION

COACHING STAFF

FOOTBALL OPERATIONS

FOOTBALL STAFF

PLAYERS

2011 SEASON IN REVIEW

COLTS HISTORY

RECORDS

COLTS IN THE COMMUNITY

*Sellout

DATE	RESULTS	OPPONENT	ATTENDANCE
9/6	W 14-3	CLEVELAND	50,766
9/13	L 10-20	HOUSTON	44,851
9/20	L 0-38	@ Buffalo	77,781
10/4	W 24-14	@ Tampa Bay	56,585
10/11	W 6-3 OT	NEW YORK JETS	48,393
10/18	L 14-34	SAN DIEGO	48,552
10/25	W 31-20	@ Miami	61,117
11/1	L 0-26	@ San Diego	40,324
11/8	L 0-28	MIAMI	*59,892
11/15	L 34-37 OT	NEW ENGLAND	42,631
11/22	L 14-30	@ Pittsburgh	51,101
11/29	W 16-13 OT	BUFFALO	50,221
12/6	W 6-0	@ New England	19,429
12/13	W 10-6	@ New York Jets	33,684
12/20	W 16-13	PHOENIX	46,763
12/27	W 21-17	@ Cincinnati	47,837

TEAM STATISTICS		COLTS	OPP
TOTAL FIRST DOWNS		267	314
Rushing		70	129
Passing		174	164
Penalty		23	21
3rd Dwn. M/A/Pct.		75/210/35.7	70/197/35.5
4th Dwn. M/A/Pct.		5/8/62.5	6/15/40.0
TOTAL NET YARDS		4368	5074
Avg. Per Game		273.0	317.1
Total Plays		969	1004
Avg. Per Play		4.5	5.1
NET YARDS RUSHING		1102	2174
Avg. Per Game		68.9	135.9
Total Rushes		379	495
NET YARDS PASSING		3266	2900
Avg. Per Game		204.1	181.3
Tackled/Yards Lost		44/318	39/336
Gross Yards		3584	3236
Att./Completions		546/305	470/260
Completion Pct.		55.9	55.3
Had Intercepted		26	20
PUNTS/AVERAGE		83/44.8	71/42.5
NET PUNTING AVG.		39.3	37.3
PENALTIES/YARDS		122/958	101/836
FUMBLES/BALL LOST		24/11	28/15
TOUCHDOWNS		24	34
Rushing		8	16
Passing		13	14
Defense/Kicking		1/2	4/0
TIME OF POSSESSION		28:17	31:43

SCORE BY PERIODS		1	2	3	4	OT	TOTAL
COLTS		38	29	58	85	6	216
OPPONENTS		80	71	69	79	3	302

SCORING		TDR	TD	TDRT	PAT	FG	S	TP
Biasucci				24-24	16-29			72
Culver		7	2					54
Cash		3						18
Johnson		3						18
Verdin			2					12
Arbuckle		1						6
Brooks		1						6
Ertman			1					6
George		1						6
Hester		1						6
Langhorne		1						6
Schultz		1						6
COLTS		8	13	3	24-24	16-29		216
OPPONENTS		16	14	4	33-34	21-28	1	302

FGS	1-19	20-29	30-39	40-49	50+	TOT.
Biasucci	0-0	3-3	6-11	6-12	1-3	16-29
COLTS	0-0	3-3	6-11	6-12	1-3	16-29
OPP.	2-2	8-9	6-10	3-4	2-3	21-28

Biasucci:	()	(37)	(48)	(45)	(38,31,47,47)	(44)
	(31,45,32)	()	()	(35,42,48,33)	()	()
	(52,37,52,23,40)	(31)	(30,48)	(31)		
	(26,59,28,42)	()				
OPP:	(38,20)	(27,29,20)	(39,52)	(49)	(35)	(23,27)
	(33,20)	(36,44,18)	(31,22,36)	(52,44)	(37)	
	(32,35,19)	(28,48)	(25)			

RUSHING	NO.	YDS.	AVG.	LG	TD
Johnson	178	592	3.3	19	0
Culver	121	321	2.7	36	7
Clark	40	134	3.4	13	0
George	14	26	1.9	13	1
Brooks	2	14	7.0	8	0
Carthon	4	9	2.3	5	0
Trudeau	13	6	0.5	5	0
Tupa	3	9	3.0	10	0
Herrmann	3	-2	-0.7	0	0
Langhorne	1	-7	-7.0	-7	0
COLTS	379	1102	2.9	36	8
OPPONENTS	495	2174	4.4	35	16

RECEIVING	NO.	YDS.	AVG.	LG	TD
Biasucci	65	811	12.5	34	1
Hester	52	792	15.2	81	3
Johnson	49	517	10.6	57	1
Brooks	44	468	10.6	26	1
Cash	43	521	12.1	41	3
Culver	26	210	8.1	27	2
Arbuckle	13	152	11.7	23	1
Clark	5	46	9.2	17	0
Verdin	3	37	12.3	21	0
Carthon	3	10	3.3	6	0
Prior	1	17	17.0	17	0
Schultz	1	3	3.0	3	1
COLTS	305	3584	11.8	81	13
OPPONENTS	260	3236	12.4	69	14

INTERCEPTIONS	NO.	YDS.	AVG.	LG	TD
Prior	6	44	7.3	19	0
Balsler	3	27	9.0	21	0
Goode	2	93	46.5	47	0
Stargill	2	26	13.0	15	0
Ertman	1	90	90.0	90	1
Bickett	1	14	14.0	14	0
Herrad	1	4	4.0	4	0
Banks	1	3	3.0	3	0
Baylor	1	1	1.0	1	0
Daniel	1	0	0.0	0	0
Radevic	1	0	0.0	0	0
COLTS	20	302	15.1	90	1
OPPONENTS	26	461	17.7	82	4

PUNTING	NO.	YDS.	AVG.	TB	IN20	LG	BLK.
Stark	83	3716	44.8	7	22	64	0
COLTS	83	3716	44.8	7	22	64	0
OPPONENTS	71	3021	42.5	5	24	61	0

PUNT RETURNS	NO.	FC	YDS.	AVG.	LG	TD
Verdin	24	12	268	11.2	84	2
Prior	1	12	7	7.0	7	0
COLTS	25	24	275	11.0	84	2
OPPONENTS	45	18	313	7.0	24	0

KICKOFF RETURNS	NO.	YDS.	AVG.	LG	TD
Verdin	39	815	20.9	42	0
Ambrose	8	126	15.8	26	0
Clark	3	54	18.0	20	0
Vanderbeek	1	6	6.0	6	0
COLTS	51	1001	19.6	42	0
OPPONENTS	36	630	17.5	34	0

SACKS: Colts 39.0; Opponents 44.0; Banks 9-53; Bickett 6-5-47.5; Clancy 4.5-55.5; Baylor 3-53; Ertman 3-29; Siragusa 3-24; Coryatt 2-21; Herrod 2-21; Daniel 2-6; McCoy 1-10; Walker 1-9; Hand 1-5; McClendon 1-2

USUAL STARTERS IN BOLDFACE

OFFENSE		DEFENSE	
WR	Ruggie Langhorne	LDE	Steve Ertman
LT	Zeffross Moss	NT	Tony Siragusa
LG	Randy Dixon	RDE	Jon Hand
C	Ray Donaldson	ROLB	Chip Banks
RG	Ron Solt	LILB	Scott Radevic
RT	Kevin Call		Quentin Coryatt
TE	Kerry Cash	ROLB	Jeff Herrod
WR	Jessie Hester	RILB	Duane Bickett
QB	Jeff George	RQB	Chris Goode
RB	Anthony Johnson	LCB	Eugene Daniel
WR	Bill Brooks	SS	John Baylor
		FS	Mike Prior
		P	Rohn Stark
		KR	Clarence Verdin

PASSING	ATT.	COMP.	YDS.	PCT.	AVG./ATT.	TD	TD%	INT.	INT%	LG	SACKED	RATING
George	306	167	1963	54.6	6.42	7	2.3	15	4.9	57	27/188	61.5
Trudeau	181	105	1271	58.0	7.02	4	2.2	8	4.4	81	11/85	68.6
Tupa	33	17	156	51.5	4.73	1	3.0	2	6.1	19	5/40	49.6
Herrmann	24	15	177	62.5	7.38	1	4.2	1	4.2	27	1/5	81.4
Stark	1	1	17	100.0	17.00	0	0.0	0	0.0	17	0/0	118.8
Johnson	1	0	0	0.0	0.00	0	0.0	0	0.0	0	0/0	39.6
COLTS	546	305	3584	55.9	6.56	13	2.4	26	4.8	81	44/318	64.1
OPPONENTS	470	260	3236	55.3	6.89	14	3.0	20	4.3	69	39/336	69.1



1993

RECORD: 4-12 COACH: TED MARCHIBRODA

FIFTH – AFC EASTERN DIVISION

HOME: 2-6 AWAY: 2-6

DIV: 2-6 CONF: 4-8 NCONF: 0-4

*Sellout

DATE	RESULTS	OPPONENT	ATTENDANCE
9/5	L 20-24	MIAMI	51,858
9/12	W 9-6	@ Cincinnati	50,299
9/26	W 23-10	CLEVELAND	*59,654
10/3	L 13-35	@ Denver	74,958
10/10	L 3-27	DALLAS	*60,453
10/24	L 27-41	@ Miami	57,301
10/31	W 9-6	NEW ENGLAND	46,522
11/7	L 24-30	@ Washington	50,523
11/14	L 17-31	NEW YORK JETS	47,351
11/21	L 9-23	@ Buffalo	79,101
11/29	L 0-31	SAN DIEGO	54,110
12/5	W 9-6	@ New York Jets	45,799
12/12	L 6-20	@ New York Giants	70,411
12/19	L 10-20	PHILADELPHIA	44,952
12/26	L 0-38	@ New England	26,571
1/2	L 10-30	BUFFALO	43,028

TEAM STATISTICS	COLTS	OPP
TOTAL FIRST DOWNS	269	334
Rushing	71	151
Passing	180	166
Penalty	18	17
3rd Dwn. M/A/Pct.	61/209/29.2	85/206/41.3
4th Dwn. M/A/Pct.	9/22/40.9	8/12/66.7
TOTAL NET YARDS	4705	5638
Avg. Per Game	294.1	352.4
Total Plays	988	1050
Avg. Per Play	4.8	5.4
NET YARDS RUSHING	1288	2521
Avg. Per Game	80.5	157.6
Total Rushes	365	575
NET YARDS PASSING	3417	3117
Avg. Per Game	213.6	194.8
Tackled/Yards Lost	29/206	21/121
Gross Yards	3623	3238
Att./Completions	594/332	454/270
Completion Pct.	55.9	59.5
Had Intercepted	15	10
PUNTS/AVERAGE	83/43.3	71/40.2
NET PUNTING AVG.	35.9	36.1
PENALTIES/YARDS	94/685	87/610
FUMBLES/BALL LOST	34/20	25/11
TOUCHDOWNS	16	45
Rushing	4	20
Passing	10	22
Defense/Kicking	1/1	2/1
TIME OF POSSESSION	27:55	32:05

SCORE BY PERIODS	1	2	3	4	TOTAL
COLTS	19	60	29	81	189
OPPONENTS	96	96	98	88	378

SCORING	TDR	TDP	TDRT	PAT	FG	S	TP
Biasucci			15-16	26-31			93
Culver	3	1	1				30
Cash		3					18
Langhorne		3					18
Dawkins		1					6
Herrod			1				6
Hester			1				6
Johnson	1						6
Verdin			1				6
COLTS	4	10	2	15-16	26-31		189
OPPONENTS	20	22	3	43-45	21-30	1	378

FGS	1-19	20-29	30-39	40-49	50+	TOT.
Biasucci	1-1	14-14	7-8	3-6	1-2	26-31
COLTS	1-1	14-14	7-8	3-6	1-2	26-31
OPP.	2-2	9-9	7-9	3-6	0-4	21-30

Biasucci:	(48,26,33)	(53,31,39)	(42,27,19)	(26,28)	(28,28)		
	(27)	(42)	(27,38,37)	(22)	(41)	(26,22,37)	(53)
COLTS	(42,24,38)	(21,26)	(39)	(1)	(22,49)		
OPP:	(20)	(35,23,35)	(32,52)	(53)	(30,32)		
	(23,39,37)	(40,45,26)	(24)	(22)	(55)	(36)	
	(52,28,19)	(48)	(1)	(21,25)	(19)	(39,49,40,40)	

RUSHING	NO.	YDS.	AVG.	LG	TD
Potts	179	711	4.0	34	0
Johnson	95	331	3.5	14	1
Culver	65	150	2.3	9	3
George	13	39	3.0	14	0
Verdin	3	33	11.0	29	0
Stark	1	11	11.0	11	0
Toner	2	6	3.0	6	0
Majkowski	2	4	2.0	4	0
Trudeau	5	3	0.6	2	0
COLTS	365	1288	3.5	34	4
OPPONENTS	575	2521	4.4	57	20

RECEIVING	NO.	YDS.	AVG.	LG	TD
Langhorne	85	1038	12.2	72	3
Hester	64	835	13.0	58	1
Johnson	55	443	8.1	36	0
Cash	43	402	9.3	37	3
Dawkins	26	430	16.5	68	1
Potts	26	189	7.3	24	0
Arbuckle	15	90	6.0	23	0
Culver	11	112	10.2	26	1
Cox	4	59	14.8	24	0
Verdin	2	20	10.0	19	1
Toner	1	5	5.0	5	0
COLTS	332	3623	10.9	72	10
OPPONENTS	270	3238	12.0	77	22

INTERCEPTIONS	NO.	YDS.	AVG.	LG	TD
Buchanan	4	45	11.3	28	0
Baylor	3	11	3.7	7	0
Herrod	1	29	29.0	29	0
Daniel	1	17	17.0	17	0
Belsers	1	14	14.0	11	0
COLTS	10	116	11.6	29	0
OPPONENTS	15	247	16.5	56	1

PUNTING	NO.	YDS.	AVG.	TB	IN20	LG	BLK.
Stark	83	3595	43.3	13	18	65	0
COLTS	83	3595	43.3	13	18	65	0
OPPONENTS	71	2855	40.2	6	30	59	0

PUNT RETURNS	NO.	FC	YDS.	AVG.	LG	TD
Verdin	30	17	173	5.8	24	0
COLTS	30	17	173	5.8	24	0
OPPONENTS	41	12	352	8.6	71	1

KICKOFF RETURNS	NO.	YDS.	AVG.	LG	TD
Verdin	50	1050	21.0	38	0
Culver	3	51	17.0	20	0
Butcher	2	2	1.0	2	0
Cash	1	11	11.0	11	0
Radecki	1	10	10.0	10	0
COLTS	57	1124	19.7	38	0
OPPONENTS	37	551	14.9	37	0

SACKS: Colts 21.0; Opponents 29.0; Hand 5.5-31; Bickett 3.5-22; Herrod 2-19; Peguese 2-12; Siragusa 1.5-5-5; McClendon 1.5-4-5; Ertman 1-8; Stargell 1-8; Sims 1-7; Clancy 1-3; Coyatt 1-0

USUAL STARTERS

OFFENSE	DEFENSE
WR Reggie Langhorne	LDE Skip McClendon
LT Will Wolford	LDT Sam Clancy
LG Randy Dixon	RDT Tony Siragusa
C Kirk Lowdermilk	RDE Jon Hand
RG William Schultz	SLB Duane Bickett
RT Zefross Moss	MLB Quentin Coryatt
TE Kerry Cash	WLB Jeff Herrod
WR Jessie Hester	LCB Chris Goode
QB Jeff George	RCB Eugene Daniel
RB Anthony Johnson	SS John Baylor
RB Roosevelt Potts	FS Jason Belsers

PASSING	ATT.	COMP.	YDS.	PCT.	AVG./ATT.	TD	TD%	INT.	INT%	LG	SACKED	RATING
George	407	234	2526	57.5	6.21	8	2.0	6	1.5	72t	26/190	76.3
Trudeau	162	85	992	52.5	6.12	2	1.2	7	4.3	68t	2/11	57.4
Majkowski	24	13	105	54.2	4.38	0	0.0	1	4.2	17t	1/5	48.1
Johnson	1	0	0	0.0	0.00	0	0.0	1	100.0	0t	0/0	0.0
COLTS	594	332	3623	55.9	6.10	10	1.7	15	2.5	72t	29/206	69.2
OPPONENTS	454	270	3238	59.5	7.13	22	4.8	10	2.2	77t	21/121	88.3

ADMINISTRATION
 COACHING STAFF
 FOOTBALL OPERATIONS
 FOOTBALL STAFF
 PLAYERS
 2011 SEASON IN REVIEW
 COLTS HISTORY
 RECORDS
 COLTS IN THE COMMUNITY



1994

RECORD: 8-8 COACH: TED MARCHBRODA
THIRD – AFC EASTERN DIVISION
HOME: 5-3 AWAY: 3-5
DIV: 4-4 CONF: 8-6 NCONF: 0-2

ADMINISTRATION

COACHING STAFF

FOOTBALL OPERATIONS

FOOTBALL STAFF

PLAYERS

2011 SEASON IN REVIEW

COLTS HISTORY

RECORDS

COLTS IN THE COMMUNITY

*Sellout

DATE	RESULTS	OPPONENT	ATTENDANCE
9/4	W 45-21	HOUSTON	47,372
9/11	L 10-24	@ Tampa Bay	36,631
9/18	L 21-31	@ Pittsburgh	54,040
9/25	L 14-21	CLEVELAND	55,821
10/2	W 17-15	SEATTLE	49,876
10/9	L 6-16	@ New York Jets	64,934
10/16	W 27-17	@ Buffalo	79,404
10/23	L 27-41	WASHINGTON	*57,879
10/30	W 28-25	New York JETS	44,350
11/6	L 21-22	@ Miami	71,158
11/20	W 17-13	@ Cincinnati	55,566
11/27	L 10-12	NEW ENGLAND	43,839
12/4	W 31-19	@ Seattle	39,574
12/11	L 13-28	@ New England	57,656
12/18	W 10-6	MIAMI	*58,867
12/24	W 10-9	BUFFALO	38,458

TEAM STATISTICS	COLTS	OPP
TOTAL FIRST DOWNS	252	311
Rushing	108	98
Passing	126	192
Penalty	18	21
3rd Dwn. M/A/Pct.	70/198/35.4	115/251/45.8
4th Dwn. M/A/Pct.	12/17/70.6	13/23/56.5
TOTAL NET YARDS	4413	5325
Avg. Per Game	275.8	332.8
Total Plays	899	1090
Avg. Per Play	4.9	4.9
NET YARDS RUSHING	2060	1646
Per Game	128.8	102.9
Total Pushes	495	463
NET YARDS PASSING	2353	3679
Avg. Per Game	147.1	229.9
Tackled/Yards Lost	28/166	29/218
Gross Yards	2519	3897
Att./Completions	376/217	598/354
Completion Pct.	57.7	59.2
Had Intercepted	14	18
PUNTS/AVERAGE	74/41.8	72/42.2
NET PUNTING AVG.	34.1	35.6
PENALTIES/YARDS	82/658	110/824
FUMBLES/BALL LOST	30/17	21/10
TOUCHDOWNS	37	34
Rushing	15	8
Passing	15	24
Defense/Kicking	5/2	2/0
TIME OF POSSESSION	28:31	31:29

SCORE BY PERIODS	1	2	3	4	TOTAL
COLTS	82	86	73	66	307
OPPONENTS	48	81	59	132	320

SCORING	TDR	TD	TDRT	PAT	FG	S	TP
Biasucci				37-37	16-24		85
Faulk	11	1					72
Turner		6					36
Dawkins		5					30
Buchanan			3				18
Majkowski	3						18
Potts	1	1					12
Bennett			1				6
Brewer			1				6
Cash		1					6
Coyatt			1				6
Humphrey			1				6
Jackson			1				6
COLTS	15	15	7	37-37	16-24		307
OPPONENTS	8	24	2	29-29	27-34	1	320

2-POINT: Colts 0-0; Opponent 2-5

FGS	1-19	20-29	30-39	40-49	50+	TOT.
Biasucci	1-1	5-5	3-7	5-9	2-2	16-24
COLTS	1-1	5-5	3-7	5-9	2-2	16-24
OPP.	1-1	12-12	7-10	7-10	0-1	27-34

Biasucci:	(42)	(26)	(0)	(46)	(45)	(37.44.35)	(43.33)
	(50.28)	(0)	(32.26)	(35)	(42.50)	(21)	(27.47)
	(40.6)	(42.19)	(38.3)	(1.22)			
OPP.:	(55)	(47)	(46)	(0)	(42.43.45)	(27.42.37)	(23)
	(22.27)	(26)	(33.31)	(20.34)	(29.46.34)		
	(22.37.25.42)	(37.31)	(36)	(33.19)			
	(49.20.21.24.46)						

RUSHING	NO.	YDS.	AVG.	LG	TD
Faulk	314	1282	4.1	52	11
Potts	77	336	4.4	52	1
Hartaugh	39	223	5.7	41	0
Humphrey	18	85	4.7	27	0
Warren	18	80	4.4	34	0
Majkowski	24	34	1.4	10	3
Nagle	1	12	12.0	12	0
Toner	1	11	11.0	11	0
Turner	3	-3	-1.0	5	0
COLTS	495	2060	4.2	52	15
OPPONENTS	463	1646	3.6	40	8

RECEIVING	NO.	YDS.	AVG.	LG	TD
Turner	52	593	11.4	28	6
Faulk	52	522	10.0	85	1
Dawkins	51	742	14.5	49	5
Potts	26	251	9.7	30	1
Cash	16	190	11.9	24	1
Jackson	8	97	12.1	22	1
Warren	3	47	15.7	29	0
Humphrey	3	19	6.3	12	0
Bailey	2	30	15.0	23	0
Baker	2	15	7.5	10	0
Arbuckle	1	7	7.0	7	0
Etheredge	1	6	6.0	6	0
COLTS	217	2519	11.6	85	15
OPPONENTS	354	3897	11.0	65	24

INTERCEPTIONS	NO.	YDS.	AVG.	LG	TD
Buchanan	8	221	27.6	90	3
Tate	3	51	17.0	30	0
Ambrose	2	50	25.0	42	0
Daniel	2	6	3.0	6	0
Belsler	1	31	31.0	31	0
Humphrey	1	1	1.0	1	0
Watts	1	0	0.0	0	0
COLTS	18	360	20.0	90	3
OPPONENTS	14	174	12.4	39	2

PUNTING	NO.	YDS.	AVG.	TB	IN20	LG	BLK.
Stark	73	3092	42.4	10	22	60	1
COLTS	74	3092	41.8	10	22	60	1
OPPONENTS	72	3039	42.2	7	16	71	0

PUNT RETURNS	NO.	FC	YDS.	AVG.	LG	TD
Brewer	42	8	339	8.1	75	1
COLTS	42	8	339	8.1	75	1
OPPONENTS	40	9	366	9.2	38	0

KICKOFF RETURNS	NO.	YDS.	AVG.	LG	TD
Humphrey	35	783	22.4	95	1
Brewer	18	358	19.9	34	0
Warren	2	56	28.0	38	0
Etheredge	2	23	11.5	14	0
Radicic	1	17	17.0	17	0
Toner	1	8	8.0	8	0
Jackson	1	5	5.0	5	0
Gray	0	4	0.0	4	0
COLTS	60	1254	20.9	95	1
OPPONENTS	65	1316	20.2	47	0

SACKS: Colts 29.0; Opponents 28.0; Bennett 9-82; McCoy 6-52; Siragusa 5-30; Alberts 2-13; Herrod 1-10; Nunn 1-10; McDonald 1-7; Buchanan 1-6; Coyatt 1-4; Noga 1-3; Emtman 1-1

USUAL STARTERS PRO BOWLERS IN BOLDFACE

OFFENSE	DEFENSE
WR Sean Dawkins	LDE Bernard Whittington
LT Will Wolford	LDT Tony McCoy
LG Randy Dixon	RODT Tony Siragusa
C Kirk Lawdermilk	RDE Tony Bennett
RG Joe Staysniak	LLB Stephen Grant
RT Zelfross Moss	MLB Jeff Herrod
TE Kerry Cash	RLB Quentin Coyatt
WR Floyd Turner	LCB Ray Buchanan
QB Jim Hartzaugh	RCB Eugene Daniel
RB Marshall Faulk	SS David Tate
RB Roosevelt Potts	FS Jason Belsler

PASSING	ATT.	COMP.	YDS.	PCT.	AVG./ATT.	TD	TD%	INT.	INT%	LG	SACKED	RATING
Hartaugh	202	125	1440	61.9	7.13	9	4.5	6	3.0	85t	17/72	85.8
Majkowski	152	84	1010	55.3	6.64	6	3.9	7	4.6	29t	9/76	69.8
Nagle	21	8	69	38.1	3.29	0	0.0	1	4.8	23t	2/18	27.7
Warren	1	0	0	0.0	0.00	0	0.0	0	0.0	0t	0/0	39.6
COLTS	376	217	2519	57.7	6.70	15	4.0	14	3.7	85t	28/166	75.9
OPPONENTS	598	354	3897	59.2	6.52	24	4.0	18	3.0	65t	29/218	79.4



1995

RECORD: 9-7 COACH: TED MARCHIBRODA

SECOND - AFC EASTERN DIVISION

HOME: 5-3 AWAY: 4-4

DIV: 6-2 CONF: 7-5 NCONF: 2-2

*Sellout

Table with columns: DATE, RESULTS, OPPONENT, ATTENDANCE. Lists game dates, opponents, and attendance figures.

TEAM STATISTICS

Table with columns: CATEGORY, VALUE, OPP, VALUE. Lists various team statistics such as total first downs, rushing, passing, and punting.

SCORE BY PERIODS

Table with columns: COLTS, OPPONENTS. Shows scores by quarter and total for both teams.

SCORING

Table with columns: PLAYER, TDR, TDP, TDRT, PAT, FG, 2P, S, TP. Lists individual scoring plays and statistics.

PASSING

Table with columns: PLAYER, ATT., COMP., YDS., PCT., AVG./ATT., TD, TD%. Lists passing statistics for key players.

Table with columns: FGS, COLTS, OPP., COFER. Lists field goal statistics for the Colts and opponents, and a combined 'Cofers' category.

Table with columns: BLANCHARD, OPP.:. Lists statistics for player Blanchard and an 'OPP.' category.

Table with columns: RUSHING, COLTS, OPPONENTS. Lists rushing statistics for the Colts and opponents.

Table with columns: RECEIVING, COLTS, OPPONENTS. Lists receiving statistics for the Colts and opponents.

Table with columns: INTERCEPTIONS, COLTS, OPPONENTS. Lists interception statistics for the Colts and opponents.

Table with columns: PUNTING, COLTS, OPPONENTS. Lists punting statistics for the Colts and opponents.

Table with columns: PUNT RETURNS, COLTS, OPPONENTS. Lists punt return statistics for the Colts and opponents.

Table with columns: KICKOFF RETURNS, COLTS, OPPONENTS. Lists kickoff return statistics for the Colts and opponents.

SACKS: Colts 29.0; Opponents 49.0; Bennett 10.5-67.5; Johnson 4.5-26; McCoy 2.5-15.5; Coryatt 2.5-5; Siragusa 2-14; Grant 2-13; Whittington 2-11; Alberts 2-9; Buchanan 1-8

USUAL STARTERS

PRO BOWLERS IN BOLDFACE

Table with columns: OFFENSE, DEFENSE. Lists usual starters and pro bowlers for both offense and defense.

ADMINISTRATION, COACHING STAFF, FOOTBALL OPERATIONS, FOOTBALL STAFF, PLAYERS, 2011 SEASON IN REVIEW, COLTS HISTORY, RECORDS, COLTS IN THE COMMUNITY



1996

RECORD: 9-7 COACH: LINDY INFANTE
THIRD – AFC EASTERN DIVISION
HOME: 6-2 AWAY: 3-5
DIV: 4-4 CONF: 6-6 NCONF: 3-1

ADMINISTRATION
 COACHING STAFF
 FOOTBALL OPERATIONS
 FOOTBALL STAFF
 PLAYERS
 2011 SEASON IN REVIEW
 COLTS HISTORY
 RECORDS
 COLTS IN THE COMMUNITY

***Sellout**

DATE	RESULTS	OPPONENT	ATTENDANCE
9/1	W 20-13	ARIZONA	48,133
9/8	W 21- 7	@New York Jets	63,534
9/15	W 25-24	@Dallas	63,021
9/23	W 10- 6	MIAMI	*60,891
10/6	L 13-16 OT	@Buffalo	79,401
10/13	W 26-21	BALTIMORE	*56,978
10/20	L 9-27	NEW ENGLAND	*58,725
10/27	L 16-31	@Washington	54,254
11/3	L 19-26	SAN DIEGO	*58,484
11/10	L 13-37	@Miami	66,623
11/17	W 34-29	NEW YORK JETS	48,322
11/24	L 13-27	@New England	58,226
12/1	W 13-10 OT	BUFFALO	*53,804
12/5	W 37-10	PHILADELPHIA	52,689
12/15	W 24-19	@Kansas City	71,136
12/22	L 24-31	@Cincinnati	49,389
12/29	L 14-42	@Pittsburgh	58,078

TEAM STATISTICS	COLTS	OPP
TOTAL FIRST DOWNS	288	305
Rushing	89	108
Passing	172	189
Penalty	27	8
3rd Dwn M/A/Pct	81/215 37.7	88/221 39.8
4th Dwn M/A/Pct	5/12 41.7	11/15 73.3
TOTAL NET YARDS	4744	5403
Avg. Per Game	296.5	337.7
Total Plays	1000	1022
Avg. Per Play	4.7	5.3
NET YARDS RUSHING	1448	1760
Avg. Per Game	90.5	110.0
Total Rushes	420	459
NET YARDS PASSING	3296	3643
Avg. Per Game	206.0	227.7
Tackled/Yds Lost	43/248	29/182
Gross Yards	3544	3825
Att./Completions	537/311	534/318
Completion Pct.	57.9	59.6
Had Intercepted	11	13
PUNTS/AVERAGE	68/45.7	81/43.5
NET PUNTING AVG.	39.0	36.3
PENALTIES/YARDS	76/615	121/970
FUMBLES/BALL LOST	24/13	20/10
TOUCHDOWNS	30	38
Rushing	9	12
Passing	16	25
Defense/Kicking	4/1	0/1
TIME OF POSSESSION	30:44	29:16

SCORE BY PERIODS	1	2	3	4	OT	TOTAL
COLTS	57	94	65	98	3	317
OPPONENTS	60	123	66	82	3	334

SCORING	TDR	TDP	TDRT	PAT	FG	2P	S	TP
Blanchard				27-27	36-40			135
Harrison	8							48
Faulk	7							42
Dilger	4							24
Belser		2						12
Bailey		1						6
Crockett		1						6
Daniel		1						6
Dawkins		1						6
Harbaugh	1							6
Herrod		1						6
Pollard		1						6
Stablein		1						6
Warren		1						6
Dent								1
COLTS	9	16	5	27-27	36-40	0	1	317
OPPONENT	12	25	1	33-34	23-28	0	1	334

2-Point: Colts 0-3; Opponent 1-4

FGS	1-9	20-29	30-39	40-49	50+	TOT.
Blanchard	1-1	11-11	8-9	11-14	5-5	36-40
COLTS	1-1	11-11	8-9	11-14	5-5	36-40
OPP.	0-0	12-12	7-7	3-6	1-3	23-28

Blanchard:	23-40	()	(23 25 52 43)	(18)	(46 44 41)
	(27 30)	(21 35 38)	(21 49 42 51)		
	(47 39 33 20)	(48 22)	(25 49 37 50)	(42 50)	
	(33 41 25 49)	(30 42 51)	(22 32)		

OPP.:	(24 29 46)	()	(52 40 57)	(24 29 53)	(42 37 39)	
	(44 36)	(20)	(28 30 47 22)	(44)	(23)	(26 22)
	(24)	(31)	(30 30)	(25)		

RUSHING	NO.	YDS.	AVG.	LG	TD
Faulk	198	587	3.0	43	7
Warren	67	230	3.4	53	1
Harbaugh	48	192	4.0	21	1
Groce	46	184	4.0	24	0
Crockett	31	164	5.3	25	0
Workman	24	70	2.9	11	0
Harrison	3	15	5.0	15	0
Justin	2	7	3.5	6	0
Bell	1	-1	-1.0	-1	0
COLTS	420	1448	3.4	53	9
OPPONENTS	459	1760	3.8	32	12

RECEIVING	NO.	YDS.	AVG.	LG	TD
Harrison	64	836	13.1	41	8
Faulk	56	428	7.6	30	0
Dawkins	54	751	13.9	42	1
Dilger	42	503	12.0	52	4
Warren	22	174	7.9	17	0
Bailey	18	302	16.8	40	0
Stablein	18	192	10.7	30	1
Groce	13	106	8.2	24	0
Crockett	11	96	8.7	32	1
Pollard	6	86	14.3	48	1
Workman	4	36	9.0	18	0
Stock	2	24	12.0	13	0
Doering	1	10	10.0	10	0
COLTS	311	3544	11.4	51	16
OPPONENTS	318	3825	12.0	95	25

INTERCEPTIONS	NO.	YDS.	AVG.	LG	TD
Belser	4	81	20.3	44	2
Daniel	3	35	11.7	35	1
Buchanan	2	32	16.0	32	0
Herrod	1	68	68.0	68	1
Watts	1	21	21.0	21	0
Morrison	1	20	20.0	20	0
Alberts	1	19	19.0	19	0
COLTS	13	276	21.2	68	4
OPPONENTS	11	133	12.1	36	0

PUNTING	NO.	YDS.	AVG.	TB	IN20	LG	BLK.
Garlocki	68	3105	45.7	2	23	61	0
COLTS	68	3105	45.7	2	23	61	0
OPPONENTS	81	3525	43.5	7	22	65	0

PUNT RETURNS	NO.	FC	YDS.	AVG.	LG	TD
Harrison	18	9	177	9.8	31	0
Buchanan	12	3	201	16.8	82	0
Stablein	6	2	56	9.3	30	0
Stock	5	1	13	2.6	9	0
COLTS	41	15	447	10.9	82	0
OPPONENTS	38	15	413	10.9	71	0

KICKOFF RETURNS	NO.	YDS.	AVG.	LG	TD
Bailey	43	1041	24.2	95	1
Stock	12	254	21.2	28	0
Warren	3	54	18.0	18	0
Buchanan	1	20	20.0	20	0
Groce	1	18	18.0	18	0
Hetherington	1	16	16.0	16	0
COLTS	67	1403	23.0	95	1
OPPONENTS	61	1666	24.9	70	0

SACKS: Colts 29.0; Opponents 43.0; Dent 6.5-42; Bennett 6-26; McCoy 5-36; Whittington 3-23; Siragusa 2-21; Belser 1-7; Alexander 1-6; Grant 1-5; Martin 1-5; Tate 1-3; TEAM 1-2; Buchanan 0.5-6

USUAL STARTERS PRO BOWLERS IN BOLDFACE

OFFENSE	DEFENSE
WR Sean Dawkins	LDE Bernard Whittington
LT Kipp Vickers	LDT Tony McCoy
Troy Auzenne	
LG Doug Widell	RDT Tony Siragusa
C Kirk Lowdermilk	RDE Tony Bennett
RG Eric Mahlum	LLB Stephen Grant
RT Jason Mathews	MLB Jeff Herrod
TE Ken Dilger	RLB Quentin Coryatt, Steve Morrison
WR Marvin Harrison	LCB Ray Buchanan
QB Jim Harbaugh	RCB Eugene Daniel
RB Marshall Faulk	SS David Tate
RB Cliff Groce	FS Jason Belser
K Cary Blanchard	P Chris Garlocki

PASSING	ATT.	COMP.	YDS.	PCT.	AVG./ATT.	TD	TD%	INT.	INT%	LG	SACKED	RATING
Harbaugh	405	232	2630	57.3	6.49	13	3.2	11	2.7	51t	36/190	76.3
Justin	127	74	839	58.3	6.61	2	1.6	0	0.0	38t	7/158	83.4
Bell	5	5	75	100.0	15.00	1	20.0	0	0.0	30t	0/110	158.3
COLTS	537	311	3544	57.9	6.60	16	3.0	11	2.0	51t	43/248	79.2
OPPONENTS	534	318	3825	59.6	7.16	25	4.7	13	2.4	95t	29/182	87.0



1997

RECORD: 3-13 COACH: LINDY INFANTE
FIFTH – AFC EASTERN DIVISION
HOME: 2-6 AWAY: 1-7
DIV: 2-6 CONF: 2-10 NCONF: 1-3

*Sellout

DATE	RESULTS	OPPONENT	ATTENDANCE
9/31	L 10-16	@Miami	70,813
9/7	L 6-31	NEW ENGLAND	53,632
9/14	L 3-31	SEATTLE	49,194
9/21	L 35-37	@Buffalo	55,340
10/5	L 12-16	NEW YORK JETS	48,295
10/12	L 22-24	@Pittsburgh	57,925
10/20	L 6-9	BUFFALO	61,139
10/26	L 19-35	@San Diego	63,177
11/2	L 28-31	TAMPA BAY	58,512
11/9	L 13-28	CINCINNATI	58,473
11/16	W 41-38	GREEN BAY	60,928
11/23	L 10-32	@Detroit	62,803
11/30	L 17-20	@New England	56,507
12/7	W 22-14	@New York Jets	61,168
12/14	W 41-0	MIAMI	61,282
12/21	L 28-39	@Minnesota	54,107

TEAM STATISTICS	COLTS	OPP
TOTAL FIRST DOWNS	301	280
Rushing	109	95
Passing	171	163
Penalty	21	22
3rd Dwn I/A/Pct	83/219 37.9	83/199 41.7
4th Dwn I/A/Pct	10/20 50.0	4/14 28.6
TOTAL NET YARDS	4969	4854
Avg. Per Game	304.3	303.4
Total Plays	1035	928
Avg. Per Play	4.7	5.2
NET YARDS RUSHING	1727	2034
Avg. Per Game	107.9	127.1
Total Rushes	450	438
NET YARDS PASSING	3142	2820
Avg. Per Game	196.4	176.3
Tackled/Yds Lost	62/418	37/247
Gross Yards	3560	3067
Att./Completions	523/317	453/261
Completion Pct.	60.6	57.6
Had Intercepted	17	12
PUNTS/AVERAGE	67/45.3	64/46.1
NET PUNTING AVG.	36.2	39.1
PENALTIES/YARDS	106/880	102/861
FUMBLES/BALL LOST	23/11	23/13
TOUCHDOWNS	31	46
Rushing	10	18
Passing	16	26
Defense/Kicking	4/1	1/1
TIME OF POSSESSION	32:56	27:04

SCORE BY PERIODS	1	2	3	4	OT	TOTAL
COLTS	62	103	50	98	0	313
OPPONENTS	74	141	65	121	0	401

SCORING	TDR	TDP	TDRT	PAT	FG	2P	S	TP
Blanchard			21-21	32-41				117
Faulk	7	1						48
Harrison	6				2			40
Bailey	3							18
Dilger	3							18
Dawkins	2							12
Warren	2							12
Stablein		1					1	8
Alexander			1					6
Belser			1					6
Blackmon			1					6
Crockett	1							6
Fontenot			1					6
McElroy			1					6
Pollard					1			2
Team							1	2
COLTS	10	16	5	21-21	32-41	4	1	313
OPPONENT	18	26	2	42-44	27-31	0	1	401

2-Point: Colts 4-10; Opponent 0-2

FGS	1-19	20-29	30-39	40-49	50+	TOT.
Blanchard	0-0	9-9	12-14	10-15	1-3	32-41
COLTS	0-0	9-9	12-14	10-15	1-3	32-41
OPP.	2-2	10-10	8-9	4-6	3-4	27-31

Blanchard: (42, 45, 58, 35)(45, 38)(46)(39, 36, 49, 22, 25)
 (48)(37, 27, 35, 42)(51, 39, 32)(43, 36, 30)
 (30, 42, 45)(42, 41, 35, 20, 35)(24, 42)
 (38, 20, 42)(21, 50)(27, 21)
 (23, 34, 19)(21)(27)(27)(53, 37, 23)(23)
 (22, 47, 32)(27)(45, 35, 34, 31, 45, 40)(36)(118)
 (38, 52, 55)(32, 48)(42)(50)(29, 25)

RUSHING	NO.	YDS.	AVG.	LG	TD
Faulk	264	1054	4.0	45	7
Crockett	95	300	3.2	20	1
Harbaugh	36	206	5.7	18	0
Warren	28	80	2.9	11	2
Groce	10	66	6.6	29	0
Bailey	3	20	6.7	18	0
Holcomb	5	5	1.0	3	0
Justin	6	2	0.3	3	0
Potts	1	1	1.0	1	0
Harrison	2	-7	-3.5	0	0
COLTS	450	1727	3.8	45	10
OPPONENTS	438	2034	4.6	80	18

RECEIVING	NO.	YDS.	AVG.	LG	TD
Harrison	73	866	11.9	44	6
Dawkins	68	804	11.8	51	2
Faulk	47	471	10.0	58	1
Dilger	27	380	14.1	43	3
Bailey	26	329	12.7	22	3
Stablein	25	253	10.1	30	1
Warren	20	192	9.6	31	0
Crockett	15	112	7.5	19	0
Pollard	10	116	11.6	28	0
Slutzker	3	22	7.3	11	0
Doering	2	12	6.0	8	0
Gienn	1	3	3.0	3	0
COLTS	317	3560	11.2	58	16
OPPONENTS	261	3067	11.8	74	26

INTERCEPTIONS	NO.	YDS.	AVG.	LG	TD
Belser	2	121	60.5	50	1
Coyatt	2	3	1.5	3	0
C. Gray	2	0	0.0	0	0
Alexander	1	43	43.0	43	1
Mathis	1	31	31.0	31	0
Johnson	1	18	18.0	18	0
Clark	1	14	14.0	14	0
Blackmon	1	2	2.0	2	0
Morrison	1	2	2.0	2	0
COLTS	12	234	19.5	52	2
OPPONENTS	17	285	16.8	43	0

PUNTING	NO.	YDS.	AVG.	TB	IN20	LG	BLK.
Blanchard	67	3034	45.3	6	18	72	0
COLTS	67	3034	45.3	6	18	72	0
OPPONENTS	64	2948	46.1	10	14	65	0

PUNT RETURNS	NO.	FC	YDS.	AVG.	LG	TD
Stablein	17	9	133	7.8	20	0
Jacquet	13	0	96	7.4	17	0
Bailey	1	0	19	19.0	19	0
Harrison	0	1	0	0.0	0	0
COLTS	31	10	248	8.0	20	0
OPPONENTS	43	8	491	11.4	63	0

KICKOFF RETURNS	NO.	YDS.	AVG.	LG	TD
Bailey	55	1206	21.9	61	0
Jacquet	8	156	19.5	27	0
Hetherington	2	23	11.5	23	0
Neal	1	23	23.0	23	0
Warren	1	19	19.0	19	0
Groce	1	15	15.0	15	0
COLTS	68	1442	21.2	61	0
OPPONENTS	64	1544	24.1	53	1

SACKS: Colts 37.0; Opponents 62.0; Football 10.5-65.5;
 Johnson 4.5-38; Fontenot 4.5-28; Bennett 3-13; Blackmon 3-22;
 McCoy 2.5-21.5; Coyatt 2-7; Montgomery 1-16; Alexander 1-12;
 Shello 1-8; Belser 1-7; Burroughs 1-5; Morrison 1-4; Team 1-0

USUAL STARTERS

OFFENSE	DEFENSE
WR Sean Dawkins	LDE Al Fontenot
LT Adam Meadows	RDT Tony McCoy
LG Doug Widell	LDT Ellis Johnson
C Jay Leeuwenburg	RDE Dan Footman
RG Tank Glenn	LLB Elijah Alexander,
	Steve Morrison
RT Tony Mandarich	MLB Stephen Grant
TE Ken Dilger	RLB Quentin Coyatt
WR Marvin Harrison	LCB Carlton Gray
QB Jim Harbaugh	RCB Damon Watts,
	Dedric Mathis
RB Marshall Faulk	SS Robert Blackmon
RB Zack Crockett	FS Jason Belser

PASSING	ATT.	COMP.	YDS.	PCT.	AVG./ATT.	TD	TD%	INT.	INT%	LG	SACKED	RATING
Harbaugh	309	189	2060	61.2	6.67	10	3.2	4	1.3	58	41/256	86.2
Justin	140	83	1046	59.3	7.47	5	3.6	44	10/186	79.6		
Holcomb	73	45	454	61.6	6.22	1	1.4	8	11.0	41	11/176	44.3
Warren	1	0	0	0.0	0.00	0	0.0	0	0.0	0	0/110	39.6
COLTS	523	317	3560	60.6	6.81	16	3.1	17	3.3	58	62/418	77.6
OPPONENTS	453	261	3067	57.6	6.77	26	5.7	12	2.6	74	37/247	86.4

ADMINISTRATION
 COACHING STAFF
 FOOTBALL OPERATIONS
 FOOTBALL STAFF
 PLAYERS
 2011 SEASON IN REVIEW
 COLTS HISTORY
 RECORDS
 COLTS IN THE COMMUNITY



1998

RECORD: 3-13 COACH: JIM MORA

FIFTH – AFC EASTERN DIVISION

HOME: 3-5 AWAY: 0-8

DIV: 1-7 CONF: 3-9 NCONF: 0-4

ADMINISTRATION

COACHING STAFF

FOOTBALL OPERATIONS

FOOTBALL STAFF

PLAYERS

2011 SEASON IN REVIEW

COLTS HISTORY

RECORDS

COLTS IN THE COMMUNITY

*Sellout

DATE	RESULTS	OPPONENT	ATTENDANCE
9/6	L 15-24	MIAMI	60,587
9/13	L 6-29	@ New England	60,068
9/20	L 6-44	@ New York Jets	79,469
9/27	L 13-19 OT	NEW ORLEANS	48,480
10/4	W 17-12	SAN DIEGO	51,988
10/11	L 24-31	BUFFALO	52,338
10/18	L 31-34	@ San Francisco	68,486
11/1	L 16-21	NEW ENGLAND	58,056
11/8	L 14-27	@ Miami	73,400
11/15	W 24-23	NEW YORK JETS	55,520
11/22	L 11-34	@ Buffalo	49,032
11/29	L 31-38	@ Baltimore	68,898
12/6	L 21-28	@ Atlanta	61,141
12/13	W 39-26	CINCINNATI	55,179
12/20	L 23-27	@ Seattle	58,703
12/27	L 19-27	CAROLINA	58,182

TEAM STATISTICS	COLTS	OPP
TOTAL FIRST DOWNS	298	341
Rushing	77	131
Passing	190	181
Penalty	31	29
3rd Down: M/A/Pct.	71/202 35.1	89/208 42.8
4th Down: M/A/Pct.	4/10 40.0	3/9 33.3
TOTAL NET YARDS	5116	5832
Avg. Per Game	319.8	364.5
Total Plays	982	1043
Avg. Per Play	5.2	5.6
NET YARDS RUSHING	1486	2566
Avg. Per Game	92.9	160.4
Total Rushes	384	544
NET YARDS PASSING	3630	3266
Avg. Per Game	226.9	204.1
Tackled/Yards Lost	22/109	38/231
Gross Yards	3739	3497
Att./Completions	576/326	461/275
Completion Pct.	56.6	59.7
Had Intercepted	28	8
PUNTS/AVERAGE	79/45.4	68/44.6
NET PUNTING AVG.	37.1	36.6
PENALTIES/YARDS	106/853	108/917
FUMBLES/BALL LOST	10/5	29/11
TOUCHDOWNS	33	52
Rushing	7	20
Passing	26	27
Defense/Kicking	0/0	3/2
POSSESSION AVG.	27:47	32:13

SCORE BY PERIODS	1	2	3	4	OT	TOTAL
COLTS	105	69	47	89	0	310
OPPONENTS	60	170	61	147	6	444

SCORING	TDR	TDP	TDR T	PAT	FG	2P	S	TP
Vanderjagt			23-23	27-31				104
Faulk	6	4						60
Harrison	7			1				44
Small	7							42
Pollard	4			2				28
Warren	1	1						12
Dilger	1			1				8
Green	1							6
Pathon	1							6
COLTS	7	26	5	23-23	27-31	4	4	310
OPPONENTS	20	27	5	44-45	28-37	2	444	

2-Point: Colts 4-10, Opponents 2-6

FGS	1-19	20-29	30-39	40-49	50+	TOT.
Vanderjagt	1-1	8- 8	4- 4	8- 9	6- 9	27-31
COLTS	1-1	8- 8	4- 4	8- 9	6- 9	27-31
OPP.	1-1	12-13	5- 5	8-12	2- 6	28-37

Vanderjagt:	(51 27,20)(43 24)(52 19)(48 40 51 40)
(22 33 43 41)(38 53)(50)(31 53)	
(27)(53 52)(50)(32 48 20)(22 28 47 42)	
(22 51)(19 23 52 42)(36 22 20)	
(50 47 25)(53 39)(27 43 24 0)	
(21 23)(37 40 25 47)(35 24)(43 48 47)	
(47)(41 26)(42 53 52 30)(44 27)	

RUSHING	NO.	YDS.	AVG.	LG	TD
Faulk	324	1319	4.1	68T	6
Manning	15	62	4.1	15	0
Warren	25	61	2.4	14	1
Elias	8	24	3.0	8	0
Heyward	6	15	2.5	8	0
Crockett	2	5	2.5	5	0
Small	1	2	2.0	2	0
Pathon	3	-2	-0.7	4	0
COLTS	384	1486	3.9	68T	7
OPPONENTS	544	2566	4.7	51	20

RECEIVING	NO.	YDS.	AVG.	LG	TD
Faulk	86	908	10.6	78T	4
Harrison	59	776	13.2	61T	7
Pathon	50	511	10.2	45	1
Small	45	681	15.1	53	7
Dilger	31	303	9.8	27	1
Pollard	24	309	12.9	44T	4
Green	15	177	11.8	25	1
Warren	11	44	4.0	12	1
Elias	1	11	11.0	11	0
Heyward	1	9	9.0	9	0
Banta	1	7	7.0	7	0
Greene	1	2	2.0	2	0
Crockett	1	1	1.0	1	0
COLTS	326	3739	11.5	78T	26
OPPONENTS	275	3497	12.7	82T	27

INTERCEPTIONS	NO.	YDS.	AVG.	LG	TD
Clark	1	30	30.0	30	0
Montgomery	1	22	22.0	22	0
Belsler	1	19	19.0	19	0
Blackmon	1	14	14.0	14	0
Alexander	1	12	12.0	12	0
Barber	1	0	0.0	0	0
Burris	1	0	0.0	0	0
Poole	1	0	0.0	0	0
COLTS	8	97	12.1	30	0
OPPONENTS	28	353	12.6	59T	2

PUNTING	NO.	YDS.	AVG.	TB	IN20	LG	BLK.
Gardocki	79	3583	45.4	10	23	62	0
COLTS	79	3583	45.4	10	23	62	0
OPPONENTS	68	3032	44.6	10	21	73	0

PUNT RETURNS	NO.	FC	YDS.	AVG.	LG	TD
Bailey	19	4	176	9.3	33	0
Poole	12	6	107	8.9	16	0
Belsler	1	0	53	53.0	53	0
McGuire	2	1	4	2.0	4	0
COLTS	34	11	340	10.0	53	0
OPPONENTS	42	16	451	10.7	40	0

KICKOFF RETURNS	NO.	YDS.	AVG.	LG	TD
Bailey	34	759	22.3	44	0
Elias	14	317	22.6	29	0
Warren	8	152	19.0	26	0
Hetherington	5	71	14.2	20	0
McGuire	4	75	18.8	28	0
Clark	3	38	12.7	15	0
Dilger	1	14	14.0	14	0
Pollard	1	4	4.0	4	0
Morrison	1	2	2.0	2	0
COLTS	71	1432	20.2	44	0
OPPONENTS	65	1687	26.0	99T	1

SACKS: Colts 38.0; Opponents 22.0; Johnson 8-34; McCoy 6-27; Berry 4-27; Whittington 4-23; Chester 3-19; Barber 2-26; Montgomery 2-23; Tuinei 2-12; Belsler 1-13; Chorak 1-7; Morrison 1-6; Shello 1-6; Blackmon 1-1; Fontenot 1-0

USUAL STARTERS

PRO BOWLERS IN BOLDFACE

OFFENSE	DEFENSE
WR Jerome Pathon	LDE Bernard Whittington
LT Tank Glenn	LDT Tony McCoy
LG Steve McKinney	RDE Ellis Johnson
C Jay Leuuenburg	ROE Bertrand Berry
RG Tony Mardich	LLB Steve Morrison
RT Adam Meadows	MLB Jeff Herrod
TE Ken Dilger	Michael Barber
WR Marvin Harrison	RLB Elijah Alexander
QB Peyton Manning	LCB Jeff Burris
RB Marshall Faulk	RCB Tyrone Poole
H-B Marcus Pollard	SS Robert Blackmon
	FS Jason Belsler

PASSING	ATT.	COMP.	YDS.	PCT.	AVG./ATT.	TD	TD%	INT.	INT%	LG	SACKED	RATING
Manning	575	326	3739	56.7	6.50	26	4.5	28	4.9	78T	22/109	71.2
Small	1	0	0	0.0	0.00	0	0.0	0	0.0	0	0/0	39.6
TEAM	576	326	3739	56.6	6.49	26	4.5	28	4.9	78T	22/109	71.1
OPPONENTS	461	275	3497	59.7	7.59	27	5.9	8	1.7	82T	38/231	95.7



1999

RECORD: 13-3 COACH: JIM MORA

FIRST – AFC EASTERN DIVISION

HOME: 7-1 AWAY: 6-2

DIV: 5-3 CONF: 9-3 NCONF: 4-0

*Sellout

DATE	RESULTS	OPPONENT	ATTENDANCE
9/12	W 31-14	BUFFALO	*56,238
9/19	L 28-31	@ New England	59,640
9/26	W 27-19	@ San Diego	56,942
10/10	L 31-34	MIAMI	*56,810
10/17	W 16-13	@ New York Jets	78,112
10/24	W 31-10	CINCINNATI	*55,996
10/31	W 34-24	DALLAS	*56,860
11/7	W 25-17	KANSAS CITY	*56,689
11/14	W 27-19	@ New York Giants	78,081
11/21	W 44-17	@ Philadelphia	65,521
11/28	W 13-6	NEW YORK JETS	*56,689
12/5	W 37-34	@ Miami	74,096
12/12	W 20-15	NEW ENGLAND	*56,975
12/19	W 24-21	WASHINGTON	*57,013
12/26	W 29-28	@ Cleveland	72,618
1/2	L 6-31	@ Buffalo	61,959
1/16	L 16-19	TENNESSEE	*57,097

TEAM STATISTICS	COLTS	OPP
TOTAL FIRST DOWNS	327	304
Rushing	89	92
Passing	200	192
Penalty	38	20
3rd Down: M/A/Pct.	73/196 39.2	73/208 35.1
4th Down: M/A/Pct.	2/6 33.3	7/16 43.8
TOTAL NET YARDS	5726	5221
Avg. Per Game	357.9	326.3
Total Plays	979	1008
Avg. Per Play	5.8	5.2
NET YARDS RUSHING	1660	1715
Avg. Per Game	103.8	107.2
Total Rushes	419	406
NET YARDS PASSING	4066	3506
Avg. Per Game	254.1	219.1
Tackled/Yards Lost	14/116	41/269
Gross Yards	4182	3775
Att./Completions	546/338	561/328
Completion Pct.	61.9	58.5
Had Intercepted	17	10
YARDS/AVERAGE	60/41.1	83/41.4
NET PUNTING AVG.	60/30.6	83/35.3
PENALTIES/YARDS	81/683	130/1093
FUMBLES/BALL LOST	25/11	22/13
TOUCHDOWNS	46	36
Rushing	15	12
Passing	26	21
Defense/Kicking	2/3	3/0
POSSESSION AVG.	30:45	29:15

SCORE BY PERIODS	1	2	3	4	OT	TOTAL
COLTS	112	114	88	109	0	423
OPPONENTS	51	109	63	110	0	333

SCORING	TD	TDP	TDRT	PAT	FG	2P	S	TP
Vanderjagt				43-43	34-38			145
James	13	4						102
Harrison	12					1		74
Wilkins	4	3						42
Pollard	4							24
Dilger	2							12
Manning	2							12
Blevins			1					6
Cota			1					6
COLTS	15	26	5	43-43	34-38	1		423
OPPONENTS	12	21	3	31-31	26-29	2		333

2-Point: Colts 1-3, Opponents 2-5

FGS	1-19	20-29	30-39	40-49	50+	TOT.
Vanderjagt	2-2	10-10	11-13	10-11	1-2	34-38
COLTS	2-2	10-10	11-13	10-11	1-2	34-38
OPP.	1-1	9-9	11-11	4-7	1-1	26-29

Vanderjagt:	(45.35%)	(36.35.55.42)	(41.31.18.27)	(22.37)	(43.30.33.27)	(47.34.29.37)	(40.35)
	(45.29.34)	(22.37)	(44.48.53)	(28.31)	(43)	(41.19.21)	(27.24)

OPP:	(36.29)	(26.50)	(37.27)	(21.43)	(43.45.39)	(32.24)	(38.47)	(33.42)	(40)
	(33.30)	(31.32)	(28.28.26)	(23.32.49)	(19)				

RUSHING	NO.	YDS.	AVG.	LG	TD
James	369	1553	4.2	72	13
Manning	35	73	2.1	13	2
Elias	13	28	2.2	8	0
Harrison	1	4	4.0	4	0
Wilkins	1	2	2.0	2	0
COLTS	419	1660	4.0	72	15
OPPONENTS	406	1715	4.2	28	12

RECEIVING	NO.	YDS.	AVG.	LG	TD
Harrison	115	1663	14.5	57	12
James	62	586	9.5	54	4
Wilkins	42	565	13.5	80	4
Dilger	40	479	12.0	30	2
Pollard	34	374	11.0	33	4
Green	21	287	13.7	50	0
Pathon	14	163	11.6	38	0
Shields	4	37	9.3	21	0
Elias	4	16	4.0	7	0
Jones	1	8	8.0	8	0
Greene	1	4	4.0	4	0
COLTS	338	4182	12.4	80	26
OPPONENTS	328	3775	11.5	62	21

INTERCEPTIONS	NO.	YDS.	AVG.	LG	TD
Peole	3	85	28.3	38	0
Blevins	2	115	57.5	74	1
Burris	2	83	41.5	55	0
Watson	1	4	4.0	4	0
Wooten	1	0	0.0	0	0
Randolph	1	0	0.0	0	0
R. Thomas	1	0	0.0	0	0
COLTS	10	287	28.7	74	1
OPPONENTS	17	189	11.1	37	2

PUNTING	NO.	YDS.	AVG.	TB	IN20	LG	BLK.
Smith	58	2467	42.5	8	16	61	2
COLTS	60	2467	41.1	8	16	61	2
OPPONENTS	83	3437	41.4	6	24	59	0

PUNT RETURNS	NO.	FC	YDS.	AVG.	LG	TD
Wilkins	41	17	388	9.5	39	1
Pathon	0	1	0	0.0	0	0
COLTS	41	18	388	9.5	39	1
OPPONENTS	29	7	469	16.2	76	0

KICKOFF RETURNS	NO.	YDS.	AVG.	LG	TD
Wilkins	51	1134	22.2	97	1
Pathon	6	123	20.5	31	0
Elias	5	82	16.4	21	0
Muhammad	2	41	20.5	22	0
Austin	1	0	0.0	0	0
Greene	1	14	14.0	14	0
Shields	1	3	3.0	3	0
Belser	0	0	0.0	0	0
COLTS	67	1397	20.9	97	1
OPPONENTS	83	1822	22.0	50	0

SACKS: Colts 41-0; Opponents 14-0; Bratzke 12-70; E. Johnson 7.5-46.5; Bennett 5-31; Peterson 3-23; M. Thomas 3-23; Burris 2-12; King 1.5-3.5; Chester 1-18; Royal 1-13; Belser 1-7; Whittington 1-7; Berry 1-6; Poole 1-5; Blevins 1-4

USUAL STARTERS PRO BOWLERS IN BOLDFACE

OFFENSE	DEFENSE
WR Terrence Wilkins	LDE Shawn King
LT Tank Glenn	LDT Bernard Whittington
LG Steve McKinney	RTD Ellis Johnson
C Larry Moore	RDE Chad Bratzke
RG Waverly Jackson	LLB Cornelius Bennett
TE Ken Dilger	MLB Michael Barber
WR Marvin Harrison	LCB Jeff Burris
QB Peyton Manning	RCB Tyrone Poole
RB Edgerrin James	SS Chad Cota
TE Marcus Pollard	FS Jason Belser

PASSING	ATT.	COMP.	YDS.	PCT.	AVG./ATT.	TD	TD%	INT.	INT%	LG	SACKED	RATING
Manning	533	331	4135	62.1	7.76	26	4.9	15	2.8	80	14/116	90.7
Walsh	13	7	47	53.8	3.62	0	0.0	2	15.4	11	0/0	22.4
COLTS	546	338	4182	61.9	7.66	26	4.8	17	3.1	80	14/116	88.5
OPPONENTS	561	328	3775	58.5	6.73	21	3.7	10	1.8	62	41/269	83.9

ADMINISTRATION
 COACHING STAFF
 FOOTBALL OPERATIONS
 FOOTBALL STAFF
 PLAYERS
 2011 SEASON IN REVIEW
 COLTS HISTORY
 RECORDS
 COLTS IN THE COMMUNITY



2000

RECORD: 10-6 COACH: JIM MORA
SECOND – AFC EASTERN DIVISION

HOME: 6-2 AWAY: 4-4

DIV: 5-3 CONF: 8-4 NCONF: 2-2

ADMINISTRATION

COACHING STAFF

FOOTBALL OPERATIONS

FOOTBALL STAFF

PLAYERS

2011 SEASON IN REVIEW

COLTS HISTORY

RECORDS

COLTS IN THE COMMUNITY

***Sellout**

DATE	RESULTS	OPPONENT	ATTENDANCE
9/3	W 27-14	@Kansas City	78,357
9/10	L 31-38	Oakland	*56,769
9/25	W 43-14	Jacksonville	*56,816
10/1	W 18-16	@Buffalo	72,617
10/8	L 16-24	@New England	60,292
10/15	W 37-24	@Seattle	63,593
10/22	W 30-23	New England	*56,828
10/29	W 30-18	Detroit	*56,971
11/5	L 24-27	@Chicago	66,944
11/12	W 23-15	New York Jets	*56,657
11/19	L 24-26	@Green Bay	59,869
11/26	L 14-17	Miami	*56,935
12/3	L 17-27	@New York Jets	78,138
12/11	W 44-20	Buffalo	*56,671
12/17	W 20-13	@Miami	73,884
12/24	W 31-10	Minnesota	*56,672
12/30	L 17-23 OT	@Miami	73,193

TEAM STATISTICS	COLTS	OPP
TOTAL FIRST DOWNS	357	310
Rushing	111	109
Passing	213	177
Penalty	33	24
3rd Down: M/A/Pct.	94/201 46.8	84/217 38.7
4th Down: M/A/Pct.	9/10 90.0	10/14 71.4
TOTAL NET YARDS	6141	5357
Avg. Per Game	383.8	334.8
Total Plays	1026	1018
Avg. Per Play	6.0	5.3
NET YARDS RUSHING	1859	1935
Avg. Per Game	116.2	120.9
Total Rushes	435	446
NET YARDS PASSING	4282	3422
Avg. Per Game	267.6	213.9
Tackled/Yards Lost	20/131	42/252
Gross Yards	4413	3674
Att./Completions	571/357	530/317
Completion Pct.	62.5	59.8
Had Intercepted	15	14
PUNTS/AVERAGE	65/44.7	82/42.7
NET PUNTING AVG.	65/36.4	82/36.2
PENALTIES/YARDS	89/66.2	103/82.0
FUMBLES/BALL LOST	20/14	16/8
TOUCHDOWNS	50	37
Rushing	14	13
Passing	33	22
Defense/Kicking	3/0	1/1
POSSESSION AVG.	29:33	30:27

SCORE BY PERIODS	1	2	3	4	OT	TOTAL
COLTS	73	117	84	155	0	429
OPPONENTS	52	106	86	82	0	326

SCORING	TDR	TDP	TDRT	PAT	FG	2P	S	TP
Vanderjagt					46-46	25-27		121
James	13	5					1	110
Harrison	14	8						84
Pollard	3					1		20
Dilger	3							18
Pathon	3							18
Wilkins	3							18
Burris		1						6
Finn	1							6
Green	1							6
Holley		1						6
Manning	1							6
Muhammad		1						6
Bratzke								1 2
J. Williams								1 2
COLTS	14	33	3	46-46	25-27	2	2	2 429
OPPONENTS	13	22	2	33-33	21-28	1	1	326

2-Point: Colts 2-4, Opponents 3-4

PASSING	ATT.	COMP.	YDS.	PCT.	AVG./ATT.	TD	TD%	INT.	INT%	LG	SACKED	RATING
Manning	571	357	4413	62.5	7.73	33	5.8	15	2.6	78t	20/131	94.7
COLTS	571	357	4413	62.5	7.73	33	5.8	15	2.6	78t	20/131	94.7
OPPONENTS	530	317	3674	59.8	6.93	22	4.2	14	2.6	50	42/252	83.6

FGS	1-19	20-29	30-39	40-49	50+	TOT.
Vanderjagt	1-1	6-6	13-13	5-6	0-1	25-27
COLTS	1-1	6-6	13-13	5-6	0-1	25-27
OPP.	1-1	11-14	4-4	4-6	1-3	21-28

Vanderjagt:	(23 40/47 31/41 22/45 33 33 34)
	(23 38 40/36/19/26 38 35/38/59/32)
	(37 23 39/48 31/28)
OPP:	(0/50 24/19 30 27/21/21 51/27 26 28)
	(29 21/41 37/47 51/42 28/28)
	(49 45 21/29 46/25 31/31)

RUSHING	NO.	YDS.	AVG.	LG	TD
James	387	1709	4.4	30	13
Manning	37	116	3.1	14	1
Gordon	4	13	3.3	6	0
Smith	1	11	11.0	11	0
Wilkins	3	8	2.7	6	0
Pathon	1	3	3.0	3	0
Finn	1	1	1.0	1	0
al-Jabbar	1	-2	-2.0	-2	0
COLTS	435	1859	4.3	30	14
OPPONENTS	446	1935	4.3	55	13

RECEIVING	NO.	YDS.	AVG.	LG	TD
Harrison	102	1413	13.9	78t	14
James	63	594	9.4	60	5
Pathon	50	646	12.9	38	3
Dilger	47	538	11.4	32	3
Wilkins	43	569	13.2	43t	3
Pollard	30	439	14.6	50t	3
Green	18	201	11.2	34t	1
Finn	4	13	3.3	6	1
COLTS	357	4413	12.4	78t	33
OPPONENTS	317	3674	11.6	50	22

INTERCEPTIONS	NO.	YDS.	AVG.	LG	TD
Burris	4	38	9.5	27t	1
Macklin	2	35	17.5	35	0
Peterson	2	8	4.0	5	0
Cota	2	3	1.5	3	0
Muhammad	1	40	40.0	40t	1
Poole	1	1	1.0	1	0
Washington	1	1	1.0	1	0
Johnson	1	-1	-1.0	-1	0
COLTS	14	125	8.9	40t	2
OPPONENTS	15	212	14.1	43	1

PUNTING	NO.	YDS.	AVG.	TB	IN20	LG	BLK.
Smith	65	2906	44.7	9	20	65	0
COLTS	65	2906	44.7	9	20	65	0
OPPONENTS	82	3503	42.7	9	20	70	1

PUNT RETURNS	NO.	FC	YDS.	AVG.	LG	TD
Wilkins	29	13	240	8.3	36	0
P. Williams	7	1	108	15.4	40	0
Muhammad	2	0	4	2.0	4	0
COLTS	38	14	352	9.3	40	0
OPPONENTS	28	21	357	12.8	80	0

KICKOFF RETURNS	NO.	YDS.	AVG.	LG	TD
Pathon	26	583	22.4	48	0
Wilkins	15	279	18.6	30	0
P. Williams	12	238	19.8	29	0
Muhammad	2	45	22.5	26	0
Holley	1	10	10.0	10	0
Dilger	1	0	0.0	0	0
Macklin	1	0	0.0	0	0
COLTS	58	1155	19.9	48	0
OPPONENTS	73	1736	23.8	92t	1

SACKS: Colts 42.0; Opponents 20.0; Bratzke 7.5-69; M. Thomas 5.0-32; Belsler 5.0-25; Johnson 5.0-25; Burris 3.0-19; J. Williams 3.0-18.5; Bennett 3.0-17; Chester 2.5-7.5; Washington 2.0-13; Scioiti 2.0-7; Holsey 2.0-6; Holler 1.0-7; Whittington 1.0-6

USUAL STARTERS PRO BOWLERS IN BOLDFACE

OFFENSE	DEFENSE
WR Jerome Pathon	LDE Bernard Holsey
LT Tank Glenn	RODT Bernard Whittington
LG Steve McKinney	RT Ellis Johnson
C Jeff Saturday	RDE Chad Bratzke
RG Larry Moore	LLB Cornelius Bennett
RT Adam Meadows	MLB Dwight Holler
TE Ken Dilger	RLB Mike Peterson
WR Marvin Harrison	LCB Jeff Burris
QB Peyton Manning	RCB Tyrone Poole
RB Edgerrin James	SS Chad Cota
TE Marcus Pollard	FS Jason Belsler



2002

RECORD: 10-6 COACH: TONY DUNGY
SECOND – AFC SOUTH DIVISION
HOME: 5-3 AWAY: 5-3
DIV: 4-2 CONF: 8-4 NCONF: 2-2

ADMINISTRATION
 STAFF
 COACHING
 STAFF
 FOOTBALL
 OPERATIONS
 STAFF
 FOOTBALL
 STAFF
 PLAYERS
 IN REVIEW
 COLTS
 HISTORY
 RECORDS
 COLTS IN THE
 COMMUNITY

***Sellout**

DATE	RESULTS	OPPONENT	ATTENDANCE
9/8	W 28-25	@Jacksonville	56,595
9/15	L 13-21	MIAMI	*56,650
9/22	W 23-3	@Houston	69,204
10/6	W 28-21	CINCINNATI	*56,570
10/13	W 22-20	BALTIMORE	*56,174
10/21	L 10-28	@Pittsburgh	62,800
10/27	L 21-26	@Washington	80,169
11/3	L 15-23	TENNESSEE	*56,752
11/10	W 35-13	@Philadelphia	65,660
11/17	W 20-3	DALLAS	*57,067
11/24	W 23-20 OT	@Denver	75,075
12/1	W 19-3	HOUSTON	*56,820
12/8	L 17-27	@Tennessee	68,804
12/15	W 28-23	@Cleveland	73,098
12/22	L 27-44	NEW YORK GIANTS	*56,579
12/29	W 20-13	JACKSONVILLE	*56,755
1/4	L 0-41	@New York Jets	78,524

TEAM STATISTICS		COLTS	OPP
TOTAL FIRST DOWNS		324	279
Rushing		93	114
Passing		213	148
Penalty		18	17
3rd Down: M/A/Pct.		102/227 44.9	74/198 37.4
4th Down: M/A/Pct.		13/17 76.5	10/21 47.6
TOTAL NET YARDS		5616	4909
Avg. Per Game		351.0	306.8
Total Plays		1048	963
Avg. Per Play		5.4	5.1
NET YARDS RUSHING		1561	1992
Avg. Per Game		97.6	124.5
Total Rushes		434	459
NET YARDS PASSING		4055	2917
Avg. Per Game		253.4	182.3
Tackled/Yards Lost		23/145	36/243
Gross Yards		4200	3160
Att./Completions		591/392	468/288
Completion Pct.		66.3	61.5
Had Intercepted		19	10
PUNTS/AVERAGE		67/39.9	74/41.7
NET PUNTING AVG.		67/34.9	74/36.0
PENALTIES/YARDS		91/730	102/746
FUMBLES/BALL LOST		26/13	37/17
TOUCHDOWNS		40	36
Rushing		12	16
Passing		27	19
Defense/Kicking		1/0	1/0
TIME OF POSSESSION		30:52	29:08

SCORE BY PERIODS	1	2	3	4	OT	TOTAL
COLTS	55	75	59	157	3	349
OPPONENTS	83	94	64	72	0	313

SCORING	TDR	TDP	TDRT	PAT	FG	2P	S	TP
Vanderjagt			34-34	23-31				103
Harrison	11							68
Mungro	8							48
Pollard	6					1		38
Wayne	4							24
James	2	1					1	20
Ismail	3							18
Manning	2							12
Roberg	1							6
Washington		1						6
R. Williams	1							6
COLTS	12	27	1	34-34	23-31	3	349	
OPPONENTS	16	19	1	32-34	21-26	1	313	

2-Point: Colts 3-6, Opponents 1-2

FGS	1-19	20-29	30-39	40-49	50+	TOT.
Vanderjagt	1-1	7-8	6-7	6-12	3-3	23-31
COLTS	1-1	7-8	6-7	6-12	3-3	23-31
OPP.	0-0	11-12	6-6	3-4	1-4	21-26

Vanderjagt:	(33b)	(25,23)	(26,39,47,37)
		(39,50,43,25,38)	(48,41)(44)(46)(48)
		(23,48,42,32)	(41,54,51,31,46)(44,44)
		(20,27)(19,27)	
OPP.:		(52,27)(28)(54,24)	(41,51)(48)
		(40,23,41,22)	(28,34,39)(34,20,21,52)
		(34)(35,29,29)(20)(32,23)	

RUSHING	NO.	YDS.	AVG.	LG	TD
James	277	989	3.6	20	2
Mungro	97	336	3.5	49	8
Manning	38	148	3.9	13	2
R. Williams	11	35	3.2	10	0
Walters	2	33	16.5	17	0
Harrison	2	10	5.0	8	0
Finn	5	8	1.6	5	0
Denson	2	2	1.0	3	0
COLTS	434	1561	3.6	49	12
OPPONENTS	459	1992	4.3	67	16

RECEIVING	NO.	YDS.	AVG.	LG	TD
Harrison	143	1722	12.0	69	11
James	61	354	5.8	23	1
Wayne	49	716	14.6	49	4
Ismail	44	462	10.5	42	3
Pollard	43	478	11.1	41	6
Walters	18	207	11.5	27	0
Mungro	13	81	6.2	11	0
Davenport	8	70	8.8	22	0
Finn	6	31	5.2	12	0
Roberg	2	17	8.5	15	1
Wiggins	2	17	8.5	9	0
R. Williams	1	20	20.0	20	1
D. Smith	1	14	14.0	14	0
Haddad	1	11	11.0	11	0
COLTS	392	4200	10.7	69	27
OPPONENTS	288	3160	11.0	82	19

INTERCEPTIONS	NO.	YDS.	AVG.	LG	TD
Peterson	3	96	32.0	53	0
Bashir	2	4	2.0	4	0
Harris	2	0	0.0	0	0
Washington	1	40	40.0	40	1
Macklin	1	30	30.0	30	0
Gibson	1	0	0.0	0	0
COLTS	10	170	17.0	53	1
OPPONENTS	19	225	11.8	46	0

PUNTING	NO.	YDS.	AVG.	TB	IN20	LG	BLK.
Smith	66	2672	40.5	9	26	69	1
COLTS	67	2672	39.9	9	26	69	1
OPPONENTS	74	3083	41.7	7	23	64	0

PUNT RETURNS	NO.	FC	YDS.	AVG.	LG	TD
Walters	35	15	270	7.7	34	0
Walker	2	0	6	3.0	5	0
Crosby	0	0	6	0.0	6	0
Haddad	0	1	0	0.0	0	0
COLTS	37	16	282	7.6	34	0
OPPONENTS	27	17	156	5.8	53	0

KICKOFF RETURNS	NO.	YDS.	AVG.	LG	TD
Walters	53	1150	21.7	44	0
Walker	3	50	16.7	28	0
Denson	2	38	19.0	20	0
Haddad	2	19	9.5	14	0
R. Williams	2	35	17.5	21	0
Doering	1	2	2.0	2	0
D. Smith	1	16	16.0	16	0
COLTS	64	1310	20.5	44	0
OPPONENTS	74	1515	20.5	67	0

SACKS: Colts 36.0, Opponents 23.0; Freeman 13.0-9.2; Scoll 7.0-4.1; Bratke 6.0-4.1; Morris 3.0-2.3; Washington 2.0-1.3; Brock 1.0-0.9; Cannida 1.0-0.5; Gibson 1.0-1.1; Mallard 1.0-0.7; J. Williams 1.0-1

USUAL STARTERS PRO BOWLERS IN BOLDFACE

OFFENSE	DEFENSE
WR Qadry Ismail	LTDE Chad Bratke
LT Tank Glenn	LDT Brad Scoll
LG Rick DeMulling	RDT Larry Triplett
C Jeff Saturday	RDE Dwight Freeney
RG Ryan Diem	LLB Mike Peterson
RT Adam Meadows	MLB Rob Morris
TE Marcus Pollard	RLB Marcus Washington
WR Marvin Harrison	RCB Walt Harris
QB Peyton Manning	LCB David Macklin
RB Edgerrin James	SS David Gibson
TE Joe Dean Davenport	FS Ihdres Bashir
WR Reggie Wayne	

PASSING	ATT.	COMP.	YDS.	PCT.	AVG./ATT.	TD	TD%	INT.	INT%	LG	SACKED	RATING
Manning	591	392	4200	66.3	7.11	27	4.6	19	3.2	69t	23/145	88.8
COLTS	591	392	4200	66.3	7.11	27	4.6	19	3.2	69t	23/145	88.8
OPPONENTS	468	288	3160	61.5	6.75	19	4.1	10	2.1	82t	36/243	86.1



2003

RECORD: 12-4 COACH: TONY DUNGY

FIRST – AFC SOUTH DIVISION

HOME: 5-3 ROAD: 7-1

DIV: 5-1 CONF: 9-3 NCONF: 3-1

*Sellout

DATE	RESULTS	OPPONENT	ATTENDANCE
9/7	W 9-6	@Cleveland	73,358
9/14	W 33-7	TENNESSEE	*56,999
9/21	W 23-13	JACKSONVILLE	55,770
9/28	W 55-21	@New Orleans	70,020
10/6	W 38-35 OT	@Tampa Bay	*65,647
10/12	L 20-23 OT	CAROLINA	*57,082
10/26	W 30-21	HOUSTON	*56,132
11/2	W 23-17	@Miami	73,258
11/9	L 23-28	@Jacksonville	45,037
11/16	W 38-31	NEW YORK JETS	*56,801
11/23	W 17-14	@Buffalo	73,004
11/30	L 34-38	NEW ENGLAND	*57,102
12/7	W 29-27	@Tennessee	68,809
12/14	W 38-7	ATLANTA	*57,103
12/21	L 17-31	DENVER	*57,149
12/28	W 20-17	@Houston	70,680
1/4	W 41-10	DENVER	*56,586
1/11	W 38-31	@Kansas City	79,159
1/18	L 14-24	@New England	68,436

TEAM STATISTICS	COLTS	OPP
TOTAL FIRST DOWNS	348	279
Rushing	104	117
Passing	212	138
Penalty	32	24
3rd Down: M/A/Pct.	91/217 41.9	72/188 38.3
4th Down: M/A/Pct.	11/17 64.7	6/11 54.5
TOTAL NET YARDS	5874	4789
Avg. Per Game	367.1	299.3
Total Plays	1041	913
Avg. Per Play	5.6	5.2
NET YARDS RUSHING	1985	1980
Avg. Per Game	105.9	123.8
Total Rushes	453	437
NET YARDS PASSING	4179	2809
Avg. Per Game	261.2	175.6
Tackled/Yards Lost	19/110	31/225
Gross Yards	4289	3034
Att./Completions	569/381	445/277
Completion Pct.	67.0	62.2
Had Intercepted	10	15
PUNTS/AVERAGE	64/41.3	74/42.1
NET PUNTING AVG.	64/35.4	74/37.8
PENALTIES/YARDS	92/662	123/1005
FUMBLES/BALL LOST	25/10	30/15
TOUCHDOWNS	48	41
Rushing	16	19
Passing	29	18
Defense/Kicking	3/0	2/2
TIME OF POSSESSION	30:54	29:06

SCORE BY PERIODS	1	2	3	4	OT	TOTAL
COLTS	61	135	130	118	3	447
OPPONENTS	75	89	83	86	3	336

SCORING	TDR	TDP	TDRT	PAT	FG	2P	S	TP
Vanderjagt			46-46	37-37				157
James	11							66
Harrison	10							60
Wayne	7							42
Pollard	3							18
Stokley	3							18
Walters	3							18
R. Williams	2	1						18
Mungro	2					1		14
Brackett		1						6
Clark	1							6
Freaney	1							6
Harper	1							6
Rhodes	1							6
H. Smith	1							6
COLTS	16	19	3	46-46	37-37	1		447
OPPONENTS	19	18	4	38-38	16-21	0		336

2-Point: Colts 1-2, Opponents 2-3

PASSING	ATT.	COMP.	YDS.	PCT.	AVG./ATT.	TD	TD%
Manning	566	379	4267	67.0	7.54	29	5.1
Huard	3	2	22	66.7	7.33	0	0.0
COLTS	569	381	4289	67.0	7.54	29	5.1
OPPONENTS	445	277	3034	62.2	6.82	18	4.0

FGS	1-9	20-29	30-39	40-49	50+	TOT.
Vanderjagt	0-0	17-17	7-7	12-12	1-1	37-37
COLTS	0-0	17-17	7-7	12-12	1-1	37-37
OPP.	1-1	5-5	3-3	7-10	0-2	16-21

Vanderjagt:	(22,46,45)	(29,41,23,48)	(46,36,29)
	(41,42)	(29,39,22)	(31,29,22)
	(50,44,25)	(27,26,37)	(31)(24)
	(40,39,43)	(21,35,36,23,26)	(43)(40)
	(39,43)	(19,20)	(46,49,41,37)
	(38,43)	(60,62b)	(29,23,47)
	(23)	(43)	(48)(43)
	(40,40)	(4)	(36)

RUSHING	NO.	YDS.	AVG.	LG	TD
James	310	1259	4.1	43	11
Rhodes	37	157	4.2	25	0
R. Williams	48	155	3.2	19	2
Mungro	24	60	2.5	9	2
Manning	28	26	0.9	10	0
H. Smith	1	21	21.0	21t	1
Huard	3	8	2.7	9	0
Walters	1	6	6.0	6	0
Harrison	1	3	3.0	3	0
COLTS	453	1695	3.7	43	16
OPPONENTS	437	1980	4.5	42	19

RECEIVING	NO.	YDS.	AVG.	LG	TD
Harrison	94	1272	13.5	79t	10
Wayne	68	838	12.3	57t	7
James	51	292	5.7	17	0
Pollard	40	541	13.5	70	3
Walters	36	456	12.7	46t	3
Clark	29	340	11.7	42	1
Stokley	22	211	9.6	37t	3
R. Williams	22	157	7.1	17t	1
Moorehead	7	101	14.4	35	0
Rhodes	6	62	10.3	27	1
Davenport	3	23	7.7	9	0
Pyatt	1	2	2.0	2	0
Manning	1	-2	-2.0	-2	0
Mungro	1	-4	-4.0	-4	0
COLTS	381	4289	11.3	79t	29
OPPONENTS	277	3034	11.0	74t	18

INTERCEPTIONS	NO.	YDS.	AVG.	LG	TD
Harper	4	121	30.3	75t	1
Strickland	2	43	21.5	24	0
Nelson	2	22	11.0	12	0
Bashir	2	9	4.5	9	0
Thorton	2	3	1.5	2	0
Brackett	1	31	31.0	31t	1
Doss	1	15	15.0	15	0
Macklin	1	0	0.0	0	0
COLTS	15	244	16.3	75t	2
OPPONENTS	10	125	12.5	41	1

PUNTING	NO.	YDS.	AVG.	TB	IN20	LG	BLK.
Smith	62	2617	42.2	3	20	55	1
Vanderjagt	1	29	29.0	0	1	29	0
COLTS	63	2646	41.3	3	21	55	1
OPPONENTS	74	3115	42.1	4	32	64	0

PUNT RETURNS	NO.	FC	YDS.	AVG.	LG	TD
Pyatt	12	8	110	9.2	21	0
Walters	11	7	105	9.5	26	0
Wilkins	7	0	25	3.6	16	0
Macklin	1	1	0	0.0	0	0
Harrison	0	1	0	0.0	0	0
COLTS	31	16	240	7.7	26	0
OPPONENTS	32	15	319	10.0	36	0

KICKOFF RETURNS	NO.	YDS.	AVG.	LG	TD
Pyatt	19	544	28.6	90	0
Rhodes	16	411	25.7	49	0
Wilkins	14	325	23.2	42	0
Walters	6	126	21.0	34	0
R. Williams	4	67	16.8	23	0
Mungro	2	7	3.5	5	0
D. Smith	1	15	15.0	15	0
Pollard	1	9	9.0	9	0
Allen	1	6	6.0	6	0
COLTS	64	1510	23.6	90	0
OPPONENTS	93	1999	21.5	92t	2

SACKS: Colts 31.0, Opponents 19.0; Freaney 11.0-89; Washington 6.0-41; Mathis 3.5-30; Bratzke 3.0-14; Brock 2.0-8; Team 1.0-12; J. Williams 1.0-11; Brackett 1.0-9; Tripplett 1.0-6.5; Thornton 1.0-2; Reagar 0.5-2.5

USUAL STARTERS PRO BOWLERS IN BOLDFACE

OFFENSE	DEFENSE
WR Reggie Wayne	LDE Raheem Brock
LT Tank Glenn	LDT Larry Tripplett
LG Rick DeMulling	RDT Montae Reagar
C Jeff Saturday	RDE Dwight Freaney
RG Steve Solullo	LLB Marcus Washington
RT Ryan Diem	RLB Rob Morris
TE Marcus Pollard	DLB David Thornton
WR Marvin Harrison	LCB Walt Harris
QB Peyton Manning	RCB Nick Harper
RB Edgerin James	SS Mike Doss
TE Dallas Clark	FS Idrees Bashir
K Mike Vanderjagt	

ADMINISTRATION

COACHING STAFF

FOOTBALL OPERATIONS

FOOTBALL STAFF

PLAYERS

2011 SEASON IN REVIEW

COLTS HISTORY

RECORDS IN THE COMMUNITY



2004

RECORD: 12-4 COACH: TONY DUNGY

FIRST - AFC SOUTH DIVISION

HOME: 7-1 ROAD: 5-3

DIV: 5-1 CONF: 8-4 NCONF: 4-0

ADMINISTRATION

STAFF

FOOTBALL OPERATIONS

FOOTBALL STAFF

PLAYERS

2011 SEASON IN REVIEW

COLTS HISTORY

RECORDS

COLTS IN THE COMMUNITY

*Sellout DATE	RESULTS	OPPONENT	ATTENDANCE
9/9	L 24-27	@New England	68,756
9/19	W 31-17	@Tennessee	68,932
9/26	W 45-31	GREEN BAY	*57,280
10/3	W 24-17	@Jacksonville	73,114
10/10	W 35-14	OAKLAND	*57,230
10/24	L 24-27	JACKSONVILLE	*56,615
10/31	L 35-45	@Kansas City	78,312
11/8	W 31-28	MINNESOTA	*57,307
11/14	W 49-14	HOUSTON	*56,511
11/21	W 41-10	@Chicago	61,908
11/25	W 41-9	@Detroit	63,107
12/5	W 51-24	TENNESSEE	*57,278
12/12	W 23-14	@Houston	70,762
12/19	W 20-10	BALTIMORE	*57,240
12/26	W 34-31 OT	SAN DIEGO	*57,330
1/2	L 14-33	@Denver	75,149
1/9	W 49-24	DENVER	*56,609
1/16	L 3-20	@New England	68,756

TEAM STATISTICS	COLTS	OPP
TOTAL FIRST DOWNS	379	331
Rushing	94	103
Passing	238	209
Penalty	47	19
3rd Down: M/A/Pct.	70/164 42.7	91/217 41.9
4th Down: M/A/Pct.	4/7 57.1	9/28 32.1
TOTAL NET YARDS	6475	5929
Avg. Per Game	404.7	370.6
Total Plays	968	1042
Avg. Per Play	6.7	5.7
NET YARDS RUSHING	1852	2037
Avg. Per Game	115.8	127.3
Total Rushes	427	440
NET YARDS PASSING	4623	3892
Avg. Per Game	288.9	243.3
Tackled/Yards Lost	14/109	45/340
Gross Yards	4732	4232
Att./Completions	527/363	557/364
Completion Pct.	67.0	65.4
Had Intercepted	10	19
PLUNTS/AVERAGE	54/45.2	52/42.7
NET PLUNTING AVG.	54/36.8	52/37.9
PENALTIES/YARDS	106/801	116/877
FUMBLES/BALL LOST	19/7	36/17
TOUCHDOWNS	66	39
Rushing	10	12
Passing	51	26
Defense/Kicking	3/2	0/1
TIME OF POSSESSION	28:40	31:20

SCORE BY PERIODS	1	2	3	4	OT	TOTAL
COLTS	120	157	118	124	3	522
OPPONENTS	78	102	73	98	0	351

SCORING	TDR	TDP	TDR/T	PAT	FG	2P	S	TP
Vanderjagt			59-60	20-25				119
Harrison	15							90
Wayne	12							72
Stokley	10							60
James	9					1		56
Pollard	6							36
Clark	5							30
Mungro	3							18
Rhodes	1	1						12
David	1							6
Hutchins	1							6
Morris	1							6
Sanders	1							6
Bryant			5-5	0-1				5
COLTS	10	51	5	64-65	20-26	1	522	
OPPONENTS	12	26	1	36-36	25-31	3	351	

2-Point: Colts 1-1, Opponents 3-3

FGS	1-19	20-29	30-39	40-49	50+	TOT.
Vanderjagt	0-0	6-6	9-11	5-7	0-1	20-25
Bryant	0-0	0-0	0-0	0-1	0-0	0-1
COLTS	0-0	6-6	9-11	5-8	0-1	20-26
OPP.	0-0	6-6	7-9	9-11	3-5	25-31

Vanderjagt:	(32.48)(28.45)(46)(34)(54)(35)(39)
	(34.20)(47.20.37.30.43.44.24.33.33)
	(36.26.23.47.30)

Bryant:	(0)(0)(4)(0)(0)(0)(0)(0)(0)
OPP.:	(32.43)(39.38.53)(35.48.42.22)(0)
	(26.32.26.53)(32.42.23.5)(51)
	(20.34.48.32)(45.43)(42.31)(50)
	(45.23.40.40)

RUSHING	NO.	YDS.	AVG.	LG	TD
James	334	1548	4.6	40	9
Rhodes	53	254	4.8	55	1
Manning	25	38	1.5	19	0
Mungro	5	19	3.8	8	0
Smith	1	2	2.0	2	0
Wayne	1	-4	-4.0	-4	0
Sorgi	8	-5	-0.6	2	0
COLTS	427	1852	4.3	55	10
OPPONENTS	440	2037	4.6	47	12

RECEIVING	NO.	YDS.	AVG.	LG	TD
Harrison	86	1113	12.9	59	15
Wayne	77	1210	15.7	71	12
Stokley	68	1077	15.8	69	10
James	51	483	9.5	56	0
Pollard	29	309	10.7	31	6
Clark	25	423	16.9	80	5
Mungro	7	36	5.1	16	3
Pyatt	4	33	8.3	17	0
Rhodes	2	24	12.0	20	0
Pyatt	2	12	6.0	7	0
Moorehead	1	7	7.0	7	0
Walters	1	5	5.0	5	0
COLTS	353	4732	13.4	80	51
OPPONENTS	364	4232	11.6	79	26

INTERCEPTIONS	NO.	YDS.	AVG.	LG	TD
David	4	36	9.0	34	1
Harper	3	12	4.0	12	0
June	2	71	35.5	71	0
Doss	2	32	16.0	32	0
Brackett	2	2	1.0	2	0
Hutchins	1	77	77.0	77	1
Morris	1	17	17.0	17	0
Thomton	1	5	5.0	5	0
Bacon	1	0	0.0	0	0
Jefferson	1	0	0.0	0	0
Nelson	1	0	0.0	0	0
COLTS	19	252	13.3	77	2
OPPONENTS	10	191	19.1	65	0

PUNTING	NO.	YDS.	AVG.	TB	IN20	LG	BLK.
Smith	54	2443	45.2	3	21	62	0
COLTS	54	2443	45.2	3	21	62	0
OPPONENTS	52	2220	42.7	4	16	64	0

PUNT RETURNS	NO.	FC	YDS.	AVG.	LG	TD
David	8	4	50	6.3	13	0
Pyatt	8	5	47	5.9	13	0
Walters	7	6	40	5.7	14	0
Moorehead	1	0	34	34.0	34	0
COLTS	24	15	171	7.1	34	0
OPPONENTS	29	13	395	13.6	91	1

KICKOFF RETURNS	NO.	YDS.	AVG.	LG	TD
Rhodes	48	1188	24.8	88	1
Pyatt	10	230	23.0	32	0
Mungro	7	111	15.9	24	0
Walters	1	16	16.0	16	0
Peko	0	0	0.0	0	0
COLTS	66	1545	23.4	88	1
OPPONENTS	92	1960	21.3	71	0

SACKS: Colts 45.0, Opponents 14.0; Freeman 16.0-120; Mathis 10.5-90; Brock 6.5-48; Reagor 5.0-24; Morris 3.0-18; Sciolli 2.0-32; Thomas 1.0-6; Doss 1.0-2

USUAL STARTERS
PRO BOWLERS IN BOLDFACE

OFFENSE	DEFENSE
WR Reggie Wayne	LDE Raheem Brock
LT Tarik Glenn	LDT Montae Reagor
LG Rick DeMulling	RDT Josh Williams
C Jeff Saturday	RDE Dwight Freney
RG Jake Scott/Tupe Peko	LLB Rob Thornton
RT Ryan Diem	MLB Rob Morris
TE Marcus Pollard	RLB Cato June
WR Marvin Harrison	LCB Nick Harper
QB Peyton Manning	RCB Jason David
RB Eggin James	SS Mike Doss
TE Dallas Clark	FS Idrees Bashir

PASSING	ATT.	COMP.	YDS.	PCT.	AVG./ATT.	TD	TD%	INT.	INT%	LG	SACKED	RATING
Manning	497	336	4557	67.6	9.17	49	9.9	10	2.0	80t	13/101	121.1
Sorgi	29	17	175	58.6	6.03	2	6.9	0	0.0	71t	1/8	99.1
Saturday	1	0	0	0.0	0.00	0	0.0	0	0.0	0	0/0	39.6
COLTS	527	353	4732	67.0	8.98	51	9.7	10	1.9	80t	14/109	119.7
OPPONENTS	557	364	4232	65.4	7.60	26	4.7	19	3.4	79t	45/340	89.5



2006

WORLD CHAMPIONS

RECORD: 12-4 COACH: TONY DUNGY

FIRST - AFC SOUTH DIVISION

HOME: 8-0 ROAD: 4-4

DIV: 3-3 CONF: 9-3 NCONF: 3-1

*Sellout

DATE	RESULTS	OPPONENT	ATTENDANCE
9/10	W 26-21	@New York Giants	78,622
9/17	W 43-24	HOUSTON	*56,614
9/24	W 21-14	JACKSONVILLE	*57,041
10/1	W 31-28	@New York Jets	77,190
10/8	W 14-13	TENNESSEE	*57,021
10/22	W 36-22	WASHINGTON	*57,274
10/29	W 34-31	@Denver	76,767
11/5	W 27-20	@New England	68,756
11/12	W 17-16	BUFFALO	*57,306
11/19	L 14-21	@Dallas	63,706
11/26	W 45-21	PHILADELPHIA	*57,296
12/3	L 17-20	@Tennessee	69,143
12/10	L 17-44	@Jacksonville	67,164
12/18	W 34-16	CINCINNATI	*57,292
12/24	L 24-27	@Houston	70,132
12/31	W 27-22	MIAMI	*57,310
1/6	W 23-8	KANSAS CITY	*57,215
1/13	W 15-6	at Baltimore	71,162
1/21	W 38-34	NEW ENGLAND	*57,433
2/4	W 29-17	Chicago (at Miami)	74,512

TEAM STATISTICS	COLTS	OPP
TOTAL FIRST DOWNS	376	325
Rushing	112	150
Passing	241	150
Penalty	23	25
3rd Down: M/A/Pct.	105/187 56.1	90/191 47.1
4th Down: M/A/Pct.	0/4 0.0	11/14 78.6
TOTAL NET YARDS	6070	5316
Avg. Per Game	379.4	332.3
Total Plays	1011	959
Avg. Per Play	6.0	5.5
NET YARDS RUSHING	1762	2768
Avg. Per Game	110.1	173.0
Total Rushes	439	519
NET YARDS PASSING	4308	2548
Avg. Per Game	269.3	159.3
Tackled/Yards Lost	15/89	25/157
Gross Yards	4397	2705
Att./Completions	557/362	415/266
Completion Pct.	65.0	64.1
Had Intercepted	9	15
PUNTS/AVERAGE	48/43.4	47/43.3
NET PUNTING AVG.	48/34.5	47/36.8
PENALTIES/YARDS	86/718	86/667
FUMBLES/BALL LOST	13/10	28/11
TOUCHDOWNS	50	41
Rushing	17	20
Passing	31	16
Defense/Kicking	1/1	2/3
TIME OF POSSESSION	29:32	30:28

SCORE BY PERIODS	1	2	3	4	OT	TOTAL
COLTS	68	138	106	115	0	427
OPPONENTS	44	127	59	130	0	360

SCORING	TDR	TDP	TDR/T	PAT	FG	2P	\$	TP
Vinatieri				38-38	25-28			113
Harrison		12						72
Wayne		9				1		56
Addai		7	1					48
Rhodes		5						30
Clark		4						24
Manning		4						24
Fletcher		2						12
Gramatica				9-9	1-1			12
Carthon		1						6
Hayden			1					6
Klecko								6
Moorehead								6

SCORING	TDR	TDP	TDR/T	PAT	FG	2P	\$	TP
Stokley		1						6
Wilkins				1				6
Smith					0-1			0
Wilkins								6
COLTS	17	31	2	47-48	26-29	1		427
OPPONENTS	20	16	5	40-40	24-35	1		360
2-Point:	Colts 1-2,	Opponents 1-1						

FGS	1-19	20-29	30-39	40-49	50+	TOT.
Vinatieri	1-1	3-3	12-13	9-10	0-1	25-28
Gramatica	0-0	1-1	0-0	0-0	0-0	1-1
COLTS	1-1	4-4	12-13	9-10	0-1	26-29
OPP.	0-0	8-9	5-8	10-17	1-1	24-35

Vinatieri:	(26 32 48 32; 39 43 38; 0000 30 19 47)
	(42 30 48 37; 23 37 31 46; 31)0(44)
	(53 20)41(30 44)33(46 34)
Gramatica:	0(0)20(0)0(0)0(0)0(0)0(0)0(0)
OPP:	(43)43(24 43)0(27 47)49 33(49)
	(49 38 26)22 30 43 41(43 46)3(36)
	(25 60)48 48 34 46(27 30 28)42 48)
	(28 38 42 27 34)

RUSHING	NO.	YDS.	AVG.	LG	TD
Addai	226	1081	4.8	41	7
Rhodes	187	641	3.4	17	5
Manning	23	36	1.6	12	4
Carthon	3	4	1.3	3	1
COLTS	439	1762	4.0	41	17
OPPONENTS	519	2768	5.3	76	20

RECEIVING	NO.	YDS.	AVG.	LG	TD
Harrison	95	1366	14.4	68t	12
Wayne	86	1310	15.2	51t	9
Addai	40	325	8.1	21t	1
Utecht	37	377	10.2	26	0
Rhodes	36	251	7.0	27	0
Clark	30	367	12.2	40	4
Fletcher	18	202	11.2	26	2
Stokley	8	85	10.6	23	1
Moorehead	8	82	10.3	36	1
Proehl	3	30	10.0	13	0
Klecko	1	2	2.0	2	1
COLTS	362	4397	12.1	68t	31
OPPONENTS	266	2705	10.2	46	16

INTERCEPTIONS	NO.	YDS.	AVG.	LG	TD
Harper	3	18	6.0	19	0
June	3	14	4.7	8	0
Doss	2	47	23.5	31	0
David	2	16	8.0	16	0
Bethsea	1	38	38.0	38	0
Jackson	1	24	24.0	24	0
Boiman	1	0	0.0	0	0
Giordano	1	0	0.0	0	0
Sanders	1	0	0.0	0	0
COLTS	15	157	10.5	38	0
OPPONENTS	9	136	15.1	39t	1

PUNTING	NO.	YDS.	AVG.	TB	IN20	LG	BLK.
Smith	47	2085	44.4	5	14	61	1
COLTS	48	2085	43.4	5	14	61	1
OPPONENTS	47	2036	43.3	5	17	63	0

PUNT RETURNS	NO.	FC	YDS.	AVG.	LG	TD
Wilkins	21	13	193	9.2	82t	1
Rushing	2	2	14	7.0	8t	0
COLTS	23	15	207	9.0	82t	1
OPPONENTS	25	9	327	13.1	87t	1

KICKOFF RETURNS	NO.	YDS.	AVG.	LG	TD
Wilkins	52	1272	24.5	70	0
Rushing	2	67	33.5	47	0
Carthon	2	21	10.5	21	0
Da Reid	1	3	3.0	3	0
Hayden	1	1	1.0	1	0
Dorsey	0	4	0.0	4	0
COLTS	58	1368	23.6	70t	0
OPPONENTS	78	2029	26.0	103t	2

SACKS: Colts 25.0, Opponents 15.0; Mathis 9.5-68.5; Freney 5.5-35.5; Brock 3.0-13.5; McFarland 2.5-11.5; June 1.0-3.0; Reagor 1.0-5.0; Thomas 1.0-8.0; Team 1.0-7.0; Schobel 0.5-5.0

USUAL STARTERS PRO BOWLERS IN BOLDFACE

OFFENSE	DEFENSE
WR Reggie Wayne	LDE Robert Mathis
LT Tarik Gandy	LDT Anthony McFarland
LG Dylan Gandy	RDT Raheem Brock
C Jeff Saturday	RDE Dwight Freney
RG Jake Scott	LLB Gilbert Gardner
RT Ryan Diem	MLB Gary Brackett
TE Dallas Clark	RLB Cato June
WR Marvin Harrison	LCB Nick Harper
QB Peyton Manning	RCB Jason David
RB Dominic Rhodes	SS Antonio Bethsa
H-B Ben Utecht	FS Martin Jackson

PASSING	ATT.	COMP.	YDS.	PCT.	AVG./ATT.	TD	TD%	INT.	INT%	LG	SACKED	RATING
Manning	557	362	4397	65.0	7.89	31	5.6	9	1.6	68t	14/86	101.0
Addai	0	0	0	0.0	0.00	0	0.0	0	0.0	0	1/3	0.0
COLTS	557	362	4397	65.0	7.89	31	5.6	9	1.6	68t	15/89	101.0
OPPONENTS	415	266	2705	64.1	6.52	16	3.9	15	3.6	46t	25/157	80.4



2007

RECORD: 13-3 COACH: TONY DUNGY

FIRST – AFC SOUTH DIVISION

HOME: 6-2 ROAD: 7-1

DIV: 5-1 CONF: 9-3 NCONF: 4-0

*Sellout

DATE	RESULTS	OPPONENT	ATTENDANCE
9/16	W 41-10	NEW ORLEANS	*57,361
9/16	W 22-20	@Tennessee	69,143
9/23	W 30-24	@Houston	70,765
9/30	W 38-20	DENVER	*57,274
10/7	W 33-14	TAMPA BAY	*57,202
10/22	W 29- 7	@Jacksonville	67,164
10/28	W 31- 7	@Carolina	74,005
11/4	L 20-24	NEW ENGLAND	*57,540
11/11	L 21-23	@San Diego	67,726
11/18	W 13-10	KANSAS CITY	*57,294
11/22	W 31-13	@Atlanta	69,845
12/2	W 29-25	JACKSONVILLE	*57,302
12/9	W 44-20	@Baltimore	70,513
12/16	W 21-14	@Oakland	62,000
12/23	W 38-15	HOUSTON	*57,262
12/30	L 10-16	TENNESSEE	*57,202
1/13	L 24-28	SAN DIEGO	*56,950

TEAM STATISTICS	COLTS	OPP
TOTAL FIRST DOWNS	357	288
Rushing	119	111
Passing	212	162
Penalty	26	15
3rd Down: M/A/Pct.	100/203 49.3	94/208 45.2
4th Down: M/A/Pct.	6/10 60.0	14/25 56.0
TOTAL NET YARDS	4739	4475
Avg. Per Game	358.7	279.7
Total Plays	1020	980
Avg. Per Play	5.6	4.6
NET YARDS RUSHING	1706	1711
Avg. Per Game	106.6	106.9
Total Rushes	446	454
NET YARDS PASSING	4033	2764
Avg. Per Game	252.1	172.8
Tackled/Yards Lost	231/39	28/162
Gross Yards	4172	2926
Att./Completions	551/355	498/325
Completion Pct.	64.4	65.3
Had Intercepted	14	22
PUNTS/AVERAGE	52/41.9	56/44.2
NET PUNTING AVG.	52/34.2	56/38.5
PENALTIES/YARDS	67/515	85/722
FUMBLE/BALL LOST	14/5	27/15
TOUCHDOWNS	54	31
Rushing	19	10
Passing	32	16
Defense/Kicking	2/1	1/4
TIME OF POSSESSION	29:49	30:11

SCORE BY PERIODS	1	2	3	4	OT	TOTAL
COLTS	90	146	118	96	0	450
OPPONENTS	67	67	41	87	0	262

SCORING	TDR	TDP	TDRT	PAT	FG	2P	S	TP
Vinateri				49-51	23-29			118
Addai	12	3				1		92
Clark		11						66
Wayne		10						60
Keith	3	1						24
Gonzalez		3						18
Manning		3						18
Brackett			1					6
C.Dawson	1							6
Giordano			1					6
Harrison		1						6
Lawton		1						6
Rushing			1					6
Thorpe		1						6
Utecht		1						6
Fletcher						1		2
Freney							1	2
COLTS	19	32	3	49-51	23-29	2	2	450
OPPONENTS	10	16	5	27-27	15-20	2	2	262

2-Point: Colts 2-3, Opponents 2-4

PASSING	ATT.	COMP.	YDS.	PCT.	AVG./ATT.	TD	TD%	INT.	INT%	LG	SACKED	RATING
Manning	515	337	4040	65.4	7.84	31	6.0	14	2.7	73t	21/124	98.0
Sorgi	36	18	132	50.0	3.67	1	2.8	0	0.0	12t	2/15	68.3
COLTS	551	355	4172	64.4	7.57	32	5.8	14	2.5	73t	23/139	96.1
OPPONENTS	498	325	2926	65.3	5.88	16	3.2	22	4.4	55t	28/162	73.3

FGS	1-19	20-29	30-39	40-49	50+	TOT.
Vinateri	1-1	14-15	8-10	0-2	0-1	23-29
COLTS	1-1	14-15	8-10	0-2	0-1	23-29
OPP.	0-0	1-1	10-10	3-7	1-2	15-20

Vinateri:	(33,33)(22,39,20,36)(36,28,35)(22)
	(27,35)(36,20)(50,21,25)(42,29)
	(49,38,27,24)(24)(0)(22,19)(29,37)
	(52,34)(30,36)(33)(52,22)(0)(34)(33)
	(43,47,45)(34,30)(46,47)(0)(49)(40,54,33)

RUSHING	NO.	YDS.	AVG.	LG	TD
Addai	261	1072	4.1	23	12
Keith	121	533	4.4	22	3
C.Dawson	30	64	2.1	12	1
Clark	2	29	14.5	15	0
Lawton	5	13	2.6	4	0
Wayne	1	4	4.0	4	0
Sorgi	6	-4	-0.7	1	0
Manning	20	-5	-0.3	4	3
COLTS	446	1706	3.8	23	19
OPPONENTS	454	1711	3.8	32	10

RECEIVING	NO.	YDS.	AVG.	LG	TD
Wayne	104	1510	14.5	64	10
Clark	58	616	10.6	39	11
Addai	41	364	8.9	73t	3
Gonzalez	37	576	15.6	57t	3
Utecht	31	364	11.7	30	1
Harrison	20	247	12.4	42	1
Fletcher	18	143	7.9	21	0
Keith	13	77	5.9	14	1
Thorpe	12	70	5.8	12	1
Moorehead	8	65	8.1	16	0
Aromashodu	7	96	13.7	28	0
Lawton	4	29	7.3	11	1
C.Dawson	2	15	7.5	9	0
COLTS	355	4172	11.8	73t	32
OPPONENTS	325	2926	9.0	55	16

INTERCEPTIONS	NO.	YDS.	AVG.	LG	TD
Brackett	4	128	32.0	49	0
Bethae	4	47	11.8	30	0
Hayden	3	17	5.7	20	0
Giordano	2	89	44.5	83t	1
Sanders	2	32	16.0	29	0
Boiman	2	28	14.0	26	0
Session	2	3	1.5	3	0
Keiaho	1	11	11.0	11	0
Bullitt	1	0	0.0	0	0
Jackson	1	0	0.0	0	0
COLTS	22	355	16.1	83t	1
OPPONENTS	14	136	9.7	37	0

PUNTING	NO.	YDS.	AVG.	TB	IN20	LG	BLK.
Smith	52	2181	41.9	5	18	63	0
COLTS	52	2181	41.9	5	18	63	0
OPPONENTS	56	2474	44.2	2	24	65	1

PUNT RETURNS	NO.	FC	YDS.	AVG.	LG	TD
Rushing	19	14	249	13.1	90t	1
Thorpe	6	0	31	5.2	29t	0
COLTS	25	10	280	11.2	90t	1
OPPONENTS	22	13	305	13.9	74t	1

KICKOFF RETURNS	NO.	YDS.	AVG.	LG	TD
Rushing	31	714	23.0	47	0
Thorpe	15	318	21.2	40	0
Lawton	5	95	19.0	22	0
Keith	1	15	15.0	15	0
Reid	1	15	15.0	15	0
COLTS	53	1157	21.8	47	0
OPPONENTS	81	2029	25.0	94t	3

SACKS: Colts 28.0, Opponents 23.0; Mathis 7.0-5.0; Freney 3.5-1.5; Sanders 3.5-1.0; Brock 2.5-1.4.5; Pitcock 1.5-6.5; Charleston 1.0-0.0; K. Dawson 1.0-5.0; Hagler 1.0-2.0; Johnson 1.0-6.0; Klecko 1.0-9.0; Rice 1.0-8.0; Thomas 1.0-2.0; Team 1.0-8.0; Brackett 0.5-0.0; Jackson 0.5-5.5; Keiaho 0.5-5.5; Reid 0.5-4.5

USUAL STARTERS PRO BOWLERS IN BOLDFACE

OFFENSE	DEFENSE
WR Reggie Wayne	LDE Robert Mathis
LT Tony Ugho	RODT Raheem Brock
LG Ryan Lila	LODT Ed Johnson
C Jeff Saturday	RDE Dwight Freney
RG Jake Scott	LLB Rocky Boiman
RT Ryan Diem	MLB Gary Brackett
TE Dallas Clark	RLB Freddy Keiaho
WR Anthony Gonzalez	LCB Kelvin Hayden
QB Peyton Manning	RCB Marlin Jackson
RB Joseph Addai	SS Antoine Bethea
H-B Ben Utecht	FS Bob Sanders

ADMINISTRATION

COACHING STAFF

FOOTBALL OPERATIONS

FOOTBALL STAFF

PLAYERS

2011 SEASON IN REVIEW

COLTS HISTORY

RECORDS

COLTS IN THE COMMUNITY



2008

RECORD: 12-4 COACH: TONY DUNGY

SECOND – AFC SOUTH DIVISION

HOME: 6-2 ROAD: 6-2

DIV: 4-2 CONF: 10-2 NCONF: 2-2

*Sellout ^Roof/Window Open #Roof Open/Window Closed @Roof Closed/Window Open

DATE	RESULTS	OPPONENT	ATTENDANCE
9/7	L 13-29	CHICAGO	**66,822
9/14	W 18-15	@Minnesota	63,585
9/21	L 21-23	JACKSONVILLE	*65,938
10/5	W 31-27	@Houston	70,118
10/12	W 31-3	BALTIMORE	**66,153
10/19	L 14-34	@Green Bay	71,010
10/27	L 21-31	@Tennessee	69,143
11/2	W 18-15	NEW ENGLAND	**66,508
11/9	W 24-20	@Pittsburgh	64,043
11/16	W 33-27	HOUSTON	**66,201
11/23	W 23-20	@San Diego	68,428
11/30	W 10-6	@Cleveland	72,411
12/7	W 35-3	CINCINNATI	**66,402
12/14	W 31-21	DETROIT	**66,281
12/18	W 31-24	@Jacksonville	65,648
12/28	W 23-0	TENNESSEE	**66,721
1/3	L 17-23 OT	@San Diego	68,082

TEAM STATISTICS

	COLTS	OPP
TOTAL FIRST DOWNS	321	305
Rushing	80	119
Passing	220	165
Penalty	21	21
3rd Down: M/A/Pct.	101/201 50.2	100/211 47.4
4th Down: M/A/Pct.	11/16 68.8	3/7 42.9
TOTAL NET YARDS	5368	4975
Avg. Per Game	335.5	310.9
Total Plays	969	983
Avg. Per Play	5.5	5.1
NET YARDS RUSHING	1274	1966
Avg. Per Game	79.6	122.9
Total Rushes	370	472
NET YARDS PASSING	4094	3009
Avg. Per Game	255.9	188.1
Tackled/Yards Lost	14/86	30/200
Gross Yards	4180	3209
Att./Completions	585/393	481/329
Completion Pct.	67.2	68.4
Had Intercepted	12	15
PUNTS/AVERAGE	53/44.2	53/44.9
NET PUNTING AVG.	53/38.8	53/39.0
PENALTIES/YARDS	86/619	68/543
FUMBLES/BALL LOST	13/5	24/11
TOUCHDOWNS	45	28
Rushing	13	18
Passing	27	6
Defense/Return/Kicking	4/1/0	4/0/0
TIME OF POSSESSION	28:39	31:21

SCORE BY PERIODS

	1	2	3	4	OT	TOTAL
COLTS	98	71	81	127	0	377
OPPONENTS	45	111	67	75	0	298

SCORING

	TDR	TDP	TDRT	PAT	FG	2P	S	TP
Vinateri		43-43	20-25					103
Rhodes	6	3						56
Addai	5	2						38
Wayne	6							36
Clark	6							36
Harrison	5							30
Gonzalez	4							24
Brackett			1					6
Hayden			1					6
Manning	1							6
Mathis			1					6
Ratliff			1					6
Richard			1					6
Santi			1					6
Simpson			1					6
COLTS	13	27	5	43-43	20-25	2	0	377
OPPONENTS	18	6	4	25-25	33-38	2	1	298

2-Point: Colts 2-2, Opponents 2-3

FGS	1-19	20-29	30-39	40-49	50+	TOT.
Vinateri	0-0	3-3	11-13	4-7	2-2	20-25
COLTS	0-0	3-3	11-13	4-7	2-2	20-25
OPP.	1-1	11-11	9-11	9-12	3-3	33-38

RUSHING	NO.	YDS.	AVG.	LG	TD
Addai	155	544	3.5	23	5
Rhodes	152	538	3.5	38	6
Ball	13	83	6.4	23	0
Simpson	15	45	3.0	10	1
Davenport	8	26	3.3	8	0
Manning	20	21	1.1	12	1
Hart	2	9	4.5	7	0
Sorgi	5	8	1.6	12	0
COLTS	370	1274	3.4	38	13
OPPONENTS	472	1966	4.2	71	18

RECEIVING	NO.	YDS.	AVG.	LG	TD
Wayne	82	1145	14.0	65t	6
Clark	77	848	11.0	33	6
Harrison	60	636	10.6	67t	5
Gonzalez	57	664	11.6	58	4
Rhodes	45	302	6.7	29	3
Addai	25	206	8.2	52	2
Robinson	19	166	8.7	23	0
Santi	10	64	6.4	13	1
Davenport	4	54	13.5	33	0
Garcon	4	23	5.8	12	0
Simpson	3	30	10.0	15	0
Tammie	3	12	4.0	6	0
Hart	1	18	18.0	18	0
Hall	1	9	9.0	9	0
Ball	1	5	5.0	5	0
C.Johnson	1	-2	-2.0	-2	0
COLTS	393	4180	10.6	75	27
OPPONENTS	329	3209	9.8	61	26

INTERCEPTIONS	NO.	YDS.	AVG.	LG	TD
Bullitt	4	7	1.8	3	0
Hayden	3	135	45.0	85t	1
Ratliff	2	37	18.5	35t	1
Jennings	2	9	4.5	6	0
Bethae	2	0	0.0	0	0
Hughes	1	16	16.0	16	0
Sanders	1	0	0.0	0	0
COLTS	15	204	13.6	85t	2
OPPONENTS	12	294	24.5	99t	3

PUNTING	NO.	YDS.	AVG.	TB	INTD	LG	BLK.
Smith	53	2345	44.2	2	23	64	0
COLTS	53	2345	44.2	2	23	64	0
OPPONENTS	53	2381	44.9	9	17	75	0

PUNT RETURNS	NO.	FC	YDS.	AVG.	LG	TD
Ratliff	16	12	89	5.6	19	0
Forsett	4	1	36	9.0	25	0
Garcon	1	0	5	5.0	5	0
Harrison	1	0	2	2.0	2	0
COLTS	22	13	132	6.0	25	0
OPPONENTS	27	11	249	9.2	39	0

SACKS: Colts 30.0, Opponents 14.0; Mathis 11.5-66.5; Freney 10.5-78.5; Brock 3.5-28.0; Reid 2.0-12.0; Howard 1.5-6.0; C.J. Johnson 1.0-9.0.

USUAL STARTERS
PRO BOWLERS IN BOLDFACE

OFFENSE	DEFENSE
WR Reggie Wayne	LDE Raheem Brock
LT Tony Ugh	LDT Eric Foster
LG Charlie Johnson	RDT Keyunta Dawson
C Jeff Saturday	RDE Dwight Freney
RG Mike Pollak	LLB Clint Session
RT Ryan Diem	MLB Gary Brackett
TE Dallas Clark	RLB Freddy Keaio
WR Marvin Harrison	LCB Kelvin Hayden
QB Peyton Manning	RCB Marlin Jackson
RB Joseph Addai	SS Antione Bethae
H-B Gijon Robinson	FS Melvin Bullitt

DE-Robert Mathis
Made Pro Bowl

PASSING	ATT.	COMP.	YDS.	PCT.	AVG./ATT.	TD	TD%	INT.	INT%	LG	SACKED	RATING
Manning	555	371	4002	66.8	7.21	27	4.9	12	2.2	75	14/86	95.0
Sorgi	30	22	178	73.3	5.93	0	0.0	0	0.0	33	0/0	87.9
COLTS	585	393	4180	67.2	7.15	27	4.6	12	2.1	75	14/86	94.7
OPPONENTS	481	329	3209	68.4	6.67	6	1.2	15	3.1	61	30/200	78.0



2009

AFC CHAMPIONS

RECORD: 14-2 COACH: JIM CALDWELL

FIRST – AFC SOUTH DIVISION

HOME: 7-1 ROAD: 7-1

DIV: 6-0 CONF: 10-2 NCONF: 4-0

*Sellout #Roof/Window Open #Roof Open/Window Closed @Roof Closed/Window Open

DATE	RESULTS	OPPONENT	ATTENDANCE
9/13	W	14-12 JACKSONVILLE	*#65,757
9/21	W	27-23 @Miami	66,227
9/27	W	31-10 @Arizona	62,692
10/4	W	34-17 SEATTLE	*#66,112
10/11	W	31-9 @Tennessee	69,143
10/25	W	42-6 @St. Louis	60,108
11/1	W	18-14 SAN FRANCISCO	*#66,229
11/8	W	20-17 HOUSTON	*#66,033
11/15	W	35-34 NEW ENGLAND	*#67,476
11/22	W	17-15 @Baltimore	71,320
11/29	W	35-27 @Houston	70,990
12/6	W	27-17 TENNESSEE	*#66,321
12/13	W	28-16 DENVER	*#67,248
12/17	W	35-31 @Jacksonville	63,753
12/27	L	15-29 NEW YORK JETS	*#67,222
1/3	L	7-30 @Buffalo	69,848
1/16	W	20-3 BALTIMORE	*#67,535
1/24	W	30-17 NEW YORK JETS	*#67,500
2/7	L	17-31 New Orleans (at Miami)	74,059

TEAM STATISTICS	COLTS	OPP
TOTAL FIRST DOWNS	339	320
Rushing	109	106
Passing	241	203
Penalty	29	11
3rd Down: M/A/Pct.	95/193 49.2	104/231 45.0
4th Down: M/A/Pct.	5/11 45.5	6/19 31.6
TOTAL NET YARDS	5809	5427
Avg. Per Game	363.1	339.2
Total Plays	980	1084
Avg. Per Play	5.9	5.0
NET YARDS RUSHING	1294	2024
Avg. Per Game	80.9	126.5
Total Rushes	366	467
NET YARDS PASSING	4515	3403
Avg. Per Game	282.2	212.7
Tackled/Yards Lost	13/90	34/228
Gross Yards	4605	3631
Att./Completions	601/402	583/372
Completion Pct.	66.9	63.8
Had Intercepted	19	16
PUNTS/AVERAGE	64/44.3	65/44.4
NET PUNTING AVG.	64/37.8	65/40.5
PENALTIES/YARDS	74/546	92/889
FUMBLES/BALL LOST	11/5	20/10
TOUCHDOWNS	53	31
Rushing	16	10
Passing	34	19
Defense/Kicking	2/1	1/1
TIME OF POSSESSION	27:40	32:20

SCORE BY PERIODS	1	2	3	4	OT	TOTAL
COLTS	96	147	58	115	0	416
OPPONENTS	66	105	52	84	0	307

SCORING	TDR	TDP	TORT	PAT	FG	2P	S	TP
Addai	10	3						78
Clark	10							60
Stover			33/33	9/11				60
Wayne	10							60
Collie	7							42
Vinaterri			17/18	7/9				38
Garcon		4						24
Brown	3							18
Simpson	2	1						18

PASSING	ATT.	COMP.	YDS.	PCT.	AVG./ATT.	TD	TD%
Manning	571	393	4500	68.8	7.88	33	5.8
Painter	28	8	83	28.6	2.96	0	0.0
Addai	1	1	22	100.0	22.00	1	100.0
Wayne	1	0	0	0.0	0.00	0	0.0
COLTS	601	402	4605	66.9	7.66	34	5.7
OPPONENTS	583	372	3631	63.8	6.23	19	3.3

SCORING	TDR	TDP	TORT	PAT	FG	2P	S	TP
Hart	1							6
Lacey			1					6
Session				1				6
COLTS	16	34	3	50-51	16-20	0	0	416
OPPONENTS	10	19	2	27-27	30-36	2	2	307

2-Point: Colts 0-2, Opponents 2-4

FGS	1-9	20-29	30-39	40-49	50+	TOT.
Stover	0-0	2-2	5-6	2-2	0-1	9-11
Vinaterri	1-1	3-3	1-2	2-2	0-1	7-9
COLTS	1-1	5-5	6-8	4-4	0-2	16-20
OPP.	0-0	4-4	13-14	11-14	2-4	30-36

Stover:	000000	38	33	31	40	22	77	25	32
	(43.52)	36	000000						

Vinaterri:	52	43	48	32	26	37	19	23	0000000000
	(22)								

OPP.:	24	46	63	45	44	49	45	38	38	49	43	46
	(30	45)	(66	42)	(31	36)	(46	44	38	36	30	20)
	(35	33)	(20)	(42	28)	(60	57)	(35	43)	(31	33)	36)

RUSHING	NO.	YDS.	AVG.	LG	TD
Addai	219	828	3.8	21t	10
Brown	78	281	3.6	45	3
Simpson	15	102	6.8	31t	2
Hart	26	70	2.7	15	1
Clark	2	11	5.5	7	0
Garcon	2	10	5.0	17	0
Painter	3	4	1.3	10	0
Collie	2	1	0.5	2	0
Manning	19	-13	-0.7	3	0
COLTS	366	1294	3.5	45	16
OPPONENTS	467	2024	4.3	64t	10

RECEIVING	NO.	YDS.	AVG.	LG	TD
Wayne	100	1264	12.6	65t	10
Clark	100	1106	11.1	80t	10
Collie	60	676	11.3	39t	7
Addai	51	336	6.6	25	3
Garcon	47	765	16.3	66	4
Brown	11	169	15.4	72	0
Robinson	9	62	6.9	19	0
Santi	8	107	13.4	31	0
Hart	5	54	10.8	14	0
Baskett	4	28	7.0	9	0
Tammie	3	35	11.7	21	0
Simpson	3	1	0.3	5	0
Clohey	1	2	2.0	2	0
COLTS	402	4605	11.5	80t	34
OPPONENTS	372	3631	9.8	63t	19

INTERCEPTIONS	NO.	YDS.	AVG.	LG	TD
Bethea	4	19	4.8	19	0
Lacey	3	53	17.7	35t	1
Session	2	35	17.5	27t	1
Jennings	2	13	6.5	13	0
Sanders	1	29	29.0	29	0
Brackett	1	8	8.0	8	0
Hayden	1	6	6.0	6	0
Jackson	1	3	3.0	3	0
Powers	1	1	1.0	1	0
COLTS	16	167	10.4	35t	2
OPPONENTS	19	229	12.1	42	0

PUNTING	NO.	YDS.	AVG.	TB	IN20	LG	BLK.
McAfee	64	2837	44.3	6	21	60	0
COLTS	64	2837	44.3	6	21	60	0
OPPONENTS	65	2883	44.4	5	25	59	0

PUNT RETURNS	NO.	FC	YDS.	AVG.	LG	TD
Rushing	21	22	119	5.7	22	0
Silva	7	1	32	4.6	7	0
Jennings	1	0	0	0.0	0	0
COLTS	29	23	151	5.2	22	0
OPPONENTS	36	15	301	8.4	69	0

KICKOFF RETURNS	NO.	YDS.	AVG.	LG	TD
Simpson	38	698	23.6	93t	1
Rushing	7	127	18.1	22	0
Giguere	5	122	24.4	36	0
Brown	1	21	21.0	21	0
Collie	1	8	8.0	8	0
Dawson	1	14	14.0	14	0
Robinson	1	10	10.0	10	0
Silva	1	19	19.0	19	0
COLTS	55	1219	22.2	93t	1
OPPONENTS	60	1519	25.3	106t	1

SACKS: Colts 34.0, Opponents 13.0; Freeman 13.5-95.5; Mathis 9.5-57.0; Brock 3.5-31.5; Foster 2.5-19.0; Brackett 1.0-7.0; A. Johnson 1.0-3.0; Keiako 1.0-5.0; Wheeler 1.0-0.0; Muir 0.5-5.0; Session 0.5-5.0

USUAL STARTERS
PRO BOWLERS IN BOLDFACE

OFFENSE	DEFENSE
WR Reggie Wayne	LDE Robert Mathis
LT Charlie Johnson	LDT Dan Muir
LG Ryan Lila	RDE Antonio Johnson
C Jeff Saturday	POT Dwight Freney
RG Kyle DeVan	LLB Clint Session
RT Ryan Diem	MLB Gary Brackett
TE Dallas Clark	RLB Philip Wheeler
WR Pierre Garcon	LCB Kelvin Hayden
QB Peyton Manning	RCB Jerrard Powers
RB Joseph Addai	SS Antoine Bethea
H-B Gijon Robinson	FS Melvin Bullitt

ADMINISTRATION
COACHING STAFF
FOOTBALL OPERATIONS
FOOTBALL STAFF
PLAYERS
2011 SEASON IN REVIEW
COLTS HISTORY
RECORDS
COLTS IN THE COMMUNITY



2010

RECORD: 10-6 COACH: JIM CALDWELL
FIRST - AFC SOUTH DIVISION
HOME: 6-2 ROAD: 4-4
DIV: 4-2 CONF: 8-4 NCONF: 2-2

ADMINISTRATION
COACHING STAFF
FOOTBALL OPERATIONS
FOOTBALL STAFF
PLAYERS IN REVIEW
COLTS HISTORY
RECORDS
COLTS IN THE COMMUNITY

Table with columns: DATE, RESULTS, OPPONENT, ATTENDANCE. Rows include games against Houston, New York Giants, Denver, Jacksonville, Kansas City, Washington, Houston, Philadelphia, Cincinnati, New England, San Diego, Dallas, Tennessee, Jacksonville, Oakland, Tennessee, and New York Jets.

TEAM STATISTICS COLTS OPP
TOTAL FIRST DOWNS 366 314
Rushing 87 111
Passing 253 190
Penalty 26 13
3rd Down: M/A/Pct. 91/204 44.6 78/200 39.0
4th Down: M/A/Pct. 5/8 62.5 8/18 44.4
TOTAL NET YARDS 6092 5465
Avg. Per Game 380.8 341.6
Total Plays 1088 1010
Avg. Per Play 5.6 5.4
NET YARDS RUSHING 1483 2032
Avg. Per Game 92.7 127.0
Total Rushes 393 445
NET YARDS PASSING 4609 3433
Avg. Per Game 288.1 214.6
Tackled/Yards Lost 16/91 30/194
Gross Yards 4700 3627
Att./Completions 679/450 535/356
Completion Pct. 66.3 66.5
Had Intercepted 17 10
PUNTS/AVERAGE 69/42.2 67/44.4
NET PUNTING AVG. 69/35.5 67/41.0
PENALTIES/YARDS 79/709 95/812
FUMBLES/BALL LOST 14/8 24/11
TOUCHDOWNS 51 42
Rushing 13 14
Passing 33 22
Defense/Kicking 4/1 4/2
TIME OF POSSESSION 29:41 30:19

SCORE BY PERIODS 1 2 3 4 OT TOTAL
COLTS 78 160 68 129 0 435
OPPONENTS 70 89 115 111 3 388

SCORING TDR TDP TDRT PAT FG 2P S TP
Vinatieri 51-51 26-28 129
Collie 8 48
Garcon 6 36
J. James 6 36
Wayne 6 36
White 5 30
Addai 4 24
Tammie 4 24
Clark 3 18
Brown 2 12
Hayden 2 12
Hagler 1 6
Hart 1 6
Moala 1 6
Robinson 1 6
Smith 1 6
COLTS 13 33 5 51-51 26-28 0 0 435
OPPONENTS 14 22 6 41-41 31-36 1 0 388

PASSING ATT. COMP. YDS. PCT. AVG./ATT. TD TD% INT. INT% LG SACKED RATING
Manning 679 450 4700 66.3 6.92 33 4.9 17 2.5 73t 16/91 91.9
COLTS 679 450 4700 66.3 6.92 33 4.9 17 2.5 73t 16/91 91.9
OPPONENTS 535 356 3627 66.5 6.78 22 4.1 10 1.9 61 30/194 91.7

FGS 1-19 20-29 30-39 40-49 50+ TOT.
Vinatieri 0-0 8-8 9-10 9-10 0-0 26-28
COLTS 0-0 8-8 9-10 9-10 0-0 26-28
OPP. 0-0 9-9 10-10 7-9 5-8 31-36

Vinatieri: (20/38/38.33)/(20.24,47.42)
(38.43,48b.33)/(48.23,36.37)/(28.47,23)
((0)/(21.28,47)/(34.37)/(30/48,44.43)
OPP.: (30.49)/(25.34)/(59/45,35,43.51)/(48,39)
(53)/(22.21,31.44)/(27/25)/(28.33,50,30,20)
(26,42,61)

RUSHING NO. YDS. AVG. LG TD
D. Brown 129 497 3.9 49 2
Addai 116 495 4.3 46 4
Hart 43 185 4.3 35 1
Rhodes 37 172 4.6 15 0
J. James 46 112 2.4 11 6
Manning 18 18 1.0 27 0
Garcon 2 6 3.0 11 0
D. Moore 2 -2 -1.0 11 0
COLTS 393 1483 3.8 49 13
OPPONENTS 445 2032 4.6 62 14

RECEIVING NO. YDS. AVG. LG TD
Wayne 111 1355 12.2 50 6
Garcon 67 784 11.7 57t 6
Tammie 67 631 9.4 30 4
Collie 58 649 11.2 73t 8
Clark 37 347 9.4 50t 3
White 36 355 9.9 33 5
D. Brown 20 205 10.3 25 0
Addai 19 124 6.5 15 0
B. James 9 63 7.0 11 0
B. James 6 40 6.7 17 0
Hart 6 25 4.2 10 0
Gonzalez 5 67 13.4 34 0
Eldridge 5 39 7.8 10 0
Robinson 3 12 4.0 16 1
Rhodes 1 4 4.0 14 0
COLTS 450 4700 10.4 73t 33
OPPONENTS 356 3627 10.2 61 22

INTERCEPTIONS NO. YDS. AVG. LG TD
Hayden 2 56 28.0 31t 2
Powers 2 11 5.5 11 0
Francisco 2 10 5.0 11 0
Lacey 1 44 44.0 44 0
Hagler 1 35 35.0 35 0
Bethae 1 31 31.0 31 0
Bullitt 1 19 19.0 19 0
COLTS 10 206 20.6 44 2
OPPONENTS 17 277 16.3 47 4

PUNTING NO. YDS. AVG. TB IN20 LG BLK
McAfee 65 2731 42.0 7 21 66 0
Kapinos 4 178 44.5 1 2 55 0
COLTS 69 2909 42.2 8 23 66 0
OPPONENTS 67 2978 44.4 1 23 65 1

PUNT RETURNS NO. FC YDS. AVG. LG TD
White 10 14 80 8.0 18 0
Powers 8 4 63 7.9 13 0
B. James 7 3 35 5.0 14 0
K. Moore 6 3 36 6.0 16 0
COLTS 31 24 214 6.9 18 0
OPPONENTS 28 22 299 10.7 78t 1

KICKOFF RETURNS NO. YDS. AVG. LG TD
Tryon 14 299 21.4 39 0
B. James 14 229 16.4 26 0
D. Moore 12 257 21.4 33 0
Rhodes 12 252 21.0 27 0
C. Brown 5 102 20.4 23 0
K. Moore 5 102 20.4 27 0
J. James 3 16 5.3 16 0
Hagler 1 41 41.0 41t 1
Foster 1 12 12.0 12 0
COLTS 67 1310 19.6 41t 1
OPPONENTS 73 1880 25.8 99t 1

SACKS: Colts 30.0, Opponents 16.0; Mathis 11.0-59.5; Freenee 10.0-74.0; Foster 3.0-35.0; Angerer 1.0-8.0; Team 1.0-8.0; Session 1.0-7.0; Hagler 1.0-1.0; Brackett 0.5-4.0; Bethae 0.5-1.0; A. Johnson 0.5-1.0

USUAL STARTERS PRO BOWLERS IN BOLDFACE

OFFENSE DEFENSE
WR Reggie Wayne LDE Robert Mathis
LT Charlie Johnson LDT Fili Moala
LG Kyle DeVan RDT Dan Muir
C Jeff Saturday RDE Dwight Freenee
RG Mike Pollak LLB Pat Angerer
RT Ryan Diem MLB Gary Brackett
TE Jacob Tammie RLB Kavell Conner
WR Pierre Garcon LCB Kelvin Hayden
QB Peyton Manning RCB Jermad Powers
RB Donald Brown SS Antoinette Bethae
H-B Brody Eldridge FS Aaron Francisco



2011

RECORD: 2-14 COACH: JIM CALDWELL
FOURTH – AFC SOUTH DIVISION
HOME: 2-6 ROAD: 0-8
DIV: 2-4 CONF: 2-10 NCONF: 0-4

*Sellout	^Roof/Window Open	#Roof Open/Window Closed	@Roof Closed/Window Open
DATE	RESULTS	OPPONENT	ATTENDANCE
9/11	L 7-34	@Houston	*71,444
9/18	L 19-27	CLEVELAND	*@65,035
9/25	L 20-23	PITTSBURGH	*66,309
10/3	L 17-24	@Tampa Bay	63,972
10/9	L 24-28	KANSAS CITY	*@65,088
10/16	L 17-27	@Cincinnati	52,068
10/23	L 7-62	@New Orleans	*73,012
10/30	L 10-27	@Tennessee	*69,143
11/6	L 7-31	ATLANTA	*@65,218
11/13	L 3-17	JACKSONVILLE	*@64,619
11/27	L 19-27	CAROLINA	*63,928
12/4	L 24-31	@New England	*68,756
12/11	L 10-24	@Baltimore	*71,187
12/18	W 27-13	TENNESSEE	*64,271
12/22	W 19-16	HOUSTON	*64,159
1/1	L 13-19	@Jacksonville	62,481

TOTAL STATISTICS	COLTS	OPP
TOTAL FIRST DOWNS	258	343
Rushing	69	136
Passing	170	193
Penalty	19	14
3rd Down: M/A/Pct.	74/214 34.6	98/216 45.4
4th Down: M/A/Pct.	4/11 36.4	3/6 50.0
TOTAL NET YARDS	4589	5935
Avg. Per Game	286.8	370.9
Total Plays	951	1062
Avg. Per Play	4.8	5.6
NET YARDS RUSHING	1594	2303
Avg. Per Game	99.6	143.9
Total Rushes	382	540
NET YARDS PASSING	2995	3632
Avg. Per Game	187.2	227.0
Tackled/Yards Lost	35/228	29/192
Gross Yards	3223	3824
Att./Completions	534/302	493/351
Completion Pct.	56.6	71.2
Had Intercepted	14	8
PUNTS/AVERAGE	89/46.0	74/43.6
NET PUNTING AVG.	89/38.8	74/40.3
PENALTIES/YARDS	76/549	84/804
FUMBLES/BALL LOST	24/15	15/9
TOUCHDOWNS	25	49
Rushing	8	19
Passing	14	25
Defense/Kicking	3/0	4/1
TIME OF POSSESSION	26:13	33:47

SCORE BY PERIODS	1	2	3	4	OT	TOTAL
COLTS	19	89	36	99	0	243
OPPONENTS	108	129	92	101	0	430

SCORING	TDR	TDP	TDRT	PAT	FG	2P	S	TP
Vinateri			24/24	23/27				93
Garcon	6							36
Brown	5							30
Wayne	4							24
Claik	2							12
Carter	2							12
Aldai	1							6
Anderson		1						6
Tammie		1						6
Powers		1						6
Collie		1						6
Lacey		1						6
COLTS	8	14	3	24/24	23/27	0	0	243
OPPONENTS	19	25	5	49/49	29/34	0	0	430

2-Point: Colts 0-1, Opponents 0-0

PASSING	ATT.	COMP.	YDS.	PCT.	AVG./ATT.	TD	TD%	INT.	INT.%	LG	SACKED	RATING
Painter	243	132	1541	54.3%	6.3	6	2.5%	9	3.7%	87t	16/104	66.6
Orlovsky	193	122	1201	63.2%	6.2	6	3.1%	4	2.1%	40	14/84	82.4
Collins	98	48	481	49.0%	4.9	2	2.0%	1	1.0%	36	5/40	65.9
COLTS	534	302	3223	56.6%	6.0	14	2.6%	14	2.6%	87t	35/228	72.2
OPPONENTS	493	351	3824	71.2%	7.8	25	5.1%	8	1.6%	81t	29/192	103.9

FGS	1-19	20-29	30-39	40-49	50+	TOT.
Vinateri	0-0	7-7	6-7	8-10	2-3	23-27
COLTS	0-0	7-7	6-7	8-10	2-3	23-27
OPPONENTS	0-0	9-9	7-8	10-14	3-3	29-34

Vinateri: (37/39)27.52.36(21.25)(45.43)(53)
 (46.52)(9)(22)(42)(43.31)(31)(22)(47.40)
 (23.32.42.47.31)(48.20)
 OPP: (25.29)(20)(23)(48.36)(44.38)(46.46)(1)
 (20.43)(43)(27)(51.50)(20)(44.45)
 (40.45)(41)(39)(36)(53.21)(44.35.31)
 (25.32.47.39)

RUSHING	NO.	YDS.	AVG.	LG	TD
Brown	134	645	4.8	80t	5
Aldai	118	433	3.7	16	1
Carter	101	377	3.7	42	2
Painter	17	107	6.3	24	0
Garcon	4	28	7.0	18	0
Orlovsky	6	5	0.8	7	0
Collins	2	-1	-0.5	0	0
COLTS	382	1594	4.2	80t	8
OPPONENTS	540	2303	4.3	56	19

RECEIVING	NO.	YDS.	AVG.	LG	TD
Wayne	75	960	12.8	56t	4
Garcon	70	947	13.5	87t	6
Orlovsky	54	514	9.5	27	1
Claik	34	352	10.4	21	2
Tammie	19	177	9.3	29	1
Brown	16	86	5.4	17	0
Aldai	15	93	6.2	12	0
Eldridge	9	45	5.0	8	0
Carter	5	18	3.6	7	0
Fellton	2	16	8.0	9	0
Hill	2	10	5.0	5	0
Mahaffey	1	5	5.0	5	0
Gonzalez	0	0	0	0	0
COLTS	302	3223	10.7	87t	14
OPPONENTS	351	3824	10.9	81t	25

INTERCEPTIONS	NO.	YDS.	AVG.	LG	TD
Lefeged	2	25	12.5	25	0
Powers	2	19	9.5	13	1
Lacey	1	32	32.0	32t	1
Brackett	1	27	27.0	27	0
Bullitt	1	15	15.0	15	0
Angerer	1	0	0.0	0	0
COLTS	8	118	14.8	32t	2
OPPONENTS	14	119	8.5	42t	1

PUNTING	NO.	YDS.	AVG.	TB	IN20	LG	BLK.
McAfee	88	4098	46.6	3	21	64	1
COLTS	88	4098	46.6	3	21	64	1
OPPONENTS	74	3230	43.6	7	26	60	0

PUNT RETURNS	NO.	FC	YDS.	AVG.	LG	TD
Garcon	16	8	44	2.8	20	0
Lefeged	9	4	42	4.7	21	0
White	7	10	22	3.1	13	0
Powers	0	1	0	0	0	0
COLTS	32	23	108	3.4	21	0
OPPONENTS	48	18	950	11.5	79t	1

KICKOFF RETURNS	NO.	YDS.	AVG.	LG	TD
Lefeged	31	578	18.6	51	0
COLTS	31	578	18.6	51	0
OPPONENTS	19	584	30.7	76	0

SACKS: Colts 29.0, Opponents 35.0; Mathis 9.5-71.5; Freaney 8.5-87.5; Anderson 3.0-5.0; Brayton 2.0-6.0; Moala 2.0-2.0; Hughes 1.0-5.0; Mathews 1.0-9.0; Wheeler 1.0-6.0; Angerer 1.0-0.0

USUAL STARTERS PRO BOWLERS IN BOLDFACE

OFFENSE	DEFENSE
WR Reggie Wayne	LDE Robert Mathis
LT Anthony Castonzo	LDT Fili Moala
LG Joe Rietz	RDT Antonio Johnson
C Jeff Saturday	RDE Dwight Freeney
RG Ryan Diem	SLB Philip Wheeler
RT Jeff Linkenbach	MLB Pat Angerer
TE Dallas Clark	WLB Kavel Conner
WR Pierre Garcon	LCB Jacob Lacey
OB Curtis Painter	RCB Jerraud Powers
RB Joseph Aldai	SS David Caldwell
H-B Brody Eldridge	FS Antoine Bethea

ADMINISTRATION

COACHING STAFF

FOOTBALL OPERATIONS

FOOTBALL STAFF

PLAYERS

2011 SEASON IN REVIEW

COLTS HISTORY

RECORDS

COLTS IN THE COMMUNITY



COLTS PRESEASON RESULTS

(All Games on Saturday Night unless otherwise indicated; * denotes OT)

ADMINISTRATION
COACHING STAFF
FOOTBALL OPERATIONS
FOOTBALL STAFF
PLAYERS
2011 SEASON IN REVIEW
COLTS HISTORY
RECORDS
COLTS IN THE COMMUNITY

1947	RECORD: 0-2	OPPONENT
8/22	20-29 L 7,018	Buffalo Bills (Hershey, Pa.)
8/29	0-28 L 33,106	Cleveland Browns (Akron, Ohio-Rubber Bowl)
1948	RECORD: 1-2	OPPONENT
8/8	21-27 L 15,000	Los Angeles Dons (Portland, Ore.-Multnomah/Civic Stadium)
8/22	14-42 L 35,139	San Francisco 49ers (Kezar Stadium) Sun
8/27	21-17 W 13,417	Cleveland Browns (Toledo, Ohio-Glass Bowl)
1949	RECORD: 3-1	OPPONENT
8/10	28-12 W 2,953	Buffalo Bills (Wilmington, Del.-Blue Rock Stadium)
8/16	14-28 L 35,000	Brooklyn-NY Yankees (Babe Ruth Stadium)
8/19	5-0 W 9,000	Brooklyn-NY Yankees (Allentown, Pa.-Taylor Stadium)
EXHIBITION GAME		
10/9	31-10 W 4,000	Charlotte Clippers (Charlotte, NC-Charlotte Memorial Stadium)
1950	RECORD: 0-7	OPPONENT
8/13	27-30 L 15,000	Pittsburgh Steelers (Memorial Stadium) Sun
8/19	7-34 L 21,000	Cleveland Browns (Cincinnati, Ohio-Nippert Stadium)
8/24	17-21 L 17,000	Chicago Bears (Memorial Stadium) Thu
8/30	14-27 L 6,000	San Francisco 49ers (Memorial Stadium) Wed
9/2	21-70 L 16,380	Los Angeles Rams (San Antonio, Texas-Alamo Stadium)
9/4	17-42 L 22,500	NY Yanks (Shreveport, La.-Fairgrounds Stadium) Mon
9/10	14-16 L 17,191	Green Bay Packers (Fairgrounds Stadium) Sun
1953	RECORD: 3-3	OPPONENT
8/15	7-10 L 14,000	Philadelphia Eagles (Norfolk, Va.-Foreman Field) Fri
8/22	10-7 W 7,000	Chicago Cardinals (Lubbock, Texas-Jones Stadium) Fri
8/26	13-6 W 15,000	Pittsburgh Steelers (Rochester, NY-St. Thomas Aquinas HS) Wed
9/7	21-23 L 20,000	Cleveland Browns (Akron, Ohio-Rubber Bowl) Mon
9/12	6-10 L 12,000	NY Giants (St. Louis, Mo.-Busch Stadium)
9/20	9-3 W 22,800	Washington Redskins (Memorial Stadium) Sun
1954	RECORD: 4-1	OPPONENT
8/14	10-0 W 10,031	Philadelphia Eagles (Hershey, Pa.)
8/22	27-21 W 11,750	Pittsburgh Steelers (Forbes Field) Sun
9/10	16-21 L 10,000	Pittsburgh Steelers (Tulsa, Okla.-Skelly Stadium) Fri
9/15	20-2 W 18,581	Chicago Cardinals (Comiskey Park) Wed
9/18	49-14 W 19,380	Washington Redskins (Memorial Stadium)
1955	RECORD: 3-2-1	OPPONENT
8/13	6-21 L 8,006	Philadelphia Eagles (Hershey, Pa.)
8/17	6-10 W —	Fort Belvoir (Westminster, Md.-Westminster HS)
8/30	28-28 T 23,280	Washington Redskins (Memorial Stadium) Tue
9/6	14-17 L 20,000	NY Giants (Minneapolis, Minn.-Parade Stadium) Tue
9/10	24-14 W 11,872	Chicago Cardinals (Comiskey Park)
9/18	44-17 W 20,754	Pittsburgh Steelers (Buffalo, NY-Civic Stadium) Sun
1956	RECORD: 3-2	OPPONENT
8/11	24-13 W 17,575	Philadelphia Eagles (Hershey, Pa.)
8/20	10-28 L 21,000	NY Giants (Boston, Mass.-Braves Field) Mon
8/25	37-16 W 12,500	Pittsburgh Steelers (Cincinnati, Ohio-Nippert Stadium)
9/9	14-19 L 21,876	Philadelphia Eagles (Louisville, Ky.-Fairgrounds Stadium) Sun
9/16	21-13 W 28,471	Washington Redskins (Memorial Stadium) Sun

1957	RECORD: 2-2-1	OPPONENT
8/17	17-10 W 17,026	Philadelphia Eagles (Hershey, Pa.)
8/24	24-24 T 12,000	Chicago Bears (Cincinnati, Ohio-Nippert Stadium)
9/8	14-24 L 34,352	Washington Redskins (Memorial Stadium) Sun
9/15	27-9 W 17,216	Chicago Cardinals (Louisville, Ky.-Fairgrounds Stadium) Sun
9/21	21-27 L 21,182	Chicago Cardinals (St. Louis, Mo.-Busch Stadium)
1958	RECORD: 2-3-1	OPPONENT
8/16	28-30 L 17,000	Philadelphia Eagles (Hershey, Pa.)
8/23	31-31 T 14,000	Chicago Cardinals (Austin, Tx.-Memorial Stadium)
8/29	7-27 L 18,131	Washington Redskins (Memorial Stadium) Fri
9/6	10-13 L 10,000	Pittsburgh Steelers (Buffalo, NY-Civic Stadium)
9/14	27-21 W 11,111	NY Giants (Memorial Stadium) Sun
9/21	42-21 W 18,747	NY Giants (Louisville, Ky.-Fairgrounds Stadium) Sun
1959	RECORD: 4-2	OPPONENT
8/14	29-0 W 70,000	College All-Stars (Chicago, Ill.-Soldier Field) Fri
8/21	28-3 W 55,000	NY Giants (Dallas, Texas-Cotton Bowl) Fri
8/28	23-10 W 22,409	Washington Redskins (Memorial Stadium) Fri
9/4	30-21 W 39,555	Pittsburgh Steelers (Miami, Fla.-Orange Bowl) Fri
9/13	13-35 L 15,928	Philadelphia Eagles (Franklin Field) Sun
9/20	17-31 L 16,671	Chicago Cardinals (Louisville, Ky.-Fairgrounds Stadium) Sun
1960	RECORD: 3-3	OPPONENT
8/12	32-7 W 70,000	College All-Stars (Chicago, Ill.-Soldier Field) Fri
8/19	14-10 W 40,000	Dallas Cowboys (Cotton Bowl) Fri
8/26	21-31 L 14,000	St. Louis Cardinals (Charleston, SC-Johnson Hagood Stadium) Fri
9/2	28-34 L 33,265	Pittsburgh Steelers (Miami, Fla.-Orange Bowl) Fri
9/12	30-7 W 6,218	Washington Redskins (Memorial Stadium) Tue
9/17	21-35 L 20,125	Philadelphia Eagles (Hershey, Pa.)
1961	RECORD: 3-2	OPPONENT
8/12	20-24 L 15,000	Pittsburgh Steelers (Roanoke, Va.-Victory Stadium)
8/18	13-3 W 10,203	Minnesota Vikings (Memorial Stadium) Fri
8/26	41-7 W 20,302	Washington Redskins (Norfolk, Va.-Foreman Field)
9/1	24-35 L 19,000	Dallas Cowboys (Norman, Okla.-Owen Field) Fri
9/10	49-20 W 50,787	NY Giants (New Haven, Ct.-Yale Bowl) Sun
1962	RECORD: 3-2	OPPONENT
8/11	56-28 W 18,530	Philadelphia Eagles (Hershey, Pa.)
8/16	34-14 W 25,632	Washington Redskins (D.C. Stadium) Thu
8/25	24-10 W 14,000	Dallas Cowboys (Roanoke, Va.-Victory Stadium)
9/2	13-24 L 29,544	Minnesota Vikings (Metropolitan Stadium) Sun
9/9	9-20 L 8,962	Pittsburgh Steelers (Forbes Field) Sun
1963	RECORD: 4-1	OPPONENT
8/10	26-21 W 18,597	Philadelphia Eagles (Hershey, Pa.)
8/17	21-7 W 83,218	Cleveland Browns (Cleveland Municipal Stadium)
8/24	17-14 W 18,000	Pittsburgh Steelers (Atlanta, Ga.-Ponce de Leon Stadium)
8/31	27-21 W 22,000	Washington Redskins (Norfolk, Va.-Foreman Field)
9/7	7-14 L 51,218	Chicago Bears (New Orleans, La.-Tulane Stadium)



1964 RECORD: 3-1-1
 8/8 28-17 W 18,500
 8/14 28-28 T 46,852
 8/21 21-30 L 32,069
 8/27 41-14 W 45,016
 9/6 48-17 W 10,000

OPPONENT
 Philadelphia Eagles (Hershey, Pa.)
 Detroit Lions (Tiger Stadium) Fri
 St. Louis Cardinals (Busch Stadium) Fri
 Washington Redskins (D.C. Stadium) Thu
 Pittsburgh Steelers (Canton, Ohio-Fawcett Stadium-HOF) Sun

1965 RECORD: 5-0
 8/14 22-10 W 75,229
 8/20 23-3 W 48,035
 8/28 38-10 W 47,186
 9/4 33-23 W 22,117
 9/11 33-14 W 11,540

OPPONENT
 St. Louis Cardinals (New Orleans, La.-Tulane Stadium)
 Detroit Lions (Tiger Stadium) Fri
 Pittsburgh Steelers (Atlanta, Ga.-Ponce de Leon Stadium)
 Washington Redskins (Norfolk, Va.-Foreman Field)
 Philadelphia Eagles (Hershey, Pa.)

1966 RECORD: 5-0
 8/3 35-0 W 45,805
 8/13 31-17 W 41,352
 8/19 33-7 W 28,304
 8/26 24-17 W 83,418
 9/1 20-0 W 39,766

OPPONENT
 Washington Redskins (D.C. Stadium) Wed
 Philadelphia Eagles (New Orleans, La.-Tulane Stadium)
 St. Louis Cardinals (Busch Memorial Stadium) Fri
 Cleveland Browns (Cleveland Municipal Stadium) Fri
 Detroit Lions (Tiger Stadium) Fri

1967 RECORD: 4-1
 8/13 33-3 W 29,313
 8/21 5-9 L 34,054
 8/26 14-5 W 38,367
 8/31 23-17 W 47,008
 9/9 33-7 W 58,492

OPPONENT
 Boston Patriots (Harvard Stadium) Sun
 St. Louis Cardinals (Busch Memorial Stadium) Mon
 Detroit Lions (Tiger Stadium)
 Washington Redskins (D.C. Stadium) Fri
 Dallas Cowboys (Cotton Bowl)

1968 RECORD: 5-1
 8/3 14-12 W 51,154
 8/10 10-0 W 31,917
 8/16 15-13 W 45,810
 8/23 7-14 L 34,082
 8/31 22-13 W 63,202
 9/7 16-10 W 69,520

OPPONENT
 Oakland Raiders (Oakland-Alameda County Coliseum)
 Chicago Bears (Birmingham, Ala.-Legion Field) Fri
 Washington Redskins (D.C. Stadium) Fri
 Detroit Lions (Tiger Stadium) Fri
 Miami Dolphins (Orange Bowl)
 Dallas Cowboys (Cotton Bowl)

1969 RECORD: 6-0
 8/2 26-6 W 52,171
 8/9 34-30 W 51,246
 8/15 33-29 W 47,015
 8/22 20-7 W 45,750
 8/30 23-10 W 52,680
 9/14 23-7 W 58,975

OPPONENT
 San Diego Chargers (Jack Murphy Stadium)
 Oakland Raiders (Oakland-Alameda County Coliseum)
 Houston Oilers (Astrodome) Fri
 Buffalo Bills (War Memorial) Fri
 Miami Dolphins (Orange Bowl)
 Dallas Cowboys (Cotton Bowl) Sun

1970 RECORD: 4-2
 8/8 33-21 W 53,519
 8/14 17-3 W 38,341
 8/22 24-7 W 42,499
 8/29 13-20 L 73,533
 9/5 20-14 W 34,500
 9/12 14-17 L 46,045

OPPONENT
 Oakland Raiders (Oakland-Alameda County Coliseum)
 Kansas City Chiefs (Municipal Stadium) Fri
 Denver Broncos (Mile High Stadium)
 Miami Dolphins (Orange Bowl)
 Detroit Lions (Raleigh, NC-Carter Stadium)
 Washington Redskins (RFK Stadium)

1971 RECORD: 3-4
 7/30 24-17 W 52,289
 8/7 3-10 L 16,771
 8/14 21-13 W 17,593
 8/22 20-23 L 91,745
 8/28 20-14 W 46,045
 9/3 14-27 L 22,291
 9/11 3-24 L 50,212

OPPONENT
 College All-Stars (Chicago, Ill.-Soldier Field) Fri
 Kansas City Chiefs (Memorial Stadium)
 Chicago Bears (Memorial Stadium)
 Detroit Lions (Ann Arbor, Mich.-Michigan Stadium) Sun
 Washington Redskins (RFK Stadium)
 Dallas Cowboys (Memorial Stadium) Fri
 Oakland Raiders (Jacksonville, Fla.-Gator Bowl)

1972 RECORD: 3-3
 8/4 3-33 L 42,864
 8/14 0-16 L 53,627
 8/21 23-17 W 76,882
 8/26 16-13 W 37,221
 9/1 17-24 L 40,238
 9/10 20-13 W 49,605

OPPONENT
 Washington Redskins (Tampa, Fla.-Tampa Stadium) Fri
 Oakland Raiders (Oakland-Alameda County Coliseum) Sun
 Kansas City Chiefs (Arrowhead Stadium) Sun
 Pittsburgh Steelers (Tampa, Fla.-Tampa Stadium) Fri
 Detroit Lions (Tampa, Fla.-Tampa Stadium) Fri
 Denver Broncos (Mile High Stadium) Sun

1973 RECORD: 2-4
 8/4 7-34 L 50,350
 8/11 20-34 L 57,122
 8/18 32-28 W 33,174
 8/25 3-20 L 54,947
 9/1 9-20 L 41,571
 9/9 17-10 W 41,860

OPPONENT
 Pittsburgh Steelers (Three Rivers Stadium)
 Atlanta Falcons (Fulton County Stadium)
 Detroit Lions (Memphis, Tenn.-Liberty Bowl)
 Washington Redskins (RFK Stadium)
 Houston Oilers (Astrodome)
 Denver Broncos (Mile High Stadium) Sun

1974 RECORD: 1-4
 8/9 3-6 L 6,792
 8/17 37-3 W 25,116
 8/26 16-20 L 29,987
 8/31 7-23 L 39,668
 9/6 6-7 L 29,704

OPPONENT
 Detroit Lions (Memorial Stadium) Mon
 Cleveland Browns (Tampa, Fla.-Tampa Stadium)
 Chicago Bears (Memorial Stadium) Mon
 Atlanta Falcons (Fulton County Stadium)
 Washington Redskins (RFK Stadium) Fri

1975 RECORD: 2-4
 8/9 23-20 W 35,269
 8/16 3-10 L 43,097
 8/22 10-31 L 32,081
 8/30 3-27 L 60,643
 9/8 26-21 W 30,505
 9/12 10-24 L 30,110

OPPONENT
 Denver Broncos (Mile High Stadium)
 Atlanta Falcons (Lincoln, Neb.-Memorial Stadium)
 Pittsburgh Steelers (Memorial Stadium) Fri
 New Orleans Saints (Louisiana Superdome)
 Houston Oilers (Astrodome) Mon
 Washington Redskins (Memorial Stadium) Fri

1976 RECORD: 2-4
 7/31 21-0 W 20,304
 8/6 20-3 W 35,575
 8/14 14-25 L 54,338
 8/20 20-26 L *38,879
 8/28 7-21 L 24,986
 9/2 9-24 L 54,217

OPPONENT
 Cleveland Browns (Lincoln, Neb.-Memorial Stad.)
 Washington Redskins (Memorial Stadium) Fri
 Chicago Bears (Soldier Field)
 New Orleans Saints (Memorial Stadium) Fri
 Atlanta Falcons (Fulton County Stadium)
 Detroit Lions (Pontiac Silverdome) Thu

1977 RECORD: 3-3
 8/5 8-14 L 40,059
 8/14 14-7 W 37,189
 8/19 29-7 W 45,529
 8/27 21-23 L 54,835
 9/2 21-10 W 40,695
 9/10 0-14 L 47,032

OPPONENT
 Denver Broncos (Mile High Stadium)
 Houston Oilers (Astrodome) Sun
 Minnesota Vikings (Memorial Stadium) Fri
 Dallas Cowboys (Texas Stadium)
 Detroit Lions (Memorial Stadium) Fri
 Tampa Bay Buccaneers (Tampa Stadium)

1978 RECORD: 1-3
 8/5 10-22 L 41,819
 8/12 12-23 L 64,139
 8/18 16-17 L 42,731
 8/26 13-7 W 49,718
 8/31 17-14 W 36,733
 8/11 3-24 L 43,056
 8/17 17-31 L 44,251
 8/24 17-7 W 36,434

OPPONENT
 Pittsburgh Steelers (Memorial Stadium)
 Tampa Bay Buccaneers (Tampa Stadium)
 Washington Redskins (Memorial Stadium) Fri
 Detroit Lions (Pontiac Silverdome)

1979 RECORD: 2-2
 8/3 17-14 W 36,733
 8/11 3-24 L 43,056
 8/17 17-31 L 44,251
 8/24 17-7 W 36,434

OPPONENT
 Philadelphia Eagles (Memorial Stadium) Fri.
 Cleveland Browns (Cleveland Municipal Stadium)
 Philadelphia Eagles (Veterans Stadium) Fri
 Detroit Lions (Memorial Stadium) Fri

ADMINISTRATION
 COACHING STAFF
 FOOTBALL OPERATIONS
 FOOTBALL STAFF
 PLAYERS
 2011 SEASON IN REVIEW
 COLTS HISTORY
 RECORDS
 COLTS IN THE COMMUNITY



ADMINISTRATION

COACHING STAFF

FOOTBALL OPERATIONS

FOOTBALL STAFF

PLAYERS

2011 SEASON IN REVIEW

COLTS HISTORY

RECORDS

COLTS IN THE COMMUNITY

1980 RECORD: 2-2

8/9	3-13	L	31,636
8/16	17-3	W	53,314
8/22	37-20	W	27,163
8/29	35-51	L	51,103

1981 RECORD: 0-4

8/8	23-24	L	46,792
8/15	17-20	L	40,716
8/22	7-13	L	44,937
8/28	17-31	L	55,794

1982 RECORD: 3-2

8/7	14-30	L	23,379
8/14	19-14	W	31,985
8/21	34-3	W	56,748
8/28	15-37	L	52,471
9/4	26-17	W	58,972

1983 RECORD: 2-2

8/4	15-0	W	42,359
8/13	10-7	W	56,061
8/20	14-27	L	32,205
8/26	7-10	L	37,420

1984 RECORD: 1-3

8/4	3-24	L	37,559
8/11	26-20	W	60,236
8/18	0-31	L	68,951
8/25	17-34	L	54,479

1985 RECORD: 2-2

8/10	19-7	W	60,014
8/17	24-13	W	46,252
8/24	3-20	L	71,406
8/30	21-31	L	60,006

1986 RECORD: 1-3

8/8	14-21	L	55,443
8/16	21-38	L	66,030
8/23	20-13	W	57,921
8/30	20-23	L*	57,969

1987 RECORD: 3-1

8/15	22-19	W	45,753
8/22	13-37	L	49,304
8/29	17-6	W	51,975
9/5	23-16	W	50,111

1988 RECORD: 3-1

8/6	20-7	W	44,258
8/13	25-21	W	53,720
8/20	18-6	W	54,117
8/25	20-21	L	73,957

1989 RECORD: 4-0

8/12	31-7	W	57,771
8/19	24-23	W	30,218
8/26	30-0	W	54,750
9/2	38-34	W	55,128

1990 RECORD: 0-4

8/11	7-16	L	51,044
8/17	10-13	L	52,475
8/27	16-17	L	47,999
8/31	14-17	L	54,796

OPPONENT
 Washington Redskins (Memorial Stadium)
 Green Bay Packers (Milwaukee County Stadium)
 NY Giants (Memorial Stadium) Fri
 Atlanta Falcons (Fulton County Stadium) Fri

OPPONENT
 New Orleans Saints (Louisiana Superdome)
 NY Giants (Giants Stadium)
 Washington Redskins (Memorial Stadium)
 Seattle Seahawks (Kingdome) Fri

OPPONENT
 Minnesota Vikings (Canton, Ohio-Fawcett Stadium-HOF)
 NY Giants (Memorial Stadium)
 Atlanta Falcons (Tempe, Ariz.-Sun Devil Stadium)
 Pittsburgh Steelers (Three Rivers Stadium)
 Chicago Bears (Soldier Field)

OPPONENT
 Houston Oilers (Astrodome) Thu
 Minnesota Vikings (HHH Metrodome)
 NY Giants (Giants Stadium)
 Atlanta Falcons (Fulton County Stadium) Fri

OPPONENT
 Miami Dolphins (Orange Bowl)
 NY Giants (Hoosier Dome)
 Denver Broncos (Mile High Stadium)
 Green Bay Packers (Lambeau Field)

OPPONENT
 Seattle Seahawks (Hoosier Dome)
 Chicago Bears (Soldier Field)
 Denver Broncos (Mile High Stadium)
 Cincinnati Bengals (Hoosier Dome) Fri

OPPONENT
 Seattle Seahawks (Kingdome) Fri
 Chicago Bears (Soldier Field)
 Detroit Lions (Hoosier Dome)
 Minnesota Vikings (Hoosier Dome)

OPPONENT
 Detroit Lions (Pontiac Silverdome)
 Minnesota Vikings (HHH Metrodome)
 Houston Oilers (Hoosier Dome)
 Tampa Bay Buccaneers (Hoosier Dome)

OPPONENT
 Tampa Bay Buccaneers (Tampa Stadium)
 Green Bay Packers (Hoosier Dome)
 New Orleans Saints (Hoosier Dome)
 Denver Broncos (Mile High Stadium) Thu

OPPONENT
 New Orleans Saints (Louisiana Superdome)
 Green Bay Packers (Lambeau Field)
 Tampa Bay Buccaneers (Hoosier Dome)
 Denver Broncos (Hoosier Dome)

OPPONENT
 Denver Broncos (Hoosier Dome)
 Seattle Seahawks (Kingdome) Fri
 Philadelphia Eagles (Hoosier Dome) Mon
 New Orleans Saints (Louisiana Superdome) Fri

1991 RECORD: 1-3

8/2	3-10	L	75,375
8/10	7-17	L	47,943
8/17	34-28	W	45,963
8/23	21-23	L	52,687

1992 RECORD: 2-2

8/8	34-14	W	42,786
8/15	10-27	L	43,727
8/22	0-20	L	55,362
8/28	21-10	W	65,557

1993 RECORD: 2-2

8/7	16-13	W*	45,055
8/14	7-24	L	42,792
8/20	18-7	W	43,642
8/27	10-41	L	56,811

1994 RECORD: 4-0

8/5	13-9	W	40,469
8/13	26-21	W	49,089
8/20	17-14	W	45,650
8/25	24-7	W	39,052

1995 RECORD: 3-1

8/4	21-34	L	39,946
8/12	20-17	W	38,006
8/19	20-17	W*	55,624
8/24	29-7	W	45,626

1996 RECORD: 3-2

7/27	10-7	W	23,376
8/3	25-28	L	45,024
8/10	12-16	L	12,851
8/17	15-13	W	39,930
8/24	30-6	W	49,081

1997 RECORD: 2-2

8/1	20-16	W	47,913
8/9	17-23	L	56,447
8/16	3-45	L	52,844
8/21	16-3	W	47,417

1998 RECORD: 2-2

8/8	21-24	L	52,645
8/17	30-27	W	36,598
8/22	3-33	L	47,820
8/27	20-17	W	42,852

1999 RECORD: 3-1

8/7	6-9	L	37,721
8/14	20-17	W	41,998
8/21	37-7	W	41,788
9/2	31-28	W	41,074

2000 RECORD: 3-2

7/29	13-20	L	47,985
8/5	16-28	L	68,578
8/12	17-0	W	20,105
8/19	24-23	W	87,145
8/24	32-30	W	51,337

2001 RECORD: 2-2

8/11	28-21	W	45,089
8/18	26-27	L	48,165
8/24	21-28	L	63,804
8/30	23-17	W	42,032

OPPONENT
 Denver Broncos (Mile High Stadium) Fri
 Seattle Seahawks (Hoosier Dome)
 New Orleans Saints (Hoosier Dome)
 Philadelphia Eagles (Veterans Stadium) Fri

OPPONENT
 New England Patriots (Hoosier Dome)
 Seattle Seahawks (Hoosier Dome)
 Pittsburgh Steelers (Hoosier Dome)
 Cincinnati Bengals (Riverfront Stadium)
 Kansas City Chiefs (Arrowhead Stadium) Fri

OPPONENT
 Seattle Seahawks (Kingdome)
 Cincinnati Bengals (Hoosier Dome)
 Los Angeles Raiders (Hoosier Dome) Fri
 Green Bay Packers (Lambeau Field) Fri

OPPONENT
 Seattle Seahawks (RCA Dome) Fri
 Cincinnati Bengals (Riverfront Stadium)
 Pittsburgh Steelers (Three Rivers Stadium)
 Cleveland Browns (RCA Dome) Thu

OPPONENT
 Cincinnati Bengals (RCA Dome) Fri
 Seattle Seahawks (Kingdome)
 Green Bay Packers (Lambeau Field)
 Chicago Bears (RCA Dome) Thu

OPPONENT
 New Orleans Saints (Canton, Ohio-Fawcett Stadium-HOF)
 Cincinnati Bengals (Riverfront Stadium)
 Houston Oilers (Astrodome)
 Seattle Seahawks (RCA Dome)
 Green Bay Packers (RCA Dome)

OPPONENT
 Cincinnati Bengals (RCA Dome) Fri
 San Diego Chargers (Qualcomm Stadium)
 Seattle Seahawks (Kingdome)
 Detroit Lions (RCA Dome) Thu

OPPONENT
 Seattle Seahawks (Kingdome)
 Cincinnati Bengals (Cinergy Field) Mon
 San Diego Chargers (RCA Dome)
 Detroit Lions (RCA Dome) Thu

OPPONENT
 Chicago Bears (Soldier Field)
 Cincinnati Bengals (RCA Dome)
 New Orleans Saints (Louisiana Superdome)
 Seattle Seahawks (RCA Dome) Thu

OPPONENT
 Atlanta Falcons (RCA Dome)
 Seattle Seahawks (Husky Stadium)
 New Orleans Saints (West Lafayette, Ind.-Ross-Ade Stadium)
 Pittsburgh Steelers (Mexico City, Mex.-Azteca Stadium)
 Minnesota Vikings (RCA Dome) Thu

OPPONENT
 Seattle Seahawks (RCA Dome)
 Detroit Lions (RCA Dome)
 Minnesota Vikings (HHH Metrodome) Fri
 Cincinnati Bengals (Paul Brown Stadium) Thu



2002	RECORD: 2-2	OPPONENT
8/10	28-10 W 52,902	Seattle Seahawks (Seahawks Stadium)
8/17	10-22 L 40,860	Cincinnati Bengals (RCA Dome)
8/24	19-7 W 41,406	Buffalo Bills (RCA Dome)
8/30	21-25 L 67,247	New Orleans Saints (Louisiana Superdome) Fri
2003	RECORD: 3-1	OPPONENT
8/9	18-20 L 52,634	Chicago Bears (Champaign, Illinois-Memorial Stadium)
8/15	21-7 W 37,469	Seattle Seahawks (RCA Dome) Fri
8/25	28-23 W 72,510	Denver Broncos (Invesco Field at Mile High Stadium) Mon
8/29	21-20 W 38,534	Cincinnati Bengals (RCA Dome) Fri
2004	RECORD: 2-2	OPPONENT
8/14	21-17 W 33,281	San Diego Chargers (Qualcomm Stadium)
8/21	7-31 L 44,834	NY Jets (RCA Dome)
8/28	30-17 W 56,356	Buffalo Bills (RCA Dome)
9/3	13-16 L 53,567	Cincinnati Bengals (Paul Brown Stadium) Fri
2005	RECORD: 0-5	OPPONENT
8/6	21-27 L 45,203	Atlanta Falcons (Tokyo, Japan, Tokyo Dome)
8/13	10-17 L 56,045	Buffalo Bills (RCA Dome)
8/20	17-24 L 52,704	Chicago Bears (RCA Dome)
8/27	24-37 L 74,152	Denver Broncos (Invesco Field at Mile High Stadium)
9/2	0-38 L 59,781	Cincinnati Bengals (Paul Brown Stadium) Fri
2006	RECORD: 1-3	OPPONENT
8/10	17-19 L 60,620	St. Louis Rams (Edward Jones Dome) Thu
8/20	17-30 L 56,596	Seattle Seahawks (RCA Dome) Sun
8/26	27-14 W 58,228	New Orleans Saints (Jackson, Miss., Mississippi Veterans Memorial Stadium)
9/1	3-20 L 56,512	Cincinnati Bengals (RCA Dome) Fri
2007	RECORD: 1-3	OPPONENT
8/9	10-23 L 60,175	Dallas Cowboys (Texas Stadium) Thu
8/20	24-27 L 56,769	Chicago Bears (RCA Dome) Mon
8/25	37-10 W 57,101	Detroit Lions (RCA Dome)
9/1	6-14 L 65,243	Cincinnati Bengals (Paul Brown Stadium) Fri

2008	RECORD: 1-4	OPPONENT
8/3	16-30 L 22,216	Washington Redskins (Canton, Ohio, Fawcett Stadium) Sun
8/9	20-23 L* 70,492	Carolina Panthers (Bank of America Stadium)
8/16	16-9 W 59,693	Atlanta Falcons (Georgia Dome)
8/24	7-20 L 65,333	Buffalo Bills (Lucas Oil Stadium) Sun
8/28	7-27 L 64,931	Cincinnati Bengals (Lucas Oil Stadium) Thu
2009	RECORD: 1-3	OPPONENT
8/14	3-13 L 65,484	Minnesota Vikings (Lucas Oil Stadium) Fri
8/20	23-15 W 64,516	Philadelphia Eagles (Lucas Oil Stadium) Thu
8/29	17-18 L 37,011	Detroit Lions (Ford Field)
9/3	7-38 L 56,527	Cincinnati Bengals (Paul Brown Stadium) Thu
2010	RECORD: 0-4	OPPONENT
8/15	17-37 L 65,664	San Francisco 49ers (Lucas Oil Stadium) Sun
8/19	21-34 L 39,583	Buffalo Bill (Toronto, Canada, Rogers Centre) Thu
8/26	24-59 L 68,987	Green Bay Packers (Lambeau Field) Thu
9/2	28-30 L 65,622	Cincinnati Bengals (Lucas Oil Stadium) Thu
2011	RECORD: 1-3	OPPONENT
8/13	10-33 L 55,461	St. Louis Rams (Edward Jones Dome)
8/19	3-16 L 64,753	Washington Redskins (Lucas Oil Stadium) Fri
8/26	21-24 L 65,285	Green Bay Packers (Lucas Oil Stadium) Fri
9/1	17-13 W 39,797	Cincinnati Bengals (Paul Brown Stadium) Thu

ADMINISTRATION
COACHING STAFF
FOOTBALL OPERATIONS
FOOTBALL STAFF
PLAYERS
2011 SEASON IN REVIEW
COLTS HISTORY
RECORDS
COLTS IN THE COMMUNITY

PRESEASON SERIES RECORDS
Won 145, Lost 132, Tied 4

	Won	Lost	Tied	First Meeting	Won	Lost	Tied	First Meeting
Arizona Cardinals.....	6	5	1	1953	Minnesota Vikings.....	4	6	0 1961
Atlanta Falcons.....	2	8	0	1973	New England Patriots.....	2	0	0 1967
Buffalo Bills.....	3	3	0	1969	New Orleans Saints.....	7	5	0 1975
Carolina Panthers.....	0	1	0	2008	New York Giants.....	7	5	0 1953
Chicago Bears.....	5	8	1	1957	New York Jets.....	0	1	0 2004
Cincinnati Bengals.....	7	13	0	1985	Oakland Raiders.....	4	2	0 1968
Cleveland Browns.....	5	2	0	1953	Philadelphia Eagles.....	10	9	0 1953
College All-Stars.....	3	0	0	1959	Pittsburgh Steelers.....	11	9	0 1953
Dallas Cowboys.....	5	4	0	1960	St. Louis Rams.....	0	2	0 2006
Denver Broncos.....	6	7	0	1970	San Diego Chargers.....	2	2	0 1969
Detroit Lions.....	13	7	1	1964	San Francisco 49ers.....	0	1	0 2010
Green Bay Packers.....	5	4	0	1980	Seattle Seahawks.....	9	9	0 1981
Kansas City Chiefs.....	3	1	0	1970	Tampa Bay Buccaneers.....	3	2	0 1977
Miami Dolphins.....	2	2	0	1968	Tennessee Titans.....	5	2	0 1969
					Washington Redskins.....	15	12	1 1953



ALL-TIME SERIES RECORDS

(HOME GAMES IN BLUE; PLAYOFF GAMES IN **BOLD**; *OT;
RECORDS DENOTE THE RESPECTIVE WON-LOSS MARKS OF EACH TEAM ENTERING THE GAME)

COLTS vs. ARIZONA

Points-Allowed: 308-233

Regular Season: 8-6

Home: 213-162

Home: 6-4

Away: 95-71

Away: 2-2

Colts Longest Series Streaks: Won 4, Lost 4

DATE	RECORDS		RESULTS	DATE	RECORDS		RESULTS	DATE	RECORDS		RESULTS
	COLTS	OP			COLTS	OP			COLTS	OP	
11/19/61	4-5	4-5	16-0 W	10/8/78	1-4	0-5	30-17 W	12/20/92	7-7	4-10	16-13 W
10/12/64	3-1	3-0-1	47-27 W	10/26/80	4-3	2-5	10-17 L	19/1/96	0-0	0-0	20-13 W
11/17/68	8-1	5-3-1	27-0 W	11/22/81	1-10	4-7	24-35 L	11/1/06	13-2	5-10	17-13 W
9/17/72	0-0	0-0	3-10 L	19/16/84	1-1	1-1	33-34 L	19/27/09	2-0	1-1	31-10 W
12/4/76	10-2	8-4	17-24 L	12/10/90	5-6	3-8	17-20 L				

STADIUMS:	Memorial 3-3	Hoosier/RCA 3-1	Busch Memorial 1-1	Sun Devil 0-1	University of Phoenix Stadium 1-0
CARDINALS:	Chicago 1953-59	St. Louis 1960-87	Phoenix/Arizona 1988-present		

COLTS vs. ATLANTA

Points-Allowed: 408-230

Regular Season: 13-2

Home: 194-111

Home: 6-1

Away: 214-119

Away: 7-1

Colts Longest Series Streaks: Won 10, Lost 1

DATE	RECORDS		RESULTS	DATE	RECORDS		RESULTS	DATE	RECORDS		RESULTS
	COLTS	OP			COLTS	OP			COLTS	OP	
11/13/66	6-2	0-8	19-7 W	10/5/69	0-2	1-1	21-14 W	12/16/01	4-8	6-6	41-27 W
9/17/67	0-0	0-0	38-31 W	11/30/69	6-4	3-7	13-6 W	12/14/03	10-3	3-10	38-7 W
11/12/67	6-0-2	1-6-1	49-7 W	11/17/74	1-8	2-7	17-7 W	11/22/07	8-2	3-7	31-13 W
9/23/68	1-0	0-1	28-20 W	12/7/86	0-13	6-6-1	28-23 W	11/6/11	0-9	4-3	7-31 L
12/1/68	10-1	2-9	44-0 W	9/24/89	0-2	1-1	13-9 W				

Sweeps:	Colts (3): 1967,68,69					
STADIUMS:	Memorial 3-0	Hoosier/RCA 3-0	Lucas Oil 0-1	Grant Field 1-0	Fulton County 5-0	Georgia Dome 1-1

COLTS vs. BALTIMORE

Points-Allowed: 287-206

Regular Season: 7-3

Home: 119-57

Home: 4-0

Away: 168-149

Away: 3-3

Colts Longest Series Streaks: Won 8, Lost 2

DATE	RECORDS		RESULTS	DATE	RECORDS		RESULTS	DATE	RECORDS		RESULTS
	COLTS	OP			COLTS	OP			COLTS	OP	
10/13/96	4-1	2-3	26-21 W	12/19/04	10-3	9-5	20-10 W	10/12/08	2-2	2-2	31-3 W
11/29/98	2-9	4-7	31-38 L	9/11/05	0-0	0-0	24-7 W	11/22/09	9-0	5-4	17-15 W
12/2/01	4-6	7-4	27-39 L	11/3/07	13-4	13-3	15-6 W	1/16/10	14-2	10-7	20-3 W
10/13/02	3-1	2-2	22-20 W	12/9/07	10-2	4-8	44-20 W	12/11/11	0-13	9-3	10-24 L

STADIUMS:	Hoosier/RCA 3-0	Lucas Oil 2-0	Raven's Stadium at Camden Yard/PSI/Net/M&T Bank 4-3
------------------	-----------------	---------------	---

COLTS vs. BUFFALO

Points-Allowed: 1278-1377

Regular Season: 30-35-1

Home: 676-651

Home: 17-14-1

Away: 602-726

Away: 13-21

Colts Longest Series Streaks: Won 6, Lost 6

DATE	RECORDS		RESULTS	DATE	RECORDS		RESULTS	DATE	RECORDS		RESULTS
	COLTS	OP			COLTS	OP			COLTS	OP	
11/15/70	7-1	3-5	17-17 T	9/13/81	1-0	11-10	13-35 L	11/29/92	4-7	9-2	16-13 W*
12/13/70	9-2-1	3-8-1	20-14 W	10/4/81	1-3	12-12	17-23 L	11/21/93	3-6	7-2	19-23 L
10/10/71	2-1	0-3	43-0 W	11/28/82	0-3	2-1	0-20 L	1/2/94	4-11	11-4	10-30 L
12/5/71	8-3	1-10	24-0 W	9/18/83	1-1	1-1	23-28 L	10/16/94	2-4	4-2	27-17 W
10/1/72	0-2	1-1	17-0 W	10/16/83	4-2	4-2	7-30 L	12/24/94	7-8	7-8	10-9 W
12/3/72	4-7	3-8	35-7 W	9/30/84	1-3	0-4	31-17 W	9/17/95	1-1	1-1	14-20 L
10/14/73	1-3	3-1	13-31 L	12/2/84	4-9	1-12	15-21 L	11/5/95	5-3	5-3	10-16 L
11/25/73	2-8	5-5	17-24 L	10/6/85	1-3	0-4	49-17 W	10/6/96	4-0	3-1	13-16 L*
10/13/74	0-4	3-1	14-27 L	10/20/85	2-4	0-6	9-21 L	12/1/96	6-6	9-3	13-10 W*
12/1/74	2-9	8-3	0-6 L	10/19/86	0-6	1-5	13-24 L	9/21/97	0-3	1-2	35-37 L
10/12/75	1-2	3-0	31-38 L	12/14/86	1-13	4-10	24-14 W	10/20/97	0-6	3-3	16-9 L
11/9/75	3-4	5-2	42-35 W	10/4/87	0-2	1-1	47-6 W	10/11/98	1-4	1-3	24-31 L
10/17/76	4-1	2-3	31-13 W	12/13/87	7-5	6-6	3-27 L	11/22/98	2-8	6-4	11-34 L
12/12/76	10-3	2-11	58-20 W	10/9/88	1-4	4-1	23-34 L	9/12/99	0-0	0-0	31-14 W
10/2/77	2-0	0-2	17-14 W	12/18/88	8-7	12-3	17-14 W	1/2/00	13-2	10-5	6-31 L
11/13/77	7-1	2-6	31-13 W	10/8/89	2-2	3-1	37-14 W	10/1/00	2-1	2-1	18-16 W
9/24/78	1-2	0-3	17-24 L	11/12/89	4-5	6-3	17-30 L	12/11/00	7-6	7-6	44-20 W
12/17/78	5-10	4-11	14-21 L	9/9/90	0-0	0-0	10-26 L	9/23/01	1-0	0-1	42-26 W
9/30/79	0-4	2-2	13-31 L	12/9/90	5-7	10-2	17-31 L	11/4/01	3-3	1-5	30-14 W
10/21/79	1-6	3-4	14-13 W	10/13/91	0-6	5-1	16-42 L	11/23/03	8-2	4-6	17-14 W
10/12/80	3-2	5-0	17-12 W	12/15/91	1-13	12-2	17-35 L	11/12/06	8-0	3-5	17-16 W
11/30/80	6-6	9-3	28-24 W	9/20/92	1-1	2-0	10-38 L	1/3/10	14-1	5-10	7-30 L

Sweeps:	Colts (8): 1971,72,76,77,80,94,00,01	Bills (11): 1973,74,78,81,83,90,91,93,95,97,98		
Splits (11):	1975,79,84-89,92,96,99			
STADIUMS:	Memorial 5-7-1	Hoosier/RCA 12-7	War Memorial 3-0	Rich/Ralph Wilson 10-21



COLTS vs. CAROLINA

Points-Allowed: 99-97

Regular Season: 1-4
Home: 39-50

Home: 0-3
Away: 41-20

Away: 1-1
Colts Longest Series Streaks: Won 1, Lost 3

RECORDS			RESULTS	RECORDS			RESULTS	RECORDS			RESULTS
DATE	COLTS	OP	DATE	COLTS	OP	DATE	COLTS	OP	DATE	COLTS	OP
12/3/95	7-5	5-7	10/12/03	5-0	4-0	11/27/11	0-10	2-8	12/27/98	3-12	3-12
			10/12/07	6-0	4-2						

STADIUMS: Hoosier/RCA 0-2 Lucas Oil 0-1 Clemson Memorial 0-1 Bank of America Stadium 1-0

COLTS vs. CHICAGO

Points-Allowed: 877-825

Regular Season: 22-18
Home: 426-403

Home: 11-9
Away: 422-405

Away: 11-9
Playoffs: 1-0 (Neutral Site)
Colts Longest Series Streaks: Won 7, Lost 6

RECORDS			RESULTS	RECORDS			RESULTS	RECORDS			RESULTS
DATE	COLTS	OP	DATE	COLTS	OP	DATE	COLTS	OP	DATE	COLTS	OP
9/27/53	0-0	0-0	10/2/60	1-0	1-0	10/8/67	3-0	1-2	10/11/53	1-1	1-1
10/11/53	1-1	1-1	10/21/62	3-2	3-2	10/16/68	3-0	1-2	10/10/54	1-1	1-1
10/10/54	1-1	1-1	11/25/62	5-5	6-4	10/24/70	5-4	1-8	11/21/54	1-7	4-4
11/21/54	1-7	4-4	10/29/61	3-3	4-2	20-21 L	11/29/70	7-2-1	4-6	21-20 W	1-7
9/25/55	0-0	0-0	10/21/62	3-2	3-2	15-35 L	9/21/75	0-0	0-0	35-7 W	0-0
10/16/55	3-0	0-3	10/38 L	11/25/62	5-5	6-4	0-57 L	9/25/83	1-2	1-2	22-19 W*
9/30/56	0-0	0-0	28-21 W	10/6/63	1-2	3-0	3-10 L	12/8/85	3-10	12-1	10-17 L
10/21/56	1-2	2-1	27-58 L	11/3/63	3-4	6-1	7-17 L	9/11/88	0-1	1-0	13-17 L
10/5/57	1-0	0-1	21-10 W	11/1/64	1-1	1-1	52-0 W	11/17/91	1-9	8-2	17-31 L
11/17/57	4-3	3-4	29-14 W	11/8/64	7-1	2-6	40-24 W	11/5/00	6-2	1-7	24-27 L
10/4/58	1-0	1-0	51-38 W	11/7/65	6-1	4-3	26-21 W	11/21/04	6-3	4-5	41-10 W
11/16/58	6-1	5-2	17-0 W	12/5/65	9-1-1	7-4	0-13 L	2/4/07	15-4	15-3	29-17 W
10/3/59	1-0	0-1	21-26 L	10/9/66	2-1	1-2	17-27 L	9/7/08	0-0	0-0	13-29 L
10/18/59	2-1	1-2	21-7 W	12/4/66	7-4	4-5-2	21-16 W				

Sweeps: Colts (5): 1953,57,58,60,64 Bears (4): 1954,61,62,63
 Spilts (5): 1955,56,59,65,66
 STADIUMS: Hoosier/RCA 11-6 Lucas Oil 0-1 Wrigley Field 9-7 Soldier Field 2-2 Dolphin Stadium 1-0

COLTS vs. CINCINNATI

Points-Allowed: 655-555

Regular Season: 16-9
Home: 378-308

Home: 9-6
Away: 277-247

Away: 7-3
Playoffs: 1-0
Colts Longest Series Streaks: Won 7, Lost 3

RECORDS			RESULTS	RECORDS			RESULTS	RECORDS			RESULTS
DATE	COLTS	OP	DATE	COLTS	OP	DATE	COLTS	OP	DATE	COLTS	OP
12/26/70	11-2-1	8-6	17-0 W	9/13/87	0-0	0-0	21-23 L	12/13/98	2-11	2-11	39-26 W
11/19/72	2-7	5-4	20-19 W	10/22/89	3-3	4-2	23-12 W	10/24/99	3-2	1-5	31-10 W
11/3/74	1-6	4-3	14-24 L	11/25/90	4-6	6-4	34-20 W	10/6/02	2-1	0-4	28-21 W
9/19/76	1-0	1-0	28-27 W	12/27/92	8-7	5-10	21-17 W	11/20/05	9-0	7-2	45-37 W
11/4/79	3-6	2-7	38-28 W	9/12/93	0-1	0-1	9-6 W	12/18/06	10-3	8-5	34-16 W
12/7/80	7-6	4-9	33-34 L	11/20/94	4-6	2-8	17-13 W	12/7/08	8-4	1-10-1	35- 3 W
10/11/81	1-4	3-2	19-41 L	9/3/95	0-0	0-0	21-24 L*	11/14/10	5-3	2-6	23-17 W
12/5/82	0-4	3-1	17-20 L	12/22/96	9-6	7-8	24-31 L	10/16/11	0-5	3-2	17-27 L
10/2/83	2-2	1-3	34-31 W	11/9/97	0-9	2-7	13-28 L				

STADIUMS: Memorial 3-3 Hoosier/RCA 4-3 Lucas Oil 2-0 Riverfront/Cinergy 7-2 Paul Brown Stadium 1-1

COLTS vs. CLEVELAND

Points-Allowed: 560-603

Regular Season: 12-14
Home: 251-301

Home: 5-9
Away: 309-302

Away: 7-5
Playoffs: 2-2
Colts Longest Series Streaks: Won 5, Lost 6

RECORDS			RESULTS	RECORDS			RESULTS	RECORDS			RESULTS
DATE	COLTS	OP	DATE	COLTS	OP	DATE	COLTS	OP	DATE	COLTS	OP
11/11/56	2-3	2-4	21-7 W	11/19/78	5-6	5-6	24-45 L	12/1/91	1-11	5-7	0-31 L
11/1/59	4-1	3-2	31-38 L	9/16/79	0-2	2-0	10-13 L	9/6/92	0-0	0-0	14-3 W
10/14/62	2-2	2-2	36-14 W	11/9/80	5-4	6-3	27-28 L	9/26/93	1-1	3-0	23-10 W
12/27/64	12-2	10-3-1	0-27 L	10/25/81	1-6	3-4	28-42 L	9/25/94	1-2	2-1	14-21 L
10/20/68	5-0	2-3	20-30 L	11/27/83	6-6	7-5	23-41 L	12/26/99	12-2	2-13	29-28 W
12/29/68	14-1	11-4	34-0 W	11/2/86	0-8	5-3	9-24 L	12/15/02	8-5	7-6	28-23 W
9/26/71	1-0	1-0	13-14 L	12/6/87	6-5	7-4	9-7 W	9/7/03	0-0	0-0	9-6 W
12/26/71	10-4	9-5	20-13 W	1/9/88	9-6	10-5	21-38 L	9/25/05	3-0	1-1	13-6 W
9/16/73	0-0	0-0	14-24 L	9/19/88	0-2	1-1	17-23 L	11/30/08	7-4	4-7	10-6 W
11/2/75	2-4	0-6	21-7 W	12/10/89	6-7	7-5-1	23-17 W*	9/18/11	0-1	0-1	19-27 L

STADIUMS: Memorial 1-5 Hoosier/RCA 4-3 Lucas Oil 0-1 Municipal/Cleveland 5-7 Cleveland Browns Stadium 4-0
 BROWNS: Cleveland 1953-95, 1999-present

COLTS vs. DALLAS

Points-Allowed: 261-342

Regular Season: 5-9
Home: 121-160

Home: 3-4
Away: 124-169

Away: 2-5
Playoffs: 1-0 (Neutral Site)
Colts Longest Series Streaks: Won 3, Lost 6

RECORDS			RESULTS	RECORDS			RESULTS	RECORDS			RESULTS
DATE	COLTS	OP	DATE	COLTS	OP	DATE	COLTS	OP	DATE	COLTS	OP
10/30/60	3-2	0-5	45-7 W	9/26/76	2-0	2-0	27-30 L	9/15/96	2-0	1-1	25-24 W
12/3/67	9-2	8-3	23-17 W	9/4/78	0-0	0-0	0-38 L	10/31/99	4-2	4-2	34-24 W
12/13/69	7-4-1	9-2-1	10-27 L	12/6/81	1-12	10-3	13-37 L	11/17/02	5-4	3-6	20-30 W
1/17/71	13-2-1	12-4	16-13 W	10/28/84	3-5	5-3	3-22 L	11/19/06	9-0	5-4	14-21 L
10/15/72	1-3	3-1	0-21 L	10/10/93	2-2	2-2	3-27 L	12/5/10	6-5	3-8	28-31 L*

STADIUMS: Memorial 1-2 Hoosier/RCA 2-1 Lucas Oil 0-1 Cotton Bowl 1-1 Texas 1-4 Orange Bowl 1-0

ADMINISTRATION
COACHING STAFF
FOOTBALL OPERATIONS
FOOTBALL STAFF
PLAYERS
2011 SEASON IN REVIEW
COLTS HISTORY
RECORDS
COLTS IN THE COMMUNITY



COLTS vs. DENVER

Points-Allowed: 463-438

Regular Season: 8-11

Home: 307-216

Home: 5-5

Away: 156-222

Away: 3-6

Colts Longest Series Streaks: Won 5, Lost 4

Playoffs: 2-0

Colts Longest Series Streaks: Won 5, Lost 4

DATE	RECORDS		RESULTS	DATE	RECORDS		RESULTS	DATE	RECORDS		RESULTS
	COLTS	OP			COLTS	OP			COLTS	OP	
11/10/74	1-7	3-4-1	6-17 L	10/31/88	3-5	4-4	55-23 W	1/4/04	12-4	10-6	41-10 W
11/27/77	9-1	9-1	13-27 L	10/15/89	3-2	4-1	3-14 L	1/2/05	12-3	9-6	14-33 L
10/22/78	2-5	5-2	7-6 W	10/21/90	2-3	2-4	17-27 L	1/9/05	12-4	10-6	49-24 W
9/20/81	1-1	1-1	10-28 L	10/3/93	2-1	2-1	13-35 L	10/29/06	6-0	5-1	34-31 W
9/11/83	1-0	1-0	10-17 L	11/6/02	5-10	8-7	29-10 W	9/30/07	3-0	2-1	38-20 W
12/11/83	6-8	8-6	19-21 L	1/24/02	6-4	7-3	23-20 W*	12/13/09	12-0	8-4	28-16 W
10/13/85	2-3	3-2	10-15 L	12/21/03	11-3	9-5	17-31 L	9/26/10	1-1	1-1	27-13 W



Sweeps:	Broncos (1): 1983				
STADIUMS:	Memorial 1-2	Hoosier/RCA 5-3	Lucas Oil 1-0	Mile High 0-5	INVESCO Field 3-1

COLTS vs. DETROIT

Points-Allowed: 860-778

Regular Season: 20-18-2

Home: 476-389


Home: 11-9-1

Away: 384-389

Away: 9-9-1

Colts Longest Series Streaks: Won 4, Lost 4

DATE	RECORDS		RESULTS	DATE	RECORDS		RESULTS	DATE	RECORDS		RESULTS
	COLTS	OP			COLTS	OP			COLTS	OP	
10/3/53	1-0	1-0	17-27 L	10/23/60	3-1	0-3	17-30 L	11/19/67	7-0-2	3-4-2	41-7 W
11/7/53	3-3	4-2	7-17 L	12/4/60	6-3	4-5	15-20 L	11/10/68	7-1	3-4-1	27-10 W
10/16/54	1-2	2-0	0-35 L	9/24/61	1-0	1-0	15-16 L	12/7/69	7-4	7-4	17-17 T
11/6/54	1-5	4-1	3-27 L	10/22/61	2-3	3-2	17-14 W	10/21/73	1-4	1-3-1	29-27 W
10/1/55	1-0	0-1	28-13 W	9/30/62	2-0	2-0	20-29 L	12/11/77	9-3	5-7	10-13 L
11/5/55	4-2	0-6	14-24 L	12/2/62	5-6	9-2	14-21 L	11/16/80	5-5	6-4	10-9 W
10/6/56	1-0	1-0	14-31 L	10/20/63	2-3	2-3	25-21 W	9/22/85	0-2	2-0	14-6 W
11/18/56	3-3	6-1	3-27 L	11/10/63	3-5	4-4	24-21 W	9/22/91	0-3	2-1	24-33 L
9/29/57	0-0	0-0	34-14 W	10/25/64	5-1	4-1-1	34-0 W	11/23/97	1-10	5-6	10-32 L
10/20/57	3-0	2-1	27-31 L	12/6/64	1-1	5-5-2	14-31 L	10/29/00	5-2	5-2	30-18 W
9/28/58	0-0	0-0	28-15 W	10/10/65	2-1	3-0	31-7 W	11/25/04	7-3	4-6	41-9 W
10/19/58	3-0	0-2-1	40-14 W	11/25/65	9-1	5-5	24-24 T	12/14/08	9-4	0-13	31-21 W
9/27/59	0-0	0-0	21-9 W	10/16/66	2-2	2-3	45-14 T				
10/11/59	1-1	0-2	31-24 W	11/20/66	7-2	3-6-1	14-20 L				



Sweeps:	Colts (3): 1958,59,63	Lions (5): 1953,54,56,60,62				
Splits (5):	1955,57,61,64,66					
STADIUMS:	Memorial 8-8-1	Hoosier/RCA 2-1	Lucas Oil 1-0	Briggs/Tiger 7-8-1	Silverdome 1-1	Ford Field 1-0

COLTS vs. GREEN BAY

Points-Allowed: 930-908

Regular Season: 20-20-1

Home: 540-426

Home: 12-8-1

Away: 390-482


Away: 8-12

Colts Longest Series Streaks: Won 4, Lost 5

Playoffs: 0-1

Colts Longest Series Streaks: Won 4, Lost 5

DATE	RECORDS		RESULTS	DATE	RECORDS		RESULTS	DATE	RECORDS		RESULTS
	COLTS	OP			COLTS	OP			COLTS	OP	
10/18/53	2-1	0-3	14-37 L	10/9/60	2-0	1-1	21-35 L	12/10/66	8-4	10-2	10-14 L
10/31/53	3-2	1-4	24-35 L	11/6/60	4-2	4-1	38-24 W	11/5/67	5-0-2	5-1-1	13-10 W
10/24/54	1-3	1-3	6-7 L	10/8/61	2-1	2-1	7-45 L	12/7/68	11-1	5-6-1	16-3 W
11/13/54	1-6	3-4	13-24 L	11/5/61	3-4	6-1	45-21 W	11/9/69	4-3	5-2	14-6 W
10/8/55	2-0	2-0	24-20 W	10/28/62	3-3	6-0	6-17 L	11/9/70	6-1	4-3	13-10 W
10/29/55	3-2	3-2	14-10 W	11/18/62	5-4	9-0	13-17 L	9/22/74	0-1	0-1	13-20 L
10/14/56	1-1	0-2	33-38 L	9/29/63	1-1	1-1	20-31 L	12/19/82	0-6	4-2	20-20 T
10/28/56	1-3	2-2	28-21 W	10/27/63	3-3	5-1	20-34 L	10/27/85	2-5	3-4	37-10 W
10/13/57	2-0	1-1	45-17 W	9/20/64	0-1	1-0	21-20 W	11/13/88	5-5	2-8	20-13 W
10/27/57	3-1	1-3	21-24 L	10/18/64	4-1	3-2	24-21 W	11/24/91	1-10	2-9	10-14 L
10/12/58	2-0	0-1-1	24-17 W	9/26/65	1-0	1-0	17-20 L	11/16/97	0-10	8-2	41-38 W
11/2/58	5-0	1-3-1	56-0 W	12/12/65	9-2-1	9-3	27-42 L	11/19/00	7-3	4-6	24-26 L
10/25/59	3-1	3-1	38-21 W	12/26/65	10-3-1	10-3-1	10-13 L*	9/26/04	1-1	1-1	45-31 W
11/15/59	4-3	3-4	28-24 W	9/10/66	0-0	0-0	3-24 L	10/19/08	3-2	3-3	14-34 L



Sweeps:	Colts (4): 1955,58,59,64	Packers (6): 1953,54,62,63,65,66			
Splits (4):	1956,57,60,61				
STADIUMS:	Memorial 9-8-1	Hoosier/RCA 3-0	Green Bay City Field 0-1	Lambeau 3-7	County 5-5

COLTS vs. HOUSTON

Points-Allowed: 567-398

Regular Season: 17-3

Home: 312-171

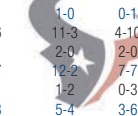
Home: 10-0

Away: 255-227

Away: 7-3

Colts Longest Series Streaks: Won 9, Lost 1

DATE	RECORDS		RESULTS	DATE	RECORDS		RESULTS	DATE	RECORDS		RESULTS
	COLTS	OP			COLTS	OP			COLTS	OP	
9/22/02	1-1	1-1	23-3 W	11/13/05	9-0	1-7	31-17 W	11/8/09	7-0	5-3	20-17 W
12/1/02	7-4	3-8	19-3 W	9/17/06	1-0	0-1	43-24 W	11/29/09	10-0	5-5	35-27 W
10/26/03	5-1	2-4	30-21 W	12/24/06	11-3	4-10	24-27 L	9/12/10	0-0	0-0	24-34 L
12/28/03	11-4	5-10	20-17 W	9/23/07	2-0	2-0	30-24 W	11/10/11	4-2	4-2	30-17 W
11/14/04	5-3	4-4	49-14 W	12/23/07	12-2	7-7	38-15 W	9/11/11	0-0	0-0	7-34 L
12/12/04	9-3	5-7	23-14 W	10/5/08	1-2	0-3	31-27 W	12/22/11	1-13	10-4	19-16 W
10/23/05	6-0	0-5	38-20 W	11/16/08	5-4	3-6	33-27 W				



Sweeps:	Colts (7): 2002,03,04,05,07,08,09	Texans (0):	
Splits (3):	2006,10,11		
STADIUMS:	Hoosier/RCA 6-0	Lucas Oil 4-0	Reliant Stadium 7-3

ADMINISTRATION

COACHING STAFF

FOOTBALL OPERATIONS

FOOTBALL STAFF

PLAYERS

2011 SEASON IN REVIEW

COLTS HISTORY

RECORDS

COLTS IN THE COMMUNITY



COLTS vs. JACKSONVILLE


Points-Allowed: 536-460

Record: 15-7
Home: 241-185

Home: 8-3
Away: 295-275

Away: 7-4
Colts Longest Series Streaks: Won 5, Lost 2

DATE	RECORDS		RESULTS	DATE	RECORDS		RESULTS	DATE	RECORDS		RESULTS
	COLTS	OP			COLTS	OP			COLTS	OP	
12/10/95	7-6	3-10	41-31 W	9/18/05	1-0	1-0	10-3 W	9/13/09	0-0	0-0	14-12 W
9/25/00	1-1	2-1	43-14 W	12/11/05	12-0	9-3	26-18 W	12/17/09	13-0	7-6	35-31 W
9/8/02	0-0	0-0	28-25 W	9/24/06	2-0	2-0	21-14 W	10/3/10	2-1	1-2	28-31 L
12/29/02	9-6	6-9	20-13 W	12/10/06	10-2	7-5	17-44 L	12/19/10	7-6	8-5	34-24 W
9/21/03	2-0	0-2	23-13 W	10/22/07	5-0	4-1	29-7 W	11/13/11	0-9	2-6	3-17 L
11/9/03	7-1	1-7	23-28 L	12/2/07	9-2	8-3	28-25 W	1/1/12	2-13	4-11	13-19 L
10/3/04	2-1	3-0	24-17 W	9/21/08	1-1	0-2	21-23 L				
10/24/04	4-1	4-2	24-27 L	12/18/08	10-4	5-9	31-24 W				



ADMINISTRATION
COACHING STAFF
FOOTBALL OPERATIONS
FOOTBALL STAFF

PLAYERS
2011 SEASON IN REVIEW

RECORDS HISTORY
COLTS IN THE COMMUNITY

Sweeps: Colts (4): 2002,05,07,09 Jaguars (0): 2011
Splits (5): 2003,04,06,08,10
STADIUMS: Hoosier/RCA 6-1 Lucas Oil 2-2 Jacksonville Municipal/Alltel/Everbank 7-4

COLTS vs. KANSAS CITY

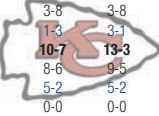
Points-Allowed: 424-401

Regular Season: 10-8
Home: 190-169

Home: 5-4
Away: 234-232

Away: 5-4
Colts Longest Series Streaks: Won 7, Lost 2
Playoffs: 3-0

DATE	RECORDS		RESULTS	DATE	RECORDS		RESULTS	DATE	RECORDS		RESULTS
	COLTS	OP			COLTS	OP			COLTS	OP	
9/28/70	1-0	0-1	24-44 L	12/21/80	7-8	7-8	28-38 L	10/25/01	2-3	1-5	35-28 W
12/10/72	5-7	6-6	10-24 L	11/24/85	3-8	3-8	7-20 L	11/11/04	13-4	13-3	38-31 W
11/30/75	6-4	5-5	28-14 W	10/7/90	1-3	3-1	23-19 W	10/31/04	4-2	2-4	35-45 L
10/16/77	4-0	0-4	17-6 W	1/7/96	10-7	13-3	10-7 W	1/6/07	12-4	9-7	23-8 W
9/2/79	0-0	0-0	0-14 L	12/15/96	8-6	9-5	24-19 W	11/18/07	7-2	4-5	13-10 W
12/9/79	4-10	6-8	7-10 L	11/7/99	5-2	5-2	25-17 W	10/10/10	2-2	3-0	19-9 W
11/2/80	4-4	4-4	31-24 W	9/3/00	0-0	0-0	27-14 W	10/9/11	0-4	1-3	24-28 L



Sweeps: Chiefs (1): 1979
Splits (1): 1980
STADIUMS: Memorial 1-3 Hoosier/RCA 4-0 Lucas Oil 1-1 Arrowhead 7-4

COLTS vs. MIAMI

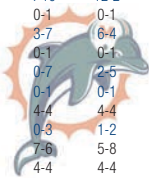
Points-Allowed: 1187-1583

Regular Season: 24-44
Home: 615-684

Home: 13-21
Away: 572-899

Away: 11-23
Colts Longest Series Streaks: Won 5, Lost 14
Playoffs: 0-2

DATE	RECORDS		RESULTS	DATE	RECORDS		RESULTS	DATE	RECORDS		RESULTS
	COLTS	OP			COLTS	OP			COLTS	OP	
11/1/70	5-1	4-2	35-0 W	11/1/81	1-7	5-2-1	10-27 L	10/24/93	2-3	4-1	27-41 L
11/22/70	7-1-1	5-4	17-34 L	9/19/82	0-1	1-0	20-24 L	11/6/94	4-5	6-2	21-22 L
11/21/71	7-2	7-1-1	14-17 L	1/2/83	0-7-1	6-2	7-34 L	12/18/94	6-8	9-5	10-6 W
12/11/71	9-3	9-2-1	14-3 W	10/23/83	4-3	4-3	7-21 L	10/8/95	2-2	4-0	27-24 W*
1/2/72	11-4	11-3-1	0-21 L	11/20/83	6-5	7-4	0-37 L	11/26/95	6-5	6-5	36-28 W
10/29/72	1-5	6-0	0-23 L	9/23/84	1-2	3-0	7-44 L	9/23/96	3-0	3-0	10-6 W
12/16/72	5-8	13-0	0-16 L	12/9/84	4-10	12-2	17-35 L	11/10/96	5-4	4-5	13-37 L
11/11/73	2-6	7-1	0-44 L	9/15/85	0-1	0-1	13-30 L	8/31/97	0-0	0-0	10-16 L
12/9/73	2-10	11-1	16-3 W	11/17/85	3-7	6-4	20-34 L	12/14/97	2-12	9-5	41-0 W
10/27/74	1-5	4-2	7-17 L	9/14/86	0-1	0-1	10-30 L	9/6/98	0-0	0-0	15-24 L
12/8/74	2-10	9-3	16-17 L	10/26/86	0-7	2-5	13-17 L	11/8/98	1-7	5-3	14-27 L
11/23/75	5-4	7-2	33-17 W	9/20/87	0-1	0-1	10-23 L	10/10/99	2-1	2-0	31-34 L
12/14/75	8-4	9-3	10-7 W*	11/15/87	4-4	4-4	40-21 W	12/5/99	9-2	8-3	37-34 W
10/10/76	3-1	2-2	28-14 W	9/25/88	0-3	1-2	15-13 W	11/26/00	7-4	8-3	14-17 L
11/22/76	8-2	5-5	17-16 W	12/4/88	7-6	5-8	31-28 W	12/17/00	8-6	10-4	20-13 W
10/9/77	3-0	3-0	45-28 W	11/5/89	4-4	4-4	13-19 L	12/30/00	10-6	11-5	17-23 L*
12/5/77	9-2	8-3	6-17 L	12/17/89	7-7	8-6	42-13 W	11/11/01	4-3	5-2	24-27 L
9/10/78	0-1	0-1	0-42 L	10/28/90	2-4	5-1	7-27 L	12/10/01	4-7	8-3	6-41 L
10/29/78	3-5	5-3	8-26 L	12/30/90	7-8	11-4	17-23 L	9/15/02	1-0	1-0	13-21 L
11/11/79	4-6	6-4	0-19 L	9/8/91	0-1	0-1	6-17 L	11/2/03	6-1	4-2	23-17 W
11/25/79	4-8	7-5	24-28 L	11/3/91	0-8	3-5	6-10 L	12/31/06	11-4	6-9	27-22 W
10/5/80	2-2	3-1	30-17 W	10/25/92	3-3	6-0	31-20 W	9/21/09	1-0	0-1	27-23 W
12/14/80	7-7	7-7	14-24 L	11/8/92	4-4	6-2	0-28 L				
9/27/81	1-2	3-0	28-31 L	9/5/93	0-0	0-0	20-24 L				



Sweeps: Colts (4): 1975,76,88,95 Dolphins (15): 1972,74,78,79,81-86,90,91,93,98,01
Splits (13): 1970,71,73,77,80,87,89,92,94,96,97,99,00
STADIUMS: Memorial 6-8 Hoosier/RCA 7-13 Orange Bowl 3-15 Joe Robbie/Pro Player/LandShark 8-10



COLTS vs. MINNESOTA

Points-Allowed: 586-476

Regular Season: 14-7-1

Home: 296-168

Home: 9-0

Away: 290-308

Away: 5-7-1

Colts Longest Series Streaks: Won 5, Lost 5

Playoffs: 1-0

DATE	RECORDS		RESULTS	DATE	RECORDS		RESULTS	DATE	RECORDS		RESULTS
	COLTS	OP			COLTS	OP			COLTS	OP	
10/1/61	1-1	1-1	34-33 W	9/19/65	0-0	0-0	35-16 W	10/25/71	4-1	4-1	3-10 L
11/12/61	4-4	1-7	20-28 L	11/14/65	7-1	5-3	41-21 W	12/12/82	0-5	2-3	10-13 L
9/23/62	1-0	0-1	34-7 W	9/18/66	0-1	0-0-1	38-23 W	11/20/88	6-5	7-4	3-12 L
12/16/62	6-7	2-10-1	42-17 W	10/23/66	3-2	1-3-1	20-17 W	12/21/97	3-12	8-7	28-39 L
11/17/63	4-5	3-6	37-34 W	10/22/67	4-1	1-4	20-20 T	12/24/00	9-6	11-4	31-10 W
12/8/63	6-6	4-7-1	41-10 W	11/24/68	9-1	6-4	21-9 W	11/8/04	4-3	5-2	31-28 W
9/13/64	0-0	0-0	24-34 L	12/22/68	13-1	8-6	24-14 W	9/14/08	0-1	0-1	18-15 W
11/15/64	8-1	5-4	17-14 W	9/28/69	0-1	0-1	14-52 L				

Sweeps: Colts (4): 1962,63,65,66
Splits (2): 1961,64
STADIUMS: Memorial 8-0 Hoosier/RCA 2-0 Metropolitan 4-4-1 HHH Metrodome 1-3

COLTS vs. NEW ENGLAND

Points-Allowed: 1413-1778

Regular Season: 28-44

Home: 772-852

Home: 16-20

Away: 641-926

Away: 12-24

Colts Longest Series Streaks: Won 3, Lost 7

Playoffs: 1-2

DATE	RECORDS		RESULTS	DATE	RECORDS		RESULTS	DATE	RECORDS		RESULTS
	COLTS	OP			COLTS	OP			COLTS	OP	
10/4/70	1-1	1-1	14-6 W	10/9/83	3-2	2-3	12-7 W	11/24/96	6-5	7-4	13-27 L
10/25/70	4-1	1-4	27-3 W	11/18/84	4-7	7-4	17-50 L	9/7/97	0-1	1-0	6-31 L
10/3/71	1-1	1-1	23-3 W	12/16/84	4-11	8-7	10-16 L	11/30/97	1-11	7-5	17-20 L
12/19/71	10-3	5-8	17-21 L	10/10/85	3-6	6-3	15-34 L	9/13/98	0-1	0-1	6-29 L
11/6/72	1-6	2-5	24-17 W	12/1/85	3-9	8-4	31-38 L	11/1/98	1-6	4-3	16-21 L
11/26/72	3-7	2-8	31-0 W	10/7/86	0-0	0-0	3-33 L	9/19/99	1-0	1-0	28-31 L
10/7/73	1-2	0-3	16-24 L	11/9/86	0-9	6-3	21-30 L	12/12/99	10-2	7-5	20-15 W
12/16/73	3-10	5-8	18-13 W	10/25/87	2-3	3-2	30-16 W	10/8/00	3-1	1-4	16-24 L
10/6/74	0-3	3-0	3-42 L	11/22/87	5-4	4-5	0-24 L	10/22/00	4-2	2-5	30-23 W
11/24/74	2-8	6-4	17-27 L	10/2/88	1-3	1-3	17-21 L	9/30/01	2-0	0-2	13-44 L
10/19/75	1-3	0-4	10-21 L	11/27/88	6-6	7-5	24-21 W	10/21/01	2-2	2-3	17-38 L
12/21/75	9-4	3-10	34-21 W	10/29/89	4-3	2-5	20-23 L*	11/30/03	9-2	9-2	34-38 L
12/9/76	0-0	0-0	27-13 W	12/3/89	6-6	4-8	16-22 L	1/18/04	14-4	15-2	14-24 L
11/14/76	8-1	6-3	14-21 L	9/16/90	0-1	0-1	14-16 L	9/9/04	0-0	0-0	24-27 L
10/23/77	5-0	3-2	3-17 L	11/11/90	2-6	1-7	13-10 W	1/16/05	13-4	14-2	3-20 L
12/18/77	9-4	9-4	30-24 W	9/1/91	0-0	0-0	7-16 L	11/7/05	7-0	4-3	40-21 W
9/18/78	0-2	1-1	34-27 W	12/8/91	1-12	4-9	17-23 L*	11/5/06	7-0	6-1	27-20 W
11/26/78	5-7	9-3	14-35 L	11/15/92	4-5	0-9	34-37 L*	1/21/07	14-4	14-4	38-34 W
10/28/79	2-6	6-2	31-26 W	12/6/92	5-7	2-10	6-0 W	11/4/07	7-0	8-0	20-24 L
11/18/79	4-7	7-4	21-50 L	10/31/93	2-4	1-6	9-6 W	11/2/08	3-4	5-2	18-15 W
10/19/80	4-2	5-1	21-37 L	12/26/93	4-10	3-11	0-38 L	11/15/09	8-0	6-2	35-34 W
11/23/80	6-5	7-4	21-47 L	11/27/94	5-6	5-6	10-12 L	11/21/10	6-3	7-2	28-31 L
9/6/81	0-0	0-0	29-28 W	12/11/94	6-7	7-6	13-28 L	12/4/11	0-11	8-3	24-31 L
12/20/81	1-14	2-13	23-21 W	11/19/95	5-5	4-6	24-10 W				
9/12/82	0-0	0-0	13-24 L	12/23/95	8-7	6-9	10-7 W				
9/4/83	0-0	0-0	29-23 W*	10/20/96	5-1	3-3	9-27 L				

Sweeps: Colts (5): 1970,72,81,83,95 Patriots (12): 1974,80,84-86,89,91,94,96,97,98,01
Splits (14): 1971,73,75-79,87,88,90,92,93,99,00
STADIUMS: Memorial 8-6 Hoosier/RCA 7-14 Lucas Oil 2-0 Harvard 1-0 Schaefer/Sullivan/Foxboro 9-21 Gillette 2-5

COLTS vs. NEW ORLEANS

Points-Allowed: 261-282

Regular Season: 5-6

Home: 112-66

Home: 3-2

Away: 132-185

Away: 2-4

Colts Longest Series Streaks: Won 3, Lost 5

Playoffs (Neutral): 0-1

DATE	RECORDS		RESULTS	DATE	RECORDS		RESULTS	DATE	RECORDS		RESULTS
	COLTS	OP			COLTS	OP			COLTS	OP	
12/10/67	10-0-2	2-10	30-10 W	12/24/89	8-7	8-7	6-41 L	9/28/03	3-0	1-2	55-21 W
10/19/69	2-2	0-4	30-10 W	11/12/95	5-4	3-6	14-17 L	9/6/07	0-0	0-0	41-10 L
9/30/73	0-2	0-2	14-10 W	9/27/98	0-3	2-0	13-19 L*	2/7/10	16-2	15-3	17-31 L
10/12/86	0-5	1-4	14-17 L	11/18/01	4-4	4-4	20-34 L	10/23/11	0-6	4-2	7-62 L

STADIUMS: Memorial 2-0 Hoosier/RCA 1-2 Tulane 1-0 Louisiana/Mercedes-Benz Superdome 1-4 Sun Life 0-1

COLTS vs. NEW YORK GIANTS

Points-Allowed: 370-281

Regular Season: 8-6

Home: 151-149

Home: 2-3

Away: 219-132

Away: 6-3

Colts Longest Series Streaks: Won 4, Lost 2

Playoffs: 2-0

DATE	RECORDS		RESULTS	DATE	RECORDS		RESULTS	DATE	RECORDS		RESULTS
	COLTS	OP			COLTS	OP			COLTS	OP	
10/2/54	0-1	1-0	20-14 W	11/2/68	6-1	5-2	26-0 W	11/14/99	6-2	5-3	27-19 W
11/13/55	4-3	2-5	7-17 L	10/17/71	3-1	2-2	31-7 W	12/22/02	9-5	8-6	27-44 L
11/9/58	6-0	4-2	21-24 L	12/7/75	7-4	3-8	21-0 W	9/10/06	0-0	0-0	26-21 W
12/28/58	9-3	10-3	23-17 W*	12/16/79	4-11	6-9	31-7 W	9/19/10	0-1	1-0	38-14 W
12/27/59	9-3	10-2	31-16 W	11/5/90	2-5	7-0	7-24 L				
9/15/63	0-0	0-0	28-37 L	12/12/93	4-8	9-3	6-20 L				

STADIUMS: Memorial 2-1 Hoosier/RCA 0-2 Lucas Oil 1-0 Polo Grounds 0-1 Yankee 3-1 Shea 1-0 Giants 3-1



COLTS vs. NEW YORK JETS

Points-Allowed: 1403-1439

Regular Season: 40-26

Home: 765-723

Home: 19-14

Away: 631-700

Away: 21-12

Colts Longest Series Streaks: Won 6, Lost 4

Playoffs: 1-3

RECORDS			RESULTS			RECORDS			RESULTS		
DATE	COLTS	OP	DATE	COLTS	OP	DATE	COLTS	OP	DATE	COLTS	OP
1/12/69	15-1	12-3	7-16 L	11/29/81	1-11	7-4-1	0-25 L	10/9/94	2-3	2-3	6-16 L
10/18/70	3-1	1-3	29-22 W	11/21/82	0-2	1-1	0-37 L	10/30/94	3-5	4-3	28-25 W
12/19/70	10-2-1	4-9	35-20 W	11/6/83	5-4	4-5	17-14 W	9/10/95	0-1	0-1	27-24 W*
9/19/71	0-0	0-0	22-0 W	12/4/83	6-7	6-7	6-10 L	10/29/95	4-3	2-6	17-10 W
11/14/71	6-2	3-5	14-13 W	9/2/84	0-0	0-0	14-23 L	9/8/96	1-0	0-1	21-7 W
9/24/72	0-1	1-0	34-44 L	11/11/84	3-7	6-4	9-5 W	11/17/96	5-5	1-9	34-29 W
10/22/72	1-4	3-2	20-24 L	9/29/85	1-2	2-1	20-25 L	10/5/97	0-4	3-2	12-16 L
9/23/73	0-1	0-1	10-34 L	11/3/85	3-5	6-2	17-35 L	12/7/97	1-12	8-5	22-14 W
12/2/73	2-9	3-8	17-20 L	9/28/86	0-3	2-1	7-26 L	9/20/98	0-2	0-2	6-44 L
10/20/74	0-5	1-4	35-20 W	11/16/86	0-10	9-1	16-31 L	11/15/98	1-8	6-3	24-23 W
12/15/74	2-11	6-7	38-45 L	10/11/87	1-2	2-1	6-0 W	10/17/99	2-2	1-3	16-13 W
10/26/75	1-4	2-3	45-28 W	11/18/87	3-3	3-3	19-14 W	11/28/99	8-2	4-6	13-6 W
11/16/75	4-4	2-6	52-19 W	11/6/88	4-5	5-3-1	38-14 W	11/12/00	6-3	6-3	23-15 W
10/24/76	5-1	1-5	20-0 W	12/10/88	8-6	6-7-1	16-34 L	12/3/00	7-5	8-4	17-27 L
11/28/76	9-2	3-8	33-16 W	10/1/89	1-2	1-2	17-10 W	9/9/01	0-0	0-0	45-29 W
9/25/77	1-0	0-1	20-12 W	11/19/89	4-6	2-8	27-10 W	12/23/01	5-8	8-5	28-24 L
11/20/77	8-1	2-7	33-12 W	11/18/90	3-6	4-6	17-14 W	1/4/03	10-6	9-7	0-41 L
10/15/78	2-4	3-3	10-33 L	12/16/90	5-8	4-9	29-21 W	11/16/03	7-2	3-6	38-31 W
12/3/78	5-8	7-6	16-24 L	10/20/91	0-7	3-4	6-17 L	10/1/06	3-0	2-1	31-28 W
10/7/79	0-5	2-3	10-8 W	11/10/91	0-9	5-4	28-27 W	12/27/09	14-0	7-7	15-29 L
12/2/79	4-9	5-8	17-30 L	10/11/92	2-2	1-4	6-3 W*	1/24/10	15-2	11-7	30-17 W
9/7/80	0-0	0-0	17-14 W	12/13/92	6-7	4-9	10-6 W	1/8/11	10-6	11-5	16-17 L
9/28/80	1-2	0-3	35-21 W	11/14/93	3-5	4-4	17-31 L				
11/8/81	1-8	4-4-1	14-41 L	12/5/93	3-8	7-4	9-6 W				

Sweeps: Colts (13): 1970,71,75-77,80,87,89,90,92,95,96,99 Jets (6): 1972,73,78,81,85,86
Splits (12): 1974,79,83,84,88,91,93,94,97,98,00,01
STADIUMS: Memorial 7-6 Hoosier/RCA 12-7 Lucas Oil 1-2 Shea 8-6 Giants 13-7 Orange Bowl 0-1

COLTS vs. OAKLAND

Points-Allowed: 326-339

Regular Season: 5-7

Home: 183-194

Home: 1-4

Away: 143-145

Away: 4-3

Colts Longest Series Streaks: Won 3, Lost 4

Playoffs: 1-1

RECORDS			RESULTS			RECORDS			RESULTS		
DATE	COLTS	OP	DATE	COLTS	OP	DATE	COLTS	OP	DATE	COLTS	OP
1/3/71	12-2-1	9-4-2	27-17 W	11/25/84	4-8	8-4	7-21 L	10/14/01	2-1	3-1	18-23 L
11/28/71	7-3	7-1-2	37-14 W	12/21/86	2-13	8-7	30-24 W	10/10/04	3-1	2-2	35-14 W
10/28/73	2-4	3-2-1	21-34 L	9/15/91	0-2	1-1	0-16 L	12/16/07	11-2	4-9	21-14 W
9/28/75	1-0	1-0	20-31 L	10/22/95	4-2	5-2	17-30 L	12/26/10	8-6	7-7	31-26 W
12/24/77	10-4	11-3	31-37 L*	9/10/00	1-0	1-0	31-38 L				

STADIUMS: Memorial 1-3 Hoosier/RCA 1-2 Oakland/Alameda County/McAfee Coliseum 3-1 LA Memorial Coliseum 1-2
RAIDERS: Los Angeles 1982-94

COLTS vs. PHILADELPHIA

Points-Allowed: 424-357

Regular Season: 10-7

Home: 193-122

Home: 5-2

Away: 231-235

Away: 5-5

Colts Longest Series Streaks: Won 4, Lost 3

Playoffs: 0-5

RECORDS			RESULTS			RECORDS			RESULTS		
DATE	COLTS	OP	DATE	COLTS	OP	DATE	COLTS	OP	DATE	COLTS	OP
11/15/53	3-4	4-2-1	14-45 L	10/1/78	1-3	2-2	14-17 L	12/5/96	7-6	8-5	37-10 W
11/21/65	8-1	3-6	34-24 W	11/15/81	1-9	8-2	13-38 L	11/21/99	7-2	3-7	44-17 W
9/24/67	1-0	1-0	38-6 W	10/30/83	3-4	4-4	22-21 W	11/10/02	4-4	6-2	35-13 W
10/13/69	1-2	1-2	24-20 W	10/14/84	2-4	2-4	7-16 L	11/26/06	9-1	5-5	45-21 W
12/6/70	8-2-1	2-8-1	29-10 W	9/30/90	10-3	1-2	24-23 W	11/7/10	5-2	4-3	24-26 L
9/29/74	0-2	1-1	10-30 L	12/19/93	4-9	5-8	10-20 L				

STADIUMS: Memorial 3-1 Hoosier/RCA 2-1 Connie Mack 0-1 Franklin Field 1-0 Veterans 4-3 Lincoln Financial 0-1

COLTS vs. PITTSBURGH

Points-Allowed: 414-611

Regular Season: 6-14

Home: 206-233

Home: 4-5

Away: 208-378

Away: 2-9

Colts Longest Series Streaks: Won 2, Lost 9

Playoffs: 0-5

RECORDS			RESULTS			RECORDS			RESULTS		
DATE	COLTS	OP	DATE	COLTS	OP	DATE	COLTS	OP	DATE	COLTS	OP
11/3/57	3-2	3-2	13-19 L	9/14/80	1-0	1-0	17-20 L	12/29/96	9-7	10-6	14-42 L
9/29/68	2-0	0-2	41-7 W	11/13/83	6-4	8-2	13-24 L	10/12/97	0-5	3-2	22-24 L
10/31/71	4-2	3-3	34-21 W	10/21/84	2-5	4-3	17-16 W	11/21/02	4-1	2-3	10-28 L
9/15/74	0-0	0-0	0-30 L	9/8/85	0-0	0-0	3-45 L	11/28/05	10-0	7-3	26-7 W
12/27/75	10-4	12-2	10-28 L	10/18/87	2-2	2-2	7-21 L	1/15/06	14-2	12-5	18-21 L
12/19/76	11-3	10-4	14-40 L	10/6/91	0-5	2-2	3-21 L	11/9/08	4-4	6-2	24-20 W
10/30/77	5-1	4-2	31-21 W	11/22/92	4-6	7-3	14-30 L	9/25/11	0-2	1-1	20-23 L
12/9/78	5-9	12-2	13-35 L	9/18/94	1-1	1-1	21-31 L				
9/23/79	0-3	3-0	13-17 L	1/14/96	11-7	12-5	16-20 L				

STADIUMS: Memorial 2-4 Hoosier/RCA 2-2 Lucas Oil 0-1 Pitt 1-0 Three Rivers 0-11 Heinz 1-1

ADMINISTRATION
 COACHING STAFF
 FOOTBALL OPERATIONS
 FOOTBALL STAFF
 PLAYERS
 2011 SEASON IN REVIEW
 COLTS HISTORY
 RECORDS
 COLTS IN THE COMMUNITY



COLTS vs. ST. LOUIS RAMS

Points-Allowed: 928-912

Regular Season: 23-17-2

Home: 538-444


Home: 14-5-2

Away: 390-468

Away: 9-12

Colts Longest Series Streaks: Won 6, Lost 3

DATE	RECORDS		RESULTS	DATE	RECORDS		RESULTS	DATE	RECORDS		RESULTS
	COLTS	OP			COLTS	OP			COLTS	OP	
11/22/53	3-5	5-2-1	13-21 L	9/17/61	0-0	0-0	27-24 W	9/21/69	0-0	0-0	20-27 L
12/5/53	3-7	6-3-1	2-45 L	12/9/61	7-5	3-9	17-34 L	12/21/69	7-5-1	11-2	13-7 W
9/26/54	0-0	0-0	0-48 L	9/16/62	0-0	0-0	30-27 W	11/8/71	5-2	4-2-1	24-17 W
12/4/54	2-8	5-4-1	22-21 W	10/11/62	4-4	1-7	14-2 W	10/5/75	1-1	1-1	13-24 L
11/20/55	4-4	5-3	17-17 T	11/24/63	5-5	3-7	16-17 L	9/21/86	0-2	2-0	7-24 L
12/4/55	5-4-1	6-3-1	14-20 L	11/25/63	7-6	5-8	19-16 W	9/17/89	0-1	1-0	17-31 L
11/25/56	3-4	2-6	56-21 W	10/4/64	2-1	2-0-1	35-20 W	10/1/95	1-2	4-0	21-18 W
12/9/56	4-5	2-8	7-31 L	11/22/64	9-1	5-4-1	24-7 W	12/30/01	5-9	12-2	17-42 L
12/1/57	6-3	4-5	31-14 W	10/24/65	4-1	1-4	35-20 W	10/17/05	5-0	2-3	45-28 W
12/15/57	7-4	5-6	21-37 L	12/18/65	9-3-1	4-0	20-17 W	10/25/09	5-0	0-6	42-6 W
11/23/58	7-1	5-3	34-7 W	10/30/66	4-2	4-3	17-3 W				
12/6/58	9-1	6-4	28-30 L	11/27/66	7-3	6-5	7-23 L				
11/29/59	6-3	2-7	35-21 W	10/15/67	4-0	3-1	24-24 T				
12/12/59	8-3	2-9	45-26 W	12/17/67	11-0-2	10-1-2	10-34 L				
10/16/60	2-1	0-3	31-17 W	10/27/68	5-1	6-0	27-10 W				
12/11/60	6-4	3-6-1	3-10 L	12/15/68	12-1	10-2-1	28-24 W				



Sweeps: Colts (5): 1959,62,64,65,68 Rams (1): 1953
Splits (9): 1954,56-58,60,61,63,66,69
STADIUMS: Memorial 12-4-2 Hoosier/RCA 2-1 LA Memorial Coliseum 8-10 Anaheim 0-1 Dome at America's Center/Edward Jones 1-1
RAMS: Los Angeles 1953-94

COLTS vs. SAN DIEGO

Points-Allowed: 490-646

Regular Season: 9-15

Home: 233-394

Home: 3-11

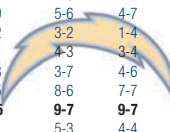
Away: 257-252

Away: 6-4

Colts Longest Series Streaks: Won 3, Lost 5

Playoffs: 1-2

DATE	RECORDS		RESULTS	DATE	RECORDS		RESULTS	DATE	RECORDS		RESULTS
	COLTS	OP			COLTS	OP			COLTS	OP	
9/20/70	0-0	0-0	16-14 W	10/23/88	2-5	2-5	16-0 W	9/26/99	1-1	1-0	27-19 W
10/8/72	1-2	1-1-1	20-23 L	11/26/89	5-6	4-7	10-6 W	12/26/04	11-3	11-3	34-31 W*
11/7/76	7-1	4-4	37-21 W	10/18/92	3-2	1-4	14-34 L	12/18/05	13-0	8-5	17-26 L
10/18/81	1-5	4-2	14-43 L	11/1/92	4-3	3-4	0-26 L	11/11/07	7-1	4-4	21-23 L
12/26/82	0-6-1	5-2	26-44 L	11/29/93	3-7	4-6	0-31 L	11/13/08	13-3	12-5	24-28 L
11/4/84	3-6	4-5	10-38 L	12/17/95	8-6	7-7	24-27 L	11/23/08	6-4	4-6	23-20 W
11/30/86	0-12	2-10	3-17 L	12/31/95	9-7	9-7	35-20 W	11/3/09	12-4	8-8	17-23 L*
11/8/87	4-3	6-1	13-16 L	11/3/96	5-3	4-4	19-26 L	11/28/10	6-4	5-5	14-36 L
11/8/87	4-3	6-1	13-16 L	10/26/97	0-7	3-4	19-35 L				
12/20/87	7-6	8-5	20-7 W	10/4/98	0-4	2-2	17-12 W				



Sweeps: Chargers (1): 1992
Splits (1): 1987
STADIUMS: Memorial 0-2 Hoosier/RCA 3-9 Lucas Oil 0-1 Jack Murphy/Qualcomm 7-5

COLTS vs. SAN FRANCISCO

Points-Allowed: 989-836

Regular Season: 24-18

Home: 532-405

Home: 14-7

Away: 457-431

Away: 10-11

Colts Longest Series Streaks: Won 13, Lost 5

DATE	RECORDS		RESULTS	DATE	RECORDS		RESULTS	DATE	RECORDS		RESULTS
	COLTS	OP			COLTS	OP			COLTS	OP	
11/29/53	3-6	6-3	21-38 L	12/18/60	6-5	6-5	10-34 L	9/15/68	0-0	0-0	27-10 W
12/13/53	3-8	8-3	14-45 L	12/3/61	6-5	6-4-1	20-17 W	10/13/68	4-0	2-2	42-14 W
11/28/54	1-8	5-3-1	17-13 W	12/16/61	7-6	7-5-1	27-24 W	10/26/69	3-2	0-4-1	21-24 L
12/11/54	3-8	6-4-1	7-10 L	10/7/62	2-1	1-2	13-21 L	11/16/69	5-3	1-6-1	17-20 L
11/27/55	4-4-1	3-6	26-14 W	11/4/62	3-4	3-4	22-3 W	11/12/72	2-6	3-4-1	21-24 L
12/11/55	5-5-1	3-8	24-35 L	9/22/63	0-1	0-1	20-14 W	10/5/86	0-4	3-1	14-35 L
12/2/56	4-4	2-6-1	17-20 L	10/13/63	1-3	0-4	20-3 W	9/10/89	0-0	0-0	24-30 L
12/16/56	4-6	4-6-1	17-30 L	11/1/64	6-1	2-5	37-7 W	10/15/95	3-2	4-1	18-17 W
11/24/57	5-3	5-3	27-21 W	11/29/64	10-1	3-8	14-3 W	10/18/98	1-5	4-1	31-34 L
12/8/57	7-3	6-4	13-17 L	10/3/65	1-1	2-0	27-24 W	11/25/01	4-5	7-2	21-40 L
11/30/58	8-1	4-5	35-27 W	10/31/65	5-1	3-3	34-28 W	10/9/05	4-0	1-3	28-3 W
12/14/58	9-2	5-6	12-21 L	9/25/66	1-1	0-0-1	36-14 W	11/1/09	6-0	3-3	18-14 W
11/22/59	5-3	6-2	45-14 W	12/18/66	8-5	6-5-2	30-14 W				
12/5/59	7-3	7-3	34-14 W	10/1/67	2-0	2-0	41-7 W				
11/27/60	6-2	4-4	22-30 L	11/26/67	8-0-2	5-5	26-9 W				



Sweeps: Colts (8): 1959,61,63-68 49ers (4): 1953,56,60,69
Splits (5): 1954,55,57,58,62
STADIUMS: Memorial 12-5 Hoosier/RCA 1-2 Lucas Oil 1-0 Kezar 9-8 Candlestick/3COM/Monster Park 1-3

ADMINISTRATION

COACHING STAFF

FOOTBALL OPERATIONS

FOOTBALL STAFF

PLAYERS

2011 SEASON IN REVIEW

COLTS HISTORY

RECORDS

COLTS IN THE COMMUNITY



COLTS vs. SEATTLE

Points-Allowed: 207-220

Regular Season: 6-4
Home: 54-63

Home: 2-1
Away: 153-157

Away: 4-3
Colts Longest Series Streaks: Won 2, Lost 2

DATE			RECORDS		RESULTS	DATE			RECORDS		RESULTS
			COLTS	OP					COLTS	OP	
9/18/77	0-0	0-0	29-14 W	10/2/94	1-3	17-15 W	12/24/05	13-1	12-2	13-28 L	
11/27/78	4-6	5-5	17-14 W	9/14/97	0-2	3-31 L	10/4/09	3-0	1-2	34-17 W	
9/29/91	0-4	1-3	3-31 L	12/20/98	3-11	7-7					
12/4/94	5-7	5-7	31-19 W	10/15/00	3-2	2-4					

Sweeps:	Colts (1): 1994				
STADIUMS:	Hoosier/RCA 1-1	Lucas Oil 1-0	Kingdome 3-2	Husky Stadium 1-0	Qwest Field 0-1

COLTS vs. TAMPA BAY

Points-Allowed: 311-265

Regular Season: 7-5
Home: 188-128

Home: 4-2
Away: 123-137

Away: 3-3
Colts Longest Series Streaks: Won 3, Lost 2

DATE			RECORDS		RESULTS	DATE			RECORDS		RESULTS
			COLTS	OP					COLTS	OP	
10/3/76	2-1	0-3	42-17 W	10/16/88	1-5	2-4	35-31 W	11/2/97	0-8	5-3	28-31 L
9/9/79	0-1	1-0	26-29 L*	12/22/91	1-14	2-13	3-17 L	10/6/03	4-0	2-1	38-35 W*
12/15/85	3-11	2-12	31-23 W	10/4/92	1-2	3-1	24-14 W	10/7/07	4-0	3-1	33-14 W
12/27/87	8-6	4-10	24-6 W	9/11/94	1-0	0-1	10-24 L	10/3/11	0-3	2-1	17-24 L

STADIUMS:	Memorial 1-1	Hoosier/RCA 3-1	Tampa 2-2	Raymond James 1-1	
------------------	--------------	-----------------	-----------	-------------------	--

COLTS vs. TENNESSEE

Points-Allowed: 870-672

Record: 21-13
Home: 529-339

Home: 13-6
Away: 341-333

Away: 8-7
Colts Longest Series Streaks: Won 7, Lost 3

DATE			RECORDS		RESULTS	DATE			RECORDS		RESULTS
			COLTS	OP					COLTS	OP	
10/11/70	2-1	2-1	24-20 W	9/13/92	1-0	0-1	10-20 L	12/3/06	10-1	4-7	17-20 L
11/4/73	2-5	0-7	27-31 L	9/4/94	0-0	0-0	45-21 W	9/16/07	1-0	1-0	22-20 W
11/1/76	6-1	4-3	38-14 W	1/16/00	13-3	14-3	16-19 L	12/30/07	13-2	9-6	10-16 L
10/14/79	1-5	4-2	16-28 L	11/3/02	4-3	3-4	15-23 L	10/27/08	3-3	6-0	21-31 L
9/21/80	1-1	1-1	16-21 L	12/8/02	8-4	7-5	17-27 L	12/28/08	11-4	13-2	23-0 W
12/18/83	6-9	2-13	20-10 W	9/14/03	1-0	1-0	33-7 W	10/11/09	4-0	0-4	31-9 W
9/9/84	0-1	0-1	35-21 W	12/7/03	9-3	9-3	29-27 W	12/6/09	11-0	5-6	27-17 W
12/22/85	4-11	5-10	34-16 W	9/19/04	0-1	1-0	31-17 W	12/9/10	6-6	5-7	30-28 W
11/23/86	0-11	2-9	17-31 L	12/5/04	8-3	4-7	51-24 W	1/2/11	9-6	6-9	23-20 W
11/29/87	5-5	6-4	51-27 W	10/2/05	3-0	1-2	31-10 W	10/30/11	0-7	3-3	10-27 L
9/4/88	0-0	0-0	14-17 L*	12/4/05	11-0	3-8	35-3 W	12/18/11	0-13	7-6	27-13 W
9/23/90	0-2	0-2	10-24 L	10/8/06	4-0	0-4	14-13 W				

Sweeps:	Colts (5): 2003,04,05,09,10				Titans (1): 2002
Splits (4):	2006,07,08,11				
STADIUMS:	Memorial 1-2	Hoosier/RCA 7-5	Lucas Oil 4-0	Astrodome 2-3	Coliseum/LP Field 6-4
OILERS:	Houston 1960-96				
TITANS:	1999-present				

COLTS vs. WASHINGTON

Points-Allowed: 731-575

Regular Season: 19-10
Home: 431-290

Home: 13-3
Away: 300-285

Away: 6-7
Colts Longest Series Streaks: Won 9, Lost 3

DATE			RECORDS		RESULTS	DATE			RECORDS		RESULTS
			COLTS	OP					COLTS	OP	
10/25/53	2-2	2-1-1	27-17 W	12/1/63	5-6	3-8	36-20 W	10/7/84	2-13	3-2	7-35 L
10/31/54	1-4	0-5	21-24 L	12/13/64	11-2	6-7	45-17 W	12/22/90	6-8	9-5	35-28 W
10/23/55	3-1	2-2	13-14 L	10/17/65	3-1	0-4	38-7 W	11/7/93	3-4	1-6	24-30 L
12/23/56	4-7	6-5	19-17 W	11/6/66	6-2	5-3	37-10 W	10/23/94	3-4	1-6	27-41 L
11/10/57	3-3	2-4	21-17 W	10/29/67	40-2	22-2	17-13 W	10/27/96	5-2	6-1	16-31 L
10/26/58	4-0	2-2	35-10 W	11/2/69	3-3	4-1-1	41-17 W	12/19/99	11-2	8-5	24-21 W
11/8/59	4-2	2-4	24-27 L	11/18/73	2-7	6-3	14-22 L	10/27/02	4-2	2-4	21-26 L
9/25/60	0-0	0-0	20-0 W	11/7/77	6-1	4-3	10-3 W	10/22/06	5-0	2-4	36-22 W
11/26/61	5-5	0-9-1	27-6 W	11/6/78	3-6	7-2	21-17 W	10/17/10	3-2	3-2	27-24 W
12/8/62	5-7	5-5-2	34-21 W	12/13/81	1-13	6-8	14-38 L				

STADIUMS:	Memorial 10-1	Hoosier/RCA 3-2	Griffith 1-2	D.C./RFK 4-4	FedEx 1-1
------------------	---------------	-----------------	--------------	--------------	-----------

TOTAL:

Memorial Stadium
Hoosier/RCA Dome
Lucas Oil Stadium

HOME WON-LOSS-TIED

Opposing Sites
Neutral Fields

WON-LOSS-TIED

*Neutral Fields (Four Super Bowls in Orange Bowl/Dolphin/Sun Life Stadium)

RECORDS

122-91-5
111-88-0
23-12-0
256-191-5
214-237-2
2-2-0
472-430-7

POINTS (COLTS-OPPONENTS)

5,071-4,347
4,445-4,057
816-737
10,332-9,141
9,054-9,940
69-77
19,455-19,158

ADMINISTRATION
COACHING STAFF
FOOTBALL OPERATIONS STAFF
FOOTBALL STAFF
PLAYERS
2011 SEASON IN REVIEW
COLTS HISTORY
RECORDS
COLTS IN THE COMMUNITY



BETHEA
41

CONNOR

SAFETY
ANTOINE BETHEA



COLTS IN THE
COMMUNITY



COLTS IN THE COMMUNITY

SHARING THE HEART BEHIND THE HORSESHOE

ADMINISTRATION

COACHING
STAFFFOOTBALL
OPERATIONSFOOTBALL
STAFF

PLAYERS

2011 SEASON
IN REVIEWCOLTS
HISTORY

RECORDS

COLTS IN THE
COMMUNITY

The Indianapolis Colts take great pride in playing an active role in the community and are committed to corporate citizenship throughout Indiana.

Leading by example, we hope to encourage and inspire our fellow Hoosiers to participate in the practice of giving back.

Our goal is to create lasting philanthropic partnerships and to maximize those relationships for the betterment of our community, thus, building a legacy of goodwill as we *share the heart behind the horseshoe*.

Visit www.colts.com/community for more information on all of our outreach efforts.

Education and Literacy

Throughout the year the Colts empower young people with the gift of knowledge by providing books and tutoring for students who otherwise may not be able to afford those resources.

- **Books for Youth** has placed more than 5,000 backpacks filled with books in the hands of foster children.
- **Colts Day in Schools** provides more than 1,000 free books for students with a special reading appearance from Colts players.
- **The Indianapolis Colts Women's Organization** supports School on Wheels by providing tutoring for low-income students.





COLTS IN THE COMMUNITY

SHARING THE HEART BEHIND THE HORSESHOE



Play 60

The Colts are dedicated to decreasing the childhood obesity epidemic in Indiana through our community outreach efforts. Sixty minutes. Every day. That's the simple message of the NFL Play 60 platform that the Colts share with local youth while providing the resources they need to live active, healthy lives.

- **Fuel Up to PLAY 60** teaches youth the value of eating healthy to stay fit.
- More than 25,000 youth across the state participate in our **Youth Football** camps, clinics, combines and grant programs which promote further advancement of health, fitness and sports at all ages.
- **Hispanic Heritage Month Clinic** provides a free football clinic for Hispanic youth.
- Our annual **Hometown Huddle** establishes safe, renovated fitness rooms at local community centers.
- **Project Playground** engages the entire community to build a Colts-themed neighborhood playground each year.



ADMINISTRATION

COACHING
STAFFFOOTBALL
OPERATIONSFOOTBALL
STAFF

PLAYERS

2011 SEASON
IN REVIEWCOLTS
HISTORY

RECORDS

COLTS IN THE
COMMUNITY



COLTS IN THE COMMUNITY

SHARING THE HEART BEHIND THE HORSESHOE

ADMINISTRATION

COACHING
STAFFFOOTBALL
OPERATIONSFOOTBALL
STAFF

PLAYERS

2011 SEASON
IN REVIEWCOLTS
HISTORY

RECORDS

COLTS IN THE
COMMUNITY

Volunteerism

Beyond the football field, every Tuesday during the season, Colts players use their day off from practice to volunteer in the community as a part of the Colts Community Tuesday program. Throughout the year, we also recognize our fans who give their time and talent to make a difference in communities across Indiana.

- **Anthem Angels** recognizes individuals who have gone above the call of duty in their community.
- **Community Quarterback Award** honors season ticket holders who have shown a commitment to volunteerism.
- **Huntington Heroes** gives youth from a local community center a VIP experience at Training Camp.
- **National Philanthropy Day** celebrates the spirit of philanthropy through a day of service with youth.
- **Student All Star Grants** offer grants for youth to complete a service project in their community.

2011 Player Awards

WR Reggie Wayne earned the Colts Man of the Year honor in 2011. This annual humanitarian award honors the legacy of excellence, on and off the field, left by the late Chicago Bears RB Walter Payton.

As the Colts recipient of the Ed Block Courage Award, LB Robert Mathis was chosen by his teammates as the player who most exemplified principles of sportsmanship, professionalism, strength and courage during the 2011 season.

Former C Jeff Saturday accepted the 2011 Colts Byron "Whizzer" White Award in recognition of his service to his team, community and country.





COLTS IN THE COMMUNITY

SHARING THE HEART BEHIND THE HORSESHOE



Holiday Outreach

The holidays are a time for giving and sharing the joy of the season. During the months of November and December, the Colts focus on programs that ensure no family goes without receiving gifts of life or gifts to live. From diminishing hunger to providing toys to children in need, the Colts strive to spread good spirits to all.

- Each year, the Colts partner with the Indiana Blood Center to present the **Bleed Blue Blood Drive and Health Fair**, the largest blood drive in Indiana.
- Prior to each Colts home game, **Gameday Collections** gather donations for charities from fans and visitors.
- Colts players and staff help spread the cheer to hospitalized children through **Holiday Caroling**.
- **Hoosiers Helping Hoosiers at Thanksgiving** provides meals to more than 3,000 low-income families.
- Through **Shop with a Colt**, the Colts team up with Meijer to give underserved youth a special shopping spree with players and staff.



ADMINISTRATION

COACHING
STAFFFOOTBALL
OPERATIONSFOOTBALL
STAFF

PLAYERS

2011 SEASON
IN REVIEWCOLTS
HISTORY

RECORDS

COLTS IN THE
COMMUNITY



BLUE: THE OFFICIAL MASCOT OF THE INDIANAPOLIS COLTS

Blue, the official mascot of the Indianapolis Colts, will enter his seventh season providing gameday entertainment, skits and sideline antics to Colts fans.


Blue has performed all over the world, including Hong Kong and Japan and handles several events locally with the team in the community as well. The mascot has also been selected to perform at the NFL Pro Bowl on three occasions.

With 400 appearances last year, it's hard to miss Blue out in your community. For the 2011-2012 school year, he traveled roughly 11,000 miles all over the state of Indiana performing four different school shows for 185 schools. Over 70,000 students witnessed Blue perform at their school last year.

Blue's love for seeing smiling and laughing Colts fans keeps him going. He can be booked at your next event by calling 317-808-5264 or by visiting www.colts.com/blue

Stay tuned this season for more spectacular gameday entertainment and stunts. Blue might also find his way into the Guinness Book of World Records.

Follow Blue on Twitter @bluecoltsmascot



COLTS IN MOTION



Colts In Motion is the team's 42-foot long traveling museum. Colts In Motion travels throughout the state, making over 150 stops each year. To get this free attraction at your next event, visit: www.colts.com/events.

Colts In Motion has the following features:

- Six interactive televisions
- Watch the top plays of current and former Colts players
- Find out how to stay connected with the best mascot in the NFL, Blue
- Touch the difference between the old Astro Turf and new FieldTurf
- NFL equipment display
- Lucas Oil Stadium/training complex wall
- See a day in the life of a Colts cheerleader on our cheerleading wall
- Test yourself to see how well you know Colts players and coaches
- Tons of Colts and Super Bowl factoids
- "Join The Team" wall showing Colts players giving back to the community
- Last but not least - a Colts Penny Press





THE INDIANAPOLIS COLTS CHEERLEADERS

The Indianapolis Colts Cheerleaders are entering their 29th season with the organization. The Colts Cheerleaders continue to serve as ambassadors for the organization year round. Preparations for auditions begin with workshops in March and continue through the final round of auditions and interviews in April. Full squad practices begin in late April along with uniform fittings and hair makeovers. Hundreds of women auditioned for the 32 spots on the 2012 team. This meant intense competition throughout the audition process and one of the strongest squads in Colts Cheer history.

Besides performing for more than 63,000 fans in Lucas Oil Stadium at every home game, these tenderhearted women reach out to the community in more ways than one. The Indianapolis Colts Cheerleaders make appearances all over the state of Indiana from Colts in Motion events, training camp, parades, races and walks, to appearances at sporting events, military bases, Christmas caroling at local hospitals and many more. The 2011 squad also performed at several Super Bowl XLVI events including the Late Night with Jimmy Fallon Show, Super Bowl Village, NFL Experience and numerous celebrity flag football games.



The Colts Cheerleader program prides itself on its service and commitment to the community and its youth. The Junior Colts Cheerleader program reaches out to girls ages 7 to 14 from all over the Midwest. The Junior Colts Cheerleaders learn basic fundamentals of cheerleading and dance, and get the opportunity to perform at the American Family Fan Zone outside of Lucas Oil Stadium and on the field of select pregame and halftime shows alongside the Indianapolis Colts Cheerleaders. These young girls also participate in various community service activities such as making holiday greeting cards to send to military troops, visits to Camp Atterbury, SACKing Hunger Canned Food Drive and the WISH Tree Toy Drive.



The Indianapolis Colts Cheerleading program offers these young women the opportunity to have a network of friends while continuing their passion for dancing and performing. The program also gives them the opportunity to serve in their community and grow in their personal lives. These ladies are both cheerleaders for the Indianapolis Colts and the Indianapolis community. They are the "Sweethearts of the Horseshoe."

ADMINISTRATION

COACHING STAFF

FOOTBALL OPERATIONS

FOOTBALL STAFF

PLAYERS

2011 SEASON IN REVIEW

COLTS HISTORY

RECORDS

COLTS IN THE COMMUNITY



INDIANAPOLIS COLTS RADIO NETWORK

For the 26th season, Colts fans will have the opportunity to listen to games from legendary play-by-play voice, **Bob Lamey**. Lamey, who is joined by **Will Wolford** (sixth season) in the booth, **Kevin Lee** (sixth season) on the field and **Vince Eagan** (game day producer) will encompass a broadcast team featured on flagship stations WFNI (1070 AM The Fan), WLHK (97.1 Hank FM) and over 40 stations on the Vectren Radio Network.



Lamey's association with the Colts began during the team's inaugural season in 1984. He was broadcasting games until 1991 and then resumed his duties in 1995. Lamey is well known in the region as the former play-by-play voice of the Indianapolis Racers (1974-1977) and the Indiana Pacers (1977-1984). He was inducted to the Indiana Sports Broadcasters and Writers Hall of Fame in 2008.

"It's always a pleasure to broadcast Colts games to the greatest fans in the NFL," said Lamey. "I always reflect on two of my biggest thrills during my tenure with this team. The first was the AFC Championship Game victory over the Patriots leading to Super Bowl XLII. The second is the Monday celebration following the Super Bowl win. Every seat was taken in the RCA Dome and I've never heard a sports venue as loud as that was even hours before the team arrived."

Wolford compiled a stellar 13-year NFL career as an offensive tackle for the Buffalo Bills (1986-1992), Colts (1993-1995) and Pittsburgh Steelers (1996-1998). The former 1986 first round draft choice is a three-time Pro Bowl selection.

In addition to his duties with the Colts broadcast team, Lee serves as a pre-race host and pit reporter for Indycar, works on the NBC Sports Network and is also part of the Indiana Pacers broadcast team.

The nine-hour gameday broadcast includes a pregame show that features two segments with head coach Chuck Pagano, player interviews and a preview of the upcoming Colts contest. A postgame show follows the conclusion of the game with sound from Pagano and key players and a call-in show with fans.

For more information on the Colts Radio Network, visit: www.Colts.com



Bob Lamey



Will Wolford



Kevin Lee

INDIANAPOLIS COLTS RADIO AFFILIATES

Station	Frequency	City	Station	Frequency	City	Station	Frequency	City
WASK	98.7 FM	Lafayette, IN	WJCP	1460 AM	North Vernon, IN	WRZR	94.5 FM	Loogootee, IN
WAXL	103.3 FM	Santa Claus, IN	WJOT	105.9 FM	Wabash, IN	WSMM	102.3 FM	New Carlisle, IN
WBW	1340 AM	Bedford, IN	WKBV	1490 AM	Richmond, IN	WSSM	97.7 FM	Goshen, IN
WBRT	1320 AM	Bardstown, KY	WLHK	97.1 FM	FLAGSHIP - INDY	WTCA	1050 AM	Plymouth, IN
WCRA	1090 AM	Effingham, IL	WLUE	1600 AM	Eminence, KY	WTCJ	105.7 FM	Cannelton, IN
WDAN	1490 AM	Danville, IL	WMQX	96.7 FM	Alexandria, IN	WVLN	740 AM	Olney, IL
WEFM	95.9 FM	Michigan City, IN	WMRI	860 AM	Marion, IN	WWBL	106.5 FM	Washington, IN
WFNI	1070 AM	FLAGSHIP - INDY	WMRS	107.7 FM	Monticello, IN	WWVR	105.5 FM	Terre Haute, IN
WGFB	1280 AM	Evansville, IN	WNDA	1570 AM	New Albany, IN	WXFN	1340 AM	Muncie, IN
WGFB	103.1 FM	Henderson, KY	WORX	96.7 FM	Madison, IN	WYFX	106.7 FM	Mt. Vernon, IN
WGCL	1370 AM	Bloomington, IN	WOWO	1190 AM	Fort Wayne, IN	WYNG	94.9 FM	Mt. Carmel, IL
WHBE	680 AM	Louisville, KY	WPGW	1440 AM	Portland, IN	WZBD	92.7 FM	Berne, IN
WIBN	98.1 FM	Oxford, IN	WREB	94.3 FM	Greencastle, IN	WZDM	92.1 FM	Vincennes, IN
WIFE	94.3 FM	Rushville, IN	WROI	92.1 FM	Rochester, IN	WZIM	99.5 FM	Lexington, IL
WIMC	103.9 FM	Crawfordsville, IN	WLEG	102.7 FM	Ligonier, IN			
WIOU	1350 AM	Kokomo, IN	WRZQ	107.3 FM	Columbus, IN			



NFL PRESEASON SCHEDULE

FIRST WEEK

SUNDAY, AUGUST 5 **TIME (ET)**
ARIZONA AT NEW ORLEANS 8:00 PM

THURSDAY, AUGUST 9 **TIME (ET)**
WASHINGTON AT BUFFALO 7:00 PM
NEW ORLEANS AT NEW ENGLAND 7:30 PM
PITTSBURGH AT PHILADELPHIA 7:30 PM
BALTIMORE AT ATLANTA 7:30 PM
GREEN BAY AT SAN DIEGO 8:00 PM
DENVER AT CHICAGO 8:30 PM

FRIDAY, AUGUST 10 **TIME (ET)**
TAMPA BAY AT MIAMI 7:30 PM
N.Y. JETS AT CINCINNATI 7:30 PM
CLEVELAND AT DETROIT 7:30 PM
N.Y. GIANTS AT JACKSONVILLE 7:30 PM
ARIZONA AT KANSAS CITY 8:00 PM
MINNESOTA AT SAN FRANCISCO 9:00 PM

SATURDAY, AUGUST 11 **TIME (ET)**
HOUSTON AT CAROLINA 7:00 PM
TENNESSEE AT SEATTLE 10:00 PM

SUNDAY, AUGUST 12 **TIME (ET)**
ST. LOUIS AT INDIANAPOLIS 1:30 PM

MONDAY, AUGUST 13 **TIME (ET)**
DALLAS AT OAKLAND 8:00 PM

SECOND WEEK

THURSDAY, AUGUST 16 **TIME (ET)**
CINCINNATI AT ATLANTA 8:00 PM
CLEVELAND AT GREEN BAY 8:00 PM

FRIDAY, AUGUST 17 **TIME (ET)**
TENNESSEE AT TAMPA BAY 7:30 PM
MIAMI AT CAROLINA 8:00 PM
DETROIT AT BALTIMORE 8:00 PM
BUFFALO AT MINNESOTA 8:00 PM
JACKSONVILLE AT NEW ORLEANS 8:00 PM
OAKLAND AT ARIZONA 10:00 PM

SATURDAY, AUGUST 18 **TIME (ET)**
N.Y. GIANTS AT N.Y. JETS 7:00 PM
KANSAS CITY AT ST. LOUIS 8:00 PM
WASHINGTON AT CHICAGO 8:00 PM
SAN FRANCISCO AT HOUSTON 8:00 PM
SEATTLE AT DENVER 9:00 PM
DALLAS AT SAN DIEGO 9:00 PM

SUNDAY, AUGUST 19 **TIME (ET)**
INDIANAPOLIS AT PITTSBURGH 8:00 PM

MONDAY, AUGUST 20 **TIME (ET)**
PHILADELPHIA AT NEW ENGLAND 8:00 PM

THIRD WEEK

THURSDAY, AUGUST 23 **TIME (ET)**
GREEN BAY AT CINCINNATI 7:00 PM
JACKSONVILLE AT BALTIMORE 7:30 PM
ARIZONA AT TENNESSEE 8:00 PM

FRIDAY, AUGUST 24 **TIME (ET)**
PHILADELPHIA AT CLEVELAND 7:30 PM
ATLANTA AT MIAMI 7:30 PM
NEW ENGLAND AT TAMPA BAY 7:30 PM
SAN DIEGO AT MINNESOTA 8:00 PM
CHICAGO AT N.Y. GIANTS 8:00 PM
SEATTLE AT KANSAS CITY 8:00 PM

SATURDAY, AUGUST 25 **TIME (ET)**
INDIANAPOLIS AT WASHINGTON 4:00 PM
PITTSBURGH AT BUFFALO 7:00 PM
DETROIT AT OAKLAND 7:00 PM
HOUSTON AT NEW ORLEANS 8:00 PM
ST. LOUIS AT DALLAS 8:00 PM

SUNDAY, AUGUST 26 **TIME (ET)**
SAN FRANCISCO AT DENVER 4:00 PM
CAROLINA AT N.Y. JETS 8:00 PM

FOURTH WEEK

WEDNESDAY, AUGUST 29 **TIME (ET)**
NEW ENGLAND AT N.Y. GIANTS 7:30 PM
TAMPA BAY AT WASHINGTON 7:30 PM
MIAMI AT DALLAS 8:30 PM

THURSDAY, AUGUST 30 **TIME (ET)**
N.Y. JETS AT PHILADELPHIA 6:30 PM
ATLANTA AT JACKSONVILLE 6:30 PM
MINNESOTA AT HOUSTON 7:00 PM
BUFFALO AT DETROIT 7:00 PM
KANSAS CITY AT GREEN BAY 7:00 PM
NEW ORLEANS AT TENNESSEE 7:00 PM
CINCINNATI AT INDIANAPOLIS 7:00 PM
CHICAGO AT CLEVELAND 7:30 PM
CAROLINA AT PITTSBURGH 7:30 PM
BALTIMORE AT ST. LOUIS 8:00 PM
OAKLAND AT SEATTLE 10:00 PM
SAN DIEGO AT SAN FRANCISCO 10:05 PM
DENVER AT ARIZONA 11:00 PM

ADMINISTRATION
COACHING STAFF
FOOTBALL OPERATIONS
FOOTBALL STAFF
PLAYERS
2011 SEASON IN REVIEW
COLTS HISTORY
RECORDS
COLTS IN THE COMMUNITY



2012 NFL SEASON SCHEDULE

(All Times Local)

ADMINISTRATION

COACHING STAFF

FOOTBALL OPERATIONS

FOOTBALL STAFF

PLAYERS

2011 SEASON IN REVIEW

COLTS HISTORY

RECORDS

COLTS IN THE COMMUNITY

WEDNESDAY, SEPTEMBER 5

(WEEK 1)

DALLAS COWBOYS AT N.Y. GIANTS 8:30

SUNDAY, SEPTEMBER 9**INDIANAPOLIS COLTS AT CHICAGO BEARS 12:00**

PHILADELPHIA EAGLES AT CLEVELAND BROWNS 1:00

ST. LOUIS RAMS AT DETROIT LIONS 1:00

MIAMI DOLPHINS AT HOUSTON TEXANS 12:00

ATLANTA FALCONS AT KANSAS CITY CHIEFS 12:00

JACKSONVILLE JAGUARS AT MINNESOTA VIKINGS 12:00

WASHINGTON REDSKINS AT NEW ORLEANS SAINTS 12:00

BUFFALO BILLS AT N.Y. JETS 1:00

NEW ENGLAND PATRIOTS AT TENNESSEE TITANS 12:00

SEATTLE SEAHAWKS AT ARIZONA CARDINALS 1:15

SAN FRANCISCO 49ERS AT GREEN BAY PACKERS 3:15

CAROLINA PANTHERS AT TAMPA BAY BUCCANEERS 4:15

PITTSBURGH STEELERS AT DENVER BRONCOS 6:20

MONDAY, SEPTEMBER 10

CINCINNATI BENGALS AT BALTIMORE RAVENS 7:00

SAN DIEGO CHARGERS AT OAKLAND RAIDERS 7:15

THURSDAY, SEPTEMBER 13

(WEEK 2)

CHICAGO BEARS AT GREEN BAY PACKERS 7:20

SUNDAY, SEPTEMBER 16

KANSAS CITY CHIEFS AT BUFFALO BILLS 1:00

NEW ORLEANS SAINTS AT CAROLINA PANTHERS 1:00

CLEVELAND BROWNS AT CINCINNATI BENGALS 1:00

MINNESOTA VIKINGS AT INDIANAPOLIS COLTS 1:00

HOUSTON TEXANS AT JACKSONVILLE JAGUARS 1:00

ARIZONA CARDINALS AT NEW ENGLAND PATRIOTS 1:00

TAMPA BAY BUCCANEERS AT N.Y. GIANTS 1:00

BALTIMORE RAVENS AT PHILADELPHIA EAGLES 1:00

WASHINGTON REDSKINS AT ST. LOUIS RAMS 3:05

DALLAS COWBOYS AT SEATTLE SEAHAWKS 1:05

OAKLAND RAIDERS AT MIAMI DOLPHINS 4:15

N.Y. JETS AT PITTSBURGH STEELERS 4:15

TENNESSEE TITANS AT SAN DIEGO CHARGERS 1:15

DETROIT LIONS AT SAN FRANCISCO 49ERS 5:20

MONDAY, SEPTEMBER 17

DENVER BRONCOS AT ATLANTA FALCONS 8:30

THURSDAY, SEPTEMBER 20

(WEEK 3)

N.Y. GIANTS AT CAROLINA PANTHERS 8:20

SUNDAY, SEPTEMBER 23

ST. LOUIS RAMS AT CHICAGO BEARS 12:00

BUFFALO BILLS AT CLEVELAND BROWNS 1:00

TAMPA BAY BUCCANEERS AT DALLAS COWBOYS 12:00

JACKSONVILLE JAGUARS AT INDIANAPOLIS COLTS 1:00

N.Y. JETS AT MIAMI DOLPHINS 1:00

SAN FRANCISCO 49ERS AT MINNESOTA VIKINGS 12:00

KANSAS CITY CHIEFS AT NEW ORLEANS SAINTS 12:00

DETROIT LIONS AT TENNESSEE TITANS 12:00

CINCINNATI BENGALS AT WASHINGTON REDSKINS 1:00

SUNDAY, SEPTEMBER 23 (con't)

PHILADELPHIA EAGLES AT ARIZONA CARDINALS 1:05

ATLANTA FALCONS AT SAN DIEGO CHARGERS 1:05

HOUSTON TEXANS AT DENVER BRONCOS 2:15

PITTSBURGH STEELERS AT OAKLAND RAIDERS 1:15

NEW ENGLAND PATRIOTS AT BALTIMORE RAVENS 8:20

MONDAY, SEPTEMBER 24

GREEN BAY PACKERS AT SEATTLE SEAHAWKS 5:30

THURSDAY, SEPTEMBER 27

(WEEK 4)

(BYES: INDIANAPOLIS, PITTSBURGH)

CLEVELAND BROWNS AT BALTIMORE RAVENS 8:20

SUNDAY, SEPTEMBER 30

CAROLINA PANTHERS AT ATLANTA FALCONS 1:00

NEW ENGLAND PATRIOTS AT BUFFALO BILLS 1:00

MINNESOTA VIKINGS AT DETROIT LIONS 1:00

TENNESSEE TITANS AT HOUSTON TEXANS 12:00

SAN DIEGO CHARGERS AT KANSAS CITY CHIEFS 12:00

SAN FRANCISCO 49ERS AT N.Y. JETS 1:00

SEATTLE SEAHAWKS AT ST. LOUIS RAMS 12:00

MIAMI DOLPHINS AT ARIZONA CARDINALS 1:05

CINCINNATI BENGALS AT JACKSONVILLE JAGUARS 4:05

OAKLAND RAIDERS AT DENVER BRONCOS 2:05

NEW ORLEANS SAINTS AT GREEN BAY PACKERS 3:15

WASHINGTON REDSKINS AT TAMPA BAY BUCCANEERS 4:15

N.Y. GIANTS AT PHILADELPHIA EAGLES 8:20

MONDAY, OCTOBER 1

CHICAGO BEARS AT DALLAS COWBOYS 7:30

THURSDAY, OCTOBER 4

(WEEK 5)

(BYES: DALLAS, DETROIT, OAKLAND, TAMPA BAY)

ARIZONA CARDINALS AT ST. LOUIS RAMS 7:20

SUNDAY, OCTOBER 7

MIAMI DOLPHINS AT CINCINNATI BENGALS 1:00

GREEN BAY PACKERS AT INDIANAPOLIS COLTS 1:00

BALTIMORE RAVENS AT KANSAS CITY CHIEFS 12:00

TENNESSEE TITANS AT MINNESOTA VIKINGS 12:00

CLEVELAND BROWNS AT N.Y. GIANTS 1:00

PHILADELPHIA EAGLES AT PITTSBURGH STEELERS 1:00

ATLANTA FALCONS AT WASHINGTON REDSKINS 1:00

SEATTLE SEAHAWKS AT CAROLINA PANTHERS 4:05

CHICAGO BEARS AT JACKSONVILLE JAGUARS 4:05

DENVER BRONCOS AT NEW ENGLAND PATRIOTS 4:15

BUFFALO BILLS AT SAN FRANCISCO 49ERS 1:15

SAN DIEGO CHARGERS AT NEW ORLEANS SAINTS 7:20

MONDAY, OCTOBER 8

HOUSTON TEXANS AT N.Y. JETS 8:30

THURSDAY, OCTOBER 11

(WEEK 6)

(BYES: CAROLINA, CHICAGO, JACKSONVILLE, NEW ORLEANS)

PITTSBURGH STEELERS AT TENNESSEE TITANS 7:20



SUNDAY, OCTOBER 14

OAKLAND RAIDERS AT ATLANTA FALCONS	1:00
DALLAS COWBOYS AT BALTIMORE RAVENS	1:00
CINCINNATI BENGALS AT CLEVELAND BROWNS	1:00
ST. LOUIS RAMS AT MIAMI DOLPHINS	1:00
INDIANAPOLIS COLTS AT N.Y. JETS	1:00
DETROIT LIONS AT PHILADELPHIA EAGLES	1:00
KANSAS CITY CHIEFS AT TAMPA BAY BUCCANEERS	1:00
BUFFALO BILLS AT ARIZONA CARDINALS	1:05
NEW ENGLAND PATRIOTS AT SEATTLE SEAHAWKS	1:05
N.Y. GIANTS AT SAN FRANCISCO 49ERS	1:15
MINNESOTA VIKINGS AT WASHINGTON REDSKINS	4:15
GREEN BAY PACKERS AT HOUSTON TEXANS	7:20

MONDAY, OCTOBER 15

DENVER BRONCOS AT SAN DIEGO CHARGERS	5:30
--------------------------------------	------

THURSDAY, OCTOBER 18

(WEEK 7)

(BYES: ATLANTA, DENVER, KANSAS CITY, MIAMI, PHILADELPHIA, SAN DIEGO)

SEATTLE SEAHAWKS AT SAN FRANCISCO 49ERS	5:20
---	------

SUNDAY, OCTOBER 21

TENNESSEE TITANS AT BUFFALO BILLS	1:00
DALLAS COWBOYS AT CAROLINA PANTHERS	1:00
BALTIMORE RAVENS AT HOUSTON TEXANS	12:00
CLEVELAND BROWNS AT INDIANAPOLIS COLTS	1:00
ARIZONA CARDINALS AT MINNESOTA VIKINGS	12:00
WASHINGTON REDSKINS AT N.Y. GIANTS	1:00
GREEN BAY PACKERS AT ST. LOUIS RAMS	12:00
NEW ORLEANS SAINTS AT TAMPA BAY BUCCANEERS	1:00
N.Y. JETS AT NEW ENGLAND PATRIOTS	4:15
JACKSONVILLE JAGUARS AT OAKLAND RAIDERS	1:15
PITTSBURGH STEELERS AT CINCINNATI BENGALS	8:20

MONDAY, OCTOBER 22

DETROIT LIONS AT CHICAGO BEARS	7:30
--------------------------------	------

THURSDAY, OCTOBER 25

(WEEK 8)

(BYES: BALTIMORE, BUFFALO, CINCINNATI, HOUSTON)

TAMPA BAY BUCCANEERS AT MINNESOTA VIKINGS	7:20
---	------

SUNDAY, OCTOBER 28

CAROLINA PANTHERS AT CHICAGO BEARS	12:00
SAN DIEGO CHARGERS AT CLEVELAND BROWNS	1:00
SEATTLE SEAHAWKS AT DETROIT LIONS	1:00
JACKSONVILLE JAGUARS AT GREEN BAY PACKERS	12:00
MIAMI DOLPHINS AT N.Y. JETS	1:00
ATLANTA FALCONS AT PHILADELPHIA EAGLES	1:00
WASHINGTON REDSKINS AT PITTSBURGH STEELERS	1:00
NEW ENGLAND PATRIOTS AT ST. LOUIS RAMS (LONDON)	6:00
INDIANAPOLIS COLTS AT TENNESSEE TITANS	12:00
OAKLAND RAIDERS AT KANSAS CITY CHIEFS	3:05
N.Y. GIANTS AT DALLAS COWBOYS	3:15
NEW ORLEANS SAINTS AT DENVER BRONCOS	6:20

MONDAY, OCTOBER 29

SAN FRANCISCO 49ERS AT ARIZONA CARDINALS	5:30
--	------

THURSDAY, NOVEMBER 1

(WEEK 9)

(BYES: NEW ENGLAND, NY JETS, ST. LOUIS, SAN FRANCISCO)

KANSAS CITY CHIEFS AT SAN DIEGO CHARGERS	5:20
--	------

SUNDAY, NOVEMBER 4

DENVER BRONCOS AT CINCINNATI BENGALS	1:00
BALTIMORE RAVENS AT CLEVELAND BROWNS	1:00
ARIZONA CARDINALS AT GREEN BAY PACKERS	12:00
BUFFALO BILLS AT HOUSTON TEXANS	12:00
MIAMI DOLPHINS AT INDIANAPOLIS COLTS	1:00
DETROIT LIONS AT JACKSONVILLE JAGUARS	1:00
CHICAGO BEARS AT TENNESSEE TITANS	12:00
CAROLINA PANTHERS AT WASHINGTON REDSKINS	1:00
TAMPA BAY BUCCANEERS AT OAKLAND RAIDERS	1:05
MINNESOTA VIKINGS AT SEATTLE SEAHAWKS	1:05
PITTSBURGH STEELERS AT N.Y. GIANTS	4:15
DALLAS COWBOYS AT ATLANTA FALCONS	8:20

MONDAY, NOVEMBER 5

PHILADELPHIA EAGLES AT NEW ORLEANS SAINTS	7:30
---	------

THURSDAY, NOVEMBER 8

(WEEK 10)

(BYES: ARIZONA, CLEVELAND, GREEN BAY, WASHINGTON)

INDIANAPOLIS COLTS AT JACKSONVILLE JAGUARS	8:20
---	-------------

SUNDAY, NOVEMBER 11

OAKLAND RAIDERS AT BALTIMORE RAVENS	1:00
DENVER BRONCOS AT CAROLINA PANTHERS	1:00
N.Y. GIANTS AT CINCINNATI BENGALS	1:00
TENNESSEE TITANS AT MIAMI DOLPHINS	1:00
DETROIT LIONS AT MINNESOTA VIKINGS	12:00
BUFFALO BILLS AT NEW ENGLAND PATRIOTS	1:00
ATLANTA FALCONS AT NEW ORLEANS SAINTS	12:00
SAN DIEGO CHARGERS AT TAMPA BAY BUCCANEERS	1:00
N.Y. JETS AT SEATTLE SEAHAWKS	1:05
DALLAS COWBOYS AT PHILADELPHIA EAGLES	4:15
ST. LOUIS RAMS AT SAN FRANCISCO 49ERS	1:15
HOUSTON TEXANS AT CHICAGO BEARS	7:20

MONDAY, NOVEMBER 12

KANSAS CITY CHIEFS AT PITTSBURGH STEELERS	8:30
---	------

THURSDAY, NOVEMBER 15

(WEEK 11)

(BYES: MINNESOTA, NY GIANTS, SEATTLE, TENNESSEE)

MIAMI DOLPHINS AT BUFFALO BILLS	8:20
---------------------------------	------

SUNDAY, NOVEMBER 18

ARIZONA CARDINALS AT ATLANTA FALCONS	1:00
TAMPA BAY BUCCANEERS AT CAROLINA PANTHERS	1:00
CLEVELAND BROWNS AT DALLAS COWBOYS	12:00
GREEN BAY PACKERS AT DETROIT LIONS	1:00
JACKSONVILLE JAGUARS AT HOUSTON TEXANS	12:00
CINCINNATI BENGALS AT KANSAS CITY CHIEFS	12:00
INDIANAPOLIS COLTS AT NEW ENGLAND PATRIOTS	1:00
N.Y. JETS AT ST. LOUIS RAMS	12:00
PHILADELPHIA EAGLES AT WASHINGTON REDSKINS	1:00
NEW ORLEANS SAINTS AT OAKLAND RAIDERS	1:05
SAN DIEGO CHARGERS AT DENVER BRONCOS	2:15
BALTIMORE RAVENS AT PITTSBURGH STEELERS *	8:20

MONDAY, NOVEMBER 19

CHICAGO BEARS AT SAN FRANCISCO 49ERS	5:30
--------------------------------------	------

THURSDAY, NOVEMBER 22

(WEEK 12)

HOUSTON TEXANS AT DETROIT LIONS	12:30
WASHINGTON REDSKINS AT DALLAS COWBOYS	3:15
NEW ENGLAND PATRIOTS AT N.Y. JETS	8:20

ADMINISTRATION
COACHING STAFF
FOOTBALL OPERATIONS
FOOTBALL STAFF
PLAYERS
2011 SEASON IN REVIEW
COLTS HISTORY
RECORDS
COLTS IN THE COMMUNITY



ADMINISTRATION

COACHING STAFF

FOOTBALL OPERATIONS

FOOTBALL STAFF

PLAYERS

2011 SEASON IN REVIEW

COLTS HISTORY

RECORDS

COLTS IN THE COMMUNITY

SUNDAY, NOVEMBER 25

MINNESOTA VIKINGS AT CHICAGO BEARS	12:00
OAKLAND RAIDERS AT CINCINNATI BENGALS	1:00
PITTSBURGH STEELERS AT CLEVELAND BROWNS	1:00
BUFFALO BILLS AT INDIANAPOLIS COLTS	1:00
TENNESSEE TITANS AT JACKSONVILLE JAGUARS	1:00
DENVER BRONCOS AT KANSAS CITY CHIEFS	12:00
SEATTLE SEAHAWKS AT MIAMI DOLPHINS	1:00
ATLANTA FALCONS AT TAMPA BAY BUCCANEERS	1:00
BALTIMORE RAVENS AT SAN DIEGO CHARGERS	1:05
ST. LOUIS RAMS AT ARIZONA CARDINALS	2:15
SAN FRANCISCO 49ERS AT NEW ORLEANS SAINTS	3:15
GREEN BAY PACKERS AT N.Y. GIANTS *	8:20

MONDAY, NOVEMBER 26

CAROLINA PANTHERS AT PHILADELPHIA EAGLES	8:30
--	------

* - Sunday night games in Weeks 11-16 subject to change

THURSDAY, NOVEMBER 29

(WEEK 13)

NEW ORLEANS SAINTS AT ATLANTA FALCONS	8:20
---------------------------------------	------

SUNDAY, DECEMBER 2

JACKSONVILLE JAGUARS AT BUFFALO BILLS	1:00
SEATTLE SEAHAWKS AT CHICAGO BEARS	12:00
INDIANAPOLIS COLTS AT DETROIT LIONS	1:00
MINNESOTA VIKINGS AT GREEN BAY PACKERS	12:00
CAROLINA PANTHERS AT KANSAS CITY CHIEFS	12:00
NEW ENGLAND PATRIOTS AT MIAMI DOLPHINS	1:00
ARIZONA CARDINALS AT N.Y. JETS	1:00
SAN FRANCISCO 49ERS AT ST. LOUIS RAMS	12:00
HOUSTON TEXANS AT TENNESSEE TITANS	12:00
TAMPA BAY BUCCANEERS AT DENVER BRONCOS	2:05
PITTSBURGH STEELERS AT BALTIMORE RAVENS	4:15
CLEVELAND BROWNS AT OAKLAND RAIDERS	1:15
CINCINNATI BENGALS AT SAN DIEGO CHARGERS	1:15
PHILADELPHIA EAGLES AT DALLAS COWBOYS *	7:20

MONDAY, DECEMBER 3

N.Y. GIANTS AT WASHINGTON REDSKINS	8:30
------------------------------------	------

THURSDAY, DECEMBER 6

(WEEK 14)

DENVER BRONCOS AT OAKLAND RAIDERS	5:20
-----------------------------------	------

SUNDAY, DECEMBER 9

ST. LOUIS RAMS AT BUFFALO BILLS	1:00
ATLANTA FALCONS AT CAROLINA PANTHERS	1:00
DALLAS COWBOYS AT CINCINNATI BENGALS	1:00
KANSAS CITY CHIEFS AT CLEVELAND BROWNS	1:00
TENNESSEE TITANS AT INDIANAPOLIS COLTS	1:00
N.Y. JETS AT JACKSONVILLE JAGUARS	1:00
CHICAGO BEARS AT MINNESOTA VIKINGS	12:00
SAN DIEGO CHARGERS AT PITTSBURGH STEELERS	1:00
PHILADELPHIA EAGLES AT TAMPA BAY BUCCANEERS	1:00
BALTIMORE RAVENS AT WASHINGTON REDSKINS	1:00
MIAMI DOLPHINS AT SAN FRANCISCO 49ERS	1:05
NEW ORLEANS SAINTS AT N.Y. GIANTS	4:15
ARIZONA CARDINALS AT SEATTLE SEAHAWKS	1:15
DETROIT LIONS AT GREEN BAY PACKERS *	7:20

MONDAY, DECEMBER 10

HOUSTON TEXANS AT NEW ENGLAND PATRIOTS	8:30
--	------

* - Sunday night games in Weeks 11-16 subject to change

THURSDAY, DECEMBER 13

(WEEK 15)

CINCINNATI BENGALS AT PHILADELPHIA EAGLES	8:20
---	------

SUNDAY, DECEMBER 16

N.Y. GIANTS AT ATLANTA FALCONS	1:00
DENVER BRONCOS AT BALTIMORE RAVENS	1:00
GREEN BAY PACKERS AT CHICAGO BEARS	12:00
WASHINGTON REDSKINS AT CLEVELAND BROWNS	1:00
INDIANAPOLIS COLTS AT HOUSTON TEXANS	12:00
JACKSONVILLE JAGUARS AT MIAMI DOLPHINS	1:00
TAMPA BAY BUCCANEERS AT NEW ORLEANS SAINTS	12:00
MINNESOTA VIKINGS AT ST. LOUIS RAMS	12:00
DETROIT LIONS AT ARIZONA CARDINALS	2:05
SEATTLE SEAHAWKS AT BUFFALO BILLS (TORONTO)	4:05
CAROLINA PANTHERS AT SAN DIEGO CHARGERS	1:05
PITTSBURGH STEELERS AT DALLAS COWBOYS	3:15
KANSAS CITY CHIEFS AT OAKLAND RAIDERS	1:15
SAN FRANCISCO 49ERS AT NEW ENGLAND PATRIOTS *	8:20

MONDAY, DECEMBER 17

N.Y. JETS AT TENNESSEE TITANS	7:30
-------------------------------	------

SATURDAY, DECEMBER 22

(WEEK 16)

ATLANTA FALCONS AT DETROIT LIONS	8:30
----------------------------------	------

SUNDAY, DECEMBER 23

N.Y. GIANTS AT BALTIMORE RAVENS	1:00
OAKLAND RAIDERS AT CAROLINA PANTHERS	1:00
NEW ORLEANS SAINTS AT DALLAS COWBOYS	12:00
TENNESSEE TITANS AT GREEN BAY PACKERS	12:00
MINNESOTA VIKINGS AT HOUSTON TEXANS	12:00
NEW ENGLAND PATRIOTS AT JACKSONVILLE JAGUARS	12:00
INDIANAPOLIS COLTS AT KANSAS CITY CHIEFS	12:00
BUFFALO BILLS AT MIAMI DOLPHINS	1:00
WASHINGTON REDSKINS AT PHILADELPHIA EAGLES	1:00
CINCINNATI BENGALS AT PITTSBURGH STEELERS	1:00
ST. LOUIS RAMS AT TAMPA BAY BUCCANEERS	1:00
CLEVELAND BROWNS AT DENVER BRONCOS	2:05
CHICAGO BEARS AT ARIZONA CARDINALS	2:15
SAN FRANCISCO 49ERS AT SEATTLE SEAHAWKS	1:15
SAN DIEGO CHARGERS AT N.Y. JETS *	8:20

* - Sunday night games in Weeks 11-16 subject to change

SUNDAY, DECEMBER 30

(WEEK 17)

TAMPA BAY BUCCANEERS AT ATLANTA FALCONS	1:00
N.Y. JETS AT BUFFALO BILLS	1:00
BALTIMORE RAVENS AT CINCINNATI BENGALS	1:00
CHICAGO BEARS AT DETROIT LIONS	1:00
HOUSTON TEXANS AT INDIANAPOLIS COLTS	1:00
GREEN BAY PACKERS AT MINNESOTA VIKINGS	12:00
MIAMI DOLPHINS AT NEW ENGLAND PATRIOTS	1:00
CAROLINA PANTHERS AT NEW ORLEANS SAINTS	12:00
PHILADELPHIA EAGLES AT N.Y. GIANTS	1:00
CLEVELAND BROWNS AT PITTSBURGH STEELERS	1:00
JACKSONVILLE JAGUARS AT TENNESSEE TITANS	12:00
DALLAS COWBOYS AT WASHINGTON REDSKINS	1:00
KANSAS CITY CHIEFS AT DENVER BRONCOS	2:15
OAKLAND RAIDERS AT SAN DIEGO CHARGERS	1:15
ARIZONA CARDINALS AT SAN FRANCISCO 49ERS	1:15
ST. LOUIS RAMS AT SEATTLE SEAHAWKS	1:15

LUCAS OIL

ENGINE OIL STOP LEAK

Lucas Engine Oil Stop Leak is an all new formulation of Lucas additives and very specific base stocks designed to stop seal leaks in engines!

KEY BENEFITS

- Compatible with petroleum, semi-synthetic and full synthetic motor oils
 - Renews worn seals with no risk of damage or eventual corrosion
- Reduces engine noise and oil consumption, while raising oil pressure
 - Contains no harmful solvents



product# 10279

product# 10278



IT WORKS!

www.LucasOil.com • (800) 342-2512