

INDIANAPOLIS

COLTS



KEITH BUTZ

1984 Media Guide

\$ 3.00

I HAVE TOUGH STANDARDS

It's what I expect from my players and from the dealerships whose cars I drive. That's why my car dealer is DELLEN.




5350 N. KEYSTONE AVENUE
INDIANAPOLIS



BUICK OLDSMOBILE PONTIAC GMC
GREENFIELD



3000 N. KEYSTONE AVENUE
INDIANAPOLIS

Official Dealer Indianapolis COLTS 

INDIANAPOLIS COLTS 1984 SCHEDULE

PRESEASON

Date	Opponent	Time	1983 Record
8/4	at Miami *	8:00 p.m.	(12-4)
8/11	NEW YORK GIANTS	7:30 p.m.	(3-12-1)
8/18	at Denver Broncos *	7:00 p.m.	(9-7)
8/25	at Green Bay Packers	7:00 p.m.	(8-8)

REGULAR SEASON

Date	Opponent	Time	1983 Record
9/2	<u>NEW YORK JETS</u>	3:00 p.m.	(7-9)
9/9	at Houston Oilers	3:00 p.m.	(2-14)
9/16	ST. LOUIS CARDINALS	12:00 noon	(8-7-1)
9/23	at <u>Miami Dolphins</u> *	4:00 p.m.	(12-4)
9/30	<u>BUFFALO BILLS</u>	12:00 noon	(8-8)
10/7	WASHINGTON REDSKINS*	12:00 noon	(14-2)
10/14	at Philadelphia Eagles	1:00 p.m.	(5-11)
10/21	PITTSBURGH STEELERS *	12:00 noon	(10-6)
10/28	at Dallas Cowboys *	12:00 noon	(12-4)
11/4	SAN DIEGO CHARGERS	1:00 p.m.	(6-10)
11/11	at <u>New York Jets</u>	1:00 p.m.	(7-9)
11/18	<u>NEW ENGLAND PATRIOTS</u>	1:00 p.m.	(8-8)
11/25	at Los Angeles Raiders *	1:00 p.m.	(12-4)
12/2	at <u>Buffalo Bills</u>	1:00 p.m.	(8-8)
12/9	<u>MIAMI DOLPHINS</u> *	1:00 p.m.	(12-4)
12/16	at <u>New England Patriots</u>	1:00 p.m.	(8-8)

* 1983 playoff team

HOME GAMES IN CAPS

AFC East foes underlined

NOTE: All times are local to game site

INDEX

Alumni	112	Records:	
Biographies:		Attendance	123
Assistant Coaches	6	Individual	123
Chernoff, Michael	4	Team	127
Draft Choices	63	Results:	
Free Agents	68	Preseason	140
Irsay, Jim	4	Regular Season	144
Irsay, Robert	3	Review of 1983	
Kush, Frank	5	Game Summaries	71-81
Player Personnel	9	Overview	70
Terpening, Bob	9	Statistics:	
Trainers	10	Individual/Team	82-85
Building the Colts	69	Game by Game	86-91
Championship Games/		Roster	Insert
Teams	105-111	Schedule:	
Coaching Records	139	Colts	1
Colt Lasts	89	NFL	164-166
Depth Chart	Insert	Post-Season	166
Draft History	117	Series Records	152-154
Durability Leaders	122	Stadiums	116
Hall of Fame Colts	99-102	Top Single Game	
History of the Colts	92-98	Performances:	
Honors:		Colts	132-134
All Pro	103	Opponents	139
Pro Bowl	104	Travel Headquarters	143
League Contacts	168	Year by Year	
Longest in Colt History	140	Leaders	135-138

INDIANAPOLIS COLTS ADMINISTRATION

Front Office

Robert Irsay President and Treasurer
 James Irsay Vice President and General Manager
 Michael G. Chernoff Vice President and General Counsel
 Bob Terpening Assistant General Manager
 Joe Dezelan Comptroller
 Pete Ward Director of Operations
 Bob Walters Director of Public Relations
 Larry Hall Ticket Manager
 Bob Eller Assistant Director of Public Relations
 David Filar Purchasing Administrator
 Jon Scott Equipment Manager
 Marty Heckscher Cinematographer
 John Starliper Assistant Cinematographer
 Don Ferguson Photographer
 Meg Irsay Cheerleader Director

Coaching Staff

Frank Kush Head Coach
 Zeke Bratkowski Offensive Coordinator/Quarterbacks
 George Catavolos Defensive Backfield
 Gunther Cunningham Defensive Line
 Hal Hunter Offensive Line
 Richard Mann Wide Receivers
 Roger Theder Running Backs
 Rick Venturi Linebackers
 Mike Westhoff Tight Ends/Special Teams/Weight Training

Personnel Staff

Jack Bushofsky Director of Player Personnel
 Clyde Powers College Scout
 Joe Clune Pro Scout

Medical Staff

Hunter Smith Head Trainer
 Dave Hammer Assistant Trainer

Office Staff

Cathy Catellier Head Coach Secretary
 Kathryn Martell Personnel Secretary
 Gretchen Meyer Public Relations Secretary
 Janet Motsinger Bookkeeper
 Kristen Palmore Receptionist
 Sally Rogers General Manager Secretary
 Beverly Slater Bookkeeper
 James Bass Building and Grounds
 Norm Mueller Office Assistant

THE INDIANAPOLIS COLTS

P.O. Box 20000
 4900 Kessler Boulevard, E. Dr.
 Indianapolis, Indiana 46220
 Telephone: 317-252-COLT

COLTS TICKET OFFICE

Hoosier Dome
 100 South Capitol Avenue
 Indianapolis, Indiana 46225
 Telephone: 317-632-3663

The Colts' 1984 Media Guide was compiled by the Indianapolis Colts' Public Relations Department and is meant to serve as an information source for the media and NFL fans. The Colts would like to thank all those who have contributed to its contents including Western Newspaper Publishing Company, Bob and Robin Jenkins, Tim Paramore and photographers Don Ferguson, Jim Schweiker, Herb Kister, Ron and Dave Ross and Mort Tadder. The cover art was designed by Keith Butz, well-known Indiana sports illustrator.

INDIANAPOLIS COLTS OFFICERS

ROBERT IRSAY

President and Treasurer

"The greatest thrill I've had in football was on April 2, 1984, when I walked into the Hoosier Dome with Mayor (Bill) Hudnut in front of all those fans," says Robert Irsay of the 20,000 people who showed up to welcome the Colts to Indianapolis. "It is my intention," Irsay continues, "for the Colts to be a vital contributing member of the greater Indianapolis community."

Irsay became owner of the Colts July 26, 1972, when he traded his recently-acquired

Los Angeles Rams to Carroll Rosenbloom for the Colt franchise. Irsay had purchased the Rams from the estate of Dan Reeves.

Irsay was born March 5, 1923, in Chicago's northern "Bucktown" section. He worked his way through the University of Illinois where he earned a Bachelor of Science degree in mechanical engineering. While attending Illinois, he was an Illini football teammate of former Colt Alex Agase.

From 1941 to 1945 he served in the United States Marine Corps. Following his discharge from the service, he worked for a mechanical contracting company in Chicago.

In 1952 he formed the Robert Irsay Company of Skokie, Ill. After building the business into one of the largest and most respected heating, ventilating and air conditioning companies in the world, in 1971 Irsay sold his company to a firm listed on the New York Stock Exchange. He remained associated with the firm until 1978 when he formed Colt Construction and Development Co., and its affiliate, Colt Developers, Co., which are diversified construction and development companies.

Irsay is an active supporter of many charitable organizations. Among those are: Riley Children's Hospital and Black Expo in Indianapolis; Stritch School of Medicine at Loyola University in Chicago; Clearbrook Center for Retarded Children in Rolling Meadows, Ill.; and, the Troubled Children's Foundation Center in Hialeah, Fla. He makes further donations through the Colts as a member of NFL Properties which dedicates a major portion of its earning to NFL Charities.

Irsay and his wife, Harriet, have two sons, Tom (30) and Jim (25). Jim is associated with the Colts as the club's general manager.



JIM IRSAY

General Manager

Upon completion of the Colts' move to Indianapolis, Jim Irsay was named general manager. He joined the Colts organization in January of 1982 after his graduation from Southern Methodist University. Following a period of orientation in all administrative and football aspects of the club, Jim was added to the Colts' personnel department during the 1983 off-season and took over as acting general manager of the Colts in early 1984.



Jim, 25, received a bachelor's degree in broadcast journalism from SMU, where he played linebacker for the Mustangs for a year and a half under current New England Patriot Head Coach Ron Meyer. Born June 13, 1959 in Lincolnwood, Ill., Jim attended Loyola Academy in Wilmette, Ill. He and his wife, Meg, have two daughters, Carlie (3) and Casey (1) and reside in Indianapolis.

MICHAEL G. CHERNOFF

Vice President and General Counsel

Since March of 1975 Michael Chernoff has been vice president and general counsel for Robert Irsay's various business concerns including the Colt football team.

The Glencoe, Ill., native received his bachelor's degree from the University of Chicago in 1956 and then stayed on at Chicago to receive his Doctor of Law degree in 1959. Chernoff was in private practice until 1974 when he became vice president and general counsel to a Fortune 500 company, one year before joining



Irsay. Chernoff's legal background includes extensive work in corporate law, securities, real estate and taxes. He has also played a key role in negotiating commercial, player and other contracts, including the contract that put the Colts in Indianapolis.

Chernoff, who resides in Chicago with his wife, Eunice, has three children, Susan (25), Steven (22) and Robert (14).

FRANK KUSH

HEAD COACH

Head Coach Frank Kush is in the process of putting together the third chapter in his reign as the director of football operations of the proud NFL Colts, and if his system harkens the same improvement this year as it did last year, there are going to be a lot of happy pro football fans in Indianapolis.

Chapter One saw Kush revitalize a struggling Colts' team in 1982 with a two-thirds turnover in personnel. That youthful team went 3-2 in the pre-season and then suffered through the strike-shortened '82 campaign at a winless 0-8-1.

Chapter Two featured the biggest improvement in NFL history for a team that had not won a game the previous year. The Colts, led by the top running game in the AFC and the second-best rushing statistics in the NFL, posted a 7-9 record. And that was with a team that was both the youngest and least experienced in the NFL.

Chapter Three is going to be a tale of a new city; of a team that is both a year older and a year more experienced; and of a continuation of the coaching tenets that have proven effective for more than a quarter century of coaching.

"My coaching philosophy is a disciplined approach which emphasizes conditioning and the fundamentals of the game in addition to mental preparation," says Kush, "but above all, everyone must be motivated toward the same objective . . . success." Kush's career record as a head coach is proof that his approach to the game is both sound and successful.

During his 22-year tenure (1958-79) as head coach at Arizona State University, Kush compiled one of the most impressive records in college football history. His career record of 176-54-1 (a .764 winning percentage) was ranked second among active NCAA coaches at the time of his departure from ASU.

Kush entered the professional ranks for the first time in 1981 when he was named head coach of the Hamilton Tiger-Cats of the Canadian Football League. He continued his success in the CFL by posting an 11-4-1 mark which earned a first place finish in the Eastern Conference.

Kush succeeded Dan Devine as head coach at Arizona State in 1958 after serving three years as the varsity line coach. He posted a winning record in 20 of 21 full seasons while moving the Sun Devils from the Border Conference to the Western Athletic Conference (1962) and then to the Pac-10 (1978). His clubs won two Border Conference titles and seven WAC titles in addition to posting a 6-1 mark in bowl competition.

One of Kush's most memorable bowl wins came in 1975 when the Sun Devils defeated heavily favored co-Big Eight champion Nebraska, 17-14, in the Fiesta Bowl. The victory concluded a perfect 12-0 campaign for Arizona State and earned the team a No. 2 ranking in both national wire service polls and a No. 1 national ranking by the Sporting News. For his efforts with the '75 club which contained only eight seniors, Kush was named "Coach of the Year" by the American Football Coaches Association and by the Walter Camp Foundation.

One of fifteen children, Kush was born on January 20, 1929 in Windber, Pa. He won all-state honors on the Windber High football team and was elected class president three times. In 1948,



he enrolled at Washington and Lee but transferred to Michigan State after one semester. He earned All-America honors as a 175-pound defensive guard and played in only one losing effort during his three-year Spartan career.

Kush has earned a master's degree in education from ASU. He and his wife, Fran, have three sons. Dan (29) holds several ASU placekicking records and works as an engineer in Arizona. David (27), graduated in May of 1984 from the University of Arizona School of Medicine. Damian (23) is a senior at ASU majoring in architectural design.

ZEKE BRATKOWSKI, Offensive Coordinator/Quarterbacks

The most experienced NFL coach on Frank Kush's staff is Zeke Bratkowski who serves as the Colts' offensive coordinator and quarterback coach. Prior to joining the Colts last year, Bratkowski served as an assistant in the National Football League for 12 seasons including the last three years as offensive backfield coach for the Green Bay Packers. He began his NFL coaching career in 1969-70 as Green Bay's backfield coach before serving as an assistant on the Chicago Bears staff from 1972 to 1974. In 1975, he rejoined the Packers as quarterback coach. Bratkowski played 14 seasons in the NFL at quarterback beginning in 1953 when he was the Bears number two draft choice. After one season with Chicago, he spent two years in the Air Force before returning to the Bears from 1957-60. He played with the Los Angeles Rams from 1961-63 and then moved to Green Bay where he played from 1963-68 and 1971. Bratkowski was born on October 20, 1931 in Danville, Ill. He and his wife, Mary Elizabeth, have three children, Robert (27), Steve (24) and Kassie (22).



GEORGE CATAVOLOS, Defensive Secondary

George Catavolos is the latest addition to the Colts' coaching staff, coming aboard in May of 1984.

Catavolos, 39, was born May 8, 1945, in Chicago, Ill., and was raised in Cleveland, O. He attended West Technical High School there before going on to a starring role as a defensive back for the Purdue Boilermaker football team. Catavolos was co-captain of the 1967 Purdue Rose Bowl champion team that defeated USC, 14-13, and also received that year's Noble E. Kiser Award for academic excellence.



After receiving his bachelor's degree in physical education from Purdue in 1967, he stayed on with Coach Jack Mollenkopf's staff as a graduate assistant for two years while completing his master's degree. Catavolos took his first full-time coaching assistantship at Middle Tennessee State in 1969 before moving on to coach the University of Louisville's defensive backs in 1970. From 1971 through 1976 he returned to his alma mater of Purdue and coached the defensive backs under head coaches Bob DeMoss and Alex Agase. He then moved on to coach the secondary at Kentucky under Fran Cursi from 1977 through 1981 and was the secondary coach for Johnny Majors at Tennessee in 1982 and 1983.

He and his wife, the former Tona Jones from Royal Center, Ind., have a one-year-old daughter, Lindsay Marie. George's parents, Lou and Helen, reside in Lafayette, Ind.

GUNTHER CUNNINGHAM, Defensive Line

Gunther Cunningham will again be in charge of the Colts defensive line. Before joining the Colts coaching staff in 1982, he handled the defensive linemen and linebackers for Frank Kush's Hamilton Tiger-Cat club of the CFL during the 1981 season. Prior to working with Kush at Hamilton, he served four seasons (1977-80) at the University of California where he worked with the defensive secondary in 1977 and then served as defensive coordinator in his final three



years under Colts runningback coach Roger Theder. After his graduation from the University of Oregon in 1968, Cunningham coached the Ducks' defensive line for three seasons (1969-71) before moving to Arkansas as defensive secondary coach (1972) and then to Stanford to handle the linemen (1973-76). Born on June 19, 1946 in Munich, Germany, Cunningham was raised in Lompac, Calif. He and his wife, Rene, have a daughter, Natalie (8), and 1-year-old son, Adam.

HAL HUNTER, Offensive Line

For the third season Hal Hunter will be the architect of the Colts offensive line, a unit that in 1983 paved the way for the Colts' running game to rank first in the AFC and second in the NFL. Last year's unit was made up of one veteran, two rookies, a free agent and another player picked up on waivers, and two members of that group—veteran Ray Donaldson and rookie Chris Hinton—were named All Pro. With most of his regulars back from a year ago, the 1984 Colts offensive line promises to be among the best in the NFL.



Hunter, a native of Cannonsburg, Pa., was a starting linebacker and offensive guard at Pitt in the 1950s. He has more than 25 years of coaching experience. He coached on the college level from 1958 through 1980, which included a four-year stint in nearby Bloomington, Ind., from 1973 to 1976, on Lee Corso's staff. Hunter joined current Colts coach Frank Kush in the CFL in 1981.

Hunter and his wife, Eileen, now reside in Indianapolis. They have two daughters, Heidi and Heather, and one son, Hal.

RICHARD MANN, Wide Receivers

A former player and coach under Frank Kush at Arizona State, Richard Mann enters his third year with the Colts as receivers coach. Before joining the Colts' coaching staff in 1982, he served for eight years as a coach on the collegiate level. In 1980 and 81, Mann served as receivers coach at Louisville. Prior to his stay at Louisville, he coached for six seasons under Kush at Arizona State in charge of the receivers. As a player, Mann earned three varsity letters at Arizona State under



Kush. He started as a flanker but moved to the starting tight end position for his final two seasons. He caught 28 passes for 340 yards during his collegiate career. Mann was born on April 20, 1947 in Aliquippa, Pennsylvania. He and his wife, Karen, have three children, Deven (6), Richard (4) and Mario (2).

ROGER THEDER, Running Backs

Entering his second season with the Colts, Roger Theder is in charge of the running backs. Before joining the Colts staff in 1982, he served as head coach at the University of California for four years (1978-81), after handling the Golden Bears' quarterbacks and receivers from 1972-77. During his collegiate coaching career, Theder contributed to the development of All American quarterbacks such as Rich Campbell, Steve Bartkowski and Jim Plunkett. He started his coaching career as a graduate assistant at Bowling Green in 1963 before moving to Northern Illinois as quarterbacks and receivers coach (1964-67). He served as quarterbacks coach at Stanford from 1968-71 and the Cardinals were Rose Bowl winners in each of his last two seasons. Theder is a graduate of Western Michigan where he lettered three years at quarterback and earned All Conference honors as a senior. Theder was born on September 22, 1939 in Watertown, Wis. He and his wife, Marie, have three children, Rick (18), Denae (16), and Monique (11).



RICK VENTURI, Defensive Coordinator/Linebackers

Entering his third year of coaching at the professional level, Rick Venturi will serve as the Colts' defensive coordinator and again handle the Colts linebacking unit. He joined the Colts staff in 1982 after serving as a guest linebacker coach for Frank Kush's Hamilton club during training camp in 1981. Venturi had coached for 13 years at the collegiate level including three seasons (1978-80) as head coach at his alma mater Northwestern. He began his coaching career at NU serving as the freshman coach in 1968-69 before taking charge of the defensive secondary (1970-72) at the varsity level. In 1973 he moved to Purdue where he handled the linebackers for four seasons before taking the defensive backfield post at Illinois in 1977. He lettered three years at Northwestern as quarterback, defensive back and linebacker. Born on February 23, 1946 in Taylorville, Ill., Venturi was raised in the Decatur, Rockford and Pekin sections of Illinois. He and his wife, Cheri, have two children, Marin (13) and Jason (11).



MIKE WESTHOFF,

Tight Ends/Special Teams/Weight Training Coordinator

In his third year with the Colts and as the youngest member of Frank Kush's eight-man staff, Mike Westhoff will serve as the team's tight ends and special teams coach as well as weight training coordinator. The 35-year-old Westhoff worked as offensive line coach at Texas Christian in 1981 after working three seasons in the same capacity at Northwestern under Colts line-backer coach Rick Venturi. While at Northwestern he also assisted in the weight training program. Westhoff initially entered the college ranks in 1974 as a graduate assistant and later a part-time coach at Indiana University in Bloomington, Ind. where he handled the linebackers and defensive line. He moved to a full-time post as offensive line coach at Dayton in 1976 before taking over the defensive line and linebackers at Indiana State in 1977. Westhoff was a start-



ing tight end for three years at Wichita State, earning MVP honors as a junior. Born January 10, 1948 in Pittsburgh, he was raised in Bethel Park, Pa. He and his wife, Marilyn have one son, John (3).

BOB TERPENING, Assistant General Manager

Bob Terpening, whose association with the Colts dates back to 1970, was promoted to assistant general manager of the club in May of 1984.

Terpening, 43, began working with the Colts in 1970 grading films during his tenure as the head football coach at Baltimore City College H.S. Then in 1971 he joined the New England Patriots' scouting department. In 1977 Terpening returned to the Colts as a college scout and in January of 1982 was named Director of Pro Personnel. He held that position until his elevation to assistant GM this spring.

Terpening received his bachelor's degree from Shepherd College in West Virginia and then earned his master's degree from the University of West Virginia. He also did additional graduate study at Johns Hopkins.

Terpening and his wife, Virginia, have two sons, Chris (12) and Matt (8). The family resides in Indianapolis.



JACK BUSHOFSKY, Player Personnel Director

Jack Bushofsky was named the Colts Player Personnel Director in June, 1983 and is responsible for directing the college scouting aspects of the Colts personnel department. Bushofsky served the previous four years as a college and pro personnel scout with the Tampa Bay Buccaneers. Before joining the Bucs in 1979, he worked two years as a BLESTO combine scout. The 46-year old Pittsburgh native has had an extensive career in football serving as head coach at his alma mater, Austin Peay (1973-76), assistant coach at Villanova (1968-72), and several years in the Pittsburgh high school system. After serving in the Marine Corps, he earned Little All-America honors as a guard and linebacker at Austin Peay from 1959-61 where he received a bachelor's degree in health and education and a master's degree in administration. Born October 8, 1937 in Pittsburgh, he and his wife, Mary Ann, have three children, Danielle (16), Jeffery (14) and Bryne Marie (9).



CLYDE POWERS, College Scout

Clyde Powers, joined the Colts Personnel Staff as a College Scout in January of 1982 after serving two years as an assistant coach for special assignments. While working on the Colts coaching staff, his responsibilities included on-the-field coaching, scouting the Colts' next opponent and assisting in the breakdown of offensive game films. He joined the Colts after playing six years in the NFL as a defensive back. Selected in the fifth round of the '74 draft by the N.Y. Giants, he played four seasons with the Giants until his release at the start of the '78 season. He played the final '78 game with the KC Chiefs and reported to their training camp in '79. A knee injury ended his playing career. He was a three-year letter winner at Oklahoma



and earned All Big-8 honors at safety in his senior year. Born on August 19, 1951 in Pascagoula, Mississippi, he grew up in Lawton, Okla., and lived there during his off-season as a player.

HUNTER SMITH, Head Trainer

In his second year with the Colts, Hunter Smith was named the club's head athletic trainer in June of 1984. He served as the Colts' assistant trainer during the 1983 season following a one-year stint as the head trainer at William and Mary in 1982.

Prior to joining the staff at William and Mary, Smith served 10 years as an assistant professor in physical education and head athletic trainer at Salisbury State College. A Certified Athletic Trainer, he was one of the founding leaders of the Maryland State Certified Athletic Trainers Association. Smith earned his bachelor's degree in physical education from Florida State University in 1971 and a master's degree in physical education and health from Tennessee Technological University one year later. He is currently serving on the board of directors of the National Athletic Trainers Association. A native of Salisbury, Md., he and his wife Susan have one daughter, Kelly.



DAVE HAMMER, Assistant Trainer

Dave Hammer joined the Colt's training staff full-time in July of 1983. Dave served as a graduate assistant at Syracuse University from 1982-1984 under head trainer Don Lowe. Dave received his Masters Degree in Physical Education in June of 1984 after attending West Virginia University as an undergraduate 1977-1982. Hammer worked with the Colt's training staff during training camp of 1981 and part of the '82 and '83 seasons. Born in Pittsburgh, PA on May 10, 1959. Dave is single and resides in Indianapolis.

JON SCOTT, Equipment Manager

Jon Scott joined the Colts in March, 1982 as assistant equipment manager and was elevated to head of the club's equipment staff in November of the same year. Before joining the Colts on a full-time basis, Scott worked as assistant equipment manager at Arizona State University for two years. His association with the Colts began when he worked as an assistant to the equipment manager during the Club's 1979 and 1980 summer training camps. Scott received a bachelor's degree in Physical Education from Michigan State University in 1980 where he served as a student equipment manager for six years (1975-80). Born on December 18, 1956, Scott is a native of East Lansing, Michigan. He is single and resides in Indianapolis.



PLAYER BIO'S

SID ABRAMOWITZ (74) 2nd Yr. OT 6-6 279 Tulsa D-5 '83
Birthdate: May 21, 1960

PRO: Entering his second season with the Colts . . . Drafted in the fifth round of the '83 college draft . . . Was the 113th player taken overall.

1983: Played in 14 games . . . Started the season finale against Houston . . . Served as a backup to Karl Baldischwiler in the left tackle position . . . One of the strongest members of squad . . . Bench presses 440 pounds and squats 500.

GAMES PLAYED: Has played in 14 NFL contests, all with the Colts . . . Started in one vs. Houston (12/18) . . . 1983 14/1.

COLLEGE: Anchored Tulsa's offensive line during 10-1 campaign . . . Tulsa captured Missouri Valley title and national ranking (18th UPI, 20th AP) as a fifth-year senior . . . Superior drive blocker in run-orientated offense . . . Earned AP Honorable Mention All-America honors and First Team All-Missouri Valley as a junior and a senior . . . Played in '83 Blue-Gray Game, East-West Shrine Game and Senior Bowl . . . Transferred from the Air Force Academy after freshman year (1978) and sat out the next year . . . B.S. in Education.

PERSONAL: Born in Culver City, CA . . . Attended Leavenworth High School in Kansas . . . Won letters in football, wrestling and track . . . Spends off-season in Kansas City along with wife Sheri . . . Plays viola.



RAUL ALLEGRE (2) 2nd Yr. K 5-10 165 Texas Trade-Dallas '83
Birthdate: June 15, 1959

PRO: Entering his second season with the Colts . . . Obtained from Dallas in exchange for a ninth round draft choice (8/23/83) . . . Was a rookie free agent with the Cowboys.

1983: Played in all 16 games with the Colts . . . Exploded on the football scene by breaking many Colt kicking records . . . Was the leading scorer on the Colts with 112 points which broke a club record for most points kicking in a season . . . Completed 30 of 35 FG attempts for an 85.7

percent success mark which also is a team record . . . His 30 FGs breaks the old mark of 24 by Jim Martin in 1963 . . . Extremely accurate at distance kicking . . . Hit four of five from 50-plus yards . . . Hit five of six FGs at Philadelphia (10/30) to tie a Colt record set 12/14/54 and 9/25/66 . . . Ranked fourth in the AFC with 112 points . . . Ranked first in the AFC and third in the NFL with 30 field goals . . . Converted first nine field goal attempts and then hit eight in a row later in the year . . . Hit on 22 of 24 point-after-touchdowns . . . Only miss from 50-plus came on an NFL record-breaking 64-yard attempt.

RECORDS: Most field goals in a season (30) beats Colts record of 24 by Jim Martin (1963) . . . Five FGs in a game (10/30/83) ties record set 12/12/54 and 9/25/66 . . . Most points scored by placekicker with 112 points tops Toni Linhart's 109 in '76 . . . Second to Lenny Moore's 120 points in 1964 . . . Highest



FG percentage for career (minimum 30 attempts) with 85.7 percent.

GAMES PLAYED: Has played in 16 games, all with the Colts . . . 1983 16/0.

COLLEGE: Attended Texas final two years after transferring from University of Montana . . . Was Longhorn's leading scorer in only two years there . . . Career—27 of 45 FGs (60 percent) and 66 of 68 PATs (97 percent) . . . Honors civil engineering student.

PERSONAL: Born in Torreon, Coaguila, Mexico . . . Was a high school transfer student in Shelton, Wash., where he was introduced to football . . . Played soccer, baseball and basketball . . . Resides in Austin, Tex., in the off-season . . . Enjoys reading and playing piano . . . Single.

CAREER STATISTICS

SCORING


Year-Team	G	FGM-FGA	PCT	PATs	PCT	PTs
1983-Colts	16	30-35	.857	22-24	.917	112*

FIELD GOAL ACCURACY RECORD

1-19	20-29	30-29	40-49	50+	Total	LG
0-0	5-6	11-12	10-12	4-5	30-35	55

COLT FGs: @NE (25,52,33); DEN (32); @BUF (28,49,45); CHI (37,47,45NG,33); @CIN (29,53); NE (52); BUF (36NG); MIA (NA); @PHI (38,39,37,42,27NG,30); @NYJ (42); PITT (46,46NG,37); @MIA (NA); @CLV (31); NYJ (26,41); @DEN (42,55,41,26,64NG); HOU (48,37).

*Colt record for season scoring by a kicker



Raul Allegre shattered several Colt scoring marks in his explosive 1983 rookie debut.

KIM ANDERSON (26) 4th Yr. DB 5-10 182 Arizona State D-3 '79
Birthdate: July 19, 1957

PRO: Entering his fifth season with the Colts . . . Drafted in the third round of the '79 college draft, he was the second player picked by the club that year . . . Missed his rookie season with an ankle injury sustained in pre-season action at Cleveland (8/11/79).

1983: Played in all 16 games, started in nine . . . Started Denver game at SS (9/11) and then switched to FS . . . Used as nickel back in passing situations . . . Recorded 54 tackles (31 solo) . . . Credited with ½-sack for four yards (9/11) . . . Ranked fourth on the club in pass defenses with five . . . Intercepted two passes including a club-high 71-yard TD return against Houston in season finale . . . Returned another for 10 yards at Philly (10/30) . . . Best tackling effort came vs Denver (9/11) with 11 (seven solo) . . . Credited with six tackles and two assists on kickoff coverage unit.

CAREER NOTES: Played in all nine games of the strike-shortened '82 campaign . . . Started first two games of season at free safety vs. New England (9/12) and at Miami (9/19) . . . Recorded nine tackles and six assists for the season . . . Led the club in interceptions with two . . . Had one interception vs. Packers and returned another 25 yards at San Diego (12/26) . . . Played in 14 games in 1981 . . . Started in five contests including four at free safety and one at strong safety . . . Spent final two games of season on injured reserve with ankle injury sustained vs Dallas (12/6) . . . Recorded a career-high 37 solo tackles and five assists for the season . . . Career highs (eight tackles, one assist) came at Buffalo (10/4) and at Philadelphia (11/15) . . . Had one quarterback sack for 10 yards at Denver (9/20) . . . Had Colts longest interception return of season, 49 yards at Philadelphia . . . Tied for second on club in kickoff returns with 20 for 393 yards . . . Saw action in all 16 games in 1980 primarily as fifth defensive back in nickel defense . . . Recorded 13 tackles and two interceptions . . . Played extensively on special teams returning 20 kickoffs for 386 yards . . . Had best day at New England (11/23) when he returned four kicks for 98 yards . . . Also served as shallow safety on punt returns . . . Recorded four tackles and one assist on punt coverage unit . . . Versatile performer who can play all four defensive secondary positions . . . Worked at wide receiver during entire '80 training camp before being moved back to defense one week before season opener.

GAMES PLAYED: Has played in 55 regular season games with the Colts . . . Started in 16 games . . . 1979 0/0; 1980 16/0; 1981 14/5; 1982 9/2; 1983 16/9.

COLLEGE: Played two seasons at Arizona State at cornerback and safety . . . Ranked 10th in the NCAA and first in the PAC-10 in interceptions as a senior with seven for 44 yards . . . AP Honorable Mention All-America . . . UPI First Team All-West Coast . . . First Team All-PAC 10 . . . MVP in the '79 Challenge Bowl with three interceptions . . . Tied ASU record for most interceptions in a single game with two against USC his senior year.

PERSONAL: Born in Pasadena, California . . . Attended Pasadena High School . . . Enrolled at Pasadena Community College before transferring to ASU . . . Was a wide receiver in high school and junior college . . . Has completed work on a degree in Criminal Justice . . . Spent the off-season in Los Angeles . . . Hobbies include roller skating and bowling . . . Single.



CAREER STATISTICS

Year-Team	KICKOFF RETURNS						PUNT RETURNS					
	G	No	Yds	Avg	LG	TD	No	Yds	Avg	LG	TD	FC
1980-Colts	16	20	386	19.3	35	0	3	1	0.3	1	0	0
1981-Colts	14	20	393	19.7	30	0	2	6	3.0	6	0	0
1982-Colts	9	—	—	—	—	—	—	—	—	—	—	—
1983-Colts	16	—	—	—	—	—	—	—	—	—	—	—
TOTALS	55	40	779	19.5	35	0	5	7	1.40	6	0	0

INTERCEPTIONS

	No.	Yds	Avg	LG	TD
1980-Colts	2	35	17.5	18	0
1981-Colts	1	49	49.0	49	0
1982-Colts	2	25	12.5	25	0
1983-Colts	2	81	40.5	71t	1
TOTALS	7	190	27.1	71t	1

CAREER BEST

KICKOFF RETURNS

Number: 4 vs Cleveland 11/9/80, at New England 11/23/80, at Cincinnati 12/7/80, vs Miami 9/27/81
Yards: 98 at New England 11/23/80
Long: 35 at New England 11/23/80

**LARRY ANDERSON (30) 7th Yr. S 5-11 188 Louisiana Tech
 Waivers-Pittsburgh '82 Birthdate: September 25, 1956**

PRO: Entering his third season with the Colts and seventh in the NFL . . . Joined the Colts at the start of the 1982 season (9/8) after being released by Pittsburgh . . . Originally drafted on the fourth round by the Steelers in the 1978 draft . . . Played four seasons in Pittsburgh.

1983: Played in nine games with 6 starts . . . Started at strong safety for three games following opener before breaking right foot vs. Chicago (9/25) . . . Recovered in time for Miami (11/20) and started last three games of season . . . Also served as kickoff and punt return man . . . Recorded 10 solo tackles with 14 assists . . . Top effort came at Buffalo (9/18) with three tackles and five assists . . . Also recorded two tackles with four assists in season finale vs. Houston (12/18) . . . Snared one interception vs. the Jets (12/04) for no return . . . Recovered two fumbles including a 41 yard fumble return for TD vs. Denver (9/11) . . . Club leader in punt returns with 20 for 138 yds . . . Best effort vs. Denver with seven returns for 66 yds . . . Longest return at Buffalo (9/18) for 20 yards . . . Ranked third on the club with 18 kickoff returns for 309 yards . . . Best effort at Buffalo with four returns for 62 yards with a long-gainer of 26 yards.

CAREER NOTES: Played in all nine games in 1982 . . . Started at strong safety in final six games of the season . . . Recorded 24 tackles and 11 assists for the season . . . Led club with 27 kickoff returns for 517 yards and eight punt returns for 54 yards . . . His 33-yard kickoff return in season opener vs. Patriots (9/12) was Colt's longest of '82 season . . . Also had club's longest punt return of the year, 28 yards vs. Packers . . . Played in all 16 games with Steelers in 1981 . . . Played sparingly as reserve cornerback but saw extensive action as dual return specialist . . . Returned punts for first time in his career and responded with 10.4 yard average



to rank fifth in the AFC and 11th in the league . . . Averaged 22.3 yards on 37 kick-off returns during '81 campaign . . . Played in only four games in 1980 because of knee injury (nine games on injured reserve) . . . Had 63-yard kickoff return in season opener vs Houston (9/7) before injuring knee . . . Returned to lineup at Buffalo (11/23) but rib and kidney injury caused him to miss three more games . . . Saw action in season finale at San Diego (12/22) and returned five kickoffs for a career-high 123 yards . . . His 27.1 kickoff return average in '80 was good enough to rank second in the NFL but he failed to qualify because of limited (14) returns . . . Played in all 16 games in 1979 . . . Averaged 21.5 yards on 34 kickoff returns . . . Had first career interception vs Buffalo (12/16) which he returned 19 yards . . . Had record-setting kickoff return effort vs Los Angeles Rams in Super Bowl XIV (1/20/80) . . . Returned five kickoffs for 162 yards for an average of 32.4 yards per return, each a Super Bowl record at that time . . . Had four returns of 37 yards or more to give Steelers excellent field position . . . Two returns led to Steeler scores . . . Received consideration for MVP honors which went to Terry Bradshaw . . . Played in all 16 games as a rookie in 1978 . . . Started one contest . . . Established himself as return specialist by breaking Steelers' single-season records for kickoff returns (37) and KOR yardage (930).

RECORDS: Finished four-year Pittsburgh career as Steelers all-time leader in kickoff returns (122) and kickoff return yardage (2,866) . . . His 23.5 career kickoff return average with Pittsburgh ranks fifth on Steeler's all-time list . . . Holds Steeler record with 930 kickoff-return yards set in 1978 . . . Holds three Super Bowl records for kickoff returns including most, career (8), most, game (5 vs LA Rams, 1/20/80) and most yards, career (207).

GAMES PLAYED: Has played in 70 NFL games including 13 starting assignments . . . Has played in 18 games for the Colts with 12 starts . . . Appeared in 52 contests with Pittsburgh . . . Started 1 game with the Steelers . . . 1978 16/1; 1979 16/0; 1980 4/0; 1981 16/0; 1982 9/6; 1983 9/6.

COLLEGE: Four year starter at defensive back for Louisiana Tech . . . Began collegiate career as a walk-on . . . Earned Southland Conference "Defensive Player on the Year" honors as a senior . . . Also selected Third Team All-America by AP . . . Played in 1978 Independence Bowl in final season . . . Two-time All Conference selection . . . Earned a degree in Physical Education and Social Studies.

PERSONAL: Born and raised in Monroe, Louisiana . . . Attended Neville High School in Monroe . . . Lettered in football and track . . . Sprint relay hurdler . . . Member of state champion football team in 1973 . . . Works in college football clinics during offseason . . . Also works with the March of Dimes and coaches little league baseball . . . He and his wife, Bobbie, reside with their children, Rhonda and Kelvin, in Shreveport, La.

CAREER STATISTICS

Year-Team	KICKOFF RETURNS						PUNT RETURNS					
	G	No	Yds	Avg	LG	TD	No	Yds	Avg	LG	TD	FC
1978-Pitts . . .	16	37	930	25.1	95t	1						
1979-Pitts . . .	16	34	732	21.5	44	0						
1980-Pitts . . .	4	14	379	27.1	63	0						
1981-Pitts . . .	16	37	825	22.3	35	0	20	208	10.4	33	0	8
1982-Colts . . .	9	27	517	19.1	33	0	8	54	6.8	28	0	3
1983-Colts . . .	9	18	309	17.2	26	0	20	138	6.9	20	0	4
TOTALS	70	167	3692	22.1	95t	1	48	400	8.3	33	0	15

INTERCEPTIONS

	No	Yds	Avg	LG	TD
1980-Pitts . . .	2	35	17.5	18	0
1981-Pitts . . .	1	49	49.0	49	0
1982-Colts . . .	2	25	12.5	25	0
1983-Colts . . .	1	0	0	0	0
TOTALS	6	109	18.2	49	0

**CAREER BEST
KICKOFF RETURNS**

Number: 5 vs Cleveland 9/24/78, at San Diego 12/22/80

Yards: 123 at San Diego 12/22/80

Longest: 95t at Cleveland 10/15/78

Punt Returns

Number: 7 vs Denver 9/11/83

Yards: 66 vs Denver 9/11/83

Longest: 33 at Atlanta 11/15/81

Post Season Best: 5 returns, 162 yards, 45 longest vs LA Rams 1/20/80

**QUINTON BALLARD (97) 2nd Yr NT 6-3 276 Elon FA-'83
Birthdate: November 18, 1960**

PRO: Entering his second year with the Colts . . . Signed as a free agent 5/5/83 . . . Joined Colts after tryout with New Jersey of USFL.

1983: Played in 15 games . . . Started in three . . . Started at left defensive end at NY Jets (11/06) and at Miami (11/20) . . . Started at nose tackle in season finale vs. Houston (12/18) . . . Played mostly in backup role . . . Credited with 42 tackles including 24 solo . . . Had one loss-tackle for five yards . . . Also had two sacks for seven yards including one for two yards at NY Jets (11/06) and one for five yards vs. Houston (12/18) . . . Best game of season came vs Houston (12/18) with 10 solo tackles and four assists . . . Recorded 12 total tackles including seven solo in first professional start at the Jets (11/06) . . . Earned game ball . . . Caused a fumble at NY Jets . . . Had nine QB pressures on season . . . Also played on field goal block unit.

GAMES PLAYED: Has played in 15 NFL games . . . Has started in three . . . 1983 15/3.

COLLEGE: Lettered all four years at Elon College . . . Anchored defensive line on '80, '81 NAIA National Championship Teams . . . Was named captain of squad in 1982 . . . Named to All-Conference Team as a senior . . . Social Science major

PERSONAL: Born in Ahoskie, N.C., . . . Raised in Gates (N.C.) and attended Gates High School . . . Played football and basketball . . . Plans to continue studies at Elon in off-season . . . Quinton is single and resides in Burlington, N.C.



**PAT BEACH (81) 3rd Yr. TE 6-4 243 Washington State D-6 '82
Birthdate: December 28, 1958**

PRO: Entering his third season with the Colts . . . Was the Colts' sixth selection in the '82 college draft.

1983: Played in all 16 games . . . Started last two games of season when Tim Sherwin was slowed by neck injury . . . Played mainly as second tight end in double tight end formations and as snapper on punts . . . Caught five passes for 56 yards including a 12-yard TD pass vs. Houston (12/18) . . . Best effort came vs. Jets (12/04) with two receptions for 28 yards . . . Had at



least one reception in each of Colt's last three games . . . Longest reception was 16 yards vs the Jets (12/04). . . Recorded 11 tackles on punt coverage unit with two assists.

CAREER: Played in all nine games as a rookie in 1982 . . . Started season opener vs. New England (9/12) . . . Caught four passes for 45 yards and one touchdown during the season . . . Had one reception vs. four different teams . . . Caught first career touchdown pass (four yds) vs Cincinnati (12/5) . . . Leading tackler on the punt coverage unit with five stops . . . Had one assist on kickoff coverage.

GAMES PLAYED: Has played in 25 games for the Colts . . . Started in three contests . . . 1982 9/1; 1983 16/2.

COLLEGE: Lettered four years at Washington State . . . Caught 63 passes for 936 yards and 5 touchdowns during collegiate career . . . Three-year starter . . . Caught 17 passes for 230 yards as senior co-captain . . . Earned First Team All-America honors from Sporting News and Second Team AA recognition from NEA . . . Played in '82 East-West Shrine Game . . . Had best season as sophomore when he caught 23 passes for 354 yards . . . Missed most of freshman season with broken hand . . . Played in '81 Holiday Bowl . . . Majored in English and Economics.

PERSONAL: Born in Grants Pass, Oregon . . . Attended Pullman (Washington) High School . . . Lettered in football, basketball and track . . . Was Honorable Mention football All-America and placed second in discus and third in javelin in state track meet as a senior . . . Working toward his college degree during the off-season . . . Single and resides in Pullman.

CAREER STATISTICS

RECEIVING

Year-Team	G	No	Yds	Avg	LG	TD
1982-Colts . . .	9	4	45	11.3	17	1
1983-Colts . . .	16	5	56	11.2	16	1
Totals	25	9	101	11.2	17	2

MARK BELL (90) 5th Yr DE 6-5 235 Colorado State FA '83 Birthdate: August 30, 1957

PRO: Entering his second season with the Colts and fifth in the NFL . . . Joined the Colts on October 25, 1983 as a free agent after being released from Seattle on August 24, 1983 . . . Originally drafted in fourth round of '79 college draft by Seattle . . . Converted from tight end in 1981 training camp.

1983: Played in seven games with the Colts . . . Saw most of his action in passing situations . . . Possesses good pass rushing abilities.

CAREER NOTES: Played in all nine games of 1982 for the Seahawks . . . Started the season finale against Denver at defensive tackle . . . Missed the entire 1981 season with a knee injury suffered in training camp . . . Saw his first regular season action on the defensive line in 1982 after switching from tight end in training camp of 1981 . . . Played in 32 straight games at tight end in 1979 and 1980, starting one before missing the 1981 season. Caught three passes for 33 yards as a tight end.



COLLEGE: Caught 26 passes as a senior for 328 yards (12.6 avg) and three touchdowns . . . Had career-high seven receptions vs. Air Force in 1978 . . . Selected for Senior Bowl and Blue-Gray game . . . Had 34 career catches for 470 yards (13.8 yard average) . . . Four-year letterman . . . Led team in receiving as a senior . . . Business Major.

PERSONAL: Born in Wichita, Kansas . . . Attended Bishop Carroll High in Wichita . . . Lettered in football, basketball, baseball and golf . . . Played tight end and defensive end . . . Is identical twin of Kansas City Chief's defensive end Mike Bell . . . Involved with his brother in a youth football camp in Wichita . . . Works in his father's floor covering business in the off-season . . . Active in Easter Seals and March of Dimes . . . Enjoys golf and hunting . . . Single and resides in Wichita.

MATT BOUZA (85) 3rd Yr. WR 6-3 211 California FA '82
Birthdate: April 8, 1958

PRO: Entering his third season with the Colts . . . Joined the Colts on May 15, 1982 . . . Originally signed as free agent by San Francisco on May 8, 1981 . . . Released by 49ers on August 31, 1981 . . . Re-signed by San Francisco one day later (9/1) and played one game before being released (9/9).

1983: Started in first 11 games before separating shoulder at Philadelphia (10/30) . . . Was the team's leading receiver at the time . . . Ended up fourth on the team with 25 receptions for 385 yards (15.4 yd avg) . . . Missed the last five games . . . Best effort vs Chicago with six receptions for 83 yards . . . Was most productive game of career . . . Longest reception of year was for 26 yards vs New England (10/09) . . . Had five games of three or more receptions . . . Caught three passes for 47 yards at New England (9/04) . . . Had three receptions for 37 yards at Cincinnati (10/02) . . . Caught three passes for 57 yards at Philadelphia (10/30) . . . Had three receptions for 34 yards vs Pittsburgh (11/13) . . . Returned one kickoff for minus-four yards against New England (10/09).

CAREER NOTES: Started in all nine games in 1982 . . . Led club in receptions (22) and receiving yardage (287) . . . Tied for team lead in touchdowns (two) and scoring (12 points) . . . Had best performance of '82 when he caught 6 passes for 76 yards in season opener vs. New England (9/12) . . . Caught first touchdown pass of career vs Green Bay (12/19) in a five-reception, 73-yard performance . . . Caught at least one pass in every game except in season finale against Miami (1/2/83) . . . Also served as shallow returner in Colts two-deep punt formation . . . Returned two punts for no gain and made five fair catches . . . Returned three kickoffs for 31 yards.

HONORS: Selected to 1982 NFL Rookie All-Star team by Football Digest.

GAMES PLAYED: Has started in all 20 games he has appeared in for the Colts . . . Played one game with San Francisco ('81) . . . 1981 1/0; 1982 9/9; 1983 11/11.



COLLEGE: A freshman walk-on who lettered four seasons at California . . . Played under Colts assistant coach Roger Theder . . . Named to All PAC-10 Second Team as junior and senior . . . Totaled 103 receptions for 1482 yards during his final two seasons . . . Caught seven passes for 114 yards and one touchdown in '79 Garden State Bowl against Temple . . . Selected to play in 1980 Hula Bowl and Japan Bowl . . . Earned Political Science degree at Berkeley.

PERSONAL: Born in San Jose, Calif., . . . Attended Jesuit High School in Sacramento, Calif., . . . Played baseball, basketball and football . . . Played quarterback and defensive back and was All-City and All-Northern California in junior and senior years . . . Works in commercial real estate during off-season in Oakland, Calif. . . Also involved in March of Dimes Charities. . . Member of the FIC Sports Council which is headed by Charger Placekicker—Rolf Benirschke . . . Enjoys water and snow skiing as well as motor-cross . . . Matt and his wife, Marianne, reside in Orinda, California.

CAREER STATISTICS

Year-Team	RECEIVING						PUNT RETURNS					
	G	No	Yds	Avg	LG	TD	No	Yds	Avg	LG	TD	FC
1982-Colts	9	22	287	13.0	34	2	2	0	0.0	0	0	5
1983-Colts	11	25	385	15.4								
Totals	20	47	672	14.3	34	2	2	0	0.0	0	0	5

KICKOFF RETURNS

	No	Yds	Avg	LG	TD
1982 Colts	3	31	10.3	12	0
1983 Colts	1	-4	-4.0	-4	0
Totals	4	27	6.8	12	0

CAREER BEST

RECEIVING

Receptions: 6 vs New England 9/12/82
6 vs Chicago 9/25/83
Yards: 83 vs Chicago 9/25/83
Longest: 34 vs New England 9/12/82

GREG BRACELIN (52) 5th Yr LB 6-1 210 California Waivers-LA Raiders '82 Birthdate: April 16, 1957

PRO: Entering his third season with the Colts and fifth in the NFL . . . Joined the Colts on Aug. 3, 1982 after being waived by the LA Raiders . . . Originally drafted by Denver in the ninth round of the 1980 college draft . . . Played the '80 season with the Broncos . . . Released after the third pre-season game in 1981 (8/25/81) . . . Signed as free agent by Raiders (8/27) and then released (9/01) in '81 camp . . . Re-signed after the first game of the regular season (9/9) . . . Played remainder of '81 campaign with the Raiders.

1983: Played and started in all 16 games . . . Secured left outside linebacker spot during training camp . . . Played on right side in '82 . . . Was fifth-leading tackler on squad with 89 . . . Was second on club with 64 solo tackles . . . Top effort was vs Pittsburgh (11/13) with eight solo tackles and two assists . . . Also recorded seven tackles with two assists at the NY Jets (12/04) . . . Credited with six solo tackles and three assists at New England (9/04) . . . Had nine games with four or more solo tackles . . . Totalled five and a half QB sacks including two for 13 yards at New England (9/04) . . . Also credited with a 12-yard sack vs



New England (10/9) . . . Another sack was recorded on 10/30 at Philadelphia for 12 yards . . . Also credited with an assisted sack for three and a half yards vs. Pittsburgh (11/13) . . . Nailed final sack of season 12/11 at Denver with a 10-yarder . . . Intercepted two passes for 19 yards including a 19-yard return at New England (9/04) and a non-returned theft at NY Jets (11/06) . . . Caused three fumbles including one on special teams . . . Credited with four loss-tackles for 16 yards, six QB pressures and four pass defenses . . . Also played on punt and kickoff coverage teams . . . Recorded nine solo tackles and four assists on kickoff coverage unit . . . Credited with six solo tackles and one assist on punt coverage unit . . . "Plays big" despite lack of size for an NFL linebacker.

CAREER NOTES: Played in all nine games of '82 . . . Started final six contests at right outside linebacker . . . Given starting opportunity after Johnnie Cooks was moved inside and Cliff Odom sustained knee injury . . . Finished fifth on the team in tackles (30 solo, 27 assists) while starting only two-thirds of the season . . . Recorded first career interception at San Diego (12/26) and returned it 31 yards . . . Tied for second on club with two QB sacks for 13 yards . . . Had two tackles, one assist on kickoff coverage and two tackles, one assist on punt coverage . . . Played in 15 games with the Raiders during the 1981 season . . . Served mainly as a backup at all four LB positions . . . Played in 12 games with Denver in 1980 . . . Saw limited action as reserve linebacker.

GAMES PLAYED: Has played in 52 NFL games . . . Has played in 25 games with the Colts, 15 games with the Raiders and 12 games with Denver . . . Has started in 22 games, all with the Colts . . . 1980 12/0; 1981 15/0; 1982 9/6; 1983 16/16.

COLLEGE: Four-year letterman at the University of California . . . Converted from strong safety to linebacker before sophomore season and quickly emerged as a starter . . . Recorded three career interceptions . . . Earned All PAC-10 and All-West Coast honors . . . Played in the Garden State Bowl and the Japan Bowl as a senior . . . Earned a Social Science degree in spring, 1980.

PERSONAL: Born in Lawrence, Kansas . . . Attended DeAnza High School in Richmond, California . . . Earned three letters each in football and basketball and four in baseball . . . Played quarterback, running back and defensive back for football team . . . Was selected prep All-America while rushing for school-record 1096 yards as a senior . . . Named Northern California High School Defensive Player of the Year after junior season . . . Was a forward in basketball, catcher in baseball . . . Active with the Special Olympics in his area . . . Enjoys water and snow skiing . . . He and his wife, Teri, reside with their sons, Rick and Dallas, in Aurora, Colorado.

JAMES BURROUGHS (45) 3rd Yr CB 6-1 192 Michigan State D-3 '82 Birthdate: January 21, 1958

PRO: Entering his third season with the Colts . . . Drafted in the third round of the 1982 NFL draft . . . Was the 57th pick overall.

1983: Played and started in all 16 games for the Colts at left cornerback . . . Recorded 74 total tackles including 56 solo and 18 assists . . . Best effort was vs Buffalo (10/16) with seven solo tackles . . . Had three or more solo tackles in 11 of 16 contests . . . Also credited with one loss-tackle for nine yards and nine pass-defenses

. . . Intercepted two passes including one at Jets (11/06) and



one vs Houston (12/18) for eight yards . . . Recovered one fumble at NY Jets (11/06) . . . Recorded an assisted tackle at New England (9/04) on punt coverage.

CAREER NOTES: Played in eight games as a rookie in 1982 . . . Started five contests at left cornerback including the final four games of the season . . . Missed the season opener with ankle and rib injuries . . . Recorded 16 solo tackles and four assists for the season . . . Returned his first NFL interception 94 yards for a touchdown at Minnesota (12/12), tying a Colt record for longest interception return.

GAMES PLAYED: Has played in 24 games with the Colts . . . Started in 21 . . . 1982 8/5; 1983 16/16.

HONORS: Named to 1982 NFL Rookie All-Star Team by Football Digest.

COLLEGE: Lettered four years at Michigan State . . . Recorded 119 tackles (79 unassisted) and 7 interceptions during his collegiate career . . . Earned All-America honors from Sporting News and Football News as a senior . . . Played in East-West Shrine Game and Senior Bowl . . . Blocked three punts while at MSU . . . Had best game in '81 against Big Ten champion Iowa when he was credited with 10 tackles, one interception and 2 pass deflections . . . Majored in Secondary Education.

PERSONAL: Born in Pahokee, Florida . . . Attended Pahokee High School . . . Lettered twice in football, and three times each in basketball and track . . . Led football team to No. 1 state ranking and captained state championship basketball team . . . Active in community affairs . . . James has a son, James Jr., and resides in Pahokee.

CAREER STATISTICS

INTERCEPTIONS

Year-Team	No	Yds	Avg	LG	TD
1982-Colts . . .	1	94	94.0	94t	1
1983-Colts . . .	2	8	4.0	8	0
Totals	3	102	34	94t	1

RAY BUTLER (80) 5th Yr WR 6-3 197 U.S.C. D-4 '80
Birthdate: June 28, 1956

PRO: Entering his fifth season with the Colts . . . Fourth-round draft selection in the 1980 college draft.

1983: Played in 11 games and started in seven . . . Started in first two games before suffering a mild shoulder separation vs Denver (9/11) causing him to miss two weeks of action . . . Returned to action at Cincinnati (10/02) and to the starting lineup vs. Buffalo (10/16) . . . Broke his upper left arm on a TD reception in week 13 at Cleveland (11/27) . . . Caught 10



passes for 207 yards (20.7 yard avg) and three TDs . . . Caught two passes for 66 yards in the opener at New England, including a season-high 60 yard reception . . . Next pass reception was a 52-yard touchdown grab vs Buffalo (10/16) . . . Snared a 20-yard TD pass vs Miami (10/23) . . . 20.7-yard average topped the club.

CAREER NOTES: Started in all nine games in 1982 . . . Caught 17 passes for 268 yards and two touchdowns . . . Led all '82 Colt receivers with 15.8 yard average per catch . . . Tied for second on the club in scoring (12 points) . . . Caught at least one pass in every game except Buffalo (11/28) . . . Had two or more receptions in seven of 10 contests . . . Dramatic 53-yard TD grab at

Miami (9/19) was Colts longest of '83 . . . Rushed from receiver position three times for 10 yards . . . Started in all 16 games in 1981 . . . Was Colts' top deep threat with 46 receptions for 830 yards and nine touchdowns, still career highs . . . Led club in receiving yardage and touchdown receptions . . . Ranked third on the club in scoring with 54 points . . . Had first 100-yard game of his career vs Miami (9/27) . . . Started in all 16 games as a rookie in 1980 . . . Had best year of any rookie wide receiver in Colts history . . . Was the top rookie receiver in the AFC with 34 receptions for 574 yards and two touchdowns . . . Scored first career TD against Pittsburgh (9/14) on a 15-yard pass.

HONORS: Selected to NFL All-Rookie Team in '80 by United Press International, Professional Football Writers Association, Pro Football Weekly and Football Digest.

GAMES PLAYED: Has started in 48 games and played in 52 for the Colts . . . Streak of 43 consecutive games started was longest in club until broken at Buffalo (9/18/83) . . . 1980 16/16; 1981 16/16; 1982 9/9; 1983 11/7.

COLLEGE: Played two seasons at USC . . . Transferred from Wharton County (Tex.) JC . . . Caught 28 passes for 406 yards during two-year career at USC . . . Had 21 receptions for 292 yards as a senior . . . Also returned punts and kickoffs . . . Career average of 10.1 yards on punt returns and 19.7 yards on kickoff returns . . . Played on Trojan Rose Bowl teams in '78 and '79 . . . At Wharton was named All-Texas Junior College Football Conference both seasons . . . Caught 35 passes and scored nine TDs as a sophomore . . . Speech major.

PERSONAL: Born in Port Larence, Tex. . . . Attended Sweeney High School . . . Earned All-America honors in football, First Team All-District in basketball and track . . . Enjoys basketball, softball and pool . . . He and his wife, Anna, reside in Lake Jackson, Tex.

CAREER STATISTICS

CAREER BEST

Year—Team	G	No	Yds	Avg	LG	TD	Receptions: 7 vs St. Louis 11/22/81
1980-Colts	16	34	574	16.9	42	2	Yards: 145 vs Miami 9/27/81
1981-Colts	16	46	832	18.0	67t	9	Longest: 67 vs Miami 9/27/81
1982-Colts	9	17	268	15.8	53t	2	
1983-Colts	11	10	207	20.7	60	3	

TOTALS 52 107 1881 17.6 67t 16

JOHNIE COOKS (98) 3rd Yr LB 6-4 243 Mississippi State D-Ia '82 Birthdate: November 23, 1958

PRO: Entering his third season with the Colts . . . Was the Colts' first selection in the first round of the '82 college draft . . . Was the second player selected in the draft . . . Tied Archie Manning as the highest player ever drafted out of Mississippi State.

1983: Played in all 16 games and started in 11 for the Colts in 1983 . . . All starts were at left inside linebacker position . . . Credited with 67 total tackles including 52 solo with 15 assists . . . Best effort of the season was vs. Chicago (9/25) with nine solo tackles and two assists . . . Recorded six solo tackles vs. Miami (10/23) and vs. Pittsburgh (11/13) . . . Had at least three solo tackles in 11 of 16 contests . . . Opened the season in dramatic fashion with game-winning 52-yard fumble return for a touchdown in overtime at New England in the season opener (9/04) . . . Credited with five sacks for 33 yards . . . Sacks include one vs Chicago (9/25) for



10 yards, one at Cincinnati (10/02) for eight yards, one vs Pittsburgh (11/13) for eight yards and two at Denver for seven yards (12/11) . . . Also intercepted a pass vs Pittsburgh (11/13) for 15 yards.

CAREER NOTES: Played in all nine games as a rookie in 1982 . . . Started in eight contests . . . Started season's first two contests at right outside linebacker and recorded four tackles and two assists . . . Moved to the inside linebacker position (where he played in college) after the eight-week players' strike and started the remainder of the season there . . . Finished fourth on the club and second among linebackers with 44 tackles and 19 assists . . . Had best effort of the season vs. Cincinnati (12/05) with nine tackles and 3 assists . . . Credited with one quarterback sack for 9 yards vs Green Bay (12/19) . . . Recovered fumble at Miami (9/19) . . . Frank Kush "expects him to be a dominant force in our defensive scheme."

HONORS: Named to 1982 NFL All-Rookie Team by Professional Football Writers of America.

GAMES PLAYED: Has played in 25 games with the Colts . . . Started in 19 . . . 1982 9/8; 1983 16/11.

COLLEGE: Lettered four years at Mississippi State . . . Team's top tackler during final three seasons . . . Recorded 376 tackles (241 unassisted) during collegiate career . . . Selected First Team All America by AP, NEA, Football Writers, Sporting News and Football News as a senior . . . Played in '82 Hula Bowl and Olympia Gold Bowl . . . Redshirted in 1979 after suffering knee injury in season opener vs Memphis State . . . Chosen Defensive MVP in '81 Hall of Fame Bowl, a 10-0 victory over Kansas . . . Top career game came as junior when he participated in 24 tackles vs Auburn . . . Also played in 1980 Sun Bowl . . . Physical Education major.

PERSONAL: Born in Leland, Mississippi . . . Attended Leland High School . . . Lettered in football and basketball . . . Has completed college degree during off-season . . . Johnie and his wife, Maggie Jo, reside in Baltimore.

CAREER STATISTICS

Year-Team	INTERCEPTIONS				
	No	Yds	Avg	LG	TD
1983-Colts	1	15	15	15	0



Johnie Cook's opening day 52-yard fumble return for a TD in overtime at New England sealed the Colts' first victory in 1983.

CURTIS DICKEY (33) 5th Yr RB 6-1 220 Texas A&M D-Ia '80
Birthdate: November 27, 1956

PRO: Entering his fifth season with the Colts . . . Was the Colts' first selection in the opening round of the 1980 college draft . . . Was the fifth player selected overall. **1983:** Played and started in all 16 games . . . Has developed into one of the most exciting backs in the NFL . . . Had best season of his career as he led the club in rushing yardage and receiving yardage . . . Rushed for more than 1,000 yards for the first time in his NFL career with 1,122 yards . . . Ranked fifth in the AFC and 12th in the



NFL . . . Rushed for 123 yards on 18 attempts vs. NY Jets (12/04) . . . Carried the ball 23 times for 110 yards vs. Houston (12/18) . . . Gained 50 yards or more in 12 of 16 contests . . . Carried the ball more than 15 times in 10 games . . . 4.4-yard average was tops among first five AFC rushers . . . Longest gain was 56 yards vs NY Jets (12/04) . . . Also romped for a 33-yard touchdown at Buffalo (9/18) . . . Lowest output was a 38-yard, 14-carry effort at Cleveland (11/27) . . . Rushed for four touchdowns—a 33-yarder at Buffalo (9/18), a one-yard burst at the NY Jets (12/04), a five-yard scoring run vs Pittsburgh (11/13) and a three-yard effort at Cincinnati (10/02) . . . Teamed with FB-Randy McMillan to give the Colts the top-ranked rushing attack in the AFC and second best in the NFL . . . Colts' fifth all-time leading rusher with 2,933 yards on 660 carries . . . 4.4-yard average ranks second in club history (minimum 440 attempts) behind Lenny Moore's 4.8 yard average . . . Led the club in receiving yardage with 483 yards on 24 receptions (20.1 yd avg) . . . Best effort at Buffalo (9/18) with 79 yards on only two receptions, including a season-high 72-yard touchdown reception . . . Also caught a 68-yard scoring pass vs. New England (10/09) . . . Caught at least one pass in 12 of 16 games . . . Grabbed a 25-yard scoring toss at NY Jets (11/06) . . . On receiving end of three touchdown passes . . . Great open-field runner with world-class speed . . . Combined for 1,605 total yards, fourth in the AFC and ninth in the NFL.

CAREER NOTES: Played in eight games and started in six in 1982 . . . Missed second game of the season Miami (9/19) with shoulder/hamstring injuries . . . Led club in combined rushing and receiving yardage with total of 460 yards . . . Finished third in rushing with 232 yards on 66 carries . . . Best effort of season came vs. Cincinnati (12/05) when he gained 66 yards on 12 carries (5.5 yd avg) . . . Scored his only TD of the season on a one-yard run at San Diego (12/26) . . . Tied for second on the club with 21 receptions for 228 yards . . . Caught at least one pass in each of the eight games he played . . . Has had at least one reception in 41 of 54 games he's played . . . Started in 15 games in 1981 . . . Missed the NY Jets game (11/29) because of hip injury . . . Colts leading rusher for second consecutive season with 779 yards (ranked 11th in AFC) on 164 carries . . . Top efforts were career-high 130 yards vs. Dallas (12/06) and 115 yards at Denver (9/20) . . . His 4.8 yard average was tied for third-best among AFC's top 11 rushers . . . Colts' leading scorer with 60 points . . . Scored 10 touchdowns (seven rushing, three receiving) to tie for fifth place in the AFC . . . Had two rushing TDs vs Dallas . . . Recorded career-long 67 yard TD run vs Cowboys . . . Ranked fourth on the club with 37 catches for 419 yards . . . Had best receiving game of career when he caught 11 passes for 88 yards vs Cincinnati (10/11) . . . Played in 15 games in 1980 . . . Started in last five games . . . Colts leading rusher with 800 yards (seventh in AFC) on 176 carries . . . Second on the club in scoring with 78 points . . . Scored 13 TDs (11 rushing, two receiving) to tie for AFC scoring leadership . . . Set Colt rookie

mark for rushing TDs and total TDs . . . Had string of 7 consecutive games (11/2-KC through 12/14 Miami) where he scored at least one TD rushing . . . Scored first career TD vs NY Jets (9/28) on three-yard run . . . Had first 100-yard rushing game of career in first starting assignment at New England (11/12) . . . Gained 102 yards on 16 carries and scored two TDs . . . Gained 94 yds at Houston (9/21) and 92 yards vs. Miami (12/14) . . . Returned four kickoffs for 86 yds . . . Longest return was 28 yards vs. Miami (10/05) . . . Sustained wrist injury at Miami (10/05) and played the next five weeks with a cast covering his left hand, wrist and forearm.

RECORDS: Has moved into fifth place on the Colts' all-time leading rushing yardage list with 2,933 yards on 660 carries . . . His 4.4 yard average ranks second only to Lenny Moore's 4.8 mark in average yards per carry (minimum 440 attempts) . . . Established Colt rookie records in 1980 with 13 total TDs and 11 rushing TDs . . . His 11 rushing TDs tie him with Tom Matte ('69) and Lydell Mitchell ('75) for the second-highest total of rushing TDs in a single season . . . His 800 yards rushing in 1980 was the second highest rookie total in Colt's history behind Alan Amech's 961 yards in 1955 . . . Only third rookie in Colt history to lead the Colts in rushing along with Ameche ('55) and Bulaich ('70) . . . Only the second player ever to rush for over 1,000 yards next to Lydell Mitchell ('75, '76, '77) . . . 1,122 yards is fourth best effort by any Colt in history behind Lydell Mitchell's '75, '76, '77 output.

GAMES PLAYED: Has played in 54 games with the Colts . . . Has been a starter in 42 games . . . 1980 15/5; 1981 15/15; 1982 8/6; 1983 16/16.

COLLEGE: All-time leading rusher at Texas A&M where he earned All-America honors . . . Gained 3703 yards on 697 carries for a 5.3 career average per carry . . . Finished collegiate career as second leading rusher in Southwest Conference history . . . A four year starter . . . Scored 32 career TDs (31 rushing, 1 receiving) . . . Caught 42 career passes for 496 yards . . . Rushed for 1146 yards on 205 carries as a junior . . . Best collegiate game came in '78 Hall of Fame Bowl vs Iowa State when he gained 276 yds on 34 attempts . . . Rushed for 230 yds on 34 carries vs TCU in '78 . . . Had 31 carries for 184 yds and scored 3 TDs in '79 meeting with Penn State . . . Three-time NCAA indoor 60 yd dash champion ('79-'80) . . . Tied NCAA record with 6.12 timing . . . Physical Education major.

PERSONAL: Born in Madisonville, Texas . . . Attended Bryan High School when he was a two-time All-America at runningback . . . Set 32 school records . . . Has world-class speed . . . Has run a 4.26 sec. 40-yard dash and a 9.2 timing for 100 yards . . . His 10.05 sec. mark in the 100 meters is only 0.1 sec. off the world record of 9.95 . . . Spent the off-season working with youngsters at the Bryan Boys Club . . . He and his wife, Shelia, reside with their daughter, Courtney, in Bryan, Texas.

CAREER STATISTICS

Year-Team	RUSHING						RECEIVING					
	G	No	Yds	Avg	LG	TD	No	Yds	Avg	LG	TD	
1980-Colts	15	176	800	4.5	51t	11	25	204	8.2	32	2	
1981-Colts	15	164	779	4.8	67t	7	37	419	11.3	50	3	
1982-Colts	8	66	232	3.5	25	1	21	228	10.9	34	0	
1983-Colts	16	254	1122	4.4	56	4	24	483	20.1	72t	3	
TOTALS	54	660	2933	4.4	67t	23	107	1334	12.5	72t	8	

CAREER BEST

RUSHING

Carries: 23 vs Houston 12/18/83
Yards: 130 vs Dallas 12/6/81
Longest: 67t vs Dallas 12/6/81
TDs: 2 at Kansas City 11/2/80
at New England 11/23/80
vs Buffalo 11/30/80
vs Dallas 12/6/81

RECEIVING

Receptions: 11 vs Cincinnati 10/11/81
Yards: 88 vs Cincinnati 10/11/81
Longest: 72t at Buffalo 9/18/83
TDs: 1 (eight games)

100 YARD RUSHING GAMES

102 at New England 11/23/80	(16-102-6.4-28t-2)
115 at Denver 9/20/81	(12-115-9.6-63-1)
130 vs Dallas 12/6/81	(15-130-8.7-67-2)
123 vs N.Y. Jets 12/4/83	(18-123-6.8-56-0)
110 vs Houston 12/18/83	(23-110-4.8-18-0)



Curtis Dickey's 4.4 yard career rushing average is second only to Lenny Moore's 4.8 mark among the Colts all-time top ten rushers.

GAME-BY-GAME RUSHING AND RECEIVING STATISTICS

Opponent	1980 RUSHING					1980 RECEIVING				
	No	Yds	Avg	LG	TD	No	Yds	Avg	LG	TD
at NYJ			DNP					DNP		
Pitt	4	2	0.5	2	0	0	0	0	0	0
at Hou	15	94	6.8	24	0	3	33	11.0	14	0
NYJ	21	69	3.3	23	1	1	5	5.0	5	0
at Mia	11	28	2.5	7	0	1	1	1.0	1t	1
at Buff	0	0	0	0	0	0	0	0	0	0
NE	10	54	5.4	13	0	0	0	0	0	0
StL	3	6	2.0	4	0	0	0	0	0	0
at KC	9	68	7.6	51t	2	1	3	3.0	3	0
Clev	14	87	6.2	14	1	1	12	12.0	12	0
at Det	8	20	2.5	8	1	0	0	0	0	0
at NE*	16	102	6.4	28t	2	3	39	13.0	32	0
Buff*	17	61	3.6	18t	2	2	25	12.5	18	0
at Cin*	11	52	4.7	23	1	5	43	8.6	22t	1
Mia*	18	92	5.1	38t	1	5	33	6.6	13	0
KC*	19	65	3.4	11	0	3	16	3.2	7	0
TOTALS	176	800	4.6	51t	11	25	204	8.1	32	2

Opponent	1981 RUSHING					1981 RECEIVING				
	No	Yds	Avg	LG	TD	No	Yds	Avg	LG	TD
at NE*	22	80	3.6	22	1	3	31	10.3	16	0
Buff*	14	35	2.5	8	0	3	30	10.0	17	0
at Den*	12	115	9.6	63	1	1	13	13.0	13	0
Mia*	13	77	6.0	28	1	5	65	13.0	32	1
at Buff*	10	78	7.8	25	0	3	80	26.6	50	0
Cin*	13	19	1.5	4	0	11	88	8.0	13	0
SD*	6	32	5.3	14	0	3	17	5.6	8	1
at Clev*	14	36	2.6	11	0	3	24	8.0	18	1
at Mia*	9	31	3.5	13	0	2	25	12.5	20	0
NYJ*	2	9	4.5	8	0	0	0	0	0	0
at Phil*	6	17	2.8	7	1	2	44	22.0	34	0
StL*	2	48	24.0	36	1	0	0	0	0	0
at NYJ			DNP					DNP		
Dallas*	15	130	8.7	67	2	1	2	2.0	2	0
at Wash*	17	56	3.3	16	0	0	0	0	0	0
NE*	9	16	1.8	4	0	0	0	0	0	0
TOTALS	164	779	4.8	67	7	37	419	11.3	50	3

Opponent	1982 RUSHING					1982 RECEIVING				
	No	Yds	Avg	LG	TD	No	Yds	Avg	LG	TD
NE*	8	23	2.9	10	0	1	5	5.0	5	0
at Mia	0	0	0	0	0	0	0	0	0	0
at NYJ	7	20	2.9	6	0	3	42	14.0	26	0
at Buff	3	0	0.0	6	0	1	25	25.0	25	0
Cin*	12	66	5.5	25	0	2	19	9.5	15	0
at Minn*	13	42	3.0	12	0	2	14	7.0	13	0
GB*	10	39	3.9	9	0	5	42	8.4	17	0
at SD*	5	8	1.6	4	1	4	31	7.7	13	0
Mia*	8	34	4.3	9	0	3	50	16.6	34	0
TOTALS	66	232	3.5	25	1	21	228	10.8	34	0

Opponent	1983 RUSHING					1983 RECEIVING				
	No	Yds	Avg	LG	TD	No	Yds	Avg	LG	TD
at NE*	17	72	4.2	12	0	3	32	10.1	12	0
Den*	12	42	3.5	11	0	1	27	27.0	27	0
at Buf*	18	80	4.4	33t	1	2	79	39.5	72t	1
Chi*	20	74	3.7	16	0	2	55	27.5	31	0
at Cin*	17	64	3.8	13	1	2	23	11.5	14	0
NE*	16	74	4.6	9	0	1	68	68.0	68t	1
Buf*	8	68	8.5	32	0	0	0	0	0	0
Mia*	14	62	4.4	9	0	1	12	12.0	12	0
at Phi*	17	76	4.5	24	0	0	0	0	0	0
at NYJ*	18	48	2.7	11	1	2	36	18.0	25t	1
Pitt*	14	58	4.1	23	1	4	45	11.3	27	0
at Mia*	9	41	4.6	13	0	2	40	20.0	25	0
at Cle*	14	38	2.7	8	0	1	11	11.0	11	0
NYJ*	18	123	6.8	56	0	3	55	18.3	43	0
at Den*	19	92	4.8	29	0	0	0	0	0	0
Hou*	23	110	4.8	18	0	0	0	0	0	0
TOTALS	254	1122	4.4	56	4	24	483	20.1	72t	3

*Games started.

**RAY DONALDSON (53) 5th Yr C 6-4 269 Georgia D-2a '80
Birthdate: May 18, 1958**

PRO: Entering his fifth season with the Colts . . . Was the Colts' first selection in the second round of the '80 college draft . . . Was the 32nd player selected overall. **1983:** Played and started in all 16 games at center . . . Backbone of offensive line that paved the way for AFC's leading ground attack . . . Named to 1983 Pro Bowl as first alternate . . . Tied for team lead with Randy McMillan in consecutive games started with 41 . . . Nicknamed "Bulldog" . . . Expected to anchor offensive line for many years.



CAREER NOTES: Started in all nine games in 1982 . . . Top performer in only his third year on the Colts' offensive line . . . Became Colts' starting center in 1981, his second year as a pro . . . Established himself as a consistent, solid performer . . . Recorded one tackle and one assist on punt coverage unit . . . Played in all 16 games as a rookie in 1980 . . . Outstanding special teams performer . . . Also served as backup center and guard . . . Had seven tackles and two assists on kickoff coverage to rank second on the club . . . Served on kickoff return team as one of the three blockers in the wedge.

GAMES PLAYED: Has played in 67 consecutive games with the Colts . . . Has never missed a game . . . Started in 41 consecutive games . . . 1980 16/0; 1981 16/16; 1982 9/9; 1983 16/16.

HONORS: Named First Alternate in the 1983 Pro Bowl.

COLLEGE: Attended the University of Georgia . . . Earned All-America honors from Newspaper Enterprise Association, Associated Press and The Sporting News . . . Played in East-West Shrine Game and Senior Bowl in '80 . . . Switched from linebacker to center in sophomore year . . . Was second center and fourth offensive lineman chosen in the '80 draft . . . Education major.

PERSONAL: Born in Rome, Georgia . . . Attended East Rome High School . . . Single and resides in Rome, Georgia.

**GRANT FEASEL (50) 2nd Yr C 6-8 278 Abilene Christian
Birthdate: June 28, 1960**

PRO: Entering his second season with the Colts . . . Drafted on the sixth round of the 1983 college draft (133rd overall) . . . Pick was acquired from San Diego in exchange for kicker Mike Wood.

1983: Played in 11 games . . . Saw most action on special teams . . . Played on extra point and extra point block team . . . Also saw action as a tackle when the offensive line was thinned by injuries . . . Imposing size with ability to play all three positions on the interior line.

GAMES PLAYED: Has played in 11 NFL games, all with the Colts . . . 1983 11/0.

COLLEGE: Played at Abilene Christian . . . One of top offensive linemen in Lone Star Conference . . . Four-year letterman who started last three seasons at center . . . Senior year honors include AP First Team All-America College Division, First Team All-Lone Star Conference, Offensive Lineman of the Year in the LSC and Second Team Academic All-America . . . Also earned First



Team All-LSC honors as a junior . . . A three-time Academic All-LSC . . . Wildcats finished second in junior, senior years to eventual NCAA Division II National Champion Southwest Texas State . . . Captained team in '82 season . . . Pre-med major who has been accepted to Baylor College of Dentistry.

PERSONAL: Born in Barstow, Calif., . . . Attended Barstow High School and lettered in football, wrestling and baseball . . . Older brother, Greg, was an All-America offensive tackle at Abilene Christian . . . Works as an automobile leasing representative during off-season . . . Enjoys guitar, piano and outdoors . . . Grant and his wife, Cyndy, reside in Rowlett, Texas.

NESBY GLASGOW (25) 6th Yr DB 5-11 180 Washington D-8b '79 Birthdate: April 15, 1957

PRO: Entering his sixth season with the Colts . . . Was the Colt's second selection in the eighth round of the '79 college draft. 1983: Played in all 16 games for the Colts and started in 15 . . . Missed the start of the Denver game (9/11) due to minor knee injury . . . Played the first five games at free safety, then switched to strong safety for three contests before returning to the free safety position . . . Top tackler on the team for the third consecutive year . . . Recorded 97 tackles including 55 solo



and 42 assists . . . Had top effort of the season by any Colt when he recorded 14 solo tackles and two assists at Miami (11/20) . . . Had five solo tackles and three assists vs. Miami (10/23) . . . Also had four solo and five assisted tackles vs Pittsburgh (11/13) . . . Hard hitter described by Frank Kush as "able to lay the wood on you" . . . Caused two fumbles last year . . . Credited with one QB sack for six yards vs NY Jets (12/04) . . . Intercepted a pass the same game and returned it 18 yards . . . Also intercepted a pass at Buffalo (9/18) with a nine yard return . . . Grabbed another pass with no return vs Chicago (9/25) . . . Versatility is strong point as he can play all 4 DB positions.

CAREER NOTES: Started in all nine games in 1982 . . . Played first two games of season at strong safety and final seven games at free safety . . . Led the club in tackles with 66 solo and 37 assists . . . Top effort of season by any Colt tackler with 12 tackles and six assists at Buffalo (11/28) . . . Had 10 tackles, two assists vs. Cincinnati (11/15) . . . Credited with 11 or more participations in seven of nine contests . . . Also saw limited action as punt returner with four for 24 yards . . . Had five fair catches . . . Contributed one tackle and one assist on kickoff coverage unit . . . Played in 14 games in 1981 . . . Was starter in 13 contests including 10 at free safety and three games at left cornerback . . . Missed Philadelphia (11/15) and Washington (12/31) games because of injury . . . Club's leading tackler with 104 tackles and 12 assists . . . Recorded first quarterback sack of his career at New England (9/6) . . . Tied for team lead with two fumble recoveries . . . Contributed six tackles and two assists on kickoff coverage . . . Had one kickoff return for 35 yards vs Cincinnati (10/11) . . . Started in 16 games in 1980 including 15 at free safety and one at right cornerback . . . Ranked second on the team and was top man in the secondary with 117 tackles and 32 assists . . . Had career-high 18 tackles against Cincinnati (12/7) . . . Ranked

second on the club with four interceptions . . . Led the Colts in kickoff and punt returns . . . Contributed five tackles and three assists on kickoff coverage . . . Played 16 games in 1979 . . . Started last four games at free safety . . . Credited with 45 tackles and eight assists . . . Had season-high 13 tackles at Kansas City (12/09) . . . Standout on coverage teams with six tackles and three assists on punts and five tackles and one assist on kickoffs . . . Had record-setting season as return man . . . Set Colt season marks in punt returns (44), kickoff returns (50) and kickoff return yardage (1126) . . . His nine punt returns in season opener at Kansas City (9/2) also set Colt record . . . His 75-yard return in New England (11/18) was the first punt returned by a Colt for a score since 1970 . . . His 1,478 combined punt and kickoff return yards was top figure in AFC.

RECORDS: Holds three single season records and one single game mark in kickoff and punt return categories . . . All records established in '79 . . . His 50 kickoff returns broke Marshall Johnson's record of 41 set in '78 . . . His 1126 kickoff return yds broke Johnson's '78 mark of 927 yds . . . His 44 punt returns broke Alvin Haymond's record of 41 established in '65 . . . His 9 punt returns vs Kansas City (9/2) surpassed old record of 8 set by Howard Stevens vs Tampa Bay in '76 . . . One of only four Colts to return a punt for a TD (75 yds at New England—11/18/79) . . . Ranks second in Colts history in career kickoff returns (83) and kickoff return yardage (1869 yds).

GAMES PLAYED: Has played in 71 games and started in 57 . . . Had



Nesby Glasgow has been the Colts top tackler for the last three years with a total of 316 tackles and assists.

played in 42 consecutive games (including 30 consecutive starts) until he missed Philadelphia game (11/15/81) with abdominal muscle injury . . . 1979 16/4; 1980 16/16; 1981 14/13, 1982 9/9, 1983 16/15.

COLLEGE: A four year letterman at Washington . . . Was team co-captain . . . Had career totals of 169 tackles, 5 interceptions and 6.8 yd average for 83 punt returns . . . Led the PAC-8 in punt returns as a junior with a 9.2 yd average . . . Had a 73 yd punt return vs Stanford ('77) . . . Earned AP Third Team All-America honors as a senior . . . Named All West Coast and All PAC-10 First Team in junior and senior years . . . Played in Rose Bowl as a junior . . . Played in the Senior Bowl and Hula Bowl games.

PERSONAL: Born in Los Angeles, California . . . Attended Gardena High School . . . Lettered in football and track . . . Active with Save-A-Heart Foundation and area youth organizations . . . He and his wife, Dona, reside with their sons, Nesby and Brandon, in Randallstown, Md.

CAREER STATISTICS

Year-Team	PUNT RETURNS							KICKOFF RETURNS				
	G	No	Yds	Avg	LG	TD	FC	No	Yds	Avg	LG	TD
1979-Colts	16	44	352	8.0	75t	1	11	50	1126	22.5	58	0
1980-Colts	16	23	187	8.1	20	0	15	33	743	22.5	44	0
1981-Colts	14	—	—	—	—	—	—	1	35	35.0	35	0
1982-Colts	9	4	24	6.0	8	0	5	—	—	—	—	—
1983-Colts	16	1	9	9.0	9	0	1	—	—	—	—	—
TOTALS	71	72	572	7.9	75t	1	32	84	1904	22.7	58	0

Year-Term	INTERCEPTIONS						
	G	No	Yds	Avg	LG	TD	
1979-Colts	16	1	-1	-1.0	-1	0	
1980-Colts	16	4	65	16.3	29	0	
1981-Colts	14	2	35	17.5	31	0	
1982-Colts	9	—	—	—	—	—	
1983-Colts	16	3	35	11.7	18	0	
TOTALS	71	10	134	13.4	31	0	

CAREER BEST

PUNT RETURNS		KICKOFF RETURNS	
Number: 9 at Kansas City 9/2/79		Number: 7 at New England 11/18/79	
Yards: 75 at New England 11/18/79 (1)		Yards: 140 vs Houston 10/14/79	
Long: 75 at New England 11/18/79		Long: 58 vs Houston 10/14/79	
TD: 1 at New England 11/18/79			

INTERCEPTIONS

Number: 1 (10 games)
Yards: 30 at New England 9/6/81
Long: 30 at New England 9/6/81

WADE GRIFFIN (69) 6th Yr OT 6-5 268 Mississippi FA '77 Birth-date: August 7, 1954

PRO: Entering his 6th season with the Colts . . . Joined the Colts as a free agent in '77 . . . A college tight end converted to offensive tackle . . . Missed the last two seasons due to neck injury sustained in 1982 preseason . . . Has maintained physical condition and foot speed which is key to comeback after two-year layoff . . . Was the only first-year player on the '77 Colt roster . . . Coach Kush: "He's super dedicated, he loves the game and he gives the extra effort, both mentally and physically."

CAREER NOTES: Started in 15 games at left offensive tackle . . . Missed the NY Jets contest (11/29) due to shoulder injury . . . One of



the most durable performers on the club . . . Had played in 74 consecutive games (60 consecutive starts) before missing the Jets game . . . Regarded as one of the most underrated players in the league . . . Started in all 16 games at left tackle in '80 . . . Allowed only four sacks all season while usually facing opponent's best pass rusher . . . Started in all 16 games at left tackle in '79 . . . Broke into starting lineup in '78 after starting left tackle David Taylor sustained ankle injury in final pre-season game . . . Started every game (16) at left tackle in '78 . . . Was third leading tackler on punt coverage unit with seven tackles and three assists . . . Played mostly on special teams as a rookie in '77 . . . Ranked third in special teams tackles with 16 . . . Had five tackles and five assists on kickoff coverage team . . . Had two tackles and four assists on punt coverage . . . Recovered a key fumble to help preserve win over Buffalo in '77 season opener.

GAMES PLAYED: Has played in 77 games with the Colts . . . Started in 63 . . . Had string of 74 consecutive games played (including 60 consecutive starts) before missing NY Jets contest on 11/29/81 . . . 1977 14/0; 1978 16/16; 1979 16/16; 1981 16/16; 1982 1R; 1983 IR.

COLLEGE: Starting tight end for three years at Mississippi . . . Considered an excellent blocker in the run-oriented offense . . . Elected permanent captain of the team his senior year by his teammates . . . Missed five games his senior year with a broken collarbone . . . Played in the East-West All Star game in San Francisco.

PERSONAL: Born in Winona, Miss. . . . Attended Winona High School . . . Lettered in football, basketball, and track . . . Was All State forward and played on the runner-up state championship basketball team his senior year . . . He and his wife, Brenda, and their son Hunter, reside in Bartlett, Tenn.

**BERNARD HENRY (88) 3rd Yr WR 6-0 185 Arizona State FA '82
Birthdate: April 9, 1960**

PRO: Entering his third season with the Colts . . . Joined the Colts as a free agent on May 10, 1982.

1983: Played in 15 games and started in seven as a second-year man . . . Led the team in receptions with 30 for 416 yards . . . Also led the club in touchdown receptions with four . . . Did not play at NY Jets (11/06) . . . Started third through sixth games and last three games . . . Best effort of season at Denver (12/11) with team-high eight receptions for 169 yards including a 40-yard touchdown grab . . . Caught four passes for 46 yards including a 16-yard scoring grab and a five-yard TD reception at New England (9/04) in season opener . . . That two-TD effort best by any Colt receiver of the year . . . Also grabbed five passes for 52 yards including a 19-yard scoring reception vs Chicago (9/25).



CAREER NOTES: Played in six games as a rookie . . . Did not play at NY Jets (11/21), at Buffalo (11/28) or vs Cincinnati (12/05) . . . Caught seven passes for 110 yards in limited action . . . Used mainly in 3 and 4-wide receiver offense . . . Best effort came at San Diego (12/26) when he caught four passes for 66 yards . . . His longest reception of the season (23 yards) also came against the Chargers . . . Had 18 yard receptions vs New England (9/12) and at Miami (9/19) and an eight-yard catch at Minnesota (12/12).

GAMES PLAYED: Has played in 21 games with the Colts . . . Has started in 7 games 1982 6/0; 1983 15/7.

COLLEGE: Lettered four seasons at Arizona State . . . Caught 74 passes for 1,023 yards during his collegiate career . . . Led Sun Devil receivers as senior with 39 receptions for 647 yards . . . Also led PAC-10 with eight touchdown receptions . . . Criminal Justice major.

PERSONAL: Born in Los Angeles, Calif., . . . Attended Fremont High School in Los Angeles . . . Lettered three years in football . . . Earned All-City honors as a senior . . . Holds school single-season records for receptions (68), receiving yardage (1,000) and touchdowns (16) . . . Recruited by Frank Kush at Arizona State . . . Single and resides in Los Angeles.

CAREER STATISTICS

Year-Team	G	No	Yds	Avg	LG	TD
1982-Colts . . .	6	7	110	15.7	23	0
1983-Colts . . .	15	30	416	13.9	40t	4
TOTALS	21	37	526	14.2	40t	4

CAREER BEST

Number: 8 at Denver 12/11/83

Yards: 169 at Denver 12/11/83

Longest: 40t at Denver 12/11/83

TDs: 2 at New England 9/04/83

MARK HERRMANN (9) 4th Yr QB 6-4 190 Purdue Trade-Denver '83 Birthdate: January 8, 1959

PRO: Entering his second season with the Colts and fourth in the NFL . . . Acquired by the Colts along with OT Chris Hinton and a 1984 first-round draft pick (used to pick offensive guard Ron Solt from Maryland) in exchange for quarterback John Elway . . . Originally drafted on the fourth-round by the Broncos in the 1981 college draft.

1983: Played in two games and started in one . . . On injured reserve with a broken collarbone suffered in pre-season action at Atlanta (8/26) until the ninth week of the regular season . . . Saw action vs. Pittsburgh (11/13) in the second half and completed nine passes of 17 attempts for 128 yards . . . Completed a 30-yard pass to Tracy Porter . . . Started the following week at Miami (11/20) . . . Completed nine of 19 for 128 yards in a 37-0 loss . . . Had three interceptions on the season . . . Injury attributed to lack of playing time and, thus, fine tuning . . . Was club's top-rated passer in pre-season with 81.5 rating . . . Completed 26 of 38 for 322 yards (68.4 percent) including one TD and two interceptions . . . Was sacked four times for 27 yards in pre-season . . . During regular season play, was sacked seven times for 62 yards including six sacks for 58 yards at Miami (11/20) . . . Was six-of-seven for 114 yards at Houston in pre-season (8/04) . . .

Was identical six-of-seven for 84 yards following week at Minnesota (8/13) . . . Completed nine of 16 for 69 yards at NY Giants (8/20) including a five-yard scoring toss to Ray Butler . . . In final pre-season game at Atlanta, was five of eight for 55 yards before being felled with injury . . . Rushed for three yards on six attempts in pre-season and had one attempt for no gain in regular season



action vs Pittsburgh (11/13) . . . Frank Kush on Mark Herrmann: "He has come off his injury quite well. He's put on a little bulk, and we're looking forward to watching him challenge for the starting job. He has a strong arm, he's accurate and he can throw long and over the middle."

CAREER NOTES: Played in two games for Denver including one starting assignment in 1982 . . . Served as reserve quarterback behind veteran Steve DeBerg . . . Completed 32 of 60 passes for 421 yards during the season including one touchdown and four interceptions . . . Saw first action as a pro at Los Angeles Raiders (12/26) when he completed 14 of 28 passes for 233 yards and one touchdown . . . Received his first career starting assignment in season finale at Seattle (1/2/83) . . . Threw for 188 yards on 18 completions of 32 pass attempts . . . Scored Broncos' only touchdown of that contest on a six-yard QB sneak . . . Carried three times for seven yards for the season . . . Served his entire rookie season on the Broncos' active roster as reserve quarterback in 1981 . . . Did not see any game action during the regular season . . . Had an impressive '81 preseason campaign, completing 13 of 19 passes (68.4 percent) for 213 yards and three touchdowns . . . Two of his TD passes came in the final two minutes of the Broncos final preseason contest at Cincinnati, when he rallied his club to a 24-20 victory.

GAMES PLAYED: Has played in four NFL games . . . Has played in two with the Broncos and two with the Colts . . . Has started one contest as a Bronco and one as a Colt . . . 1981 0/0; 1982 2/1; 1983 2/1.

COLLEGE: Four-year starter at Purdue . . . Finished collegiate career as major college football's all-time passing leader with nine NCAA, six Big-Ten and 23 Purdue records . . . Completed 717 of 1,218 passes (58.9 percent) for 9,946 yards and 67 touchdowns . . . Started 42 games during his career, throwing for an average of 210 yards per game . . . His 9,946 career passing yards made him the first college QB to top the 9,000-yard mark . . . Finished fourth in the Heisman Trophy voting as senior . . . Earned numerous All-America honors as junior and senior . . . Selected Offensive MVP for efforts in '78 Peach Bowl, '79 Bluebonnet Bowl and '80 Liberty Bowl . . . Also played in Japan Bowl and Hula Bowl after senior season . . . Earned a degree in Business Management.

PERSONAL: Born in Cincinnati, Ohio . . . Attended Carmel High School in Carmel, Ind. . . . Earned eight prep letters including three in football, three in basketball and two in baseball . . . Won coveted "Trester Award" for mental attitude in 1977 while leading high school team to state basketball championship . . . Carmel High is located in northern suburbs of Indianapolis . . . Hobbies include golf and basketball . . . Has worked with Muscular Dystrophy Association . . . Also participated in golf tournament benefitting the blind in Indianapolis area . . . He and his wife, Susie, reside in Indianapolis.

CAREER STATISTICS

PASSING

Year-Team	G	Att-Comp	Pct	Yds	Avg/Att	Int	LG	TD
1982-Den	2	60-32	53.3	421	7.0	4	39	1
1983-Colts	2	36-18	50.0	256	7.1	3	35	0

RUSHING

Year-Team	No	Yds	Avg	LG	TG
1982-Den	3	7	2.3	6t	1
1983-Colts . . .	1	0	0	0	0

CHRIS HINTON (75) 2nd Yr OG 6-4 286 Northwestern Trade-Denver '83 Birthdate: July 31, 1961

PRO: Entering his second season with the Colts . . . Acquired by Colts on May 2, 1983 along with QB Mark Herrmann and Bronco's 1984 first-round draft choice (used to pick Maryland OG Ron Solt) for QB John Elway . . . Selected by Broncos as the fourth player taken in the 1983 college draft.

1983: Earned starting position in Pro Bowl in outstanding rookie season . . . Played in all 16 games and started in the final 15 . . . First rookie starter on AFC Pro Bowl

offensive line since the 1970 AFL-NFL merger . . . Left side of line became Colt's strength in AFC's leading ground attack . . . Possesses outstanding speed, size and strength . . . Very quick and agile . . . Bench presses 450 pounds and squats over 600 . . . Named to three All-Rookie teams, UPI's AFC All-Star Team and Pro Football Writers All-Star Team.

GAMES PLAYED: Played in all 16 games for the Colts in '83 rookie year . . . Started in 15 contests . . . 1983 16/15.

HONORS: AFC Pro Bowl Starter, UPI NFL All-Rookie Team, Football Digest NFL All-Rookie Team, UPI AFC All-Star Second Team, Pro Football Writers All-AFC, Pro Football Writers All-Rookie Team.

COLLEGE: Lettered four years at Northwestern . . . Played for a year and a half at linebacker and a year and a half at tight end before switching to left tackle in senior year . . . Selected First Team All-America by Sporting News, Second Team All-America by UPI and NEA, Honorable Mention All-America by AP and First Team All-Big Ten . . . Chosen Wildcat's MVP by teammates . . . Named to the '82 All-America Strength Team . . . Played in '83 Blue-Gray Game and Senior Bowl . . . Explosive off the ball and can dominate at the point of attack . . . Entered college at 218 pounds and bulked up to 272 without hurting 4.8 speed in the 40 . . . Was Wildcats starting tight end as a junior . . . Caught 19 passes for 265 yards (13.9 yard avg) . . . Best effort came at Michigan when he caught five passes for 83 yards . . . Started six games as an OLB in sophomore year and four as a tight end . . . Caught two passes in first TE start vs. Washington . . . Recorded 38 tackles during linebacking duty . . . Had season-high 11 stops vs Purdue . . . As freshman, started six games at OLB and recorded 46 tackles . . . Captained Wildcats in senior year.

PERSONAL: Born in Chicgo, Ill. . . . Attended Phillips High (Chicago) . . . Earned All-City, All-State and Honorable Mention All-America football honors . . . Also lettered three times in wrestling and once each in basketball and track . . . Member of National Honor Society . . . Active in Adopt-A-Family program, and Special Olympics Program . . . Received degree in sociology during off-season . . . Chris also picked up a wife in addition to his post-season honors . . . He and Carole reside in Indianapolis.



MIKE HUMISTON (57) 3rd Yr LB 6-3 238 Weber State FA '82
Birthdate: January 8, 1959

PRO: Entering his second season with the Colts . . . Joined the Colts as a free agent on Sept. 15, three days after the opening game of the '82 season . . . Originally signed as a free agent by Buffalo on May 10, 1981 . . . Played one season with the Bills before being released during their '82 training camp.

1983: Missed the '83 season with a severe ankle sprain . . . Placed on injured reserve 8/29/83 and remained there for rest of season.

CAREER NOTES: Played in seven games without a starting assignment in 1982 . . . Saw most of his action on the special teams . . . Received limited action as reserve inside linebacker but did appear in goal line defense . . . Did not play at NY Jets (11/21) . . . Recorded 11 tackles and one assist for the season . . . Best efforts came at Buffalo (11/28) with four tackles and vs. Green Bay (12/19) with three tackles . . . Ranked fourth on the club in special teams tackles with total of eight . . . Had two tackles and four assists on kickoff coverage and two assists on punt coverage . . . Best special teams performance was two-tackle, one-assist effort vs. Packers. . . . Played in all 16 games with Buffalo in 1981 . . . Mainly a special teams performer but saw considerable action at linebacker when injuries sidelined starters . . . Credited with 14 tackles and 10 assists for the season . . . Best effort was six tackle performance vs Philadelphia (9/17) . . . Knee injury slowed him during '81 training camp but still won a spot on Bills roster as a free agent linebacker.

GAMES PLAYED: Has played in 23 regular season NFL games . . . Played in seven games with the Colts and 16 games with Buffalo . . . Also played in two playoff games with the Bills . . . 1981 16/0; 1982 7/0.

COLLEGE: Lettered three years at Weber State after playing one season at Shasta Junior College . . . Played outside linebacker in college . . . Earned First Team AP College All-America honors as a senior . . . Selected the Defensive MVP of the Big Sky Conference after final season when he averaged 12.6 tackles per game including seven for losses, five pass deflections and two interceptions . . . Earned Second Team All-Conference honors as a junior . . . Recorded total of 152 tackles during sophomore and junior seasons, including 66 unassisted . . . Has a degree in Criminal Justice.

PERSONAL: Born in Oceanside, Calif. . . . Attended Anderson High School in Anderson, Ca. . . . Lettered in football, basketball and baseball . . . Earned all-league honors in each sport . . . Enjoys running, racquetball, hunting and fishing . . . He and his wife, Debbie, have a son, Ben (5) and a daughter, Danielle (2), and reside in Redding, Ca.



RICKY JONES (51) LB 8th Yr LB 6-2 222 Tuskegee FA '80
Birthdate: March 9, 1955

PRO: Entering his fifth season with the Colts and his eighth in the NFL . . . Joined the Colts after the third game of the '80 season . . . Originally signed as a free agent by Cleveland in '77 . . . Played three seasons with the Browns.

1983: Played in all 16 games . . . Saw most action on special teams . . . Played on punt, punt return, kickoff, kickoff return and field goal block units . . . Second on club with 23 total tackles on special team units . . . Recorded 11 tackles and five assists on kickoff team . . . Credited with five tackles and two assists on punt coverage unit . . . Best effort came at Cincinnati (10/02) with three solo special team tackles . . . Recorded at least one participation in every contest except Pittsburgh (11/13) . . . Credited with one solo tackle and three assists as reserve outside linebacker . . . Had one tackle and two assists at Miami (11/20) . . . Also credited with an assist vs. Miami (10/23) . . . One of the most vicious hitters on the club.



CAREER NOTES: Played in all 9 games in 1982 . . . Saw action mainly in passing situations during first three games and on special teams for remainder of the season . . . Finished third on the coverage units with total of nine tackles . . . Had two tackles, four assists on kickoff coverage and one tackle, two assists on punts . . . Top special teams effort came vs Green Bay (12/19) when he recorded one tackle and two assists . . . Recorded six tackles and one assist over three games in Colts pass prevent defense . . . Had top effort of three tackles and one assist in season opener vs New England (9/12) . . . Was standout during preseason with three-and-a-half quarterback sacks and three interceptions over five games . . . Played in all 16 games in '81 . . . Served mainly in passing situations and on special teams . . . Was club's top special teams performer with 21 tackles . . . Ranked first on kickoff coverage unit with nine tackles and five assists . . . Was among leaders on punt coverage with four tackles and three assists . . . Had nine tackles and three assists in Colts' pass prevent defense . . . Top game came vs. Miami (9/27) when he had three tackles . . . Credited with one-half QB sack in season opener at NE (9/6) . . . Played in 12 games in 1980 . . . Joined the Colts as a free agent after the season's third game . . . Spent final game of season on injured reserve with ankle injury . . . Saw most of his action in nickle defense . . . Credited with 16 tackles and one assist . . . Had best effort at Kansas City (11/2) with six tackles . . . Recorded one quarterback sack and five pass deflections . . . Ranked third on kickoff coverage unit with six tackles and three assists . . . Had one tackle and three assists on punt coverage . . . Played three seasons as defensive back and linebacker for Cleveland (1977-79) . . . Played in all 16 games in '79 with the Browns . . . Recorded 32 tackles as reserve linebacker . . . Saw most of his action on special teams . . . Played in 15 games for Cleveland in '78 . . . Ranked among club leaders in special teams tackles while serving as reserve safety . . . Played in only three games in '77 . . . Suffered groin injury in third game of the season and missed remainder of the year . . . Was standout on kickoff coverage before sustaining injury.

GAMES PLAYED: Has played in 87 NFL games . . . Played in 53 games with the Colts and 34 games with Cleveland . . . 1977 3/0; 1978 15/0; 1979 16/0; 1980 12/0; 1981 16/0; 1982 9/0; 1983 16/0.

COLLEGE: Attended Tuskegee Institute (Ala.) . . . Played roverback for four years . . . Named the team's Most Valuable Player in 1975 . . . Voted Mutual Black Network Player of the Week in same season


. . . It was here that he earned the nickname "Captain Crunch" for his extraordinary hits on opposing ball carriers and blockers on special teams.

PERSONAL: Born in Birmingham, Ala. . . . Attended Woodlawn High School . . . Played cornerback and linebacker on football team . . . Also ran track and was regional champion in low hurdles . . . Working towards degree in Urban Studies during off-season at University of Alabama-Birmingham . . . Actively involved with Big Brothers in his area . . . Single . . . Resides in Birmingham during the off-season.

**MARK KAFENTZIS (29) S 3rd Yr 5-10 185 Hawaii FA '83
Birthdate: June 30, 1958**

PRO: Entering his third season in the NFL and his second with the Colts . . . Joined the Colts as a free agent (9/07/83) after being waived on final day of Brown's '83 training camp . . . Was Cleveland's 8th pick in the 1982 draft.

1983: Played in all 15 games that he was signed with the club . . . Started at Philadelphia (10/30) at strong safety . . . Credited with seven solo tackles and nine assists on the season . . . Also had one loss-tackle and one pass-defense . . . Best



effort of season came vs New England (10/09) with four solo tackles and one assist . . . Had two solo tackles and three assists vs. Chicago (9/25) . . . Used mostly in prevent defense situations . . . Hard-hitting special teams player used on punt, punt return, kickoff, kickoff return and field goal block units . . . Recorded 21 total tackles on special teams including 11 solo and five assisted tackles on kickoff team . . . Also made five solo tackles with two assists on punt coverage unit.

CAREER NOTES: Played with Cleveland in 1982 . . . Played in all nine games as a rookie, making 14 tackles including 12 solos . . . Had highest total of tackles for a non-starting player . . . Credited with forced fumble in 10-9 Brown victory over Steelers (12/09) . . . Also credited with a pass-defense vs Philadelphia (9/19).

GAMES PLAYED: Has played in 24 NFL games . . . Has played in nine games with the Browns . . . Has played in 15 games with the Colts including 1 start . . . 1982 9/0; 1983 15/1.

COLLEGE: Earned All-America honors at Columbia Basin J.C. as punt returner . . . Transferred to Hawaii and was redshirted first season ('79) . . . Turned in solid performance as safety in '80-'81 . . . Totaled 58 tackles including 32 solo and 26 assists . . . Credited with nine loss-tackles for 54 yards . . . Forced one fumble and recovered three . . . Intercepted a pass in addition to blocking three punts as a senior . . . 4.45 speed in the 40.

PERSONAL: Born in Richland, Wash. . . . Attended Richland High School . . . Won nine letters in football, wrestling and track . . . Won city long jump championship . . . Has personal best of 23'3" . . . Has 12 brothers and sisters . . . One of four siblings who have played at Hawaii . . . Mark and his wife, Lisa, reside in Hawaii with their son, Landon Koel.

BARRY KRAUSS (55) 6th Yr LB 6-3 247 Alabama D-1 '79
Birthdate: March 17, 1957

PRO: Entering his sixth season with the Colts . . . Was the Colts first pick in the 1979 college draft . . . Was the sixth player selected overall . . . Has played in 72 straight games, the most on the club.

1983: Played and started in all 16 games at inside linebacker in the Colts 3-4 defense . . . Tied for third on the club in tackles with 92 including 61 solos . . . Tied with Vernon Maxwell as top-tackler among linebackers on club . . . Top effort of season came at NY Jets (11/06) with seven solo



tackles and four assists . . . Also credited with six solo tackles in four other contests including New England (9/04), Pittsburgh (11/13), Miami (11/20) and Cleveland (11/27) . . . Had five or more total tackles in 11 different games . . . Recovered a fumble vs New England (10/09) . . . Was ball carrier in fake punt attempt vs Denver (9/11) and lost a yard . . . Credited with three tackles on punt coverage unit.

CAREER NOTES: Played in all 9 games in 1982 . . . Started in 8 games . . . Played but did not start at Buffalo (11/28) . . . Ranked second on the team and was top man among linebackers with 47 tackles and 23 assists . . . Recorded a career-best eight tackles and four assists at Minnesota (12/12) . . . Had six tackles and four assists at Miami (9/19) . . . Credited with six or more solo tackles in six of the nine games . . . Tied for second on the club with two quarterback sacks for 28 yards . . . Had one sack for 19 yards at Miami and another for nine yards vs Green Bay (12/19) . . . Scored first career touchdown on five-yard pass reception after a mishandled field goal placement against the Dolphins in the Orange Bowl . . . Contributed an assist on punt coverage unit vs. Packers . . . Played in all 16 games in 1981 . . . Started in 13 . . . Started five games at LLB and eight games at RLB . . . Recorded career-high 79 tackles and 15 assists to rank fifth on the team . . . Best game of season came vs. St. Louis (11/22) when he had 10 tackles and one assist . . . Recorded his first career interception in season opener at New England (9/6) . . . Had one QB sack at Denver (9/20) . . . Tied for club lead with two fumble recoveries . . . Added two tackles and one assist on punt coverage unit . . . Played in all 16 games in 1980 . . . Started in nine games . . . Credited with 56 tackles and 29 assists . . . Best game came at Detroit (11/16) when he made 10 tackles . . . Had first career QB sack vs New England (10/19) . . . Recorded four tackles on punt coverage unit and two tackles on kickoff coverage . . . Played in 15 games as a rookie in '79 . . . Started in six games . . . Missed season opener because of ankle injury sustained in preseason . . . Recorded 52 tackles and 17 assists . . . Had best game against Cleveland (9/16) with 11 tackles . . . Contributed three tackles and three assists on kickoff coverage.

GAMES PLAYED: Has played in 72 consecutive games for the Colts (club leader) after missing rookie opener due to injury . . . Has started in 52 games . . . 1979 15/6; 1980 16/9; 1981 16/13; 1982 9/8; 1983 16/16.

COLLEGE: Attended the University of Alabama . . . Earned First Team All-America honors from The Sporting News . . . Second Team honors from AP, UPI and College and Pro Football Weekly . . . First Team All-SEC on both AP and UPI . . . MVP of the '79 Sugar Bowl (vs Penn State) and '76 Liberty Bowl (vs UCLA) . . . Had 247 total career tackles and assists . . . Had 135 unassisted tackles . . . Led the team in tackles in '77 and '78 with 51 and 61 . . . Named SEC Defensive Player of the Year by UPI in '78 . . . Named to SEC Team of the '70s . . . Education major.

PERSONAL: Born in Pompano Beach, Fla. . . . Attended Pompano Beach High School . . . Earned All-America honors as full-back and linebacker during his senior year . . . Captained the football team in final season and was named Player of the Year in his conference and area . . . Also lettered in baseball and track . . . Has given his time to organizations such as Special Olympics, March of Dimes, Big Brothers and Big Sisters, Colts' 1983 NFL Man of the Year . . . He and his wife, Amy, reside with their daughter, Ashley, in Baltimore.

Barry Krauss is most durable Colt with 72 consecutive games played.

VERNON MAXWELL (56) 2nd Yr LB 6-2 225 Arizona State D-2 '83 Birthdate: October 25, 1961

PRO: Entering his second season with the Colts . . . Drafted in the second round of the 1983 college draft . . . Was the 29th player selected overall.

1983: Dynamic debut earned him NFL's Defensive Rookie of the Year Award (Associated Press) . . . Played and started in all 16 games . . . Tied for third on club with 92 tackles . . . Led club in solo tackles with 68 . . . Best effort of season came at New England (9/04) with 11 solo tackles and three assists . . . Recorded eight tackles vs. Denver (9/11) . . . Had eight solo tackles and two assists vs. Buffalo (10/16) . . . Recorded eight total tackles at Cleveland (11/27) including seven solo . . . Had at least three solo tackles in 12 of 16 games . . . Devastating blitzing who combines quickness, strength and speed . . . Led Colts in QB sacks with 11 for 90 lost yards . . . Recorded six sacks in first three games . . . Rookie season-opener included 14 total tackles, two QB sacks for 15 yards, two caused fumbles and one recovered fumble . . . Nailed Denver QBs three times following week (9/11) for 32 yards . . . Recorded one sack for 12 yards following week at Buffalo (9/18) . . . Other sacks include one for eight yards vs. New England (10/09), one for six yards vs Pittsburgh (11/13), one for six yards at Cleveland (11/27) and two for 11 yards in season finale vs. Houston (12/18) . . . Explosive tackler with agility for open-field tackles and size for working inside . . . Caused six fumbles including two at New England (9/04) and one vs Denver (9/11), at Buffalo (9/18), at Cincinnati (10/02) and vs New England (10/09) . . . Also recovered two fumbles including New England (10/09) game and Dolphin game (10/23) . . . Second on the club with 17 QB pressures . . . Recorded two loss-tackles for nine yards . . . Defensed six passes, tops among linebackers and second on club . . . Also performed on punt return team.



HONORS: Associated Press NFL Defensive Rookie of the Year . . . UPI NFL All-Rookie Team . . . Football Digest NFL All-Rookie Team . . . Pro Football Writers NFL Defensive Rookie of the Year . . . Pro Football Writers All-Rookie Team . . . NFLPA AFC Defensive Rookie of the Year . . . CPFN All-Pro Second Team.

COLLEGE: Attended Arizona State University . . . Became known as "straw that stirs the drink" for ASU's defense . . . Recorded 337 tackles including 178 solo in four-year career . . . Three-time All PAC-10 selection . . . One of four finalists for '82 Lombardi Trophy . . . Sun Devils Defensive MVP as senior after leading club in caused fumbles (five), QB sacks (12) and loss-tackles (seven) . . . Recorded 99 tackles including 59 solos . . . Named First Team All-America by NEA, Football Coaches, Football Writers, Walter Camp and Sporting News . . . Played in '83 Hula Bowl . . . Finished with 91 tackles as a junior and finished second on team with nine QB sacks . . . Earned Second Team All-America Honors (CPFN) and Honorable Mention All-America (AP) . . . Ranked third in tackles (114) and set school record with 10 caused fumbles as a sophomore . . . Had career-high 21 tackles vs. Houston in season opener . . . Named ABC-TV/Chevrolet Player-of-the-Game for outstanding play in 44-7 defeat of Arizona (eight tackles, caused fumble, recovered fumble, interception, blocked and recovered punt for score) . . . Business Major.

PERSONAL: Born in Birmingham, Ala. . . . Attended Verbum Dei High School in Los Angeles . . . Was defensive All-America in football and set 100- and 200-yard dash marks in 1-A competition . . . Single and resides in Carson, Calif.

GAMES PLAYED: Has played in 16 games for the Colts . . . Started in all 16 . . . 1983 16/16.

RANDY McMILLAN (32) 4th Yr RB 6-1 222 Pittsburgh D-1a '81
Birthdate: December 17, 1958

PRO: Entering his fourth season with the Colts . . . Was the Colts' first selection in the first round of the 1981 college draft . . . Was the 12th player selected overall.

1983: Played and started in all 16 games . . . Has started every contest as a Colt . . . Tied with Ray Donaldson in most consecutive games started with 41 . . . Rushed for a career-high 802 yards on 198 carries (4.1 yard avg) . . . Second on the club and tenth in the AFC . . . Teamed with RB-Curtis Dickey for AFC's top team-rushing mark and second in NFL . . . Best effort came at Philadelphia (10/30) with 109 yards on 19 carries (5.7 yd avg) including a 39-yard touchdown jaunt . . . Gained 78 yards on 15 carries vs. Denver (9/11) . . . Carried the ball a season-high 21 times for 78 yards (3.7 yd avg) vs Chicago (9/25) . . . Rushed for 64 yards on 13 carries in season opener vs. New England (9/04) . . . Gained 50 or more yards in seven contests . . . Topped club with five rushing touchdowns . . . Scored on a one-yard plunge vs. Chicago (9/25) . . . One week later at Cincinnati, scored twice (one yard and eight yards), (10/02) . . . Also scored from two yards out at Cleveland (11/27) . . . Outstanding blocking abilities with power and speed . . . Caught 24 passes for 195 yards (8.1 yd avg) . . . Best effort came at Miami (11/20) with five receptions for 56 yards including a 27-yard grab . . . Also caught five passes for 51 yards vs. Miami (10/23) including a 25-yarder . . . Caught three passes for 22 yards at Cleveland (11/27) . . . On receiving end of four-yard TD toss at Cleveland . . . Second on club in non-kicking scoring with 36 points.



CAREER NOTES: Started in all 9 games in 1982 . . . Leading rusher on the club with 305 yards on 101 carries . . . Ranked 16th among

AFC rushers . . . Best game of season came in finale vs. Miami (1/2/83) when he gained 67 yards on 15 carries . . . His 4.5-yard average per carry against the Dolphins was best of the year . . . Gained 47 yards on 13 carries vs. Cincinnati (12/5) . . . Longest run of season was 13 yarder at San Diego (12/26) . . . Only rushing touchdown came on one-yard plunge vs. Green Bay (12/19) when he bounced off the line, spun and circled left end for game-tying TD with less than two minutes remaining in the game . . . Receiving totals were 15 catches for 90 yards . . . Top pass-catching effort was five-reception, 32-yard performance at Minnesota (12/12) . . . Longest reception was 17 yarder vs. New England (9/12) . . . Started in all 16 games as a rookie in '81 . . . Ranked second on the club in rushing with 597 yards on 149 carries including three touchdowns . . . Ranked 17th among AFC rushers . . . Best effort came in first regular season contest at New England (9/6) when he rushed for 146 yards on 16 carries and scored two TDs . . . Top performance by a Colt runningback all season and ninth best in Colt history . . . Was second-best rookie debut in Colt history (Alan Ameche rushed for 194 yds in his '55 debut vs Chicago) . . . Had season long 42-yard run in same contest . . . Had 17 carries vs. Miami (9/27) for 73 yards, his second highest yardage total of the season . . . Also scored a TD rushing vs the NY Jets (11/8) . . . Led the Colts with 50 pass receptions (466 yards), the most ever by a Colt rookie . . . Had season high 11 receptions vs NY Jets (11/8) to tie for best effort by a Colt all season . . . Gained 68 yards receiving vs. Jets and scored his only touchdown through the air . . . Had top yardage effort at Miami (11/1) when he gained 78 yards on 9 receptions . . . Had season long 31 yard reception vs Miami (9/27).

RECORDS: Established Colt rookie record in 1981 with 50 pass receptions . . . His 1,063 total yards (597 rushing, 466 receiving) was the second highest ever by a Colt rookie . . . Alan Ameche had 1,102 yards (961 rushing, 141 receiving) in 1955 . . . His 146-yard rushing debut at New England was second best rookie debut in Colt history to Ameche's 194 yard debut vs. Chicago (9/25/55).

GAMES PLAYED: Has started in 41 consecutive games as a Colt, tied for first with Ray Donaldson for most on the club . . . 1981 16/16; 1982 9/9; 1983 16/16.

COLLEGE: Played two seasons at Pitt after spending two years at Harford (Md.) Community College . . . Leading rusher in both seasons at Pitt . . . Gained 1,494 yards on 331 carries and scored 19 touchdowns . . . Had 33 career receptions for 399 yards and scored two TDs . . . Earned Honorable Mention All-America honors from Associated Press as a senior . . . Rushed for career-best 141 yards in Panther debut as a junior vs. Kansas . . . Accounted for 207 yards total offense (114 rushing, 93 receiving) and three TDs vs Penn State in '79 . . . Scored two TDs in '81 Gator Bowl . . . Was Junior College All-America at Harford CC . . . Rushed for 1,589 yards and 20 TDs over two seasons . . . Led club to 20-0 record . . . College won-loss record was 42-2 . . . Physical Education major.

PERSONAL: Born in Havre de Grace, Md . . . Raised in Jarrettsville, Md. where he attended North Harford High School . . . Lettered in football, basketball and track . . . Earned all-state honors in football . . . Has worked with the March of Dimes and served as Colts 1982 United Way spokesman . . . Enjoys hunting, reading and travel . . . Single and resides in Timonium, Md.

CAREER STATISTICS

Year - Team	RUSHING						RECEIVING				
	G	No	Yds	Avg	LG	TD	No	Yds	Avg	LG	TD
1981 - Colts	16	149	597	4.0	42	3	50	466	9.3	31	1
1982 - Colts	9	101	305	3.0	13	1	15	90	6.0	17	0
1983 - Colts	16	198	802	4.1	39t	5	24	195	8.1	25	1
TOTALS	41	448	1740	3.8	42	9	89	751	8.4	31	2

CAREER BEST

RUSHING

Carries: 21 vs Chicago 9/25/83
Yards: 146 at New England 9/6/81
Longest: 42 at New England 9/6/81
TDs: 2 at New England 9/6/81
2 at Cincinnati 10/02/83

RECEIVING

Receptions: 11 vs NY Jets 11/8/81
Yards: 78 at Miami 11/1/81
Longest: 31 vs Miami 9/27/81
TDs: 1 vs NY Jets 11/8/81
1 at Cleveland 11/27/83

100 YARD RUSHING GAMES

146 at New England 9/6/81 (16-146-9.1-42.2)
109 at Philadelphia 10/30/83 (19-109-5.7-39t-1)

JIM MILLS (76) 2nd Yr OT 6-9 271 Hawaii D-9a
Birthdate: September 31, 1961

PRO: Entering his second year with the Colts . . . Was the Colts first pick in the ninth round of the 1983 college draft . . . 225th overall.

1983: Played and started in seven games . . . Was placed on injured reserve after the Miami (10/23) game . . . Didn't play the previous week vs. Buffalo (10/16) due to right knee injury . . . After start vs. Miami, placed on injured reserve for remainder of year . . . Showed great promise during playing time . . . Frank Kush on Mills: "He's young, he's talented and shows a lot of potential"

HONORS: UPI 1983 All-Rookie Team.

GAMES PLAYED: Has played and started in 7 NFL games . . . 1983 7/7.

COLLEGE: Starting offensive tackle for Hawaii since midway through sophomore year . . . Earned Second Team All-WAC honors as a senior . . . Described as a solid run blocker with raw ability as a pass blocker . . . Improved every year in collegiate career . . . Played tight end and defensive tackle as a freshman while participating in every contest . . . Caught three passes and credited with four tackles . . . Sociology major.

PERSONAL: Born in Vancouver, British Columbia, Canada . . . Attended Richmond High School in Canada . . . Was club's top receiver and tackler . . . Enjoys racquetball . . . Jim is single and resides in Vancouver during the off-season.



ALVIN MOORE (23) 2nd Yr RB 5-11 190 Arizona State D-7 '83
Birthdate: May 3, 1959

PRO: Entering his second season with the Colts . . . Was the Colts' seventh selection in the '83 draft . . . Was the 141st selection overall.

1983: Played in 15 games . . . Did not play in season opener at New England (9/04) . . . Fourth-ranked rusher on club with 205 yards on 57 carries for a 3.6-yard average . . . Possesses break-away speed . . . Scored only touchdown on a nine-yard burst at Cincinnati (10/02) . . . Most productive game was at Philadelphia (10/30) with career-bests of 13 carries for 37 yards . . . Carried the ball four or more times in nine contests . . . Caught six passes for 38 yards (6.3 yd avg) . . . Longest reception was vs. Chicago (9/25) for 16 yards . . . Also caught a 13-yarder vs. Denver (9/11) . . . Returned two kickoffs for 40 yards . . . Returned one for 23 yards vs. Denver and another 17 yards at Philadelphia (10/30).

GAMES PLAYED: Has played in 15 NFL games, all with the Colts . . . 1983 15/0.

COLLEGE: Five-year man at Arizona State . . . Sat out 1980 season . . . Rushed for 1,462 yards on 334 carries (4.4 yd avg) and scored



eight TDs during ASU career . . . Caught 36 passes for 337 yards . . . As a senior, rushed for 412 yards and scored four TDs to go along with 15 receptions for 176 yards . . . Best effort was 81-yard performance on 16 carries vs Houston . . . Caught career-long 70-yard pass as senior for a TD . . . Had best season as freshman when he gained 448 yards on 94 carries (4.8 yd avg) and scored two TDs . . . Also caught 10 passes for 75 yards and returned five kickoffs for 66 yards . . . Threw 54-yard TD pass vs. Arizona in '78 . . . Top rushing effort of year came as freshman vs. California when he gained 121 yards . . . Broadcasting major.

PERSONAL: Born in Randolph, Ariz., . . . Attended Coolidge High School (Ariz.) . . . Lettered in football, track and basketball . . . Set single-season school records with 2,200 yards rushing and 36 TDs as a senior . . . Earned All-America and Player of the Year honors . . . Had school record 9.7 clocking in the 100-yard dash . . . Related to NFLers Leroy and Dewey Selmon . . . Lives in Casa Grande, Ariz.

CAREER STATISTICS

Year-Team	RUSHING						RECEIVING				
	G	No	Yds	Avg	LG	TD	No	Yds	Avg	LG	TD
1983-Colts	15	57	205	3.6	13	1	6	38	6.3	16	0

VICTOR OATIS (84) 2nd Yr WR 6-0 179 N.W. Louisiana Waivers-Philadelphia Birthdate: January 6, 1959

PRO: Joined the Colts via waivers from Philadelphia (8/23/83) . . . Was the Eagles' sixth round pick in 1983.

1983: Played in nine games in backup role . . . Played in last six games of the season . . . Also saw action against Denver (9/11), Buffalo (9/18) and Philadelphia (10/30)

. . . Caught six passes for 93 yards (15.5 yd avg) . . . Best effort came vs. NY Jets (12/04) with four receptions for 59 yards for a 14.8 yard average . . . Longest reception of the season was 25 yards vs. Pittsburgh (11/13) . . . Also caught a 21-yarder vs. the Jets . . . Caught one pass for nine yards in season finale vs. Houston . . . Excellent speed and good hands.

GAMES PLAYED: Has played in nine NFL games, all with the Colts . . . 1983 9/0.

COLLEGE: Attended Northwestern Louisiana on track scholarship . . . Broke in as a sophomore with 23 catches for 581 yards and four TDs . . . Set school receiving record with 687 yards on 26 receptions including five TDs as a junior . . . On receiving end of a 94-yard score against Angelo State, a 64-yard score against Abilene Christian, a 56-yard TD against East Texas State and a 56-yard non-scoring toss against Northeast Louisiana . . . Outstanding track and field man and member of 1981 NCAA 400-meter relay championship team along with the late Joe Delaney (KC) and Mark Duper (Miami) . . . Best 100-meter time is 10.4 . . . Has field event bests of 7'3/4" for the high jump; 25+ in the long jump and 50+ for the triple jump . . . Majored in drafting technology.

PERSONAL: Born in Monroe, La. . . . Attended Winnsboro High in Winnsboro, La. . . . All-state second team selection in basketball . . . All-state, All-America in track . . . Expects to finish work on degree during off-season . . . Enjoys photography, swimming and religion . . . Victor is single and resides in Natchitoches, La.



CAREER STATISTICS

Year-Team	RECEIVING					
	G	No	Yards	Avg	LG	TD
1983-Colts	9	6	93	15.5	25	0

CLIFF ODOM (49) 4th Yr LB 6-2 233 Texas-Arlington Waivers-Raiders '82 Birthdate: August 15, 1958



PRO: Entering his third season with the Colts and fourth in the NFL . . . Joined the Colts on August 11, 1982 after being waived by the Raiders . . . Placed on procedural recall waivers by the Colts on 9/6/82 and was reclaimed one day later after clearing waivers . . . Originally selected on the third round of the 1980 college draft by Cleveland . . . Played the '80 season with the Browns before being released during '81 training camp . . . Signed as a free agent by the Raiders in March, 1982 and released by the Raiders in '82 training camp.
1983: Played in 15 games and started five . . . Started in last four contests at inside linebacker . . . Also started at Buffalo (9/18) . . . Amassed 67 total tackles including 52 solo . . . Best effort of season came at Cleveland (11/27) with eight tackles and three assists . . . Also collected eight solo tackles with two assists in season finale vs. Houston (12/18) . . . Recorded six solo tackles at Miami (11/20) with two assists . . . Defended a pass and recorded a QB sack good for minus 11 yards at Denver (12/11) . . . Fifth best tackler on special teams with 19 total tackles . . . Recorded five solo tackles and three assists on punt coverage . . . Credited with 11 tackles including six solo tackles on kickoff team.

CAREER NOTES: Played in eight of nine contests in 1982 . . . Missed game at Buffalo (11/28) due to knee injury sustained in NY Jets game one week before . . . Started in two contests . . . Started at inside linebacker at Miami (9/19) but moved to right outside linebacker for 11/21 start at NY Jets . . . Recorded 21 tackles and nine assists for the season with all but one assist coming in the first three games (before injury) . . . Top effort was eight tackle, three assist performance at NY Jets . . . Had seven tackles and three assists at Miami . . . Credited with five tackles and three assists in season opener vs NE (9/12) . . . Contributed five tackles on special teams coverage units . . . Had one tackle, three assists on kickoff coverage and one assist on punt coverage . . . Finished '82 campaign as back-up to Greg Bracelin at ROLB position . . . Did not play professional football in 1981 . . . Spent first eight games of the 1980 season on the Cleveland Browns active roster before sustaining knee injury and going on injured reserve for the remainder of his rookie year . . . Served as reserve linebacker and on special teams . . . Had five unassisted tackles and one quarterback sack in limited playing time.

GAMES PLAYED: Has played in 31 NFL games . . . Played in 23 games as a Colt and eight games as a Brown . . . Has started in seven games, all with the Colts . . . 1980 8/0; 1981 0/0; 1982 8/2; 1983 15/5.

COLLEGE: Lettered four years at Texas-Arlington . . . Named to the All-Southland Conference Second Team and selected Conference Defensive Player of the Year as a senior . . . Team Captain during final season . . . Team's leading tackler as a junior . . . Led club in tackles as senior until sidelined by chipped thigh bone . . . Had collegiate-high 18 tackles in single game . . . Management major.

PERSONAL: Born in Beaumont, Texas . . . Attended French High School in Beaumont . . . Earned All-District honors as linebacker and led team to district championship as senior . . . Lists hobbies as fishing, hunting and basketball . . . Working toward his Management degree during the off-season at Texas-Arlington . . . He and his wife, Cynthia, reside in Arlington, Tex.

**GARY PADJEN (60) 3rd Yr LB 6-2 241 Arizona State FA '82
Birthdate: July 2, 1958**

PRO: Entering his third season with the Colts . . . Joined the Colts as a free agent on March 15, 1982 . . . Originally drafted on 11th round of 1980 college draft by Dallas . . . Released by Cowboys during '80 training camp . . . Signed as free agent by Redskins in April, 1981 . . . Released during '81 training camp.

1983: Played in all 16 games with the Colts . . . Standout on special teams . . . Top special teams-tackler with 30 stops including 22 solos . . . Recorded 14 solo

tackles on kickoff team with six assists . . . Also nailed eight punt returners and assisted on two other take-downs . . . Best effort came at Philadelphia (10/30) with four solo tackles . . . Also recorded three solo tackles vs. Pittsburgh (11/13) with one assist and three solo tackles at Cleveland (11/28) with one assist . . . Recorded at least one tackle in 14 of 16 contests on special teams . . . Captured bench and leg press title at '84 mini-camp . . . Captained special teams and received game ball three times for outstanding effort . . . One of strongest members on team.

CAREER NOTES: Played in eight of nine contests mainly as reserve inside linebacker and on special teams in 1982 . . . Missed game at Miami (9/19) because of ankle injury . . . Started at inside linebacker in three games vs. NE (9/12), at NY Jets (11/21) and at Buffalo (11/28) . . . Recorded 12 tackles and seven assists for the season . . . Best effort came at NY Jets when he was credited with six tackles and three assists . . . Had four tackles and two assists in season opener vs. Patriots . . . Tied for fifth on the club in special teams tackles with total of six . . . Had three tackles on kickoff coverage and two tackles, one assist on punt coverage . . . Top special teams effort came vs. Green Bay (12/19) when he recorded two tackles and one assist . . . One of the hardest hitters on the team.

GAMES PLAYED: Has played in 24 games with the Colts . . . Started in three games in '82 . . . 1982 8/3; 1983 16/0.

COLLEGE: Lettered four years at Arizona State . . . Started at middle linebacker during last three seasons . . . Top tackler on the team as a senior with 123 stops to earn All PAC-10 honors . . . Team captain for final three seasons . . . Played under Colts' Frank Kush at ASU . . . Ranked sixth on team in tackles as a junior . . . Converted to linebacker after playing middle guard during freshman season . . . Played in '77 Fiesta Bowl and '78 Garden State Bowl . . . Earned a business degree.

PERSONAL: Born in Salt Lake City, Utah . . . Attended Kearns High School in Utah . . . Earned All-America honors in football . . . State shot put champion . . . State wrestling runner-up . . . Involved in Indianapolis community events including Special Olympics, Indiana Leukemia Council, Charity for the Blind and Brian Piccolo Cancer Research Center . . . Enjoys snow skiing, water skiing, karate and flying . . . Single and resides in Indianapolis.



MIKE PAGEL (18) 3rd Yr QB 6-2 200 Arizona State D-4 '82
Birthdate: September 13, 1960

PRO: Entering his third season with the Colts . . . Originally drafted on the fourth round of the 1982 college draft . . . Was the first player selected on the fourth round and the 84th overall.

1983: Played and started in 15 games . . . Did not play at Miami (11/20) . . . Battled QB-Mark Herrmann for starting berth during training camp . . . Had best season of career as a second-year starter . . . Completed 163 of 328 passes (49.7%) for 2353 yards (7.17 yds/att) . . . Threw for a career-high 12 touchdowns and 17 interceptions . . . Ranked 13th in the AFC with a 64.0 rating . . . Threw for a career-high 292 yards in season-opener at New England (9/04) on 17 completions of 31 attempts and two touchdowns . . . Had season-high 19 completions on 30 attempts (63.3%, also season high) vs. Chicago 9/25 . . . Threw at least one TD pass in 11 contests . . . Longest TD pass was career-high 72 yard scoring strike to RB-Curtis Dickey (9/18) at Buffalo . . . Lowest output of career attained vs. Houston in season finale (12/18) with 55 yards on five of 13 completions . . . His 3634 career passing yards ranks fourth on Colt's all-time passing list . . . Finished third on Colts in rushing with 441 yards on 54 carries . . . Was AFC's second-leading rusher among QB's . . . Rushing threat made him dangerous on roll-out plays . . . Ranked 27th in the AFC in rushing yards . . . Had career-high 33 yard jaunt vs. Chicago (9/25) . . . Gained 57 yards in that contest and 67 yards on five carries vs. Buffalo (10/16) . . . Gained 30 or more rushing yards in six contests . . . Gained over 50 yards in three contests . . . Was sacked 40 times for 278 yards.



CAREER NOTES: Started in all 9 games in 1982 . . . Earned the starting job after remarkable preseason when he completed 38 of 72 passes (52.8%) for 586 yards (8.1 yds/attempt) along with seven touchdowns and no interceptions . . . Performed admirably as a rookie, completing 111 of 221 passes for 1281 yards including five touchdowns and seven interceptions . . . Finished 11th among AFC passers with 62.4 rating . . . His 3.2 interception percentage was third best in the AFC and tied for fifth lowest in the NFL . . . Top yardage effort of the season came at New York Jets (11/21) when he threw for 230 yards while completing 17 of 34 passes . . . Threw for 211 yards vs. Green Bay (12/19) as he completed 23 of 39 pass attempts . . . Had best completion percentage game at San Diego (12/26) when he completed 17 of 25 passes for 68.0% . . . Threw a season-high two touchdown passes vs. Cincinnati (12/5) . . . His first career TD pass was also his longest completion of the year, a 53-yard scoring strike to Ray Butler at Miami (9/19) . . . Rushed 19 times for 82 yards during the season . . . Scored first TD of NFL career and Colts first of the season on one-yard plunge in season-opener vs. New England (9/12) . . . His longest run from scrimmage covering 32 yards vs. Packers tied for the Colts longest of the season.

GAMES PLAYED: Has played and started in 24 games with the Colts . . . 1982 9/9; 1983 15/15.

COLLEGE: Lettered four years at Arizona State . . . Recruited by Frank Kush . . . Was starter in final two seasons . . . Established seven ASU records including career marks for attempts (786) and completions (405) . . . Set single-season standards in 1980 for attempts (334), completions (184), percentage (55.1) and fewest interceptions (nine) . . . First passer in ASU history to throw for over 2,000 yards in consecutive seasons ('80-'81) . . . Threw a record 137 passes without an interception as a junior . . . Had best game ever by a PAC-10 quarterback when he threw for 466

yards and seven TDs in a 62-36 defeat of Stanford ('81) . . . Sun Devils' MVP as senior when he threw for 2,484 yards and school-record 29 TDs . . . Earned Honorable Mention AA honors from AP, Sporting News and Football News . . . Played in '78 Garden State Bowl and '82 East-West Shrine Game and Olympia Gold Bowl . . . Was reserve outfielder on ASU baseball team from '80-'82 . . . 1981 baseball team won national championship. **PERSONAL:** Born in Douglas, Ariz. . . . Attended Washington High School in Phoenix, Ariz. . . . Lettered in football, baseball and basketball as a QB, shortstop and guard, respectively . . . Named Arizona Player of the Year as a senior while quarterbacking football team to state finals . . . Studying geography and secondary education at ASU during off-season . . . Enjoys movie watching and sporting events . . . Mike and his wife, Sheri, reside in Phoenix.

CAREER STATISTICS

Year-Team	G	PASSING						RUSHING				
		Att-Comp	Yds	Pct	Int	LG	TD	No	Yds	Avg	LG	TD
1982-Colts	9	221-111	1281	50.2	7	53t	5	19	82	4.3	32	1
1983-Colts	15	328-163	2353	49.7	17	72t	12	54	441	8.2	33	0
TOTALS	24	549-274	3634	49.9	24	72t	17	73	523	7.2	33	1

CAREER BEST

PASSING	RUSHING
Attempts: 39 vs Green Bay 12/19/82	Carries: 7 at Denver 12/11/83
Completions: 23 vs Green Bay 12/19/82	Yards: 67 vs Buffalo 10/16/83
Yards: 292 at New England 9/4/83	Longest: 33 vs Chicago 9/25/83
Longest: 72t at Buffalo 9/18/83	TDs: 1 vs New England 9/12/82
TDs: 2 vs Cincinnati 12/5/82 (17,4) at New England 9/4/83 (16,5) at Cleveland 11/27/83 (4,7)	

STEVE PARKER (78) 2nd Yr 6-4 245 Eastern Illinois FA '83 Birthdate: September 21, 1959

PRO: Entering his second season with the Colts . . . Signed as a free agent (5/31/83) . . . Played for Frank Kush with the Hamilton Tiger Cats of the CFL.

1983: Played in all 16 games and started in the final 15 . . . Had impressive training camp and eventually won starting right defensive end job . . . Ranked sixth on club with 84 tackles including 39 solos . . . Top effort of the season came at Buffalo (9/18) with 8 solo tackles and four assists . . . Recorded five solo stops with five assists vs. Denver (9/11) . . . Recorded a tackle in all of last 15 games . . . Credited with five-and-a-half loss-tackles for 17 yards . . . Also credited with 12 QB pressures . . . Recorded a QB sack at Cincinnati (10/02) for nine yards . . . Also credited with one-half sack for eight yards vs. Denver (9/11) . . . Led club in fumble recoveries with three including two at Philadelphia (10/30) . . . Also caused and recovered a fumble vs. Denver (9/11) . . . Recorded one tackle on kickoff coverage unit.

GAMES PLAYED: Has played in 16 NFL games, all with the Colts . . . Has 15 starts . . . 1983 16/15.

COLLEGE: Lettered for two seasons at Eastern Illinois ('78, '80) . . . Transferred from Triton College in River Grove, Ill. . . . Played on NCAA Division II championship team in '78 . . . Recorded 38 tackles, one QB sack and a fumble recovery . . . After a year of ineligibility, earned Second Team All-Conference honors as an offensive guard in 1980 . . . Awarded ABC-TV/Chevrolet Player of the Game award in semi-final victory over Northern Alabama in 1980 as an offensive guard . . . Studied psychology and international marketing.



PERSONAL: Born in Evanston, Ill. . . . Attended high school in Evanston where he lettered in football . . . Works as importer/exporter in Saudi Arabia during off-season . . . Steve is single and resides in Toronto.

RICKY PORTER (20) 2nd Yr RB 5-11 195 Slippy Rock FA-'83
Birthdate: January 14, 1960

PRO: Joined the Colts as a free agent 9/14/83 . . . Originally drafted by Detroit in the 12th round of the 1982 college draft . . . Released by the Lions on 11/30/82 . . . Signed as a free agent by Philadelphia 2/12/83 . . . Released by the Eagles 8/11/83.

1983: Served on punt and kickoff return teams . . . Second on the club in both categories . . . Returned 18 kickoffs for 340 yards (18.9 yd avg) . . . Best effort vs. Miami (10/23) with four kickoff returns for 83 yards . . . Returned three kickoffs for 74 yards including a season-high 28-yarder vs. Chicago (9/25) . . . Returned 14 punts for 104 yards (7.4 yd avg) . . . Had a team-high 50 yard return at Cincinnati (10/02) . . . Called for five fair catches . . . 7.4 yard average best among top three returners . . . Also played on kickoff coverage unit.

GAMES PLAYED: Has played in 15 NFL games . . . Has played in 14 games as a Colt . . . Has played in one game as a Lion . . . 1982 1/0; 1983 14/0.

COLLEGE: Attended Slippy Rock State College (Pa) . . . AP Little All-America second team as a senior . . . Team MVP in junior and senior years . . . Gained 3,124 yards in four-year career on 663 carries (4.7 yd. avg.), both school records . . . Compiled a 131.0 yard rushing average per game . . . All Conference '79-'81 . . . ESPN Player-of-the-Week as a senior . . . Lettered in track all four years . . . Ran the 440-yard relay and 60-yard dash . . . Played baseball as a freshman . . . Bachelor of Arts degree in communication.

PERSONAL: Born in Baltimore, Md. . . . Attended Milford Mill High School in Baltimore . . . Played RB, DB and return man . . . Also played baseball and ran track . . . Rick is single and resides in Baltimore in the off-season.



CAREER STATISTICS

PUNT RETURNS

KICKOFF RETURNS

Year-Team	G	No	Yds	Avg	LG	FC	TD	No	Yds	Avg	LG	TD
1983-Colts	14	14	104	7.4	50	5	0	18	340	18.9	28	0

TRACY PORTER (87) 4th Yr WR 6-2 195 Louisiana State Trade-Detroit
Birthdate: June 1, 1959

PRO: Entering his fourth season in the NFL . . . Joined the Colts on 8/29/83 in trade with the Lions for the Colt's 10th round pick in the 1984 college draft . . . Originally drafted on the fourth round of the 1981 college draft by Detroit.

1983: Played in all 16 games and started the last seven . . . Was second on the club in receptions with 28 for 384 yards (13.7 yd avg) . . . Best effort came at Cleveland (11/27) with four receptions for 71 yards . . . Also caught four passes vs. Chicago (9/25) for 38 yards . . . Caught three passes at New England (9/04,



43 yds), vs. Pittsburgh (11/13, 41 yds) and at Denver (12/11, 32 yds) . . . Caught a season-high 38-yarder at NY Jets (11/06) . . . Had best stats of career in '83.

GAMES PLAYED: Has played in 36 NFL games . . . Has started in seven, all with the Colts . . . Has played in 16 games with the Colts and 20 games with the Lions . . . 1981 12/0; 1982 8/0, 1983 16/7.

CAREER NOTES: Appeared in eight of nine regular season games in 1982 before getting a starting call in the playoffs at Washington . . . Caught two passes for 31 yards . . . Has 4.4 speed in the 40 . . . Caught three passes for 63 yards for Lions in 1981 . . . Played in 12 games . . . Caught only TD pass of career vs. Vikings (12/12) . . .

COLLEGE: Played quarterback, halfback and wide receiver at LSU . . . Averaged 22.7 yards per catch as a senior and 17.7 over his three-year career . . . Played in Sun Bowl as a freshman, the Liberty Bowl as a sophomore and the Tangerine Bowl as a junior . . . Captained squad as a senior . . . Named to the All-Scholastic Team in the SEC in '80 and '81 . . . Has a degree in finance.

PERSONAL: Born in Baton Rouge, La. . . Attended Southern Lab High School where his dad was his coach . . . Also lettered in basketball, baseball and track . . . Works in banking business during off-season . . . Enjoys fishing, hunting and racquetball . . . Tracy and his daughter Jasmine, 4, reside in Baton Rouge.

CAREER STATISTICS

RECEIVING

CAREER BEST

Year-Team . . .	G	No	Yds	Avg	LG	TD	Receptions: 4 vs. Chicago 9/25/83 4 at Cleveland 11/27/83
1981-Det	12	3	63	21.0	27	1	Yards: 71 at Cleveland 11/27/83
1982-Det	8	9	124	13.8	23	0	Longest: 38 at NY Jets 11/06/83
1983-Colts	16	28	384	13.7	38	0	
TOTAL	36	39	571	14.6	38	1	

TATE RANDLE (35) 3rd Yr CB 6-0 198 Texas Tech FA-'83 Birthdate: August 15, 1959

PRO: Entering his third season in the NFL . . . Joined the Colts as a free agent 10/11/83 . . . Originally selected by Miami on the eighth round of the 1982 college draft . . . Placed on waivers by Miami and was picked up by Houston on 9/9/82 . . . Released by the Oilers 9/21/83.

1983: Played in final 10 games of the season . . . Started the final five games at right cornerback . . . Also started at Philadelphia (10/30) at RCB . . . Credited with 23 tackles including 17 solo stops . . . Also credited with six pass defenses . . . Best effort came in season finale against old club, Houston, (12/18) with six solo tackles and one assist . . . Had three solo stops against Miami (10/23) and NY Jets (12/04) . . . Saw action on punt, punt return and kickoff units . . . Recorded five tackles on kickoff unit including two solo and three assisted . . . Snared one interception and returned it 41 yards vs. NY Jets (12/04) . . . Was longest non-scoring interception return of the season for the Colts.

CAREER NOTES: Saw action in seven games with the Oilers in 1982 . . . Was reserve at free safety.

GAMES PLAYED: Has played in 17 NFL games . . . Has played in seven games with Houston . . . Has played in 10 games with the Colts including six starts . . . 1982 7/0; 1983 10/6.

COLLEGE: Recorded 14 career interceptions at Texas Tech . . . Defensive captain as a senior . . . Recorded 73 tackles including 43



solo and three interceptions as a senior . . . Earned All-SWC honors in 1980 and 1981 (1st Team) . . . Played in Blue-Gray Game and Olympia Gold Bowl in senior campaign . . . Has a degree in physical education and health.

PERSONAL: Born in Fredricksburg, Tex. . . . Attended Fort Stockton High School in Fort Stockton, Texas . . . All-State selection at quarterback . . . Intercepted 25 passes as defensive back during prep career . . . Also lettered in basketball and track . . . Enjoys hunting and working with horses . . . Works on his ranch in the off-season . . . Tate and his wife, Gail, reside in Lubbock, Tex.

CAREER STATISTICS

INTERCEPTIONS

Year-Team	G	No	Yds	Avg	LG	TD
1983-Colts	10	1	41	41.0	41	0

MARK REED (8) 3rd Yr QB 6-3 203 Moorhead State Trade-LA Rams Birthdate: February 21, 1959

PRO: Joined the Colts in a trade for line-backer Mark Jerue on 8/31/83 . . . Was acquired by the Rams on waivers from the New York Giants after '83 final cuts were made . . . Was an eighth-round selection by the NY Giants in the 1981 college draft. 1983: Played in one game . . . Joined the club after injury to quarterback Mark Herrmann left the club with only two QBs . . . In late-minute action vs. Buffalo (10/16), Reed completed six of 10 attempts for 34 yards . . . Was intercepted once as Buffalo rushed



hard in 30-7 Colt loss . . . Longest gain was a 16-yarder to WR-Matt Bouza . . . Gained 27 yards on two carries including an 18-yard jaunt . . . Big and strong-armed . . . Impressive in camp workouts.

PRO: Missed rookie year with injury . . . Was on Giant squad as No. 3 QB in 1982 . . . Did not see any regular-season action . . . Was seven-for-22 in preseason action against Colts . . . Showed lots of potential as a rookie in 1981 but was slowed by groin injury in late August and was placed on injured reserve where he spent the rest of the season.

COLLEGE: Was a three-year starter at Moorhead State in Minnesota . . . Set all-time school records for completions (332), passing yardage (4,056) and TD passes (28) . . . Equalled all-time school mark of five touchdown passes in one game . . . Was two-time all-conference winner . . . Small College All-America . . . Won Glen Gallogan Award for outstanding student athlete . . . Led club to conference championship in 1979 . . . Was a captain as a senior . . . Studied engineering.

PERSONAL: Born in Brainerd, Minn. . . . Attended Moorhead High School and lettered in track and football . . . Busy off-season includes work on degree, work on home, and charity golf tournaments . . . Enjoys fishing and golf . . . Mark, his wife and his child, Anna (1) reside in Moorhead.

CAREER STATISTICS

PASSING

RUSHING

Year-Team	G	Att-Comp	Yds	Pct	Int	LG	TD	No	Yds	Avg	LG	TD
1983-Colts	1	10-6	34	60.0	1	16	0	2	27	27.0	18	0

ART SCHLICHTER (10) 2nd Yr QB 6-3 208 Ohio State D-1b '81
Birthdate: April 25, 1960

PRO: Entering his second season with the Colts . . . Sat out '83 campaign with league-imposed suspension before being reinstated 6/22/84 . . . Was the Colts' second pick in the first round of the 1982 college draft . . . Was the fourth player taken overall . . . Pick was obtained from Los Angeles Rams along with a second-round choice (Rohn Stark) in exchange for QB-Bert Jones in a deal consummated on April 27, 1982.



CAREER NOTES: Appeared in three games for the Colts in 1982 . . . Completed 17 passes in 37 attempts (46.0%) for 197 yards . . . Top performance came at San Diego (12/26) when he completed six of nine passes (66.0%) for 65 yards and no interceptions . . . Saw most action in second half . . . Also completed five of 10 passes for 29 yards vs Miami (1/2/83) . . . Threw 18 times and completed six in season opener vs. New England (9/12) for 103 yards . . . Longest pass completion was a 29-yarder vs. Miami . . . Threw two interceptions in '82 . . . Sacked three times for 35 yards . . . Rushed for three yards at San Diego (12/26).

COLLEGE: Four-year starter at Ohio State . . . Holds virtually every school passing record . . . Started all 48 games at QB . . . Buckeyes compiled a 36-11-1 mark during his career . . . Won two Big Ten titles . . . Made four Bowl appearances . . . Threw for school record 7,547 yards including 50 TD passes . . . Rushed for 1,303 yards and scored 35 TDs . . . Total offense figure of 8,850 also school mark . . . Senior year honors include Second Team All-America by UPI and Football News, Honorable Mention All-America by AP and Sporting News . . . Big Ten Player of the Year . . . Passed for 2,392 yards in senior year . . . Selected MVP in '82 Olympia Gold Bowl . . . Played in '82 Hula Bowl . . . Top game of career as a senior when he threw for 458 yards on 31 of 53 effort vs. Florida State . . . Bowl appearances include Gator Bowl (205 yards passing, 2 TDs rushing) as a freshman, Rose Bowl (297 yards passing) as a sophomore, Fiesta Bowl (302 yds passing, 3 TDs passing) as a junior and Liberty Bowl (159 yards passing with 2 TDs) as a senior . . . Also played two years of basketball, lettering as a freshman . . . Communications major.

PERSONAL: Born in Fayette County, Ohio . . . Attended Miami Trace High School (Ohio) . . . Never lost a game as starting QB . . . Won 12 letters . . . Art is single and resides in Bloomingburg, Ohio.

CAREER STATISTICS

PASSING

Year-Team	G	Att-Comp	Yds	Pct	Int	LG	TD
1982-Colts	3	37-17	197	46.0	3	29	0

RUSHING

Year-Team	No	Yds	Avg	LG	TD
1982-Colts	1	3	3.0	3	0

TIM SHERWIN (83) 4th Yr TE 6-6 245 Boston College D-4 '81
Birthdate: May 4, 1958

PRO: Entering his fourth season with the Colts . . . Was the Colts' fourth-round draft selection in the '81 college draft.

1983: Played in 15 games . . . Started first 14 games before being slowed by neck injury . . . Saw limited action in week 15 at Denver (12/11) and did not play in season finale vs. Houston (12/18) . . . Caught 25 passes for 358 yards (14.3 yd avg) . . . Ranked third on the club in receptions and fifth in receiving yardage . . . Caught two passes for season-high 58



yards at New England (9/04) including a season-high 30 yard grab . . . Caught season-high three passes for 53 yards vs. Miami (10/23) and for 25 yards at Cincinnati (10/02) . . . Caught at least one pass in every start . . . Excellent blocker . . . Recorded seven tackles including four solo on punt coverage unit . . . Also played on kickoff return and field goal units.

CAREER NOTES: Played in all nine games of the 1982 campaign and started in all but the season opener against New England (9/12) when his playing time was limited because of an ankle injury . . . Tied for second on the club with 21 receptions . . . Second on the club in receiving yardage with 280 yards . . . Had best effort of the season at San Diego (12/26) when he caught a career-high six passes for 68 yards . . . Gained a career-high 92 yards on five receptions at NY Jets (11/21) . . . Also caught three passes for 31 yards vs. Green Bay (12/19) and three for 29 yards vs. Miami (1/2/83) . . . Caught at least one pass in every game except Buffalo (11/28) and Minnesota (12/12) . . . Had career-long 33-yard pass reception at NY Jets . . . Recorded two tackles on punt coverage team . . . Played in all 16 games in '81 . . . Started in first two games of the season . . . Served mainly as second tight end in double tight end offense and on special teams . . . Caught two passes for 19 yards . . . Had an eight-yard reception at New England (9/6) and an 11-yard reception vs. Dallas (12/6) . . . Credited with three tackles and three assists on kickoff coverage unit . . . Hampered by shoulder injury throughout the season.

GAMES PLAYED: Has played in 40 games for the Colts . . . Started in 24 . . . 1981 16/2; 1982 9/8; 1983 15/14.

COLLEGE: Lettered four years at tight end for Boston College . . . Had 78 receptions for 1,055 yards and scored three touchdowns during collegiate career . . . Was the Eagles' leading receiver as a senior with 29 catches for 371 yards . . . Finished fourth on school's All Time Pass Reception List . . . Played in '81 East-West Shrine Game and Senior Bowl . . . Has a degree in Sociology.

PERSONAL: Born in Troy, N.Y. . . . Attended Watervliet (N.Y.) High School . . . Lettered in football, basketball and track . . . Earned all-metro honors in football and all-city honors in basketball . . . Active in youth football clinics . . . Taking course in computer programming during the off-season . . . He and his wife, Janice, reside with their son, Jason, in Indianapolis.

CAREER STATISTICS

RECEIVING

Year-Team	G	No	Yds	Avg	LG	TD
1981-Colts	16	2	19	9.5	11	0
1982-Colts	9	21	280	13.3	33	0
1983-Colts	15	25	358	14.3	30	0
TOTALS	40	48	657	13.4	33	0

CAREER BEST

Receptions: 6 at San Diego 12/26/82
Yards: 92 at New York Jets 11/21/82
Longest: 33 at New York Jets 11/21/82

PHIL SMITH (86) 2nd Yr WR 6-3 188 San Diego State D-4 '83
Birthdate: April 28, 1960

PRO: Entering his second season with the Colts . . . Was the Colts' fourth round selection in the 1983 college draft . . . Was the 85th selection overall.

1983: Saw action in first game of season, but did not play in the following eight games . . . Placed on reserve/non-football injury list on 11/02/83 with sinus problems for which he had surgery during the preseason . . . Was impressive during '84 mini-camp . . . Has 4.4 speed in the 40.

GAMES PLAYED: Has played in one NFL contest . . . 1983 1/0.



COLLEGE: Was a walk-on QB in first two years of four-year career at San Diego State . . . Converted to WR/KR in final two seasons . . . Averaged 15.4 yards-per-reception and scored four TDs over final two seasons with Aztecs . . . Caught 26 passes for 355 yards as a senior . . . Top effort came against Oklahoma State when he caught 5 passes for 102 yards including a 52 yard TD . . . Led the club as a junior with a 17.0 yard average per catch (28 for 476 yards) . . . Caught at least one pass in every contest and at least two in nine of 11 games . . . Outstanding kickoff returner with a 25.0-yard return average . . . Earned All-Conference honors as a senior . . . Ranked second in WAC as junior (eighth, Division 1A) and senior (10th nationally) . . . Was captain as a senior . . . Offered partial scholarship to UCLA as wide receiver, but decided on San Diego State for opportunity to play QB . . . Has degree in public administration.

PERSONAL: Born in Los Angeles, Calif. . . . Attended Junipero Serra High School in Gardena, Calif. . . . Lettered in football (quarterback) and basketball (guard) . . . Works during off-season in administrative position with AT&T and pursuing acting career . . . Single and resides in Compton, Calif.

ROHN STARK (3) 3rd Yr P 6-3 195 Florida State D-2a
Birthdate: June 4, 1959

PRO: Entering his third season with the Colts . . . Was the second player drafted by the Colts in the second round of the 1982 college draft (34th player selected overall) . . . The pick was obtained from the Los Angeles Rams along with a first-round selection in exchange for quarterback Bert Jones in a deal that was consummated on April 27, 1982 . . . Was the highest drafted punter in the NFL since Russell Erxleben (P/K) was selected by New Orleans in the first round of the 1979 draft.

1983: Played in all 16 games . . . Was named to AP's First Team All-Pro . . . Led the entire NFL in punting with a 45.3 yard average . . . Was nearly one yard higher than nearest competitor, New England's Rich Camarillo (44.6) . . . Punted the ball 91 times for 4,124 yards . . . Nailed the ball 60 yards or more eight times . . . Longest punt was a 68-yarder at Denver . . . Also kicked a 67-yarder at Buffalo (9/18) . . . Sailed 10 punts for 462 yards



England's Rich Camarillo (44.6) . . . Punted the ball 91 times for 4,124 yards . . . Nailed the ball 60 yards or more eight times . . . Longest punt was a 68-yarder at Denver . . . Also kicked a 67-yarder at Buffalo (9/18) . . . Sailed 10 punts for 462 yards vs. Denver (9/11) for a 46.2 yard average including a 65 and 62-yarder . . . That contest also featured his shortest punt, a 21-yarder . . . Also kicked 62 and 60-yarders at Miami (11/20) . . . Kicked the ball more than 50 yards 29 times . . . Set Colt punting yardage figure of 4124 yards exceeding Bucky Dilt's 3657 yards in 1979 . . . 45.3 yd avg matches David Lee's mark set in 1969 . . . Is second highest average in Colt history . . . Had net punting average of 36.3, fourth in the NFL . . . Often out-booted coverage . . . Nailed 20 kicks inside the opponents 20-yard line . . . Had no punts blocked . . . Opponent return yardage was tops in the NFL with 642 yards . . . Threw an incomplete pass at Cincinnati (10/02) on a fake punt attempt . . . Also was holder on field goal unit . . . Teamed with PK-Raul Allegre for one of the best kicking teams in the NFL . . . Rushed for eight yards at NY Jets (11/06) in a fake field goal attempt . . . Has never had a punt blocked in college or pros . . . Left-footed and right-handed.

CAREER NOTES: Played in all 9 games as a rookie in 1982 . . . Averaged 44.4 yards on 46 punts to rank second in the NFL . . . Had best average by a Colt since 1970 when David Lee averaged 44.7 yards on 63 punts . . . Averaged better than 44.0 yards per punt in six of nine contests including five games over 45.0 yards . . . Top effort came at San Diego (12/26) when he averaged 50.8 yards on 5 punts including a season-long of 60 yards . . . Averaged 48.6 yards on 5 punts vs. Green Bay (12/19) one week earlier . . . Over half (24) of his 46 punts traveled over 45 yards including 17 punts of 50 yards or more . . . Three-quarters of his punts (35) covered 40 yards or more . . . Stark ran on his own instincts out of punt formation and gained 8 yards and a first down in the fourth quarter at the Orange Bowl against the Dolphins (9/19).

HONORS: 1982—Selected to UPI AFC All-Star Second Team . . . PFW All-Rookie Team . . . PFWA All-Rookie Team . . . Football Digest Rookie All-Star Team.
1983—AP First Team All Pro . . . Football Digest All-Pro First Team . . . UPI AFC All-Star Second Team . . . Pro Bowl First Alternate . . . NEA All-Pro Second Team.

GAMES PLAYED: Has played in 25 consecutive games for the Colts . . . 1982 9/0; 1983 16/0.

COLLEGE: Lettered four years at Florida State . . . Consensus first team All-America during final two seasons . . . Averaged school record 46.0 yards per punt as senior to rank second in Division 1-A . . . Played in '82 Japan Bowl and Olympia Gold Bowl . . . Averaged 45.2 yards per punt as junior to rank third in Division 1-A . . . Established FSU career marks with 244 punts for 10,418 yards and a 42.6 yard average . . . Set FSU single-game mark with 51.1 average on 8 kicks vs. Nebraska in 1980 . . . Became only punter ever honored as UPI's Southeast Defensive Player-of-the-Week when he averaged 48.1 yards on seven punts in Seminole's 36-22 victory over Pitt in '80 . . . Longest punt of college career was 72-yarder as freshman . . . Exceptional athlete with distinction of earning All-America honors in two sports—football and track . . . Finished 8th in the NCAA decathlon as a senior . . . Average decathlon total was 7600, world class is 8000 . . . Nominated for Academic All-America honors in 1980 . . . Earned degree in Finance.

PERSONAL: Born in Minneapolis, Minnesota . . . Attended Pine River (Mn.) High School . . . Lettered in football, baseball, basketball and track . . . Has amateur pilot's license . . . Hobbies include golf, bowling, fishing and water skiing . . . He and his wife, Ann, reside in Tallahassee, Florida.

CAREER STATISTICS

Year-Team	No	Yds	Avg	TB	In 20	LG	BL
1982-Colts	46	2044	44.4	12	8	60	0
1983-Colts	91	4124*	45.3*	9	20	68	0
TOTAL	137	6168	45.0	21	28	68	0

*NFL LEADER

YARDAGE BREAKDOWN

Year-Team	10-19	20-39	40-49	50-59	60-69
1982-Colts	1	10	18	16	1
1983-Colts		29	33	21	8
TOTALS	1	39	51	37	9

CAREER BEST-SINGLE G/ F

Most Punts: 10 vs Denver 9/7
Most Punting Yardage: 462 vs Denver 9/11/83
Longest Punt: 68 at Denver 12/13
Inside 20: 4 at Miami 11/20/83

DONNELL THOMPSON (99) 4th Yr DE 6-5 263 North Carolina D-1b '81 Birthdate: October 27, 1958

PRO: Entering his fourth season in the NFL, all with the Colts . . . Was the Colts' second selection in the first round of the 1981 college draft . . . Pick was obtained from Minnesota in exchange for Colts' two second-round selections and a fifth-round choice in the '81 draft.

1983: Played in 14 games and started in 13 . . . Started first nine games and final four games . . . Played but did not start at Miami (11/20) . . . Did not dress for two games (at New York Jets 11/06 and vs. Pittsburgh 11/13) . . . Seventh leading tackler on the team with 70 including 38 solo . . . Recorded two-and-a-half loss-tackles for six yards, four QB sacks for 27 yards and 15 QB pressures . . . Best effort came with eight solo tackles and four assists vs. Buffalo (10/16) . . . Also recorded 10 tackles including six solo in season opener at New England (9/04) . . . Recorded eight tackles with five solo vs. Miami (10/23) . . . Recorded two QB sacks in first game at New England (9/04) for 19 yards . . . Also credited with two QB sacks vs. New England (10/09) for eight yards . . . Caused two fumbles vs. New England (10/09) . . . Also nailed Patriot QB-Steve Grogan in endzone for a safety, securing a 12-7 Colt victory.



CAREER NOTES: Started in all nine games at left defensive end in 1982 . . . Ranked first among defensive linemen and finished third on the team with 36 tackles and 41 assists . . . Had career-high 11 tackles and five assists at Buffalo (11/28) . . . Recorded six tackles and five assists at Miami (9/19) and five tackles, eight assists vs. Green Bay (12/19) . . . Ranked third on the club with one-and-a-half quarterback sacks . . . Had one-half sack vs. Cincinnati (12/5) and one sack at San Diego (12/26) . . . Recorded Colts' only blocked PAT of the season against the Bengals . . . Played in 13 games as a rookie in '81 . . . Started in 12 games at left defensive end

... Missed three games due to knee injury sustained in season opener ... Had 42 tackles and 8 assists for the season ... Best effort came vs. Dallas (12/6) when he recorded 8 tackles ... Had 7 tackles at Miami (11/1) ... Recorded only QB sack in the season finale vs. New England (12/20) ... Tied for the team lead in forced fumbles with 3 ... Recovered one fumble.

HONORS: Named to 1981 NFL All Rookie Team by United Press International, Pro Football Writers Association and Pro Football Weekly.

GAMES PLAYED: Has played in 36 NFL games ... Has started in 34 ... 1981 13/12; 1982 9/9; 1983 14/13.

COLLEGE: Started for three seasons at North Carolina ... Credited with 213 tackles and 14 QB sacks ... Recorded 87 tackles and 5 QB sacks as a senior when he was named Third Team All-America by Football News and Honorable Mention All-America by AP and UPI ... Also voted First-Team All-ACC ... Played in Liberty (fresh), Gator (jr) and Bluebonnet (sr) Bowls ... Recreation major.

PERSONAL: Born in Lumberton, N.C. ... Attended Lumberton High School ... Achieved All-America recognition in football and also lettered in basketball ... Enjoys racquetball, fishing and monopoly ... Assists American Lung Association during off-season ... He and his wife, Stacey, reside in Timonium, Md.

BEN UTT (64) 3rd Yr G 6-4 267 Georgia Tech FA '82
Birthdate: June 13, 1959

PRO: Entering his third season with the Colts ... Joined the Colts as a free agent on January 18, 1982 ... Originally signed as a free agent with Dallas in 1981 and was released from the Cowboys training camp that year.

1983: Played in all 16 games and started in eight ... Started first game of season at left guard ... Started the eighth through 14th games at right guard ... Served as a reserve guard and third tight end for remainder of the season ... Impressive strength and toughness.

CAREER NOTES: Played in all nine games in 1982 ... Started in three contests including first two games of the season at left tackle and the third game at left guard ... Served as reserve guard and center for the remainder of the season ... Was one of two free agents to make the club on offensive line after impressive training camp.

GAMES PLAYED: Has played in 25 games with the Colts ... Started in 11 contests ... 1982 9/3; 1983 16/8.

COLLEGE: Four-year letterman at Georgia Tech ... Team captain as a senior ... Played in the 1980 Blue-Gray Game and the Senior Bowl ... Named to Preseason Honorable Mention All-Atlantic Coast Conference as senior ... Began Yellow Jacket career as defensive end in 1977 ... Switched to offensive line midway through '78 campaign because of injuries to other players ... Earned B.S. degree in Industrial Management.

PERSONAL: Born in Pindole, California ... Raised in Vidalia, Georgia ... Attended Vidalia High School ... Lettered in football and track ... Earned All-State honors in football ... Works in business community during off-season ... Ben and his wife, Beth, reside in Columbia, Maryland.



**HENRY WAECHTER (71) 3rd Yr DE 6-5 263 Nebraska FA-'83
Birthdate: February 13, 1959**

PRO: Entering his third season in the NFL and second with the Colts . . . Joined the Colts as free agent on 9/28/83 . . . Originally drafted by Chicago in the seventh round of the 1982 college draft . . . Waived 8/29/83.

1983: Played in 11 games . . . Saw action in 10 final contests . . . Also saw action at Cincinnati (10/02) . . . Recorded 14 tackles including nine solo tackles . . . Best effort came at Miami (11/20) when he recorded five solo tackles . . . Also credited with nine QB pressures and two batted balls . . . Had one-and-a-half sacks for 13½ yards including one for 10 yards at Denver (12/11) and ½ for 3½ yards vs. Pittsburgh (11/13).

CAREER NOTES: Played in all nine games for the Bears in 1982 . . . Recorded 15 tackles including 10 solos . . . He started two games (Saints, Cardinals).

GAMES PLAYED: Has played in 20 NFL games including 11 with the Colts . . . Has two starts, both with the Bears . . . 1982 9/2; 1983 11/0.

COLLEGE: Transferred to Nebraska from Waldorf Junior College . . . Lettered junior and senior year . . . Amassed 119 tackles including 77 solos . . . Named defensive player of the game for effort vs. Iowa State when he had five solo tackles and an interception in Huskers 31-7 victory . . . Played in Sun Bowl as a junior and Orange Bowl as a senior . . . Majored in marketing education.

PERSONAL: Born in Dubuque, Iowa . . . Attended Western Dubuque High School where he lettered in football and wrestling . . . Enjoys hunting and fishing . . . Henry is single and resides in Lincoln, Neb.



**KENDALL WILLIAMS (44) 2nd Yr CB 5-9 190 Arizona State FA '82
Birthdate: February 7, 1959**

PRO: Entering his second full season with the Colts . . . Signed as a free agent with the Colts on 8/24/82 . . . Placed on reserve/retired list in '82 camp . . . Returned to camp in '83 and made squad . . . Originally signed with Dallas as free agent in '82.

1983: Played in all 16 games and started in four at right cornerback . . . Started at Buffalo (9/18), vs. New England (10/09), vs. Buffalo (10/16) and vs. Miami (10/23) . . . Used as nickel back in other games and as

punt and kickoff return specialist . . . Recorded 34 tackles including 21 solos at cornerback . . . Credited with three pass defenses . . . Best effort came vs. Buffalo (10/16) with five solo tackles and one assist . . . Had four tackles and three assists vs. New England (10/09) . . . Had one interception at Cincinnati (10/02) and returned it 14 yards . . . Also gained 18 yards on former Colt Jeff Delaney's lateral after an interception vs. New England . . . That ball was fumbled back to the Patriots . . . Club's leading kickoff returner with 490 yards on 20 returns including a season-high 90-yard non-scoring return at Cincinnati (10/02) . . . 24.5-yard return average ranked fourth in the NFL . . . Also returned nine punts for 43 yards (4.8 yd avg) with a long gain of 13 yards vs. Pittsburgh (11/13) . . . Returned four punts for 23 yards in same game . . . Also on punt coverage, kickoff coverage and field goal block units . . . Recorded 10 tackles including two solo and



three assisted on both punt and kickoff coverage teams . . . Recovered a fumble in season opener at New England.
GAMES PLAYED: Has played in 16 NFL games, all with the Colts . . . Has started in four . . . 1983 16/4.
COLLEGE: Attended Arizona State and played under Frank Kush . . . Transferred from Long Beach . . . Played in sophomore, junior and senior years for Sun Devils . . . Was named second team All Pac 10 in senior year . . . Special education major.
PERSONAL: Born in Long Beach, Calif. . . . Attended Poly High School in Long Beach . . . Lettered in football (defensive back), basketball (guard), baseball (outfielder) and track . . . Enjoys outdoors, reading, coaching youths and working with handicapped youths . . . Single and resides in Long Beach.

CAREER STATISTICS

INTERCEPTIONS

Year-Team	G	No	Yds	Avg	LG	TD
1983-Colts	16	1	32	32	18	0

Kickoff Returns

Year-Team	G	No	Yds	Avg	LG	TD
1983-Colts	16	20	490	24.5	90	0

Punt Returns

Year-Team	G	No	FC	Yds	Avg	LG	TD
1983-Colts	16	14	4	43	4.8	13	0

**NEWTON WILLIAMS (39) 3rd Yr RB 5-10 204 Arizona State
 Waivers- S.F. '83 Birthdate: May 10, 1959**

PRO: Entering his third season in the NFL . . . Claimed by the Colts on waivers 8/17/83 . . . Originally selected on the fifth round of the 1982 college draft by San Francisco.
1983: Played in all 16 games as reserve fullback and on kickoff, kickoff return and punt coverage teams . . . Carried the ball 28 times for 77 yards (2.8 yd avg) . . . Carried the ball at least once in 13 different contests . . . Did not carry ball at New England (9/04), vs. Miami (10/23) and vs. Pittsburgh (11/13) . . . Best effort came



at Cleveland with six carries for 36 yards including a 13-yard jaunt . . . Caught four passes for 46 yards including a 19-yarder at Cleveland where he caught two passes for 32 yards . . . Also had seven-yard receptions vs. Buffalo (10/16) and vs. NY Jets (12/04).
CAREER NOTES: Played in six games for the 49ers before finishing season on injured reserve due to shoulder fracture in 1982 . . . Played on special teams and recorded three solo tackles.
COLLEGE: Lettered for four seasons at ASU . . . Gained 1,172 yards rushing and 255 yards receiving . . . He was Sun Devils' leading rusher in '79 (438 yards) and ranked third in total yardage behind Mark Malone and Robert Weathers that season . . . Played both tailback and fullback . . . Played in the Fiesta Bowl in '77 and in the Garden State Bowl in '80 . . . B.S. degree in telecommunications.
PERSONAL: Born in Charlotte, N.C. . . . Attended North Mecklenburg High School . . . Lettered in football, basketball and track . . . Set school high jump record of 6'8" . . . Runs 4.59 in the 40 . . . Newton is single and resides in Charlotte.

CAREER STATISTICS

RUSHING

Year-Team	G	No	Yds	Avg	LG	TD
1983-Colts	16	28	77	2.8	13	0

RECEIVING

No	Yds	Avg	LG	TD
4	46	11.5	19	0

LEO WISNIEWSKI (69) 3rd Yr NT 6-1 257 Penn State D-2a '82
Birthdate: November 6, 1959

PRO: Entering his second season with the Colts . . . Was the Colts' first selection in the second round of the 1982 college draft.

1983: Played in 15 games and started in 14 . . . Did not dress vs. Chicago (9/25) due to strained knee . . . Given breather in season finale vs. Houston (12/18) but saw action . . . Extremely consistent, steadily improving nose tackle recorded 95 total tackles including 50 solos to lead the defensive linemen and finish second on the team in stops . . . Had at least one tackle in every game he played and at least four in 10 contests . . . Recorded 13 tackles including seven solos vs. Denver (9/11) . . . Had 13 tackles with six solos vs. Buffalo (10/16) . . . Had seven games with at least eight tackles . . . Team leader in QB pressures with 18 . . . Recorded five loss-tackles for 15 yards . . . Also recorded five QB sacks for 41 yards . . . Had two sacks for 20 yards at NY Jets (11/06) . . . Recorded a sack for 10 yards at Philadelphia (10/30) and for 10 yards at New England (9/04) . . . Also had a sack vs. Denver for one yard . . . Applies relentless pressure in passing situations and is tough to run against . . . Caused one fumble and recovered two . . . Occasionally dropped back in LB position during a blitz . . . Kush notes that he "gives 100% on the field all the time".



CAREER NOTES: Played in seven games in 1982 and started each contest at nose tackle . . . Spent the first two games of the season on injured reserve while recovering from arthroscopic surgery to repair torn cartilage in left knee . . . Sustained knee injury in sixth week of training camp . . . Eight-week player strike gave him time to rehabilitate the knee . . . Finished second among defensive linemen and sixth on the club with 32 tackles and 20 assists . . . Top effort of season came against Green Bay (12/19) when he recorded 11 tackles and four assists . . . Had eight tackles and two assists vs. Cincinnati (12/5) . . . Team leader in quarterback sacks with 2½ . . . Credited with ½ QB sack vs. Bengals, one vs. Packers and one at San Diego (12/26).

HONORS: Named to 1982 NFL All-Rookie Team by Pro Football Weekly and Professional Football Writers of America.

GAMES PLAYED: Has played in 22 NFL games, all with the Colts . . . Has started in 21 contests . . . 1982 7/7; 1983 15/14.

COLLEGE: Lettered for three seasons at Penn State . . . Recorded 102 tackles and 11 quarterback sacks during PSU career . . . Earned AP Honorable Mention All-America and AP First Team All-East honors as a senior . . . Played in '82 Hula Bowl and Japan Bowl . . . Recipient of PSU's Ridge Riley Award for loyalty and dedication . . . Defensive co-captain in '81 . . . Played in Liberty Bowl as sophomore and Fiesta Bowl as junior and senior.

PERSONAL: Born in Hancock, Mich. . . . Attended Fox Chapel near Pittsburgh, Pa. . . . Earned All-America honors in senior year in football . . . State wrestling champion in heavyweight division . . . Also lettered in track (shotput) . . . Has bachelor of arts degree in speech communications with a business minor . . . Active in community outreach with Pro Athletes for Christ . . . Employed by Mutual Security Life as an agent . . . Leo and his wife, Cindy, reside in Tampa, Fla.

**STEVE WRIGHT (73) 4th Yr 6-6 250 Northern Iowa
Trade-Dallas '83 Birthdate: April 8, 1959**

PRO: Entering his second season with the Colts and fourth in the NFL . . . Acquired by the Colts on August 26, 1983 in a trade with Dallas for a future middle-round draft selection . . . Originally signed as a free agent rookie by the Cowboys in 1981.

1983: Played in 13 games and started in 10 . . . Started first seven games of the season and the last two . . . Also started at Philadelphia (10/30) before being slowed by ankle injury . . . Started at right guard in all starts but at tackle at Philadelphia . . .

Stepped into starting role and exceeded expectations . . . Good run blocker with power.

CAREER NOTES: Overcame long odds to win a roster spot on the Dallas club in 1981 . . . Played tackle in 1981 and guard in 1982 . . . Was playing right guard on Tony Dorsett's record-setting 99-yard jaunt from scrimmage on January 3, 1983 at Minnesota.

GAMES PLAYED: Has played in 38 NFL games . . . Has started in 10, all with the Colts . . . Played in 25 games with the Cowboys and 13 with the Colts . . . 1981 (16/0); 1982 (9/0); 1983 (13/10).

COLLEGE: Lettered for four years at Northern Iowa . . . Played offensive tackle for first three years . . . Switched to tight end in senior campaign . . . Caught eight passes for 73 yards and one touchdown . . . Health Management major.

PERSONAL: Born in St. Louis . . . Raised in Minneapolis, Minnesota where he starred in sports at Wayzata High School . . . Played football, basketball and track . . . Was second in state in shotput (58'2") and discus (167'8") . . . Enjoys travel, sun and outdoor sports . . . Single and resides in Dallas during the off-season.



**DAVE YOUNG (95) 3rd Yr TE 6-5 240 Purdue FA-'83
Birthdate: February 9, 1959**

PRO: Entering his third year in the NFL, his second with the Colts . . . Originally drafted by the NY Giants on the second round of the 1981 college draft . . . Spent one year with the Giants before being released just prior to the 1982 season . . . After a brief trial with the Patriots, was picked up by Buffalo during the spring of 1983 . . . Spent five games with the Bills before being waived 10/05/83 . . . Signed by the Colts on 11/23/83.

1983: Played in season finale vs Houston (12/18) . . . Was with Buffalo for first five games and did not catch a pass . . . Picked up as third tight end after the Colts went with two at beginning of season.

CAREER NOTES: Appeared in 11 games with the Giants in rookie season . . . Had five catches in regular season action . . . Caught two passes during playoffs against San Francisco . . . His five catches were good for 49 yards . . . Bothered much of the season with injuries to both thumbs . . . Was a key man on Giant special teams as he blocked two field goals (vs. Atlanta and San Francisco) . . . Scored only TD of career on two-yard toss from QB-Phil Simms against Atlanta.



COLLEGE: Consensus All-America at Purdue where he led the nation in receiving as a senior . . . Caught 67 passes for 917 yards along with eight touchdowns . . . Was the first tight end to lead the country in receiving . . . Teamed with Colt QB-Mark Herrmann to set numerous Purdue records including 177 career catches for 2274 yards . . . Also caught a record-breaking 12 passes for 172 yards vs Michigan State as a senior . . . Had 26 career TDs, also a Purdue record . . . Caught 41 straight passes, one shy of NCAA record . . . Played in the Japan Bowl and Hula Bowl . . . Was a member of Purdue's Peach, Liberty and Bluebonnet Bowl squads during his career . . . Communications major.

PERSONAL: Born in Akron, Ohio . . . Attended East High School in Akron where he was an All-County and All-League pick . . . Team captain and also a basketball letterman . . . Dave lives with his wife, Denice, in West Lafayette, Indiana.

CAREER STATISTICS

Year-Team	RECEIVING					
	G	No	Yds	Avg	LG	TD
1981-NY Giants	11	5	49	9.8	10	1
1981-Playoffs	2	2	15	7.5	10	0

PROFILES OF COLTS 1984 DRAFT SELECTIONS

1A — LEONARD COLEMAN CB 6-2 208 VANDERBILT

The eighth player taken in the 1984 draft . . . Never missed a game in four-year college career . . . Ideal combination of speed, size and strength . . . Owns Vandy record for most interceptions in a game (three), season (eight), and career (15) . . . Rated as one of the top cornerback prospects in the country . . . Honors include: NEA 2nd Team All-America, AP 3rd Team All-America, AP 1st Team All-SEC, UPI 1st Team ALL-SEC, Playboy Preseason All-South, Played in both Hula Bowl and Senior Bowl . . . Senior Highlights: scored only TD of career in game six vs. Georgia on 29-yard interception return . . . Credited with eight tackles (week five) against Florida and week seven vs. Ole Miss . . . Broke up two passes in each of first three '83 games . . . Capped season with seven tackles, three broken up passes in finale vs. Tennessee . . . '82 Accolades: two interceptions in opener against Memphis State . . . Stopped UNC drive week two with 4th quarter interceptions . . . Sealed week four victory over Tulane with leaping steal at six yard line with seven minutes remaining; later recovered fumble and broke up two last-minute desperation passes . . . Interception returns of 32 yards vs. Georgia and 49 against Virginia Tech . . . Tied school record as freshman with three interceptions vs. Tenn-Chat . . . Earned three football and two basketball letters at Lake Worth High . . . all-district, all-conference and all-state honors in 1979 . . . Majored in Education . . . Born 1/30/62 in Boynton Beach, FL.

Coach Kush comments on Coleman:

"We seemed to have resolved our secondary problem with the selection of Coleman. By adding strong competition, it will strengthen our football team. He's got a good head on his shoulders—good football sense."



First-round pick Leonard Coleman is hoped to shore-up Colt secondary that allowed 31 TDs through the air in 1984.

1B — RON SOLT OG 6-3 265 MARYLAND

The Colts' second pick in the first round, the 19th overall . . . The Colts received the choice from Denver in the John Elway deal of '83 . . . The second of five offensive linemen to be picked in the first round . . . Explosive drive blocker who stays low and delivers solid initial blow . . . Super performance vs. Vanderbilt earned him ACC Lineman-of-the-Week honors . . . Also received Maryland's Jim Tatum Award as the outstanding interior offensive lineman . . . Bench presses 410 pounds . . . Selected for Senior Bowl game . . . Prep All-America and Adidas All-America . . . Captained squad as offensive guard and defensive tackle at Coughlin High . . . Earned three letters each in football, wrestling and track . . . District champ in wrestling in '80 . . . Honors include: NEA 2nd Team All-America, Sporting News 2nd Team All-America, Football News 2nd Team All-America, AP Honorable Mention All-America, UPI Honorable Mention All-America, 1st Team All-ACC, ACC Lineman-of-the-Week vs. Vanderbilt, Street and Smith's Preseason All-ACC and Senior Bowl . . . Born May 19, 1962 in Wilkes-Barre, Pa.

Coach Kush comments on Solt:

"He looks pretty good, he should really help us out. If Jim Mills and Wade Griffin come back, and Solt does what we think, we're going to have a pretty salty line."

2 — BLAISE WINTER DT 6-3 262 SYRACUSE

The 35th selection in the draft and the Colts' first and only selection in the second round . . . Enthusiastic cheerleader-type player who took over the leadership duties for the Orangemen following the departure of Mike Charles (Miami) . . . '83 co-captain . . . Totalled 74 tackles in '83 . . . Ranked fifth in solo tackles for SU with 45 . . . Trapped five QB's . . . Best outing in final

The Colts' second-round choice, Blaise Winter, combines strength, size and speed with enthusiastic style of play.



appearance for SU defeating WVU (12 tackles—10 solo—with two QB sacks) . . . Colts plan to use him on the outside of their three-man defensive line . . . AP Honorable Mention All-East . . . Playboy Preseason All-East . . . Street and Smith's Preseason All-East . . . Blue-Gray Game . . . Favorite hobby is to lift and workout . . . Intense, emotional player . . . "I enjoy playing football and I enjoy making plays. I like to compete" says Winter . . . Outstanding athlete at Tappan Zee High . . . Lettered all four years in football and wrestling . . . Also participated in track and basketball . . . physical education major . . . Born January 31, 1962 in Blauvelt, NY.

Coach Kush comments on Winter:

"He's an aggressive kid who does a great job of pursuing. He plays the run very well, but he needs to work on some of his pass rushing techniques."

3 — CHRIS SCOTT DT 6-5 245 PURDUE

The 66th player selected in the draft and the Colts' third-round selection . . . Caught pro scouts' eyes with impressive performance against Bill Roberts of Ohio State and Stefan Humphries of Michigan . . . Considered an excellent pass rusher . . . Has 119 career tackles including 57 solos as a Boilermaker . . . Has been a story of a good ballplayer getting better throughout his career . . . Runs a 4.7 in the 40 . . . Bench presses 390 . . . Caused three fumbles and recovered two as a senior . . . Earned All Big-Ten Honorable Mention as a senior . . . The Colts' first in-state pick since moving to Indy . . . Only 70 miles from Purdue's Ross-Ade Stadium to the Hoosier Dome . . . communications major . . . Born Christopher Sterling Scott on 12/11/61 in Berea, O.

Coach Kush comments on Scott:

"He's such an exceptionally good athlete that you bring a guy like him in and see what he can do. If he can do it then let him play."

4A — CRAIG CURRY S 6-0 187 TEXAS

The Colts' first selection in the fourth round of the draft (93rd overall) . . . Experienced at all four DB positions . . . Starting safety for Longhorns since taking over job in second-to-last game of the '81 season . . . Began senior campaign as a nickel back but regained strong-safety slot during the season . . . Responded with 37 tackles, two interceptions and 10 deflected passes . . . Tough competitor and solid tackler . . . Texas Head Coach Fred Akers says "He is a better pass defender and has a better understanding of defenses" . . . Junior year was his most productive when he recorded 50 tackles (40 solo), five loss-tackles, two QB sacks and nine pass deflections . . . 1983 AP 2nd Team ALL-SWC . . . East-West Shrine Game . . . All-State at Kashmere High as a senior . . . Intercepted 10 passes, returning one for 80-yard score . . . Graduated eighth out of a class of 500 with 4.2 of possible 4.5 GPA as a prep . . . Born July 20, 1961 in Houston, Tex.

Coach Kush comments on Curry:

"He gives us a different psychological coaching point because of the added competition he'll give us."

4B — GEORGE WONSLEY RB 6-0 205 MISSISSIPPI STATE

The Colts' second selection in the fourth round of the draft (103rd overall; the Colts' sixth pick in the draft) . . . Aggressive, hard

runner with impressive strength and power . . . Excellent blocker . . . Amazing 39½-inch vertical jump . . . Missed last three games of '83 campaign with broken collarbone . . . Spent first three years teaming with Eagles' Mike Haddox in wishbone . . . Averaged 4.5 yds/carry as a senior and during college career . . . Scored seven TDs at State . . . Younger brother of Redskin RB Otis Wonsley . . . High School All-America at Moss Point High (Miss.) with 2412 yards in final two campaigns . . . Majored in education . . . Born 3/25/61.

5A — GOLDEN TATE WR 6-3 190 TENNESSEE STATE

The Colts' first selection in the fifth round (120th overall; Colts' sixth overall) . . . Nicknamed "E.G." i.e., Elmer's Glue . . . Caught 152 passes for 2885 yds during college career . . . Senior year he caught 63 passes for 1307 yds . . . Sporting News All-Delta All-American . . . All-Big 8 . . . 4.5 in the 40 . . . Benches 285 . . . Described by Kush as a "big target and a good runner" . . . Majored in physical education . . . One of seven children . . . Attended Greenville High (Miss.) . . . Enjoys photography, tennis, swimming . . . Born 7/5/60 in Greenville, Miss.

5B — KEVIN CALL OT 6-7 289 COLORADO STATE

The Colts' second selection in the fifth round (130th overall) . . . Imposing size . . . Blocking skills helped CSU finish second in WAC, sixth in Division 1-A in passing offense and enabled CSU QB Terry Nugent to set 45 team and two NCAA marks in '83 . . . Four-year starter combines size, strength and agility along with technique . . . Keeps defensive ends at "arm's length" . . . Also can play guard . . . 1st Team All-WAC as a senior; honorable mention as a sophomore and a junior . . . One of top 75 recruits in nation as a prep All-America at Fairview High (Colo.) . . . Held school and state shot put record (69') and discus record (171') at Fairview . . . In addition to WAC honors earned AP Honorable Mention All-America . . . Playboy Preseason All-Far West . . . Played in Blue-Gray Game . . . Referred to by one scouting service as "a mini-mountain in the midst of the Rockies" . . . Enjoys golf, basketball and slowpitch softball . . . Majored in industrial construction management . . . Born 11/13/61 in Boulder, Colo.

6 — DWIGHT BEVERLY RB 6-0 200 ILLINOIS

The Colts' ninth selection in the draft (147th overall) . . . Strong inside runner with speed to break to the outside . . . JC transfer, scored 17 TDs in two years at Long Beach City College . . . Transferred to UI for '82 campaign . . . Honors include: AP Honorable Mention All-America, AP 1st Team All-Big Ten, UPI 1st Team All-Big Ten, Hula Bowl . . . Senior highlights: 157 carries for 685 yds with eight TDs including three 100-yard games . . . 179-yard (25 attempts), three-TD effort vs. Purdue . . . Slowed in final three games by slight shoulder injury . . . Top Illini rusher as a junior with 74 carries for 390 yards (5.3 avg.) with two TDs . . . Gained 176 all-purpose yards vs. Alabama in Liberty Bowl . . . Has 11 career TDs (10 rushing) and 1,302 total yards in two years of Big-Ten ball . . . Has 12 brothers and sisters . . . Physical Education major . . . Termed "a good catch" by Kush . . . Born in Long Beach, CA on 12/05/61.

7 — NO SELECTION: Traded to Detroit for Karl Baldischwiler.

8 — EUGENE DANIEL CB 6-0 181 LSU

The Colts' tenth selection (210th overall) . . . Pegged as a possible "sleeper" by Kush . . . Converted high school QB . . . Runs a 4.48 in the 40 . . . Was LSU's seventh-leading tackler in '83 with 66 . . . Had four interceptions for 22 yds . . . Credited with 156 career tackles . . . Excellent agility and back-peddling speed . . . Major—civil engineering . . . Has two brothers and two sisters . . . Born in Baton Rouge, La. on May 4, 1961.

9 — NO SELECTION: Traded to Dallas for Raul Allegre.

10 — NO SELECTION: Traded to Detroit for Tracy Porter.

11 — BOB STOWE OT 6-4 265 ILLINOIS

The Colts' eleventh selection (290th overall) . . . Served as teammate and pathclearer for Colts' sixth-round choice Dwight Beverly . . . Likes competition . . . Was moved from left tackle to right tackle to right guard in 1982 . . . Colts plan to use him as a tackle . . . As the lone returning starter on the 1983 Illinois line, he earned the nickname "Pops" . . . Named New Jersey's top lineman as a prep . . . Won all-state honors and played in two all-star games . . . Lettered three times in football, twice in wrestling and four times in track . . . Won state discus title twice . . . Born 7/1/62.

12 — STEVE HATHAWAY DE 6-4 220 WEST VIRGINIA

The Colts' twelfth selection and the 317th overall . . . Three-year letterman at outside LB . . . Projected by Colts as a DE . . . Gets to the ball . . . Excellent quickness . . . All-state selection at Beaver Area HS (Pa.) . . . General studies major . . . Born 4/26/62.

PROFILES OF COLTS 1984 FREE AGENTS

TE-MILTON BAKER. . .6-1, 220 pounds. . . attended West Texas State. . . had tryouts with Browns ('82), Redskins ('84). . . played for B.C. Lions of the CFL in '82-'83. . . **DT-TONY BAKER.** . .6-4, 270 pounds. . . attended Arizona State University. . . played in Garden State Bowl ('79) and Fiesta Bowl ('83). . . born 11-19-59. . . had tryout with Arizona of USFL. . . **K-BRIAN BEGLEY.** . .6-1, 200 pounds. . . attended DePauw University in Greencastle, Indiana. . . **P-DONALD BRACKEN.** . .6-1, 208 pounds. . . attended University of Michigan. . . **DT-ARTHUR BURSE.** . .6-2, 255. . . transferred to Jackson State from Utica State. . . converted linebacker. . . **TE-JIM CAMPBELL.** . .6-3, 230 pounds. . . attended Kentucky. . . appeared in Oiler ('82) and Cardinal ('83) training camps. . . pursuing law degree. . . married (Karen). . . **S-RICHARD DUKES.** . .6-1, 182 pounds. . . attended West Carolina University. . . born in Atlanta. . . **WR-MARVIN DUMAS.** . .5-11, 184 pounds. . . attended Nicholls State. . . appeared with New Orleans ('82). . . all-time leading receiver at Nicholls State. . . married (Cynthia) with daughter Jerlyn Renee (1 1/2). . . **TE-BOB FIELDS.** . .6-6, 233 pounds. . . attended Texas Christian. . . converted guard. . . tried out with Chargers ('83). . . **CB-ROD FREEMAN.** . .6-2, 195 pounds. . . attended Tennessee State. . . born in Tuskegee, Alabama. . . **DB-DUANE GALLOWAY.** . .5-9, 185 pounds. . . attended Arizona State University. . . played in Fiesta Bowl ('83). . . JC All-America at Santa Monica Junior College ('80, '81). . . defensive captain in '80. . . **WR-DARREL HAMBRICK.** . .6-4, 210 pounds. . . attended University of Nevada-Las Vegas. . . born 12-20-60. . . **OG-KEN HAMMOND.** . .6-4, 270 pounds. . . four-year letterman at Vanderbilt. . . spent time with Dallas in '82 camp. . . born in Valley Head, Alabama. . . Pre-Law major. . . **RB-ARRINGTON JONES.** . .6-1, 230 pounds. . . attended Winston-Salem. . . born in Richmond, Virginia (2/16/59). . . **OT-KENNY JONES.** . .6-5, 275 pounds. . . attended the University of Tennessee. . . spent time in Chief's training camp in '83. . . Played in three college bowls (Blue Bonnet '79; Garden State '81; Peach '82). . . **LB-RUSS JOYNER.** . .6-4, 240 pounds. . . attended Boston College. . . captained B.C.'s defensive squad in '82. . . in camp with the Steelers in '82. . . **NT-LONNIE KENNEL.** . .6-2, 275 pounds. . . Wichita State. . . in camp with Steelers in '83 and Birmingham of USFL in '84. . . **CB-HOWARD LEWIS.** . .6-0, 182 pounds. . . University of Virginia. . . brief stint with Federals of USFL in '84. . . **OG-ANTHONY MAGNELLI.** . .6-2; 250 pounds. . . attended University of Pittsburgh. . . Played in Fiesta Bowl ('79, '83), Sugar Bowl ('81), Cotton Bowl ('82). . . **TE-HERNANDO MEJIA.** . .6-4, 240 pounds. . . attended Towson State University (MD). . . earned AP Honorable Mention All-America honors, Academic All-America and 1st Team All-ECAC. . . **RB-FRANK MIDDLETON.** . .5-11, 205 pounds. . . Florida A&M. . . brief stint with Seahawks in '82. . . **DB-TONY NEELY.** . .6-2, 200 pounds. . . attended University of Arizona. . . tried out for Wranglers of USFL. . . **WR-KENNETH OLIVER.** . .6-1, 196 pounds. . . Montclair State. . . All-ECAC. . . Small All-America. . . born in Newark, NJ. . . **DE-ROBERT POLES.** . .6-5, 270 pounds. . . Boston College. . . First Team All-East. . . Honorable Mention All-America. . . brief stint with Seahawks in '83. . . **SS-KEVIN RAMSEY.** . .5-11, 194 pounds. . . Indiana State. . . earned All-Conference honors in three of four seasons ('81-'83). . . also lettered in baseball. . . **NT-WALTER SEAPHUS.** . .6-2, 255 pounds. . . another Indiana State local. . . All-Missouri Valley Conference in '82. . . **WR-PAT SNOW.** . .6-0, 190 pounds. . . University of Akron. . . four-time Player-of-Game at Akron. . . tried out with Steelers in '82. . . kick-off return specialist. . . saw action with Stars ('82) and Gamblers ('83) in USFL. . .

Numerical Roster

2	Raul Allegre	K	53W	Ray Donaldson	C
3	Rohn Stark	P	54	Jeffery Tootle	LB
4	Brian Begley	K	55	Barry Krauss	LB
5	Donald Bracken	P	56	Vernon Maxwell	LB
8	Mark Reed	QB	57	Mike Humiston	LB
9	Mark Herrmann	QB	58	Steve Hathaway	DE
10	Art Schlichter	QB	60	Gary Padjen	LB
12	Jim Bob Taylor	QB	61	Michael White	OT
18	Mike Pagel	QB	62	Anthony Magnelli	OG
20	Rick Porter	RB	63	Bill Stephenos	OG
21	Rod Freeman	CB	64	Ben Utt	OG
23B	Duane Galloway	DB	65	Arthur Burse	DT
23W	Alvin Moore	RB	66	Ron Solt	OG
25	Nesby Glasgow	S	67B	Lonnie Kennell	NT
26B	Kim Anderson	CB	67W	Walter Tate	C
26W	Pat Snow	WR	68	Harvey Hammond	OG
27	Marvin Dumas	WR	69B	Leo Wisniewski	NT
28	Golden Tate	WR	69W	Kenneth Jones	OT
29B	Mark Kafentzis	S	71B	Henry Waechter	DE
29W	Darrell Hambrick	WR	71W	Bob Stowe	OT
30B	Larry Anderson	SS	73	Steve Wright	OT
30W	Kenneth Oliver	WR	74	Sid Abramowitz	OT
31B	Leonard Coleman	CB	75	Chris Hinton	OG
31W	Mike Whiteside	WR	76B	Tony Baker	DT
32	Randy McMillan	FB	76W	Jim Mills	OT
33	Curtis Dickey	RB	78B	Steve Parker	DE
34B	Richard Dukes	S	78W	Kevin Call	OT
34W	George Wonsley	RB	79	Wade Griffin	OT
35B	Tate Randle	S	80	Ray Butler	WR
35W	Jerome Weatherspoon	WR	81	Pat Beach	TE
36	Tim Taylor	SS	83	Tim Sherwin	TE
37	Arrington Jones	RB	84	Victor Oatis	WR
38	Eugene Daniel	CB	85	Matt Bouza	WR
39	Newton Williams	FB	86	Phil Smith	WR
40	Craig Curry	S	87	Tracy Porter	WR
41	Tony Neely	DB	88	Benard Henry	WR
42	Dwight Beverly	RB	90B	Mark Bell	DE
43	Frank Middleton	RB	90W	Jim Campbell	TE
44B	Kendall Williams	CB	91	Robert Poles	DE
44W	Charles Thomas	RB	92	Hernando Mejia	TE
45	James Burroughs	CB	93B	Walter Seaphus	NT
46	Ben Tate	FB	93W	Bob Fields	TE
47	Kevin Ramsey	SS	94B	Mike Yacullo	LB
48	Howard Lewis	CB	94W	Milton Baker	TE
49	Cliff Odom	LB	95B	Chris Scott	DE
50B	Russ Joyner	LB	95W	Dave Young	TE
50W	Grant Feasel	C	96	Blaise Winter	DE
51	Ricky Jones	LB	97	Quinton Ballard	NT
52	Greg Bracelin	LB	98	Johnie Cooks	LB
53B	Larry Werts	LB	99	Donnell Thompson	DE

COLTS 1984 TRAINING CAMP ROSTER

NO.	NAME	POS.	HT.	WT.	NFL EXP.	BIRTHDATE	COLLEGE	RESIDENCE	GPI/ACC
74W	Abramowitz, Sid	OT	6-5	280	2	5-21-60	Tulsa	Kansas City, KS	14
2W	Allegrè, Raul	K	5-10	185	2	6-15-59	Texas	Austin, TX	16/TR-Dallas 83
28B	Anderson, Kim	CB	5-10	182	5	7-19-57	Arizona State	Los Angeles, CA	16
30B	Anderson, Larry	SS	5-11	192	7	9-25-56	Louisiana Tech	Shreveport, LA	9
94W	Baker, Milton	TE	6-1	220	1	5-08-60	W. Texas State	Canyon, TX	0/FA
76B	Baker, Tony	DT	6-4	270	R	11-19-59	Arizona State	Dallas, TX	0/FA
97B	Ballard, Quinton	NT	6-3	276	2	11-18-60	Eion	Gates, NC	15
81W	Beach, Pat	TE	6-4	240	3	12-28-59	Washington State	Pullman, WA	16
90B	Bell, Mark	DE	6-5	235	5	8-30-57	Colorado State	Wichita, KS	7
42W	Beverly, Dwight	RB	6-0	200	R	12-09-61	Illinois	Champaign, IL	0/D6
85W	Begley, Brian	K	6-1	200	R	11-10-60	DePauw	Columbus, IN	0/FA
4W	Bouza, Matt	WR	6-3	211	4	4-08-59	California	Orinda, CA	11
52B	Bracelin, Greg	LB	6-1	215	5	4-16-57	California	Aurora, CO	16
5W	Bracken, Donald	P	6-1	208	R	2-16-62	Michigan	Ann Arbor, MI	0/FA
45B	Burroughs, James	CB	6-1	198	3	1-21-58	Michigan State	Pahokee, FL	16
65	Burse, Arthur	DT	6-2	255	R	1-05-60	Jackson State	Raymond, MS	0/FA
90W	Butler, Ray	WR	6-2	297	5	6-25-56	U.S.C.	Lake Jackson, TX	11
78W	Call, Kevin	TE	6-7	289	1	11-08-59	Colorado State	Fort Collins, CO	0/D5b
90W	Campbell, Jim	TE	6-3	230	1	1-08-59	Kentucky	Lexington, KY	0/FA
31B	Coleman, Leonard	TE	6-2	208	R	1-30-62	Vanderbilt	Boynton Beach, FL	0/D1A
98B	Cooks, Johnie	LB	6-4	243	3	11-23-58	Mississippi State	Leland, MS	16
40B	Curry, Craig	S	6-0	187	R	7-20-61	Texas	Austin, TX	0/D4a
38B	Daniel, Eugene	CB	6-0	181	R	5-04-61	Louisiana State	Baton Rouge, LA	0/D8
33W	Dickey, Curtis	RB	6-0	220	5	11-27-56	Texas A & M	Bryan, TX	16
53W	Donaldson, Ray	C	6-4	269	5	5-18-58	Georgia	Rome GA	16
34B	Dukes, Richard	S	6-1	182	R	11-18-62	W. Carolina	Atlanta, GA	0/FA
27W	Dumas, Marvin	WR	5-11	184	1	2-21-60	Nicholls State	Thibodaux, LA	0/FA
50W	Feasel, Grant	C	6-7	278	2	6-28-60	Abilene Christian	Roulett, TX	11
93W	Fields, Bob	TE	6-6	233	1	9-12-60	Texas Christian	San Jose, CA	0/FA
21B	Freeman, Rod	CB	6-2	195	R	2-28-59	Tennessee State	Tuskegee, AL	0/FA
23B	Galloway, Duane	DB	5-9	185	R	11-07-61	Arizona State	Inglewood, CA	0/FA
25B	Glasgow, Nesby	S	5-10	184	6	4-15-57	Washington	Redmond, WA	16
79W	Griffin, Wade	OT	6-5	231	6	8-07-54	Mississippi	Memphis, TN	0
29W	Hambrick, Darrel	WR	6-4	210	1	12-20-60	UNLV	Cudahy, CA	0/FA
44W	Hammock, Lervan	DE	6-4	270	1	1-27-72-69	Vanderbilt	Atlanta, GA	0/FA

1984 TRAINING CAMP DEPTH CHART*

*As of June 25th 1984

OFFENSE

- WR—MATT BOUZA (85), Victor Oatis (84), Tracy Porter (87), **James Bennett (25W)**, **Darrel Hambrick (29W)**, **Pat Snow (26W)**, **Jerome Weatherspoon (35W)**
- LT—WADE GRIFFIN (79), Sid Abramowitz (74), **Kevin Call (78)**, **Bob Stowe (71W)**
- LG—**CHRIS HINTON (75)**, Ben Utt (64), **Harry Hammond (68)**, **Anthony Magnelli (62)**
- C—RAY DONALDSON (53W), Grant Feasel (50), **Walter Tate (67)**
- RG—STEVE WRIGHT (73), Ben Utt (64), Grant Feasel (50), **Ron Solt (66)**, **Bill Stephanos (63)**
- RT—JIM MILLS (76W), Grant Feasel (50), **Kenneth Jones (69W)**, **Mike White (61)**
- TE—TIM SHERWIN (83), Pat Beach (81), Dave Young (95W), **Milton Baker (94W)**, **Jim Campbell (90)**, **Bob Fields (93W)**, **Hernando Mejia (92)**
- WR—RAY BUTLER (80), Bernard Henry (88), Phil Smith (86), **Marvin Dumas (27)**, **Kenneth Oliver (30W)**, **Golden Tate (28)**, **Mike Whiteside (31W)**
- QB—MIKE PAGEL (18), Mark Herrmann (9), Mark Reed (8), Art Schlichter (10), Jim Bob Taylor (12)
- RB—CURTIS DICKEY (33), Alvin Moore (23), Rick Porter (20), **Dwight Beverly (42)**, **Charles Thomas (44W)**, **George Wonsley (34W)**
- FB—RANDY McMILLAN (32), Newton Williams (39), **Arrington Jones (37)**, **Ben Tate (46)**

DEFENSE

- LE—DONNELL THOMPSON (99), Quinton Ballard (97), Mark Bell (90B), **Blaise Winter (96)**
- NT—LEO WISNIEWSKI (69B), Quinton Ballard (97), **Walter Seaphus (93B)**
- RE—STEVE PARKER (78), Henry Waechter (71B), **Tony Baker (76B)**, **Steve Hathaway (58)**, **Robert Poles (91B)** **Chris Scott (95B)**
- LOLB—GREG BRACELIN (52), Mike Humiston (57), **Russ Joyner (50B)**
- LILB—CLIFF ODOM (49), Johnie Cooks (98), **Mike Yacullo (94B)**
- RILB—BARRY KRAUSS (55), Gary Padijen (60B), **Arthur Burse (65)**
- ROLB—VERNON MAXWELL (56), Ricky Jones (51), **Arthur Cook (54)**, **Larry Werts (53B)**
- LC—JAMES BURROUGHS (45), Kendall Williams (44B), **Leonard Coleman (31B)**, **Tony Neely (41)**
- RC—TATE RANDLE (35B), Kendall Williams (44), **Eugene Daniel (38B)**, **Howard Lewis (48)**, **Duane Galloway (23B)**
- SS—LARRY ANDERSON (30B), Mark Kafentzis (29B), **Kevin Ramsey (47)**
- FS—NESBY GLASGOW (25B), Kim Anderson (26B), **Craig Curry (40)**, **Richard Dukes (34B)**

SPECIALISTS

- P—ROHN STARK (3), **Donald Bracken (5)**
- K—RAUL ALLEGRE (2), **Brian Begley (1)**
- H—Rohn Stark (3), Mike Pagel (18)
- PR—Larry Anderson (30), Kendall Williams (44), Rick Porter (20)
- KR—Larry Anderson (30), Kendall Williams (44), Rick Porter (20)
- Alvin Moore (23)
- PC—Pat Beach (81), Ray Donaldson (53), Grant Feasel (50)
- KC—Ray Donaldson (53), Pat Beach (81), Grant Feasel (50)

NOTE: Starters are in CAPS.
First-year players, rookies and free agents are in bold type.

COLTS 1984 TRAINING CAMP ROSTER

NO.	NAME	POS.	HT.	WT.	NFL EXP.	BIRTHDATE	COLLEGE	RESIDENCE	GP/ACQ
74W	Abramowitz, Sid	OT	6-5	280	2	5-21-60	Tulsa	Kansas City, KS	14
2W	Allegre, Raul	K	5-10	165	2	6-15-59	Texas	Austin, TX	16/TR-Dallas 83
26B	Anderson, Kim	CB	5-10	182	5	7-19-57	Arizona State	Los Angeles, CA	16
30B	Anderson, Larry	SS	5-11	192	7	9-25-56	Louisiana Tech	Shreveport, LA	9
94W	Baker, Milton	TE	6-1	220	1	5-08-60	W. Texas State	Canyon, TX	0/FA
76B	Baker, Tony	DT	6-4	270	R	11-19-59	Arizona State	Dallas, TX	0/FA
97B	Ballard, Quinton	NT	6-3	276	2	11-18-60	Elon	Gates, NC	15
81W	Beach, Pat	TE	6-4	240	3	12-28-59	Washington State	Pullman, WA	16
90B	Bell, Mark	DE	6-5	235	5	8-30-57	Colorado State	Wichita, KS	7
42W	Beverly, Dwight	RB	6-0	200	R	12-09-61	Illinois	Champaign, IL	0/D6
4W	Begley, Brian	K	6-1	200	R	11-10-60	DePauw	Columbus, IN	0/FA
85W	Bouza, Matt	WR	6-3	211	4	4-08-59	California	Orinda, CA	11
52B	Bracelin, Greg	LB	6-1	215	5	4-16-57	California	Aurora, CO	16
5W	Bracken, Donald	P	6-1	208	R	2-16-62	Michigan	Ann Arbor, MI	0/FA
45B	Burroughs, James	CB	6-1	198	3	1-21-58	Michigan State	Pahokee, FL	16
65	Burse, Arthur	DT	6-2	255	R	1-06-60	Jackson State	Raymond, MS	0/FA
80W	Butler, Ray	WR	6-2	197	5	6-28-56	U.S.C.	Lake Jackson, TX	11
78W	Call, Kevin	OT	6-7	289	R	11-13-61	Colorado State	Fort Collins, CO	0/D5b
90W	Campbell, Jim	TE	6-3	230	1	11-09-59	Kentucky	Lexington, KY	0/FA
31B	Coleman, Leonard	CB	6-2	208	R	1-30-62	Vanderbilt	Boynton Beach, FL	0/D1A
98B	Cooks, Johnie	LB	6-4	243	3	11-23-58	Mississippi State	Leland, MS	16
40B	Curry, Craig	S	6-0	187	R	7-20-61	Texas	Austin, TX	0/D4a
38B	Daniel, Eugene	CB	6-0	181	R	5-04-61	Louisiana State	Baton Rouge, LA	0/D8
33W	Dickey, Curtis	RB	6-0	220	5	11-27-56	Texas A & M	Bryan, TX	16
53W	Donaldson, Ray	C	6-4	269	5	5-18-58	Georgia	Rome GA	16
34B	Dukes, Richard	S	6-1	182	R	11-18-62	W. Carolina	Atlanta, GA	0/FA
27W	Dumas, Marvin	WR	5-11	184	1	2-21-60	Nicholls State	Thibodaux, LA	0/FA
50W	Feasel, Grant	C	6-7	278	2	6-28-60	Abilene Christian	Roulett, TX	11
93W	Fields, Bob	TE	6-6	233	1	9-12-60	Texas Christian	San Jose, CA	0/FA
21B	Freeman, Rod	CB	6-2	195	R	2-28-59	Tennessee State	Tuskegee, AL	0/FA
23B	Galloway, Duane	DB	5-9	185	R	11-07-61	Arizona State	Inglewood, CA	0/FA
25B	Glasgow, Nesby	S	5-10	184	6	4-15-57	Washington	Redmond, WA	16
79W	Griffin, Wade	OT	6-5	231	6	8-07-54	Mississippi	Memphis, TN	0
29W	Hambrick, Darrel	WR	6-4	210	1	12-20-60	UNLV	Cudahy, CA	0/FA
68W	Hammond, Harvey	OG	6-4	270	1	12-07-59	Vanderbilt	Atlanta, GA	0/FA
58B	Hathaway, Steve	DE	6-4	220	R	4-26-62	W. Virginia	Morgantown, WV	0/D12
88W	Henry, Bernard	WR	6-1	180	3	4-09-60	Arizona State	Los Angeles, CA	15
9W	Herrmann, Mark	QB	6-4	190	4	1-08-59	Purdue	Indianapolis, IN	2
75W	Hinton, Chris	OT	6-4	265	2	7-31-61	Northwestern	Robbins, IL	2
57B	Humiston, Mike	LB	6-3	238	4	1-08-59	Weber State	Tumwater, WA	0
37W	Jones, Arrington	RB	6-1	230	1	2-16-59	Winston-Salem	Richmond, VA	0/FA
69W	Jones, Kenneth	OT	6-5	275	1	9-12-60	Tennessee	Knoxville, TN	0/FA
51B	Jones, Ricky	LB	6-2	222	8	3-09-59	Tuskegee	Birmingham, AL	16
50B	Joyner, Russ	LB	6-4	240	1	9-07-60	Boston College	Boston, MA	0/FA
29B	Kafentzis, Mark	S	5-10	185	3	6-30-58	Hawaii	Hawaii	15
55B	Krauss, Barry	LB	6-3	247	6	3-17-57	Alabama	Baltimore, MD	16
67B	Kennell, Lonnie	NT	6-2	275	1	12-08-61	Wichita State	Crescent City, FL	0/FA
48B	Lewis, Howard	CB	6-0	182	R	9-29-60	Virginia	Jamaica, NY	0/FA
32W	McMillan, Randy	FB	6-0	220	4	12-17-58	Pittsburgh	Timonium, MD	16
62W	Magnelli, Anthony	OG	6-2	250	R	2-15-61	Pittsburgh	Pittsburgh, PA	16
56B	Maxwell, Vernon	LB	6-2	225	2	10-25-61	Arizona State	Carson, CA	16
92W	Mejia, Hernando	TE	6-4	240	R	10-01-61	Towson State	New York, NY	0/FA
43W	Middleton, Frank	RB	5-11	205	1	10-28-60	Florida A & M	Tallahassee, FL	0/FA
76W	Mills, Jim	OT	6-9	271	2	9-23-61	Hawaii	Vancouver, B.C. Canada	7
23W	Moore, Alvin	RB	6-0	197	2	5-03-59	Arizona State	Casa Grande, AZ	15
41B	Neely, Tony	DB	6-2	200	1	6-10-59	Arizona	Bridgeville, PA	0/FA
84W	Oatis, Victor	WR	6-0	179	2	1-06-59	N.W. Louisiana	Natchitoches, LA	9
49B	Odum, Cliff	LB	6-2	225	4	9-15-58	Texas	Arlington, TX	15
30W	Oliver, Kenneth	WR	6-1	196	1	8-11-61	Montclair State	Passaic, NJ	0/FA
60B	Padjen, Gary	LB	6-2	241	3	7-02-58	Arizona State	Indianapolis, IN	16
18W	Pagel, Mike	QB	6-2	200	3	9-13-60	Arizona State	Phoenix, AZ	15
78B	Parker, Steve	DE	6-3	235	2	9-21-59	Northwestern	Toronto, Ont., Canada	16
91B	Poles, Robert	DE	6-5	270	1	2-24-61	Boston College	Caledonia, NY	0/FA
20W	Porter, Rick	RB	5-11	195	2	1-14-60	Slippery Rock State	Baltimore, MD	14
87W	Porter, Tracy	WR	6-2	195	4	6-01-59	Louisiana State	Baton Rouge, LA	16/TR Det 83
47B	Ramsey, Kevin	SS	5-11	194	R	9-05-61	Indiana State	E. St. Louis, IL	0/FA
35B	Randle, Tate	S	6-0	198	3	8-15-59	Texas State	Lubbock, TX	10
8W	Reed, Mark	QB	6-3	203	3	2-21-59	Moorhead State (MN)	Moorhead, MN	1
10W	Schlichter, Art	QB	6-3	208	2	4-25-60	Ohio State	Bloomington, OH	0*
95B	Scott, Chris	DE	6-5	245	R	12-11-61	Purdue	Berea, OH	0/D3
93B	Seaphus, Walter	NT	6-2	255	R	4-14-61	Indiana State	Chicago, IL	0/FA
83W	Sherwin, Tim	TE	6-6	245	4	5-04-58	Boston College	Baltimore, MD	15
86W	Smith, Phil	WR	6-3	188	2	4-28-61	San Diego State	Compton, CA	1
26W	Snow, Pat	WR	6-0	190	1	1-29-60	U of Akron	Leavittsburg, OH	0/FA
66W	Solt, Ron	OG	6-3	275	R	5-19-62	Maryland	Wilkes-Barre, PA	0/D1b
3W	Stark, Rohn	P	6-3	195	3	6-04-59	Florida State	Tallahassee, FL	16
63W	Stephanos, Bill	OG	6-5	260	1	3-24-57	Boston College	Boston, MA	0/WA Grm By
71W	Stowe, Bob	OT	6-4	265	R	7-01-62	Illinois	Champaign, IL	0/D11
46W	Tate, Ben	FB	6-1	238	1	8-29-61	N.C. Central	Berlin, MD	0/FA
28W	Tate, Golden	WR	6-3	190	R	7-05-60	Tennessee State	Memphis, TN	0/FA
67W	Tate, Walter	C	6-4	237	R	9-29-60	Tennessee State	Nashville, TN	0/D5a
12W	Taylor, Jim Bob	QB	6-2	200	2	9-09-59	Georgia Tech	Somerset, TX	8
36B	Taylor, Tim	SS	6-0	195	R	8-01-58	Ball State	Indianapolis, IN	0/FA
44W	Thomas, Charles	RB	6-1	212	1	11-19-60	Auburn	Douglasville, GA	0/FA
99B	Thompson, Donnell	DE	6-5	263	4	10-27-58	North Carolina	Timonium, MD	14
54B	Tootle, Jeffery	LB	6-2	220	R	8-29-62	Mesa College	Aurora, CO	0/FA
64W	Utt, Ben	OG	6-5	267	3	6-13-59	Georgia Tech	Columbia, MD	16
71B	Waechter, Henry	DE	6-6	260	3	2-13-59	Nebraska	Lincoln, NB	11
35W	Weatherspoon, Jerome	WR	6-1	185	R	9-19-60	Arizona State	Tempe, AZ	0/FA
53B	Werts, Larry	LB	6-3	230	1	2-28-58	Jackson State	Newberry, SC	0/FA
61W	White, Michael	OT	6-4	275	R	3-30-61	Arizona State	Philadelphia, PA	0/FA
31W	Whiteside, Mike	WR	6-0	185	1	10-29-58	Fresno State	San Mateo, CA	0/FA
44B	Williams, Kendall	CB	5-9	160	2	2-07-59	Arizona State	Long Beach, CA	16
39W	Williams, Newton	FB	5-10	204	3	5-10-59	Arizona State	Charlotte, NC	16
96B	Winters, Blaise	DE	6-3	262	R	1-31-62	Syracuse	Blavelt, NY	0/D2
69B	Wisniewski, Leo	NT	6-1	257	3	11-06-59	Penn State	Tampa, FL	15
34W	Wonsley, George	RB	6-0	205	R	11-23-60	Mississippi State	Moss Point, MS	0/D4b
73W	Wright, Steve	OT	6-6	250	4	4-08-59	Northern Iowa	Dallas, TX	13/TR Dallas 83
94B	Yacullo, Mike	LB	6-2	235	R	5-03-62	Iowa	Deerfield, IL	0/FA
95W	Young, Dave	TE	6-5	240	3	2-09-59	Purdue	Lafayette, IN	1

* Missed 1983 season due to league-imposed suspension.

Colt Players Pronunciation Guide

Abramowitz, Sid	Uh-BRAM-o-witz
Allegre, Raul	a-LEG-ra, ra-OOL
Bouza, Matt	BOO-za
Bracelin, Greg	BRACE-lin
Feasel, Grant	FEE-zul
Glasgow, Nesby	GLASS-go
Humiston, Mike	HUMM-iss-ton
Mejia, Hernando	Ma-HEE-ah
Kafentzis, Mark	ka-FENT-sis
Oatis, Victor	O-tis
Stephanos, Bill	sta-FAN-oes
Waechter, Henry	WOK-ter
Wisniewski, Leo	Wiz-NEW-skee

IMPORTANT NFL/COLT DATES

July 13	Rookies, Free Agents and Selected Veterans Report to Training Camp
July 20	Remainder of Squad Reports to Training Camp
August 14	Roster Cut to 70 Players
August 21	Roster Cut to 60 Players
August 29	Roster Cut to 49 Players
October 9	Trading Deadline

TRAINING CAMP INFORMATION

The Colts will hold their 1984 Training Camp at Anderson College in Anderson, Indiana. The college is located on 3rd Street (left) off of Scatterfield Road (109 By-Pass) which may be reached off of Interstate 69. The Colt's public relations office will be located in the second dormitory on the right hand side of 3rd Street (3rd St. Residence Hall). The public relations staff may be reached at (317) 649-2200.

.**FB-BEN TATE**. . .6-1, 238 pounds. . .North Carolina Central . . .released by Detroit in '83. . .**C-WALTER TATE**. . .6-4, 237 pounds. . .Tennessee State. . .Had tryout with Vikings '83 and Memphis of USFL '83. . .**SS-TIM TAYLOR**. . .6-0, 195 pounds . . .Ball State. . .semi-pro player with Indianapolis Caps and South Stars. . .**RB-CHARLES THOMAS**. . .6-1, 212 pounds. . .set Auburn record of 70% completion rate as junior. . .converted QB. . .on injured reserve with Seattle in '82. . .waived in '83. . .**LB-JEFFREY TOOTLE**. . .6-2, 220 pounds. . .Mesa College. . .**WR-JEROME WEATHERSPOON**. . .6-1, 185 pounds. . .played in '82 Fiesta Bowl at Arizona State. . .**LB-LARRY WERTS**. . .6-3, 230 pounds . . .had stints with the Packers '81 and Saints '82. . .**OT-MICHAEL WHITE**. . .6-4, 275 pounds. . .Arizona State University. . .**WR-MIKE WHITESIDE**. . .6-0, 185 pounds. . .cousin of DB-Bernard Jackson (Bengals, Broncos, Chargers '72-'80). . .two-year CFL veteran. . .**LB-MIKE YACULLO**. . .6-2, 235 pounds. . .University of Iowa. . .appeared in '81 Rose Bowl and '82 Peach Bowl squads.

BUILDING THE COLTS

YEAR	DRAFT	TRADE (TEAM)	FREE AGENTS/WAIVERS (TEAM)
1977			Wade Griffin
1979	Barry Krauss (1) Kim Anderson (3) Nesby Glasgow (8a)		
1980	Curtis Dickey (1a) Ray Butler (4) Ray Donaldson (2a)		Ricky Jones
1981	Randy McMillan (1a) Donnell Thompson (1b) Tim Sherwin (4)		
1982	Johnie Cooks (1a) Art Schlichter (1b) Leo Wisniewski (2a) Rohn Stark (2b) James Burroughs (3) Mike Pagel (4) Pat Beach (6)		Larry Anderson (Pittsburgh) Matt Bouza Greg Bracelin (L.A. Raiders) Bernard Henry Mike Humiston Cliff Odom (L.A. Raiders) Gary Padjen Ben Utt
1983	Vernon Maxwell (2) Phil Smith (4) Sid Abramowitz (5) Grant Feasel (6) Alvin Moore (7) Jim Mills (9a)	Raul Allegre (Dallas) Mark Herrmann (Denver) Chris Hinton (Denver) Tracy Porter (Detroit) Mark Reed (L.A. Rams) Steve Wright (Dallas)	Quinton Ballard Mark Bell Mark Kafentzis Steve Parker Rick Porter Victor Oatis (Philadelphia) Tate Randle Henry Waechter Kendall Williams Newton Williams (S. F. 49ers) Dave Young
TOTALS	22 +	6 +	21 = 49

1983 SEASON IN REVIEW

The 1983 NFL season marked one of the greatest turn-arounds in football history, as the Colts improved from an 0-8-1 strike-shortened season in 1982 to a 7-9 record in 1983. The magnitude of the improvement was heightened by the fact that the Colts had the youngest club in the NFL. At the outset of the season, the Colts averaged 24.2-years of age and only 1.6-years of NFL experience. The club had 12 first-year men on the roster.

The improvement in 1983 was the greatest about-face for a winless team in the history of the league. From zero to seven wins was the fourth best over-all upgrade topped only by the 1982 New York Giants (4-7-2 to 13-1-1), the 1962 Oakland Raiders (1-13 to 10-4) and the 1974-75 Colts (2-12 to 10-4). The Colts featured a strong running game, an opportunistic defense and an excellent special-teams unit that carried the club further than most had expected.

From the beginning of camp, Coach Kush stressed conditioning, fundamentals and desire. The club strengthened both offensive and defensive lines through the draft and free-agency. With the acquisition of linemen Chris Hinton in the John Elway trade, Karl Baldischwiler from Detroit, Steve Wright from Dallas and the stalwart play of Ray Donaldson, the Colts ranked second in the NFL in rushing. The team improved from an average of 116 yards rushing per game in 1982 to an impressive 168.4-yard figure. Only the Chicago Bears gained more yardage on the ground (170.4 yards per game).

The running attack was led by Curtis Dickey whose 1122-yard season placed him fifth in the AFC. He also caught 26 passes for 483 yards, giving him a total yardage figure of 1605. Fullback Randy McMillan ranked 10th in the AFC with 802 yards rushing. Together, the McMillan-Dickey tandem combined for 1924 rushing yards out of a team-total 2694, accounting for 71 percent of the total team rushing figure. The duo also scored nine of the 10 Colt rushing touchdowns.

Defensively, the Colts capitalized on their virtual anonymity as the defense accounted for 36 take-aways (20 interceptions and 16 fumble recoveries) and 41 quarterback sacks. Led by NFL Rookie Defensive Player of the Year, Vernon Maxwell, the club blitzed and stunted its way to near intimidation. Bear quarterback Jim McMahon said after the 22-19 Colt victory, "There were times I thought I was going to be sacked in the huddle just for thinking about throwing a pass."

The Colts finished the season with a +3 rating on the takeaway/turnover ratio while posting a +17 advantage in their seven victories (26 takeaways vs. nine turnovers).

The Colts got a kick out of their special teams unit, with Rohn Stark (P) and Raul Allegre (K) combining for one of the best kicking combinations in the league. Stark led the league in punting with a 45.3-yard average on 91 punts, including 29 over 50 yards and eight exceeding 60 yards. His honors included AP First Team All-Pro, *Football Digest* All-Pro, UPI AFC All-Star Second Team and the AFC's Pro Bowl first alternate punter. Stark is one of the best athletes on the club and his deep kicks usually kept the opposition in poor field position, evidenced by his 20 kicks inside the opposition's 20-yard line.

Raul Allegre's rookie campaign proved to be outstanding. The Dallas castoff broke the club mark for field goals in a season (30), most field-goals in a game (5, tying the mark), highest field goal percentage in a career (85.7 percent, minimum 30 attempts) and the most points scored by a placekicker (112, the second highest total of points scored in club history behind Lenny Moore). Allegre was instrumental in every Colt victory of the season, including last-minute field goals against New England and Chicago. He was named *Sports Illustrated* First Team All-Pro, UPI AFC All-Star Second Team and was voted the Colts' MVP by the fans.



GAME ONE—September 4, 1983**Colts 29—New England 23****Sullivan Stadium****45,526**

The Colts opened their 1983 season in a dramatic fashion with a 29-23 overtime victory over the New England Patriots at Sullivan Stadium before 45,526.

The Colts took a 3-0 first quarter lead when a 60 yard pass completion from QB-Mike Pagel to WR-Ray Butler set up a 25 yard field goal by rookie K-Raul Allegre. New England K-John Smith missed two first quarter field goal attempts but the Patriots took a 6-3 lead in the second period when QB-Steve Grogan threw a 73 yard TD strike to WR-Stephen Starring (missed PAT). The Pats took a 13-3 lead when Grogan hit WR-Stanley Morgan with a 50 yard TD pass with just under four minutes remaining in the half. The Patriots were unsuccessful with an onside kickoff attempt after their second TD and the Colts capitalized by driving 44 yards on 7 plays (2:30) and scoring on WR-Bernard Henry's diving catch of a 16 yard pass from Pagel. Kendall Williams recovered a Patriots fumble on the ensuing kickoff at the Patriots 20 yard-line. After two penalties pushed the Colts back to the Patriots 35 yard-line, Allegre came on to boot a 52 yard field goal and the score was tied, 13-13 at the half.

New England took a 16-13 lead midway through the third quarter as Smith kicked a 39 yard field goal. On their next possession, the Colts drove 88 yards in 13 plays (5:06) and took a 20-16 lead on Pagel's second TD toss to Henry (5 yards). New England grabbed the lead on their ensuing possession after a 55 yard punt return by Ricky Smith. The Pats drove 23 yards in 5 plays and scored on a 9 yard run by RB-Robert Weathers to take a 23-20 lead with 1:16 remaining. Pagel then drove the Colts 76 yards in 6 plays to the Pats 15 yard line with 4 seconds left on the clock as he completed four passes for 54 yards and scrambled another 22 yards. Allegre booted a 33 yard field goal to tie the game and set the stage for the game-ending play when LB-Vernon Maxwell hit Pats RB-Tony Collins, causing him to fumble and Johnnie Cooks recovered and ran 52 yards for the victory.

Scoring Summary

Colts	3	10	7	3	6	29
Patriots	0	13	3	7	0	23

C-1	- 7:17	FG Allegre 25
P-2	- 4:56	Starring 73 pass from Grogan (Kick failed)
P-2	-11:46	Morgan 50 pass from Grogan (Smith kick)
C-2	-14:19	Henry 16 pass from Pagel (Allegre kick)
C-2	-15:00	FG Allegre 52
P-3	- 8:42	FG Smith 39
C-3	-13:57	Henry 5 pass from Pagel (Allegre kick)
P-4	-13:44	Weathers 9 run (Smith kick)
C-4	-15:00	FG Allegre 33
C-OT-	0:30	Cooks 52 fumble return (No PAT attempted)

Team Statistics

	Colts	Patriots
First Downs	18	19
Rushes/ Yards	36/172	35/222
Net Passing Yards	283	200
Total Net Yards	455	422
Passing (A-C-I)	31-17-1	26-13-1
Sacks-Yards	2-9	7-57
Punts	4-54.5	2-47.0
Fumbles/Lost	2-2	4-3
Penalties	12-82	5-37
Time of Possession	27:42	33:06

Individual Leaders

Rushing—Colts: Dickey, 17-72, McMillan 13-64, Pagel 1-22, Dixon 5-14
Patriots: R. Weathers 6-100, VanEeghen 13-65, Grogan 4-26, Collins 8-24
Passing—Colts: Pagel 31/17/292
Patriots: Grogan 26/13/287
Receiving—Colts: Butler 2-66, Sherwin 2-58, Bouza 3-47, Henry 4-46
Patriots: Starring 2-81, Jones 3-59, Morgan 1-50, Collins 2-23

GAME TWO—September 11, 1983**Denver 17—Colts-10****Memorial Stadium****52,613**

The Colts dropped their 1983 home opener, 17-10, to the Denver Broncos before 52,613 at Memorial Stadium. The Colt defense continued its seige of opposing quarterbacks with five sacks to go along with three turnovers (two fumble recoveries, one interception) while the offensive unit had difficulty sustaining a drive especially through the air. The Colts ground game generated 150 yards (4.2 yds per carry) while the aerial attack posted 120 total net yards. For the second consecutive week, the young Colt club (avg 1.6 yrs NFL exp) was plagued by mistakes as they incurred 10 penalties following 12 in the season opener at New England.

The Colts opened the scoring on their first possession, an eight play drive covering 53 yards which culminated in a 32 yard field goal by Raul Allegre. The drive was highlighted by a 24 yard run by Randy McMillan and turned out to be

the Colts deepest penetration of the afternoon into Bronco territory (Denver's 14 yard line). The Broncos knotted the score at 3-3 with 1:55 remaining in the first half as Rich Karlis booted a 42 yard field goal. The Colts defensive unit forced two turnovers in the third quarter (Steve Parker fumble recovery; Derrick Hatchett interception) but the offense was forced to punt on each ensuing possession. Colts SS-Larry Anderson picked up a Rick Parros fumble forced by LB-Vernon Maxwell and returned it 41 yards for a score to give the Colts a 10-3 lead with 11 minutes remaining. Denver's two late TDs came on a 24 yard pass from Steve DeBerg to Steve Watson and a 2 yard run by DeBerg set up by a 54 yard pass completion to Watson.

Scoring Summary

Broncos	0	3	0	14	17
Colts	3	0	0	7	10

C-1- 6:54	FG Allegre 32
B-2-13:09	FG Karus 42
C-4- 3:15	L. Anderson 41 Fumble return (Allegre kick)
B-4- 9:05	Watson 24 Pass from Deberg (Karus kick)
B-4-14:31	Deberg 2 run (Karus kick)

Team Statistics

	Broncos	Colts
First Downs	15	13
Rushes/Yards	30/104	36/150
Net Passing Yards	223	121
Total Net Yards	327	271
Passing (A-C-I)	32-18-1	27-11-3
Sacks-Yards	5-41	4-19
Punts	10-42.8	10-46.2
Fumbles/Lost	4-2	4-0
Penalties	6-30	10-79
Time of Possession	31:38	28:11

Individual Leaders

Rushing—Broncos: Winder 17-70, Parros 7-30

Colts: McMillan 15-84, Dickey 12-42, Moore 5-20, Williams 2-7

Passing—Broncos: Elway 21/9/106, Deberg 11/9/158

Colts: Pagel 25/10/120, J. Taylor 2/1/20

Receiving—Broncos: Watson 6-161, Upchurch 4-39, Parros 4-38, Winder 2-16

Colts: Henry 3-43, Dickey 1-27, Bouza 1-20, McMillan 2-15

GAME THREE—September 18, 1983

Buffalo 28—Colts 23

Rich Stadium

40,937

For the third consecutive week, the Colts were their own worst enemy as a club-record 15 penalties and key mistakes resulted in a 28-23 loss to the Buffalo Bills at Rich Stadium. The 153 penalty yards assessed against the Colts was also a club mark but the critical mistake was a lost fumble with six minutes remaining in the game. The Colts were protecting a 23-21 lead at the time and the fumbled center snap by second year QB-Mike Pagel gave Buffalo possession at the Colts 14 yard line. Three plays later, Bills RB-Joe Cribbs scored on a two yard pass from Joe Ferguson to give Buffalo their final margin of victory.

The Colts took a 6-0 first quarter lead on field goals of 28 and 49 yards by rookie K-Raul Allegre. Buffalo took a 7-6 lead on a three yard TD pass from Ferguson to Cribbs in the second quarter but Allegre came back with a 45 yard field goal with 23 seconds remaining in the half to give the Colts a 9-7 lead. The two clubs exchanged third quarter TDs as Cribbs scored on a one yard plunge for the Bills while Colts QB-Mike Pagel connected on a 72 yard scoring strike to RB-Curtis Dickey. The Colts 16-14 fourth quarter lead was overtaken quickly as Ferguson hit WR-Frank Lewis with a 27 yard scoring toss to give the Bills a 21-16 edge less than 2 minutes into the period. Pagel then took the Colts 82 yards on 7 plays as Dickey's 33 yard run gave the team a 23-21 lead with 10 minutes remaining. Cribbs gave the Bills the final lead with his third touchdown of the afternoon.

Scoring Summary

Colts	6	3	7	7	23
Bills	0	7	7	14	28

C-1- 6:10	FG Allegre 28
C-1-14:44	FG Allegre 49
B-2-10:08	TD Cribbs 3 pass from Ferguson (Danelo kick)
C-2-14:37	FG Allegre 45
B-3- 3:19	TD Cribbs 1 run (Danelo kick)
C-3- 6:09	TD Dickey 72 pass from Pagel (Allegre kick)
B-4- 1:47	TD Lewis 27 pass from Ferguson (Danelo kick)
C-4- 4:40	TD Dickey 33 run (Allegre kick)
B-4-10:06	TD Cribbs 2 pass from Ferguson (Danelo kick)

Team Statistics

	Colts	Bills
First Downs	17	27
Rushes/Yards	31/147	42/145
Net Passing Yards	225	177
Total Net Yards	372	322
Passing (A-C-I)	26-12-0	27-18-0
Sacks-Yards	1-10	1-12
Punts	5-52.2	5-42.2
Fumbles/Lost	1-1	2-0
Penalties	15-153	6-45
Time of Possession	25:54	34:06

Individual Leaders

Rushing—Colts: Dickey 18-80, McMillan 10-39, Pagel 2-27, N. Williams 1-1
 Bills: Cribbs 24-82, Moore 12-53, Ferguson 4-6, Leaks 2-4

Passing—Colts: Pagel 26/12/235
 Bills: Ferguson 27/18/189

Receiving—Colts: Dickey 2-79, Porter 2-47, Sherwin 2-41, Henry 3-36
 Bills: Lewis 3-48, Hunter 4-47, Grammer 3-37, Butler 2-21

GAME FOUR—September 25, 1983

Colts 22—Chicago 19 Memorial Stadium 34,350

The Colts won their first game at Memorial Stadium since the finale of the 1981 campaign as they defeated the Chicago Bears in overtime, 22-19. It was the Colts first home victory since December 20, 1981 when they downed the New England Patriots, 23-21.

The Colts attack posted season-high totals of 461 total net yards, 216 rushing yards and 27 first downs. The Colts were tagged with a season-low five penalties after averaging a league-high 12 per game over the first three contests. The Colts were never behind in the game as the Bears were able to attain their only tie with 1:03 remaining (19-19) on a QB-Vince Evans 8 yard TD run. PK-Raul Allegre's 33 yard field goal with 4:51 elapsed in overtime provided the Colts winning margin.

Colts QB-Mike Pagel completed 19 of 30 passes for 251 yards with one TD and two interceptions. His top targets were WRs Matt Bouza (6 for 83 yds) and Bernard Henry (5 for 52 yds and 1 TD). The Colts ground game was led by Randy McMillan (78 yards on 21 carries) and Curtis Dickey (74 yards on 24 attempts). The defense was led by LBs Johnnie Cooks (5 tackles, 2 assists, 1 QB sack) and Greg Bracelin (4 tackles, 2 assists). LB-Sanders Shiver and CB-Kendall Williams added QB sacks to bring the Colts team total to 16 (4th in the AFC). Interceptions were recorded by CB-Derrick Hatchett (his second of the year) and FS-Nesby Glasgow.

Scoring Summary

Bears	0	3	3	13	0	19
Colts	0	13	0	6	3	22

C-2 - 6:59 McMillan 3 run (Allegre kick)
 B-2 -12:57 FG B. Thomas 45
 C-2 -13:31 Henry 19 pass from Pagel (Kick failed)
 B-3 -11:09 FG B. Thomas 21
 C-4 - 0:08 FG Allegre 37
 B-4 - 1:21 Gault 57 pass from Evans (Kick failed)
 C-4 - 4:01 FG Allegre 47
 B-4 -13:57 Evans 8 run (B. Thomas kick)
 C-OT- 4:51 FG Allegre 33

Team Statistics

	Bears	Colts
First Downs	15	27
Rushes/Yards	16/103	46/216
Net Passing Yards	227	245
Total Net Yards	330	461
Passing (A-C-I)	36-16-2	30-19-1
Sacks-Yards	3-15	1-6
Punts	7-40.9	6-46.0
Fumbles/Lost	0-0	2-1
Penalties	8-68	5-40
Time of Possession	26:53	37:58

Individual Leaders

Rushing—Bears: Gentry 8-38, McMahan 2-21, Sahey 3-17, Evans 3-10
 Colts: McMillan 21-78, Dickey 20-74, Pagel 4-57, Moore 1-4

Passing—Bears: Evans 16-8-153, McMahan 20-8-89
 Colts: Pagel 30-19-251

Receiving—Bears: Gault 5-130, Moorehead 2-50, Margerum 2-13, Saldi 1-11
 Colts: Bouza 6-83, Dickey 2-55, Henry 5-52, T. Porter 4-38

GAME FIVE—October 2, 1983

Colts 34—Cincinnati 31 Riverfront Stadium 48,104

The Colts used a combination of outstanding special teams play, an opportunistic second-half defense and one of the best rushing attacks in the NFL to knock off the Cincinnati Bengals, 34-31, at Riverfront Stadium. The Colts ground game generated a total of 166 yards and 4 touchdowns while the defense forced four second-half turnovers including two which led to touchdowns.

Cincinnati opened the scoring with a Jim Breech 19 yard field goal. The Colts came right back to take a 7-3 lead with a 12 play, 80 yard drive culminating in a 9 yard TD run by rookie RB-Alvin Moore. Less than two minutes later, the Bengals took a 10-7 lead as QB-Ken Anderson hit TE-M.L. Harris with a 3 yard TD toss after completing a 63 yard pass to WR-Cris Collinsworth. Cincinnati stretched their margin to 17-7 when Anderson hit WR-Isaac Curtis with a 20 yard TD strike early in the second quarter. Colts first year CB-Kendall

Williams returned the ensuing kickoff 90 yards to set up a one yard TD run by FB-Randy McMillan and the Colts trailed, 17-14. The Bengals came back with a 12 play, 80 yard drive of their own which ended with a 3 yard TD run by Anderson to give Cincinnati a 24-14 halftime lead.

McMillan scored his second TD of the game on an 8 yard run which cut the Bengal lead to 24-21. Cincinnati moved 80 yards in 5 plays on its next possession, as Anderson hit Collinsworth on a 46 yard completion and then with a 20 yard TD toss to stretch their lead to 31-21. Colts rookie RB-Ricky Porter broke a third quarter punt return for 50 yards to the Bengals 25, setting up a 29 yard field goal by rookie K-Raul Allegre. The Colts cut the lead to 31-27 early in the fourth period as second year QB-Mike Pagel took the club 59 yards in 10 plays and Allegre converted a career-long 53 yard field goal. Following a Bengal fumble, three Curtis Dickey runs covered the distance to the endzone, the last a 3 yard trip which gave the Colts a 34-31 lead. Interceptions by Colts FS-Nesby Glasgow and CB-Derrick Hatchett in the final 7 minutes of the contest sealed the victory for the Colts.

Scoring Summary

Colts	7	7	10	10	34
Bengals	10	14	7	0	31
B-1- 4:43	FG Breech 19				
C-1-12:11	Moore 9 run (Allegre kick)				
B-1-14:08	Harris 3 pass from Anderson (Breech kick)				
B-2- 3:01	Curtis 20 pass from Anderson (Breech kick)				
C-2- 5:21	McMillan 1 run (Allegre kick)				
B-2-13:07	Anderson 3 run (Breech kick)				
C-3-10:31	McMillan 8 run (Allegre kick)				
B-3- 2:54	Collinsworth 20 pass from Anderson (Breech kick)				
C-3-10:26	FG Allegre 19				
C-4- 5:56	FG Allegre 53				
C-4- 7:50	Dickey 3 run (Allegre kick)				

Team Statistics

	Colts	Bengals
First Downs	19	21
Rushes/Yards	38/166	23/80
Net Passing Yards	98	317
Total Net Yards	264	397
Passing (A-C-I)	20-12-0	31-22-2
Sacks-Yards	4-26	2-23
Punts	5-44.4	3-42.3
Fumbles/Lost	0-0	3-2
Penalties	4-31	5-25
Time of Possession	32:31	27:29

Individual Leaders

Rushing—Colts: Dickey 17-64, McMillan 14-59, Pagel 2-22, Moore 4-18
 Bengals: Alexander 11-48, Kinnebrew 6-21, Anderson 2-10, Kreider 1-2
 Passing—Colts: Pagel 19/12/124, Stark 1/0/0
 Bengals: Anderson 31/22/340
 Receiving—Colts: Bouza 3-37, Sherwin 3-25, Dickey 2-23, T. Porter 1-19
 Bengals: Collinsworth 9-216, Curtis 4-50, Ross 1-26, Kreider 2-21

GAME SIX—October 9, 1983

Colts 12—New England 7

Memorial Stadium

35,618

The Colts won their third consecutive game, their longest winning streak since 1980, as they defeated the New England Patriots, 12-7, before 37,013 at Memorial Stadium. The victory was highlighted by an opportunistic defensive effort and an explosive 68 yard pass play from Colts QB-Mike Pagel to RB-Curtis Dickey accounting for the Colts only TD of the afternoon. Placekicker Raul Allegre continued his torrid scoring pace with a 52 yard field goal (his 13th in 14 attempts this season) and DE-Donnell Thompson sacked Pats QB-Steve Grogan in his own endzone for a safety and the final winning margin.

Curtis Dickey led the Colts second-ranked (NFL) ground attack with 74 yards on 16 carries while Mike Pagel added a career-high 54 rushing yards on 6 carries. Pagel threw only 17 times (vs 39 Colts rushing attempts) and completed 7 for 137 yards with 1 TD and 1 INT. His top targets were TE-Tim Sherwin (2 for 33 yds) and WR-Bernard Henry (2 for 10 yds). Top tacklers were FS-Kim Anderson (5 tackles, 4 assists) and CB-Kendall Williams (4 tackles, 3 assists). QB sacks were recorded by Donnell Thompson (2), Greg Bracelin and Vernon

Maxwell. Thompson also recorded a safety on one of his sacks, caused two fumbles and batted down one pass.

Scoring Summary					Team Statistics		Patriots	Colts
Patriots	7	0	0	0	7	First Downs	20	13
Colts	0	0	7	5	12	Rushes/Yards	33/161	39/176
P-1- 5:28	Jones 9 pass from Grogan (Steinfort kick)					Net Passing Yards	242	126
C-3- 2:53	Dickey 68 pass from Pagel (Allegre kick)					Total Net Yards	403	302
C-4- 2:55	FG Allegre 52					Passing (A-C-I)	34-19-2	17-7-1
C-4-12:58	Safety Thompson tackled Grogan in EZ					Sacks-Yards	4-28	2-11
						Punts	4-48.3	7-43.1
						Fumbles/Lost	4-2	3-1
						Penalties	5-45	5-40
						Time of Possession	31:20	28:40

Individual Leaders

Rushing—Patriots: Collins 13-68, R. Weathers 14-48, C. Weathers 1-28, Van Eeghen 3-14
Colts: Dickey 16-74, Pagel 6-54, McMillan 11-25, Moore 4-18

Passing—Patriots: Grogan 34-19-270
Colts: Pagel 17-7-137

Receiving—Patriots: Morgan 9-136, Ramsey 2-48, Jones 3-42, R. Weathers 3-34
Colts: Dickey 1-68, Sherwin 2-33, Bouza 1-26, Henry 2-10

GAME SEVEN—October 16, 1983

Buffalo 30—Colts 7

Memorial Stadium

38,565

The Colts three-game winning streak came to an abrupt conclusion as the Buffalo Bills downed the Colts, 30-7, at Memorial Stadium in the battle for sole possession of first place in the AFC Eastern Division. Bills QB-Joe Ferguson threw for 230 yards and 3 TDs, RB-Joe Cribbs rushed for 105 yards and placekicker Joe Danelo added three field goals as the Colts dropped their third game of the '83 campaign.

On their first possession of the game, the Colts drove 74 yards on 12 plays before a 3-yard run by FB-Randy McMillan resulted in a fumble out of the end-zone and a touchback. The lost scoring opportunity did not seem to affect the Colts, as on their next possession, QB-Mike Pagel threw a flea flicker pass to WR-Ray Butler for a 52 yard TD and a 7-0 Colt lead. The Bills then took control of the contest, scoring TDs on their next three possessions and adding a 23 yard Joe Danelo field goal just before halftime to take a 24-7 lead. Buffalo first half scores came on Joe Ferguson passes to Joe Cribbs (14 yds), Mark Brammer (4 yds) and Frank Lewis (20 yds). The Colts gained only 97 yards total offense in the second half as Danelo field goals of 40 and 30 yards provided the final margin of victory for Buffalo.

Scoring Summary					Team Statistics		Bills	Colts
Bills	7	17	3	3	30	First Downs	23	13
Colts	7	0	0	0	7	Rushes/Yards	39/171	30/211
C-1- 9:54	Butler 52 pass from Pagel (Allegre kick)					Net Passing Yards	230	73
B-1-12:43	Cribbs 14 pass from Ferguson (Danelo kick)					Total Net Yards	401	284
B-2- 1:51	Brammer 4 pass from Ferguson (Danelo kick)					Passing (A-C-I)	31-21-0	20-8-3
B-2- 4:57	Lewis 20 pass from Ferguson (Danelo kick)					Sacks-Yards	0-0	4-34
B-2-14:55	FG Danelo 23					Punts	4-45.3	5-42.0
B-3- 8:20	FG Danelo 40					Fumbles/Lost	0-0	1-1
B-4- 0:52	FG Danelo 30					Penalties	4-45	8-72
						Time of Possession	34:34	25:26

Individual Leaders

Rushing—Bills: Cribbs 19-105, Leaks 10-25, Moore 6-23, Riddick 4-18
Colts: Dickey 8-68, Pagel 5-67, McMillan 8-31, Reed 2-27

Passing—Bills: Ferguson 30-21-230, Kufler 1-0-0
Colts: Pagel 10-2-73, Reed 10-6-34

Receiving—Bills: Lewis 5-72, Brammer 6-54, Cribbs 4-50, Butler 3-33
Colts: Butler 1-52, Sherwin 2-29, Bouza 2-24, N. Williams 1-7

The Miami Dolphins converted two of the Colts' three first half turnovers into touchdowns to post a 21-0 halftime lead enroute to a rain-soaked 21-7 victory over the Colts at Memorial Stadium. Two lost Curtis Dickey fumbles and two Mike Pagel interceptions nullified the Colts' offensive momentum while Dolphins rookie QB-Dan Marino threw two touchdown passes and FB-Andra Franklin ran for another in the Colts second consecutive defeat.

The Dolphins took a 7-0 first quarter lead when DT-Bob Baumhower recovered a Curtis Dickey fumble at the Colts 19 yard line, scoring four plays later on an 8 yard TD pass from Marino to WR-Nat Moore. Miami extended its lead to 14-0 early in the second period when a 64 yard Marino completion to second year WR-Mark Duper set up a one yard TD run by FB-Andra Franklin. DB-Paul Lankford's interception of a Pagel pass midway through the second quarter set up Miami's third TD, a 28 yard pass from Marino to Duper to complete a 6 play, 53 yard drive and give the Dolphins 21-0 halftime lead. The Colts deepest penetration into Miami territory was to the Dolphin 43 yard line on their first possession of the game (drive ended on Dickey fumble) until rookie LB-Vernon Maxwell recovered a fumble by Miami RB-David Overstreet at the Dolphin 40 yard line with 4 1/2 minutes remaining. Pagel took the Colts 40 yards in 4 plays, hitting WR-Ray Butler with a 20 yard scoring toss to make the final score, 21-7.

Scoring Summary

Dolphins	7	14	0	0	21
Colts	0	0	0	7	7

D-1-13:40	Moore 8 pass from Marino (Von Schamann kick)
D-2- 3:49	Franklin 1 run (Von Schamann kick)
D-2-10:16	Duper 28 pass from Marino (Von Schamann kick)
C-4-11:47	Butler 20 pass from Pagel (Allegre kick)

Team Statistics

	Dolphins	Colts
First Downs	14	17
Rushes/Yards	43/115	27/138
Net Passing Yards	157	173
Total Net Yards	272	311
Passing (A-C-I)	18-11-0	31-15-2
Sacks-Yards	0-0	3-17
Punts	8-39.8	7-44.6
Fumbles/Lost	3-1	7-2
Penalties	2-10	6-45
Times of Possession	34:06	25:54

Individual Leaders

- Rushing—Dolphins: Franklin 21-55, Nathan 11-54, Bennett 2-4, Overstreet 5-2
Colts: Dickey 14-62, Pagel 3-39, McMillan 10-27
- Passing—Dolphins: Marion 18-11-157
Colts: Pagel 31-15-190
- Receiving—Dolphins: Duper 2-92, Moore 3-27, Nathan 2-13, Hardy 2-10
Colts: Sherwin 3-53, McMillan 5-51, Butler 2-31, Bouza 1-20

GAME NINE—October 30, 1983

Rookie placekicker Raul Allegre booted a club record-tying five field goals to lift the Colts to a 22-21 victory over the Philadelphia Eagles at Veterans Stadium. Allegre accounted for 16 of the Colts' 22 points by converting 5 of 6 field goals and one point after touchdown. With the Colts trailing, 21-19, Allegre missed a 27 yard field goal attempt early in the fourth quarter before hitting a 30 yarder for the final winning margin with 2:07 remaining.

The Colts held a 16-14 halftime lead on Allegre field goals of 38, 39 and 37 yards along with McMillan's 39 yard TD run. Philadelphia's first half scores came on a 45-yard flea-flicker from WR-Harold Carmichael to WR-Mike Quick and a one-yard burst by RB-Perry Harrington. The Colts stretched their lead to 19-14 when Allegre booted a 42 yard FG in the third quarter but the Eagles came back at the end of the period to take a 21-19 lead on a 6 yard TD pass from QB-Ron Jaworski to Carmichael. Three of the Colts' five turnovers came in the fourth quarter as Padjen recovered a fumbled punt on the Eagles 32 yard line to set up Allegre's only missed FG of the day. On Philly's next possession, Steve Parker got his second fumble recovery of the game on the Eagles' 41 yard line to set up Allegre's 30 yard game-winner. Philadelphia's final two possessions ended in a Derrick Hatchett interception and a 62 yard field goal attempt which fell short with 15 seconds remaining.

Scoring Summary						Team Statistics		Colts	Eagles
Colts	3	13	3	3	22	First Downs	17	16	
Eagles	7	7	7	0	21	Rushes/Yards	52/233	24/101	
C-1- 6:48	FG Allegre 38					Net Passing Yards	73	183	
E-1-11:37	TD Quick 45 pass from Carmichael (Franklin kick)					Total Net Yards	306	284	
C-2- 5:38	FG Allegre 39					Passing (A-C-I)	18-8-0	24-14-2	
C-2- 9:21	TD McMillan 39 (Allegre kick)					Sacks-Yards	3-19	2-22	
E-2-13:04	TD Harrington 1 run (Franklin kick)					Punts	5-39.2	3-38.0	
C-2-14:59	FG Allegre 37					Fumbles/Lost	0-0	3-3	
C-3- 6:44	FG Allegre 42					Penalties	6-78	4-30	
E-3-14:48	TD Carmichael 6 pass from Jaworski (Franklin kick)					Time of Possession	35:47	24:13	
C-4-12:53	FG Allegre 30								

Individual Leaders

Rushing—Colts: McMillan 19-109, Dickey 17-76, Moore 13-37, Pagel 3-9
Eagles: Harrington 16-68, Oliver 8-33

Passing—Colts: Pagel 18-8-92
Eagles: Carmichael 1-1-45, Jaworski: 22-13-160

Receiving—Colts: Bouza 3-57, Butler 2-15, Sherwin 1-9, T. Porter 1-8
Eagles: Quick 2-58, Kab 4-56, Carmichael 2-42, Haddix 2-41

GAME TEN—November 6, 1983

Colts 17—New York Jets 14

Shea Stadium

53,323

The Colts' defense forced four Jets turnovers and had four quarterback sacks while runningback Curtis Dickey scored two touchdowns to lead the Colts to their second consecutive victory, 17-14, over New York at Shea Stadium. Although the Colts were surpassed by the Jets in total yards (298-231) and first downs (18-15), the big-play Colts defense led in the turnovers category, 4-0.

The Jets took a 7-3 lead when Todd hit WR-Lam Jones with a 50 yard TD pass early in the third quarter. The Colts defense asserted itself on the Jets next two possessions as LB-Greg Bracelin intercepted a Todd pass and NT-Leo Wisniewski recovered a fumble at the New York 30 yard line. Wisniewski's recovery set up the Colts first TD as Dickey ran one yard around right end to take a 10-7 lead. Pagel passes of 15 yards to WR-Matt Bouza and 9 yards to TE-Tim Sherwin highlighted the 7 play drive. The Colts took a 17-7 lead early in the fourth quarter on a Pagel pass that came off the hand of Jets CB-Bobby Jackson and fell into Dickey's waiting arms in the endzone. The scoring pass covered 25 yards to conclude a 6 play, 58 yard drive which featured a 38 yard completion from Pagel to WR-Tracy Porter. Two of the Colts' four QB sacks came in the fourth quarter as the Jets attempted a comeback. With 8½ minutes remaining, Todd hit Jones with a 10 yard scoring strike to conclude a 7 play, 59 yard march to cut the Colts lead to 17-14. New York took its final possession on the Colts 37 yard line before Todd was sacked for a 10 yard loss by Leo Wisniewski and two Todd passes to Jones were incomplete.

Scoring Summary						Team Statistics		Colts	Jets
Colts	3	0	7	7	17	First Downs	15	18	
Jets	0	0	7	7	14	Rushes/Yards	40/132	27/102	
C-1- 9:46	FG Allegre 42					Net Passing Yards	99	196	
J-3- 2:38	Jones 50 pass from Todd (Leahy kick)					Passing (A-C-I)	231	298	
C-3-12:02	Dickey 1 run (Allegre kick)					Sacks-Yards	4-30	4-31	
C-4- 0:48	Dickey 25 pass from Pagel (Allegre kick)					Punts	7-41.0	4-37.3	
J-4- 6:16	Jones 10 pass from Todd (Leahy kick)					Fumbles/Lost	2-0	2-2	
						Penalties	5-40	6-45	
						Time of Possession	32:02	27:58	

Individual Leaders

Rushing—Colts: Dickey 18-48, McMillan 16-47, Pagel 5-22, Stark 1-8
Jets: Crutchfield 10-31, Hector 7-29, Todd 2-26, Harper/Dierking 6/2 - 8/8

Passing—Colts: Pagel 17-9-129
Jets: Todd 39-22-227

Receiving—Colts: T. Porter 2-46, Dickey 2-36, Sherwin 2-19, Bouza 1-15
Jets: Jones 4-77, Walker 7-66, Dierking 4-31, Gaffney 2-26

GAME ELEVEN—November 13, 1983**Pittsburgh 24—Colts 13****Memorial Stadium****57,319**

The Colts' two game winning streak was snapped before a record crowd at Memorial Stadium, as the AFC Central Division leading Pittsburgh Steelers took a hard-hitting 24-13 decision.

After a roughing the kicker penalty extended Pittsburgh's first possession, the Steelers drove 75 yards in 11 plays and took a 7-0 lead on an 11 yard run by Walter Abercrombie. A 50 yard kickoff return by Colts rookie Kendall Williams helped the Colts make it 7-3 on a 46 yard FG by Raul Allegre. After another Allegre FG try was blocked, the Colts moved to within 7-6 on their next possession early in the second quarter, as Allegre booted a 37 yarder. Colts LB-Johnie Cooks then intercepted a Cliff Stoudt pass and returned it to the Colts' 46 yard line. The Colts drove to the Steeler 17 before losing a Curtis Dickey fumble. Pittsburgh then marched 61 yards in 10 plays and took a 10-6 lead on a 42 yard FG by Gary Anderson. With two minutes left in the half, Stoudt took the Steelers 62 yards in 6 plays and concluded the drive with a 7 yard TD pass to Calvin Sweeney. Pittsburgh's 17-6 lead lasted until midway through the third quarter when Mark Herrmann, who quarterbacked the entire second half, led the Colts 57 yards in 6 plays with Dickey scoring on a 5 yard TD run. Trailing 17-14, Herrmann was intercepted by Donnie Shell on the first play of the fourth quarter. The Steelers then drove (54 yds, 9 plays) to their final score, a two yard pass from Stoudt to Bennine Cunningham.

Scoring Summary

Steelers	7	10	0	7	24
Colts	3	3	7	0	13

S-1- 5:26	Abercrombie 11 run (Anderson kick)
C-1- 6:57	FG Allegre 46
C-2- 1:22	FG Allegre 37
S-2-10:47	FG Anderson 42
S-2-14:44	Sweeney 7 pass from Stoudt (Anderson kick)
C-3- 8:55	Dickey 5 run (Allegre kick)
S-4- 5:14	Cunningham 2 pass from Stoudt (Anderson kick)

Team Statistics

	Steelers	Colts
First Downs	24	16
Rushes/Yards	48/214	27/135
Net Passing Yards	152	199
Total Net Yards	366	334
Passing (A-C-I)	23-13-1	31-14-1
Sacks-Yards	3-21	2-11
Punts	5-43.2	4-48.3
Fumbles/Lost	0-0	4-1
Penalties	1-5	6-35
Time of Possession	36:33	23:27

Individual Leaders

Rushing—Steelers: Pollard 15-80, F. Harris 19-65, Stoudt 7-42, Abercrombie 7-27
Colts: McMillan 11-60, Dickey 14-58, Pagel 1-13, Moore 1-4

Passing—Steelers: Stoudt 23-13-173
Colts: Herrmann 17-8-128, Pagel 14-6-82

Receiving—Steelers: Sweeney 6-104, Garrity 2-24, Hawthorne 1-22, Cunningham 2-12
Colts: Dickey 4-45, T. Porter 3-41, Bouza 3-34, Butler 1-29

GAME TWELVE—November 30, 1983**Miami 37—Colts 0****Orange Bowl****54,482**

Miami struck for two TDs in the last two minutes of a 24 point second quarter to take a commanding 24-0 halftime lead on their way to a convincing 37-0 shutout over the Colts before 54,482 at the Orange Bowl.

The Colts were held to their lowest offensive output of the season (159 total net yards) by the Dolphins defense. In his first Colt start, QB-Mark Herrmann completed 9 of 19 passes for 128 yards and threw 2 interceptions. His top target was FB-Randy McMillan (5 catches for 56 yards). Curtis Dickey and McMillan rushed for 41 yards each. Top tacklers on the Colts defense were FS-Nesby Glasgow who had a club season-high 14 tackles and 2 assists while LB-Cliff Odom added 6 tackles and 2 assists in only second half action. Miami's Dan Marino completed 14 of 21 for 240 yards and one touchdown. His favorite targets were Mark Duper (5 for 121 yds, 1 TD) and Tony Nathan (5 for 61 yds). Andra Franklin was the game's top rusher with 70 yards on 17 carries.

Scoring Summary					
Colts	0	0	0	0	0
Dolphins	0	24	7	6	37

D-2- 1:29	Franklin 8 run (Von Schumann kick)
D-2- 9:23	FG Von Schumann 42
D-2-13:18	Duper 85 pass from Marino (Von Schumann kick)
D-2-14:00	Clayton 60 punt return (von Schumann kick)
D-3-10:59	Marino 1 run (von Schumann kick)
D-4- 6:54	Bennett 1 run (kick failed)

Team Statistics	Colts	Dolphins
First Downs	9	23
Rushes/Yards	24/89	37/169
Net Passing Yards	70	240
Total Net Yards	159	409
Passing (A-C-I)	19-9-2	21-14-0
Sacks-Yards	6-58	0-0
Punts	7-49.4	4-46.8
Fumbles/Lost	2-0	0-0
Penalties	5-56	5-38
Time of Possession	24:04	35:56

Individual Leaders

Rushing—Colts: Dickey 9-41, McMillan 11-41, Moore 2-7, N. Williams 2-0
Dolphins: Franklin 17-70, Overstreet 8-36, Nathan 10-30, Hill 2-12
Passing—Colts: Herrman 19-9-128
Dolphins: Marino 21-14-240
Receiving—Colts: McMillan 5-56, Dickey 2-40, Sherwin 1-26, T. Porter 1-6
Dolphins: Duper 5-121, Nathan 5-61, Clayton 1-19, Rose 1-18

GAME THIRTEEN—November 27, 1983

Cleveland 41—Colts 23

Cleveland Stadium

65,812

Cleveland QB-Brian Sipe threw three touchdown passes and RB-Mike Pruitt ran for two more as the Browns landed the Colts their third consecutive defeat and fifth in the last seven games, 41-23.

The Browns opened the scoring on their first series when a 59 yard Sipe completion to WR-Willis Adams set up a 4 yard TD run by Pruitt. The Colts came back on their first possession with a 10 play, 53 yard drive culminating in a 31 yard field goal by Raul Allegre. Cleveland then moved 74 yards in 9 plays to take a 14-3 lead on a 15 yard TD pass from Sipe to Adams. The Colts cut the lead to 14-10 early in the 2nd quarter with a 7½ minute drive covering 91 yards which concluded with a 4 yard TD pass from Pagel to McMillan. Three plays later, the Browns struck on a 66 yard TD pass from Sipe to Newsome. Trailing 21-10 with 9 minutes remaining in the half, the Colts marched 80 yards on 11 plays with McMillan scoring on a 2 yard run. Sipe hit WR-Dave Logan with a 9 yard TD pass with 15 seconds remaining in the half to give Cleveland a 28-17 halftime advantage. The Colts had accumulated 143 rushing yards and a nine minute possession time edge in the first half, but still found themselves trailing by 11 points.

The Colt offense could not get untracked in the second half but the Browns added 10 third quarter points on a 26 yard Matt Bahr field goal and a 2 yard run by Mike Pruitt to take a commanding 38-17 lead. Pagel took the Colts 75 yards in 9 plays midway through the final period, hitting WR-Ray Butler with a 7 yards scoring toss (Butler broke his upper left arm on the play when he was hit after making the reception in the endzone). Bahr capped the scoring with a 27 yard field goal with 39 seconds remaining to give Cleveland its final 41-23 margin.

Scoring Summary					
Colts	3	14	0	6	23
Browns	14	14	10	3	41

B-1- 1:07	Pruitt 4 run (Bahr kick)
C-1- 5:39	FG Allegre 31
B-1- 9:25	Adams 15 pass from Sipe (Bahr kick)
C-2- 4:12	McMillan 4 pass from Pagel (Allegre kick)
B-2- 5:43	Newsome 66 pass from Sipe (Bahr kick)
C-2-11:24	McMillan 2 run (Allegre kick)
B-2-14:51	Logan 9 pass from Sipe (Bahr kick)
B-3- 5:16	FG Bahr 26
B-3-14:24	Pruitt 2 run (Bahr kick)
C-4- 8:31	Butler 7 pass from Pagel (kick failed)
B-4-14:26	FG Bahr 27

Team Statistics	Colts	Browns
First Downs	23	22
Rushes/Yards	38/195	26/110
Net Passing Yards	146	307
Total Net Yards	341	417
Passing (A-C-I)	26-15-2	33-20-0
Sacks-Yards	2-18	1-6
Punts	5-46.4	4-42.5
Fumbles/Lost	0-0	1-0
Penalties	8-56	4-62
Time of Possession	31:30	28:30

Individual Leaders

Rushing—Colts: McMillan 11-50, Pagel, Dickey 5/11 - 38/38, N. Williams 6-36, Moore 5-33
Browns: Pruitt 24-110, Green 2-0
Passing—Colts: Pagel 26-15-164
Browns: Sipe 33-20-313
Receiving—Colts: T. Porter 4-71, N. Williams 2-32, McMillan 3-22, Butler 2-14
Browns: Newsome 8-108, Adams 3-86, Logan 3-64, Belk 1-23

GAME FOURTEEN—December 4, 1983

New York Jets 10—Colts 6 Memorial Stadium 29,431

One of their best defensive efforts of the '83 season was not good enough as the Colts dropped their fourth consecutive game, 10-6, to the New York Jets before 29,431 at Memorial Stadium.

After a scoreless and error-filled first quarter which featured five turnovers from both teams (Colts-3, Jets-2), the two clubs traded field goals early in the second period. New York's Pat Leahy booted a 31 yarder while Colt rookie Raul Allegre converted from 26 yards. Richard Todd hit Freeman McNeil with an 8 yard TD pass with 1:10 remaining in the half to give the Jets a 10-3 lead. The only score in the second half was a 41 yard Allegre field goal to conclude an 11 play, 62 yard drive. The Colts' two final drives to take the lead both penetrated the Jets 10 yard line with one ending in a Pagel endzone INT and the other stopped on downs after a sack and a holding penalty pushed the Colts back to the Jets 23 yard line.

Scoring Summary

Jets	0	10	0	0	10
Colts	0	3	3	0	6

J-2- 0:08	FG Leahy 31
C-2- 4:53	FG Allegre 26
J-2-13:55	McNeil 8 pass from Todd (Leahy kick)
C-3- 9:47	FG Allegre 41

Team Statistics

	Jets	Colts
First Downs	20	19
Rushes/Yards	33/151	37/160
Net Passing Yards	132	164
Total Net Yards	283	324
Passing (A-C-I)	28-15-3	24-13-2
Sacks-Yards	1-6	6-28
Punts	5-36.0	3-39.8
Fumbles/Lost	0-0	3-2
Penalties	8-65	2-15
Time of Possession	27:34	32:26

Individual Leaders

Rushing—Jets: McNeil 24-102, Barber 6-34, Lewis 1-7, Hector 2-7
Colts: Dickey 18-123, Pagel 4-14, McMillan 10-13, Moore 5-8
Passing—Jets: Todd 28-15-138
Colts: Pagel 24-13-192
Receiving—Jets: Jones 4-42, Shuler 1-28, Walker 3-27, McNeil 3-18
Colts: Oatis 4-59, Dickey 3-55, Beach 2-28, Henry 1-24

GAME FIFTEEN—December 11, 1983

Denver 21—Colts 19 Mile High Stadium 74,854

The Colts saw their most commanding lead of the season, a 19-0 blanking, disappear in the final 11 minutes of action as the Denver Broncos downed the Colts, 21-19, before a sellout crowd of 74,854 at Mile High Stadium.

Three Allegre field goals of 42, 55, and 41 yards along with a 40 yard TD pass from QB-Mike Pagel to Henry staked the Colts to a 16-0 halftime lead. The Colt offense compiled a 225-84 first half yardage advantage while the defense did not permit the Broncos attack a first down until 5½ minutes remained in the half. Allegre added his fourth field goal (26 yards) in the third period to give the Colts a 19-0 lead entering the fourth quarter. The Broncos scored on their final three possessions as rookie QB-John Elway threw TD passes to rookie WR-Clint Sampson (21 yards), rookie RB-Jesse Myles (26 yards) and 2nd year RB-Gerald Willhite (26 yards). The final TD pass to Willhite came with 44 seconds remaining. Colts QB-Mike Pagel took his club 40 yards in 5 plays to Denver's 47 yard line before the NFL record-breaking 64 yard field goal attempt by Allegre fell two yards short as time expired.

Scoring Summary

Colts	3	13	3	0	19
Broncos	0	0	0	21	21

C-1-13:40	FG Allegre 42
C-2- 4:05	FG Allegre 55
C-2- 7:35	FG Allegre 41
C-2- 9:05	Henry 40 pass from Pagel (Allegre kick)
C-3- 7:10	FG Allegre 26
B-4- 4:08	Sampson 21 pass from Elway (Karlis kick)
B-4-10:06	Myles 26 pass from Elway (Karlis kick)
B-4-14:16	Willhite 26 pass from Elway (Karlis kick)

Team Statistics

	Colts	Broncos
First Downs	19	19
Rushes/Yards	45/186	15/45
Net Passing Yards	201	307
Total Net Yards	387	352
Passing (A-C-I)	28-13-1	45-23-0
Sacks-Yards	2-16	5-38
Punts	6-46.3	7-40.9
Fumbles/Lost	0-0	3-2
Penalties	16-95	5-51
Time of Possession	36:44	23:16

Individual Leaders

Rushing—Colts: Dickey 19-92, Pagel 7-34, Moore 9-32, McMillan 10-24

Broncos: Elway 3-23, Willhite 3-12, Winder 5-6, Kubiak 1-4

Passing—Colts: Pagel 28-13-217

Broncos: Elway 44-23-385, Kubiak 1-0-0

Receiving—Colts: Henry 8-169, T. Porter 3-32, Beach 2-16

Broncos: Watson 4-98, Myles 4-79, Willhite 4-55, Thomas/Sampson 3/3-36/36

GAME SIXTEEN—December 18, 1983**Colts 20—Houston 10****Memorial Stadium****20,418**

SEASON FINALE: The Colts snapped a five-game losing streak with a 20-10 victory over the Houston Oilers at Memorial Stadium. The win gave the Colts a 7-9 record, the best finish for a Colt club since 1980 when an identical 7-9 mark was posted. Houston opened the scoring on their first possession, as a Willie Tullis interception of a Mike Pagel pass set up a 34-yard field goal by Florian Kempf. The Colts knotted the score at 3-3 on its next possession as Raul Allegre booted a 48 yard field goal. Houston was driving midway through the second quarter when Colts nickel back Kim Anderson picked off an Oliver Luck pass and returned it 71 yards for a touchdown. Allegre added a 37 yard field goal in the third period to increase the Colts' lead to 13-3. The Oilers mounted a 6 play, 75 yard drive early in the fourth quarter which culminated in a 7 yard TD pass from Luck to TE-Chris Dressel. After forcing a Colt punt, Houston mounted another drive from their own 7 yard line, moving to the Colt 46 before Luck was intercepted by Colts rookie LB-Vernon Maxwell who returned it 31 yards to the Oilers 33. The Colts then moved in for the score as Pagel hit TE-Pat Beach with a 12 yard scoring pass for the final margin of victory. Houston won the statistical battle with an edge of 361-215 in total yardage, 25-14 in first downs and 34:21 to 25:39 in possession time but the Colts made the big plays defensively with a season-high 3 interceptions and 3 QB sacks. Colts RB-Curtis Dickey was the game's top rusher with 110 yards on 23 carries, his second 100+ yard rushing game in the last three weeks, and fifth of his career. Rookie NT-Quinton Ballard led the Colts defense with 10 tackles, 4 assists, and one QB sack.

Scoring Summary

Oilers	3	0	0	7	10
Colts	3	7	3	7	20

O-1- 9:59	FG Kempf 34
C-1-12:36	FG Allegre 48
C-2- 7:56	K. Anderson 71 inter- ception return (Allegre kick)
C-3-14:16	FG Allegre 37
O-4- 4:33	Dressel 7 pass from Luck (Kempf kick)
C-4-13:04	Beach 12 pass from Pagel (Allegre kick)

Team Statistics

	Oilers	Colts
First Downs	25	14
Rushes/Yards	34/125	39/188
Net Passing Yards	236	27
Total Net Yards	361	215
Passing (A-C-I)	40-23-3	13-5-1
Sacks-Yards	3-16	2-28
Punts	5-37.8	5-42.0
Fumbles/Lost	1-0	1-0
Penalties	9-75	7-68
Time of Possession	34:21	25:39

Individual Leaders

Rushing—Oilers: Campbell 27-93, Moriarty 3-22, Luck 3-10, Craft 1-0

Colts: Dickey 23-110, McMillan 8-41, Pagel 4-24, Moore 4-13

Passing—Oilers: Luck 39-22-245, James 1-1-7

Colts: Pagel 13-5-55

Receiving—Oilers: Bryant 5-71, Smith 8-69, Holston 2-62, Dressel 3-25

Colts: Henry 1-13, T. Porter/Beach 1-12, McMillan/Oatis 1-9

1983 INDIVIDUAL STATISTICS

RUSHING	No.	Yds.	Avg.	LG	TD
Dickey	254	1122	4.4	56	4
McMillan	198	802	4.1	39t	5
Pagel	54	441	8.2	33	0
Moore	57	205	3.6	13	1
N. Williams	28	77	2.8	13	0
Reed	2	27	13.5	18	0
Dixon *	5	14	2.8	7	0
Stark	1	8	8.0	8	0
Krauss	1	-1	-1.0	-1	0
Herrmann	1	0	0.0	0	0
COLTS TOTAL	601	2695	4.5	56	10
Opp. Total	516	2118	4.1	77	13

RECEIVING	No.	Yds.	Avg.	LG	TD
Henry	30	416	13.9	40t	4
T. Porter	28	384	13.7	38	0
Dickey	24	483	20.1	72t	3
Bouza	25	385	15.4	26	0
Sherwin	25	358	14.3	30	0
McMillan	24	195	8.1	25	1
Butler	10	207	20.7	60	3
Oatis	6	93	15.5	25	0
Moore	6	38	6.3	16	0
Beach	5	56	11.2	16	1
N. Williams	4	46	11.5	19	0
Dixon *	1	2	2.0	2	0
COLTS TOTAL	188	2663	14.2	72t	12
Opp. Total	281	3794	13.5	85t	28

INTERCEPTIONS	No.	Yds.	Avg.	LG	TD
Hatchett *	4	36	9.0	25	0
Glasgow	3	35	11.7	18	0
Anderson, K.	2	81	40.5	71t	1
Bracelin	2	19	9.5	19	0
Delaney	2	16	8.0	11	0
Burroughs/Randle	2/1	8/41	4/41.0	8/41	0/0
Williams, K./Cooks	1/1	32/15	32/15.0	32/15	0/0
Anderson, L./Maxwell	1/1	0/31	0/31.0	0/31	0/0
COLTS TOTAL	20	314	15.7	71t	1
Opp. Total	22	117	5.3	34	0

PUNTING	No.	Yds.	Avg.	TB	In 20	LG	Blk.
Stark	91	4124	45.3	9	20	68	0
COLTS TOTAL	91	4124	45.3	9	20	68	0
Opp. Total	80	3329	41.6	4	27	64	0

PUNT RETURNS	No	FC	Yds.	Avg.	LG	TD
L. Anderson	20	4	138	6.9	20	0
R. Porter	14	5	104	7.4	50	0
K. Williams	9	4	43	4.8	13	0
Glasgow	1	1	9	9.0	9	0
COLTS TOTAL	44	14	294	6.7	50	0
Opp. Total	55	7	642	11.7	60t	1

PASSING	Att.	Comp.	Yards	Pct.	Avg./Att.
Pagel	328	163	2353	49.7	7.17
Herrmann	36	18	256	50.0	7.11
Reed	10	6	34	60.0	3.40
Taylor/Stark	2/1	1/0	20/0	—	10/0
COLTS TOTAL	377	188	2663	49.7	7.03
Opp. Total	491	282	3832	57.4	7.80

* No longer with club at conclusion of 1983 season

KICKOFF RETURNS	No.	Yds.	Avg.	LG	TD
K. Williams	20	490	24.7	90	0
R. Porter	18	340	18.9	28	0
L. Anderson	18	309	17.2	26	0
Dixon *	2	23	11.5	14	0
Moore	2	40	20.0	23	0
Bouza	1	-4	-4.0	-4	0
Beach	1	0	0.0	0	0
COLTS TOTAL	62	1198	19.3	90	0
Opp. Total	61	1138	18.7	38	0

FIELDS GOALS	1-19	20-29	30-39	40-49	50+	Total
Allegre		5-6	11-12	10-12	4-5	30-35
COLTS TOTAL		5-6	11-12	10-12	4-5	30-35
Opp. Total	1-1	4-5	4-6	5-8	0-3	14-23

SCORING	TDR	TDP	TDRt	PAT	FG	S	TP
Allegre				22-24	30		112
Dickey	4	3					42
McMillan	5	1					36
Henry		4					24
Butler		3					18
K. Anderson			1				6
L. Anderson			1				6
Beach		1					6
Cooks			1				6
Moore	1						6
Thompson, D.						1	2
COLTS TOTAL	10	12	3	22-24	30	1	264
Opp. Total	13	31	1	42-45	14	1	354

TOP INDIVIDUAL PERFORMANCES OF 1983

Rushing:

Curtis Dickey	18-123-6.8-56-0	vs New York Jets (12/04)
Randy McMillan	19-109-5.7-39t-1	at Philadelphia (10/30)
Mike Pagel	5-67-13.4-23-0	vs Chicago (9/25)
Alvin Moore	13-37-2.8-10-0	at Philadelphia (10/30)
Newton Williams	6-36-6.0-13-0	at Cleveland (11/27)

Receiving:

Bernard Henry	8-169-21.1-40-1	at Denver (12/11)
Matt Bouza	6-83-13.8-21-0	vs Chicago (9/25)
Randy McMillan	5-51-10.2-25-0	vs Miami (10/23)
Curtis Dickey	4-45-11.3-27-0	vs Pittsburgh (11/13)
Tracy Porter	4-71-17.8-24-0	at Cleveland (11/27)
Tim Sherwin	3-53-17.7-29-0	vs Miami (10/23)
Victor Oatis	4-59-14.8-21-0	vs New York Jets (12/04)
Ray Butler	2-66-33.0-60-0	at New England (9/04)
Pat Beach	2-28-14.0-16-0	vs New York Jets (12/04)
Newton Williams	2-32-16.0-19-0	at Cleveland (11/27)
Alvin Moore	1-16-16.0-16-0	vs Chicago (9/25)

Passing:

Mike Pagel	31-17-54.8-292-60LG-1INT-2TD	at New England (9/04)
Mark Herrmann	19-9-52.9-128-30LG-2INT-0TD	at Miami (11/20)
Mark Reed	10-6-60.0-34-16LG-1INT-0TD	vs Buffalo (10/16)
Jim Bob Taylor	2-1-50.0-20-20LG-1INT-0TD	vs Denver (9/11)

TD	Pct. TD	Int.	Pct. Int.	LG	Lost/Att.	Rating
12	3.7	17	5.2	72t	278/40	64.0
0	0.0	3	8.3	35	62/7	38.8
0	0.0	1	10.0	16	0/0	26.7
0/0	—	1/0	—	20/0	—	—
12	3.2	22	5.8	72t	340/47	59.4
31	6.3	20	4.1	85t	310/41	86.9

1983 TEAM STATISTICS

	Colts	Opponent				
TOTAL FIRST DOWNS	272	321				
Rushing	146	123				
Passing	110	166				
Penalty	16	32				
3rd Down: Made/Att.	77/226(34.1)	83/203(40.9)				
4th Down: Made/Att.	4/9(44.4)	5/10(50.0)				
TOTAL NET YARDS	5018	5640				
Av. Per Game	313.6	352.5				
Total Plays	1025	1045				
Avg. Per Play	4.9	5.4				
NET YARDS RUSHING	2695	2118				
Avg. Per Game	168.4	132.4				
Total Rushes	601	516				
NET YARDS PASSING	2323	3522				
Avg. Per Game	145.2	220.1				
Tackled/Yards Lost	47/340	41/310				
Gross Yards	2663	3832				
Attempts/Completions	377/188	488/281				
Pct. of Completions	49.9	57.4				
Had Intercepted	22	20				
PUNTS/AVERAGE	91/45.3	80/41.6				
NET PUNTING AVG.	36.3	37.2				
PENALTIES/YARDS	120/986	82/666				
FUMBLES/BALL LOST	32/11	29/16				
TOUCHDOWNS	25	45				
Rushing	10	13				
Passing	12	31				
Returns	3	1				
SCORE BY PERIODS	1	2	3	4	OT	Total
COLTS TOTAL	44	86	57	68	9	264
Opp. Total	62	136	54	102	0	354

1983 SPECIAL TEAMS STATISTICS

Players	KICKOFFS		PUNTS		Total
	Tackles	Assists	Tackles	Assists	
Padjen	14	6	8	2	30
Jones	11	5	5	2	23
Kafentzis	11	3	5	2	21
Bracelin	9	4	6	1	20
Odom	5	3	6	5	19
Williams, N.	11	3	3	1	18
Beach	0	0	11	2	13
Williams, K.	2	3	2	3	10
Anderson, K.	6	2	0	0	8
Porter, R.	7	1	0	0	8
Sherwin	0	0	4	3	7
Randle	2	3	0	0	5
Krauss	0	0	3	0	3
Burroughs	0	0	0	1	1
Cooks	0	0	1	0	1
Moore	1	0	0	0	1
Parker	1	0	0	0	1
Stark	0	0	1	0	1
Others *	6	8	5	3	22

Caused Fumbles Bracelin-1
Recovered Fumbles Padjen-1; K. Williams-1

1983 DEFENSIVE STATISTICS

Players	Pos.	Total Tackles	Solo Tackles	Assists	Sacks	Yards
Nesby Glasgow	FS	97	55	42		1-6
Leo Wisniewski	NT	95	50	45		5-41
Vernon Maxwell	LB	92	68	24		11-90
Barry Krauss	LB	92	61	31		1-9
Greg Bracelin	LB	89	64	25		5½-50½
Steve Parker	DE	84	39	45		1½-13
James Burroughs	CB	74	56	18		0-0
Donnell Thompson	DE	70	38	32		4-27
Johnnie Cooks	LB	67	52	15		5-33
Cliff Odom	LB	57	43	14		1-11
Kim Anderson	CB	54	31	23		½-4
Quinton Ballard	DT	42	24	18		2-7
Kendall Williams	CB	34	21	13		1-3
Larry Anderson	S	24	10	14		0-0
Tate Randle	CB	23	17	6		0-0
Mark Kafentzis	S	16	7	9		0-0
Henry Waechter	DE	14	9	5		1½-13½
Ricky Jones	LB	4	1	3		0-0
Others *		95	51	44		1-2

CAUSED FUMBLES

Maxwell-6; Bracelin-2; Glasgow-2; Thompson-2; Ballard-1; Parker-1; Wisniewski-1;

RECOVERED FUMBLES

Parker-3; Anderson-2; Wisniewski-2; Cooks-2; Delaney-1; Krauss-1; Maxwell-1; Odom-1; Burroughs-1; others-1

* OTHERS represents combined statistics of players no longer with Club—Ernie Barnes; Jeff Delaney; Derrick Hatchett; Sanders Shiver; Hosea Taylor; Jim Bob Taylor and Marco Tongue.



Vernon Maxwell led the Colt defense in solo tackles (68), quarterback sacks (11 for 90 yards) and caused fumbles (6) on the way to AP's NFL Defensive Rookie of the Year Award.

1983 GAME-BY-GAME INDIVIDUAL RUSHING STATISTICS

(Carries-Yards-Avg-LG-TD)

Opponents	Dickey	McMillan	Pagel	Moore	Williams, N.
9/14 @NE	17-72-4.2-12-0	13-64-4.9-9-0	1-22-22.0-22-0		2-7-3.5-6-0
9/11 DEN	12-42-3.5-11-0	15-84-5.6-24-0	1-2-2-2-0	5-20-4.0-9-0	1-1-1.0-1-0
9/18 @Buff	18-80-4.4-33t-1	10-39-3.9-12-0	2-27-13.5-27-0		4-3-0.8-2-0
9/25 CHI	20-74-3.7-16-0	21-78-3.7-13-1	4-57-14.3-33-0	1-4-4.0-4-0	1-3-3.0-3-0
10/2 @Cinc	17-64-3.8-13-1	14-59-4.2-12-2	2-22-11.0-12-0	4-18-4.5-9t-1	2-5-2.5-5-0
10/9 NE	16-74-4.6-9-0	11-25-2.3-7-0	6-54-9.0-20-0	4-18-4.5-7-0	3-7-2.3-5-0
10/16 Buff	8-68-8.5-32-0	8-31-3.9-8-0	5-67-13.4-23-0	4-11-2.8-5-0	
10/23 MIA	14-62-4.4-9-0	10-37-3.7-16-0	3-39-13.0-24-0		1-2-2.0-2-0
10/30 @Phila	17-76-4.5-24-0	19-109-5.7-39t-1	3-9-3.0-6-0	13-37-2.8-10-0	1-7-7.0-7-0
11/6 @ NYJ	18-48-2.7-11-1	16-47-2.9-7-0	5-22-4.4-14-0		
11/13 PITTS	14-58-4.1-23-1	11-60-5.5-14-0	1-13-1.3-13-0	1-4-4.0-4-0	2-0-0.0-1-0
11/20 @Mia	9-41-4.6-13-0	11-41-3.7-14-0		2-7-3.5-5-0	6-36-6.0-13-0
11/27 @Cleve	14-38-2.7-8-0	11-50-4.5-13-1	5-38-7.6-16-0	5-33-6.6-13-0	3-2-0.7-4-0
12/4 NYJ	18-123-6.8-56-0	10-13-1.3-4-0	4-14-3.5-10-0	5-8-1.6-3-0	2-4-2.0-3-0
12/11 @Den	19-92-4.8-29-0	10-24-2.4-6-0	8-35-4.4-11-0	9-32-3.6-12-0	
12/18 HOUS	23-110-4.8-18-0	8-41-5.1-26-0	4-24-6.0-18-0	4-13-3.2-13-0	
TOTALS	254-1122-4.4-56-4	198-802-4.1-39t-5	54-441-8.2-33-0	57-205-3.6-13-1	28-77-2.8-13-0

Reed 2-27-13.5-18-0
 Dixon * 5-14-2.8-7-0
 Stark 1-8-8.0-8-0

Krauss
 Herrmann

1-1-1.0-1-0
 1-0-0.0-0-0

vs Denver
 vs Pittsburgh

* no longer with team

1983 GAME-BY-GAME INDIVIDUAL RECEIVING STATISTICS

(Recpt-Yards-LG-TD)

Opponents	Henry	T. Porter	Bouza	Sherwin	Dickey	McMillan	Butler	Oatis	Moore
9/4 @ NE	4-46-17-2	3-43-20-0	3-47-18-0	2-58-30-0	3-32-12-0		2-66-60-0		
9/11 DEN	3-43-20-0	1-13-13-0	1-20-20-0	1-7-7-0	1-27-27-0	2-15-10-0			1-13-13-0
9/19 @ Buff	3-36-17-0	2-47-30-0	1-22-22-0	2-41-25-0	2-79-72-1	2-10-7-0			
9/25 CHI	5-52-19t-1	4-38-16-0	6-83-21-0	1-7-7-0	2-55-31-0				1-16-16-0
10/2 @ Cinc	2-13-0-0	1-19-19-0	3-37-15-0	3-25-13-0	2-23-14-0	1-7-7-0			
10/9 NE	2-10-8-0		1-26-26-0	2-33-26-0	1-68-68t-1	1-0-0-0			
10/16 BUFF		1-3-3-0	2-24-16-0	2-29-21-0			1-52-52t-1		1-8-8-0
10/23 MIA	1-10-10-0	1-5-5-0	1-20-20-0	3-53-29-0	1-12-12-0	5-51-25-0	2-31-20t-1		1-8-8-0
10/30 @ Phila		1-8-8-0	3-57-24-0	1-9-9-0		1-3-3-0	2-15-13-0		
11/6 @ NYJ		2-46-38-0	1-15-15-0	2-19-10-0	2-36-25t-1	2-13-12-0			
11/13 PITTS		3-4- -0	3-34-18-0	2-27-20-0	4-45-27-0		1-9-9-0	1-29-29-0	1-25-25-0
11/20 @ Mia		1-6-6-0		1-26-26-0	2-40-35-0	5-56-27-0	2-14-7-1		
11/27 @ Cleve		4-71-24-0		2-11-6-0	1-11-11-0	3-22-17-1			1-3-3-0
12/4 NYJ	1-24-24-0			1-13-13-0	3-55-43-0			4-59-21-0	1-6-6-0
12/11 @ Den	8-169-90-1	3-32-11-0							
12/18 HOU	1-13-13-0	1-12-12-0						1-9-9-0	
TOTALS	30-416-40t-4	28-384-38-0	25-385-26-0	25-358-30-0	24-483-72t-3	24-195-25-1	10-207-60-3	6-93-25-0	6-38-16-0
Beach		2-28-16-0	vs New York Jets	N. Williams	1-7-7-0	vs Buffalo	Dixon *	1-2-2-0	vs Denver
		2-16-8-0	at Denver		2-32-19-0	at Cleveland			
		1-12-12t-1	vs Houston		1-7-7-0	vs New York Jets			
		5-56-16-1	Totals		4-46-19-0	Totals			

* no longer with team

1983 GAME-BY-GAME INDIVIDUAL PASSING STATISTICS

(Attempts-Completions-Percentage-Yards-LG-Into-Sacks/YD-TD)

Opponents	Mike Pagel	Mark Herrmann	Mark Reed
9/4 at New England Patriots	31-17-54.8%-292-60-2-2/9-1		
9/11 DENVER BRONCOS	25-10-40.0%-120-27-0-4/19-2		
9/18 at Buffalo Bills	26-12-46.1%-235-72t-1-1/10-0		
9/25 CHICAGO BEARS	30-19-63.3%-251-31-1-1/6-2		
10/2 at Cincinnati Bengals	19-12-63.1%-124-19-0-4/26-0		
10/9 NEW ENGLAND PATRIOTS	17-7-41.1%-137-68t-1-2/11-1		
10/16 BUFFALO BILLS	10-2-20.0%-73-52t-1-4/33-2		10-6-60.0%-34-16-0-0/0-1
10/23 MIAMI DOLPHINS	31-15-48.3%-190-29-1-3/17-2		
10/30 at Philadelphia Eagles	18-8-44.4%-92-24-0-3/19-0		
11/6 at New York Jets	17-9-52.9%-129-38-1-4/30-0		
11/13 PITTSBURGH STEELERS	14-6-42.8%-82-25-0-1/7-1		
11/20 at Miami Dolphins		17-9-52.9%-128-30-0-1/4-1	
11/27 at Cleveland Browns	26-15-57.7%-164-24-2-2/18-2	19-9-47.4%-128-35-0-6/58-2	
12/4 NEW YORK JETS	24-13-54.2%-192-43-0-5/28-2		
12/11 at Denver Broncos	27-13-48.1%-217-40t-1-2/16-1		
12/18 HOUSTON OILERS	13-5-38.5%-55-13-1-2/28-1		
TOTALS	328-163-49.7%-2353-72t-12-40/278-17	36-18-50.0%-256-35-0-7/62-3	10-6-60.0%-34-14-0-0/0-1

Jim Bob Taylor
Rohn Stark

2-1-50.0%-20-20-0-0/0-1
1-0-0.0%-0-0-0-0/0-0

(vs. Denver Broncos 9/11/83)
(at Cincinnati Bengals 10/2/83)

COLT LASTS

- 100 Yard Rushing Game:** Curtis Dickey vs Houston (110 yds/23 carries) Dec. 18, 1983.
- 100 Yard Receiving Game:** Bernard Henry at Denver (169 yds/8 receptions) Dec. 11, 1983.
- 300 Yard Passing Game:** Bert Jones vs Cincinnati (310 yds 30/22) Oct. 11, 1981.
- 4 TDs Passing:** Bert Jones vs Miami (Doughty 3,5; Chester 19; McCauley 34) Oct. 9, 1977.
- 4 TDs Rushing & Receiving:** Lydell Mitchell vs Buffalo (6R,11R, 25P,23P) Oct. 12, 1975.
- 3 TDs Rushing:** Don McCauley @ Miami (1R,1R,1R) Nov. 23, 1975.
- 3 TDs Receiving:** Roger Carr vs Cincinnati (68,22,65) Sept. 19, 1976.
- 5 FG Game:** Raul Allegre at Philadelphia (38,39,37,42,30) Oct. 30, 1983.
- 3 Interception Game:** Lyle Blackwood vs NY Jets (37,5,22) Nov. 20, 1977.
- Interception Return for TD:** Kim Anderson vs Houston (71 yards) Dec. 18, 1983.
- Kickoff Return for TD:** Joe Washington @ New England (90 yds) Sept. 18, 1978.
- Punt Return for TD:** Nesby Glasgow @ New England (75 yds) Nov. 17, 1979.
- Fumble Return for TD:** Johnnie Cooks vs Denver (52 yds) Sept. 11, 1983.
- Blocked Punt for TD:** Larry Braziel @ Cleveland (17 yds) Sept. 16, 1979.

1983 SEASON LONGEST GAINERS

LONGEST SCORING RUN FROM SCRIMMAGE

- Colts: 39 yards Randy McMillan at Philadelphia Eagles 10/30
Opp: 11 yards Walter Abercrombie vs Pittsburgh Steelers 11/13

LONGEST NON-SCORING RUN FROM SCRIMMAGE

- Colts: 56 yards Curtis Dickey vs New York Jets 12/4
Opp: 77 yards Robert Weathers at New England Patriots 9/4

LONGEST SCORING PASS COMPLETION

- Colts: 72 yards Mike Pagel to Curtis Dickey at Buffalo Bills 9/18
Opp: 85 yards Dan Marino to Mark Duper at Miami Dolphins 11/20

LONGEST NON-SCORING PASS COMPLETION

- Colts: 60 yards Mike Pagel to Ray Butler vs New England Patriots 9/4
Opp: 64 yards Dan Marino to Mark Duper vs Miami Dolphins 10/23

LONGEST SCORING INTERCEPTION RETURN

- Colts: 71 yards Kim Anderson vs Houston Oilers 12/18
Opp: None

LONGEST NON-SCORING INTERCEPTION RETURN

- Colts: 41 yards Tate Randle vs New York Jets 12/4
Opp: 34 yards Louis Wright at Denver Broncos 12/11

LONGEST NON-SCORING PUNT RETURN

- Colts: 50 yards Ricky Porter at Cincinnati Bengals 10/2
Opp: 55 yards Ricky Smith at New England Patriots 9/4

LONGEST NON-SCORING KICKOFF RETURN

- Colts: 90 yards Kendall Williams at Cincinnati Bengals 10/2
Opp: 38 yards Preston Brown at New York Jets 11/6

LONGEST PUNT

- Colts: 68 yards Rohn Stark at Denver Broncos 12/11
Opp: 64 yards Reggie Roby at Miami Dolphins 11/20

LONGEST SUCCESSFUL FIELD GOAL

- Colts: 55 yards Raul Allegre at Denver Broncos 12/11
Opp: 45 yards Bob Thomas vs Chicago Bears 9/25

LARGEST GAME ATTENDANCE

- Colts: 57,319 vs Pittsburgh Steelers 11/13
Opp: 74,854 at Denver Broncos 12/11

1983 GAME-BY-GAME STATISTICS-TEAM

OFFENSE

OPPONENTS	FIRST DOWNS			NET OFF			RUSHING			PASSING			Att/Com/TD/I	PEN No-Yds	PUNTS No-Avg			
	T	R	P	T	P	Pen	T	P	Att	Net	Sacks	Gross						
9/04 @NE	18	8	9	455	69	1	172	36	36	283	2-9	292	31	17	2	1	12-82	4-54.5
9/11 Den	13	7	6	271	67	0	150	36	36	121	4-19	140	27	11	0	3	10-79	10-46.2
9/18 @Buf	17	7	7	372	58	3	147	31	31	225	1-10	235	26	12	1	0	15-153	5-52.2
9/25 Chi	27	12	13	461	81	2	216	50	50	245	1-6	251	30	19	1	2	5-40	6-46.6
10/02 @Cin	19	13	6	264	62	0	166	38	38	98	4-26	124	20	12	0	0	4-31	5-44.4
10/09 NE	13	9	3	302	58	1	176	39	39	126	2-11	137	17	7	1	1	5-40	7-43.1
10/16 Buf	13	8	4	284	54	1	211	30	30	73	4-34	107	20	8	0	3	8-72	5-42.0
10/23 Mia	17	10	7	311	61	0	130	27	27	173	3-17	173	31	15	1	2	6-45	7-44.6
10/30 @Pha	17	13	4	306	74	0	233	53	53	73	3-19	92	18	8	0	0	6-78	5-39.2
11/6 @NYJ	15	7	8	231	62	0	132	41	41	99	4-30	129	17	9	1	0	5-40	7-41.0
11/13 Pit	16	9	7	334	61	0	135	28	28	199	2-11	210	31	15	0	2	6-35	4-48.3
11/20 @Mia	9	5	3	159	49	1	89	24	24	70	6-58	128	19	9	0	2	5-56	7-49.4
11/27 @Cle	23	12	9	341	69	2	195	41	41	146	2-18	164	26	15	2	2	8-56	5-46.4
12/04 NYJ	19	9	9	324	69	1	160	40	40	164	6-28	192	24	13	0	2	2-15	3-39.8
12/11 @Den	19	9	9	388	77	1	187	48	48	201	2-16	217	27	13	1	1	16-96	6-46.3
12/18 Hou	14	8	4	215	54	2	188	39	39	27	2-28	55	13	5	2	1	7-68	5-42.0

DEFENSE

OPPONENTS	FIRST DOWNS			NET OFF		RUSHING		PASSING		Att/Com/TD/I	PEN No-Yds	PUNTS No-Avg					
	T	R	P	Pen	T	P	T	Att	Net				Sacks	Gross			
9/04 @NE	19	8	8	3	422	68	222	35	200	7-57	257	26	13	2	1	5-37	2-47.0
9/11 Den	15	4	10	1	104	67	327	30	223	5-41	267	32	18	1	1	6-30	10-42.8
9/18 @Buf	27	13	11	3	145	70	322	42	177	1-12	189	27	18	3	0	6-45	5-42.2
9/25 Chi	15	4	9	2	103	61	330	22	227	3-15	242	36	16	1	2	8-68	7-40.9
10/02 @Cin	21	7	12	2	80	56	397	23	317	2-23	340	31	22	3	2	5-25	3-42.3
10/09 NE	20	6	14	0	161	71	403	33	242	4-28	270	34	19	1	2	5-45	4-48.3
10/16 Buf	23	8	12	3	171	70	401	39	230	0-0	230	31	21	3	0	4-45	4-45.3
10/23 Mia	14	8	5	1	115	61	272	43	157	0-0	157	18	11	2	0	2-10	8-39.8
10/30 @Pha	16	6	9	1	101	50	284	24	183	2-22	205	24	14	2	2	4-30	3-38.0
11/06 @NYJ	18	7	10	1	102	70	298	27	196	4-31	227	39	22	2	2	6-45	4-37.3
11/13 Pit	24	13	8	3	214	74	366	48	152	3-21	176	23	13	2	1	1-5	5-43.2
11/20 @Mia	23	11	10	2	169	64	409	43	240	0-0	240	24	14	1	0	5-38	4-46.8
11/27 @Cle	22	7	12	3	110	60	417	26	307	1-6	313	33	20	3	0	4-62	4-42.5
12/04 NYJ	20	13	7	0	151	64	283	35	132	1-6	138	28	15	1	3	8-65	5-36.0
12/11 @Den	19	2	14	3	45	62	352	12	307	5-38	345	45	23	3	0	5-51	7-40.9
12/18 Hou	25	6	15	4	188	39	361	39	236	3-16	252	40	23	1	3	9-75	5-37.8

HISTORY OF THE COLTS

Professional football came to Indianapolis March 29, 1984, Colts owner Robert Irsay having moved the historic NFL franchise from Baltimore to Indianapolis—the friendly heart of the midwest.

The roots of the franchise go back to December 28, 1946, when the bankrupt Miami Seahawks of the All-America Football Conference were purchased and relocated in Baltimore by a group headed by Bob Rodenberg. As the result of a contest in Baltimore, won by Charles Evans of Middle River, Md., the team was renamed the "Colts."

On September 7, 1947, wearing green and silver uniforms, the Colts under Head Coach Cecil Isbell (formerly an All-American player and coach at Purdue University) won their initial AAFC game, 16-7, over the Brooklyn Dodgers. The team concluded its inaugural season before a record Baltimore crowd of 51,583 losing to the New York Yankees, 21-7. The Colts finished the year with a 2-11-1 record good for a fourth place finish in the Eastern Division.

The Colts completed the 1948 season with a 7-8 record, tying the Buffalo Bills for the division title. The Colts compiled a 1-11 slate in 1949. The All-America Football Conference and the National Football League merged in 1950 and the Colts became a member of the NFL. After posting a 1-11 record for the second consecutive year, the franchise was dissolved by the league on January 18, 1951 because of its failing financial condition.

After two full seasons without professional football, NFL Commissioner Bert Bell challenged the franchise in December of 1952 to sell 15,000 season tickets within six weeks in order to re-enter the NFL. That 15,000-ticket quota was reached in four weeks and three days.

On January 23, 1953, under the principal ownership of Carroll Rosenbloom, the NFL's Dallas Team franchise was moved to Baltimore where, keeping the "Colts" nickname, the Texan team colors of blue and white were inherited.

Before their first NFL season, the "new" Baltimore Colts engineered one of the biggest trades in sports history. In a deal with the Cleveland Browns involving 15 players, Baltimore received 10 Browns in exchange for five Colts. Among the players who came to Baltimore in the deal were Don Shula, Bert Rechichar, Carl Taseff and Art Spinney. These players helped the Colts open the 1953 NFL season with a 13-9 upset of the Chicago Bears in a game where Bert Rechichar set a then-NFL record with a 56-yard field goal.

In 1954, the Colts hired Weeb Ewbank as head coach. Ewbank would guide the Colts for the next nine seasons (the longest tenure of any Colt head coach) and lead the club to its first divisional and world championships.

On November 30, 1958, the Colts clinched their first Western Division title with a 35-27 win over San Francisco before a record home sellout crowd of 57,557. Four weeks later, Baltimore won its first World Championship, downing the New York Giants, 23-17, in the fabled "sudden-death" overtime contest at Yankee Stadium. The Colts repeated as champion in 1959, clinching their second Western Division crown and defeating the Giants, 31-16 in Baltimore for the World Title.

In January 1963, Don Shula replaced Weeb Ewbank as the team's third head coach since 1953. During the 1963 campaign, quarterback John Unitas led the Colts offense to eight team records and set a then-NFL individual passing mark of 237 completions. The Colts won a club record eleven consecutive games in 1964, enroute to clinching their third Western Conference title and first under Shula. During that campaign, Raymond Berry caught his

506th career pass and Lenny Moore scored 20 touchdowns, both NFL records at the time. The following year, Baltimore tied Green Bay for the Western Conference title. With halfback Tom Matte quarterbacking the club because of injuries to John Unitas and Gary Cuozzo, the Colts lost a controversial 13-10 "sudden-death" playoff contest to the Packers.

Under Shula, Baltimore made its first Super Bowl appearance in 1968. The club finished first in the Coastal Division with a 13-1 mark then defeated Minnesota, 24-14, in the Western Conference Championship game and blanked Cleveland, 34-0, for the NFL Championship. The team went on to face the American Football League Champion New York Jets in Super Bowl III, losing a 16-7 upset.

In May of 1969, the NFL merged with the AFL and Baltimore, Pittsburgh and Cleveland joined the old AFL teams to form the American Football Conference of the NFL. For the 1970 season, the Colts were situated in the Eastern Division of the AFC and on September 20, the club won its first AFC game, 16-14 over San Diego. In mid-December, Baltimore clinched its first Eastern Division Championship with a 20-14 win at Buffalo, then defeated Cincinnati and Oakland in the playoffs to win the AFC Championship. On January 17, 1971, the Colts defeated the Dallas Cowboys in Super Bowl V, 16-13, on Jim O'Brien's 32-yard field goal with five seconds remaining in the game.

In July, 1972, the Colts came under new ownership as Robert Irsay acquired the club from Carroll Rosenbloom in exchange for the Los Angeles Rams.

In 1974, two young Colt stars established NFL records as runningback Lydell Mitchell carried the ball 40 times against the New York Jets at Shea Stadium and quarterback Bert Jones completed 17 consecutive passes against the same Jet club later in the season. Mitchell set another mark that season, winning the league pass receiving title with 72 receptions.

In 1975, Mitchell would continue his record-setting pace by becoming the first runningback in Colt history to rush for 1,000 yards, gaining 1,193 yards on 289 carries.

After posting a 2-12 record in 1974, Baltimore's fortunes began to change with the hiring of Ted Marchibroda as head coach in February, 1975. Marchibroda led the Colts to three consecutive Eastern Division titles before posting back-to-back 5-11 seasons in 1978-79.

The Colts named Mike McCormack to replace Marchibroda as head coach in January, 1980. Shortly thereafter, the Club moved its headquarters to a new \$5 million office/training complex in Owings Mills, Maryland. The Colts improved to a 7-9 record in 1980 before recording the worst record in Club history with a 2-14 slate in 1981.

On December 21, 1981, the Colts named Frank Kush to replace McCormack as Head Coach. In addition, Club owner Robert Irsay announced the appointment of Ernie Accorsi as General Manager on May 16, 1982.

Under Kush's guidance, the Colts recorded their first winning preseason record (3-2) since 1970. After two weeks of regular season play, a players' strike resulted in the loss of seven games per team from the 1982 schedule and each team played a nine game schedule. The Colts finished the season with a record of 0-8-1.

The Colts received the first selection in the April 26, 1983 NFL draft and selected Stanford quarterback John Elway. Six days later on May 2, the Colts traded Elway to Denver in exchange for the Broncos' 1983 first round choice, offensive tackle Chris Hinton, along with quarterback Mark Herrmann and Denver's first round choice in the 1983 NFL draft.

As Coach Frank Kush's program became established in 1983, the Colts forged the biggest turnaround in NFL history for a team that had gone winless the previous season. The 1983 Colts were

6-4 after week 10 and then went 7-9 on the season. The Chris Hinton acquisition proved successful as the rookie earned a starting berth at offensive guard for the AFC in the Pro Bowl. The Colts' running game came together as Curtis Dickey and Randy McMillan combined for just shy of 2,000 yards rushing to rank first in the AFC and second in the NFL.

In 30 years of National Football League competition, the Colts have posted a 232-199-7 record, including three World Championships and 10 Conference or Divisional titles. The Colts' regular season victory total of 222 is the third highest of any NFL club over the last three decades.

The success of the Colt franchise is exemplified by the number of Colts who have been inducted into the Pro Football Hall of Fame. A total of six players have been selected for enshrinement including Raymond Berry, Art Donovan, Gino Marchetti, Lenny Moore, Jim Parker, John Unitas and Head Coach Weeb Ewbank.

HISTORICAL HIGHLIGHTS

December 28, 1946—Bankrupt Miami Seahawks franchise of All-America Football Conference is moved to Baltimore. Bob Rodenberg heads purchasing group and team renamed Colts via fan contest.

February 10, 1947—Cecil Isbell named head coach.

September 7, 1947—Colts win inaugural AAFC game, defeating Brooklyn Dodgers 16-7 before 27,418 fans at Baltimore Stadium.

September 28, 1947—New York Yankees defeat Colts 21-7 before a then-record Baltimore crowd of 51,583. Colts place fourth in Eastern Division with 2-11-1 record, while drawing 199,661 fans.

Spring, 1948—Colts reorganize with over 200 stockholders. Jake Embry named president and Walt Driskill, general manager.

December 12, 1948—Buffalo Bills win playoff game for Eastern Division title in Baltimore 28-17 in game marked by near riot. Colts finish 7-8 under Isbell. Dick Barwegen named all-league guard and attendance totals 244,502.

Spring, 1949—Driskill succeeds Embry as president, while continuing as general manager.

Fall, 1949—Isbell fired after first four games and Driskill named coach. Team finishes seventh in Eastern Division with 1-11 record. Barwegen again named all-league.

December 9, 1949—National Football League and AAFC reach "peace" agreement and Colts enter NFL for 1950 season.

December 18, 1949—Abraham Watner named Colts' president.

Spring, 1950—Clem Crowe named head coach.

December 10, 1950—Colts conclude 1-11 season with 15-14 defeat to Yanks at Yankee Stadium. Yanks will later become the Baltimore Colts.

January 18, 1951—Watner withdraws franchise and is paid \$50,000 for players by NFL.

- December 3, 1952**—Commissioner Bert Bell, addressing Advertising Club, issues challenge to Colts fans to sell 15,000 season tickets in six weeks to re-enter NFL.
- December 8, 1952**—Ticket drive officially begins with quota reached in four weeks, three days.
- January 11, 1953**—Carroll Rosenbloom, with 52 per cent control, heads ownership group including William F. Hilgenberg, Zanvyl Krieger, Thomas Mullan, Sr., and R. Bruce Livie.
- January 23, 1953**—Dallas Texan franchise moved to Baltimore, Don Kellett named president and general manager and Keith Molesworth, head coach.
- March 25, 1953**—Baltimore and Cleveland put together one of the biggest deals in sports history, a trade which involved 15 players. The Colts acquired 10 ex-Browns in exchange for five Colts. Players acquired by the Colts were quarterback Harry Agganis, tackle Dick Batten, end Gern Nagler, halfback Bert Rechichar, guard Ed Sharkey, tackle Stu Sheetz, halfback Don Shula, end Art Spinney, halfback Carl Taseff and guard Elmer Willhoite. Going to the Browns were linebacker Tom Catlin, tackle Don Colo, guard Hershel Forrester, tackle Mike McCormack and half John Petibon.
- September 27, 1953**—Colts upset Chicago Bears 13-9 in NFL opener at Memorial Stadium before 23,715 fans.
- Spring, 1954**—Weeb Ewbank named head coach.
- February 4, 1957**—Carroll Rosenbloom named president.
- November 2, 1958**—Colts record club's first shutout, 56-0 over Green Bay Packers, to win sixth straight game and also set club record for largest margin of victory.
- November 16, 1958**—Colts defeat Chicago 17-0, marking first shutout for Bears in 149 games.
- November 30, 1958**—Colts clinch first Western Division title 35-27 over San Francisco before second straight record home sellout crowd of 57,557.
- December 28, 1958**—Colts defeat New York Giants 23-17 at Yankee Stadium in "sudden death" game for World Championship.
- December 12, 1959**—Colts score 24 fourth quarter points to rally from 10-point deficit and defeat Los Angeles 45-26 at the Coliseum for second Western Division championship.
- December 27, 1959**—Colts beat New York Giants 31-16 in Baltimore for second straight World Championship.
- December 11, 1960**—Touchdown passing streak by John Unitas snapped by Los Angeles at NFL record 47 games.
- January 8, 1963**—Don Shula relieves Weeb Ewbank as team's third head coach since 1953. Gino Marchetti and Bill Pellington later named first player-coaches.
- December 15, 1963**—John Unitas concludes season with eight team and one then-NFL record of 237 completions.
- January 20, 1964**—Carroll Rosenbloom purchases all remaining stock to gain full ownership.
- November 22, 1964**—Colts win club record 10th straight game, 24-7 over Rams in Los Angeles, to clinch third Western Conference title.
- December 13, 1964**—Raymond Berry catches 506th career pass against Washington and Lenny Moore scores

20th touchdown of season, both NFL records at the time.

- December 27, 1964**—Browns defeat Colts 27-0 in NFL title game in Cleveland.
- December 26, 1965**—Packers edge Colts 13-10 in "sudden death" playoff for Western Conference crown. Tom Matte quarterbacks club in absence of injured John Unitas and Gary Cuozzo.
- June 8, 1966**—NFL and American Football League announce merger for 1970.
- January 23, 1967**—Don Kellett retires and Joe Campanella succeeds as general manager.
- February 15, 1967**—Joe Campanella, Colts GM passes away.
- March 17, 1967**—Publicity Director Harry Hulmes named general manager.
- November 5, 1967**—Colts score two late touchdowns to defeat world champion Packers 13-10 and snap five-game series losing string.
- December 17, 1967**—Unbeaten in 13 games (11-0-2), Colts drop final game of season in Los Angeles 34-10 to miss playoffs.
- August 3, 1968**—Art Donovan becomes first Colt to be included into Pro Football Hall of Fame.
- December 8, 1968**—Colts win Coastal Division title by virtue of Chicago's 17-16 win over Los Angeles. Colts defeated Green Bay 16-3 day before.
- December 22, 1968**—Colts defeat Minnesota 24-14 for Western Conference crown.
- December 29, 1968**—Colts shutout Cleveland 34-0 for NFL championship and first title since 1958-59.
- January 12, 1969**—New York Jets defeat Colts 16-7 in Super Bowl III at Orange Bowl.
- May 17, 1969**—Baltimore, Pittsburgh, and Cleveland join old AFL teams to form American Football Conference as NFL realigns.
- January 6, 1970**—Don Klosterman named general manager.
- April 3, 1970**—Don McCafferty succeeds Don Shula as head coach. Schula quit to become head coach of Miami Dolphins.
- September 20, 1970**—Baltimore wins first AFC game, 16-14 over San Diego, in realigned NFL.
- December 13, 1970**—Colts clinch Eastern Division; championship with 20-14 win at Buffalo.
- December 26, 1970**—Colts win AFC Divisional Playoff game with Cincinnati Bengals, 17-0.
- January 3, 1971**—Colts defeat Oakland 27-17 to win AFC championship.
- January 17, 1971**—Colts win first AFC-NFC Super Bowl 16-13 over Dallas on Jim O'Brien's 32-yard field goal with five seconds to play at Orange Bowl.
- March 18, 1971**—Steve Rosenbloom named president and Carroll Rosenbloom, chairman of the board.
- January 2, 1972**—Miami defeats Baltimore 21-0 in AFC title game at Orange Bowl. Colts qualified for playoffs as wild card team and defeated Cleveland 20-3 in AFC playoffs.
- July 26, 1972**—Robert Irsay acquires Colts from Carroll Rosenbloom in exchange for Los Angeles Rams. Joe Thomas named Vice President and General Manager.
- July 29, 1972**—Gino Marchetti inducted into Pro Football

Hall of Fame, joining Art Donovan.

- October 16, 1972**—John Sandusky replaced Don McCafferty as head coach after fifth game of season.
- January 22, 1973**—John Unitas goes to San Diego.
- February 14, 1973**—Howard Schnellenberger named head coach.
- July 28, 1973**—Raymond Berry and Jim Parker inducted into Pro Football Hall of Fame.
- September 29, 1974**—Joe Thomas replaces Howard Schnellenberger as head coach.
- October 20, 1974**—Lydell Mitchell establishes NFL single game record of 40 carries (156 yards) in 35-20 win over New York Jets at Shea Stadium.
- December 15, 1974**—Bert Jones completes NFL record 17 consecutive passes and Lydell Mitchell wins league pass catching title with 72 receptions, record then for running backs.
- January 15, 1976**—Ted Marchibroda named head coach.
- August 2, 1975**—Lenny Moore inducted into Pro Football Hall of Fame.
- December 7, 1975**—Lydell Mitchell rushes 119 yards against New York Giants at Shea Stadium to become first Colt running back to rush for 1,000 yards in a season.
- December 14, 1975**—Colts defeat Miami 10-7 on Toni Linhart's 31-yard field goal with 2:16 left to play in overtime.
- December 21, 1975**—Colts complete greatest turnaround season in NFL history with ninth straight win, defeating New England 34-21 at Memorial Stadium to finish 10-4 and win Eastern Division title.
- December 12, 1976**—Baltimore for the second consecutive year captured the AFC Eastern Division Championship after defeating Buffalo 58-20 in last home game of regular season.
- January 25, 1977**—Colts name Dick Szymanski, former Club director of Pro Personnel as General Manager; Ernie Accorsi, a former Colt PR Director, named to the post of Assistant General Manager.
- November 20, 1977**—Lydell Mitchell breaks Lenny Moore's career rushing record of 5174 yds. Mitchell ended the '77 season with 5487 yds.
- December 18, 1977**—Colts defeat New England in the season finale 30-24 to clinch their third consecutive AFC Eastern Divisional title with a 10-4 record. The Colts winning TD came on a 88 yard drive, the longest in Colts history.
- July 29, 1978**—Weeb Ewbank inducted into the Pro Football Hall of Fame.
- March 28, 1979**—Ground breaking ceremonies held at new training facility site in Owings Mills, Md.
- July 28, 1979**—John Unitas inducted into the Pro Football Hall of Fame.
- December 16, 1979**—Joe Washington sets team record with 82 receptions to lead NFL.
- January 16, 1980**—Mike McCormack named Head Coach.
- February 26, 1980**—Grand opening of new Colts training complex.
- May 2, 1981**—Over 14,000 fans visit Colts training complex during first-ever open house.
- December 21, 1981**—Frank Kush named Head Coach.
- May 16, 1982**—Ernie Accorsi named General Manager.

September 20, 1982—After two weeks of regular season play, the NFL Players Association called a players' strike at 12:00 midnight (ET). It was the first in-season work stoppage in league history. The regular season resumed on Sunday and Monday, November 20-21. Eight weekends of the 16-week regular season were not played as scheduled. A ninth weekend of 14 games was rescheduled and played on Sunday and Monday, January 2-3, 1983. A total of 98 games were erased by the strike.

April 26, 1983—Colts select Stanford QB-John Elway with the first pick in the 1983 NFL draft.

May 2, 1983—Colts trade John Elway to Denver in exchange for Broncos' 1983 number one draft choice, OT-Chris Hinton, along with QB-Mark Herrmann and Denver's first round selection in the 1984 NFL draft.

December 18, 1983—Colts complete season at 7-9, marking the biggest turnaround in NFL history for a team that had gone winless the previous season.

March 29, 1984—Colts in Indianapolis

April 18, 1984—Indianapolis Colts tickets offered for sale. Over-whelming response yields 143,000 season ticket requests in two weeks.

April 26, 1984—Jim Irsay named general manager.

THE FAMILY TREE

Franchise

Years	Club Name	Home Field
1944-48	Bost Yanks (Founded by Kate Smith and Ted Collins)	Fenway Park
1949	New York Bulldogs	Polo Grounds
1950-51	New York Yanks	Yankee Stadium
1952	Dallas Texans	Cotton Bowl
1953-83	Baltimore Colts	Memorial Stadium
1984-	Indianapolis Colts	Hoosier Dome

HALL OF FAME COLTS

RAYMOND BERRY, End, 6-2, 187, SMU

Retired in 1967 as the leading pass receiver in NFL history (now ranks second) with 631 receptions...selected as a "future" choice in the 20th round of the 1954 draft by the Colts... named all-pro three times (1958-60) and played in five Pro Bowl games...led NFL in receiving in 1958-60...holds NFL championship game records for yardage (178) and receptions (12), which he set in the 1958 "sudden death" title game against the New York Giants...last career touchdown reception came against Dallas at Memorial Stadium on December 3, 1967 and covered five yards...born February 27, 1933 in Corpus Christi, Texas...attended Paris (Texas) High School...inducted in the Hall of Fame, July 28, 1973.



Year - Team	GP	No	Yds	Avg	LG	TD
1955 - Balt.	12	13	206	15.8	45	0
1956 - Balt.	12	37	601	16.2	54	2
1957 - Balt.	12	47	800	17.0	67t	6
1958 - Balt.	12	56	794	14.2	54	9
1959 - Balt.	12	66	959	14.5	55t	14
1960 - Balt.	12	74	1298	17.5	70t	10
1961 - Balt.	12	75	873	11.6	44	0
1962 - Balt.	14	51	687	13.5	37	3
1963 - Balt.	9	44	703	16.0	64t	3
1964 - Balt.	12	43	663	15.4	46	6
1965 - Balt.	14	58	739	12.7	40	7
1966 - Balt.	14	56	789	14.0	40t	7
1967 - Balt.	7	11	167	15.1	40	1
TOTALS	153	631	9278	14.7	70t	68

ART DONOVAN, Defensive Tackle, 6-3, 265, Boston College

The first Colt to enter the Hall of Fame, Donovan was inducted August 3, 1968...played from 1953-61 with the current Colt franchise and with Baltimore in 1950, the New York Yanks, 1951, and Dallas Texans, 1952...all-pro 1954-57 and played in the Pro Bowl game five times...one of the most popular Colts of all time...attended Notre Dame for one year, entered the Marines during World War II, and switched to Boston College after his service discharge...lettered four years (1946-49) as a tackle and was named All-East in 1948-49...reported to training camp in 1962, but announced his retirement at age 37, before the season opened...he was honored and his jersey number, 70, retired in an emotional ceremony at Memorial Stadium on September 16, 1962...attended St. Michael High School in New York City, where he was born June 5, 1925 in the Bronx...lives with his family in Towson, Maryland.



WEEB EWANK, Head Coach 1954-62

Ewbank led the Colts to consecutive World Championships in 1958 and 1959...defeated the N.Y. Giants 23-17 in sudden death overtime thriller called "the greatest game ever played" ...beat the Giants again in '59 31-16 to win second world title...had a career mark of 59-52-1 in 9 seasons with Colts...left Baltimore in '62 to become head coach of the N.Y. Jets...led the Jets to a Super Bowl Championship in '68 defeating the Colts 16-7 in Super Bowl III...had a career coaching record in New York of 71-77-6, giving him a career record of 130-129-7 for 20 years in the NFL/AFL...his 4-1 postseason mark gives him 134 career victories to rank 10th on the all-time list...is the only coach in NFL history to win world championships in both the NFL and AFL...nine years as head coach of the Colts is the longest coaching tenure in Colts history...born in Richmond, Indiana on May 6, 1907...attended Richmond High School where he was a three sport-star...graduated from Miami of Ohio in 1928...Coached basketball for 13 years at Miami...coached with Paul Brown at the naval base at Great Lakes...rejoined Brown in '49 as the Cleveland Browns tackle coach...joined the Colts in 1954 succeeding Keith Molesworth.



GINO MARCHETTI, Defensive End, 6-4, 245, San Francisco

Marchetti, acclaimed as the greatest defensive end in pro football history during the 1969 NFL 50th anniversary, was inducted into the Hall of Fame on July 29, 1972...named all-pro nine consecutive seasons (1956-64) and played in every Pro Bowl game from 1954 through 1964, with the exception of the 1958 game, which he missed with a broken ankle suffered in the "sudden death" championship game against the New York Giants...announced retirement after the 1963 season, in which he also served as an assistant coach, but reconsidered and played in 1964...retired again following the 1964 season, but returned to play in four games in 1966, when the Colts suffered heavy injuries in the defensive line...played his final game on December 18, 1966 in San Francisco...fought in the "Battle of the Bulge" during World War II at the age of 18, after graduating from Antioch (Calif.) High School...was a 1951 All-West Coast tackle selection at San Francisco and played in the East-West and College All-Star games...born January 2, 1927 in Smithers, West Virginia...makes his home with his family in Devon, Pa.



Raymond Berry was inducted into the Hall of Fame in 1973

LENNY MOORE, Running Back & Flanker, 6-1, 190, Penn State

Moore entered the Hall of Fame on August 2, 1975...retired in 1967 with 12,451 combined net yards in a 12-year career to rank 9th among the all-time NFL leaders...he gained 5174 yards rushing and 6039 yards on 363 receptions along with 1180 yards on kickoff returns and 56 yards on punt returns...scored 678 points on 113 touchdowns with stretches of 18 straight games scoring at least one touchdown and 11 straight scoring at least one touchdown rushing; both are NFL records...gained All America honors at Penn State and was the number one draft pick of the Colts in 1956...was named 1956 Rookie of the Year...selected Comeback Player of the Year and Most Valuable Player in 1964, when he scored 20 touchdowns, after many thought his career had ended...born November 25, 1933 in Reading, Pa., and attended Reading High School...lives with his wife and children in Baltimore.



Year - Team	RUSHING						RECEIVING				
	GP	No	Yds	Avg	LG	TD	No	Yds	Avg	LG	TD
1956 - Balt	12	86	649	7.5	79t	8	11	102	9.3	27	1
1957 - Balt	12	98	488	5.0	55t	3	40	687	17.2	82t	7
1958 - Balt	12	82	598	7.3	73t	7	50	938	18.8	77t	7
1959 - Balt	12	92	422	4.6	31t	2	47	846	18.0	71	6
1960 - Balt	12	91	374	4.1	57t	4	45	936	20.8	80t	9
1961 - Balt	13	92	648	7.0	54t	7	49	728	14.9	72t	8
1962 - Balt	10	106	470	4.4	25	2	18	215	11.9	80t	2
1963 - Balt	7	27	136	5.0	25t	2	21	288	13.7	34	2
1964 - Balt	14	157	584	3.7	32t	16	21	472	22.5	74t	3
1965 - Balt	12	133	464	3.5	28t	5	27	414	15.3	52t	3
1966 - Balt	13	63	209	3.3	18	3	21	260	12.4	36	0
1967 - Balt	14	42	132	3.1	21	4	13	153	11.8	37	0
TOTALS	143	1069	5174	4.8	79t	63	363	6039	16.6	82t	48

Kick-Off Returns: 49 - 1180 - 24.1 - 92t - 1

Punt Returns: 14 - 56 - 4.0 - 15 - 0

JIM PARKER, Guard and Tackle, 6-3, 272, Ohio State

A member of both the Professional and National Football Foundation Halls of Fame... the Colts first draft pick in 1957, after twice being named All-America (1955-56) as a guard at Ohio State...winner of the 1956 Outland Trophy as the nation's outstanding lineman... also played linebacker collegiately...his 1954 team won the Rose Bowl and the national championship...named to the modern all-time All-America college football team in 1969, which was selected as part of the 100th anniversary of college football...was all-pro eight consecutive seasons (1958-65) and played in the Pro Bowl following each of those seasons...started as the left tackle for the Colts, was moved in 1962 to left guard, and back to tackle in 1966...announced retirement near end of the 1967 season in which he only played in three games because of a leg injury...played in 139 consecutive games, the second longest string in Colt history...streak ended when he missed the Colts game with San Francisco at Memorial Stadium on Oct. 10, 1967...born April 3, 1934 in Macon, Georgia and attended Scott High School in Toledo, Ohio...lives with his family in Baltimore.





JOHN UNITAS, QB, 6-1, 196, Louisville
 1973 was the end of an era in the NFL. John Unitas, the greatest quarterback ever to put on shoulder pads, retired. After 18 years, Unitas left the game with a helmet full of records.

He was the first quarterback to pass for more than 40,000 yards. His NFL records include most consecutive seasons leading the league in touchdown passes (4) and most consecutive games with a TD pass (47), a feat that rivals Joe

DiMaggio's 56 game hitting streak.

He ended his career ranked number one in NFL history in six categories: most passes attempted (5,186), most passes completed (2,830), most yards gained passing (40,239), most seasons 3,000 yards or more passing (3), most games with 300 yards or more passing (26) and most touchdown passes (290).

He also set several post-season marks including highest career completion percentage (62.9) and most yards gained in championship play (1,177).

In his 17 seasons with the Colts, he established 22 records. During his stay in Baltimore, Unitas was named the NFL's Most Valuable Player three times and played in 10 Pro Bowls, the most ever by a Colt. He was 5 times named All-Pro.

With Unitas calling signals, the Colts won World Championships in 1958 and 1959 and the Super Bowl title in 1970.

Unitas opened his quarterbacking career with the Colts throwing an interception for a TD to J.C. Caroline of the Bears on October 21, 1956. He ended his career with the Colts by throwing a TD to Eddie Hinton on December 3, 1972. Between those two passes he provided an entire generation of football fans with memories and moments that they will never forget.

- 1956 Called the "Cinderella Kid" sets NFL mark for completion percentage by a rookie 55.6%
- 1957 Throws for 2,550 yds and 24 TDs and is named NFL MVP.
- 1958 Led Colts to 23-17 overtime win against N.Y. Giants for World Championship.
- 1959 Throws record 32 TDs and leads team to second World Championship
- 1960 Streak of 47 consecutive games with a TD pass ends. Sets an NFL record of 3,099 yds passing.
- 1963 Completes 237 passes for NFL record.
- 1964 Named the NFL's MVP, had only 6 of 305 pass attempts intercepted.
- 1966 Tops NFL record for career TDs with 232 and most yards gained passing 29,539.
- 1967 Leads the team to a 11-1-2 record and wins his third MVP award in the NFL.
- 1969 Named the NFL's greatest quarterback in honor of the 50th Anniversary of the league. Named the player of the decade by the Associated Press.
- 1970 Leads the team to its first AFC championship. Suffers a rib injury in the first half of the Colts 16-13 Super Bowl win over the Dallas Cowboys.
- 1973 Career ends with 40,239 yds passing on 5,186 attempts and 2,830 completions with 290 TDs, all NFL records.

Year - Team	Att	Comp	Yards	Pct.	TD	Int
1956 - Balt.	198	110	1498	55.6	9	10
1957 - Balt.	301	172	2550	57.1	24	17
1958 - Balt.	263	136	2007	51.7	19	7
1959 - Balt.	367	193	2899	52.6	32	14
1960 - Balt.	378	190	3099	50.3	25	24
1961 - Balt.	420	229	2990	54.5	16	24
1962 - Balt.	389	222	2967	57.1	23	23
1963 - Balt.	410	237	3481	57.8	20	12
1964 - Balt.	305	158	2824	51.8	19	6
1965 - Balt.	282	164	2530	58.2	23	12
1966 - Balt.	348	195	2748	56.0	22	24
1967 - Balt.	436	255	3428	58.5	20	16
1968 - Balt.	32	11	139	34.4	2	4
1969 - Balt.	327	178	2342	54.4	12	20
1970 - Balt.	321	166	2213	51.7	14	18
1971 - Balt.	176	92	942	52.3	3	9
1972 - Balt.	157	88	1111	56.1	4	6
1973 - S.D.	76	34	471	44.7	3	7
TOTALS	5186	2830	40239	54.6	290	253

RETIRED COLT JERSEYS

19	Johnny Unitas	70	Art Donovan
22	Buddy Young	77	Jim Parker
24	Lenny Moore	82	Raymond Berry
	89	Gino Marchetti	

ALL-PRO COLTS

First-team selections only.

- 1953—Tom Keane, HB
 1954—Art Donovan, DT
 1955—Alan Ameche, FB; Art Donovan, DT; Bert Rechichar, HB
 1956—Art Donovan, DT; Gino Marchetti, DE
 1957—Milt Davis, DHB; Art Donovan, DT; Gino Marchetti, DE; John Unitas, QB
 1958—Raymond Berry, WR; Gene Lipscomb, DT; Gino Marchetti, DE; Lenny Moore, RB; Jim Parker, T; John Unitas, QB
 1959—Raymond Berry, WR; Gene Lipscomb, DT; Gino Marchetti, DE; Lenny Moore, RB; Andy Nelson, DHB; Jim Parker, T; Art Spinney, G; John Unitas, QB
 1960—Raymond Berry, WR; Gene Lipscomb, DT; Gino Marchetti, DE; Lenny Moore, RB; Jim Parker, T
 1961—Gino Marchetti, DE; Lenny Moore, RB; Jim Parker, T
 1962—Gino Marchetti, DE; Jim Parker, G-T
 1963—Gino Marchetti, DE; Jim Parker, G
 1964—Bob Boyd, DHB; Gino Marchetti, DE; Lenny Moore, RB; Jim Parker, G; John Unitas, QB; Bob Vogel, T
 1965—Bob Boyd, DHB; Jimmy Orr, FI; Jim Parker, G; John Unitas, QB; Bob Vogel, T
 1966—Bob Boyd, DHB; John Mackey, TE
 1967—John Mackey, TE; Willie Richardson, FI; John Unitas, QB; Bob Vogel, T
 1968—Bob Boyd, DHB; Mike Curtis, LB; John Mackey, TE; Earl Morrall, QB; Bob Vogel, T; Rick Volk, S
 1969—David Lee, P
 1970—David Lee, P; Jerry Logan, S; Bubba Smith, DE; Rick Volk, S
 1971—Ted Hendricks, LB; Bubba Smith, DE; Rick Volk, S
 1975—George Kunz, T
 1976—John Dutton, DE; Bert Jones, QB
 1983—Rohn Stark, P



Colts punter Rohn Stark earned All Pro honors in 1983.

PRO BOWL COLTS

Selections are listed by seasons and not by the year in which the Pro Bowl game was played. () Pro Bowl Outstanding Players*

- 1953—Dick Barwegen, Art Donovan, Tom Keane, George Taliaferro
- 1954—Art Donovan, Gino Marchetti, Buddy Young
- 1955—Alan Ameche, Art Donovan, Gino Marchetti, Bert Rechichar, Dick Szymanski
- 1956—Alan Ameche, Art Donovan, Gino Marchetti, Lenny Moore, Bert Rechichar *
- 1957—Alan Ameche, Art Donovan, Gino Marchetti, Jim Mutscheller, Bert Rechichar, John Unitas
- 1958—Alan Ameche, Raymond Berry, Don Joyce, Gene Lipscomb, Lenny Moore, Jim Parker, John Unitas
- 1959—Raymond Berry, Gene Lipscomb *, Gino Marchetti, Lenny Moore, Jim Parker, Art Spinney, John Unitas *
- 1960—Gino Marchetti, Lenny Moore, Andy Nelson, Jim Parker, Art Spinney, John Unitas *
- 1961—Raymond Berry, Gino Marchetti, Lenny Moore, Jim Parker, John Unitas
- 1962—Raymond Berry, Gino Marchetti, Jim Parker, Dick Szymanski, John Unitas
- 1963—Raymond Berry, John Mackey, Gino Marchetti*, Jim Parker, John Unitas *
- 1964—Raymond Berry, Bobby Boyd, Gino Marchetti, Lenny Moore, Jim Parker, Dick Szymanski, Bob Vogel, John Unitas
- 1965—Jerry Logan, John Mackey, Jim Parker, Bob Vogel
- 1966—Ordell Braase, Lenny Lyles, John Mackey, John Unitas
- 1967—Ordell Braase, John Mackey, Fred Miller, Willie Richardson, John Unitas, Bob Vogel, Rick Volk
- 1968—Bob Boyd, Mike Curtis, John Mackey, Tom Matte, Earl Morrall, Willie Richardson, Bob Vogel
- 1969—Tom Matte, Fred Miller, Rick Volk
- 1970—Mike Curtis, Jerry Logan, Bubba Smith
- 1971—Norm Bulaich, Bill Curry, Mike Curtis, Ted Hendricks, Jerry Logan, Bubba Smith, Bob Vogel, Rick Volk
- 1972—Bill Curry, Ted Hendricks, Bruce Laird
- 1973—Ted Hendricks
- 1974—Mike Curtis
- 1975—John Dutton, George Kunz, Lydell Mitchell
- 1976—Roger Carr, John Dutton, Bert Jones, George Kunz, Toni Linhart, Lydell Mitchell
- 1977—Mike Barnes, John Dutton, George Kunz, Toni Linhart, Lydell Mitchell
- 1979—Joe Washington
- 1983—Chris Hinton, OG



Chris Hinton was selected to the Pro Bowl in 1983.

COLT CHAMPIONSHIP GAMES

NFL CHAMPIONSHIP DEC. 28, 1958 YANKEE STADIUM

BALTIMORE 23, NEW YORK 17—Quarterback Johnny Unitas took the Colts 80 yards in 13 plays, the last a one-yard carry by Alan Ameche through the right side of the Giant line at 8 minutes, 15 seconds of sudden death overtime. The regulation game ended 17-17 when Baltimore's Steve Myhra booted a 20-yard field goal seconds from the gun. It has been called "the greatest game ever played" and the 64,185 who watched it at Yankee Stadium agree.

Baltimore 0 14 0 3 6-23

New York 3 0 7 7 0-17

NY—FG Summerall 36

Balt—Ameche 2 plunge (Myhra kick)

Balt—Berry 15 pass from Unitas (Myhra kick)

NY—Triplett 1 plunge (Summerall kick)

NY—Gifford 15 pass from Conerly (Summerall kick)

Balt—FG Myhra 20

Balt—Ameche 1 plunge (No conversion attempted)

Passing

Balt—Unitas (26-40-349), 1 TD, 1 Int, L-60
NY—Conerly (10-14-187), 1 TD, 0 Int, L-67

Rushing

Balt—Ameche (14-65), Dupre (11-30),
Moore (8-23)
NY—Gifford (12-60), Webster (12-24)

Receiving

Balt—Berry (12-178), Moore (6-101), Mutscheller
(3-46)
NY—Rote (2-76), Schnelker (2-63)

NFL CHAMPIONSHIP DEC. 27, 1959 BALTIMORE MEMORIAL STADIUM

BALTIMORE 31, NEW YORK 16—The Giants led 9-7 after three periods by virtue of three field goals by Pat Summerall, but Baltimore's crack defensive backfield took charge in the final quarter, three times making interceptions that resulted in scores. Colt quarterback Johnny Unitas scored one TD and passed for two before a home crowd of 57,545 in Memorial Stadium.

New York 3 3 3 7-16

Baltimore 7 0 0 24-31

Balt—Moore 59 pass from Unitas (Myhra kick)

NY—FG Summerall 23

NY—FG Summerall 37

NY—FG Summerall 22

Balt—Unitas 4 run (Myhra kick)

Balt—Richardson 12 pass from Unitas (Myhra kick)

Balt—Sample 42 intercepted pass (Myhra kick)

Balt—FG Myhra 25

NY—Schnelker 32 pass from Conerly (Summerall kick)

Passing

Balt—Unitas (18-29-264), 2 TDs, 0 Int, L-59
NY—Conerly (16-35-232), 0 TDs, 2 Int, L-48

Rushing

Balt—Ameche (9-31), Sommer (6-15), Pricer (4-14),
NY—Gifford (9-50), Triplett (5-37), Webster (8-25)

Receiving

Balt—Moore (3-126), Berry (5-68), Mutscheller (5-40)
NY—Schnelker (9-175), Rote (2-41), King (4-17)

NFL CHAMPIONSHIP DEC. 27, 1964 CLEVELAND STADIUM

CLEVELAND 27, BALTIMORE 0—Both teams drew blanks in the first half but the Browns nailed down the World Championship with a 17-point third quarter. Quarterback Frank Ryan and fullback Jim Brown made the Cleveland attack click, as it rolled up 20 first downs to Baltimore's 11 and outgained the Colts, 339 to 171 yards. Ryan completed 11 of 18 passes for 206 yards and three touchdowns—all to end Gary Collins from distances of 18, 42 and 51 yards, while the brilliant Brown bulled for 114 yards on 27 shots as Cleveland controlled the ball. Attendance was 79,544.

Baltimore 0 0 0 0-0

Cleveland 0 0 17 10-27

Cleve—FG Groza 43

Cleve—Collins 18 pass from Ryan (Groza kick)

Cleve—Collins 42 pass from Ryan (Groza kick)

Cleve—Collins 51 pass from Ryan (Groza kick)

Cleve—FG Groza 3

Passing

Balt—Unitas (12-20-95) 0 TDs, 2 Int, L-23
Cleve—Ryan (11-18-206) 3 TDs, 1 Int, L-51

Rushing

Balt—Moore (9-40), Hill (9-31), Unitas (6-30)
Cleve—Brown (27-114), L-46, Green (10-29)

Receiving

Balt—Berry (3-38), Orr (2-31), Lonick (3-18)
Cleve—Collins (5-130), Brown (3-37), Brewer (2-26)

NFL WESTERN DIVISION PLAYOFF
DEC. 26, 1965 LAMBEAU FIELD

GREEN BAY 13, BALTIMORE 10—A courageous effort by the undermanned Colts was doomed by a pair of Don Chandler field goals—one with 1:58 remaining from 22 yards to tie the score and a second of 25 yards to conclude 13:39 of "sudden-death" action. The Colts had jumped ahead 7-0, after 21 seconds of play when Don Shinnick scooped up Bill Anderson's fumble and trudded 25 yards to the end zone. They protected their edge tenaciously until the finish as Tom Matte went the route at quarterback, rushing for 57 yards and passing for 40. Zeke Bratkowski, subbing for the injured Bart Starr, completed 22 of 39 aerials for 248 yards. The Packers ran 80 plays to the Colts' 59 and led in first downs, 23-9. Attendance was 50,484.

Baltimore 7 3 0 0 0—10
 Green Bay 0 0 7 3 3—13
 Balt—Shinnick 25 fumble return (Michaels kick)
 Balt—FG Michaels 15
 GB—Hornung 1 run (Chandler kick)
 GB—FG Chandler 22
 GB—FG Chandler 25

Passing
 Balt—Matte (2-12-40), 0 TDs, 0 Int, L-16
 GB—Bratkowski (22-39-248), 0 TDs, 2 Int, L-33

Rushing
 Balt—Matte (17-57), Hill (16-57), Moore (12-33)
 GB—Taylor (23-60), Hornung (10-33), Pitts (3-14)

Receiving
 Balt—Mackey (3-25), Moore (2-15)
 GB—Anderson (8-78), Dowler (5-50), Hornung (4-42), Dale (3-63)

NFL PLAYOFF
DEC. 22, 1968 BALTIMORE MEMORIAL STADIUM

BALTIMORE 24, MINNESOTA 14—It was a cold, rainy day when the Colts tugged away the Western Conference championship of the National Football League. Just as they had done earlier in the season, the Vikings provided some uncomfortable moments after the Colts managed to obtain a big lead. It wasn't until late in the first half that the Colts were able to nab a 7-0 lead on Earl Morrall's pass to Tom Mitchell after Willie Richardson's diving catch of a 33-yard aerial put the ball at the three. John Mackey's touchdown reception and Mike Curtis' 60-yard return of a fumble made it 21-0 after three quarters. Viking quarterback Joe Kapp refused to give up and fired TD passes to Bill Martin and Bill Brown before time ran out on him. Attendance was 60,238.

Minnesota 0 0 0 14—14
 Baltimore 0 7 14 3—24
 Balt—Mitchell 3 pass from Morrall (Michaels kick)
 Balt—Mackey 49 pass from Morrall (Michaels kick)
 Balt—Curtis 60 fumble return (Michaels kick)
 Minn—Martin 1 pass from Kapp (Cox kick)
 Balt—FG Michaels 33
 Minn—Brown 7 pass from Kapp (Cox kick)

Passing
 Balt—Morrall (13-22-280), 2 TDs, 1 Int, L-49
 Minn—Kapp (26-44-287), 2 TDs, 2 Int

Rushing
 Balt—Matte (14-31), Hill (8-10)
 Minn—Kapp (10-52), Brown (10-30)

Receiving
 Balt—Richardson (6-148), Mackey (3-92), Orr (2-36)
 Minn—Brown (8-82), Washington (5-95), Beasley (5-69)

NFL CHAMPIONSHIP
DEC. 27, 1968 CLEVELAND STADIUM

BALTIMORE 34, CLEVELAND 0—After a scoreless first period, Baltimore's Tom Matte scored two of his record-tying three touchdowns in a 17-point Colts' second quarter. Meanwhile, the capacity crowd of 80,628 at Cleveland Stadium saw the Browns held scoreless for only the second time in the club's history as the Colts registered their fourth shutout of the season.

Baltimore 0 17 7 10—34
 Cleveland 0 0 0 0—0
 Balt—FG Michaels 28
 Balt—Matte 1 run (Michaels kick)
 Balt—Matte 12 run (Michaels kick)
 Balt—Matte 2 run (Michaels kick)
 Balt—FG Michaels 10
 Balt—T. Brown 4 run (Michaels kick)

Passing
 Balt—Morrall (11-25-269) 0 TDs, 1 Int, L-38
 Clev—Nelson (11-26-132) 0 TDs, 2 Int, L-22, Ryan (2-6-19)

Rushing
 Balt—Matte (17-88), L-12, Hill (11-60), T. Brown (5-18)
 Clev—Kelly (13-28), Harraway (6-26)

Receiving
 Balt—Richardson (3-78), Mackey (2-34), Orr (2-33)
 Clev—Morin (3-41), Harraway (4-40), Warfield (2-30)

SUPER BOWL III
JAN. 12, 1969 MIAMI ORANGE BOWL

NEW YORK JETS 16, BALTIMORE 7—At Miami Orange Bowl Stadium, attendance 75,337. Jets' quarterback Joe Namath "guaranteed" victory on the Thursday before the game, then went out and led the AFL to its first Super Bowl victory over a Baltimore team that had lost one of 16 games all season. Namath, chosen the outstanding player, completed 17 of 28 passes for 206 yards and directed a steady attack that dominated the NFL champions after the Jet defense had intercepted Colt quarterback Earl Morrall three times in the first half. The Jets had 337 total yards, including 121 yards rushing by Matt Snell. John Unitas, who had missed most of the season with a sore elbow, came off the bench and led Baltimore to its only touchdown late in the fourth quarter after New York led 16-0.

New York (AFL) . . . 0 7 6 3—16
 Baltimore (NFL) . . . 0 0 0 7— 7
 NY—Snell 4 run (Turner kick)
 NY—FG Turner 32
 NY—FG Turner 30
 NY—FG Turner 9
 Balt—Hill 1 run (Michaels kick)

Passing

Balt—Morrall (6-17-71) 0 TDs, 3 Int, L-30
 Unitas (11-24-110) 0 TDs, 1 Int, L-21
 NY—Namath (17-28-206) 0 TD, 0 Int, L-39
 Parilli (0-1-0)

Rushing

Balt—Matte (11-116), L-58, Hill (9-29), L-12
 NY—Snell (30-121), L-12, Boozer (10-29)

Receiving

Balt—Richardson (6-58), Orr (3-42), Mackey (3-35)
 NY—Sauer (8-133), Snell (4-40)

AFC PLAYOFF
DEC. 26, 1970 BALTIMORE MEMORIAL STADIUM

BALTIMORE 17, CINCINNATI 0—Attendance 51,127. John Unitas connected with TD passes to Roy Jefferson and Ed Hinton in the first and fourth quarters and led the Colts into the AFC title game by defeating Cincinnati. The Baltimore defense came through on a cold, windy day and limited Cincinnati to 63 yards rushing and 76 yards passing. Norm Bulaich, Colts' rookie rusher, picked up 116 yards on 25 carries. Jim O'Brien, Colts' rookie kicker and leading scorer, connected with a 44-yard FG, missed one from the same distance. A 49-yard FG try by Horst Muhlmann was blocked by Ray May. Mike Curtis, Colts' middle linebacker, made the game's only interception, picking off one of Virgil Carter's fourth-period passes, to set up an eventual final Colt score.

Cincinnati 0 0 0 0— 0
 Baltimore 7 3 0 7—17
 Balt—Jefferson 45 pass from Unitas (O'Brien kick)
 Balt—FG O'Brien 44
 Balt—Hinton 53 pass from Unitas (O'Brien kick)

Passing

Balt—Unitas (6-17-145), 2 TDs, 0 Int, L-53
 Cin—Carter (7-20-64), 0 TDs, 1 Int, L-29
 Wyche (1-1-29), 0 TDs, 1 Int

Rushing

Balt—Bulaich (25-116), Nowatzke (10-25)
 Cin—Robinson (5-25), Phillips (10-12)

Receiving

Balt—Hinton (3-86), Jefferson (2-51)
 Cin—Myers (4-66), Phillips (2-12)

AFC CHAMPIONSHIP
JAN. 3, 1971 BALTIMORE MEMORIAL STADIUM

BALTIMORE 27, OAKLAND 17—At Memorial Stadium, Baltimore, Md., attendance 56,368. Johnny Unitas' passing and play calling, and the running of rookie Norm Bulaich, powered the Colts to the first AFC Championship. Bulaich scored twice and Unitas picked up 245 yards on 11 completions, with his key one coming in the fourth quarter on a 68-yard touchdown reception by Ray Perkins out of a formation of four wide receivers. George Blanda (who at 43 became the oldest player to perform in a title game when he replaced injured Daryle Lamonica in the second period) threw TD passes to Fred Biletnikoff and Warren Wells, but was intercepted three times. Ed Hinton caught five passes for the Colts for 115 yards.

Oakland 0 3 7 7—17
 Baltimore 3 7 10 7—27
 Balt—FG O'Brien 16
 Balt—Bulaich 2 run (O'Brien kick)
 Oak—FG Blanda 48
 Oak—Biletnikoff 38 pass from Blanda (Blanda kick)
 Balt—FG O'Brien 23
 Balt—Bulaich 11 run (O'Brien kick)
 Oak—Wells 15 pass from Blanda (Blanda kick)
 Balt—Perkins 68 pass from Unitas (O'Brien kick)

Passing

Balt—Unitas (11-30-245), 1 TD, 0 Int, L-68
 Oak—Lamonica (1-4-6), 0 TD, 0 Int
 Blanda (17-32-271), 2 TDs, 3 Int, L-38

Rushing

Balt—Bulaich (22-71), Nowatzke (8-32)
 Oak—Dixon (10-51), C. Smith (9-44)

Receiving

Balt—Hinton (5-115), Perkins (2-80), Jefferson (3-36)
 Oak—Wells (5-108), Biletnikoff (5-92)

SUPER BOWL V

JAN. 17, 1971 MIAMI ORANGE BOWL

BALTIMORE 16, DALLAS 13—At Miami Orange Bowl Stadium, attendance 79,204. Colts' rookie Jim O'Brien climaxed one of the zaniest professional football games ever played by lofting a 32-yard field goal through the Orange Bowl uprights with five seconds left in regulation time to give Baltimore a 16-13 Super Bowl win. The brutal defensive struggle resulted in 11 turnovers, which prevented a fluid, artistic performance but contributed to the drama of the contest. Dallas nearly put the game away early in the third period when, leading 13-6, the Cowboys recovered Jim Duncan's fumble on the 2nd half kickoff and zipped to the Colts' two in five plays. Duane Thomas, however, fumbled on the next play. Rick Volk provided Baltimore with the opportunity to tie halfway through the fourth period when he intercepted Craig Morton on the Dallas 33 and returned it to the three. Tom Nowatzke punctured into the end zone and after O'Brien's PAT it was 13-13. Mike Curtis intercepted another Morton pass on the Dallas 41 in the final minute and ran it back to the 28. The Colts stopped the clock with nine seconds left in the game and O'Brien made history. Morton's desperation pass on the final play of the game was intercepted by Jerry Logan.

Baltimore (AFC) 0 6 0 10-16

Dallas (NFC) 3 10 0 0-13

Dall—FG Clark 14

Dall—FG Clark 30

Balt—Mackey 75 pass from Unitas
(O'Brien kick blocked)

Dall—Thomas 7 pass from Morton (Clark kick)

Balt—Nowatzke 2 run (O'Brien kick)

Balt—FG O'Brien 32

Passing

Balt—Unitas (3-8-88). 1 TD. 2 Int. L-75

Morrall (7-15-147). 1 Int. L-65. Havrilak (1-1-25)

Dall—Morton (12-26-127). 1 TD. 3 Int. L-41

Rushing

Balt—Nowatzke (10-33). Bulaich (18-28)

Dall—Garrison (12-65). Thomas (18-37)

Receiving

Balt—Jefferson (3-52). Mackey (2-80)

Dall—Reeves (5-46). Thomas (4-21)

AFC PLAYOFF

DEC. 26, 1971 CLEVELAND STADIUM

BALTIMORE 20, CLEVELAND 3—Attendance 74,082. Don Nottingham, playing for the injured Norm Bulaich, scored two TDs and rushed for 92 yards while Baltimore's strong defense dominated play in a 20-3 Colt victory over the Cleveland Browns that sent Baltimore into the AFC finals. Jim O'Brien added two field goals for the Colts and Don Cockroft, who had two kicks blocked by Bubba Smith, produced the Brown's only points. Rick Volk intercepted two of Bill Nelsen's passes and Charlie Stukes picked off a third. John Unitas went all the way, blending the strong running of Nottingham with passes to his favorite target, tight end Tom Mitchell, who caught 5 for 73 yards.

Baltimore 0 14 3 3-20

Cleveland 0 0 3 0-3

Balt—Nottingham 1 run (O'Brien kick)

Balt—Nottingham 7 run (O'Brien kick)

Cle—FG Cockroft 14

Balt—FG O'Brien 42

Balt—FG O'Brien 15

Passing

Balt—Unitas (13-21-143). 0 TDs. 1 Int. L-26

Cle—Nelsen (9-21-104). 0 TDs. 3 Int. L-39

Phipps (3-6-27). 0 TDs. 0 Int. L-13

Rushing

Balt—Nottingham (23-92). Matte (16-26)

Cle—Kelly (14-49). Scott (8-25)

Receiving

Balt—Mitchell (5-73). Matte (3-22). Hinton (2-30)

Cle—Scott (5-41). Kelly (4-24)

AFC CHAMPIONSHIP

JAN. 2, 1972 MIAMI ORANGE BOWL

MIAMI 21, BALTIMORE 0—At Orange Bowl, attendance 75,629. The Colts, playing without their starting running backs Norm Bulaich and Tom Matte, still managed to compile 302 total yards to Miami's 286 but were damaged by the Dolphins' big plays—Bob Griese to Paul Warfield 75-yard pass for TD in first period and Dick Anderson's 62-yard interception return for a TD in the third quarter. Larry Csonka carried five yards to a fourth quarter touchdown for Miami. John Unitas completed 20 of 36 passes for 224 yards but Colts were shutout for the first time since Dec. 5, 1965 (0-13 by Chicago Bears). Another big play for Miami was stopping Colts fourth and one attempt at Dolphins' nine-yard line when lead was 7-0.

Baltimore 0 0 0 0-0

Miami 7 0 7 7-21

Mia—Warfield 75 pass from Griese (Yepremian kick)

Mia—Anderson 62 interception return (Yepremian kick)

Mia—Csonka 5 run (Yepremian kick)

Passing

Balt—Unitas (20-36-224) 0 TDs. 3 Int. L-27

Mia—Griese (4-8-158) 1 TD. 1 Int. L-75

Rushing

Balt—McCauley (15-50). Nottingham (11-33)

Mia—Kick (18-66). Csonka (15-63)

Receiving

Balt—Hinton (6-98). Nottingham (4-26)

Mia—Warfield (2-125). Twilley (2-33)

AFC PLAYOFF

DEC. 27, 1975 THREE RIVERS STADIUM

PITTSBURGH 28, BALTIMORE 10—Attendance 49,053. The Colts were able to keep the game close with the defending Super Bowl champions until the final period even without the services of starting QB Bert Jones. Jones sustained a severe bruise to his throwing arm on the Colts first offensive series and was unable to return to action until the fourth quarter. Backup QB Marty Domres generated a second quarter score with a 5-yard TD toss to Glenn Doughty. The Colts trailed 14-10 after three quarters before Pittsburgh QB Terry Bradshaw scored on a 2-yard run midway through the final period. Steelers LB Andy Russell iced the victory in the final two minutes when he returned a Jones fumble 93 yards for a score.

Baltimore 0 7 3 0—10

Pittsburgh 7 0 7 14—28

Pitts—Harris 8 run (Gerela kick)

Balt—Doughty 5 pass from Domres (Linhart kick)

Balt—FG Linhart 21

Pitts—Bleier 7 run (Gerela kick)

Pitts—Bradshaw 2 run (Gerela kick)

Pitts—Russell 93 fumble recovery (Gerela kick)

Passing

Balt—Jones (6-11-91), 0 TD, 0 Int, L-58

Domres (2-11-9), 1 TD, 2 Int, L-5

Pitts—Bradshaw (8-13-103), 0 TD, 2 Int, L-34

Rushing

Balt—Mitchell (26-63), Domres (4-17)

Pitts—Harris (27-153), Bleier (12-28)

Receiving

Balt—Mitchell (4-20), Doughty (2-63)

Pitts—Lewis (3-65), Swann (2-15)

AFC PLAYOFF

DEC. 19, 1976 BALTIMORE MEMORIAL STADIUM

PITTSBURGH 40, BALTIMORE 14—Attendance 60,020. The Colts were playing "catch-up" ball all afternoon as the Steelers struck early and often. On the third play of the game, Pittsburgh stunned the Colts defense with a 76 yard TD bomb from Terry Bradshaw to Frank Lewis. Baltimore countered with a first quarter Bert Jones TD pass to Roger Carr covering 17 yards but it would be the Colts only score until the final period. A 60 yard kickoff return by Theo Bell and a 50 yard Franco Harris burst from scrimmage were key plays in building the Steelers 26-7 halftime lead. The Pittsburgh offense amassed 526 total yards as Bradshaw threw for 264 and Harris picked up 132 on the ground.

Pittsburgh 9 17 0 14—40

Baltimore 7 0 0 7—14

Pitts—Lewis 76 pass from Bradshaw (kick failed)

Pitts—FG Gerela 45

Balt—Carr 17 pass from Jones (Linhart kick)

Pitts—Harrison 1 run (Gerela kick)

Pitts—Swann 29 pass from Bradshaw (Gerela kick)

Pitts—FG Gerela 25

Pitts—Swann 11 pass from Bradshaw (Gerela kick)

Balt—Leaks 1 run (Linhart kick)

Pitts—Harrison 10 run (Mansfield kick)

Passing

Balt—Jones (11-25-144), 1 TD, 2 Int, L-25

Pitts—Bradshaw (14-18-264) 3 TDs, 0 Int, L-76t

Kruczek (5-6-44), 0 TD, 0 Int, L-15

Rushing

Balt—Mitchell (16-55), Leaks (4-12)

Pitts—Harris (18-132), Fuqua (11-54), Harrison (10-40)

Receiving

Balt—Mitchell (5-42), Chester (3-42), Carr (2-35)

Pitts—Swann (5-77), Harrison (4-37), Lewis (2-103)

AFC PLAYOFF

DEC. 24, 1977 BALTIMORE MEMORIAL STADIUM

OAKLAND 37, BALTIMORE 31—Attendance 60,763. In one of the longest football games ever played, the Colts and Raiders needed six quarters to decide the winner of their AFC playoff game. An Errol Mann 22 yard FG with only 26 seconds left in regulation time put the game into overtime tied at 31. After a scoreless fifth quarter, Oakland ended the game when Ken Stabler hit TE Dave Casper for a 10 yard score. The lead changed hands nine times throughout the game. The Colts had some outstanding individual efforts in all facets of the game. On offense, Ron Lee came off the bench to rush for 46 yards on 11 carries and two TDs. Defensively, Bruce Laird intercepted two passes and returned one 61 yards for a TD. On special teams, Marshall Johnson raced 87 yards with a kickoff for a score.

Oakland 7 0 14 10 0 6—37

Baltimore 0 10 7 14 0 0—31

Oak—Davis 30 run (Mann kick)

Balt—Laird 61 int ret (Linhart kick)

Balt—FG Linhart 36

Oak—Casper 8 pass from Stabler (Mann kick)

Balt—Johnson 87 KO ret (Linhart kick)

Oak—Casper 10 pass from Stabler (Mann kick)

Balt—Lee 1 run (Linhart kick)

Oak—Banaszak 1 run (Mann kick)

Balt—Lee 13 run (Linhart kick)

Oak—FG Mann 22

Oak—Casper 10 pass from Stabler (no PAT)

Passing

Balt—Jones (12-26-164), 0 TD, 0 Int, L-30

Oak—Stabler (21-40-345), 3 TD, 2 Int, L-42

Rushing

Balt—Mitchell (23-67), Lee (11-46), Leaks (8-35)

Oak—Van Eeghen (19-76), Davis (16-48), Banaszak (11-37)

Receiving

Balt—Mitchell (3-39), Scott (2-45), Lee (2-22)

Oak—Biletnikoff (7-88), Branch (6-113), Casper (4-70)

COLTS WORLD CHAMPIONSHIP TEAMS

1958

Won 9 - Lost 3

(* - starter)

No.	Name	Pos.	Ht.	Wt.	Age	NFL Exp.	College
*35	Ameche, Alan	FB	6-1	220	25	4	Wisconsin
*82	Berry, Raymond	E	6-2	190	25	4	Southern Methodist
81	Braase, Ordell	E	6-4	215	26	2	South Dakota
*17	Brown, Raymond	QB-HB	6-2	195	22	1	Mississippi
25	Call, John	HB	6-1	200	23	2	Colgate
*20	Davis, Milt	HB	6-1	190	29	2	U.C.L.A.
21	DeCarlo, Art	HB	6-2	196	27	4	Georgia
*70	Donovan, Art	T	6-3	270	33	9	Boston College
*45	Dupre, L. G.	HB	5-11	190	26	4	Baylor
*83	Joyce, Don	E	6-3	255	29	8	Tulane
78	Krouse, Ray	T	6-3	275	31	8	Maryland
*76	Lipscomb, Gene	T	6-6	288	27	6	Miller (Detroit) HS
26	Lyles, Leonard	HB	6-2	198	22	1	Louisville
*89	Marchetti, Gino	E	6-4	240	31	7	San Francisco
*24	Moore, Lenny	HB	6-1	190	25	3	Penn State
*84	Mutscheller, Jim	E	6-1	215	28	5	Notre Dame
65	Myhra, Steve	G	6-1	235	24	2	North Dakota
*80	Nelson, Andy	HB	6-1	180	25	2	Memphis State
*50	Nutter, Madison	C	6-4	235	27	5	Virginia Poly
*77	Parker, Jim	T	6-3	270	24	2	Ohio State
*36	Pellington, Bill	LB	6-2	230	31	6	Rutgers
79	Plunkett, Sherman	T	6-4	265	25	1	Maryland State
*60	Preas, George	T	6-2	245	25	4	Virginia Poly
31	Pricer, Billy	FB	5-10	210	23	2	Oklahoma
44	Rechichar, Bert	HB	6-1	210	28	7	Tennessee
47	Sample, John	HB	6-1	203	21	1	Maryland State
*68	Sandusky, Alex	G	6-3	235	26	5	Clarion
*55	Sanford, Leo	LB	6-1	230	29	8	Louisiana Tech
14	Shaw, George	QB	6-0	190	25	4	Oregon
*66	Shinnick, Don	LB	6-0	230	23	2	U.C.L.A.
41	Simpson, Jackie	HB	5-10	180	24	1	Florida
*63	Spinney, Art	G	6-1	230	31	7	Boston College
*23	Taseff, Carl	HB	5-11	190	30	7	John Carroll
64	Thurston, Fred	G	6-1	245	25	1	Valparaiso
*19	Unitas, John	QB	6-1	190	25	3	Louisville

Coaching Staff: Wilbur C. (Weeb) Ewbank, Head Coach; Charles Winner, Backfield Coach; Herman Ball, Offensive Line Coach; John Bridgers, Defensive Line Coach; Bob Shaw, End Coach.

1959

Won 9 - Lost 3

*35	Ameche, Alan	FB	6-1	217	26	5	Wisconsin
*82	Berry, Raymond	E	6-2	190	26	5	S.M.U.
81	Braase, Ordell	E	6-4	242	27	3	South Dakota
17	Brown, Raymond	HB	6-2	195	23	2	Mississippi
85	Cook, Ed	E	6-4	240	24	2	Maryland
*20	Davis, Milt	HB	6-1	190	30	3	U.C.L.A.
*70	Donovan, Art	T	6-3	270	34	10	Boston College
25	Hawkins, Alex	HB	6-1	190	22	1	South Carolina
*83	Joyce, Don	E	6-3	255	30	9	Tulane
78	Krouse, Ray	T	6-3	275	32	9	Maryland
43	Lewis, Harold	HB	6-1	195	23	1	Houston
*76	Lipscomb, Gene	T	6-6	288	28	7	Miller (Detroit) HS
*89	Marchetti, Gino	E	6-4	240	32	8	San Francisco
64	Matuszak, Marv	LB	6-2	232	28	6	Tulsa
*24	Moore, Lenny	HB	6-1	190	26	4	Penn State
*84	Mutscheller, Jim	E	6-1	215	29	6	Notre Dame
65	Myhra, Steve	G-LB	6-1	235	25	3	North Dakota
*80	Nelson, Andy	HB	6-1	180	26	3	Memphis State
*50	Nutter, Madison	C	6-4	235	28	6	V.P.I.
*77	Parker, Jim	T	6-3	270	25	3	Ohio State
*36	Pellington, Bill	LB	6-2	230	32	7	Rutgers
79	Plunkett, Sherman	T	6-4	265	26	2	Maryland State
*60	Preas, George	T	6-2	245	26	5	V.P.I.
31	Pricer, Billy	FB	5-10	210	24	3	Oklahoma
44	Rechichar, Bert	E-LB	6-1	210	29	8	Tennessee
87	Richardson, Jerry	E	6-3	185	23	1	Wofford
*47	Sample, John	HB	6-1	203	22	2	Maryland State
*68	Sandusky, Alex	G	6-3	235	27	6	Clarion
86	Sherer, Dave	E	6-3	210	22	1	S.M.U.
*66	Shinnick, Don	LB	6-0	230	24	3	U.C.L.A.
41	Simpson, Jackie	HB	5-10	180	25	2	Florida
*26	Sommer, Mike	HB	5-11	190	25	2	George Washington
*63	Spinney, Art	G	6-1	230	32	8	Boston College
*52	Szymanski, Dick	LB-C	6-3	230	27	4	Notre Dame
*23	Taseff, Carl	HB	5-11	190	31	8	John Carroll
*19	Unitas, John	QB	6-1	190	26	4	Louisville

Coaching Staff: Wilbur C. (Weeb) Ewbank, Head Coach; Charles Winner, Backfield Coach; Herman Ball, Offensive Line Coach; John Sandusky, Defensive Line Coach; Don McCafferty, End Coach.

1970

Won 11 - Lost 2 - Tied 1

14	Mira, George	QB	5-11	190	28	7	Miami
15	Morrall, Earl	QB	6-2	206	36	15	Michigan State
17	Havrilak, Sam	RB	6-2	195	22	2	Bucknell
*19	Unitas, John	QB	6-1	196	37	15	Louisville
*20	Logan, Jerry	S	6-1	190	29	8	W. Texas State
*21	Volk, Rick	S	6-3	195	25	4	Michigan
25	Curtis, Tom	S	6-1	196	22	1	Michigan
27	Perkins, Ray	WR	6-0	183	28	4	Alabama
28	Orr, Jimmy	WR	5-11	185	34	13	Georgia
29	Maliska, Paul	DB	6-1	190	22	1	Florida
30	Gardin, Ron	CB	5-11	180	25	1	Arizona
*32	Curtis, Mike	LB	6-2	232	26	6	Duke
*33	Hinton, Ed	WR	6-0	200	23	2	Oklahoma
*34	Nowatzke, Tom	RB	6-3	230	27	6	Indiana
*35	Duncan, Jim	CB	6-2	200	24	2	Maryland State
*36	Bulaich, Norm	RB	6-1	218	23	1	T.C.U.
40	Maitland, Jack	RB	6-1	210	21	1	Williams
42	Maxwell, Tom	CB	6-2	195	23	2	Texas A&M
45	Hill, Jerry	RB	5-11	217	30	10	Wyoming
*47	Stukes, Charlie	CB	6-3	212	26	4	Maryland State
49	Lee, David	K	6-4	230	26	5	Louisiana Tech
*50	Curry, Bill	C	6-2	235	27	6	Georgia Tech
51	Grant, Bob	LB	6-2	225	23	3	Wake Forest
52	Nichols, Robbie	LB	6-3	220	24	1	Tulsa
54	Goode, Tom	C	6-3	245	31	9	Mississippi State
55	McCullers, Dale	LB	6-1	215	23	2	Florida State
*56	May, Ray	LB	6-1	230	25	4	So. California
60	Wright, George	DT	6-3	260	22	1	Sam Houston
61	Johnson, Cornelius	G	6-2	245	27	3	Virginia Union
*62	Ressler, Glenn	G	6-3	250	27	6	Penn State
67	Larson, Lynn	T	6-4	254	22	1	Kansas State
68	Nelson, Dennis	T	6-5	260	24	1	Illinois State
*71	Sullivan, Dan	G-T	6-3	250	30	9	Boston College
*72	Vogel, Bob	T	6-5	250	28	8	Ohio State
73	Ball, Sam	T	6-4	240	26	5	Kentucky
*74	Smith, Billy Ray	DT	6-4	250	35	12	Arkansas
*75	Williams, John	G	6-3	256	24	3	Minnesota
*76	Miller, Fred	DT	6-3	250	30	8	L.S.U.
*78	Smith, Bubba	DE	6-7	295	25	4	Michigan State
80	O'Brien, Jim	K-WR	6-0	195	22	1	Cincinnati
81	Newsome, Billy	DE	6-4	240	21	1	Grambling
*83	Hendricks, Ted	LB	6-7	215	22	2	Miami
84	Mitchell, Tom	TE	6-2	215	26	4	Bucknell
*85	Hilton, Roy	DE	6-6	240	27	6	Jackson State
*87	Jefferson, Roy	WR	6-2	195	26	6	Utah
*88	Mackey, John	TE	6-2	224	28	8	Syracuse

Coaching Staff: Don McCafferty, Head Coach; John Sandusky, Defensive Line Coach; Dick Bielski, Offensive End Coach; Bob Boyd, Defensive Backfield Coach; Hank Bullough, Linebacker Coach; John Idzik, Offensive Backfield Coach; Lou Rymkus, Offensive Line Coach.

Jim O'Brien on game-winning Super Bowl V field goal: "It was the same as any other kick. Earl (Morrall) told me to kick it straight and through and I said to myself 'kick it through.' You can't worry. You must concentrate. I hurt my knee on the kickoff before the field goal and I was concerned that it would get stiff. I just banged the knee against a helmet. But I didn't think about it when I made the kick."



COLT ALUMNI

The following compilation of Colt alumni includes every player who has ever appeared in a Baltimore Colts Uniform during a regular season National Football League Game since 1953. Errors will be corrected if documented.

Coaches

Arnsperger, Bill—Miami (O.)	1964-69	Miller, Red—Western Illinois	1971-72
Ball, Herman—Davis-Elkins	1956-62	Molesworth, Keith—Monmouth	1953
Baughan, Maxie—Georgia Tech	1975-79	Murphy, Russ—Davidson	1954
Bielski, Dick—Maryland	1964-72, 77-81	Mutscheller, Jim—Notre Dame	1963
Boutsellis, George—North Carolina	1975-81	Noll, Chuck—Dayton	1966-67
Boyd, Bob—Oklahoma	1969-72, 81	Pellington, Bill—Rutgers	1963
Bratkowski, Zeke—Georgia	1982-83	Powers, Clyde—Oklahoma	1980
Bridgers, John—Auburn	1957-58	Richards, Ray—Nebraska	1953
Bullough, Hank—Michigan State	1970-72	Rymkus, Lou—Notre Dame	1970
Callahan, Ray—Kentucky	1973	Sandusky, John—Villanova	1959-72
Carson, Bud—N. Carolina	1982	Schnellenberger, Howard— Kentucky	1973-74
Cumiskey, Frank—Ohio State	1954-56	Sefcik, George—Notre Dame	1973
Cunningham, Gunther—Oregon	1982-83	Shaw, Bob—Ohio State	1957-58
Doll, Don—USC	1974	Shula, Don—John Carroll	1963-69
Douglas, Otis—Wm. & Mary	1953	Smith, Jerry—Wisconsin	1974-76
Dovell, Whitey—Maryland	1975-78	Symank, John—Florida	1979-81
Ewbank, Weeb—Miami (O.)	1954-62	Szymanski, Dick—Notre Dame	1974
Franklin, Bobby—Mississippi	1973	Theeder, Roger—W. Michigan	1982-83
Hawkins, Ralph—Maryland	1978	Thomas, Joe—Ohio Northern	1954-74
Hughes, Tom—Purdue	1955	Valesente, Bob—Ithaca	1982-83
Hunter, Hal—Pittsburgh	1982-83	Venturi, Rick—Northwestern	1982-83
Idzik, John—Maryland	1970-72, 80-81	Voris, Dick—San Jose State	1973
Khayat, Ed—Tulane	1977-81	Wasyluk, Nick—Ohio State	1953
Kush, Frank—Michigan State	1982-83	Weber, Chuck—West Chester State	1980-81
Lauterbur, Frank—Mt. Union	1955-56, 74-77	Westhoff, Mike—Wichita State	1982-83
Mann, Richard—Arizona State	1982-83	Wietecha, Ray—Northwestern	1980-81
Marchetti, Gino—USF	1963	Winner, Charlie—Washington	1954-55
Marchibroda, Ted—St. Bonaventure	1975-79	Young, George—Bucknell	1970, 73
McCafferty, Don—Ohio State	1960-72	Zwahlen, Ernie—Oregon St.	1979
McCormack, Mike—Kansas	1980-81		
McCulley, Pete—Louisiana Tech.	1973-76		

Players

Abramowitz, Sid (T) Tulsa	1983	Boyd, Bob (DB) Oklahoma	1960-68
Agase, Alex (G) Illinois	1953	Braase, Ordell (DE) S. Dakota	1957-68
Allegre, Raul (K) Texas	1983	Bracelin, Greg (LB) California	1982-83
Allen, Gerald (B) Omaha	1966	Bragg, Mike (P) Richmond	1980
Alley, Don (F) Adams St.	1967	Braziel, Larry (DB) USC	1979-81
Alston, Mack (TE) UMES	1977-80	Brethauer, Monte (E) Oregon	1953-55
Ameche, Alan (B) Wisconsin	1955-60	Brown, Barry (E) Florida	1966-67
Amman, Richard (DE) Florida State	1972-73	Brown, Ed (QB) USF	1965
Anderson, Kim (DB) Arizona St.	1980-83	Brown, Ray (DB) Mississippi	1958-60
Anderson, Larry (DB) Louisiana Tech	1982-83	Brown, Timmy (RB) Ball State	1968
Andrews, John (TE) Indiana	1973-74	Bryan, Walter (B) Texas Tech	1955
Austin, Ocie (DB) Utah St.	1968-69	Bulaich, Norm (RB) TCU	1970-72
Averno, Sisto (G) Muhlenberg	1953-54	Burke, Randy (WR) Kentucky	1978-81
Bailey Elmer (WR) Minnesota	1982	Burkett, Jack (LB) Auburn	1961-66
Bailey, Jim (DT) Kansas	1970-74	Burroughs, James (CB) Michigan State	1982-83
Baker, Ron (OG) Oklahoma State	1978-79	Butler, Ray (WR) USC	1980-83
Baldischwiler, Karl (T) Oklahoma	1983	Call, Jack (B) Colgate	1957-58
Baldwin, Bob (B) Clemson	1966-67	Campanella, Joe (T) Ohio St.	1953-57
Ball, Sam (T) Kentucky	1966-70	Campbell, John (LB) Minnesota	1969
Ballard, Quinton (NT) Elon	1983	Carr, Roger (WR) Louisiana Tech	1974-81
Barnes, Mike (DE) Miami (Fla.)	1973-81	Cheatham, Ernie (T) Loyola LA	1954
Barwegen, Dick (G) Purdue	1953-54	Cherry, Stan (LB) Morgan State	1973
Baylor, Tim (DB) Morgan State	1976-78	Chester, Raymond (TE) Morgan State	1973-77
Beach, Pat (TE) Washington State	1982-83	Cheyunski, Jim (LB) Syracuse	1975-76
Bell, Mark (DE) Colorado State	1983	Chrovich, Dick (T) Miami (O)	1955-56
Berra, Tim (WR) Massachusetts	1974	Clemens, Bob (B) Pitt	1962
Berry, Raymond (E) SMU	1955-67	Cogdill, Gail (E) Washington St.	1968
Beutuca, Tony (LB) Chico State	1974	Cole, Terry (RB) Indiana	1968-69
Beutler, Tom (LB) Toledo	1971	Collett, Elmer (G) SF State	1973-77
Bielski, Dick (E) Maryland	1962-63	Colteryahn, Lloyd (E) Maryland	1954-56
Bighead, Jack (E) Pepperdine	1954	Colvin, Jim (T) Houston	1960-83
Blackwood, Lyle (S) TSU	1977-80	Conjar, Larry (B) Notre Dame	1969-70
Blandin, Ernie (T) Tulane	1953	Cook, Fred (DE) So. Mississippi	1974-80
Blue, Forrest (C) Auburn	1975-78	Cooke, Ed (E) Maryland	1959
Bieick, Tom (B) Georgia	1956		
Bouza, Matt (WR) Cal-Berkeley	1982-83		

Cooks, Johnnie (LB) Mississippi
State 1982-83

Coutre, Larry (B) Notre Dame 1953

Cradock, Nate (RB) Parsons 1963

Crosby, Cleveland (DE) Arizona 1982

Crouch, Terry (OG) Oklahoma 1982

Cuozzo, Gary (QB) Virginia 1963-66

Curry, Bill (C) George Tech 1967-72

Curtis, Mike (LB) Duke 1965-75

Curtis, Tom (DB) Michigan 1970-71

Davidson, Cotton (QB) Baylor 1954, 57

Davis, Milt (DB) UCLA 1957-60

Davis, Norman (G) Grambling 1967

Davis, Ted (LB) Georgia Tech 1964-66

DeCarlo, Art (E) Georgia 1957-60

Delaney, Jeff (S) Pittsburgh 1982

DeRoo, Brian (WR) Redlands Univ. 1979-81

DelBello, Jack (B) Miami (Fla.) 1953

Dickel, Dan (LB) Iowa 1974-77

Dickey, Curtis (RB) Texas A&M 1980-83

Diehl, John (T) Virginia 1961-64

Dilts, Bucky (P) Georgia 1979

Dixon, Zachary (RB) Temple 1980-82

Domres, Marty (QB) Columbia 1972-75

Donaldson, Ray (C) Georgia 1980-83

Donovan, Art (DT)
Boston Coll. 1953-61

Doughty, Glenn (WR) Michigan 1972-79

Drougas, Tom (T) Oregon 1972-73

Duncan, James (DB) Md. St. 1969-71

Dunlap, Len (DB) N. Tex. St. 1971

Dunn, Perry Lee (RB) Mississippi 1969

Dupre, L. G. (RB) Baylor 1955-59

Durham, Steve (DE) Clemson 1982

Dutton, John (DE) Nebraska 1974-78

Ecklund, Brad (C) Oregon 1953

Edmunds, Randy (LB) Georgia Tech. 1972

Edwards, Dan (E) Georgia 1953-54

Eggers, Doug (LB) S. Dakota St. 1954-57

Ehrmann, Joe (DT) Syracuse 1973-80

Embree, Mel (E) Pepperdine 1953

Enke, Fred (QB) Arizona 1953-54

Feagin, Wiley (G) Houston 1961-62

Feamster, Tom (T) Florida St. 1956

Feasel, Grant (C) Abilene Christian 1983

Federspiel, Joe (LB) Kentucky 1981

Felts, Bob (B) Florida A&M 1965

Fernandes, Ron (DE)
Eastern Michigan 1976-79

Fields, Greg (DE) Grambling 1979-80

Finnin, Tom (DT) Detroit 1953-56

Flowers, Bernie (E) Purdue 1956

Flowers, Dick (B) Northwestern 1953

Foley, Tim (DT) Notre Dame 1981

Foote, Chris (C) USC 1980-81

Franklin, Cleveland (RB) Baylor 1981-82

Franklin, Willie (WR) Oklahoma 1972

Fultz, Mike (DT) Nebraska 1981

Ganas, Rusty (DT) S. Carolina 1971

Gardin, Ron (DB) Arizona 1970-71

Garrett, Mike (P) Georgia 1981

Garry, Ben (RB) So. Mississippi 1979-80

Gaubatz, Dennis (LB) LSU 1965-69

George, Ed (T) Wake Forest 1975

Gilburg, Tom (T) Syracuse 1961-65

Ginn, Hubert (RB) Florida A&M 1973

Glasgow, Nesby (DB) Washington 1979-83

Glick, Gary (B) Colo. A&M 1961

Golsteyn, Jerry (QB) Northern Illinois 1979

Goode, Tom (C) Mississippi St. 1970

Grant, Bob (LB) Wake Forest 1968-70

Gregory, Ken (E) Whittier 1961

Green, Anthony (DT) N. Carolina State 1981

Griffin, Wade (T) Mississippi 1977-81

Griggs, Perry (KR) Troy State 1977

Grimm, Dan (G) Colorado 1969

Gross, Lee (C) Auburn 1979

Hall, Randy (CB) Idaho 1974, 76

Hardeman, Don (RB) Texas A&I 1978-79

Harness, Jim (B) Mississippi St. 1956

Harold, George (B) Allen 1966-67

Harris, Joe (LB) Georgia Tech 1982

Harris, Wendell (DB) LSU 1962-65

Harrison, Bob (B) Ohio U 1961

Harrison, Dwight (DB) Texas
A&I 1978-79

Hart, Jeff (T) Oregon State 1979-82

Hatchett, Derrick (CB) Texas 1980-82

Havrilak, Sam (B) Bucknell 1969-73

Hawkins, Alex (B)
South Carolina 1955-65, 67-68

Haymond, Alvin (DB) Southern U 1964-67

Heimkreiter, Steve (LB) Notre Dame 1980

Hemphill, Darryl (FS) West Texas State 1982

Hendricks, Ted (LB) Miami (Fla.) 1969-73

Henry, Bernard (WR) Arizona State 1982-83

Henry, Steve (DB) Emporia State 1981

Hepburn, Lonnie (CB)
Texas So. 1971-72

Hermann, John (B) UCLA 1956

Herrmann, Mark (QB) Purdue 1983

Herosian, Brian (S) Connecticut 1973

Hickman, Dallas (LB) California 1981

Hill, Jerry (RB) Wyoming 1961, 63-70

Hilton, Roy (DE) Jackson St. 1965-73

Hinton, Chris (T) Northwestern 1983

Hinton, Chuck (DT) N. Carolina Col. 1972

Hinton, Ed (WR) Oklahoma 1969-72

Hoaglin, Fred (C) Pitt 1973

Horn, Dick (B) Stanford 1958

Hudson, Nat (OG) Georgia 1982

Huff, Ken (G) N. Carolina 1975-82

Hugasian, Henry (B) Stanford 1955

Humiston, Mike (LB) Weber State 1983

Humm, David (QB) Nebraska 1981-82

Hunt, George (K) Tennessee 1973

Hunter, James (NT) USC 1982

Huzvar, John (RB) Pitt 1953-54

Hyde, Glenn (QT) Pittsburgh 1982

Jackson, Ken (G) Texas 1953-57

James, Tommy (B) Ohio St. 1956

Jefferson, Roy (WR) Utah 1970

Jenkins, Fletcher (DE) Washington 1982

Johnson, Cornelius (G) Va. Union 1968-72

Johnson, Gary Don (DT) Baylor 1980

Johnson, Greg (DT) Florida State 1977

Johnson, Marshall (WR)
Houston 1975-78

Jones, Bert (QB) LSU 1973-81

Jones, Ricky (LB) Tuskegee 1980-83

Joyce, Don (DE) Tulane 1954-60

Justin, Sid (CB) Long Beach St. 1982

Kaczmarek, Mike (LB) Southern Ill. 1973

Kafentzis, Mark (S) Hawaii 1983

Kalmanir, Tom (B) Nevada 1953

Keane, Tom (DB) W. Virginia 1953-54

Kennedy, Jimmie (TE)
Colorado State 1975-77

Kerkorian, Garry (QB)
Stanford 1954-56, 58

Kern, Rex (DB) Ohio State 1971-73

Kirchiro, Bill (G) Maryland 1962

Kirkland, Mike (QB) Arkansas 1976-78

Kirouac, Lou (T) Boston Coll. 1964

Koman, Bill (G) North Carolina 1956

Kostelnik, Ron (T) Cincinnati 1969

Kovac, Ed (B) Cincinnati 1960

Krahl, Jim (DT) Texas Tech. 1979-80

Krauss, Barry (LB) Alabama 1979-83

Krouse, Ray (DE) Maryland 1958

Kunz, George (T)
Notre Dame 1975-77, 80

Laird, Bruce (DB)
American International 1972-81

Landry, Greg (QB) Massachusetts 1979-81

Langas, Bob (E) Wayne 1954

Lange, Bill (G) Dayton 1953

LaPointe, Ron (TE) Penn St. 1980

Larson, Lynn (T) Kansas St. 1971-72

Laskey, Bill (LB) Michigan 1971-72

Leaks, Roosevelt (RB) Texas 1975-79

Leberman, Bob (B) Syracuse 1954

Lee, David (P) Louisiana Tech 1966-78

Lee, Monte (C) Texas 1965

Lee, Ron (RB) West Virginia 1976-78

Lesane, Jimmy (B) Virginia 1954

Lewis, Harold (B) Houston 1959

Lewis, Joe (T) Compton 1961

Linhart, Toni (K) Austria Tech.	1974-79	Owens, R. C. (E) Coll. of Idaho	1962
Linne, Aubrey (E) TCU	1961	Ozdowski, Mike (DE) Virginia	1978-81
Lipscomb, Gene (DT) Miller H.S.	1956-60	Padjen, Gary (LB) Arizona State	1982-83
Little, Jack (T) Texas A&M	1953-54	Pagel, Mike (QB) Arizona State	1982-83
Lockett, J.W. (B) Okla. Central	1963	Parker, Jim (T, G) Ohio St.	1957-67
Logan, Jerry (DB)		Parker, Steve (DE) Eastern Illinois	1983
W. Texas State	1963-72	Patera, Jack (LB) Oregon	1955-57
Looney, Joe Don (RB) Oklahoma	1964	Pear, Dave (DT) Washington	1975
Lorick, Tony (RB) Arizona St.	1964-67	Pearson, Preston (RB) Illinois	1967-68
Luce, Derrel (LB) Baylor	1975-78	Pellington, Bill (LB) Rutgers	1953-64
Lyles, Lenny (DB) Louisville	1958, 61-69	Pepper, Gene (G) Mississippi	1954
Mackey, Dee (E) E. Texas St.	1961-62	Perkins, Ray (WR) Alabama	1967-71
Mackey, John (TE) Syracuse	1963-72	Perry, Joe (RB) Compton	1961-62
MacLeod, Tom (LB) Minnesota	1974-78	Peterson, Gerald (T) Texas	1956
Maitland, Jack (RB) Williams	1970	Petties, Neal (E) San Diego St.	1964-66
Maples, Butch (C) Baylor	1963	Pinkney, Reggie (DB) East Carolina	1979-81
Marchetti, Gino (DE) USF	1953-64, 66	Pittman, Charlie (RB) Penn St.	1971
Marshall, Greg (DT) Oregon St.	1978	Plunkett, Sherm (T) Md. St.	1958-60
Martin, Jim (K) Notre Dame	1963	Poole, Barney (E) Army, Mississippi	1953
Matte, Tom (RB) Ohio St.	1961-72	Porter, Ricky (RB) Slippery Rock, Pa.	1983
Matusak, Marv (B) Tulsa	1959-61	Porter, Ron (LB) Idaho	1967-69
Mauack, Carl (LB) So. Illinois	1969	Porter, Tracy (WR) Louisiana State	1983
Maxwell, Tom (B) Texas A&M	1969-70	Pratt, Robert (G) N. Carolina	1974-81
Maxwell, Vernon (LB)		Preas, George (T) VPI	1955-65
Arizona State	1983	Pricer, Billy (RB) Oklahoma	1957-60
May, Ray (LB) USC	1970-72	Pyle, Palmer (G) Michigan St.	1960-63
Mayo, Ron (TE) Morgan State	1974	Raba, Bob (TE) Maryland	1980
McCall, Reese (TE) Auburn	1978-82	Radosevich, George (C) Pitt	1954-56
McCauley, Don (RB) N. Carolina	1971-81	Raiff, Jim (G) Dayton	1954
McHan, Lamar (QB) Arkansas	1961-63	Randle, Tate (CB) Texas Tech	1983
McMillan, Chuck (B) John Carroll	1954	Raymond, Gerry (OG) Boston College	1982
McMillan, Randy (RB) Pittsburgh	1981-83	Rechichar, Bert (DB, K) Tenn.	1953-59
McPhail, Buck (RB) Oklahoma	1953	Reece, Geoff (C) Washington St.	1978
Memmelaar, Dale (G) Wyoming	1966-67	Reed, Mark (QB) Moorhead, Minn.	1983
Mendenhall, Ken (C) Oklahoma	1971-80	Reese, Guy (T) SMU	1964-65
Michaels, Lou (DE, K) Kentucky	1964-69	Renfro, Dean (B) N. Texas St.	1955
Mike-Mayer, Steve (K) Maryland	1979-80	Ressler, Glenn (G) Penn St.	1965-74
Mildren, Jack (S) Oklahoma	1972-73	Rhodes, Danny (LB) Arkansas	1974
Miller, Dan (K) Miami (Fla.)	1982	Richardson, Jerry (E) Wofford	1959-60
Miller, Fred (DT) LSU	1963-72	Richardson, Willie (WR)	
Jim Mills (T) Hawaii	1983	Jackson St.	1963-69, 71
Mioduszewski, Ed (B) Wm. & Mary	1953	Riley, Butch (LB) Texas A&I	1969
Mitchell, Lydell (RB) Penn State	1972-77	Robinson, Chas. (G) Morgan State	1954
Mitchell, Tom (TE) Bucknell	1968-73	Robinson, Glenn (DE) Oklahoma St.	1975
Mooney, Ed (LB) Texas Tech	1972-73	Rowe, David (DT) Penn St.	1978
Moore, Alvin, (RB) Arizona State	1983	Rudnick, Tim (DB) Notre Dame	1974
Moore, Henry (B) Arkansas	1957	Saiter, Bryant (DB) Pittsburgh	1976
Moore, Jimmy (G) Ohio State	1981	Sample, John (DB) Maryland St.	1958-60
Moore, Lenny (RB) Penn State	1956-57	Sandusky, Alex (G) Clarion	1954-66
Morrall, Earl (QB) Michigan St.	1968-71	Sanford, Leo (C) Louisiana Tech	1958
Morrison, Don (OT) Texas-Arl	1978	Satterwhite, Howard (WR-KR)	
Mosier, John (TE) Kansas	1972	Sam Houston State	1977
Moss, Roland (RB, TE) Toledo	1969	Saul, Bill (LB) Penn St.	1962-63
Mumphord, Lloyd (CB) Texas So.	1975-78	Schlichter, Art (QB) Ohio State	1982
Munsey, Nelson (CB) Wyoming	1972-77	Schmiesing, Joe (DT-DE)	
Murtha, Greg (OT) Minnesota	1982	New Mexico State	1973
Mutscheller, Jim (E) Notre Dame	1954-61	Scott, Freddie (WR) Amherst	1974-77
Myers, Bob (T) Ohio St.	1955	Sharkey, Ed (G) Duke, Nevada	1953
Myhra, Steve (LB, K) N. Dakota	1957-61	Shaw, George (QB) Oregon	1955-58
Neal, Dan (C) Kentucky	1973-74	Shere, Dave (E) SMU	1959
Nelson, Andy (DB) Memphis St.	1957-63	Sherwin, Tim (TE) Boston College	1981-83
Nelson, Dennis (T) Illinois State	1970-74	Shields, Burrell (B) John Carroll	1955
Nettles, Doug (CB) Vanderbilt	1974-79	Shields, Lebron (G) Tennessee	1960
Newsome, Billy (DE) Grambling	1970-72	Shinners, John (G) Xavier	1972
Nichols, Robbie (LB) Tulsa	1970-71	Shinnick, Don (LB) UCLA	1957-68
Nottingham, Don (RB)		Shiver, Sanders (LB)	
Kent State	1971-73	Carson-Newman	1976-82
Novak, Ken (DT) Purdue	1976-77	Shlapak, Boris (K) Michigan St.	1972
Nowatzke, Tom (RB) Indiana	1970-72	Shula, Don (DB) John Carroll	1953-56
Nutter, Buzz (C) VPI	1954-60, 65	Shula, David (WR) Dartmouth	1981
Nyers, Dick (B) Indiana Central	1956-57	Siani, Mike (WR) Villanova	1978-80
Oatis, Victor (WR) N.W. Louisiana	1983	Simmons, Dave (LB) North Carolina	1982
O'Brien, Jim (K, WR) Cincinnati	1970-72	Simonini, Ed (LB) Texas A&M	1976-81
O'Dell, Stu (LB) Indiana	1978	Simonson, Dave (T) Minnesota	1974
Odum, Cliff (LB) Texas	1982	Simpson, Jack (B) Florida	1958-60
O'Neal, Calvin (LB) Michigan	1978	Sims, Marvin (RB) Clemson	1980-81
Oldham, Ray (S)		Sinnot, John (OT) Brown	1982
Middle Tennessee State	1973-77	Smith, Billy Ray (T) Arkansas	1961-70
Olds, Bill (RB) Nebraska	1973-75	Smith, Bubba (DE) Michigan St.	1967-71
Orduna, Joe (RB) Nebraska	1974	Smith, Ed (LB) Vanderbilt	1980-81
Orr, Jimmy (E) Georgia	1961-70	Smith, Holden (WR) Cal-Berkeley	1982
Orvis, Herb (DT) Colorado	1979-81	Smith, Ollie (WR) Tennessee State	1973-74
O'Steen, Dwayne (DB) San Jose St.	1982	Smith, Phil (WR) San Diego State	1983
Owens, Luke (T) Kent St.	1957	Smith, Zeke (LB) Auburn	1960

Smolinski, Mark (B) Wyoming	1961-62	Utt, Ben (OG) Georgia Tech	1982-83
Sommer, Mike (RB)		Van Divier, Randy (T) Washington	1981
Geo. Washington	1959-61	Van Duynes, Bob (G) Idaho	1974-80
Speyrer, Cotton (WR) Texas	1972-74	Varty, Mike (LB) Northwestern	1975
Spinney, Art (G)		Venuto, Jay (QB) Wake Forest	1981
Boston Coll.	1953-60	Vessels, Billy (RB) Oklahoma	1956
Stanback, Harry (DE) N. Carolina	1982	Vogel, Bob (T) Ohio St.	1963-72
Stark, Rohn (P) Florida State	1982-83	Volk, Rick (DB) Michigan	1967-75
Stevens, Howard (RB) Louisville	1975-77	Waechter, Henry (DE) Nebraska	1983
Stone, Avatus (B) Syracuse	1958	Wallace, Jackie (S) Arizona	1975-76
Stonebreaker, Steve (LB)		Ward, Jim (QB) Gettysburg	1967-69
Detroit	1964-66	Washington, Joe (RB) Oklahoma	1978-80
Strofolino, Mike (LB) Villanova	1965	Welch, Jim (B) SMU	1960-67
Stukes, Charles (DB) Md. St.	1967-72	White, Bob (B) Stanford	1955
Stynchula, Andy (T) Penn St.	1966-67	White, Stan (LB) Ohio State	1972-79
Sullivan, Dan (G. T)		Wilkerson, Daryl (DE) Houston	1981
Boston College	1962-72	Williams, John (G) Minnesota	1969-71
Szymanski, Dick (C. LB)		Williams, Kendall (CB) Arizona State	1983
Notre Dame	1955, 57-68	Williams, Kevin (WR) USC	1981
Tabor, Tom (DT) Baylor	1982	Williams, Newton (RB) Arizona State	1983
Taliaferro, George (B) Indiana	1953-54	Williams, Steve (DT) Western Car	1974
Taseff, Carl (B) John Carroll	1953-61	Wilson, Butch (E) Alabama	1963-67
Taylor, David (T) Catawba	1973-79	Windauer, Bill (DT) Iowa	1973-74
Taylor, Hosea (DE) Houston	1981	Wingate, Elmer (E) Maryland	1953
Taylor, Jim Bob (QB) Georgia Tech	1983	Winkler, Jim (T) Texas A&M	1953
Thomas, Jesse (B) Michigan St.	1955-57	Wisniewski, Leo (NT) Penn State	1982-83
Thomas, Spencer (DB) Washburn	1976	Womble, Royce (RB)	
Thompson, Arland (OG) Baylor	1982	N. Texas State	1954-57
Thompson, Aundra (WR)		Wood, Mike (K) S.E. Missouri	1981-82
East Texas State	1983	Woods, Mike (LB) Cincinnati	1979-81
Thompson, Don (DE) Richmond	1962-63	Wright, George (DT) Houston	1970-71
Thompson, Donnell (DE) N. Carolina	1981-83	Wright, Johnnie (RB) S.C.-Columbus	1982
Thompson, Norm (DB) Utah	1977-79	Wright, Steve (GT) Northern Iowa	1983
Thompson, Ricky (WR) Baylor	1976-77	Yohn, Dave (C) Gettysburg	1962
Thurston, Fred (G) Valparaiso	1958	Young, Buddy (B) Illinois	1953-55
Toth, Zollie (RB) LSU	1953-54	Young, Dave (TE) Purdue	1983
Troup, Bill (QB) S. Carolina	1974, 76-78	Young, Dick (B) Chattanooga	1955-56
Turner, Bake (E) Texas Tech.	1962	Zabel, Steve (LB) Oklahoma	1979
Unitas, John (QB) Louisville	1956-72		

The following players and coaches were members of the Baltimore Colts teams that played in the All American Football Conference and then in the NFL during the 1947-1950 seasons.

Coaches

Campofreda, Nick—W. Md.	1947	Isbell, Cecil—Purdue	1947-49
Conkright, Bill—Oklahoma	1949	Michalske, Mike—Penn State	1949
Crow, Clem—Notre Dame	1950	Milner, Wayne—Notre Dame	1950
Defilippo, Lou—Fordham	1948	O'Rourke, Chas.—Boston College	1949
Driskill, Walter—Colorado	1949	Pirro, Rocco—Catholic U.	1950
Edmonds, Don—Indiana	1947	Stidham, Tom—Haskell	1947-48
Hewlett, Andy—Davidson	1947	Taylor, John—Ohio State	1947
Hunt, Joel—Texas A&M	1947		

Players

Akins, Frank (B) Wash. St.	1947	Cooper, Ken (C) Vanderbilt	1949-50
Artoo, Lee (T) Santa Clara Calif.	1948	Corley, Elbert (C) Miss. St.	1948
Averno, Sisto (G) Muhlenberg	1950	Cowan, Bob (C) Indiana	1949
Barwegen, Dick (G) Purdue	1948-49	Crisler, Hal (E) San Jose St.	1950
Baumgartner, Bill (E) Minn.	1947	Cure, Armand (B) Rhode Isl.	1947
Bechotol, Hub (E) Texas	1947-49	Davis, Lamar (E) Ga. Tech.	1947-49
Benson, Warren (C) Minn.	1949	Dellerba, Spiro (B) Ohio St.	1948-49
Berezney, Pete (T) Notre Dame	1948	Donovan, Art (DT) Boston College	1950
Black, John (B) Miss. St.	1947	Dudish, Andy (B) Georgia	1947
Blanda, George (QB) Kentucky	1950	Faunce, Everett (B) Minn.	1949
Blandin, Ernie (T) Tulane	1948-50	Filchock, Frank (B) Indiana	1950
Blount, Lamar (E) Miss. St.	1947	Fletcher, Oliver (E) USC	1950
Brown, Hardy (LB) Tulsa	1950	Fowler, Aubrey (B) Arkansas	1948
Buksar, George (B) Purdue, USF	1950	French, Barry (G) Purdue	1947-50
Burk, Adrian (QB) Baylor	1950	Galvin, John (B) Purdue	1947
Campbell, Leon (B) Arkansas	1950	Gambino, Lucien (B) Md.	1948-49
Case, Ernie (B) UCLA	1947	Garrett, Bill (G) Miss. St.	1948-49
Castiglia, Jim (B) Georgetown	1947	Getchell, Gorham (E) Temple	1947
Coleman, Herb (C) Notre Dame	1948	Gillory, Byron (B) Texas	1949
Collins, Albin (B) LSU	1950	Grain, Ed (G) Penn.	1947-48
Colo, Don (T) Brown	1950	Graves, George (G) Marquette	1948

Grossman, Rex (B) Indiana	1948-50	Oristaglio, Bob (E) Penn	1950
Handley, Dick (C) Fresno St.	1947	O'Rourke, Chas (B) Boston College	1948-49
Hekkers, George (T) Wisc	1947	Owens, Jim (E) Oklahoma	1950
Hillenbrand, Bill (B) Indiana	1947-48	Page, Paul (B) SMU	1949
Jagade, Harry (B) Indiana	1949	Perina, Bob (B) Princeton	1950
Jenkins, Jito (T) Dartmouth	1949-50	Perpich, George (T) Georgetown	1947
Jensen, Bob (E) Iowa St.	1950	Pfohl, Bob (B) Purdue	1948-49
Jones, Ralph (E) Alabama	1947	Phillips, Mike (C) W. Md	1947
Kasap, Mike (T) Ill. & Purdue	1947	Poole, Oliver (E) Mississippi	1948
Kelley, Bob (B) Notre Dame	1949	Prewitt, Felto (C) Tulsa	1949
King, Ed (G) Boston College	1950	Rich, Herb (B) Vanderbilt	1950
Kingery, Wayne (B) LSU	1949	Ruthstrom, Ralph (B) SMU	1949
Kissell, Vito (B) Holy Cross	1950	Salata, Paul (E) USC	1950
Klug, Al (T) Marquette	1947-48	Schweder, John (G) Penn	1950
Kodba, Joe (C) Purdue	1947	Schwenk, Bud (B) Wash. U.	1947
Konetsky, Floyd (E) Florida	1947	Sidorik, Alex (T) Miss. St.	1948-49
Landerigan, Jim (T)		Sigurdson, Sig (E) Lutheran	1947
Holy Cross-Dartmouth	1947	Simmons, Jack (G) Detroit	1948
Leicht, Jake (B) Oregon	1948-49	Sinkwich, Frank (B) Georgia	1947
Leonard, Bill (E) Notre Dame	1949	Smith, Joe (E) Texas Tech	1948
Lio, Augie (G) Georgetown	1947	Spaniel, Frank (B) Notre Dame	1950
Livingston, Bob (B) Notre Dame	1950	Spavital, Jim (B) Okla. A&M	1950
Madar, Elmer (E) Michigan	1947	Spinney, Art (G) Boston College	1950
Maggioli, Achille (B) Notre Dame	1950	Spruill, Jim (T) Rice	1948-49
Marino, Vic (G) Ohio St.	1947	Stewart, Ralph (C) Missouri-N.D.	1948
Maves, Earl (B) Wisconsin	1948	Stone, Bill (B) Bradley	1949-50
Mayne, Lew (B) Texas	1948	Sylvester, John (B) Temple	1948
Mazzanti, Gino (B) Arkansas	1950	Terrell, Ray (B) Mississippi	1947
McCormick, Len (C) Baylor	1948	Tilman, Alonzo (C) Oklahoma	1949
Mellus, John (T) Villanova	1947-49	Tittle, Y. A. (QB) LSU	1948-50
Mertes, Bus (B) Iowa	1947-48	Trebotich, Ivan (B) St. Mary's	1947
Meyer, Gil (E) Wake Forest	1947	Vacanti, Sam (B) Nebraska	1948-49
Mobley, Ruby (B) Hardin-Simmons	1947	Vardian, John (B) Ft. Pierce	1947-48
Murray, Earl (G) Purdue	1950	Wedemeyer, Herman (B) St. Mary's	1949
Mutryn, Chet (B) Xavier	1950	Williams, Joel (C) Texas	1950
Nelson, Bob (C) Baylor	1950	Williams, Windell (E) Rice	1948
Nemeth, Steve (B) Notre Dame	1947	Wright, John (B) Maryland	1947
Nolander, Don (C) Minnesota	1947	Yokas, Frank (G) Great Lakes NTS	1947
North, John (E) Vanderbilt	1948-50	Zalejski, Ernie (B) Notre Dame	1950
Nowaskey, Bob (DE) Wash.	1948-50	Zorich, George (G) Northwestern	1947

NFL STADIUMS

American Football Conference

Club	Stadium	Capacity	Playing Surface
Buffalo	Rich Stadium	80,020	Astroturf
Cincinnati	Riverfront Stadium	59,754	Astroturf
Cleveland	Cleveland Stadium	80,322	Grass
Denver	Denver Mile High Stadium	75,103	Grass (PAT)
Houston	Astrodome	50,452	Astroturf
Indianapolis	Hoosier Dome	61,000	Astroturf
Kansas City	Arrowhead	78,067	Tartan Turf
Miami	Orange Bowl	75,459	Grass (PAT)
New England	Sullivan Stadium	61,297	Super Turf
New York	Shea Stadium	60,372	Grass
L.A. Raiders	Los Angeles Memorial Coliseum	101,603	Grass
Pittsburgh	Three Rivers Stadium	54,000	Tartan Turf
San Diego	San Diego-Jack Murphy Stadium	52,675	Grass
Seattle	Kingdome	64,757	Astroturf

National Football Conference

Atlanta	Atlanta-Fulton County	60,748	Grass
Chicago	Soldier Field	68,000	Astroturf
Dallas	Texas Stadium	65,101	Tartan Turf
Detroit	Pontiac Silverdome	80,638	Astroturf
Green Bay	Lambeau Field	56,194	Grass
	Milwaukee County Stadium	55,963	Grass
L.A. Rams	Anaheim Stadium	69,045	Grass
Minnesota	Hubert H. Humphrey Metrodome	62,200	Super Turf
New Orleans	Louisiana Superdome	71,330	Astroturf
New York	Giants Stadium	76,891	Astroturf
Philadelphia	Philadelphia Veterans	71,529	Astroturf
St. Louis	Busch Memorial Stadium	51,392	Astroturf
San Francisco	Candlestick Park	61,185	Grass
Tampa Bay	Tampa Stadium	72,126	Grass
Washington	Robert F. Kennedy Mem. Stadium	55,045	Grass (PAT)

THE COLT DRAFT STORY

COLT FIRST ROUND DRAFT CHOICES

- | | |
|---|---|
| 1953—Billy Vessels, HB, Oklahoma | 1971—Don McCauley, RB, N. Carolina |
| 1954—Cotton Davidson, QB, Baylor | Leonard Dunlap, DB, N. Texas St. |
| 1955—George Shaw, QB, Oregon
(bonus) | 1972—Tom Drougas, T, Oregon |
| Alan Ameche, FB, Wisconsin | 1973—Bert Jones, QB, LSU |
| 1956—Lenny Moore, HB, Penn State | Joe Ehrmann, DT, Syracuse |
| 1957—Jim Parker, T, Ohio State | 1974—John Dutton, DE, Nebraska |
| 1958—Lenny Lyles, HB, Louisville | Roger Carr, WR, Louisiana Tech |
| 1959—Jackie Burkett, C-LB, Auburn | 1975—Ken Huff, G, North Carolina |
| 1960—Ron Mix, T, Southern Cal | 1976—Ken Novak, DT, Purdue |
| 1961—Tom Matte, HB, Ohio State | 1977—Randy Burke, WR, Kentucky |
| 1962—Wendell Harris, HB, LSU | 1978—Reese McCall, TE, Auburn |
| 1963—Bob Vogel, T, Ohio State | 1979—Barry Krauss, LB, Alabama |
| 1964—Marv Woodson, HB, Indiana | 1980—Curtis Dickey, RB, Texas A&M |
| 1965—Mike Curtis, FB-LB, Duke | Derrick Hatchett, DB, Texas |
| 1966—Sam Ball, T, Kentucky | 1981—Randy McMillan, RB, Pittsburgh |
| 1967—Bubba Smith, T, Michigan State | Donnell Thompson, DE, North
Carolina |
| 1968—John Williams, G, Minnesota | 1982—Johnnie Cooks, LB, Mississippi St. |
| 1969—Eddie Hinton, FI, Oklahoma | Art Schlichter, QB, Ohio State |
| 1970—Norm Bulaich, RB, TCU | 1983—John Elway, QB, Stanford |
| | 1984—Leonard Coleman, CB, Vanderbilt |
| | Ron Solt, OG, Maryland |

1953

1—Billy Vessels, HB, Oklahoma; 2—Bernie Flowers, E, Purdue; 3—Buck McPhail, FB, Oklahoma; 4—Tom Catlin, C, Oklahoma; 5—Jack Little, T, Texas A&M; 6—Jim Sears, HB, USC; 7—Bill Athey, G, Baylor; 8—Jim Prewett, T, Tulsa; 9—Bob Blair, TE, TCU; 10—John Cole, HB, Arkansas; 11—Gene Rossi, HB, Cincinnati; 12—Kaye Vaughn, G, Tulsa; 13—Bobby Moorhead, HB, Georgia Tech; 14—Frank Continetti, G, George Washington; 15—Buddy Sutton, HB, Arkansas; 16—Jim Currin, E, Dayton; 17—George Rambour, T, Dartmouth; 18—LeRoy Labat, HB, LSU; 19—Bill Powell, HB, California; 20—Pete Russo, T, Indiana; 21—Frank Kirby, T, Bucknell; 22—Merlin Gish, C, Kansas; 23—Mike Housepian, G, Tulane; 24—Monte Brethauer, E, Oregon; 25—Joe Szombathy, E, Syracuse; 26—Scott Prescott, C, Minnesota; 27—Ray Graves, HB, Texas A&M; 28—Joe Sabol, HB, UCLA; 29—Jack Alessandrini, G, Notre Dame; 30—Tom Roche, T, Northwestern.

1954

1—Cotton Davidson, QB, Baylor; 2—Larry Grigg, B, Oklahoma U.; 4—Thomas Allman, B, W. Virginia; 5—Don Ellis, B, Texas A&M; 7—Glenn Turner, B, Georgia Tech; 8—Dennis McCotter, G, Detroit U.; 9—Robert Adams, G, Shippensburg St. Tchrs.; 10—Robert Schoonmaker, B, Missouri; 11—Robert Leberman, B, Syracuse; 12—Donald Chelf, T, Iowa; 13—David McMillan, B, John Carroll; 14—Ordell Braase, T, S. Dakota State; 15—Joseph D'Agostino, G, Florida U.; 16—Alex Sandusky, C, Clarion St. Tchrs.; 17—Thomas Adkins, C, Kentucky; 18—Richard Shinault, B, Texas Western; 19—Charles Wenzlau, C, Miami (Ohio); 20—Raymond Berry, E, S.M.U.; 21—Robert Lade, G, Nebraska St. Tchrs.; 22—Robert Meyer, T, Ohio State; 23—Leon Hardeman, B, Georgia Tech; 24—Donald Kerlin, B, Concordia; 25—Pepper Rodgers, B, Georgia Tech; 26—Jesus Esparza, T, New Mexico A&M; 27—William Sennett, C, George Tech; 28—Raymond Ecstrom, C, Westminster; 29—Claude Taliaferro, B, Illinois; 30—Patrick Abruzzi, B, Rhode Island.

1955

Bonus Pick—George Shaw, QB, Oregon; 1—Alan Ameche, B, Wisconsin; 2—Richard Szymanski, C, Notre Dame; 3—L. G. Dupre, B, Baylor; 4—Jack Patera, G, Oregon (Traded by New York); 5—George Preas, G, V.P.I.; 6—Leo Lewis, B, Lincoln University (Missouri); 7—Frank McDonald, C, Miami (Florida); 8—Dale Meinert, G, Oklahoma A&M; 9A—Walter Bryan, B, Texas Tech; 9B—William Evans, G, Miami (Ohio) (Traded by New York); 11—Emil Radik, B, Omaha; 12—Dick Cherovich, T, Miami (Ohio); 13—Pat Abbruzzi, B, Rhode Island; 14—John Lee, B, Georgia Tech; 15—Gerald Peterson, T, Texas; 16—Dick Laswell, T, T.C.U.; 17—Wesley Clark, T, Mississippi Southern; 18—Charles Shepherd, B, North Texas State; 19—James Cobb, T, Abilene Christian; 20—Charles Cianciola, C, Lawrence College; 21—Nick Manych, C, Michigan State Normal; 22—Jerry Welch, B, South Dakota State; 23—Dick McNamara, B, Minnesota; 24—Alex Esquivel, B, Mexico City College (Mexico); 25—Richard Grann, T, Rhode Island; 26—Marion Minker, T, Bucknell; 27—James Locke, T, V.P.I.; 28—Robert Myers, T, Ohio State; 29—Bill Waters, T, Austin College.

1956

1—Lenny Moore, HB, Penn State; 2—Dick Donlin, E. Hamline; 3—Bob Pascal, HB, Duke; 4—B.C. Inabinet, T, Clemson; 5—Herb Gray, E, Texas; 6—Dan Schmidt, HB, Texas Tech; 7—Bill Waters, T, Austin; 8—Bill Koman, G, North Carolina; 9—John Lewis, E, Michigan State; 10—Gene Scott, HB, Centre; 11—Dennis Shaw, E, N. Texas State; 12—Steve Myhra, G, North Dakota; 13—Jack Hill, HB, Utah State; 14—Ted Schwanger, HB, Tennessee Poly; 15—John Polzer, LB, Virginia; 16—Gene Hendrix, HB, Drake; 17—Bill Dannenhauer, E, Emporia; 18—Earl Looman, G, Stetson; 19—Bob Fyvie, T, Lafayette; 20—Bob Hill, FB, Jackson; 21—Jim Harness, HB, Mississippi State; 22—Pat Del Vicaro, G, Mississippi Southern; 23—Al Stephenson, T, Idaho State; 24—Bobby Fox, HB, E, Texas State; 25—Bradley Mills, HB, Kentucky; 26—Jim Lohr, G, S. E. Missouri; 27—Herb Hartwell, HB, Virginia; 28—John Shearer, QB, Shepherd; 29—Jim Rusher, E, Kansas State; 30—Terry Sweeney, HB, Middle Tenn. State.

1957

1—Jim Parker, T, Ohio State; 2—Don Shinnick, LB, UCLA; 3—Luke Owens, T, Kent State; 4—Jackie Simpson, HB, Florida; 5—Ron Underwood, HB, Arkansas; 6—Bill Pricer, FB, Oklahoma; 7—Reuben Saage, HB, Baylor; 8—Jack Harmon, HB, East Oregon State; 9—Robert White T, Otterbein; 10—Joe Grisham, E, Austin Peay; 11—Andy Nelson, QB, Memphis State; 12—Don Simonic, T, Tennessee Poly; 13—John Call, HB, Colgate; 14—Joe Guido, HB, Youngstown; 15—Hall Whitley, C, Texas A. & I.; 16A—Joe Cannavino, HB, Ohio State (In trade for fullback Charles Shepard); 16B—Ed Praelock, T, Kansas; 17—Dan Wisniewski, G, Pittsburgh; 18—Jim Villa, HB, Allegheny; 19—Charles Frochle, T, St. John's of Minn.; 20—Walt Livingstone, HB, Heidelberg; 21—Owen Mulholland, HB, Houston; 22—Chet Van Atta, LB, Kansas; 23—Connie Baird, E, Hardin-Simmons; 24—Harwood Hoeft, E, South Dakota State; 25—Harlon Geach, T, College of Idaho; 26—Joe Unitas, T, Louisville; 27—Len DeMalon, LB, St. Vincent's of Pennsylvania; 28—Walt Schneiter, T, Colorado; 29—Bob Rasmussen, G, Minnesota; 30—Bob Bailey, E, Thiel.

1958

1—Leonard Lyles, HB, Louisville; 2—Bob Stransky, HB, Colorado; 3—Joe Nicely, G, West Virginia; 4—Les Walters, E, Penn State; 5—Raymond Brown, QB-HB, Mississippi; Bob Taylor, E, Vanderbilt; 7—John Sample, HB, Maryland State (In trade from Pittsburgh); John Diehl, T, Virginia; 8—Floyd Peters, G, San Francisco State; 9—Harold Bullard, FB, Lenoir Rhyne; 10—Ray Chamber, HB, South Dakota; 11—Bobby Jordon, HB, V. M. I.; 12—Tommy Addison, T, South Carolina; 13—Jerry Richardson, E, Wofford; 14—Ken Hall, HB-FB, Texas A. & M.; 15—Les Carney, HB, Ohio; 16—Arch Matsos, G-LB, Michigan State; 17—James Reese, QB, Minnesota; 18—Dale Lloyd, C, Georgia; 19—Tim Murnen, G, Bowling Green; 20—Tom Forrestal, QB, Navy; 21—Jim Faulk, HB, Texas Christian; 22—Bob McKee, E, Monmouth; 23—Phil Parslow, HB, UCLA; 24—Bobby Sandlin, HB, Tennessee; 25—Jim Roundtree, HB, Florida; 26—Bob Grimes, G, Central Michigan; 27—George Dintiman, HB, Lock Haven Teachers; 28—Jim Murphy, T, East Tennessee State Teachers; 29—Doug Padgett, E, Duke; 30—Gary Lund, G, Utah State.

1959

1—Jackie Burkett, C, LB, Auburn; 2—Dave Sherer, E, S.M.U.; 3—Traded to Detroit for Ray Krouse; 4—Zeke Smith, G, LB, Auburn; 5—Hanson Churchwell, G, LB, Mississippi; 6—Palmer Pyle, T, Michigan State; 7—Harold Lewis, HB, Houston; 8—Tom Coffey, HB, West Texas State; 9—Tom Brown, G, Minnesota; 10—Don Stewart, E, S.M.U.; 11—Tom Stephens, HB, Syracuse; 12—Richard Wood, QB, Auburn; 13—Rudy Smith, G-T, Mississippi; 14—Fredie Burket, HB, Southeastern Oklahoma; 15—Ted Foret, T, Auburn; 16—Morris Keller, T, Clemson; 17—Leroy Bergen, T, South Dakota State; 18—Opie Bandy, E-LB, Tulsa; 19—Milton Crain, C-LB, Mississippi; 20—Paul Balonick, C-LB, North Carolina State; 21—John Hertenstein, FB, Michigan; 22—Lonny Leatherman, T, T.C.U.; 23—Bob Davis, HB, Houston; 24—Bob Nonogratz, G-LB, Army; 25—Ed Kieffer, HB, Syracuse; 26—Rene Lorio, HB, Mississippi Southern; 27—Thurman Terry, T, Rice University; 28—Fred Long, FB, Iowa; 29—Perry McGriff, E, Florida; 30—Blair Weese, FB, West Virginia Tech.

1960

1—Ron Mix, T, U.S.C.; 2—Don Floyd, T, T.C.U.; 2—Marvin Terrell, G, Mississippi (selection obtained in trade with New York for George Shaw); 3—Jim Welch, HB, S.M.U.; 4—Geerhard Schwedes, HB, Syracuse; 5—Marvin Laster, HB, T.C.U.; 6—Al Bansavage, G, U.S.C.; 7—Harry Beabout, T, Purdue; 8—Jim Colvin, T, Houston; 9A—Bob Hall, T, Kent State; 9B—Don Perkins, HB, New Mexico (selection obtained in trade with Philadelphia for Jimmy Carr); 10A—Ernest Barnes, C, North Carolina College; 10B—Bobby Boyd, QB, Oklahoma (selection obtained in trade with Washington for Hanson Churchwell); 11—Bob Wehking, C, Florida; 12—Bill Bucek, HB, Rice; 13—Jim Nemeth, C, South Carolina; 14—Dale Johannson, T, Augustana College; 15—Larry Grantham, E, Mississippi; 16—George Boynton, HB, East Texas State; 17—Jim Beaver, T, Florida; 18—Dan Sheeham, T, Chattanooga; 19—Bill Carpenter, E, Army; 20—Bob Hogue, T, Shepherd.

1961

1—Tom Matte, HB, Ohio State; 2—Tom Gilburg, T, Syracuse; 3—Jerry Hill, HB, Wyoming; 4—Ken Gregory, E, Whittier; 5A—Ron Osborne, T, Clemson; 5B—Ed Dyas, FB, Auburn; 6—Don Kern, HB, V.M.I.; 7—Ike Grimsley, HB, Michigan State; 8—Paul Terhes, QB, Bucknell; 9—Pete Nicklas, T, Baylor; 10—Bob Clemens, HB, Pitt; 11—Ralph White, T, Bowling Green; 12—Dick Reynolds, T, North Carolina State; 13—Dallas Garber, FB, Marietta; 14—Bob Hunt, T, S.M.U.; 15—E. A. Sims, E, New Mexico State; 16—Tom Weisner, FB, Wisconsin; 17—Steve Jastrzemski, E, Pitt; 18—Wilson Allison, T, Baylor; 19—Joe Novsek, T, Tulsa; 20—Al Kimbrough, HB, Northwestern.

1962

1—Wendell Harris, HB, Louisiana State; 2—Bill Saul, LB, Penn State; 3—Dan Sullivan, T, Boston College; 4—Jim Dillard, HB, Oklahoma State; 5—Jerry Croft, G, Bowling Green; 6—Traded to Green Bay; 7—Fred Miller, T, Louisiana State (future); 8—Pete Brokaw, HB, Syracuse; 9A—Roy Walker, FB, Purdue; 9B—Walt Rappold, QB, Duke; 10—Fred Moore, T, Memphis State; 11—Scott Tyler, HB, Miami, Ohio; 12—Bake Turner, HB, Texas Tech; 13—Charles Holmes, FB, Maryland State; 14—Stinson Jones, HB, V.M.I.; 15—Joe Monte, G, Furman; 16—Ray Abruzzese, HB, Alabama; 17—Bill Knocke, HB, Fresno State; 18—Mel Rideout, QB, Richmond; 19—Fred Gillett, HB, Los Angeles State; 20—Herm McKee, HB, Washington State.

1963

1—Bob Vogel, T, Ohio State; 2A—John Mackey, E-HB, Syracuse; 2B—Butch Wilson, FB, Alabama; 3—Traded to St. Louis; 4A—Jerry Logan, HB, West Texas State; 4B—Harlow Fullwood, T, Virginia Union; 5—Bill Ventura, E, Richmond; 6—Jerry Cook, HB, Texas; 7—Willie Richardson, E, Jackson State; 8—Dave Hayes, FB, Penn State; 9—Don Trull, QB, Baylor; 10—Bill Siekierski, G, Missouri; 11—Winston Hill, T, Texas Southern; 12—Butch Maples, C, Baylor; 13—Paul Watters, T, Miami, Ohio; 14—Neil Petties, E, San Diego State; 15—Leon Mavity, HB, Colorado; 16—Dick Quast, E, Memphis State; 17—Kern Carson, HB, San Diego State; 18—Luther Woodruff, T, North Carolina A & T; 19—Steve Berzansky, FB, West Virginia; 20—D. L. Hurd, E, San Francisco State.

1964

1—Mary Woodson, HB, Indiana; 2—Tony Lorick, HB, Arizona State; 3—Traded to Green Bay; 4—Ted Davis, LB, Georgia Tech; 5—Ed Lothamer, T, Michigan State; 6—Jim Mazurek, T, Syracuse; 7—Ken Sugarman, T, Whitworth; 8—John Williamson, LB, Louisiana Tech; 9—Vince Turner, HB, Missouri; 10—Traded to Detroit; 11—John Paglio, T, Syracuse; 12—Ken Graham, HB, Washington State; 13—Charlie Parker, T, Southern Mississippi; 14—John Case, E, Clemson; 15—Larry Kramer, T, Nebraska; 16—Roger Lopes, FB, Michigan State; 17—Don Green, HB, Susquehanna; 18—Alvin Haymond, HB, Southern U; 19—Owen Dejanovich, T, Arizona State (Flag-staff); 20—John Butler, FB, San Diego State.

1965

1—Mike Curtis, FB-LB, Duke; 2—Ralph Neely, T, Oklahoma; 3A—Traded to San Francisco; 3B—Glenn Ressler, G, Penn State (from Vikings); 4A—Dave Johnson, HB, San Jose State; 4B—Martin Schottenheimer, LB, Pitt (from Redskins); 5—John McGuire, E, Syracuse; 6A—Al Atkinson, T, Villanova; 6B—Bob Felts, HB, Florida A&M (from Giants); 7—John Kolocek, T, Corpus Christi; 8—Roosevelt Davis, T, Tennessee A&I; 9—Tom Bleick, HB, Georgia Tech; 10—George Harold, HB, Allen U; 11—Lamar Richardson, E, Fisk U; 12—Ted Radosovich, G, Cincinnati; 13—Bruce Airheart, HB, North Dakota State; 14—Jerry Fishman, LB, Maryland; 15—Roy Hilton, E, Jackson State; 16—Steve Tensi, QB, Florida State; 17—Rick Reichardt, E, Wisconsin; 18—Charley King, HB, Purdue; 19—Barry Brown, E-LB, Florida; 20—George Haffner, QB, McNeese State; Raymond Johnson, C, Prairie View (from Washington).

1966

1—Sam Ball, T, Kentucky; 2—Butch Allison, G, Missouri; 3—Rick Kestner, E, Kentucky; 4A—Rod Sherman, FL, Southern California (from Cowboys); 4B—Hoyle Granger, FB, Mississippi State; 5—Traded to Cowboys; 6—Stas Moliszewski, LB, Princeton; 7A—Dave Ellis, T, North Carolina State (from 49ers); 7B—Ray Perkins, FL, Alabama; 8A—Gerald Allen, HB, Omaha (from Vikings); 8B—Jack White, QB, Penn State; 9—Gerald Gross, HB, Auburn; 10—Claude Brownlee, DE, Benedict; 11—Eric Crabtree, HB, Pittsburgh; 12—Jim Carter, G, Tennessee A&I; 13—Bob Hadrick, E, Purdue; 14—Jim Ward, QB, Gettysburg; 15—Lee Garner, LB, Mississippi; 16—Rod Steward, E, Duke; 17—Randy Matson, T, Texas A&M (found ineligible for drafting); 18—Ed Toner, T, Massachusetts; 19—Ken Duke, FB, Morgan State; 20—Tom Carr, T, Morgan State.

1967

1A—Bubba Smith, DE, Michigan State (from Saints); 1B—Jim Detwiler, HB, Michigan; 2—Rick Volk, DB, Michigan; 3A—Norman Davis, G, Grambling (from Saints); 3B—Leon Ward, LB, Oklahoma State; 4—Charles Stukes, DB, Maryland State; 5—Ron Porter, LB, Idaho (from Falcons); 6—Terry Southall, QB, Baylor; 7—Bo Rein, FL, Ohio State; 8A—Lee Anderson, DT, Bishop (from Cardinals); 8B—Cornelius Johnson, T, Virginia Union; 9—Ron Kirkland, HB, Nebraska; 10—Leigh Gilbert, FB, Northern Illinois; 11—Herman Reid, T, St. Augustine's; 12A—Preston Pearson, DB, Illinois (from Steelers); 12B—J. B. Christian, G, Oklahoma State; 13—Marc Allen, DT, West Texas State; 14—Pat Conley, LB, Purdue; 15—Bob Wade, DB, Morgan State; 16—Don Alley, FL, Adams State; 17—Traded to Saints.

1968

1—John Williams, T, Minnesota; 2—Bob Grant, LB, Wake Forest; 3—Rich O'Hara, E, Northern Arizona; 4—James Duncan, DB, Maryland State; 5—Paul Elzey, LB, Toledo; 6—Traded to Atlanta; 7—Anthony Andrews, HB, Hampton Institute; 8—Tommy Davis, DT, Tennessee A&I; 9—Terry Cole, FB, Indiana; 10A—Ocie Austin, DB, Utah State; 10B—Ed Tomlin, FB, Hampton Institute; 11—Bill Pickens, G, Houston; 12—James Jackson, DT, Jackson State; 13—Howie Tennebar, G, Kent State; 14—Charles Mitchell, TE, Alabama State; 15—Jeff Beaver, QB, North Carolina; 16—Walt Blackledge, FL, San Jose State; 17—Ray Pederson, G, State College of Iowa.

1969

1—Ed Hinton, FL, Oklahoma; 2A—Ted Hendricks, LB, Miami; 2B—Tom Maxwell, DB, Texas A&M; 3—Dennis Nelson, T, Illinois State; 4—Jackie Stewart, FB, Texas Tech; 5—King Dunlap, DT, Tenn. A&I; 6—Bill Fortier, G, Louisiana State; 7A—Gary Fleming, LB, Stanford; 7B—Roland Moss, RB, Toledo; 8—Sam Havrilak, DB, Bucknell; 9A—George Wright, DT, Sam Houston; 9B—Larry Good, QB, Georgia Tech; 10—Marion Griffin, TE, Purdue; 11—Ken Delaney, T, Akron; 12—Butch Riley, LB, Texas A&I; 13—Carl Mauck, LB, So. Ill.; 14—Dave Bartelt, LB, Colorado; 15—George Thompson, DB, Marquette; 16—Jim McMillan, FL, The Citadel; 17—Joe Cowan, FL, Johns Hopkins.

1970

1—Norm Bulaich, RB, TCU; 2—Jim Bailey, DT, Kansas; 3A—Jim O'Brien, K-WR Cincinnati; 3B—Ara Person, TE, Morgan State; 4—Steve Smear, DT, Penn State; 5—Billy Newsome, DE, Grambling; 6—Ron Gardin, FL, Arizona; 7—Gordon Slade, QB, Davidson; 8—Bob Bouley, T, Boston College; 9—Barney Harris, CB, Texas A&M; 10—Dick Palmer, LB, Kentucky; 11—George Edwards, RB, Fairmont St. (W. Va.); 12—Don Burrell, FL, Angelo St.; 13—Dave Polak, LB, Bowling Green; 14—Tom Curtis, S, Michigan; 15—Phillip Gary, DE, Kentucky State; 16—Jack Maitland, RB, Williams; 17—Alvin Pearman, RB, Colgate.

1971

1A—Don McCauley, RB, North Carolina (awarded from Miami); 1B—Leonard Dunlap, DB, North Texas State; 2—Bill Ateasis, DT, Texas; 3—Karl Douglas, QB, Texas A&I; 4—Traded to Pittsburgh; 5—John Andrews, TE, Indiana; 6—Ken Frith, DT, Northeast Louisiana; 7—Gordon Bowdell, WR, Michigan State; 8—Willie Bogan, DB, Dartmouth; 9—Bill Burnett, RB, Arkansas; 10—Rex Kern, QB, Ohio State; 11—Dave Jones, LB, Baylor; 12A—Bob Wuensch, T, Texas (from Pittsburgh); 12B—Bill Triplett, WR, Michigan State; 13—Tom Neville, LB, Yale; 14—Mike Mikolayunas, RB, Davidson; 15—Mike Hogan, LB, Michigan State; 16—Rich Harrington, DB, Houston; 17—Don Nottingham, RB, Kent State.

1972

1—Tom Drougas, T, Oregon; 2A—Jack Mildren, S, Oklahoma (from Oakland); 2B—Glenn Doughty, WR, Michigan (from Washington); 2C—Lydell Mitchell, RB, Penn State; 4—Eric Allen, WR, Michigan State; 5—Don Croft, DT, Texas El Paso; 6—Bruce Laird, S, American International; 7—John Sykes, RB, Morgan State; 8A—Al Qualls, LB, Oklahoma (from San Diego); 8B—Van Brownson, QB, Nebraska; 9—Gary Hambell, DT, Dayton; 10—Dave Schilling, RB, Oregon State; 11—Fred DeBernardi, DE, Texas El Paso; 12—Gary Theiler, TE, Tennessee; 13—Herb Washington, WR, Michigan State; 14—John Morris, C, Missouri Valley; 15—Robin Parkhouse, LB, Alabama; 16—Gary Wichard, QB, C. W. Post; 17—Stan White, LB, Ohio State.

1973

1A—Bert Jones, QB, LSU (from New Orleans); 1B—Joe Ehrmann, DT, Syracuse; 2—Mike Barnes, DE, Miami; 3A—Bill Olds, RB, Nebraska (from Denver through Houston); 3B—Jamie Rotella, LB, Tennessee; 4A—Gery Palmer, T, Kansas (from Chicago through Philadelphia); 4B—Ollie Smith, WR, Tennessee State (from San Diego); 5—David Taylor, G, Catawba; 8A—Ray Oldham, DB, Middle Tennessee (from San Diego); 8B—Bill Windauer, G, Iowa; 11—Dan Neal, C, Kentucky; 12—Bernard Thomas, DE, Western Michigan; 13—Tom Pierantozzi, QB, West Chester; 14—Ed Williams, RB, West Virginia; 15—Jackie Brown, DB, South Carolina; 16—Marty Januskiewicz, RB, Syracuse; 17—Guy Falkenhagen, T, Northern Michigan.

1974

1A—John Dutton, DE, Nebraska; 1B—Roger Carr, WR, Louisiana Tech (from Los Angeles); 2A—Fred Cook, DE, Southern Mississippi; 2B—Ed Shuttlesworth, RB, Michigan (from Philadelphia); 3A—Glenn Robinson, LB, Oklahoma State; 3B—Robert Pratt, G, North Carolina (from Denver); 4—Tony Bell, S, Bowling Green; 5—Doug Nettles, CB, Vanderbilt (from Minnesota); 6—Danny Rhodes, LB, Arkansas (from New England); 7A—Noah Jackson, G, Tampa; 7B—Dan Dickel, LB, Iowa (from Denver); 7C—Freddie Scott, WR, Amherst (from Buffalo); 8A—Greg Latta, TE, Morgan State; 8B—Paul Miles, RB, Bowling Green (from Denver); 10A—Bob Van Duyne, G, Idaho; 10B—Glenn Ellis, DT, Elon (from Los Angeles); 11—Tim Rudnick, DB, Notre Dame; 12A—Dave Simonson, T, Minnesota; 12B—Bob Bobrowski, QB, Purdue (from Washington); 13—Randy Hall, S, Idaho; 14—Ed Collins, WR, Rice; 15—Pat Kelly, LB, Richmond; 16—Dave Margavage, T, Kentucky; 17A—Tim Berra, WR, Massachusetts; 17B—Buzzy Lewis, DB, Florida State (from Washington).

1975

1—Ken Huff, G, North Carolina (from Atlanta); 3A—Mike Washington, DB, Alabama; 3B—Dave Pear, DT, Washington (from Chicago); 4A—Marshall Johnson, RB, Houston; 4B—Paul Linford, DT, Brigham Young (from N.Y. Jets); 5—Roosevelt Leaks, FB, Texas; 6—Don Westbrook, WR, Nebraska (from N.Y. Giants); 7A—Kim Jones, FB, Colorado State; 7B—Steve Joachim, QB, Temple (from Chicago); 7C—Derrel Luce, LB, Baylor (from N.Y. Jets through Chicago); 8A—John Bushong, DE, Western Kentucky; 8B—Greg DenBoer, TE, Michigan (from Chicago through Denver); 8C—Mario Cage, RB, Northwestern (La.) State (from Green Bay); 9—Royce McKinney, DB, Kentucky State; 10—Phil Waganheim, P, Maryland; 11—Dave Hazel, WR, Ohio State; 12—Brad Storm, LB, Iowa State; 13—John Roman, G, Idaho State; 14—Mike Smith, C, SMU; 15—John Goodie, FB, Langston; 16A—Bill Malouf, WR, DB, Mississippi; 16B—Mike Evavold, DT, Macalester (from San Francisco); 16C—Bob Smith, DB, Maryland (from Oakland); 17A—David McKnight, LB, Georgia; 17B—Mike Bengard, DE, Northwestern (Iowa) (from San Francisco); 17C—Frank Russell, WR, Maryland (from Oakland).

1976

1—Ken Novak, DT, Purdue; 2—Choice to Pittsburgh; 3A—Ed Simonini, LB, Texas A & M; 3B—Ron Lee, RB, West Virginia (from Tampa Bay); 4—Choice to Pittsburgh; 5A—Sanders Shiver, LB, Carson-Newman (from Chicago through Miami and Chicago); 5B—Mike Kirkland, QB, Arkansas; 6—Choice to Buffalo; 7—Choice to New Orleans through Chicago and Oakland; 8—Ricky Thompson, WR, Baylor; 9—Stu Levenick, T, Illinois; 10—Tim Baylor, DB, Morgan State; 11—Rick Gibney, DT, Georgia Tech; 12—Frank Stavroff, K, Indiana; 13—Choice to Oakland; 14—Jeremiah Cummings, DE, Albany (Ga.) State; 15—Gary Alexander, T, Clemson; 16A—Mike Fuhrman, TE, Memphis State (from Washington through Baltimore and San Francisco); 16B—Steve Ludwig, C, Miami (Fla.); 17—Choice to Oakland.

1977

1—Randy Burke, WR, Kentucky; 2—Mike Ozdowski, DE, Virginia; 6—Calvin O'Neal, LB, Michigan; 7—Blanchard Carter, T, Nevada-Las Vegas; 8—Kenneth Helms, T-C, Georgia; 9—Glen Capriola, RB, Boston College; 10—Ron Baker, G, Oklahoma State; 11—Brian Ruff, LB, The Citadel; 12—Bill Deutsch, RB, North Dakota.

1978

1—Reese McCall, TE, Auburn; 2—Mike Woods, LB, Cincinnati; 5—Frank Myers, OT, Texas A&M; 6—Ben Garry, RB, Sou. Mississippi; 7—Jeff Logan, RB, Ohio State; 8—Monte Anthony, RB, Nebraska; 9—Dave Studdard, OT, Texas; 10—Dallas Owens, DB, Kentucky; 11—Henry Mason, WR, Central Missouri; 12—Bruce Allen, P, Richmond.

1979

1—Barry Krauss, LB, Alabama; 3—Kim Anderson, DB, Arizona State; 5—Larry Braziel, DB, USC; 6—Jim Moore, OT, Ohio State; 8A—Steve Heimkretter, LB, Notre Dame; 8B—Nesby Glasgow, DB, Washington; 9—Russ Henderson, P, Virginia; 10—Steven Stephens, TE, Oklahoma State; 11—John Priestner, LB, Western Ontario; 12—Charles Green, WR, Kansas State.

1980

1A—Curtis Dickey, HB, Texas A&M; 1B—Derrick Hatchett, DW, Texas; 2A—Ray Donaldson, OC, Georgia; 2B—Tim Foley, OT, Notre Dame; 3—No Choice; 4—Ray Butler, WR, U.S.C.; 5—No Choice; 6—Chris Foote, OC, U.S.C.; 7—Wesley Roberts, DE, Texas Christian; 8—Ken Walter, OT, Texas Tech; 9—Mark Bright, FB, Temple; 10—Larry Stewart, OT, Maryland; 11—Ed Whitley, TE, Kansas State; 12A—Randy Bielski, K, Towson State; 12B—Marvin Sims, FB, Clemson.

1981

1A—Randy McMillan, FB, Pittsburgh; 1B—Donnell Thompson, DT, North Carolina; 3—Randy Van Divier, OT, Washington; 4—Tim Sherwin, TE, Boston College; 6—Bubba Green, DT, North Carolina State; 7—Obed Ariri, K, Clemson; 8A—Ken Sitton, S, Oklahoma; 8B—Hosea Taylor, DT, Houston; 9—Tim Gooch, DE, Kentucky; 10A—Gregg Gerken, LB, North Arizona Univ; 10B—Trent Bryant, CB, Arkansas; 11—Holden Smith, WR, Cal-Berkeley; 12—Eric Scoggins, LB, U.S.C.

1982

1A—Johnie Cooks, LB, Mississippi State; 1B—Art Schlichter, QB, Ohio State; 2A—Leo Wisniewski, NT, Penn State; 2B—Rohn Stark, P, Florida State; 3—James Burroughs, CB, Michigan State; 4—Mike Pagel, QB, Arizona State; 5—Terry Crouch, OG, Oklahoma; 6—Pat Beach, TE, Washington State; 7—Fletcher Jenkins, NT, Washington; 8—Tony Loia, OG, Arizona State; 9—Tony Berryhill, C, Clemson; 10—Tom Derry, S, Widener; 11—Lamont Meacham, CB, Western Kentucky; 12—Johnny Wright, RB, South Carolina

1983

1—John Elway, QB, Stanford; 2—Vernon Maxwell, LB, Arizona State; 3—George Achica, NT, U.S.C.; 4—Phil Smith, WR, San Diego State; 5—Sid Abramowitz, OT, Tulsa; 6—Grant Feasel, C, Abilene Christian; 7—Alvin Moore, RB, Arizona State; 8—Selection traded to Denver; 9A—Jim Mills, OT, Hawaii; 9B—Chris Rose, OT, Stanford; 10—Ronald Hopkins, CB, Murray State; 11—Jim Bob Taylor, QB, Georgia Tech; 12—Carl Williams, WR, Texas Southern.

1984

1A—Leonard Coleman, CB, Vanderbilt; 1B—Ron Solt, OG, Maryland; 2—Blaise Winters, DT, Syracuse; 3—Chris Scott, DT, Purdue; 4A—Craig Curry, S, Texas; 4B—George Wonsley, RB, Mississippi State; 5A—Golden Tate, WR, Tennessee State; 5B—Kevin Call, OT, Colorado State; 6—Dwight Beverly, RB, Illinois; 8—Eugene Daniel, CB, Louisiana State U; 11—Bob Stowe, OT, Illinois; 12—Steve Hathaway, DE, West Virginia.

COLTS DURABILITY LEADERS

Consecutive Games Played		Consecutive Games Started	
Barry Krauss	72	Ray Donaldson	41
Ray Donaldson	57	Randy McMillan	41
Ricky Jones	41	Greg Bracelin	22
Randy McMillan	41	Curtis Dickey	21
Nesby Glasgow	26	Barry Krauss	21
Kim Anderson	25	James Burroughs	20
Pat Beach	25	Vernon Maxwell	16
Greg Bracelin	25	Chris Hinton	15
Johnie Cooks	25	Steve Parker	15
Rohn Stark	25	Nesby Glasgow	14
Ben Utt	25	Tracy Porter	7

COLT ATTENDANCE RECORDS

Largest Home Crowd—61,479 vs. Pittsburgh, Nov. 13, 1983

Smallest Home Crowd—16,941 vs. Kansas City, Dec. 21, 1980

Largest Road Crowd—100,202 at Los Angeles, Dec. 6, 1958.

Smallest Road Crowd—14,813 at Philadelphia (Shibe Park), Nov. 15, 1953.

Largest Regular Season Total Attendance—841,497 in 1973 (60,107 average).

Beginning against the Chicago Bears, Sept. 27, 1964 and ending in an AFC playoff game with Cincinnati, Dec. 26, 1970, the Colts distributed all tickets to home games for 51 straight dates.

10 LARGEST CROWDS TO SEE THE COLTS PLAY

Attendance	Site	Results	Date
100,202	Los Angeles	Rams 30, Colts 28	Dec. 6, 1958
91,745*	Ann Arbor	Lions 23, Colts 20	Aug. 22, 1971
80,638	Detroit	Colts 10, Lions 9	Nov. 16, 1980
80,636	New Orleans	Colts 30, Saints 10	Oct. 19, 1969
80,628	Cleveland	Colts 34, Browns 0	Dec. 27, 1968
80,132	Cleveland	Colts 36, Browns 14	Oct. 14, 1962
80,047	Miami	Dolphins 44, Colts 0	Nov. 11, 1973
80,020	Buffalo	Bills 31, Colts 13	Oct. 14, 1973
80,010	Miami	Dolphins 16, Colts 0	Dec. 16, 1972
79,544	Cleveland	Browns 27, Colts 0	Dec. 27, 1964

*Preseason game at University of Michigan

COLT INDIVIDUAL RECORDS

National Football League records are indicated by an asterisk. Every attempt has been made to compile as complete a table of records as possible. Errors will be corrected if documented. Since the Colts joined the NFL in 1953, the league has increased the number of games played each season from 12 in 1953 to the current 16 in 1978. Here are the dates that the league increased the number of games played each season:

1953-60 12 games 1961-77 14 games 1978-83 16 games

Note: The 1982 NFL regular season was reduced from 16 games to nine games because of a players' strike.

SERVICE

Most Seasons

- 17 (John Unitas, 1956-1972)
- 13 (Raymond Berry, 1955-1967)
(David Lee, 1966-1978)
(Dick Szymanski, 1955, 1957-1968)
(Gino Marchetti, 1953-1964, 1966)
- 12 (Lenny Moore, 1956-1967)
(Don Shinnick, 1957-1968)
(Ordell Braase, 1957-1968)

Most Games Played

- 221 (John Unitas, 1956-1972)
- 188 (David Lee, 1966-1978)
- 164 (Don Shinnick, 1957-1968)
- 164 (Ordell Braase, 1957-1968)

Most Consecutive Games Played

- 155 (Jerry Logan, 1963-1972)
- 139 (Jim Parker, 1957 to 2nd game of 1967)
- 138 (Alex Sandusky, 1957-1966)

SCORING

Most Points Scored

- Game 24 (Lenny Moore vs. Chicago Bears, Oct. 4, 1958)
- 24 (Lenny Moore vs. Los Angeles, Oct. 16, 1960)
- 24 (Lenny Moore vs. Minnesota, Oct. 1, 1961)
- 24 (Lydell Mitchell vs. Buffalo, Oct. 12, 1975)
- Season 120 (Lenny Moore, 1964)
- 112 (Raul Allegre, 1983)
- 109 (Toni Linhart, 1976)
- 106 (Lou Michaels, 1967)
- Career 678 (Lenny Moore, 1956-1967)
- 586 (Lou Michaels, 1965-1969)
- 408 (Raymond Berry, 1955-1967)

Most Consecutive Games Scoring

- 58 (Lou Michaels, 13th game of 1965 through 14th game of 1969)

Most Touchdowns

Game	4 (Lenny Moore vs. Chicago Bears, Oct. 4, 1958)
	4 (Lenny Moore vs. Los Angeles, Oct. 16, 1960)
	4 (Lenny Moore vs. Minnesota, Oct. 1, 1961)
	4 (Lydeil Mitchell vs. Buffalo, Oct. 12, 1975)
Season	20 (Lenny Moore, 1964)
	15 (Lenny Moore, 1961)
	15 (Lydeil Mitchell, 1975)
Career	113 (Lenny Moore, 1956-1967) (includes one fumble recovery.)
	68 (Raymond Berry, 1956-1967)
	57 (Tom Matte, 1961-1972)

Most Consecutive Games Scoring a Touchdown

*18 (Lenny Moore, 1963-1965)

Most Points after Touchdown

Game	8 (Tom Feamster vs. Los Angeles, Nov. 25, 1956)
	8 (Steve Myhra vs. Green Bay, Nov. 2, 1958)
Season	53 (Lou Michaels, 1964)
	51 (Toni Linhart, 1975)
	50 (Steve Myhra, 1959)
Career	263 (Lou Michaels, 1964-1969)
	184 (Toni Linhart, 1974-1979)
	180 (Steve Myhra, 1957-1961)

Most Consecutive Points after Touchdown

103 (Lou Michaels, 1964-1966)

Most Points after Touchdown Attempts

Game	8 (Tom Feamster vs. Los Angeles, Nov. 25, 1956)
	8 (Steve Myhra vs. Green Bay, Nov. 2, 1958)
Season	54 (Lou Michaels, 1964)
	52 (Steve Myhra, 1958)
	52 (Toni Linhart, 1975)
Career	270 (Lou Michaels, 1964-1969)
	195 (Toni Linhart, 1974-1979)
	190 (Steve Myhra, 1957-1961)

Highest Career Percentage of Pats**(Minimum 50 attempts)**

97.4 (Lou Michaels, 1964-1969)
97.0 (Jim O'Brien, 1970-1972)
94.7 (Steve Mike-Mayer, 1979-1980)

Most Field Goals

Game	5 (Lou Michaels vs. San Francisco, Sept. 25, 1966)
	5 (Raul Allegre at Philadelphia, Oct. 30, 1983)
Season	30 (Raul Allegre, 1983)
	24 (Jim Martin, 1963)
	21 (Steve Myhra, 1961)
	21 (Lou Michaels, 1966)
Career	107 (Lou Michaels, 1964-1969)
	72 (Toni Linhart, 1974-1979)
	52 (Jim O'Brien, 1970-1972)

Most Consecutive Field Goals

11 (Jim O'Brien, 1971, 1st through 5th games)
10 (Lou Michaels, 1967, 11th through 13th games)

Most Field Goal Attempts

Season	39 (Steve Myhra, 1961)
	39 (Jim Martin, 1963)
	39 (Lou Michaels, 1966)
Career	198 (Lou Michaels, 1964-1969)
	119 (Toni Linhart, 1974-1979)
	94 (Jim O'Brien, 1970-1972)

Highest Career Field Goal Percentage**(Minimum 30 attempts)**

85.7 (Raul Allegre, 1983, 30-35)
60.5 (Toni Linhart, 1974-1979, 72-119)
55.3 (Jim O'Brien, 1970-1972, 52-94)
54.0 (Lou Michaels, 1964-1969, 107-198)

Highest Single Game Conversion Percentage**(Minimum 5 attempts)**

100.0 (Lou Michaels vs. San Francisco, Sept. 25, 1966 (5 of 5))

Longest Field Goal

58 (Dan Miller at San Diego, Dec. 26, 1982)
56 (Bert Rechichar vs. Chicago Bears, Sept. 27, 1953)

Most Field Goals Blocked

4 (Bubba Smith, 1971)

Longest Blocked Field Goal Return

99t (Carl Taseff at Los Angeles, Dec. 12, 1959)

RUSHING**MOST RUSHING ATTEMPTS**

Game	*40 (Lydeil Mitchell at N.Y. Jets, Oct. 20, 1974, 156 yds.)
	35 (Lydeil Mitchell vs. Miami, Dec. 9, 1973, 104 yds.)
	34 (Lydeil Mitchell vs. New England, Dec. 16, 1973, 142 yds.)
	34 (Lydeil Mitchell vs. New England, Dec. 21, 1975, 98 yds.)
Season	301 (Lydeil Mitchell, 1977)
	289 (Lydeil Mitchell, 1976)
	289 (Lydeil Mitchell, 1975)
Career	1391 (Lydeil Mitchell, 1972-1977)
	1200 (Tom Matte, 1961-1972)
	1069 (Lenny Moore, 1956-1967)

Most Rushing Yardage

Game	198 (Norm Bulaich vs. N.Y. Jets, Sept. 19, 1971)
	194 (Alan Ameche vs. Chicago, Sept. 25, 1955)
	185 (Lenny Moore vs. Green Bay, Oct. 28, 1956)
Season	1200 (Lydeil Mitchell, 1976)
	1193 (Lydeil Mitchell, 1975)
	1159 (Lydeil Mitchell, 1977)
	1122 (Curtis Dickey, 1983)
Career	5487 (Lydeil Mitchell, 1972-1977)
	5174 (Lenny Moore, 1956-1967)
	4646 (Tom Matte, 1961-1972)

Best Rushing Average Per Attempt

Season	(Minimum 80 attempts)
	7.5 (Lenny Moore, 1956)
	7.3 (Lenny Moore, 1958)
	7.1 (Lenny Moore, 1961)
Career	(Minimum 500 attempts)
	4.8 (Lenny Moore, 1956-1967)
	4.4 (Curtis Dickey, 1980-1983)
	4.2 (Alan Ameche, 1955-1960)
	4.0 (John Unitas, 1956-1972)

Most Touchdowns Rushing

Game	3 (Alan Ameche at Milwaukee, Oct. 13, 1957)
	3 (Lenny Moore vs. Los Angeles, Oct. 16, 1960)
	3 (Tom Matte at Cleveland, Dec. 29, 1968)
	3 (Tom Matte vs. Washington, Nov. 2, 1969)
	3 (Don McCauley at Miami, Nov. 23, 1975)
Season	16 (Lenny Moore, 1964)
	11 (Tom Matte, 1969)
	11 (Lydeil Mitchell, 1975)
	11 (Curtis Dickey, 1980)
Career	63 (Lenny Moore, 1956-1967)
	45 (Tom Matte, 1961-1972)
	40 (Alan Ameche, 1955-1960)

Most Consecutive Games Rushing for Touchdown

*11 (Lenny Moore, 1963-1964)

Most 100-Yard Games

Season	5 (Lydeil Mitchell, 1975)
Career	16 (Lydeil Mitchell, 1972-1977)
	7 (Alan Ameche, 1955-1960)
	5 (Lenny Moore, 1956-1967)
	5 (Curtis Dickey, 1980-1983)

Longest Run from Scrimmage

80t (Tom Matte vs. St. Louis, Oct. 12, 1964)
79t (Alan Ameche vs. Chicago, Sept. 25, 1955)
79t (Lenny Moore vs. Green Bay, Oct. 28, 1956)

RECEIVING**Most Pass Receptions**

Game	13 (Joe Washington at Kansas City, Sept. 2, 1979)
	13 (Lydeil Mitchell vs. N.Y. Jets, Dec. 15, 1974)
	12 (Raymond Berry at Washington, Nov. 10, 1957)
	12 (Raymond Berry at N.Y. Giants, Dec. 28, 1958) (NFL Championship game)
	12 (Lydeil Mitchell vs. N.Y. Jets, Nov. 28, 1976)
Season	82 (Joe Washington, 1979)
	75 (Raymond Berry, 1961)
	74 (Raymond Berry, 1960)
	72 (Lydeil Mitchell, 1974)
Career	631 (Raymond Berry, 1955-1967)
	363 (Lenny Moore, 1956-1967)
	333 (Don McCauley, 1971-1981)

Most Consecutive Games, Pass Receptions

43	(Lenny Moore, Nov. 10, 1957 at Washington through Dec. 18, 1960 at San Francisco)
38	(Raymond Berry, Dec. 28, 1958 at N. Y. Giants through Oct. 1, 1961 vs. Minnesota)
37	(Jimmy Orr, Oct. 20, 1963 at Detroit through Dec. 12, 1965 vs. Green Bay)

Most Pass Receiving Yardage

Game	224 (Raymond Berry at Washington, Nov. 10, 1957)
	210 (Roger Carr at N. Y. Jets, Oct. 24, 1976)
Season	1298 (Raymond Berry, 1960)
	1112 (Roger Carr, 1976)
	974 (Jimmy Orr, 1962)
Career	9275 (Raymond Berry, 1955-1967)
	6039 (Lenny Moore, 1956-1967)
	5859 (Jimmy Orr, 1961-1970)

Best Reception Average Per Catch

Season	(Minimum 25 receptions)
	25.9 (Roger Carr, 1976)
	25.6 (Jimmy Orr, 1968)
	23.5 (Glenn Doughty, 1973)
Career	(Minimum 100 receptions)
	19.3 (Jimmy Orr, 1961-1970)
	18.5 (Roger Carr, 1974-1981)
	17.6 (Ray Butler, 1989-1983)

Most Touchdown Receptions

Game	3 (Jim Mutscheller vs. Green Bay at Milwaukee, Oct. 13, 1957)
	3 (Raymond Berry at Dallas, Oct. 30, 1960)
	3 (Raymond Berry vs. Green Bay, Nov. 16, 1960)
	3 (Jimmy Orr vs. Washington, Dec. 8, 1962)
	3 (Jimmy Orr vs. Los Angeles, Oct. 4, 1964)
	3 (Roger Carr vs. Cincinnati, Sept. 19, 1976)
Season	14 (Raymond Berry, 1959)
	11 (Jimmy Orr, 1962)
	11 (Roger Carr, 1976)
Career	68 (Raymond Berry, 1955-1967)
	50 (Jimmy Orr, 1961-1970)
	48 (Lenny Moore, 1956-1967)

Most Consecutive Games, Touchdown Receptions

5	(Raymond Berry, Nov. 15, 1959 vs Green Bay at Milwaukee through Dec. 12, 1959 at Los Angeles)
5	(Jimmy Orr, Dec. 2, 1962 at Detroit through Sept. 22, 1963 at San Francisco)
4	(By many players)

Most 100-Yard Games

Season	6 (Raymond Berry, 1960)
	5 (Lenny Moore, 1958)
	4 (Raymond Berry, 1958)
	4 (Raymond Berry, 1959)
	4 (Lenny Moore, 1959)
	4 (Lenny Moore, 1960)
	4 (Jimmy Orr, 1962)
Career	23 (Raymond Berry, 1955-1967)
	19 (Lenny Moore, 1956-1967)
	18 (Jimmy Orr, 1961-1970)

Longest Pass Reception

90t	(Roger Carr from Bert Jones vs. N. Y. Jets, Nov. 16, 1975)
89t	(John Mackey from John Unitas at Los Angeles, Oct. 30, 1966)
89t	(Roger Carr from Bert Jones at Buffalo, Nov. 9, 1975)

PASSING

Most Pass Attempts

Game	53 (Bert Jones vs. N. Y. Jets, Dec. 15, 1974, 36 comp.)
	49 (Greg Landry at N. Y. Jets, Dec. 2, 1979, 29 comp.)
	46 (Bert Jones at Denver, Nov. 27, 1977, 27 comp.)
Season	459 (Greg Landry, 1979)
	446 (Bert Jones, 1980)
	436 (John Unitas, 1967)
Career	5110 (John Unitas, 1956-1972)
	2464 (Bert Jones, 1973-1981)
	676 (Earl Morrall, 1968-1971)

Most Pass Completions

Game	36 (Bert Jones vs. N. Y. Jets, Dec. 15, 1974, 53 att.)
	29 (Greg Landry vs. N. Y. Jets, Dec. 2, 1979, 49 att.)
	27 (Bert Jones vs. Denver, Nov. 27, 1977, 46 att.)
	27 (Bert Jones vs. Cleveland, Nov. 9, 1980, 39 att.)
Season	270 (Greg Landry, 1979)
	255 (John Unitas, 1967)
	248 (Bert Jones, 1980)
Career	2796 (John Unitas, 1956-1972)
	1382 (Bert Jones, 1973-1981)
	363 (Earl Morrall, 1968-1971)

Most Consecutive Pass Completions

17	(Bert Jones vs. N. Y. Jets, Dec. 15, 1974)
12	(John Unitas vs. Atlanta, Nov. 27, 1967)

Highest Pass Completion Percentage

Game	92.3% (Bert Jones vs. Kansas City, Nov. 30, 1975)
	(13-12-145)-1TD
Season	(Minimum 140 attempts)
	60.4 (Bert Jones, 1976)
	59.1 (Greg Landry, 1979)
	59.0 (Bert Jones, 1975)
Career	(Minimum 140 attempts per season)
	59.1 (Greg Landry, 1979)
	56.1 (Bert Jones, 1973-1981)
	54.7 (John Unitas, 1956-1972)

Most Yards Passing

Game	401 (John Unitas vs. Atlanta, Sept. 17, 1967)
	397 (John Unitas vs. Cleveland, Nov. 1, 1959)
	385 (John Unitas vs. Minnesota, Dec. 16, 1962)
Season	3481 (John Unitas, 1963)
	3428 (John Unitas, 1967)
	3134 (Bert Jones, 1980)
Career	39768 (John Unitas, 1956-1972)
	17663 (Bert Jones, 1973-1981)
	5666 (Earl Morrall, 1968-1971)

Most 300-Yards or More Passing Games

26	(John Unitas, 1956-1972)
----	--------------------------

Highest Average Per Pass Attempt

Season	9.26 (John Unitas, 1964)
	9.18 (Earl Morrall, 1968)
	9.05 (Bert Jones, 1976)
Career	7.78 (John Unitas, 1956-1972)
5 yr. min.	7.16 (Bert Jones, 1973-1981)

Most Touchdown Passes

Game	5 (Gary Cuozzo at Minnesota, Nov. 14, 1965)
Season	32 (John Unitas, 1959)
	26 (Earl Morrall, 1968)
	25 (John Unitas, 1960)
Career	287 (John Unitas, 1956-1972)
	122 (Bert Jones, 1973-1981)
	47 (Earl Morrall, 1968-1971)

Most Consecutive Games Throwing Touchdown Pass

*47	(John Unitas, 1956-1960)
-----	--------------------------

Highest Percentage of Touchdowns Thrown

Season	(Minimum 140 attempts)
	8.7 (John Unitas, 1959)
	8.2 (John Unitas, 1965)
	8.0 (John Unitas, 1967)
Career	5.6 (John Unitas, 1956-1972)
5 yr. min.	5.0 (Bert Jones, 1973-1981)

Most Passes Had Intercepted

Game	6 (Fred Enke at Green Bay, Oct. 18, 1953, 24 attempts)
	5 (Fred Enke at Detroit, Nov. 7, 1953, 15 attempts)
	5 (John Unitas vs. San Francisco, Nov. 26, 1960, 30 attempts)
	5 (John Unitas at Green Bay, Oct. 8, 1961, 24 attempts)
	5 (John Unitas at Detroit, Nov. 20, 1966, 19 attempts)
	5 (Bill Troup vs. Miami, Sept. 10, 1978, 33 attempts)
Season	24 (John Unitas, 1960, 1961 and 1966)
Career	246 (John Unitas, 1956-1972)

Fewest Interceptions

Season	(Minimum 140 pass attempts)
	6 (John Unitas, 1964)
	6 (John Unitas, 1972)
	6 (Marty Domres, 1972)

Lowest Interception Rate

Season	2.0 (John Unitas, 1964)
	2.3 (Bert Jones, 1975)
	2.6 (Bert Jones, 1976)
Career	3.9 (Bert Jones, 1973-1981)
	4.8 (John Unitas, 1956-1972)
	5.4 (Marty Domres, 1972-1975)

Longest Pass Completion

90t	(Bert Jones to Roger Carr vs. N.Y. Jets, Nov. 16, 1975)
89t	(Bert Jones to Roger Carr at Buffalo, Nov. 9, 1975)
89t	(John Unitas to John Mackey at Los Angeles, Oct. 30, 1966)

PUNTING**Most Punts**

Game	12 (David Lee vs Oakland, Dec. 24, 1977, AFC Playoffs)
	11 (Cotton Davidson at Chicago Bears, Oct. 10, 1954)
	11 (Joe Don Looney at San Francisco, Nov. 29, 1964)
	11 (David Lee at Miami, Nov. 11, 1973)
	11 (David Lee at New England, Oct. 19, 1975)
Season	99 (Bucky Dilts, 1979)
	92 (David Lee, 1978)
	91 (Rohn Stark, 1983)
Career	838 (David Lee, 1966-1978)
	232 (Tom Gilburg, 1961-1965)
	137 (Rohn Stark, 1982-83)

Most Yards Punting

Season	4124 (Rohn Stark, 1983)
	3657 (Bucky Dilts, 1979)
	3513 (David Lee, 1978)
	3402 (David Lee, 1975)
Career	34019 (David Lee, 1966-1978)
	9607 (Tom Gilburg, 1961-1965)
	6168 (Rohn Stark, 1982-1983)

Highest Punting Average

Season	45.6 (David Lee, 1966)
	45.3 (David Lee, 1969)
	45.3 (Rohn Stark, 1983)
Career	45.0 (Rohn Stark, 1982-1983)
	41.4 (Tom Gilburg, 1961-1965)
	40.6 (David Lee, 1966-1978)

Longest Punt

76	(David Lee at N.Y. Giants, Oct. 17, 1971)
----	---

Most Punts Blocked

Season	2 (David Lee, 1973, 1977, 1978)
	2 (Bucky Dilts, 1979)
	2 (Mike Bragg, 1980)
Career	11 (David Lee, 1966-1978)

INTERCEPTIONS**Most Interceptions**

Game	3 (Bert Rechichar vs. Chicago Bears, Sept. 27, 1953)
	3 (Tom Keane at Philadelphia, Nov. 15, 1953)
	3 (Gary Glick at Washington, Nov. 26, 1961)
	3 (Jerry Logan at N.Y. Jets, Oct. 18, 1970)
	3 (Jackie Wallace at New England, Sept. 12, 1976)
	3 (Lyle Blackwood vs. N.Y. Jets, Nov. 20, 1977)
Season	11 (Tom Keane, 1953)
	10 (Milt Davis, 1957)
	10 (Lyle Blackwood, 1977)
	9 (Bob Boyd, 1964)
	9 (Bob Boyd, 1965)
Career	57 (Bob Boyd, 1960-1968)
	37 (Don Shinnick, 1957-1968)
	34 (Jerry Logan, 1963-1972)

Most Interception Return Yardage

Game	121 (Milt Davis at Chicago Bears, Nov. 17, 1957, 2 interceptions)
Season	219 (Milt Davis, 1957)
	199 (Andy Nelson, 1958)
	185 (Bob Boyd, 1964)
Career	994 (Bob Boyd, 1960-1968)
	518 (Rick Volk, 1967-1975)
	410 (Milt Davis, 1957-1960)

Highest Interception Return Average

Season	(Minimum 4 interceptions)
	36.5 (Lyle Blackwood, 1978)
	31.5 (Jackie Wallace, 1975)
	25.7 (Rick Volk, 1968)
Career	(Minimum 25 interceptions)
	17.4 (Bob Boyd, 1960-1968)
	16.7 (Rick Volk, 1967-1975)
	15.2 (Milt Davis, 1957-1960)

Most Interceptions Returned for Touchdowns

Season	2 (Milt Davis, 1957)
	2 (Jerry Logan, 1965)
	2 (Jerry Logan, 1970)
	2 (Jackie Wallace, 1975)
	2 (Lyle Blackwood, 1978)
Career	5 (Jerry Logan, 1963-1972)
	4 (Bob Boyd, 1960-1968)
	3 (Andy Nelson, 1957-1963)
	3 (Milt Davis, 1957-1960)

Longest Interception Return

94t	(Rick Volk at Chicago, Oct. 8, 1967)
94t	(James Burroughs at Minnesota, Dec. 12, 1982)

KICKOFF RETURNS**Most Kickoff Returns**

Game	7 (Nesby Glasgow at New England, Nov. 18, 1979)
	6 (Bruce Laird vs. N.Y. Jets, Sept. 24, 1972)
	6 (Nesby Glasgow vs. Kansas City, Dec. 21, 1980)
	6 (Zachary Dixon at Washington, Dec. 13, 1981)
	6 (Zachary Dixon vs. Miami, Jan. 2, 1983)
Season	50 (Nesby Glasgow, 1979)
	41 (Marshall Johnson, 1978)
	36 (Zachary Dixon, 1981)
Career	137 (Bruce Laird, 1972-1979)
	84 (Nesby Glasgow, 1979-1981)
	62 (Tom Matte, 1961-1972)

Most Kickoff Return Yardage

Game	202 (Lenny Lyles at San Francisco, Dec. 18, 1960)
Season	1126 (Nesby Glasgow, 1979)
	927 (Marshall Johnson, 1978)
	843 (Bruce Laird, 1972)
Career	3406 (Bruce Laird, 1972-1979)
	1904 (Nesby Glasgow, 1979-1981)
	1369 (Jim Duncan, 1969-1971)

Best Kickoff Return Yardage Average

Season	(minimum 14 returns)
	35.4 (Jim Duncan, 1970)
	35.1 (Preston Pearson, 1968)
	30.7 (Alvin Haymond, 1965)
Career	(minimum 30 returns)
	32.5 (Jim Duncan, 1969-1971)
	27.9 (Jim Sample, 1958-1960)
	27.5 (Buddy Young, 1953-1955)

Most Kickoff Return Touchdowns

Season	2 (Lenny Lyles, 1958)
	2 (Preston Pearson, 1968)
Career	2 (Preston Pearson, 1967-1968)
	2 (Jim Duncan, 1969-1971)
	2 (Lenny Lyles, 1958, 1961-1969)

Longest Kickoff Return

104t	(Buddy Young at Philadelphia, Nov. 15, 1953)
------	--

PUNT RETURNS**Most Punt Returns**

Game	9 (Nesby Glasgow at Kansas City, Sept. 2, 1979)
	8 (Howard Stevens vs. Tampa Bay, Oct. 3, 1976)
Season	44 (Nesby Glasgow, 1979)
	41 (Alvin Haymond, 1965)
	40 (Alvin Haymond, 1966)
Career	112 (Carl Taseff, 1953-1961)
	109 (Howard Stevens, 1975-1977)
	108 (Alvin Haymond, 1964-1967)
	84 (Rick Volk, 1967-1975)

Most Punt Return Yardage

Game	148 (Carl Taseff vs. Green Bay at Milwaukee, Oct. 14, 1956)
Season	403 (Alvin Haymond, 1965)
	396 (Howard Stevens, 1975)
	352 (Nesby Glasgow, 1979)
Career	1012 (Howard Stevens, 1975-1977)
	911 (Alvin Haymond, 1964-1967)
	826 (Carl Taseff, 1953-1961)

Highest Punt Return Average	
Season	(minimum 14 returns)
	12.6 (Wendell Harris, 1964)
	11.8 (Ron Gardin, 1970)
	11.0 (Howard Stevens, 1975)
Career	(minimum 30 returns)
	13.5 (Ron Gardin, 1970)
	9.2 (Howard Stevens, 1975-1977)
	9.2 (Jerry Logan, 1963-1972)

Most Punt Returns for Touchdowns	
Season	1 (Carl Taseff, 1953)
	1 (Carl Taseff, 1956)
	1 (Jerry Logan, 1967)
	1 (Ron Gardin, 1970)
	1 (Nesby Glasgow, 1979)
Career	2 (Carl Taseff, 1953-1962)

Longest Punt Return	
	90f (Carl Taseff vs. Green Bay at Milwaukee, Oct. 14, 1956)

Most Fair Catches	
Season	20 (Ron Gardin, 1970)
	20 (Rick Volk, 1971)
	15 (Nesby Glasgow, 1980)
Career	55 (Rick Volk, 1967-1975)
	26 (Nesby Glasgow, 1979-1980, 1982)
	22 (Alvin Haymond, 1964-1967)

FUMBLES

Most Fumble Recoveries	
Season	6 (Barney Poole, 1953)
	6 (Stan White, 1973)

Longest Fumble Return	
	64t (Stan White vs. Buffalo, Dec. 12, 1976)
	52t (Johnie Cooks at New England, Sept. 4, 1983)

COLT TEAM RECORDS

GAMES WON

Most Wins in a Season	
	15 1968 (including post-season)
	13 1968 (regular season only)
Most Consecutive Wins	
	11 (Sept. 20, 1964 at Green Bay to Nov. 29, 1964 vs. San Francisco)
Most Consecutive Wins at Home	
	9 (Nov. 2, 1975 vs. Cleveland to Nov. 1, 1976 vs. Houston)
Most Consecutive Wins on the Road	
	8 (Sept. 15, 1968 at San Francisco to Dec. 27, 1968 at Cleveland)
Most Consecutive Games Without Defeat	
	14 (Dec. 18, 1966 at San Francisco to Dec. 10, 1967 vs. New Orleans)

GAMES LOST

Most Games Lost in a Season	
	14 (1981)
Most Consecutive Games Lost	
	14 (Sept. 13, 1981 vs. Buffalo to Dec. 13, 1981 at Washington)
Most Consecutive Games Lost at Home	
	9 (Sept. 22, 1974 vs. Green Bay to Oct. 12, 1975 vs. Buffalo)
Most Consecutive Games Lost on the Road	
	12 (Sept. 20, 1981 at Denver to Dec. 26, 1982 at San Diego)

TIE GAMES

Most Tie Games in a Season	
	2 (1967)
Most Consecutive Tie Games	
	2 (Oct. 15, 1967 vs. Los Angeles to Oct. 22, 1967 at Minnesota)

SCORING

Most Points Scored	
Half	42 (vs. Los Angeles, Nov. 25, 1956)
Game	58 (vs. Buffalo, Dec. 12, 1976)
Season	428 (1964)
Most Points by Opponent	
Half	37 (vs. Chicago, Nov. 25, 1962)
	37 (at New England, Nov. 23, 1980)
Game	58 (at Chicago, Oct. 21, 1956)
Season	533 (1981)
Fewest Points Scored	
Season	113 (1982)
	131 (1954)
Fewest Points by Opponent	
Season	140 (1971)
Most Points Scored, Both Teams	
Game	89 (Baltimore (51) vs. Chicago (38), Oct. 4, 1958)
Fewest Points Scored, Both Teams	
Game	6 (Buffalo (6) vs. Baltimore (0), Dec. 1, 1974)

Most Shutouts

Season	3 (1968)
	3 (1971)
Most Shutouts by Opponent	
Season	3 (1972)

Most Consecutive Shutouts by Opponent

	2 (Sept. 4, 1978 at Dallas to Sept. 10, 1978 vs. Miami)
	2 (Nov. 21, 1982 at N.Y. Jets to Nov. 28, 1982 at Buffalo)

Most Touchdowns

Game	8 (vs. Los Angeles, Nov. 25, 1956)
	8 (vs. Green Bay, Nov. 2, 1958)
Season	54 (1964)

Most Touchdowns by Opponent

Game	8 (vs. Chicago, Nov. 25, 1962)
Season	54 (1978)

Fewest Touchdowns

Season	12 (1982)
	14 (1954)

Fewest Touchdowns by Opponent

Season	16 (1968)
--------	-----------

Most Touchdowns Rushing

Game	5 (at Buffalo, Oct. 10, 1971)
Season	29 (1964)

Fewest Touchdowns Rushing

Season	4 (1982)
	4 (1954)

Most Touchdowns Rushing by Opponent

Game	5 (at Green Bay, Oct. 18, 1953)
	5 (vs. Cleveland, Nov. 1, 1959)
	5 (at Green Bay, Oct. 8, 1961)

Season	21 (1978)
--------	-----------

	21 (1953)
--	-----------

Fewest Touchdowns Rushing by Opponent

Season	5 (1967)
--------	----------

Most Touchdowns Passing

Game	5 (vs. Green Bay, Nov. 2, 1958)
	5 (at Dallas, Oct. 30, 1960)
	5 (vs. Minnesota, Dec. 16, 1962)
	5 (at Minnesota, Nov. 14, 1965)
	5 (vs. Detroit, Oct. 16, 1966)
Season	33 (1959)

Fewest Touchdowns Passing

Season	6 (1982)
	9 (1954)
	9 (1974)

Most Touchdowns Passing by Opponent

Game	7 (at Minnesota, Sept. 28, 1969)
Season	37 (1981)

Fewest Touchdowns Passing by Opponent

Season	8 (1960)
--------	----------

Most Points After Touchdown

Game	8 (vs. Los Angeles, Nov. 25, 1956)
	8 (vs. Green Bay, Nov. 2, 1958)
Season	53 (1964)

Fewest Points After Touchdown

Season	11 (1982)
	12 (1954)

Most Points After Touchdown by Opponent
Game 6 (vs. Chicago, Nov. 25, 1962)
Season 53 (1978)

Most Field Goals
Game 5 (at Los Angeles, Dec. 4, 1954)
5 (vs. San Francisco, Sept. 25, 1966)
5 (at Philadelphia, Oct. 30, 1983)
Season 30 (1983)

Most Field Goals by Opponent
Game 5 (at Washington, Nov. 18, 1973)
Season 23 (1973)

Fewest Field Goals by Opponent
Season 5 (1971)

Greatest Margin of Victory
56 (Baltimore (56) vs. Green Bay (0), Nov. 2, 1958)

Greatest Margin of Defeat
57 (Chicago (57) vs. Baltimore (0), Nov. 25, 1962)

Most Consecutive Games Scoring
104 (Oct. 24, 1954 vs. Green Bay to Nov. 18, 1962 at Green Bay)

FIRST DOWNS

Most First Downs
Game 33 (vs. N.Y. Jets, Dec. 15, 1974)
Season 327 (1980)

Most First Downs by Opponent
Game 34 (at Philadelphia, Nov. 15, 1981)
Season 406 (1981)

Fewest First Downs
Game 4 (at Miami, Nov. 11, 1973)
Season 141 (1953)

Fewest First Downs by Opponent
Game 3 (vs. San Francisco, Nov. 22, 1959)
Season 166 (1971)

Most First Downs, Both Teams
Game 57 (vs. N.Y. Jets, Dec. 15, 1974)

Fewest First Downs, Both Teams
Game 21 (at Chicago, Oct. 10, 1954)
21 (at Chicago, Nov. 16, 1958)
21 (at Miami, Nov. 11, 1973)

Most First Downs Rushing
Game 18 (at Detroit Oct. 19, 1958)
Season 146 (1983)

Fewest First Downs Rushing
Game 0 (vs. Los Angeles, Nov. 27, 1966)
Season 62 (1954)
62 (1982)

Most First Downs Rushing by Opponent
Game 19 (vs. Miami, Oct. 29, 1972)
19 (vs. Dallas, Dec. 6, 1981)
Season 162 (1981)

Fewest First Downs Rushing by Opponent
Game 0 (vs. Chicago, Oct. 5, 1957)
0 (vs. San Francisco, Oct. 13, 1963)
0 (at Buffalo, Oct. 10, 1971)
Season 60 (1971)

Most First Downs Passing
Game 22 (vs. N.Y. Jets, Dec. 15, 1974)
Season 174 (1980)

Fewest First Downs Passing
Game 1 (at Cleveland, Sept. 16, 1973)
Season 79 (1973)

Most First Downs Passing by Opponent
Game 24 (at Minnesota, Sept. 28, 1969)
Season 214 (1981)

Fewest First Downs Passing by Opponent
Game 2 (at Atlanta, Nov. 12, 1967)
2 (vs. St. Louis, Sept. 17, 1972)
Season 95 (1971)

Most First Downs by Penalty
Season 32 (1979)

Most First Downs by Penalty by Opponent
Season 38 (1980)

NET YARDS

Most Net Yards Gained
Game 595 (at Atlanta, Nov. 12, 1967)
Season 5236 (1976)

Fewest Net Yards Gained
Game 69 (vs. Detroit, Nov. 6, 1954)
Season 2483 (1982)
2716 (1953)

Most Net Yards Gained by Opponent
Game 597 (at San Francisco, Dec. 13, 1953)
Season 6793 (1981)

Fewest Net Yards Gained by Opponent
Game 59 (at Buffalo, Oct. 10, 1971)
Season 2852 (1971)

RUSHING

Most Rushing Attempts
Game 60 (vs. San Francisco, Nov. 22, 1959)
Season 617 (1977)

Fewest Rushing Attempts
Game 14 (at Dallas, Dec. 13, 1969)
Season 293 (1982)
340 (1960)

Most Rushing Attempts by Opponent
Game 66 (vs. Dallas, Dec. 6, 1981)
Season 663 (1978)

Fewest Rushing Attempts by Opponent
Game 11 (at Buffalo, Oct. 10, 1971)
Season 335 (1959)

Most Yards Gained Rushing
Game 318 (vs. Green Bay, Oct. 28, 1956)
Season 2695 (1983)

Fewest Yards Gained Rushing
Game 19 (vs. Los Angeles, Sept. 26, 1954)
Season 1044 (1982)
1289 (1960)

Most Yards Gained Rushing by Opponent
Game 354 (vs. Dallas, Dec. 6, 1981)
Season 3010 (1978)

Fewest Yards Gained Rushing by Opponent
Game 4 (at Buffalo, Oct. 10, 1971)
Season 1113 (1971)

PASSING

Most Passes Attempted
Game 54 (vs. N.Y. Jets, Dec. 15, 1974)
Season 550 (1979)

Fewest Passes Attempted
Game 7 (at Los Angeles, Dec. 18, 1965)
Season 266 (1955)

Most Passes Attempted by Opponent
Game 48 (vs. St. Louis, Nov. 17, 1968)
Season 508 (1968)

Fewest Passes Attempted by Opponent
Game 8 (at Miami, Jan. 2, 1972) (AFC Championship)
Season 281 (1953)

Most Passes Attempted, Both Teams
Game 98 (at Minnesota, Sept. 28, 1969)
Season 970 (1981)

Fewest Passes Attempted, Both Teams
Game 28 (at Buffalo, Oct. 14, 1973)

Most Passes Completed
Game 36 (vs. N.Y. Jets, Dec. 15, 1974)
Season 313 (1979)

Fewest Passes Completed
Game 3 (at Los Angeles, Dec. 18, 1965)
3 (at Buffalo, Nov. 28, 1982)
Season 126 (1953)

Most Passes Completed by Opponent
Game 36 (at Minnesota, Sept. 28, 1969)
Season 300 (1981)

Fewest Passes Completed by Opponent
Game 3 (vs. Buffalo, Dec. 17, 1978)
Season 144 (1960)

Highest Completion Percentage
Season 59.6 (1975)

Lowest Completion Percentage
Season 39.5 (1953)

Most Yards Gained Passing
Game 451 (vs. Minnesota, Dec. 16, 1962)
Season 3363 (1967)

Fewest Yards Gained Passing
Game 1 (vs. Buffalo, Oct. 13, 1974)
Season 1257 (1953)

Most Yards Gained Passing by Opponent
Game 490 (vs. N.Y. Jets, Sept. 24, 1972)
Season 4128 (1981)

Fewest Yards Gained Passing by Opponent
Game 13 (vs. Tampa Bay, Oct. 3, 1976)
Season 1726 (1960)

Most Quarterback Sacks
Game 11 (at Los Angeles, Nov. 22, 1964)
Season 59 (1975)

Most Quarterback Sacks by Opponent
Game 12 (vs. St. Louis, Oct. 26, 1980)
Season 52 (1979)

INTERCEPTIONS

Most Passes Had Intercepted

Game 8 (vs. N.Y. Jets, Sept. 23, 1973)
Season 30 (1978)

Fewest Passes Had Intercepted

Season 8 (1975)

Most Interceptions, Both Teams

Game 9 (at Philadelphia, Oct. 14, 1953)
9 (at N.Y. Jets, Oct. 18, 1970)
9 (vs. N.Y. Jets, Sept. 23, 1973)

Most Passes Intercepted By

Game 7 (at Los Angeles, Dec. 4, 1954)
7 (vs. Chicago, Oct. 2, 1960)
Season 40 (1959)

Fewest Passes Intercepted By

Season 5 (1982)
8 (1975)

Most Interception Return Yardage

Game 144 (vs. Green Bay, Nov. 2, 1958)
(5 interceptions)
Season 577 (1959)

Fewest Interception Return Yardage

Season 87 (1974)

Most Interception Return Yardage by Opponent

Game 162 (at Denver, Nov. 27, 1977)
Season 529 (1978)

Fewest Interception Return Yardage by Opponent

Season 117 (1983)
129 (1982)

Most Touchdowns by Interception

Game 3 (at Pittsburgh, Sept. 29, 1968)
Season 5 (1959)

Most Touchdowns by Interception by Opponent

Game 2 (vs. N.Y. Jets, Sept. 23, 1973)
Season 4 (1973)

Most Touchdowns by Interception, Both Teams

Game 3 (at Pittsburgh, Sept. 29, 1968)
Season 7 (1959)

Best Interception Percentage

Season 11.4 (1959)

PUNTING

Most Punts

Game 13 (vs. Oakland, Dec. 24, 1977)
(AFC Playoffs)

Season 101 (1979)

Most Punts by Opponent

Game 11 (vs. N.Y. Jets, Sept. 19, 1971)
11 (at Kansas City, Sept. 2, 1979)

Fewest Punts

Game 0 (vs. Cleveland, Nov. 1, 1959)
0 (vs. Detroit, Nov. 19, 1967)
0 (at San Diego, Nov. 7, 1976)
Season 42 (1961)

Fewest Punts by Opponent

Game 0 (at San Francisco, Dec. 13, 1953)
0 (vs. Green Bay, Nov. 6, 1960)
Season 20 (1967)

Highest Punting Average

Season 45.6 (1966)

Highest Punting Average by Opponent

Season 41.6 (1983)

Most Fair Catches

Season 34 (1971)

PUNT RETURNS

Most Punt Returns

Season 61 (1965)

Most Punt Returns by Opponent

Season 87 (1965)

Most Punt Return Yardage

Season 502 (1962)

Most Punt Return Yardage by Opponent

Season 642 (1983)

Most Touchdowns by Punt Return

Game 1 (vs. Green Bay, Oct. 31, 1953)
1 (at Green Bay, Oct. 14, 1956)
1 (vs. Detroit, Nov. 19, 1967)
1 (vs. Miami, Nov. 1, 1970)
1 (at New England, Nov. 18, 1979)
Season 1 (5 year tie)

Most Touchdowns by Punt Returns by Opponent

Game 1 (10 game tie)
Season 2 (1956)

KICKOFF RETURNS

Most Kickoff Returns

Season 143 (1981)

Most Kickoff Returns by Opponent

Season 82 (1968)

Most Kickoff Return Yardage

Season 1,640 (1981)

Most Kickoff Return Yardage by Opponent

Season 1,668 (1976)

Most Touchdowns by Kickoff Returns

Game 1 (11 game tie)
Season 2 (1958, 1968)

Most Touchdowns by Kickoff Returns by Opponent

Game 1 (12 game tie)
Season 2 (1977)

PENALTIES

Most Penalties

Game 16 (at Denver Dec. 11, 1983)
Season 137 (1979)

Fewest Penalties

Game 0 (at Green Bay (at Milwaukee),
Sept. 10, 1966)
Season 51 (1960)

Most Penalties by Opponent

Game 17 (vs. Pittsburgh, Oct. 30, 1977)
Season 114 (1975)

Most Penalty Yards

Game 153 (at Buffalo, Sept. 18, 1983)
Season 1239 (1979)

Fewest Penalty Yards

Game 0 (at Green Bay (at Milwaukee),
Sept. 10, 1966)
Season 433 (1982)
483 (1973)

Most Penalty Yards by Opponent

Game 148 (vs. Chicago, Nov. 21, 1954)
Season 996 (1978)

FUMBLES

Most Fumbles

Game 7 (vs. Miami, Oct. 23, 1983)
Season 38 (1978)

Fewest Fumbles

Season 16 (1973)

Most Fumbles by Opponent

Game 8 (at New England, Oct. 7, 1973)
Season 39 (1953)
39 (1978)

Most Fumbles Lost

Game 5 (at Detroit, Oct. 20, 1957)
5 (at Green Bay, Sept. 29, 1963)

Fewest Fumbles Lost

Season 8 (1967)

Most Fumbles Recovered

Game 5 (vs. Los Angeles, Nov. 23, 1958)
Season 27 (1953)

Fewest Fumbles Recovered, Both Teams

Season 13 (1967)

TOP CAREER PERFORMANCES

RUSHING YARDAGE

	Yardage	Player	Attempts	Avg.	Long	TD	Seasons
1.	5487	Lydell Mitchell	1391	3.9	64t	27	1972-77
2.	5174	Lenny Moore	1069	4.8	79t	63	1956-57
3.	4646	Tom Matte	1200	3.9	80t	45	1961-72
4.	4045	Alan Ameche	964	4.2	79t	40	1955-60
5.	2933	Curtis Dickey	660	4.4	67t	23	1980-83
6.	2668	Jerry Hill	706	3.8	50	22	1961,63-70
7.	2627	Don McCauley	770	3.4	36	40	1971-81
8.	2342	Joe Washington	626	3.7	29	5	1978-80
9.	1777	John Unitas	450	4.0	34	13	1956-72
10.	1769	Tony Lorick	439	4.0	60	14	1964-67

PASS RECEPTIONS

	No.	Player	Yardage	Avg.	Long	TD	Seasons
1.	631	Raymond Berry	9275	14.7	70t	68	1955-67
2.	363	Lenny Moore	6039	16.6	82t	48	1956-67
3.	333	Don McCauley	3026	9.1	44	17	1971-81
4.	320	John Mackey	5126	16.0	89t	38	1963-71
5.	303	Jimmy Orr	5859	19.3	84	50	1961-70
6.	298	Lydell Mitchell	2523	8.4	40t	14	1972-77
7.	254	Roger Carr	4690	18.5	90t	29	1974-81
8.	249	Tom Matte	2869	11.5	88t	12	1961-72
9.	219	Jim Mutscheller	3635	16.6	66t	40	1954-61
10.	219	Glenn Doughty	3547	16.2	66t	24	1972-79

PASSING YARDAGE

	Yardage	Player	Comple- tions/ Attempts	Pct.	Int.	TD	Seasons
1.	39768	John Unitas	2796-5110	54.7	246	287	1956-72
2.	17663	Bert Jones	1382-2464	56.1	97	122	1973-81
3.	5666	Earl Morrall	363-676	53.7	40	47	1968-71
4.	3634	Mike Pagel	549-274	49.9	24	17	1982-83
5.	3471	Marty Domres	293-576	50.9	31	21	1972-75
6.	3402	Greg Landry	308-533	57.8	19	17	1979-81
7.	2820	George Shaw	210-410	51.2	31	21	1955-58
8.	1999	Bill Troup	162-316	51.3	23	10	1976-78
9.	1783	Gary Kerkorian	134-248	54.0	17	11	1954-56, 58
10.	1391	Gary Cuozzo	105-208	50.5	9	13	1963-66

RECEIVING YARDAGE

	Yardage	Player	Recep- tions	Avg.	Long	TD	Seasons
1.	9275	Raymond Berry	631	14.7	70t	68	1955-67
2.	6039	Lenny Moore	363	16.6	82t	48	1956-67
3.	5859	Jimmy Orr	303	19.3	84	50	1961-70
4.	5126	John Mackey	320	16.0	89t	38	1963-71
5.	4690	Roger Carr	254	18.5	90t	29	1974-81
6.	3635	Jim Mutscheller	219	16.6	66t	40	1954-61
7.	3547	Glenn Doughty	219	16.2	66t	24	1972-79
8.	3026	Don McCauley	333	9.1	44	17	1971-81
9.	2883	Willie Richardson	188	15.3	79t	24	1963-69,71
10.	2869	Tom Matte	249	11.5	88t	12	1961-72

SCORING

	Points	Player	TDR	TDP	TDRt	FG	PAT	Seasons
1.	678	Lenny Moore	63	48	2	0	0	1956-67
2.	586*	Lou Michaels	0	0	0	107	263	1964-69
3.	408	Raymond Berry	0	68	0	0	0	1955-67
4.	394	Toni Linhart	0	0	0	70	184	1974-79
5.	348	Don McCauley	40	17	1	0	0	1971-81
6.	342	Tom Matte	45	12	0	0	0	1961-72
7.	312	Steve Myhra	0	0	0	44	180	1957-61
8.	300	Jimmy Orr	0	50	0	0	0	1961-70
9.	264	Alan Ameche	40	4	0	0	0	1955-60
10.	263	Jim O'Brien	0	2	0	52	95	1970-72

*Includes one safety

INTERCEPTIONS

	No.	Player	Yards	Avg.	Long	TD	Seasons
1.	57	Bob Boyd	994	17.4	74	4	1960-68
2.	37	Don Shinnick	255	6.9	23	0	1957-68
3.	34	Jerry Logan	397	11.7	38t	5	1963-72
4.	32	Andy Nelson	365	11.4	69	3	1957-63
5.	31	Rick Volk	518	16.7	94t	1	1967-75
6.	27	Milt Davis	410	15.2	75t	3	1957-60
7.	25	Stan White	348	13.9	40	2	1972-79
8.	24	Bert Rechichar	296	12.3	42	1	1953-59
9.	21	Bill Pellington	248	11.8	30t	1	1953-64
10.	21	Mike Curtis	227	10.8	38t	2	1965-75

TOP SEASONAL PERFORMANCES

RUSHING YARDAGE

	Yardage	Player	Attempts	Season
1.	1200	Lydell Mitchell	289	1976
2.	1193	Lydell Mitchell	289	1975
3.	1159	Lydell Mitchell	301	1977
4.	1122	Curtis Dickey	254	1983
5.	963	Lydell Mitchell	253	1973
6.	961	Alan Ameche	213	1955
7.	956	Joe Washington	240	1978
8.	909	Tom Matte	235	1969
9.	884	Joe Washington	242	1979
10.	858	Alan Ameche	178	1956

PASS RECEPTIONS

	Receptions	Player	Yardage	Season
1.	82	Joe Washington	750	1979
2.	75	Raymond Berry	873	1961
3.	74	Raymond Berry	1298	1960
4.	72	Lydell Mitchell	544	1974
5.	71	Lydell Mitchell	620	1977
6.	66	Raymond Berry	959	1959
7.	63	Willie Richardson	860	1967
8.	61	Roger Carr	924	1980
9.	60	Lydell Mitchell	555	1976
10.	60	Lydell Mitchell	544	1975

RECEIVING YARDAGE

	Yardage	Player	Receptions	Season
1.	1298	Raymond Berry	74	1960
2.	1112	Roger Carr	43	1976
3.	974	Jimmy Orr	55	1962
4.	959	Raymond Berry	66	1959
5.	938	Lenny Moore	50	1958
6.	936	Lenny Moore	45	1960
7.	924	Roger Carr	61	1980
8.	873	Raymond Berry	75	1961
9.	867	Jimmy Orr	40	1964
10.	860	Willie Richardson	63	1967

PASSING YARDAGE

	Yardage	Player	Completions/			Season
			Attempts	Pct.	Int. TD	
1.	3481	John Unitas	237-410	57.8	12 20	1963
2.	3428	John Unitas	255-436	58.5	16 20	1967
3.	3134	Bert Jones	248-446	55.6	21 23	1980
4.	3104	Bert Jones	207-343	60.4	9 24	1976
5.	3099	John Unitas	190-378	50.3	24 25	1960
6.	3094	Bert Jones	244-426	57.3	20 21	1981
7.	2990	John Unitas	229-420	54.5	24 16	1961
8.	2967	John Unitas	222-389	57.1	23 23	1962
9.	2932	Greg Landry	270-457	59.1	15 15	1979
10.	2909	Earl Morrall	182-317	57.4	17 26	1968

SCORING

	Points	Player	TD	FG	PAT	Other	Season
1.	120	Lenny Moore	20	0	0	0	1964
2.	112	Raul Allegre	0	30	22	0	1983
3.	109	Toni Linhart	0	20	49	0	1976
4.	106	Lou Michaels	0	20	46	0	1967
5.	104	Jim Martin	0	24	32	0	1963
6.	104	Lou Michaels	0	17	53	0	1964
7.	102	Lou Michaels	0	18	48	0	1968
8.	101	Lou Michaels	0	17	48	Safety	1965
9.	98	Lou Michaels	0	21	35	0	1966
10.	96	Steve Myhra	0	21	33	0	1961

PUNTING AVERAGE

	Average	Player	No.	Yards	Long	Blk	Season
1.	45.6	David Lee	49	2233	64	1	1966
2.	45.3	David Lee	57	2580	66	0	1969
3.	45.3	Rohn Stark	91	4124	68	0	1983
4.	44.7	David Lee	63	2820	62	1	1970
5.	44.4	Rohn Stark	46	2044	60	0	1982
6.	43.0	Tom Gilburg	42	1804	61	0	1961
7.	42.4	Joe Don Looney	32	1358	64	0	1964
8.	42.3	David Lee	49	2079	68	0	1967
9.	42.1	David Lee	57	2400	60	1	1972
10.	41.8	Dave Sherer	51	2132	60	0	1959
11.	41.8	Tom Gilburg	57	2384	62	0	1962
12.	41.8	Tom Gilburg	52	2173	64	0	1963

INTERCEPTIONS

	No.	Player	Yards	Avg.	Long	TD	Season
1.	11	Tom Keane	118	10.7	35	0	1953
2.	10	Milt Davis	219	21.9	75	2	1957
3.	10	Lyle Blackwood	163	16.3	37	0	1977
4.	9	Bob Boyd	185	20.6	47	0	1964
5.	9	Bob Boyd	78	8.7	24	1	1965
6.	8	Andy Nelson	199	24.9	69	1	1958
7.	8	Ray Brown	149	18.6	30	0	1958
8.	8	Bob Boyd	160	20.0	49	1	1968
9.	8	Charlie Stukes	95	11.9	40	0	1971
10.	8	Stan White	135	16.9	32	1	1975

TOP SINGLE GAME PERFORMANCES

100-YARD RUSHING GAMES

	Yard- age	At- tempts	Player	Opponent	Date
1.	198	22	Norm Bulaich	New York Jets	Sept. 19, 1971
2.	194	21	Alan Ameche	Chicago Bears	Sept. 25, 1955
3.	185	13	Lenny Moore	Green Bay Packers	Oct. 28, 1956
4.	178	26	Lydell Mitchell	Kansas City Chiefs	Nov. 30, 1975
5.	162	20	Alan Ameche	Los Angeles Rams	Nov. 25, 1956
6.	156	40*	Lydell Mitchell	New York Jets	Oct. 20, 1974
7.	153	21	Alan Ameche	Detroit Lions	Oct. 1, 1955
8.	151	33	Lydell Mitchell	Atlanta Falcons	Nov. 17, 1974
9.	146	16	Randy McMillan	New England Patriots	Sept. 6, 1981
10.	142	26	Alan Ameche	Chicago Bears	Nov. 16, 1958
11.	142	34	Lydell Mitchell	New England Patriots	Dec. 16, 1973
12.	142	17	Lydell Mitchell	Miami Dolphins	Oct. 9, 1977
13.	136	16	George Talianferro	Los Angeles Rams	Nov. 22, 1953
14.	136	12	Lenny Moore	Detroit Lions	Oct. 19, 1958
15.	136	28	Lydell Mitchell	Houston Oilers	Nov. 1, 1976

16.	133	22	Lydell Mitchell	New Orleans Saints	Sept. 30, 1973
17.	130	15	Curtis Dickey	Dallas Cowboys	Dec. 6, 1981
18.	126	14	Tony Lorick	Chicago Bears	Nov. 8, 1964
19.	126	20	Joe Washington	Miami Dolphins	Oct. 29, 1978
20.	123	18	Curtis Dickey	New York Jets	Dec. 4, 1983
21.	122	15	Carl Taseff	Green Bay Packers	Nov. 13, 1954
22.	120	11	Lenny Moore	Cleveland Browns	Nov. 11, 1956
23.	120	25	Alan Ameche	San Francisco 49ers	Nov. 22, 1959
24.	120	13	Tom Matte	Los Angeles Rams	Dec. 15, 1963
25.	119	23	Lydell Mitchell	New York Giants	Dec. 7, 1975
26.	118	9	Lenny Moore	Los Angeles Rams	Oct. 16, 1960
27.	117	19	John Huzvar	Detroit Lions	Nov. 7, 1953
28.	117	22	Alan Ameche	Green Bay Packers	Oct. 29, 1955
29.	117	21	Tom Matte	Washington Redskins	Nov. 2, 1969
30.	116	11	Tom Matte	New York Jets**	Jan. 12, 1969
31.	116	25	Norm Bulaich	Cincinnati Bengals***	Dec. 26, 1970
32.	115	12	Curtis Dickey	Denver Broncos	Sept. 20, 1981
33.	115	27	Lydell Mitchell	Dallas Cowboys	Sept. 26, 1976
34.	114	8	Lenny Moore	San Francisco 49ers	Nov. 30, 1958
35.	114	32	Lydell Mitchell	Seattle Seahawks	Sept. 18, 1977
36.	112	26	Don McCauley	New York Jets	Oct. 22, 1972
37.	112	27	Lydell Mitchell	Buffalo Bills	Nov. 9, 1975
38.	111	29	Lydell Mitchell	Washington Redskins	Nov. 7, 1977
39.	110	17	Tom Matte	Detroit Lions	Nov. 19, 1967
40.	110	23	Curtis Dickey	Houston Oilers	Dec. 18, 1983
41.	109	20	Don McCauley	New Orleans Saints	Sept. 30, 1973
42.	109	19	Randy McMillan	Philadelphia Eagles	Oct. 30, 1983
43.	108	18	Alan Ameche	Cleveland Browns	Nov. 11, 1956
44.	108	15	Norm Bulaich	New York Giants	Oct. 17, 1971
45.	107	19	Lydell Mitchell	Buffalo Bills	Oct. 12, 1975
46.	106	22	Joe Washington	Cincinnati Bengals	Nov. 4, 1979
47.	106	27	Lydell Mitchell	Cincinnati Bengals	Sept. 19, 1976
48.	104	35	Lydell Mitchell	Miami Dolphins	Dec. 9, 1973
49.	102	16	Curtis Dickey	New England Patriots	Nov. 23, 1980

*NFL Record **Super Bowl III ***AFC Playoff

Career 100-Yard Games—Mitchell, 16; Ameche, 7; Moore, 5; Dickey, 5; Matte, 4; Bulaich, 3; McCauley, 2; Washington, 2; McMillan, 2; Huzvar, 1; Lorick, 1; Taseff, 1; Taliaferro, 1.

RECEIVING YARDAGE

Yard- age	Recep- tions	Player	Opponent	Date	
1.	224	12	Raymond Berry	Washington Redskins	Nov. 10, 1957
2.	210	5	Roger Carr	New York Jets	Oct. 2, 1976
3.	198	6	Roger Carr	Cincinnati Bengals	Sept. 19, 1976
4.	195	4	Raymond Berry	Dallas Cowboys	Oct. 30, 1960
5.	190	11	Ed Hinton	Kansas City Chiefs	Sept. 28, 1970
6.	187	6	Roger Carr	New England Patriots	Sept. 18, 1978
7.	186	11	Raymond Berry	Detroit Lions	Oct. 23, 1960
8.	184	11	Willie Richardson	Philadelphia Eagles	Sept. 24, 1967
9.	181	6	Lenny Moore	New York Giants	Nov. 9, 1958
10.	180	6	Lenny Moore	San Francisco 49ers	Dec. 8, 1957

Career 100-Yard Games—Berry, 23; Moore, 19; Orr, 18; Carr, 10; Mackey, 7; Doughty, 6; Mutscheller, 6; W. Richardson, 5; Chester, 3; Hinton, 3; Mitchell, 2; Washington, 2; Butler, 1; Henry 1.

PASSING YARDAGE

	Yard- age	Comple- tions/ Attempts	Player	Opponent	Date
1.	401	22-32	John Unitas	Atlanta Falcons	Sept. 17, 1967
2.	397	23-41	John Unitas	Cleveland Browns	Nov. 1, 1959
3.	385	19-34	John Unitas	Minnesota Vikings	Dec. 16, 1962
4.	385	36-53	Bert Jones	New York Jets	Dec. 15, 1974
5.	376	17-24	John Unitas	Detroit Lions	Nov. 10, 1963
6.	376	33-44	John Unitas	New York Jets	Sept. 24, 1972
7.	370	17-20	John Unitas	Atlanta Falcons	Nov. 12, 1967
8.	367	25-36	John Unitas	Washington Redskins	Dec. 8, 1962
9.	357	20-27	Bert Jones	Miami Dolphins	Sept. 27, 1981
10.	357	22-40	John Unitas	Detroit Lions	Dec. 4, 1960

Career 300-Yard Games—Unitas 27; Jones 8; Morrall 2; Landry 1.

PASS RECEPTIONS

	Recep- tions	Yard- age	Player	Opponent	Date
1.	13	130	Joe Washington	Kansas City Chiefs	Sept. 2, 1979
2.	13	82	Lydell Mitchell	New York Jets	Dec. 15, 1974
3.	12	224	Raymond Berry	Washington Redskins	Nov. 10, 1957
4.	12	178	Raymond Berry	New York Giants*	Dec. 28, 1958
5.	12	64	Lydell Mitchell	New York Jets	Nov. 28, 1976
6.	11	156	Raymond Berry	Cleveland Browns	Nov. 1, 1959
7.	11	186	Raymond Berry	Detroit Lions	Oct. 23, 1960
8.	11	184	Willie Richardson	Philadelphia Eagles	Sept. 24, 1967
9.	11	190	Eddie Hinton	Kansas City Chiefs	Sept. 28, 1970
10.	11	90	Lydell Mitchell	Denver Broncos	Nov. 10, 1974
11.	11	112	Don McCauley	Denver Broncos	Nov. 27, 1977
12.	11	88	Curtis Dickey	Cincinnati Bengals	Oct. 11, 1981
13.	11	68	Randy McMillan	New York Jets	Nov. 8, 1981

*NFL Championship

Career Games 10 Receptions or More—Berry 9; Mitchell 3; McCauley 3; Washington 3; Hinton 1; Richardson 1; Dickey 1; McMillan 1.



YEAR-BY-YEAR LEADERS

SCORING

		TD	PAT	FG	TP
1953	Bert Rechichar	3	0-0	5-12	33
1954	Gary Kerkorian	1	11-12	5-10	32
1955	Bert Rechichar	0	25-26	10-24	55
1956	Lenny Moore	9	0-0	0-0	54
1957	Lenny Moore	11	0-0	0-0	66
1958	Lenny Moore	14	0-0	0-0	84
1959	Raymond Berry	14	0-0	0-0	84
1960	Lenny Moore	13	0-0	0-0	78
1961	Steve Myhra	0	33-34	21-39	96
1962	Dick Bielski	2	25-28	11-25	70
1963	Jim Martin	0	32-35	24-39	104
1964	Lenny Moore	20	0-0	0-0	120
1965	Lou Michaels	0	48-48	17-28	101
1966	Lou Michaels	0	35-36	21-39	98
1967	Lou Michaels	0	46-48	20-37	106
1968	Lou Michaels	0	48-50	18-28	102
1969	Tom Matte	13	0-0	0-0	79
1970	Jim O'Brien	0	36-38	19-34	93
1971	Jim O'Brien	0	35-36	20-29	95
1972	Jim O'Brien	2	24-24	13-31	75
1973	George Hunt	0	22-24	16-28	70
1974	Toni Linhart	0	22-22	12-20	58
1975	Lydell Mitchell	15	0-0	0-0	90
1976	Toni Linhart	0	49-51	20-27	109
1977	Toni Linhart	0	32-35	17-26	83
1978	Toni Linhart	0	27-31	8-17	51
1979	Steve Mike-Mayer	0	28-29	11-20	61
1980	Steve Mike-Mayer	0	43-46	12-23	79
1981	Curtis Dickey	10	0-0	0-0	60
1982	Mike Wood	0	6-6	6-10	24
1983	Raul Allegre	0	22-24	30-35	112

RUSHING

		Yards	Attempts	Avg.	Long	TD
1953	John Huzvar	515	119	4.3	36	4
1954	Buddy Young	311	70	4.4	57	2
1955	Alan Ameche	961	213	4.5	79	9
1956	Alan Ameche	858	178	4.8	43	8
1957	Alan Ameche	493	144	3.4	49	5
1958	Alan Ameche	791	171	4.6	22	8
1959	Alan Ameche	679	178	3.8	26	7
1960	Lenny Moore	374	91	4.1	57	4
1961	Joe Perry	675	168	4.0	27	3
1962	Lenny Moore	470	106	4.4	25	2
1963	Tom Matte	541	133	4.1	31	4
1964	Lenny Moore	584	157	3.7	32	16
1965	Jerry Hill	516	147	3.5	20	5
1966	Tony Lorick	524	143	3.7	41	3
1967	Tom Matte	636	147	4.3	30	9
1968	Tom Matte	662	183	3.6	23	9
1969	Tom Matte	909	235	3.9	26	11
1970	Norm Bulaich	426	139	3.0	15	3
1971	Norm Bulaich	741	152	4.9	67	8
1972	Don McCauley	675	178	3.8	36	2
1973	Lydell Mitchell	963	253	3.8	36	2
1974	Lydell Mitchell	757	214	3.5	31	5
1975	Lydell Mitchell	1193	289	4.1	70	11
1976	Lydell Mitchell	1200	289	4.2	43	5
1977	Lydell Mitchell	1159	301	3.9	64	3
1978	Joe Washington	956	240	4.0	29	0
1979	Joe Washington	884	242	3.6	26	4
1980	Curtis Dickey	800	176	4.5	51t	11
1981	Curtis Dickey	779	164	4.8	67t	7
1982	Randy McMillan	305	101	3.0	13	1
1983	Curtis Dickey	1122	254	4.4	56	4

PASSING

		Attempts	Comple- tions	Pct.	Yards	TD	Int.
1953	Fred Enke	169	71	42.0	1054	8	15
1954	Gary Kerkorian	217	117	53.9	1515	9	12
1955	George Shaw	237	119	50.2	1586	10	19
1956	John Unitas	198	110	55.6	1498	9	10
1957	John Unitas	301	172	57.1	2550	24	17
1958	John Unitas	263	136	51.7	2007	19	7
1959	John Unitas	367	193	52.6	2899	32	14
1960	John Unitas	378	190	50.3	3099	25	24
1961	John Unitas	420	229	54.5	2990	16	24
1962	John Unitas	389	222	57.1	2967	23	23
1963	John Unitas	410	237	57.8	3481	20	12
1964	John Unitas	305	158	51.8	2824	19	6
1965	John Unitas	282	164	58.2	2530	23	12
1966	John Unitas	348	195	56.0	2748	22	24
1967	John Unitas	436	255	58.5	3428	20	16
1968	Earl Morrall	317	182	57.4	2909	26	17
1969	John Unitas	327	178	54.4	2342	12	20
1970	John Unitas	321	166	51.7	2213	14	18
1971	John Unitas	176	92	52.3	942	3	9
1972	Marty Domres	222	115	51.8	1392	11	6
1973	Marty Domres	191	93	48.7	1153	9	13
1974	Bert Jones	270	143	53.0	1610	8	12
1975	Bert Jones	344	203	59.0	2483	18	8
1976	Bert Jones	343	207	60.4	3104	24	9
1977	Bert Jones	393	224	57.0	2686	17	11
1978	Bill Troup	296	154	52.0	1882	10	21
1979	Greg Landry	457	270	59.1	2932	15	15
1980	Bert Jones	446	248	55.6	3134	23	21
1981	Bert Jones	426	244	57.3	3094	21	20
1982	Mike Pagel	221	111	50.2	1281	5	7
1983	Mike Pagel	328	163	49.7	2353	12	17

PASS RECEPTIONS

		No.	Yards	Avg.	Long	TD
1953	Dan Edwards	35	312	8.9	32	3
1954	Dan Edwards	40	531	13.3	42	1
1955	Jim Mutscheller	33	518	15.7	48	7
1956	Jim Mutscheller	44	715	16.3	53	6
1957	Raymond Berry	47	800	17.0	67	6
1958	Raymond Berry	56	794	14.2	54	9
1959	Raymond Berry	66	959	14.5	55	14
1960	Raymond Berry	74	1298	17.5	70	10
1961	Raymond Berry	75	837	11.6	44	0
1962	Jimmy Orr	55	974	17.7	80	11
1963	Tom Matte	48	466	9.7	49	1
1964	Raymond Berry	43	663	15.4	46	6
1965	Raymond Berry	58	739	12.7	40	7
1966	Raymond Berry	56	786	14.0	40	7
1967	Willie Richardson	63	860	13.7	31	8
1968	John Mackey	45	644	14.3	45	5
1969	Willie Richardson	43	646	15.0	39	3
1970	Eddie Hinton	47	733	15.3	40	5
1971	Tom Mitchell	33	402	12.2	35	0
1972	Tom Mitchell	40	494	12.3	34	4
1973	Glenn Doughty	26	584	22.5	66	4
1974	Lydell Mitchell	72	544	7.6	24	2
1975	Lydell Mitchell	60	544	9.1	35	4
1976	Lydell Mitchell	60	555	9.3	40	3
1977	Lydell Mitchell	71	620	8.7	38	4
1978	Joe Washington	45	377	8.4	33	1
1979	Joe Washington	82	750	9.1	43t	3
1980	Roger Carr	61	924	15.1	43	5
1981	Randy McMillan	50	466	9.3	31	1
1982	Matt Bouza	22	287	13.0	34	2
1983	Bernard Henry	30	416	13.9	40t	4

KICKOFF RETURNS

		No.	Yards	Avg.	Long	TD
1953	Larry Coutre	12	318	26.5	78	0
1954	Buddy Young	13	308	23.7	30	0
1955	Bob White	14	400	28.6	54	0
1956	Billy Vessels	16	379	23.7	42	0
1957	Jack Call	14	329	23.5	45	0
1958	Lenny Lyles	11	398	36.2	103	2
1959	Johnny Sample	17	457	26.9	80	0
1960	Johnny Sample	18	519	28.8	94	1
1961	Lenny Lyles	28	672	24.0	64	0
1962	Bake Turner	20	504	25.2	37	0
1963	Tom Matte	16	331	20.7	34	0
1964	Tony Lorick	13	385	29.6	71	0
1965	Alvin Haymond	20	614	30.7	53	0
1966	Lenny Moore	18	453	25.2	54	0
1967	Lenny Moore	16	392	24.4	37	0
1968	Preston Pearson	15	527	30.4	102	2
1969	Jim Duncan	19	560	29.5	92	1
1970	Jim Duncan	20	707	35.4	99	1
1971	Charlie Pittman	14	330	23.6	37	0
1972	Bruce Laird	29	843	29.1	73	0
1973	Cotton Speyrer	17	496	29.1	101	1
1974	Bruce Laird	19	499	26.3	55	0
1975	Bruce Laird	31	799	25.8	65	0
1976	Howard Stevens	30	710	23.7	83	0
1977	Bruce Laird	24	541	22.5	35	0
1978	Marshall Johnson	41	927	22.6	57	0
1979	Nesby Glasgow	50	1126	22.5	58	0
1980	Nesby Glasgow	33	743	22.5	44	0
1981	Zachary Dixon	36	737	20.5	46	0
1982	Larry Anderson	27	517	19.1	33	0
1983	Kendall Williams	20	490	24.5	90	0

PUNT RETURNS

		No.	Yards	Avg.	Long	TD	FC
1953	George Taliaferro	10	31	3.1	7	0	
1954	Buddy Young	14	60	4.3	16	0	
1955	Bert Rechichar	30	121	4.0	24	0	
1956	Carl Taseff	27	233	8.6	90	1	
1957	Bert Rechichar	22	71	3.2	22	0	
1958	Carl Taseff	29	196	6.8	33	0	
1959	Carl Taseff	15	104	6.9	25	0	
1960	Johnny Sample	14	101	7.2	26	0	
1961	Bob Boyd	18	173	9.6	46	0	
1962	Bake Turner	9	94	10.4	43	0	
1963	Jerry Logan	28	279	10.0	38	0	0
1964	Wendell Harris	17	214	12.6	39	0	5
1965	Alvin Haymond	41	403	9.8	55	0	9
1966	Alvin Haymond	40	347	8.7	64	0	8
1967	Alvin Haymond	26	155	6.0	31	0	4
1968	Rick Volk	25	198	7.9	24	0	7
1969	Rick Volk	10	58	5.8	14	0	6
1970	Ron Gardin	28	330	11.8	80	1	20
1971	Rick Volk	22	118	5.4	18	0	20
1972	Bruce Laird	34	303	8.9	42	0	11
1973	Bruce Laird	15	72	4.8	13	0	6
1974	Tim Berra	16	114	7.1	14	0	2
1975	Howard Stevens	36	396	11.0	53	0	8
1976	Howard Stevens	39	315	7.9	44	0	9
1977	Howard Stevens	34	301	8.9	24	0	6
1978	Marshall Johnson	25	143	5.7	17	0	10
1979	Nesby Glasgow	44	352	8.0	75t	1	11
1980	Nesby Glasgow	23	187	8.1	20	0	15
1981	David Shula	10	50	5.0	11	0	7
1982	Larry Anderson	8	54	6.8	28	0	4
1983	Larry Anderson	20	138	6.9	20	0	4

INTERCEPTIONS

		No.	Yards	Avg.	Long	TD
1953	Tom Keane	11	118	10.7	35	0
1954	Don Shula	5	84	16.8	25	0
	Tom Keane	5	22	4.4	7	0
1955	Bert Rechichar	6	109	18.2	40	0
1956	Bert Rechichar	4	63	15.8	42	0
1957	Milt Davis	10	219	21.9	75	2
1958	Andy Nelson	8	199	24.9	69	1
	Ray Brown	8	149	18.6	30	0
1959	Milt Davis	7	119	17.0	57	1
	Don Shinnick	7	70	10.0	23	0
1960	Bob Boyd	7	132	18.9	74	0
1961	Gary Glick	4	18	4.5	10	0
1962	Bob Boyd	7	163	23.3	38	0
1963	Jim Welch	4	49	12.3	15	0
1964	Bob Boyd	9	185	20.6	47	0
1965	Bob Boyd	9	78	8.7	24	1
1966	Bob Boyd	6	114	19.0	37	1
1967	Bob Boyd	6	145	24.2	41	1
	Rick Volk	6	145	24.2	94	1
1968	Bob Boyd	8	160	20.0	49	1
1969	Rick Volk	4	36	9.0	23	0
1970	Jerry Logan	6	92	15.3	33	2
1971	Charlie Stukes	8	95	11.9	40	0
1972	Charlie Stukes	5	23	4.6	11	0
1973	Stan White	4	40	10.0	22	1
1974	Mike Curtis	3	24	8.0	11	0
1975	Stan White	8*	135	16.9	32	1
1976	Jackie Wallace	5	105	21.0	41	0
1977	Lyle Blackwood	10	163	16.3	37	0
1978	Norm Thompson	6	52	8.7	31	0
1979	Sanders Shiver	4	85	21.2	52	0
	Lyle Blackwood	4	63	15.8	27	0
	Larry Braziel	4	49	12.2	31t	1
1980	Bruce Laird	5	71	14.2	18	0
1981	Bruce Laird	8	59	19.7	24	0
	Larry Braziel	8	35	11.7	27	0
1982	Kim Anderson	2	25	12.5	25	0
1983	Derrick Hatchett	4	36	9.0	25	0

*NFL Record (Linebackers)

PUNTING

		No.	Yards	Avg.	Long	Blk
1953	George Taliaterro	65	2437	37.5	61	0
1954	Cotton Davidson	72	2678	37.2	55	1
1955	Monte Brethauer	55	2161	39.3	56	0
1956	Bert Rechichar	33	1277	38.7	56	0
1957	Cotton Davidson	47	1663	35.4	56	0
1958	Ray Brown	41	1635	39.9	60	0
1959	Dave Sherer	51	2132	41.8	60	0
1960	Ray Brown	52	2001	38.5	55	0
1961	Tom Gilburg	42	1804	43.0	61	0
1962	Tom Gilburg	57	2384	41.8	62	0
1963	Tom Gilburg	52	2173	41.8	64	0
1964	Joe Don Looney	32	1358	42.4	64	0
1965	Tom Gilburg	54	2139	39.6	66	0
1966	David Lee	49	2233	45.6	64	1
1967	David Lee	49	2079	42.4	68	0
1968	David Lee	49	1833	39.4	59	1
1969	David Lee	57	2580	45.3	66	0
1970	David Lee	63	2820	44.7	62	1
1971	David Lee	62	2542	41.0	76	0
1972	David Lee	57	2400	42.1	60	1
1973	David Lee	62	2398	38.7	60	2
1974	David Lee	71	2634	37.1	58	1
1975	David Lee	86	3402	39.6	62	1
1976	David Lee	59	2342	39.7	56	0
1977	David Lee	82	3142	38.3	59	2
1978	David Lee	92	3513	38.2	67	2
1979	Bucky Dilts	99	3657	36.9	53	2
1980	Mike Bragg	82	3203	39.1	59	2
1981	Mike Garrett	78	3071	39.4	57	0
1982	Rohn Stark	46	2044	44.4	60	0
1983	Rohn Stark	93	4124	45.3	68	0

**TOP INDIVIDUAL GAME PERFORMANCES
AGAINST THE COLTS**

MOST YARDS RUSHING

205, Dan Towler vs. Los Angeles, Nov. 22, 1953.

LONGEST RUN FROM SCRIMMAGE

81, Rick Casares at Chicago Bears, Oct. 16, 1955.

MOST PASS ATTEMPTS

62, Joe Namath at N.Y. Jets, Oct. 18, 1970.

MOST PASS COMPLETIONS

34, Joe Namath at N.Y. Jets, Oct. 18, 1970.

HIGHEST PASS COMPLETION PERCENTAGE

86.2, Ken Stabler vs. Oakland, Oct. 28, 1973.

MOST PASSING YARDAGE (GROSS)

496, Joe Namath vs. N.Y. Jets, Sept. 24, 1972.

LONGEST PASS PLAY

99t, Karl Sweetan to Pat Studstill vs. Detroit, Oct. 16, 1966.

MOST TOUCHDOWN PASSES

7, Joe Kapp at Minnesota, Sept. 28, 1969.

MOST PASS RECEPTIONS

12, Ed Bell at N.Y. Jets, Oct. 18, 1970.

MOST PASS RECEIVING YARDAGE

231, Dave Parks vs. San Francisco, Oct. 3, 1965.

MOST TOUCHDOWNS SCORED

5, Jim Brown vs. Cleveland, Nov. 1, 1959.

5, Paul Hornung vs. Green Bay, Dec. 12, 1965.

MOST TOUCHDOWN PASS RECEPTIONS

3, Kellen Winslow at San Diego, Dec. 26, 1982.

3, Steve Watson at Denver Broncos, Sept. 20, 1981.

3, Isaac Curtis vs. Cincinnati Bengals, Nov. 4, 1979.

3, Calvin Hill vs. Cleveland Browns, Nov. 19, 1978.

3, Dave Casper vs. Oakland, Dec. 24, 1977 (AFC Playoff Game).

3, Rich Caster vs. N.Y. Jets, Sept. 24, 1972.

3, Dave Parks vs. San Francisco, Oct. 3, 1965.

3, Gary Collins at Cleveland, Dec. 27, 1964 (NFL championship game).

3, Howard Cassady at Detroit, Oct. 11, 1959.

MOST POINTS SCORED

33, Paul Hornung at Green Bay, Oct. 8, 1961 (4 TD, 6 PAT, 1FG)

MOST FIELD GOALS

5, Curt Knight at Washington, Nov. 18, 1973.

LONGEST FIELD GOAL

52, Chester Marcol vs. Green Bay, Sept. 22, 1974.

52, John Leypoldt at Buffalo, Oct. 14, 1973.

52, Jim Martin at Detroit, Oct. 23, 1960.

MOST PASS INTERCEPTIONS

3, Rich Sowell vs. N.Y. Jets, Sept. 23, 1973.

3, Jim Kerr at Washington, Nov. 26, 1961.

3, Jim Butler vs. Pittsburgh, Nov. 3, 1957.

3, Jack Christiansen at Detroit, Nov. 7, 1953.

LONGEST INTERCEPTION RETURN

87, Dave Robinson vs. Green Bay, Dec. 12, 1965.

LONGEST KICKOFF RETURN

103, Tom Wilson vs. Los Angeles, Nov. 25, 1956.

103, Herb Adderley at Green Bay, Nov. 18, 1962.

LONGEST PUNT RETURN

80, Stanley Morgan at New England, Nov. 18, 1979.

COLT COACHING RECORDS

Cecil Isbell	1947-49	9-23-1	.288
Walter Driskill	1949	1-7	.125
Clem Crowe	1950	1-11	.083
Keith Molesworth	1953	3-9	.250
Weeb Ewbank	1954-62	61-52-1	.539
Don Shula	1963-69	75-26-4	.733
Don McCafferty	1970-72	26-11-1	.697
John Sandusky	1972	4-5	.444
Howard Schnellenberger	1973-74	4-13	.235
Joe Thomas	1974	2-9	.182
Ted Marchibroda	1975-79	41-36	.532
Mike McCormack	1980-81	9-23	.281
Frank Kush	1982-83	7-17-1	.411

THE LONGEST IN COLT HISTORY

RUNNING PLAYS

1. 80t, Tom Matte vs. St. Louis, Oct. 12, 1964.
2. 79t, Alan Ameche vs. Chicago Bears, Sept. 25, 1955.
3. 79t, Lenny Moore vs. Green Bay, Oct. 28, 1956.
4. 73t, Lenny Moore vs. San Francisco, Nov. 30, 1958.
5. 72t, Lenny Moore vs. Green Bay, Oct. 28, 1956.
6. 70t, Lenny Moore at Cleveland, Nov. 11, 1956.
7. 70t, Lydell Mitchell vs. Kansas City, Nov. 30, 1975.
8. 69t, Ron Lee vs. Houston, Nov. 1, 1976.
9. 67t, Norm Bulaich vs. N.Y. Jets, Sept. 19, 1971.
10. 67t, Curtis Dickey vs. Dallas, Dec. 6, 1981.

PASSING PLAYS

1. 90t, Roger Carr from Bert Jones vs. N.Y. Jets, Nov. 16, 1975.
2. 89t, John Mackey from John Unitas at Los Angeles, Oct. 30, 1966.
3. 89t, Roger Carr from Bert Jones at Buffalo, Nov. 9, 1975.
4. 88t, Tom Matte from John Unitas vs. Atlanta, Sept. 17, 1967.
5. 84, Jimmy Orr from Earl Morrall at Atlanta, Sept. 22, 1968.
6. 82t, Buddy Young from George Shaw vs. Green Bay at Milw., Oct. 8, 1955.
7. 82t, Lenny Moore from John Unitas at San Francisco, Dec. 8, 1957.
8. 80t, Lenny Moore from John Unitas vs. Detroit, Dec. 4, 1960.
9. 80t, Jimmy Orr from John Unitas at Chicago, Oct. 21, 1962.
10. 80t, Lenny Moore from John Unitas vs. Minnesota, Dec. 16, 1962.

COLT PRESEASON RESULTS

PRESEASON SERIES RECORDS

Won 91, Lost 69, Tied 4

	Won	Lost	Tied	First Meeting
Atlanta Falcons	1	6	0	1973
Buffalo Bills	1	0	0	1969
Chicago Bears	3	3	1	1957
Cleveland Browns	4	2	0	1953
College All-Stars	3	0	0	1959
Dallas Cowboys	5	3	0	1960
Denver Broncos	4	1	0	1970
Detroit Lions	8	5	1	1964
Green Bay Packers	1	0	0	1980
Houston Oilers	4	1	0	1969
Kansas City Chiefs	2	1	0	1970
Miami Dolphins	2	1	0	1968
Minnesota Vikings	3	2	0	1961
New England Patriots	1	0	0	1967
New Orleans Saints	0	3	0	1975
New York Giants	6	5	0	1953
Raiders	3	2	0	1968
Philadelphia Eagles	9	7	0	1953
Pittsburgh Steelers	9	10	0	1953
St. Louis Cardinals	6	5	1	1953
San Diego Chargers	1	0	0	1969
Seattle Seahawks	0	1	0	1981
Tampa Bay Buccaneers	0	2	0	1977
Washington Redskins	15	10	1	1953

1953: Won 3, Lost 3

A 15	Philadelphia Eagles	7-10	L	Norfolk, Va.
A 22	Chicago Cardinals	10-7	W	Lubbock, Texas
A 26	Pittsburgh Steelers	13-6	L	Rochester, N.Y.
S 7	Cleveland Browns	21-23	L	Akron, Ohio
S 12	New York Giants	6-10	L	St. Louis, Mo.
S 20	Washington Redskins	9-3	W	Baltimore

1954: Won 4, Lost 1

A 14	Philadelphia Eagles	10-0	W	Hershey, Pa.
A 22	Pittsburgh Steelers	27-21	W	Pittsburgh
S 10	Pittsburgh Steelers	16-21	L	Tulsa, Okla.
S 15	Chicago Cardinals	20-2	W	Chicago
S 18	Washington Redskins	49-14	W	Baltimore

1955: Won 2, Lost 2, Tied 1

A 13	Philadelphia Eagles	6-21	L	Hershey, Pa.
	Fort Belvoir	61-0	W	Westminster, Md.
A 30	Washington Redskins	28-28	T	Baltimore
S 6	New York Giants	14-17	L	Minneapolis, Minn.
S 10	Chicago Cardinals	24-14	W	Chicago
S 18	Pittsburgh Steelers	44-17	W	Buffalo, N.Y.

1956: Won 3, Lost 2

A 11	Philadelphia Eagles	24-13	W	Hershey, Pa.
A 20	New York Giants	10-28	L	Boston, Mass.
A 25	Pittsburgh Steelers	37-16	W	Cincinnati, Ohio
S 9	Philadelphia Eagles	14-19	L	Louisville, Ky.
S 16	Washington Redskins	21-13	W	Baltimore

1957: Won 2, Lost 2, Tied 1

A 17	Philadelphia Eagles	17-10	W	Hershey, Pa.
A 24	Chicago Bears	24-24	T	Cincinnati, Ohio
S 8	Washington Redskins	14-24	L	Baltimore
S 15	Chicago Cardinals	27-9	W	Louisville, Ky.
S 21	Chicago Cardinals	21-27	L	St. Louis, Mo.

1958: Won 2, Lost 3, Tied 1

A 16	Philadelphia Eagles	28-30	L	Hershey, Pa.
A 23	Chicago Cardinals	31-31	T	Austin, Texas
A 29	Washington Redskins	7-27	L	Baltimore
S 6	Pittsburgh Steelers	10-13	L	Buffalo, N.Y.
S 14	New York Giants	27-21	W	Baltimore
S 21	New York Giants	42-21	W	Louisville, Ky.

1959: Won 4, Lost 2

A 14	College All-Stars	29-0	W	Chicago
A 21	New York Giants	28-3	W	Dallas, Texas
A 28	Washington Redskins	23-10	W	Baltimore
S 4	Pittsburgh Steelers	30-21	W	Miami, Fla.
S 13	Philadelphia Eagles	13-35	L	Philadelphia
S 20	Chicago Cardinals	17-31	L	Louisville, Ky.

1960: Won 3, Lost 3

A 12	College All-Stars	32-7	W	Chicago
A 19	Dallas Cowboys	14-10	W	Dallas
A 26	St. Louis Cardinals	21-31	L	Charleston, S.C.
S 2	Pittsburgh Steelers	28-34	L	Miami, Fla.
S 11	Washington Redskins	30-7	W	Baltimore
S 17	Philadelphia Eagles	21-35	L	Hershey, Pa.

1961: Won 3, Lost 2

A 12	Pittsburgh Steelers	20-24	L	Roanoke, Va.
A 18	Minnesota Vikings	13-3	W	Baltimore
A 26	Washington Redskins	41-7	W	Norfolk, Va.
S 1	Dallas Cowboys	24-35	L	Norman, Okla.
S 10	New York Giants	49-20	W	New Haven, Conn.

1962: Won 3, Lost 2

A 11	Philadelphia Eagles	56-28	W	Hershey, Pa.
A 16	Washington Redskins	34-14	W	Washington, D.C.
A 25	Dallas Cowboys	24-10	W	Roanoke, Va.
S 2	Minnesota Vikings	13-24	L	Minneapolis-St. Paul
S 9	Pittsburgh Steelers	9-20	L	Pittsburgh

1963: Won 4, Lost 1

A 10	Philadelphia Eagles	26-21	W	Hershey, Pa.
A 17	Cleveland Browns	21-7	W	Cleveland
A 24	Pittsburgh Steelers	17-14	W	Atlanta, Ga.
A 31	Washington Redskins	27-21	W	Norfolk, Va.
S 7	Chicago Bears	7-14	L	New Orleans, La.

1964: Won 3, Lost 1, Tied 1

A 8	Philadelphia Eagles	28-17	W	Hershey, Pa.
A 14	Detroit Lions	28-28	T	Detroit
A 21	St. Louis Cardinals	21-30	L	St. Louis
A 27	Washington Redskins	41-14	W	Washington, D.C.
S 6	Pittsburgh Steelers	48-17	W	Canton, Ohio

1965: Won 5, Lost 0

A 14	St. Louis Cardinals	22-10	W	New Orleans, La.
A 20	Detroit Lions	23-3	W	Detroit
A 28	Pittsburgh Steelers	38-10	W	Atlanta, Ga.
S 4	Washington Redskins	33-23	W	Norfolk, Va.
S 11	Philadelphia Eagles	33-14	W	Hershey, Pa.

1966: Won 5, Lost 0

A 3	Washington Redskins	35-0	W	Washington, D.C.
A 13	Philadelphia Eagles	31-17	W	New Orleans, La.
A 19	St. Louis Cardinals	33-7	W	St. Louis
A 26	Cleveland Browns	24-17	W	Cleveland
S 1	Detroit Lions	20-0	W	Detroit

1967: Won 4, Lost 1

A 13	Boston Patriots	33-3	W	Boston
A 21	St. Louis Cardinals	5-9	L	St. Louis
A 26	Detroit Lions	14-5	W	Detroit
A 31	Washington Redskins	23-17	W	Washington, D.C.
S 9	Dallas Cowboys	33-7	W	Dallas

1968: Won 5, Lost 1

A 3	Oakland Raiders	14-12
A 10	Chicago Bears	10-0
A 16	Washington Redskins	15-13
A 23	Detroit Lions	7-14
A 31	Miami Dolphins	22-13
S 7	Dallas Cowboys	16-10

W	Oakland
W	Birmingham, Ala.
W	Washington, D.C.
L	Detroit
W	Miami
W	Dallas

1969: Won 6, Lost 0

A 2	San Diego Chargers	26-6
A 9	Oakland Raiders	34-30
A 15	Houston Oilers	33-29
A 22	Buffalo Bills	20-7
A 30	Miami Dolphins	23-10
S 14	Dallas Cowboys	23-7

W	San Diego
W	Oakland
W	Houston
W	Buffalo
W	Miami
W	Dallas

1970: Won 4, Lost 2

A 8	Oakland Raiders	33-21
A 14	Kansas City Chiefs	17-3
A 22	Denver Broncos	24-7
A 29	Miami Dolphins	13-20
S 5	Detroit Lions	20-14
S 12	Washington Redskins	14-17

W	Oakland
W	Kansas City
W	Denver
L	Miami
W	Raleigh, N.C.
L	Washington, D.C.

1971: Won 3, Lost 4

J 30	College All-Stars	24-17
A 7	Kansas City Chiefs	3-10
A 14	Chicago Bears	21-13
A 22	Detroit Lions	20-23
A 28	Washington Redskins	20-14
S 3	Dallas Cowboys	14-27
S 11	Oakland Raiders	3-24

W	Chicago
L	Baltimore
W	Baltimore
L	Ann Arbor, Mich.
W	Washington, D.C.
L	Baltimore
L	Jacksonville, Fla.

1972: Won 3, Lost 3

A 4	Washington Redskins	3-33
A 14	Oakland Raiders	0-16
A 21	Kansas City Chiefs	23-17
A 26	Pittsburgh Steelers	16-13
S 1	Detroit Lions	17-24
S 10	Denver Broncos	20-13

L	Tampa, Fla.
L	Oakland
W	Kansas City
W	Tampa, Fla.
L	Tampa, Fla.
W	Denver

1973: Won 2, Lost 4

A 4	Pittsburgh Steelers	7-34
A 11	Atlanta Falcons	20-34
A 18	Detroit Lions	32-28
A 25	Washington Redskins	3-20
S 1	Houston Oilers	9-20
S 9	Denver Broncos	17-10

L	Pittsburgh
L	Atlanta
W	Memphis, Tenn.
L	Washington, D.C.
L	Houston
W	Denver

1974: Won 1, Lost 4

A 9	Detroit Lions	3-6
A 17	Cleveland Browns	37-3
A 26	Chicago Bears	16-20
A 31	Atlanta Falcons	7-23
S 6	Washington Redskins	6-7

L	Baltimore
W	Tampa, Fla.
L	Baltimore
L	Atlanta
L	Washington, D.C.

1975: Won 2, Lost 4

A 9	Denver Broncos	23-20
A 16	Atlanta Falcons	3-10
A 22	Pittsburgh Steelers	10-31
A 30	New Orleans Saints	3-27
S 8	Houston Oilers	26-21
S 12	Washington Redskins	10-24

W (OT)	Denver
L	Lincoln, Neb.
L	Baltimore
L	New Orleans
W	Houston
L	Baltimore

1976: Won 2, Lost 4

J 31	Cleveland Browns	21-0
A 6	Washington Redskins	20-3
A 14	Chicago Bears	14-25
A 20	New Orleans Saints	20-26
A 28	Atlanta Falcons	7-21
S 2	Detroit Lions	9-24

W	Lincoln, Neb.
W	Baltimore
L	Chicago
L (OT)	Baltimore
L	Atlanta
L	Detroit

1977: Won 3, Lost 3

A 8	Denver Broncos	8-14
A 14	Houston Oilers	14-7
A 19	Minnesota Vikings	29-7
A 27	Dallas Cowboys	21-23
S 2	Detroit Lions	21-10
S 10	Tampa Bay Buccaneers	0-14

L	Denver
W	Houston
W	Baltimore
L	Dallas
W	Baltimore
L	Tampa Bay

1978: Won 1, Lost 3

A 5	Pittsburgh Steelers	10-22
A 12	Tampa Bay Buccaneers	12-23
A 18	Washington Redskins	16-17
A 26	Detroit Lions	13-7

L	Baltimore
L	Tampa Bay
L	Baltimore
W	Detroit

1979: Won 2, Lost 2

A 3	Philadelphia Eagles	17-14
A 11	Cleveland Browns	3-24
A 17	Philadelphia Eagles	17-31
A 24	Detroit Lions	17-7

W	Baltimore
L	Cleveland
L	Philadelphia
W	Baltimore

1980: Won 2, Lost 2

A 9	Washington Redskins	3-13	L	Baltimore
A 16	Green Bay Packers	17-3	W	Milwaukee
A 22	New York Giants	37-20	W	Baltimore
A 29	Atlanta Falcons	35-51	L	Atlanta

1981: Won 0, Lost 4

A 8	New Orleans Saints	23-24	L	New Orleans
A 15	New York Giants	17-20	L	E. Rutherford, N.J.
A 22	Washington Redskins	7-13	L	Baltimore
A 28	Seattle Seahawks	17-31	L	Seattle

1982: Won 3, Lost 2

A 7	Minnesota Vikings	14-30	L	Canton, O.
A 14	New York Giants	19-14	W	Baltimore
A 21	Atlanta Falcons	34-3	W	Tempe, Az.
A 28	Pittsburgh Steelers	15-37	L	Pittsburgh
S 4	Chicago Bears	26-17	W	Chicago

1983: Won 2, Lost 2

A 4	Houston Oilers	15-0	W	Houston
A 13	Minnesota Vikings	10-7	W	Minneapolis
A 20	New York Giants	14-27	L	East Rutherford, N.J.
A 26	Atlanta Falcons	7-10	L	Atlanta

WHERE THE COLTS WILL BE STAYING ON THE ROAD

PRESEASON:

August 3-4	Miami Airport Marriott	(305) 649-5000
August 17-18	Denver Marriott-Southeast	(303) 758-7000
August 24-25	Pioneer Inn (Oshkosh)	(414) 233-1980

REGULAR SEASON:

September 8-9	Houston Marriott-Astrodome	(713) 797-9000
September 22-23	Miami Airport Marriott	(305) 649-5000
October 13-14	Philadelphia Airport Marriott	(215) 365-4150
October 27-28	Summit Hotel (Dallas)	(214) 243-3363
November 10-11	Hilton at Harmon Meadows (Secaucus)	(201) 348-2000
November 24-25	Los Angeles Airport Marriott	(213) 641-5700
December 1-2	Buffalo Marriott-Amherst	(716) 689-6900
December 15-16	Sheraton Mansfield	(617) 339-9571

COLTS ALL-TIME RESULTS

ALL-AMERICA FOOTBALL CONFERENCE

1947: Won 2, Lost 11, Tied 1
Fourth Eastern Division

Coach: Cecil Isbell

S	7	Brooklyn Dodgers	W	16-7
S	14	At San Francisco 49'ers	L	7-14
S	21	At Cleveland Browns	L	0-28
S	28	New York Yankees	L	7-21
O	5	San Francisco 49'ers	T	28-28
O	12	At Buffalo Bills	L	15-20
O	19	Los Angeles Dons	L	10-38
O	26	At Los Angeles Dons	L	0-56
N	2	At New York Yankees	L	21-35
N	7	At Chicago Rockets	L	21-27
N	16	At Brooklyn Dodgers	L	14-21
N	23	Buffalo Bills	L	14-33
N	30	Chicago Rockets	W	14-7
D	7	Cleveland Browns	L	0-42
				167-377

1948: Won 7, Lost 7
Tied First Eastern Division

Coach: Cecil Isbell

S	5	New York Yankees	W	45-26
S	10	At Chicago Rockets	L	14-21
S	16	At New York Yankees	W	27-14
S	26	Brooklyn Dodgers	W	35-20
O	5	Cleveland Browns	L	10-14
O	10	San Francisco 49'ers	L	14-56
O	15	At Los Angeles Dons	W	29-14
O	24	At San Francisco 49'ers	L	10-21
O	31	At Buffalo Bills	L	17-35
N	7	At Cleveland Browns	L	7-28
N	14	Chicago Rockets	W	38-24
N	21	Los Angeles Dons	L	14-17
N	28	At Brooklyn Dodgers	W	38-20
D	5	Buffalo Bills	W	35-15
				333-327

EASTERN DIVISION PLAYOFF GAME

D	12	Buffalo Bills	L	17-28
---	----	---------------	---	-------

1949: Won 1, Lost 11
Seventh in Conference

Coach: Cecil Isbell (4 games)
Walt Driskill (8 games)

A	28	At San Francisco 49'ers	L	17-31
S	2	At Los Angeles Dons	L	17-49
S	11	At Cleveland Browns	L	0-21
S	16	At Chicago Hornets	L	7-35
S	25	Cleveland Browns	L	20-28
O	2	At Buffalo Bills	W	35-28
O	16	BrooklynNew York Yankees	L	21-24
O	23	Chicago Hornets	L	7-17
O	30	At BrooklynNew York Yankees	L	14-21
N	16	San Francisco 49'ers	L	10-28
N	20	Los Angeles Dons	L	10-21
N	27	Buffalo Bills	L	14-38
				172-341

NATIONAL FOOTBALL LEAGUE

1950: Won 1, Lost 11
Seventh in National Conference

Coach: Clem Crowe

S	17	Washington Redskins	L	14-38
S	24	Cleveland Browns	L	0-31
O	2	At Chicago Cardinals	L	13-55
O	15	Philadelphia Eagles	L	14-24
O	22	At Los Angeles Rams	L	27-70
O	29	At San Francisco 49'ers	L	14-17
N	5	Green Bay Packers	W	41-21
N	12	At Pittsburgh Steelers	L	7-17
N	19	New York Giants	L	20-55
N	26	At Washington Redskins	L	28-38
D	3	Detroit Lions	L	21-45
D	10	New York Yanks	L	14-51
				213-462

(All attendance figures are tickets distributed because turnstile figures not used before 1974)

1953: Won 3, Lost 9
Fifth in Western Conference

Coach: Keith Molesworth

S	27	Chicago Bears	W	13-9	23,715
O	3	Detroit Lions	L	17-27	25,159
O	11	at Chicago Bears	W	16-14	35,316
O	18	at Green Bay Packers	L	14-37	18,713
O	25	Washington Redskins	W	27-17	34,031
O	31	Green Bay Packers	L	24-35	33,797
N	7	at Detroit Lions	L	7-17	46,508
N	15	at Philadelphia Eagles	L	14-45	27,813
N	22	Los Angeles Rams	L	13-21	27,268
N	29	San Francisco 49ers	L	21-38	26,005
D	5	at Los Angeles Rams	L	2-45	26,696
D	13	at San Francisco 49ers	L	14-45	24,432
				182-350	

**1954: Won 3, Lost 9
Sixth Western Conference**

Coach: Weeb Ewbank

S 26	Los Angeles Rams	L	0-48	36,215
O 2	New York Giants	W	20-14	27,088
O 10	at Chicago Bears	L	9-28	27,845
O 16	at Detroit Lions	L	0-35	48,272
O 24	Green Bay Packers	L	6-7	28,680
O 31	at Washington Redskins	L	21-24	23,566
N 6	Detroit Lions	L	3-27	25,287
N 13	Green Bay Packers at Milwaukee	L	13-24	19,786
N 21	Chicago Bears	L	13-28	23,093
N 28	San Francisco 49ers	W	17-13	23,875
D 4	at Los Angeles Rams	W	22-21	30,744
D 11	at San Francisco 49ers	L	7-10	26,856

131-279

**1955: Won 5, Lost 6, Tied 1
Fourth Western Conference**

Coach: Weeb Ewbank

S 25	Chicago Bears	W	23-17	36,167
O 1	Detroit Lions	W	28-13	40,030
O 8	Green Bay Packers at Milwaukee	W	24-20	40,199
O 16	at Chicago Bears	L	10-38	40,184
O 23	Washington Redskins	L	13-14	51,587
O 29	Green Bay Packers	W	14-10	34,411
N 5	at Detroit Lions	L	14-24	53,874
N 13	at New York Giants	L	7-17	33,982
N 20	Los Angeles Rams	T	17-17	41,146
N 27	San Francisco 49ers	W	26-14	33,485
D 4	at Los Angeles Rams	L	14-20	37,024
D 11	at San Francisco 49ers	L	24-35	35,371

214-239

**1956: Won 5, Lost 7
Fourth Western Conference**

Coach: Weeb Ewbank

S 30	Chicago Bears	W	28-21	45,221
O 6	Detroit Lions	L	14-31	42,622
O 14	Green Bay Packers at Milwaukee	L	33-38	24,214
O 21	at Chicago Bears	L	27-58	48,364
O 28	Green Bay Packers	W	28-21	40,086
N 11	at Cleveland Browns	W	21-7	42,404
N 18	at Detroit Lions	L	3-27	55,788
N 25	Los Angeles Rams	W	56-21	40,321
D 2	San Francisco 49ers	L	17-20	37,227
D 9	at Los Angeles Rams	L	7-31	51,037
D 16	at San Francisco 49ers	L	17-30	43,791
D 23	Washington Redskins	W	19-17	32,994

270-322

**1957: Won 7, Lost 5
Third Western Conference**

Coach: Weeb Ewbank

S 29	Detroit Lions	W	34-14	40,112
O 5	Chicago Bears	W	21-10	46,558
O 13	Green Bay Packers at Milwaukee	W	45-17	26,322
O 20	at Detroit Lions	L	27-31	55,764
O 27	Green Bay Packers	L	21-24	48,510
N 3	Pittsburgh Steelers	L	13-19	42,575
N 10	at Washington Redskins	W	21-17	33,149
N 17	at Chicago Bears	W	29-14	47,168
N 24	San Francisco 49ers	W	27-21	50,073
D 1	Los Angeles Rams	W	31-14	52,060
D 8	at San Francisco 49ers	L	13-17	59,950
D 15	at Los Angeles Rams	L	21-37	52,560

303-235

WORLD CHAMPIONS

**1958: Won 9, Lost 3
First Western Conference**

Coach: Weeb Ewbank

S 28	Detroit Lions	W	28-15	48,377
O 4	Chicago Bears	W	51-38	52,622
O 12	Green Bay Packers at Milwaukee	W	24-17	24,553
O 19	at Detroit Lions	W	40-14	55,190
O 26	Washington Redskins	W	35-10	54,403
N 2	Green Bay Packers	W	56-0	51,333
N 9	at New York Giants	L	21-24	71,164
N 16	at Chicago Bears	W	17-0	48,664
N 23	Los Angeles Rams	W	34-7	57,557
N 30	San Francisco 49ers	W	35-27	57,557
D 6	at Los Angeles Rams	L	28-30	100,202
D 14	at San Francisco 49ers	L	12-21	58,334

381-203

WORLD CHAMPIONSHIP GAME

D 28	at New York Giants	W	23-17 (OT)	64,185
------	--------------------	---	------------	--------

WORLD CHAMPIONS

**1959: Won 9, Lost 3
First Western Conference**

Coach: Weeb Ewbank

S	27	Detroit Lions	W	21-9	55,588
O	3	Chicago Bears	L	21-26	57,557
O	11	at Detroit Lions	W	31-24	54,197
O	18	at Chicago Bears	W	21-7	48,430
O	25	Green Bay Packers	W	38-21	57,557
N	1	Cleveland Browns	L	31-38	57,557
N	8	at Washington Redskins	L	24-27	32,773
N	15	Green Bay Packers at Milwaukee	W	28-24	25,521
N	22	San Francisco 49ers	W	45-14	57,557
N	29	Los Angeles Rams	W	35-21	57,557
D	5	at San Francisco 49ers	W	34-14	59,075
D	12	at Los Angeles Rams	W	45-26	65,528
				374-251	

WORLD CHAMPIONSHIP GAME

D	27	New York Giants	W	31-16	57,545
---	----	-----------------	---	-------	--------

**1960: Won 6, Lost 6
Fourth Western Conference**

Coach: Weeb Ewbank

S	25	Washington Redskins	W	20-0	53,818
O	2	Chicago Bears	W	42-7	57,808
O	9	at Green Bay Packers	L	21-35	32,150
O	16	Los Angeles Rams	W	31-17	57,808
O	23	at Detroit Lions	L	17-30	53,854
O	30	at Dallas Cowboys	W	45-7	25,500
N	6	Green Bay Packers	W	38-24	57,808
N	13	at Chicago Bears	W	24-20	48,713
N	26	San Francisco 49ers	L	22-30	57,808
D	4	Detroit Lions	L	15-20	57,808
D	11	at Los Angeles Rams	L	3-10	75,461
D	18	at San Francisco 49ers	L	10-34	57,269
				288-234	

**1961: Won 8, Lost 6
Third Western Conference**

Coach: Weeb Ewbank

S	17	Los Angeles Rams	W	27-24	54,259
S	24	Detroit Lions	L	15-16	54,259
O	1	Minnesota Vikings	W	34-33	54,259
O	8	at Green Bay Packers	L	7-45	38,669
O	15	at Chicago Bears	L	10-24	48,719
O	22	at Detroit Lions	W	17-14	53,016
O	29	Chicago Bears	L	20-21	57,641
N	5	Green Bay Packers	W	45-21	57,641
N	12	at Minnesota Vikings	L	20-28	38,010
N	19	St. Louis Cardinals	W	16-0	56,112
N	26	at Washington Redskins	W	27-6	41,062
D	3	San Francisco 49ers	W	20-17	57,641
D	9	at Los Angeles Rams	L	17-34	41,268
D	16	at San Francisco 49ers	W	27-24	45,517
				302-307	

**1962: Won 7, Lost 7
Fourth Western Conference**

Coach: Weeb Ewbank

S	16	Los Angeles Rams	W	30-27	54,796
S	23	at Minnesota Vikings	W	34-7	30,787
S	30	Detroit Lions	L	20-29	57,966
O	7	San Francisco 49ers	L	13-21	54,158
O	14	at Cleveland Browns	W	36-14	80,132
O	21	at Chicago Bears	L	15-35	49,066
O	28	Green Bay Packers	L	6-17	57,966
N	4	at San Francisco 49ers	W	22-3	44,875
N	11	at Los Angeles Rams	W	14-2	39,502
N	18	at Green Bay Packers	L	13-17	38,669
N	25	Chicago Bears	L	0-57	56,164
D	2	at Detroit Lions	L	14-21	53,012
D	8	Washington Redskins	W	34-21	56,964
D	16	Minnesota Vikings	W	42-17	53,645
				293-288	

**1963: Won 8, Lost 6,
Third Western Conference**

Coach: Don Shula

S	15	New York Giants	L	28-37	60,029
S	22	at San Francisco 49ers	W	20-14	31,006
S	29	at Green Bay Packers	L	20-31	42,327
O	6	at Chicago Bears	L	3-10	48,998
O	13	San Francisco 49ers	W	20-3	56,962
O	20	at Detroit Lions	W	25-21	51,901
O	27	Green Bay Packers	L	20-34	60,065
N	3	Chicago Bears	L	7-17	60,065
N	10	Detroit Lions	W	24-21	59,758
N	17	at Minnesota Vikings	W	37-34	33,136
N	24	at Los Angeles Rams	L	16-17	48,555
D	1	at Washington Redskins	W	36-20	44,006
D	8	Minnesota Vikings	W	41-10	54,122
D	15	Los Angeles Rams	W	19-16	52,834
				316-285	

1964: Won 12, Lost 2 **Coach: Don Shula**
First Western Conference

S 13	at Minnesota Vikings	L	24-34	35,563
S 20	at Green Bay Packers	W	21-20	42,327
S 27	Chicago Bears	W	52-0	56,537
O 4	Los Angeles Rams	W	35-20	56,537
O 12	St. Louis Cardinals	W	47-27	60,213
O 18	Green Bay Packers	W	24-21	60,213
O 25	at Detroit Lions	W	34-0	57,814
N 1	San Francisco 49ers	W	37-7	60,213
N 8	at Chicago Bears	W	40-24	47,891
N 15	Minnesota Vikings	W	17-14	60,213
N 22	at Los Angeles Rams	W	24-7	72,137
N 29	at San Francisco 49ers	W	14-3	33,642
D 6	Detroit Lions	L	14-31	60,213
D 13	Washington Redskins	W	45-17	60,213
				428-225

NFL CHAMPIONSHIP GAME

D 27	at Cleveland Browns	L	0-27	79,544
------	---------------------	---	------	--------

1965: Won 10, Lost 3, Tied 1 **Coach: Don Shula**
Tied First Western Conference

S 19	Minnesota Vikings	W	35-16	56,562
S 26	Green Bay Packers at Milwaukee	L	17-20	48,130
O 3	San Francisco 49ers	W	27-24	58,609
O 10	Detroit Lions	W	31-7	60,238
O 17	at Washington Redskins	W	38-7	50,405
O 24	Los Angeles Rams	W	35-20	60,238
O 31	at San Francisco 49ers	W	34-28	45,827
N 7	at Chicago Bears	W	26-21	45,656
N 14	at Minnesota Vikings	W	41-21	47,426
N 21	Philadelphia Eagles	W	34-24	60,238
N 25	at Detroit Lions	T	24-24	55,036
D 5	Chicago Bears	L	0-13	60,238
D 12	Green Bay Packers	L	27-42	60,238
D 18	at Los Angeles Rams	W	20-17	46,636
				389-284

WESTERN CONFERENCE PLAYOFF

D 26	at Green Bay Packers	L	10-13 (OT)	50,484
------	----------------------	---	------------	--------

PLAYOFF BOWL

J 9	Dallas Cowboys at Miami	W	35-3	65,569
-----	-------------------------	---	------	--------

1966: Won 9, Lost 5 **Coach: Don Shula**
Second Western Conference

S 10	Green Bay Packers at Milwaukee	L	3-24	48,650
S 18	at Minnesota Vikings	W	38-23	47,426
S 25	San Francisco 49ers	W	36-14	56,715
O 9	at Chicago Bears	L	17-27	47,452
O 16	Detroit Lions	W	45-14	60,238
O 23	Minnesota Vikings	W	20-17	60,238
O 30	at Los Angeles Rams	W	17-3	57,898
N 6	Washington Redskins	W	37-10	60,238
N 13	at Atlanta Falcons	W	19-7	58,850
N 20	at Detroit Lions	L	14-20	52,383
N 27	Los Angeles Rams	L	7-23	60,238
D 4	Chicago Bears	W	21-16	60,238
D 10	Green Bay Packers	L	10-14	60,238
D 18	at San Francisco 49ers	W	30-14	40,005
				314-226

PLAYOFF BOWL

J 8	Philadelphia Eagles at Miami	W	20-14	58,088
-----	------------------------------	---	-------	--------

1967: Won 11, Lost 1, Tied 2 **Coach: Don Shula**
Tied First Coastal Division

S 17	Atlanta Falcons	W	38-31	56,715
S 24	at Philadelphia Eagles	W	38-6	60,755
O 1	San Francisco 49ers	W	41-7	60,238
O 8	at Chicago Bears	W	24-3	47,190
O 15	Los Angeles Rams	T	24-24	60,238
O 22	at Minnesota Vikings	T	20-20	47,693
O 29	at Washington Redskins	W	17-13	50,574
N 5	Green Bay Packers	W	13-10	60,238
N 12	at Atlanta Falcons	W	49-7	58,850
N 19	Detroit Lions	W	41-7	60,238
N 26	at San Francisco 49ers	W	26-9	44,815
D 3	Dallas Cowboys	W	23-17	60,238
D 10	New Orleans Saints	W	30-10	60,238
D 17	at Los Angeles Rams	L	10-34	77,277
				394-198

**1968: Won 13, Lost 1
First Coastal Division**

Coach: Don Shula

S 15	San Francisco 49ers	W	27-10	56,864
S 23	at Atlanta Falcons	W	28-20	50,426
S 29	at Pittsburgh Steelers	W	41-7	44,480
O 6	Chicago Bears	W	28-7	60,238
O 13	at San Francisco 49ers	W	42-14	32,822
O 20	Cleveland Browns	L	20-30	60,238
O 27	Los Angeles Rams	W	27-10	60,238
N 2	at New York Giants	W	26-0	62,973
N 10	at Detroit Lions	W	27-10	55,170
N 17	St. Louis Cardinals	W	27-0	60,238
N 24	Minnesota Vikings	W	21-9	60,238
D 1	Atlanta Falcons	W	44-0	60,238
D 7	at Green Bay Packers	W	16-3	50,861
D 15	at Los Angeles Rams	W	28-24	69,397
			402-144	

WESTERN CONFERENCE CHAMPIONSHIP GAME

D 22	Minnesota Vikings	W	24-14	60,238
------	-------------------	---	-------	--------

NFL CHAMPIONSHIP GAME

D 27	at Cleveland Browns	W	34-0	80,628
------	---------------------	---	------	--------

SUPER BOWL III

J 12	New York Jets at Miami	L	7-16	75,389
------	------------------------	---	------	--------

**1969: Won 8, Lost 5, Tied 1
Second Coastal Division**

Coach: Don Shula

S 21	Los Angeles Rams	L	20-27	56,864
S 28	at Minnesota Vikings	L	14-52	47,644
O 5	at Atlanta Falcons	W	21-14	57,806
O 13	Philadelphia Eagles	W	24-20	56,864
O 19	at New Orleans Saints	W	30-10	80,636
O 26	San Francisco 49ers	L	21-24	60,238
N 2	Washington Redskins	W	41-17	60,238
N 9	Green Bay Packers	W	14-6	60,238
N 16	at San Francisco 49ers	L	17-20	38,472
N 23	at Chicago Bears	W	24-21	45,455
N 30	Atlanta Falcons	W	13-6	60,238
D 7	Detroit Lions	T	17-17	60,238
D 13	at Dallas Cowboys	L	10-27	63,191
D 21	at Los Angeles Rams	W	13-7	73,326
			279-268	

SUPER BOWL CHAMPIONS

**1970: Won 11, Lost 2, Tied 1
First Eastern Division**

Coach: Don McCafferty

S 20	at San Diego Chargers	W	16-14	47,782
S 28	Kansas City Chiefs	L	24-44	53,911
O 4	at Boston Patriots	W	14-6	38,235
O 11	at Houston Oilers	W	24-20	48,050
O 18	at New York Jets	W	29-22	63,301
O 25	Boston Patriots	W	27-3	60,240
N 1	Miami Dolphins	W	35-0	60,240
N 9	Green Bay Packers at Milwaukee	W	13-10	48,063
N 15	Buffalo Bills	T	17-17	60,240
N 22	at Miami Dolphins	L	17-34	67,699
N 29	Chicago Bears	W	21-20	60,240
D 6	Philadelphia Eagles	W	29-10	60,240
D 13	at Buffalo Bills	W	20-14	34,346
D 19	New York Jets	W	35-20	60,240
			321-234	

AFC DIVISIONAL PLAYOFF GAME

D 26	Cincinnati Bengals	W	17-0	51,127
------	--------------------	---	------	--------

AFC CHAMPIONSHIP GAME

J 3	Oakland Raiders	W	27-17	56,368
-----	-----------------	---	-------	--------

SUPER BOWL V

J 17	Dallas Cowboys at Miami	W	16-13	79,204
------	-------------------------	---	-------	--------

1971: Won 10, Lost 4 **Coach: Don McCafferty**
Second Eastern Division (Wildcard)

S 19	New York Jets	W	22-0	56,458
S 26	Cleveland Browns	L	13-14	56,837
O 3	at New England Patriots	W	23-3	61,232
O 10	at Buffalo Bills	W	43-0	46,206
O 17	at New York Giants	W	31-7	62,860
O 25	at Minnesota Vikings	L	3-10	49,784
O 31	Pittsburgh Steelers	W	34-21	60,238
N 8	Los Angeles Rams	W	24-17	57,722
N 14	at New York Jets	W	14-13	63,947
N 21	at Miami Dolphins	L	14-17	75,312
N 28	at Oakland Raiders	W	37-14	54,689
D 5	Buffalo Bills	W	24-0	58,476
D 11	Miami Dolphins	W	14-3	60,238
D 19	New England Patriots	L	17-21	57,942
313-140				

AFC DIVISIONAL PLAYOFF GAME

D 26	at Cleveland Browns	W	20-3	74,082
------	---------------------	---	------	--------

AFC CHAMPIONSHIP GAME

J 2	at Miami Dolphins	L	0-21	78,629
-----	-------------------	---	------	--------

1972: Won 5, Lost 9 **Coaches: Don McCafferty (5 games)**
Third Eastern Division **John Sandusky (9 games)**

S 17	St. Louis Cardinals	L	3-10	53,652
S 24	New York Jets	L	34-44	56,626
O 1	at Buffalo Bills	W	17-0	46,206
O 8	San Diego Chargers	L	20-23	55,459
O 15	Dallas Cowboys	L	0-21	58,992
O 22	at New York Jets	L	20-24	62,948
O 29	Miami Dolphins	L	0-23	60,000
N 6	at New England Patriots	W	24-17	60,999
N 12	at San Francisco 49ers	L	21-24	61,214
N 19	at Cincinnati Bengals	W	20-19	49,512
N 26	New England Patriots	W	31-0	54,907
D 3	Buffalo Bills	W	35-7	55,390
D 10	at Kansas City Chiefs	L	10-24	44,175
D 16	at Miami Dolphins	L	0-16	80,010
235-252				

1973: Won 4, Lost 10 **Coach: Howard Schnellenberger**
Fourth Eastern Division

S 16	at Cleveland Browns	L	14-24	74,303
S 23	New York Jets	L	10-34	55,942
S 30	New Orleans Saints	W	14-10	52,293
O 7	at New England Patriots	L	16-24	57,044
O 14	at Buffalo Bills	L	13-31	78,875
O 21	at Detroit Lions	W	29-27	48,058
O 28	Oakland Raiders	L	21-34	59,008
N 4	Houston Oilers	L	27-31	52,707
N 11	at Miami Dolphins	L	0-44	60,332
N 18	at Washington Redskins	L	14-22	52,675
N 25	Buffalo Bills	L	17-24	52,250
D 2	at New York Jets	L	17-20	61,009
D 9	Miami Dolphins	W	16-3	58,446
D 16	New England Patriots	W	18-13	52,065
226-341				

1974: Won 2, Lost 12 **Coach: Howard Schnellenberger (3 games)**
Fifth Eastern Division **Joe Thomas (11 games)**

S 15	at Pittsburgh Steelers	L	0-30	48,890
S 22	Green Bay Packers	L	13-20	41,252
S 29	at Philadelphia Eagles	L	10-30	64,205
O 6	at New England Patriots	L	3-42	59,502
O 13	Buffalo Bills	L	14-27	42,089
O 20	at New York Jets	W	35-20	51,745
O 27	at Miami Dolphins	L	7-17	65,868
N 3	Cincinnati Bengals	L	14-24	40,037
N 10	Denver Broncos	L	6-17	37,959
N 17	at Atlanta Falcons	W	17-7	41,278
N 24	New England Patriots	L	17-27	38,971
D 1	at Buffalo Bills	L	0-6	75,325
D 8	Miami Dolphins	L	16-17	43,553
D 15	New York Jets	L	38-45	38,168
190-329				

1975: Won 10, Lost 4 **Coach: Ted Marchibroda**
First Eastern Division

S 21	at Chicago Bears	W	35-7	51,678
S 28	Oakland Raiders	L	20-31	41,023
O 5	at Los Angeles Rams	L	13-24	62,491
O 12	Buffalo Bills	L	31-38	45,791
O 19	at New England Patriots	L	10-21	51,417
O 26	at New York Jets	W	45-28	55,137
N 2	Cleveland Browns	W	21-7	37,285
N 9	at Buffalo Bills	W	42-35	77,320
N 16	New York Jets	W	52-19	54,006
N 23	at Miami Dolphins	W	33-17	61,986
N 30	Kansas City Chiefs	W	28-14	44,151
D 7	at New York Giants	W	21-0	49,863
D 14	Miami Dolphins	W	10-7 (OT)	60,548
D 21	New England Patriots	W	34-21	50,801
395-269				

AFC DIVISIONAL PLAYOFF GAME

D 27 at Pittsburgh Steelers L 10-28 49,053

**1976: Won 11, Lost 3
First Eastern Division**

Coach: Ted Marchibroda

S 12	at New England Patriots	W	27-13	43,512
S 19	Cincinnati Bengals	W	28-27	50,821
S 26	at Dallas Cowboys	L	27-30	64,237
O 3	Tampa Bay Buccaneers	W	42-17	43,105
O 10	Miami Dolphins	W	28-14	60,020
O 17	at Buffalo Bills	W	31-13	71,009
O 24	at New York Jets	W	20-0	49,768
N 1	Houston Oilers	W	38-14	60,020
N 7	at San Diego Chargers	W	37-21	42,827
N 14	New England Patriots	L	14-21	60,020
N 22	at Miami Dolphins	W	17-16	62,104
N 28	New York Jets	W	33-16	46,938
D 4	at St. Louis Cardinals	L	17-24	48,282
D 12	Buffalo Bills	W	58-20	53,729
				417-246

AFC DIVISIONAL PLAYOFF GAME

D 19 Pittsburgh Steelers L 14-40 60,020

**1977: Won 10, Lost 4
First Eastern Division**

Coach: Ted Marchibroda

S 18	at Seattle Seahawks	W	29-14	58,991
S 25	at New York Jets	W	20-12	43,439
O 2	Buffalo Bills	W	17-14	49,247
O 9	Miami Dolphins	W	45-28	57,829
O 16	at Kansas City Chiefs	W	17- 6	63,076
O 23	at New England Patriots	L	3-17	60,958
O 30	Pittsburgh Steelers	W	31-21	60,763
N 7	Washington Redskins	W	10-3	60,763
N 13	at Buffalo Bills	W	31-13	39,444
N 20	New York Jets	W	33-12	52,014
N 27	at Denver Broncos	L	13-27	74,939
D 5	at Miami Dolphins	L	6-17	68,977
D 11	Detroit Lions	L	10-13	45,124
D 18	New England Patriots	W	30-24	60,763
				295-221

AFC DIVISIONAL PLAYOFF GAME

D 24 Oakland Raiders L 31-37 (2 OT) 60,763

**1978: Won 5, Lost 11
Fifth Eastern Division**

Coach: Ted Marchibroda

S 4	at Dallas Cowboys	L	0-38	65,053
S 10	Miami Dolphins	L	0-42	47,730
S 18	at New England Patriots	W	34-27	57,284
S 24	at Buffalo Bills	L	17-24	55,270
O 1	Philadelphia Eagles	L	14-17	50,314
O 8	at St. Louis Cardinals	W	30-17	47,479
O 15	New York Jets	L	10-33	48,136
O 22	Denver Broncos	W	7-6	58,857
O 29	at Miami Dolphins	L	8-26	53,524
N 6	Washington Redskins	W	21-17	60,762
N 12	at Seattle Seahawks	W	17-14	61,905
N 19	Cleveland Browns	L	24-45	49,570
N 26	New England Patriots	L	14-35	49,404
D 3	at New York Jets	L	16-24	50,248
D 9	at Pittsburgh Steelers	L	13-35	41,957
D 17	Buffalo Bills	L	14-21	40,420
				239-421

**1979: Won 5, Lost 11
Fifth Eastern Division**

Coach: Ted Marchibroda

S 2	at Kansas City Chiefs	L	0-14	50,943
S 9	Tampa Bay Buccaneers	L	26-29 OT	39,756
S 16	at Cleveland Browns	L	10-13	73,889
S 23	at Pittsburgh Steelers	L	13-17	49,483
S 30	Buffalo Bills	L	13-31	37,927
O 7	New York Jets	W	10-8	37,789
O 14	Houston Oilers	L	16-28	50,990
O 21	at Buffalo Bills	W	14-13	51,599
O 28	New England Patriots	W	31-26	47,042
N 4	Cincinnati Bengals	W	38-28	41,299
N 11	at Miami Dolphins	L	0-19	58,226
N 18	at New England Patriots	L	21-50	61,297
N 25	Miami Dolphins	L	24-28	45,862
D 2	at New York Jets	L	17-30	60,372
D 9	Kansas City Chiefs	L	7-10	37,226
D 16	at New York Giants	W	31-7	76,671
				271-351

**1980: Won 7, Lost 9
Fourth Eastern Division**

Coach: Mike McCormack

S	7	at New York Jets	W	17-14	54,932
S	14	Pittsburgh Steelers	L	17-20	57,340
S	21	at Houston Oilers	L	16-21	50,815
S	28	New York Jets	W	35-21	35,533
O	5	at Miami Dolphins	W	30-17	55,212
O	12	at Buffalo Bills	W	17-12	74,853
O	19	New England Patriots	L	21-37	55,346
O	26	St. Louis Cardinals	L	10-17	36,305
N	2	at Kansas City Chiefs	W	31-24	56,112
N	9	Cleveland Browns	L	27-28	48,304
N	16	at Detroit Lions	W	10-9	80,638
N	23	at New England Patriots	L	21-47	61,297
N	30	Buffalo Bills	W	28-24	39,880
D	7	at Cincinnati Bengals	L	33-34	43,991
D	14	Miami Dolphins	L	14-24	30,564
D	21	Kansas City Chiefs	L	28-38	29,936
				355-387	

**1981: Won 2, Lost 14
Fourth Eastern Division**

Coach: Mike McCormack

S	6	at New England Patriots	W	29-28	49,997
S	13	Buffalo Bills	L	3-35	45,772
S	20	at Denver Broncos	L	10-28	74,804
S	27	Miami Dolphins	L	28-31	42,452
O	4	at Buffalo Bills	L	17-23	77,811
O	11	Cincinnati Bengals	L	19-41	35,881
O	18	San Diego Chargers	L	14-43	48,679
O	26	at Cleveland Browns	L	28-42	78,986
N	1	at Miami Dolphins	L	10-27	46,061
N	8	New York Jets	L	14-41	36,373
N	15	at Philadelphia Eagles	L	13-38	72,200
N	22	St. Louis Cardinals	L	24-35	32,782
N	29	at New York Jets	L	0-25	53,593
D	6	Dallas Cowboys	L	13-37	60,586
D	13	at Washington Redskins	L	14-38	55,045
D	20	New England Patriots	W	23-21	34,127
				259-533	

**1982: Won 0, Lost 8, Tied 1
Fourteenth American Conference**

Coach: Frank Kush

S	12	New England Patriots	L	13-24	39,055
S	19	at Miami Dolphins	L	20-24	51,999
S	26	New York Jets			Cancelled
O	3	at Detroit Lions			Cancelled
O	10	Buffalo Bills			Cancelled
O	17	at Cleveland Browns			Cancelled
O	24	Miami Dolphins			Postponed to 1/2/83
O	31	Tampa Bay Buccaneers			Cancelled
N	7	at New England Patriots			Cancelled
N	14	Oakland Raiders			Cancelled
N	21	at New York Jets	L	0-37	46,970
N	28	at Buffalo Bills	L	0-20	33,985
D	5	Cincinnati Bengals	L	17-20	23,598
D	12	at Minnesota Vikings	L	10-13	53,981
D	19	Green Bay Packers	T	20-20	25,920
D	26	at San Diego Chargers	L	26-44	49,711
J	2('83)	Miami Dolphins	L	7-34	19,073
				113-236	

**1983: Won 7, Lost 9
Fourth Eastern Division**

Coach: Frank Kush

S	4	at New England Patriots	W	29-23(OT)	45,526
S	11	Denver Broncos	L	10-17	52,613
S	18	at Buffalo Bills	L	23-28	40,937
S	25	Chicago Bears	W	22-19(OT)	35,708
O	2	at Cincinnati	W	34-31	48,104
O	9	New England Patriots	W	12-7	37,013
O	16	Buffalo Bills	L	7-30	39,765
O	23	Miami Dolphins	L	7-21	45,768
O	30	at Philadelphia Eagles	W	22-21	59,150
N	6	at New York Jets	W	17-4	53,323
N	13	Pittsburgh Steelers	L	13-24	61,479
N	20	at Miami Dolphins	L	0-37	54,482
N	27	at Cleveland Browns	L	23-41	65,812
D	4	New York Jets	L	6-10	35,462
D	11	at Denver Broncos	L	19-21	74,854
D	18	Houston Oilers	W	20-10	27,934
				264-354	

RECORD SINCE 1953

Regular Season:	222-194-7	.534
Post-Season:	8-7	.533
Playoff Bowl:	2-0	1.000
Overall:	232-201-7	.536

ALL-TIME SERIES RECORDS

(Colts Won-Lost-Tied)

(* Home Games)

ATLANTA (8-0)

1966, 19-7 W
1967, 38-31 W*
1967, 49-7 W
1968, 28-20 W
1968, 44-0 W*
1969, 21-14 W
1969, 13-6 W*
1974, 17-7 W

1967, 24-3 W
1968, 28-7 W*
1969, 24-21 W
1970, 21-20 W*
1975, 35-7 W
1983, 22-19 W*¹

¹Overtime

1956, 14-31 L*
1956, 3-27 L
1957, 34-14 W*
1957, 27-31 L
1958, 28-15 W*
1958, 40-14 W
1959, 21-9 W*
1959, 31-24 W
1960, 17-30 L
1960, 15-20 L*
1961, 15-16 L*
1961, 17-14 W
1962, 20-29 L*
1962, 14-21 L
1963, 25-21 W
1963, 24-21 W*
1964, 34-0 W
1964, 14-31 L*
1965, 31-7 W*
1965, 24-24 T
1966, 45-14 W*
1966, 14-20 L
1967, 41-7 W*
1968, 27-10 W
1969, 17-17 T*
1973, 29-27 W
1977, 10-13 L*
1980, 10-9 W

BUFFALO (13-13-1)

1970, 17-17 T*
1970, 20-14 W
1971, 43-0 W
1971, 24-0 W*
1972, 17-0 W
1972, 35-7 W*
1973, 13-31 L
1973, 17-24 L*
1974, 14-27 L*
1974, 0-6 L
1975, 31-38 L*
1975, 42-35 W
1976, 31-13 W
1976, 58-20 W*
1977, 17-14 W*
1977, 31-13 W
1978, 17-24 L
1978, 14-21 L*
1979, 13-31 L*
1979, 14-13 W
1980, 17-12 W
1980, 28-24 W*
1981, 3-35 L*
1981, 17-23 L
1982, 0-20 L
1983, 23-28 L
1983, 7-30 L*

CINCINNATI (5-4)

1970, 17-0 W¹*
1972, 20-19 W
1974, 14-24 L*
1976, 28-27 W*
1979, 38-28 W*
1980, 33-34 L
1981, 19-41 L*
1982, 17-20 L*
1983, 34-31 W

¹AFC Divisional Playoff

CLEVELAND (5-10)

1956, 21-7 W
1959, 31-38 L*
1962, 36-14 W
1964, 0-27 L¹
1968, 20-30 L*
1968, 34-0 W¹
1971, 13-14 L*
1971, 20-3 W²
1973, 14-24 L
1975, 21-7 W*
1978, 24-45 L*
1979, 10-13 L
1980, 27-28 L*
1981, 28-42 L
1983, 23-41 L

¹NFL Championship

²AFC Divisional Playoff

GREEN BAY

(16-18-1)

1953, 14-37 L
1953, 24-35 L*
1954, 6-7 L*
1954, 13-24 L
1955, 24-20 W
1955, 14-10 W*
1956, 33-38 L
1956, 28-21 W*
1957, 45-17 W
1957, 21-24 L*
1958, 24-17 W
1958, 56-0 W*
1959, 38-21 W*
1959, 28-24 W
1960, 21-35 L
1960, 38-24 W*
1961, 7-45 L
1961, 45-21 W*
1962, 6-17 L*
1962, 13-17 L
1963, 20-31 L
1963, 20-34 L*
1964, 21-20 W
1964, 24-21 W*
1965, 17-20 L
1965, 27-42 L*
1965, 10-13 L¹
1966, 3-24 L
1966, 10-14 L*
1967, 13-10 W*
1968, 16-3 W
1969, 14-6 W*
1970, 13-10 W
1974, 13-20 L*
1982, 20-20 T*

CHICAGO (21-13)

1953, 13-9 W*
1953, 16-14 W
1954, 9-28 L
1954, 13-28 L*
1955, 23-17 W*
1955, 10-38 L
1956, 28-21 W*
1956, 27-58 L
1957, 21-10 W*
1957, 29-14 W
1958, 51-38 W*
1958, 17-0 W
1959, 21-26 L*
1959, 21-7 W
1960, 42-7 W*
1960, 24-10 W
1961, 10-24 L
1961, 20-21 L*
1962, 15-35 L
1962, 0-57 L*
1963, 3-10 L
1963, 7-17 L*
1964, 52-0 W*
1964, 40-24 W
1965, 26-21 W
1965, 0-13 L*
1966, 17-27 L
1966, 21-16 W*

DALLAS (4-5)

1960, 45-7 W
1966, 35-3 W¹
1967, 23-17 W*
1969, 10-27 L
1970, 16-13 W²
1972, 0-21 L*
1976, 27-30 L
1978, 0-38 L
1981, 13-37 L*

¹Playoff Bowl

²Super Bowl V

DENVER (1-5)

1974, 6-17 L*
1977, 13-27 L
1978, 7-6 W*
1981, 10-28 L
1983, 10-17 L*
1983, 19-21 L

DETROIT (16-16-2)

1953, 17-27 L*
1953, 7-17 L
1954, 0-35 L
1954, 3-27 L*
1955, 28-13 W*
1955, 14-24 L

¹Conference Playoff

HOUSTON (3-3)

1970, 24-20 W
 1973, 27-31 L*
 1976, 38-14 W*
 1979, 16-28 L*
 1980, 16-21 L
 1983, 20-10 W*

KANSAS CITY (3-5)

1970, 24-44 L*
 1972, 10-24 L
 1975, 28-14 W*
 1977, 17-6 W
 1979, 0-14 L
 1979, 7-10 L*
 1980, 31-24 W
 1980, 28-38 L*

RAIDERS (2-3)

1970, 27-17 W^{1*}
 1971, 37-14 W
 1973, 21-34 L*
 1975, 20-31 L*
 1977, 31-37 L^{2*}

¹AFC Championship²AFC Playoffs**LOS ANGELES (20-14-2)**

1953, 13-21 L*
 1953, 2-45 L
 1954, 0-48 L*
 1954, 22-21 W
 1955, 17-17 T*
 1955, 14-20 L
 1956, 56-21 W*
 1956, 7-31 L
 1957, 31-14 W*
 1957, 21-37 L
 1958, 34-7 W*
 1958, 28-30 L
 1959, 35-21 W*
 1959, 45-26 W
 1960, 31-17 W*
 1960, 3-10 L
 1961, 27-24 W*
 1961, 17-34 L
 1962, 30-27 W*
 1962, 14-2 W
 1963, 16-17 L
 1963, 19-16 W*
 1964, 35-20 W*
 1964, 24-7 W
 1965, 35-20 W*
 1965, 20-17 W
 1966, 17-3 W
 1966, 7-23 L*
 1967, 24-24 T*
 1967, 10-34 L
 1968, 27-10 W*
 1968, 28-24 W
 1969, 20-27 L*
 1969, 13-7 W
 1971, 24-17 W*
 1975, 13-24 L

MIAMI (9-20)

1970, 35-0 W*
 1970, 17-34 L
 1971, 14-17 L
 1971, 14-3 W*
 1971, 0-21 L¹
 1972, 0-23 L*
 1972, 0-16 L
 1973, 0-44 L
 1973, 16-3 W*
 1974, 7-17 L

1974, 16-17 L*
 1975, 33-17 W
 1975, 10-7 W*
 1976, 28-14 W*
 1976, 17-16 W
 1977, 45-28 W*
 1977, 6-17 L
 1978, 0-42 L*
 1978, 8-26 L
 1979, 0-19 L
 1979, 24-28 L*
 1980, 30-17 W
 1980, 14-24 L*
 1981, 28-31 L*
 1981, 10-27 L
 1982, 20-24 L
 1982, 7-34 L*
 1983, 7-21 L*
 1983, 0-37 L

¹AFC Championship**MINNESOTA (12-5-1)**

1961, 34-33 W*
 1961, 20-28 L
 1962, 34-7 W
 1962, 42-17 W*
 1963, 37-34 W
 1963, 41-10 W*
 1964, 24-34 L
 1964, 17-14 W*
 1965, 35-16 W*
 1965, 41-21 W
 1966, 38-23 W
 1966, 20-17 W*
 1967, 20-20 T
 1968, 21-9 W*
 1968, 24-14 W^{1*}
 1969, 14-52 L
 1971, 3-10 L
 1982, 10-13 L

¹Conference Championship**NEW ENGLAND (15-12)**

1970, 14-6 W
 1970, 27-3 W*
 1971, 23-3 W
 1971, 17-21 L*
 1972, 24-17 W
 1972, 31-0 W*
 1973, 16-24 L
 1973, 18-13 W*
 1974, 3-42 L
 1974, 17-27 L*
 1975, 10-21 L
 1975, 34-21 W*
 1976, 27-13 W
 1976, 14-21 L*
 1977, 3-17 L
 1977, 30-24 W*
 1978, 34-27 W
 1978, 14-35 L*
 1979, 31-26 W*
 1979, 21-50 L
 1980, 21-37 L*
 1980, 21-47 L
 1981, 29-28 W
 1981, 23-21 W*
 1982, 13-24 L*
 1983, 29-23 W¹
 1983, 12-7 W*

¹Overtime**NEW ORLEANS (3-0)**

1967, 30-10 W*
 1969, 30-10 W
 1973, 14-10 W*

N.Y. GIANTS (7-3)

1954, 20-14 W*
 1955, 7-17 L
 1958, 21-24 L
 1958, 23-17 W¹
 1959, 31-16 W^{1*}
 1963, 28-37 L*
 1968, 26-0 W
 1971, 31-7 W
 1975, 21-0 W
 1979, 31-7 W

¹NFL Championship**N.Y. JETS (15-13)**

1968, 7-16 L¹
 1970, 29-22 W
 1970, 35-20 W*
 1971, 22-0 W*
 1971, 14-13 W
 1972, 34-44 L*
 1972, 20-24 L
 1973, 10-34 L*
 1973, 17-20 L
 1974, 35-20 W
 1974, 38-45 L*
 1975, 45-28 W
 1975, 52-19 W*
 1976, 20-0 W
 1976, 33-16 W*
 1977, 20-12 W
 1977, 33-12 W*
 1978, 10-33 L*
 1978, 16-24 L
 1979, 10-8 W*
 1979, 17-30 L
 1980, 17-14 W
 1980, 35-21 W*
 1981, 14-41 L*
 1981, 0-25 L
 1982, 0-37 L
 1983, 17-14 W
 1983, 6-10 L*

¹Super Bowl III**PHILADELPHIA (6-4)**

1953, 14-45 L
 1965, 34-24 W*
 1966, 20-14 W¹
 1967, 38-6 W
 1969, 24-20 W*
 1970, 29-10 W*
 1974, 10-30 L
 1978, 14-17 L*
 1981, 13-38 L
 1983, 22-21 W

¹Playoff Bowl**PITTSBURGH (3-8)**

1957, 13-19 L*
 1968, 41-7 W
 1971, 34-21 W*
 1974, 0-30 L
 1975, 10-28 L¹
 1976, 14-40 L^{1*}
 1977, 31-21 W*
 1978, 13-35 L
 1979, 13-17 L
 1980, 17-20 L*
 1983, 13-24 L*

¹AFC Divisional Playoff

ST. LOUIS (4-4)

1961, 16-0 W*
 1964, 47-27 W*
 1968, 27-0 W*
 1972, 3-10 L*
 1976, 17-24 L
 1978, 30-17 W
 1980, 10-17 L*
 1981, 24-35 L*

SAN DIEGO (2-3)

1970, 16-14 W
 1972, 20-23 L*
 1976, 37-21 W
 1981, 14-43 L*
 1982, 26-44 L

**SAN FRANCISCO
(21-14)**

1953, 21-38 L*
 1953, 14-45 L
 1954, 17-13 W*
 1954, 7-10 L
 1955, 26-14 W*

1955, 24-35 L
 1956, 17-20 L*
 1956, 17-30 L
 1957, 27-21 W*
 1957, 13-17 L
 1958, 35-27 W*
 1958, 12-21 L
 1959, 45-14 W*
 1959, 34-14 W
 1960, 22-30 L*
 1960, 10-34 L
 1961, 20-17 W*
 1961, 27-24 W
 1962, 13-21 L*
 1962, 22-3 W
 1963, 20-14 W
 1963, 20-3 W*
 1964, 37-7 W*
 1964, 14-3 W
 1965, 27-24 W*
 1965, 34-28 W
 1966, 36-14 W*
 1966, 30-14 W
 1967, 41-7 W*
 1967, 26-9 W
 1968, 27-10 W*
 1968, 42-14 W
 1969, 21-24 L*
 1969, 17-20 L
 1972, 21-24 L

SEATTLE (2-0)

1977, 29-14 W
 1978, 17-14 W

TAMPA BAY (1-1)

1976, 42-17 W*
 1979, 26-29 L*

WASHINGTON (15-5)

1953, 27-17 W*
 1954, 21-24 L
 1955, 13-14 L*
 1956, 19-17 W*
 1957, 21-17 W
 1958, 35-10 W*
 1959, 24-27 L
 1960, 20-0 W*
 1961, 27-6 W
 1962, 34-21 W*
 1963, 36-20 W
 1964, 45-17 W*
 1965, 38-7 W
 1966, 37-10 W*
 1967, 17-13 W
 1969, 41-17 W*
 1973, 14-22 L
 1977, 10-3 W*
 1978, 21-17 W*
 1981, 14-38 L

COLTS AMONG NFL'S BEST

Since the Colts joined the NFL in 1953, the team has won 222 regular season games, lost 194 and tied 7. Only the Cleveland Browns and the Los Angeles Rams have won more games during that 29 year period. The Browns have 252-162-9 record while the Rams have posted a 229-178-14 mark.

TOP RECORDS SINCE 1953

Cleveland Browns	252-162-9
Los Angeles Rams	229-178-14
COLTS	222-194-7
Pittsburgh Steelers	217-196-10
Dallas Cowboys	214-119-6

NATIONAL FOOTBALL LEAGUE STANDINGS

1953

Western Conference

Eastern Conference

	W	L	T	Pct.
Detroit	10	2	0	.833
San Francisco	9	3	0	.750
Los Angeles	8	3	1	.727
Chicago Bears	3	8	1	.263
Baltimore	3	9	0	.250
Green Bay	2	9	1	.182

	W	L	T	Pct.
Cleveland	11	1	0	.917
Philadelphia	7	4	1	.636
Washington	6	5	1	.545
Pittsburgh	6	6	0	.500
N. Y. Giants	3	9	0	.250
Chicago Cardinals	1	10	1	.091

World Championship Game—DETROIT 17, Cleveland 16.

1954

Western Conference

Eastern Conference

	W	L	T	Pct.
Detroit	9	2	1	.818
Chicago Bears	8	4	0	.667
San Francisco	7	4	1	.636
Los Angeles	6	5	1	.545
Green Bay	4	8	0	.333
Baltimore	3	9	0	.250

	W	L	T	Pct.
Cleveland	9	3	0	.750
Philadelphia	7	4	1	.636
N. Y. Giants	7	5	0	.583
Pittsburgh	5	7	0	.417
Washington	3	9	0	.250
Chicago Cardinals	2	10	0	.167

World Championship Game—CLEVELAND 56, Detroit 10.

1955

Western Conference

Eastern Conference

	W	L	T	Pct.
Los Angeles	8	3	1	.727
Chicago Bears	8	4	0	.667
Green Bay	6	6	0	.500
Baltimore	5	6	1	.455
San Francisco	4	8	0	.333
Detroit	3	9	0	.250

	W	L	T	Pct.
Cleveland	9	2	1	.818
Washington	8	4	0	.667
N. Y. Giants	6	5	1	.545
Philadelphia	4	7	1	.364
Chicago Cardinals	4	7	1	.364
Pittsburgh	4	8	0	.333

World Championship Game—Cleveland 38, LOS ANGELES 14.

1956

Western Conference

Eastern Conference

	W	L	T	Pct.
Chicago Bears	9	2	1	.818
Detroit	9	3	0	.750
San Francisco	5	6	1	.455
Baltimore	5	7	0	.417
Green Bay	4	8	0	.333
Los Angeles	4	8	0	.333

	W	L	T	Pct.
N. Y. Giants	8	3	1	.727
Chicago Cardinals	7	5	0	.583
Washington	6	6	0	.500
Cleveland	5	7	0	.417
Pittsburgh	5	7	0	.417
Philadelphia	3	8	1	.273

World Championship Game—N. Y. GIANTS 47, Chicago Bears 7.

1957

Western Conference

Eastern Conference

	W	L	T	Pct.
Detroit	8	4	0	.667
San Francisco	8	4	0	.667
Baltimore	7	5	0	.583
Los Angeles	6	6	0	.500
Chicago Bears	5	7	0	.417
Green Bay	3	9	0	.250

	W	L	T	Pct.
Cleveland	9	2	1	.818
N. Y. Giants	7	5	0	.583
Pittsburgh	6	6	0	.500
Washington	5	6	1	.455
Philadelphia	4	8	0	.333
Chicago Cardinals	3	9	0	.250

Western Conference Playoff—Detroit 31, SAN FRANCISCO 27.

World Championship Game—DETROIT 59, Cleveland 14.

1958

Western Conference

Eastern Conference

	W	L	T	Pct.
Baltimore	9	3	0	.750
Chicago Bears	8	4	0	.667
Los Angeles	8	4	0	.667
San Francisco	6	6	0	.500
Detroit	4	7	1	.364
Green Bay	1	10	1	.091

	W	L	T	Pct.
N. Y. Giants	9	3	0	.750
Cleveland	9	3	0	.750
Pittsburgh	7	4	1	.636
Washington	4	7	1	.364
Chicago Cardinals	2	9	1	.182
Philadelphia	2	9	1	.182

Eastern Conference Playoff—N. Y. GIANTS 10, Cleveland 0.

World Championship Game—**Baltimore 23**, N. Y. GIANTS 17. (sudden death).

1959

Western Conference

Eastern Conference

	W	L	T	Pct.
Baltimore	9	3	0	.750
Chicago Bears	8	4	0	.667
Green Bay	7	5	0	.583
San Francisco	7	5	0	.583
Detroit	3	8	1	.273
Los Angeles	2	10	0	.167

	W	L	T	Pct.
N.Y. Giants	10	2	0	.833
Cleveland	7	5	0	.583
Philadelphia	7	5	0	.583
Pittsburgh	6	5	1	.545
Washington	3	9	0	.250
Chicago Cardinals	2	10	0	.167

World Championship Game—BALTIMORE 31, N.Y. Giants 16.

1960

Western Conference

Eastern Conference

	W	L	T	Pct.
Green Bay	8	4	0	.667
Detroit	7	5	0	.583
San Francisco	7	5	0	.583
Baltimore	6	6	0	.500
Chicago Bears	5	6	1	.455
Los Angeles	4	7	1	.364
Dallas	0	11	1	.000

	W	L	T	Pct.
Philadelphia	10	2	0	.833
Cleveland	8	3	1	.727
N.Y. Giants	6	4	2	.600
St. Louis Cardinals	6	5	1	.545
Pittsburgh	5	6	1	.455
Washington	1	9	2	.100

Playoff Bowl—Detroit 17, Cleveland 16, at Miami.

NFL Championship Game—PHILADELPHIA 17, Green Bay 13.

AFL Championship Game—HOUSTON 24, Los Angeles 16.

1961

Western Conference

Eastern Conference

	W	L	T	Pct.
Green Bay	11	3	0	.786
Detroit	8	5	1	.615
Baltimore	8	6	0	.571
Chicago Bears	8	6	0	.571
San Francisco	7	6	1	.538
Los Angeles	4	10	0	.286
Minnesota	3	11	0	.214

	W	L	T	Pct.
N.Y. Giants	10	3	1	.769
Philadelphia	10	4	0	.714
Cleveland	8	5	1	.615
St. Louis Cardinals	7	7	0	.500
Pittsburgh	6	8	0	.429
Dallas	4	9	1	.308
Washington	1	12	1	.077

Playoff Bowl—Detroit 38, Philadelphia 10, at Miami.

NFL Championship Game—GREEN BAY 37, N.Y. Giants 0.

AFL Championship Game—Houston 10, SAN DIEGO 3.

1962

Western Conference

Eastern Conference

	W	L	T	Pct.
Green Bay	13	1	0	.929
Detroit	11	3	0	.786
Chicago Bears	9	5	0	.643
Baltimore	7	7	0	.500
San Francisco	6	8	0	.429
Minnesota	2	11	1	.154
Los Angeles	1	12	1	.077

	W	L	T	Pct.
N.Y. Giants	12	2	0	.857
Pittsburgh	9	5	0	.643
Cleveland	7	6	1	.538
Washington	5	7	2	.417
Dallas	5	8	1	.385
St. Louis Cardinals	4	9	1	.308
Philadelphia	3	10	1	.231

Playoff Bowl—Detroit 17, Pittsburgh 10, at Miami.

NFL Championship Game—Green Bay 16, N.Y. GIANTS 7.

AFL Championship Game—Dallas 20, HOUSTON 17, (sudden death).

1963

Western Conference

Eastern Conference

	W	L	T	Pct.
Chicago Bears	11	1	2	.917
Green Bay	11	2	1	.846
Baltimore	8	6	0	.571
Detroit	5	8	1	.385
Minnesota	5	8	1	.385
Los Angeles	5	9	0	.357
San Francisco	2	12	0	.143

	W	L	T	Pct.
N.Y. Giants	11	3	0	.786
Cleveland	10	4	0	.714
St. Louis Cardinals	9	5	0	.643
Pittsburgh	7	4	3	.636
Dallas	4	10	0	.286
Washington	3	11	0	.214
Philadelphia	2	10	2	.167

Playoff Bowl—Green Bay 40, Cleveland 23, at Miami.

NFL Championship—CHICAGO 14, N.Y. Giants 10.

AFL Championship—SAN DIEGO 51, Boston 10.

1964

Western Conference

Eastern Conference

	W	L	T	Pct.
Baltimore	12	2	0	.857
Green Bay	8	5	1	.615
Minnesota	8	5	1	.615
Detroit	7	5	2	.583
Los Angeles	5	7	2	.417
Chicago Bears	5	9	0	.357
San Francisco	4	10	0	.286

	W	L	T	Pct.
Cleveland	10	3	1	.769
St. Louis Cardinals	9	3	2	.750
Philadelphia	6	8	0	.429
Washington	6	8	0	.429
Dallas	5	8	1	.385
Pittsburgh	5	9	0	.357
N.Y. Giants	2	10	2	.167

Playoff Bowl—St. Louis 24, Green Bay 17, at Miami.

NFL Championship Game—CLEVELAND 27, Baltimore 0.

AFL Championship Game—BUFFALO 20, San Diego 7.

1965

Western Conference

	W	L	T	Pct.
Green Bay	10	3	1	.769
Baltimore	10	3	1	.769
Chicago Bears	9	5	0	.643
San Francisco	7	6	1	.538
Minnesota	7	7	0	.500
Detroit	6	7	1	.462
Los Angeles	4	10	0	.286

Eastern Conference

	W	L	T	Pct.
Cleveland	11	3	0	.786
Dallas	7	7	0	.500
N.Y. Giants	7	7	0	.500
Washington	6	8	0	.429
Philadelphia	5	9	0	.357
St. Louis Cardinals	5	9	0	.357
Pittsburgh	2	12	0	.143

Western Conference Playoff—GREEN BAY 13, **Baltimore** 10, (sudden death).

Playoff Bowl—**Baltimore** 35, Dallas 3, at Miami.

NFL Championship Game—GREEN BAY 23, Cleveland 12.

AFL Championship Game—Buffalo 23, SAN DIEGO 0.

1966

Western Conference

	W	L	T	Pct.
Green Bay	12	2	0	.857
Baltimore	9	5	0	.643
Los Angeles	8	6	0	.571
San Francisco	6	6	2	.500
Chicago	5	7	2	.417
Detroit	4	9	1	.308
Minnesota	4	9	1	.308

Eastern Conference

	W	L	T	Pct.
Dallas	10	3	1	.769
Cleveland	9	5	0	.643
Philadelphia	9	5	0	.643
St. Louis	8	5	1	.615
Washington	7	7	0	.500
Pittsburgh	5	8	1	.385
Atlanta	3	11	0	.214
N.Y. Giants	1	12	1	.077

Playoff Bowl—**Baltimore** 20, Philadelphia 14, at Miami.

NFL Championship Game—Green Bay 34, DALLAS 27.

AFL Championship Game—Kansas City 31, BUFFALO 7.

Super Bowl I—Green Bay (NFL) 35, Kansas City (AFL) 10, at Los Angeles.

1967

Western Conference

Coastal Division

	W	L	T	Pct.
Los Angeles	11	1	2	.917
Baltimore	11	1	2	.917
San Francisco	7	7	0	.500
Atlanta	1	12	1	.077

Eastern Conference

Century Division

	W	L	T	Pct.
Cleveland	9	5	0	.643
New York	7	7	0	.500
St. Louis	6	7	1	.462
Pittsburgh	4	9	1	.308

Central Division

	W	L	T	Pct.
Green Bay	9	4	1	.692
Chicago	7	6	1	.538
Detroit	5	7	2	.417
Minnesota	3	8	3	.273

Capitol Division

	W	L	T	Pct.
Dallas	9	5	0	.643
Philadelphia	6	7	1	.462
Washington	5	6	3	.455
New Orleans	3	11	0	.214

NFL Championship Game—GREEN BAY 21, Dallas 17.

AFL Championship Game—OAKLAND 40, Houston 7.

Super Bowl II—Green Bay (NFL) 33, Oakland (AFL) 14, at Miami.

1968

Western Conference

Coastal Division

	W	L	T	Pct.
Baltimore	13	1	0	.929
Los Angeles	10	3	1	.769
San Francisco	7	6	1	.538
Atlanta	2	12	0	.143

Eastern Conference

Century Division

	W	L	T	Pct.
Cleveland	10	4	0	.714
St. Louis	9	4	1	.692
New Orleans	4	9	1	.308
Pittsburgh	2	11	1	.154

Central Division

	W	L	T	Pct.
Minnesota	8	6	0	.571
Chicago	7	7	0	.500
Green Bay	6	7	1	.462
Detroit	4	8	2	.333

Capitol Division

	W	L	T	Pct.
Dallas	12	2	0	.857
New York	7	7	0	.500
Washington	5	9	0	.357
Philadelphia	2	12	0	.143

NFL Playoff—**BALTIMORE** 24, Minnesota 14.

NFL Championship Game—**Baltimore** 34, CLEVELAND 0.

AFL Championship Game—NEW YORK 27, Oakland 23.

Super Bowl III—New York (AFL) 16, **Baltimore** (NFL) 7, at Miami.

1969

Western Conference

Coastal Division

	W	L	T	Pct.
Los Angeles	11	3	0	.785
Baltimore	8	5	1	.615
Atlanta	6	8	0	.429
San Francisco	4	8	2	.333

Eastern Conference

Century Division

	W	L	T	Pct.
Cleveland	10	3	1	.769
New York	6	8	0	.429
St. Louis	4	9	1	.308
Pittsburgh	1	13	0	.071

Central Division

	W	L	T	Pct.
Minnesota	12	2	0	.857
Detroit	9	4	1	.692
Green Bay	8	6	0	.571
Chicago	1	13	0	.071

Capitol Division

	W	L	T	Pct.
Dallas	11	2	1	.846
Washington	7	5	2	.583
New Orleans	5	9	0	.357
Philadelphia	4	9	1	.308

NFL Championship Game—MINNESOTA 27, CLEVELAND 7.

AFL Championship Game—KANSAS CITY 17, OAKLAND 7.

Super Bowl IV—KANSAS CITY (AFL) 23, MINNESOTA (NFL) 7, at New Orleans.

1970

American Conference

Eastern Division

	W	L	T	Pct.
Baltimore	11	2	1	.846
*Miami	10	4	0	.714
N.Y. Jets	4	10	0	.286
Buffalo	3	10	1	.231
Boston	2	12	0	.143

Central Division

	W	L	T	Pct.
Cincinnati	8	6	0	.571
Cleveland	7	7	0	.500
Pittsburgh	5	9	0	.357
Houston	3	10	1	.231

Western Division

	W	L	T	Pct.
Oakland	8	4	2	.667
Kansas City	7	5	2	.583
San Diego	5	6	3	.455
Denver	5	8	1	.385

National Conference

Eastern Division

	W	L	T	Pct.
Dallas	10	4	0	.714
N.Y. Giants	9	5	0	.643
St. Louis	8	5	1	.615
Washington	6	8	0	.429
Philadelphia	3	10	1	.231

Central Division

	W	L	T	Pct.
Minnesota	12	2	0	.857
*Detroit	10	4	0	.714
Chicago	6	8	0	.429
Green Bay	6	8	0	.429

Western Division

	W	L	T	Pct.
San Francisco	10	3	1	.769
Los Angeles	9	4	1	.714
Atlanta	4	8	2	.333
New Orleans	2	11	1	.143

*Qualified for playoffs as best runnerup in conference.

AFC Playoffs—BALTIMORE 17, Cincinnati 0;
OAKLAND 21, Miami 17.

AFC Championship Game—BALTIMORE 27,
Oakland 17.

NFC Playoffs—DALLAS 5, Detroit 0;
San Francisco 17, MINNESOTA 14.
NFC Championship Game—Dallas 17,
SAN FRANCISCO 10.

Super Bowl V—Baltimore 16, Dallas 13, at Miami.

1971

American Conference

Eastern Division

	W	L	T	Pct.
Miami	10	3	1	.769
*Baltimore	10	4	0	.714
N.Y. Jets	6	8	0	.429
New England	6	8	0	.429
Buffalo	1	13	0	.071

Central Division

	W	L	T	Pct.
Cleveland	9	5	0	.643
Pittsburgh	6	8	0	.429
Houston	4	9	1	.308
Cincinnati	4	10	0	.286

Western Division

	W	L	T	Pct.
Kansas City	10	3	1	.769
Oakland	8	4	2	.667
San Diego	6	8	0	.429
Denver	4	9	1	.308

*Qualified for playoffs as best runnerup in conference.

AFC Playoffs—Miami 27, KANSAS CITY, 24;
BALTIMORE 20, CLEVELAND 3.

AFC Championship Game—MIAMI 21,
BALTIMORE 0.

National Conference

Eastern Division

	W	L	T	Pct.
Dallas	11	3	0	.786
*Washington	9	4	1	.692
Philadelphia	6	7	1	.462
St. Louis	4	9	1	.308
N.Y. Giants	4	10	0	.286

Central Division

	W	L	T	Pct.
Minnesota	11	3	0	.786
Detroit	7	6	1	.538
Chicago	6	8	0	.429
Green Bay	4	8	2	.333

Western Division

	W	L	T	Pct.
San Francisco	9	5	0	.643
Los Angeles	8	5	1	.615
Atlanta	7	6	1	.538
New Orleans	4	8	2	.333

NFC Playoffs—Dallas 20, MINNESOTA 12;
SAN FRANCISCO 24, Washington 20.
NFC Championship Game—DALLAS 14,
San Francisco 3.

Super Bowl VI—Dallas 24, Miami 3, at New Orleans

1972

American Conference

Eastern Division

	W	L	T	Pct.
Miami	14	0	0	1.000
New York Jets	7	7	0	.500
Baltimore	5	9	0	.429
Buffalo	4	9	1	.321
New England	3	11	0	.214

National Conference

Eastern Division

	W	L	T	Pct.
Washington	11	3	0	.786
*Dallas	10	4	0	.714
New York Giants	8	6	0	.571
St. Louis	4	9	1	.321
Philadelphia	2	11	1	.179

Central Division

	W	L	T	Pct.
Pittsburgh	11	3	0	.766
*Cleveland	10	4	0	.714
Cincinnati	8	6	0	.571
Houston	1	13	0	.071

Western Division

	W	L	T	Pct.
Oakland	10	3	1	.750
Kansas City	8	6	0	.571
Denver	5	9	0	.429
San Diego	4	9	1	.321

*Qualified for playoffs as best runnerup in Conference.

AFC Playoffs—PITTSBURGH 13,
Oakland 7, MIAMI 20, Cleveland 14.

AFC Championship—Miami 21,
PITTSBURGH 17.

Super Bowl VII—Miami 14, Washington 7, at Los Angeles.

Central Division

	W	L	T	Pct.
Green Bay	10	4	0	.714
Detroit	8	5	1	.607
Minnesota	7	7	0	.500
Chicago	4	9	1	.321

Western Division

	W	L	T	Pct.
San Francisco	8	5	1	.607
Atlanta	7	7	0	.500
Los Angeles	6	7	1	.464
New Orleans	2	11	1	.179

NFC Playoffs—Dallas 30,
SAN FRANCISCO 28, WASHINGTON 16,
Green Bay 3.
NFC Championship—WASHINGTON 26,
Dallas 3.

1973

American Conference

Eastern Division

	W	L	T	Pct.
Miami	12	2	0	.857
Buffalo	9	5	0	.643
New England	5	9	0	.357
Baltimore	4	10	0	.286
N.Y. Jets	4	10	0	.286

Central Division

	W	L	T	Pct.
Cincinnati	10	4	0	.714
*Pittsburgh	10	4	0	.714
Cleveland	7	5	2	.571
Houston	1	13	0	.071

Western Division

	W	L	T	Pct.
Oakland	9	4	1	.679
Denver	7	5	2	.571
Kansas City	7	5	2	.571
San Diego	2	11	1	.179

*Qualified for playoffs as best runnerup in Conference.

AFC Playoffs—OAKLAND 33, Pittsburgh 14;
MIAMI 34, Cincinnati 16.

AFC Championship—MIAMI 27,
Oakland 10.

Super Bowl VII—Miami 24, Minnesota 7, at Houston (Rice Stadium).

National Conference

Eastern Division

	W	L	T	Pct.
Dallas	10	4	0	.714
*Washington	10	4	0	.714
Philadelphia	5	8	1	.393
St. Louis	4	9	1	.321
N.Y. Giants	2	11	1	.179

Central Division

	W	L	T	Pct.
Minnesota	12	2	0	.857
Detroit	6	7	1	.464
Green Bay	5	7	2	.429
Chicago	3	11	0	.214

Western Division

	W	L	T	Pct.
Los Angeles	12	2	0	.857
Atlanta	9	5	0	.643
New Orleans	5	9	0	.357
San Francisco	5	9	0	.357

NFC Playoffs—MINNESOTA 27,
Washington 20; DALLAS 27,
Los Angeles 16.
NFC Championship—Minnesota 27,
DALLAS 10.

1974

American Conference

Eastern Division

	W	L	T	Pct.
Miami	11	3	0	.786
*Buffalo	9	5	0	.643
New England	7	7	0	.500
N.Y. Jets	7	7	0	.500
Baltimore	2	12	0	.143

Central Division

	W	L	T	Pct.
Pittsburgh	10	3	1	.750
Cincinnati	7	7	0	.500
Houston	7	7	0	.500
Cleveland	4	10	0	.286

Western Division

	W	L	T	Pct.
Oakland	12	2	0	.857
Denver	7	6	1	.536
Kansas City	5	9	0	.357
San Diego	5	9	0	.357

*Qualified for playoff as wildcard entry.

AFC Playoffs—OAKLAND 28, Miami 26;
PITTSBURGH 32, Buffalo 14.

AFC Championship—Pittsburgh 24,
OAKLAND 13.

Super Bowl IX—Pittsburgh 16, Minnesota 6, at New Orleans (Sugar Bowl).

National Conference

Eastern Division

	W	L	T	Pct.
St. Louis	10	4	0	.714
*Washington	10	4	0	.714
Dallas	8	6	0	.571
Philadelphia	7	7	0	.500
N.Y. Giants	2	12	0	.143

Central Division

	W	L	T	Pct.
Minnesota	10	4	0	.714
Detroit	7	7	0	.500
Green Bay	6	8	0	.429
Chicago	4	10	0	.286

Western Division

	W	L	T	Pct.
Los Angeles	10	4	0	.714
San Francisco	6	8	0	.429
New Orleans	5	9	0	.357
Atlanta	3	11	0	.214

NFC Playoffs—MINNESOTA 30, St. Louis 14,
LOS ANGELES 19, Washington 10.
NFC Championship—MINNESOTA 14,
Los Angeles 10.

American Conference

Eastern Division

	W	L	T	Pct.
Baltimore	10	4	0	.714
Miami	10	4	0	.714
Buffalo	8	6	0	.571
New England	3	11	0	.214
N.Y. Jets	3	11	0	.214

Central Division

	W	L	T	Pct.
Pittsburgh	12	2	0	.857
*Cincinnati	11	3	0	.786
Houston	10	4	0	.714
Cleveland	3	11	0	.214

Western Division

	W	L	T	Pct.
Oakland	11	3	0	.786
Denver	6	8	0	.429
Kansas City	5	9	0	.357
San Diego	2	12	0	.143

*Qualified as wildcard team.

AFC Playoffs—PITTSBURGH 28.

Baltimore 10; OAKLAND 31, Cincinnati 28

AFC Championship—PITTSBURGH 16,

Oakland 10

Super Bowl X—Pittsburgh 21, Dallas 17 at Miami (Orange Bowl)

Pro Bowl—NFC All Stars 23, AFC All Stars 20

National Conference

Eastern Division

	W	L	T	Pct.
St. Louis	11	3	0	.786
*Dallas	10	4	0	.714
Washington	8	6	0	.571
N.Y. Giants	5	9	0	.357
Philadelphia	4	10	0	.286

Central Division

	W	L	T	Pct.
Minnesota	12	2	0	.857
Detroit	7	7	0	.500
Chicago	4	10	0	.286
Green Bay	4	10	0	.286

Western Division

	W	L	T	Pct.
Los Angeles	12	2	0	.857
San Francisco	5	9	0	.357
Atlanta	4	10	0	.286
New Orleans	2	12	0	.143

NFC Playoffs—LOS ANGELES 35.

St. Louis 23; Dallas 17, MINNESOTA 14

NFC Championship—Dallas 37,

LOS ANGELES 7

American Conference

Eastern Division

	W	L	T	Pct.
Baltimore	11	3	0	.786
*New England	11	3	0	.786
Miami	6	8	0	.429
N.Y. Jets	3	11	0	.214
Buffalo	2	12	0	.143

Central Division

	W	L	T	Pct.
Pittsburgh	10	4	0	.714
Cincinnati	10	4	0	.714
Cleveland	9	5	0	.643
Houston	5	9	0	.357

Western Division

	W	L	T	Pct.
Oakland	13	1	0	.929
Denver	9	5	0	.643
San Diego	6	8	0	.429
Kansas City	5	9	0	.357
Tampa Bay	0	14	0	.000

*Qualified as Wildcard Team

AFC Playoffs—OAKLAND 24.

New England 21; Pittsburgh 40.

BALTIMORE 14

AFC Championship—OAKLAND 24,

Pittsburgh 7

Super Bowl XI—Oakland 32, Minnesota 14 at Pasadena (Rose Bowl)

Pro Bowl—AFC All-Stars 24, NFC All-Stars 14

National Conference

Eastern Division

	W	L	T	Pct.
Dallas	11	3	0	.786
*Washington	10	4	0	.714
St. Louis	10	4	0	.714
Philadelphia	4	10	0	.286
NY Giants	3	11	0	.214

Central Division

	W	L	T	Pct.
Minnesota	11	2	1	.821
Chicago	7	7	0	.500
Detroit	6	8	0	.429
Green Bay	5	9	0	.357

Western Division

	W	L	T	Pct.
Los Angeles	10	3	1	.750
San Francisco	8	6	0	.571
Atlanta	4	10	0	.286
New Orleans	4	10	0	.286
Seattle	2	12	0	.143

NFC Playoffs—MINNESOTA 35.

Washington 30; Los Angeles 14,

DALLAS 12

NFC Championship—MINNESOTA 24,

Los Angeles 13

American Conference

Eastern Division

	W	L	T	Pct.
Baltimore	10	4	0	.714
Miami	10	4	0	.714
New England	9	5	0	.643
New York	3	11	0	.214
Buffalo	3	11	0	.214

Central Division

	W	L	T	Pct.
Pittsburgh	9	5	0	.643
Houston	8	6	0	.571
Cincinnati	8	6	0	.571
Cleveland	6	8	0	.429

National Conference

Eastern Division

	W	L	T	Pct.
Dallas	12	2	0	.857
Washington	9	5	0	.643
St. Louis	7	7	0	.500
Philadelphia	5	9	0	.357
NY Giants	5	9	0	.357

Central Division

	W	L	T	Pct.
Minnesota	9	5	0	.643
*Chicago	9	5	0	.643
Detroit	6	8	0	.429
Green Bay	4	10	0	.286
Tampa Bay	2	12	0	.143

Western Division

	W	L	T	Pct.
Denver	12	2	0	.857
*Oakland	11	3	0	.786
San Diego	7	7	0	.500
Seattle	5	9	0	.357
Kansas City	2	12	0	.143

*Qualified as Wildcard Team

AFC Playoffs—Oakland 37, **Baltimore 31**;
DENVER 34, Pittsburgh 21

AFC Championship—DENVER 20,
Oakland 17

Super Bowl XII—Dallas 27, Denver 10 at New Orleans (Superdome)

Pro Bowl—NFC All-Stars 14, AFC All-Stars 13

Western Division

	W	L	T	Pct.
Los Angeles	10	4	0	.714
San Francisco	5	9	0	.357
Atlanta	7	7	0	.500
New Orleans	3	11	0	.214

NFC Playoffs—DALLAS 37, Chicago 7,
Minnesota 14, LOS ANGELES 7

NFC Championship—DALLAS 23,
Minnesota 6

1978

American Conference

Eastern Division

	W	L	T	Pct.
New England*	11	5	0	.688
Miami #	11	5	0	.688
N.Y. Jets	8	8	8	.500
Buffalo	5	11	0	.313
Baltimore	5	11	0	.313

Central Division

	W	L	T	Pct.
Pittsburgh*	14	2	0	.875
Houston #	10	6	0	.625
Cleveland	8	8	0	.500
Cincinnati	4	12	0	.250

Western Division

	W	L	T	Pct.
Denver*	10	6	0	.625
Oakland	9	7	0	.563
Seattle	9	7	0	.563
San Diego	9	7	0	.563
Kansas City	4	12	0	.250

* Divisional Champions

AFC Wildcard—Houston 17, MIAMI 9
AFC Play-off—PITTSBURGH 33, Denver 10;
Houston 31, NEW ENGLAND 14
AFC Championship—PITTSBURGH 34,
Houston 5

Super Bowl XIII—Pittsburgh 35, Dallas 31 at Miami (Orange Bowl)

Pro Bowl—NFC All-Stars 13, AFC All-Stars 7

National Conference

Eastern Division

	W	L	T	Pct.
Dallas*	12	4	0	.750
Philadelphia #	9	7	0	.563
Washington	8	8	0	.500
St. Louis	6	10	0	.375
N.Y. Giants	6	10	0	.375

Central Division

	W	L	T	Pct.
Minnesota*	8	7	1	.531
Green Bay	8	7	1	.531
Detroit	7	9	0	.438
Chicago	7	9	0	.438
Tampa Bay	5	11	0	.313

Western Division

	W	L	T	Pct.
Los Angeles*	12	4	0	.750
Atlanta #	9	7	0	.563
New Orleans	7	9	0	.438
San Francisco	2	14	0	.125

Wildcard Teams

NFC Wildcard—ATLANTA 14, Philadelphia 13
NFC Play-off—DALLAS 27, Atlanta 20;
LOS ANGELES 34, Minnesota 10
NFC Championship—DALLAS 28,
Los Angeles 0

1979

American Conference

Eastern Division

	W	L	T	Pct.
Miami*	10	6	0	.625
New England	9	7	0	.563
N.Y. Jets	8	8	0	.500
Buffalo	7	9	0	.438
Baltimore	5	11	0	.313

Central Division

	W	L	T	Pct.
Pittsburgh*	12	4	0	.750
Houston#	11	5	0	.688
Cleveland	9	7	0	.563
Cincinnati	4	12	0	.250

Western Division

	W	L	T	Pct.
San Diego*	12	4	0	.750
Denver#	10	6	0	.625
Seattle	9	7	0	.563
Oakland	9	7	0	.563

* Divisional Champions

AFC Wildcard—HOUSTON 13,
Denver 7
AFC Playoffs—Houston 17, SAN DIEGO 14;
PITTSBURGH 34, Miami 14

National Conference

Eastern Division

	W	L	T	Pct.
Dallas*	11	5	0	.688
Philadelphia#	11	5	0	.688
Washington	10	6	0	.625
N.Y. Giants	6	10	0	.375
St. Louis	5	11	0	.313

Central Division

	W	L	T	Pct.
Tampa Bay*	10	6	0	.625
Chicago#	10	6	0	.625
Minnesota	7	9	0	.438
Green Bay	5	11	0	.313
Detroit	2	14	0	.125

Western Division

	W	L	T	Pct.
Los Angeles*	9	7	0	.563
New Orleans	8	8	0	.500
Atlanta	6	10	0	.375
San Francisco	2	14	0	.125

Wildcard Teams

NFC Wildcard—PHILADELPHIA 27,
Chicago 17
NFC Playoffs—TAMPA BAY 24,
Philadelphia 17; Los Angeles 21,
DALLAS 19

AFC Championship—PITTSBURGH 27,
Houston 13

NFC Championship—Los Angeles 9,
TAMPA BAY 0

Super Bowl XIV—Pittsburgh 31, Los Angeles 19 at Pasadena (Rose Bowl)
Pro Bowl—NFC All-Stars 37, AFC All-Stars 27

1980

American Conference

National Conference

Eastern Division

Eastern Division

	W	L	T	Pct.
Buffalo*	11	5	0	.688
New England	10	6	0	.625
Miami	8	8	0	.500
Baltimore	7	9	0	.438
N.Y. Jets	4	12	0	.250

	W	L	T	Pct.
Philadelphia*	12	4	0	.750
Dallas#	12	4	0	.750
Washington	6	10	0	.375
St. Louis	5	11	0	.313
N.Y. Giants	4	12	0	.250

Central Division

Central Division

	W	L	T	Pct.
Cleveland*	11	5	0	.688
Houston#	11	5	0	.688
Pittsburgh	9	7	0	.563
Cincinnati	6	10	0	.375

	W	L	T	Pct.
Minnesota*	9	7	0	.563
Detroit	9	7	0	.563
Chicago	7	9	0	.438
Tampa Bay	5	10	1	.344
Green Bay	5	10	1	.344

Western Division

Western Division

	W	L	T	Pct.
San Diego*	11	5	0	.688
Oakland#	11	5	0	.688
Kansas City	8	8	0	.500
Denver	8	8	0	.500
Seattle	4	12	0	.250

	W	L	T	Pct.
Atlanta*	12	4	0	.750
Los Angeles#	11	5	0	.688
San Francisco	6	10	0	.375
New Orleans	1	15	0	.063

* Divisional Champions

Wildcard Teams

AFC Wildcard—OAKLAND 27, Houston 7
AFC Playoffs—SAN DIEGO 20, Buffalo 14;
Oakland 14, CLEVELAND 12
AFC Championship—Oakland 34,
SAN DIEGO 27

NFC Wildcard—DALLAS 34, Los Angeles 13
NFC Playoffs—PHILADELPHIA 31,
Minnesota 16; Dallas 30, ATLANTA 27
NFC Championship—PHILADELPHIA 20,
Dallas 7

Super Bowl XV—Oakland 27, Philadelphia 10 at New Orleans (Superdome)
Pro Bowl—NFC All-Stars 21, AFC All-Stars 7

1981

American Conference

National Conference

Eastern Division

Eastern Division

	W	L	T	Pct.
Miami*	11	4	1	.719
N.Y. Jets	10	5	1	.656
Buffalo	10	6	0	.625
Baltimore	2	14	0	.125
New England	2	14	0	.125

	W	L	T	Pct.
Dallas*	12	4	0	.750
Philadelphia#	10	6	0	.625
N.Y. Giants#	9	7	0	.563
Washington	8	8	0	.500
St. Louis	7	9	0	.438

Central Division

Central Division

	W	L	T	Pct.
Cincinnati*	12	4	0	.750
Pittsburgh	8	8	0	.500
Houston	7	9	0	.438
Cleveland	5	11	0	.313

	W	L	T	Pct.
Tampa Bay*	9	7	0	.563
Detroit	8	8	0	.500
Green Bay	8	8	0	.500
Minnesota	7	9	0	.438
Chicago	6	10	0	.375

Western Division

Western Division

	W	L	T	Pct.
San Diego*	10	6	0	.625
Denver	10	6	0	.625
Kansas City	9	7	0	.563
Oakland	7	9	0	.438
Seattle	6	10	0	.375

	W	L	T	Pct.
San Francisco*	13	3	0	.813
Atlanta	7	9	0	.438
Los Angeles	6	10	0	.375
New Orleans	4	12	0	.250

* Divisional Champions

Wildcard Teams

AFC Wildcard—Buffalo 31,
JETS 27
AFC Playoffs—San Diego 41, MIAMI 38;
CINCINNATI 28, Buffalo 21
AFC Championship—CINCINNATI 27,
San Diego 7

NFC Wildcard—NY Giants 27,
PHILADELPHIA 21
NFC Playoffs—DALLAS 38, Tampa Bay 0;
SAN FRANCISCO 38; NY Giants 24,
NFC Championship—SAN FRANCISCO 28,
Dallas 27

Super Bowl XVI—San Francisco 26, CINCINNATI 21 at Pontiac (Silverdome)
Pro Bowl—AFC All-Stars 16, NFC All-Stars 13

American Conference

National Conference

	W	L	T	Pct.
L. A. Raiders*	8	1	0	.889
Miami*	7	2	0	.778
Cincinnati*	7	2	0	.778
Pittsburgh*	6	3	0	.667
San Diego*	6	3	0	.667
N. Y. Jets*	6	3	0	.667
New England*	5	4	0	.556
Cleveland*	4	5	0	.444
Buffalo	4	5	0	.444
Seattle	4	5	0	.444
Kansas City	3	6	0	.333
Denver	2	7	0	.222
Houston	1	8	0	.111
Baltimore	0	8	1	.000

	W	L	T	Pct.
Washington*	8	1	0	.889
Dallas*	6	3	0	.667
Green Bay*	5	3	1	.611
Minnesota*	5	4	0	.556
Atlanta*	5	4	0	.556
St. Louis*	5	4	0	.556
Tampa Bay*	5	4	0	.556
Detroit*	4	5	0	.444
New Orleans	4	5	0	.444
N. Y. Giants	4	5	0	.444
San Francisco	3	6	0	.333
Chicago	3	6	0	.333
Philadelphia	3	6	0	.333
L. A. Rams	2	7	0	.222

* Clinched Playoffs

SUPER BOWL TOURNAMENT

AFC First Round—MIAMI 28.

New England 13

LOS ANGELES RAIDERS 27, Cleveland 10

New York Jets 44, CINCINNATI 17

San Diego 31, PITTSBURGH 28

AFC Second Round—New York Jets 17.

LOS ANGELES RAIDERS 14

MIAMI 34, San Diego 13

AFC Championship Game—MIAMI 14.

New York Jets 0

Super Bowl XVII—WASHINGTON 27, Miami 17 at Pasadena, California (Rosebowl)

AFC-NFC Pro Bowl—NFC 20, AFC 19 at Honolulu, Hawaii

NFC First Round—WASHINGTON 31.

Detroit 7

GREEN BAY 41, St. Louis 16

MINNESOTA 30, Atlanta 24

DALLAS 30, Tampa Bay 17

NFC Second Round—WASHINGTON 21.

Minnesota 7

DALLAS 37, Green Bay 26

NFC Championship Game—

WASHINGTON 31, Dallas 17

American Conference

National Conference

Eastern Division

Eastern Division

	W	L	T	Pct.
Miami*	12	4	0	.750
New England	8	8	0	.500
Buffalo	8	8	0	.500
Baltimore	7	9	0	.438
N.Y. Jets	7	9	0	.438

	W	L	T	Pct.
Washington*	14	2	0	.875
Dallas*	12	4	0	.750
St. Louis	8	7	1	.531
Philadelphia	5	11	0	.313
N.Y. Giants	3	12	1	.219

Central Division

Central Division

	W	L	T	Pct.
Pittsburgh*	10	6	0	.625
Cleveland	9	7	0	.563
Cincinnati	7	9	0	.438
Houston	2	14	0	.125

	W	L	T	Pct.
Detroit*	9	7	0	.563
Green Bay	8	8	0	.500
Chicago	8	8	0	.500
Minnesota	8	8	0	.500
Tampa Bay	2	14	0	.125

Western Division

Western Division

	W	L	T	Pct.
L.A. Raiders*	12	4	0	.750
Seattle#	9	7	0	.563
Denver#	9	7	0	.563
San Diego	6	10	0	.375
Kansas City	6	10	0	.375

	W	L	T	Pct.
San Francisco*	10	6	0	.625
L.A. Rams*	9	7	0	.563
New Orleans	8	8	0	.500
Atlanta	7	9	0	.438

* Division Champion

AFC Wildcard—SEATTLE 31,

Denver 7

AFC Playoffs—Seattle 27, MIAMI 20;

RAIDERS 38, Pittsburgh 10

AFC Championship—RAIDERS 30,

Seattle 14

NFC Wildcard—Rams 24, DALLAS 17

NFC Playoffs—SAN FRANCISCO 24, Detroit 23

WASHINGTON 51, Rams 7

NFC Championship—WASHINGTON 24,

San Francisco 17

Super Bowl XVIII—RAIDERS 38, Washington 9

AFC-NFC Pro Bowl—NFC 45, AFC 3

1984 NATIONAL FOOTBALL LEAGUE SCHEDULE

(All times local to game site)

SUNDAY, SEPTEMBER 2, (First Weekend) Kickoff

1. Atlanta at New Orleans 12:00
2. Cincinnati at Denver 2:00
3. Cleveland at Seattle 1:00
4. Kansas City at Pittsburgh 1:00
5. Los Angeles Raiders at Houston 3:00
6. Miami at Washington 1:00
7. New England at Buffalo 1:00
8. New York Jets at Indianapolis 3:00
9. Philadelphia at New York Giants 1:00
10. St. Louis at Green Bay 12:00
11. San Diego at Minnesota 12:00
12. San Francisco at Detroit 1:00
13. Tampa Bay at Chicago 12:00

MONDAY, SEPTEMBER 3

14. Dallas at Los Angeles Rams 6:00

THURSDAY, SEPTEMBER 6 (Second Weekend)

15. Pittsburgh at New York Jets 9:00

SUNDAY, SEPTEMBER 9

16. Buffalo at St. Louis 12:00
17. Cleveland at Los Angeles Rams 1:00
18. Indianapolis at Houston 3:00
19. Dallas at New York Giants 1:00
20. Denver at Chicago 12:00
21. Detroit at Atlanta 1:00
22. Green Bay at Los Angeles Raiders 1:00
23. Kansas City at Cincinnati 1:00
24. Minnesota at Philadelphia 1:00
25. New England at Miami 1:00
26. San Diego at Seattle 1:00
27. Tampa Bay at New Orleans 12:00

MONDAY, SEPTEMBER 10

28. Washington at San Francisco 6:00

SUNDAY, SEPTEMBER 16 (Third Weekend)

29. Atlanta at Minnesota 12:00
30. Chicago at Green Bay 12:00
31. Cincinnati at New York Jets 1:00
32. Denver at Cleveland 9:00
33. Detroit at Tampa Bay 4:00
34. Houston at San Diego 1:00
35. Los Angeles Raiders at Kansas City 12:00
36. Los Angeles Rams at Pittsburgh 4:00
37. New Orleans at San Francisco 1:00
38. New York Giants at Washington 4:00
39. Philadelphia at Dallas 3:00
40. St. Louis at Indianapolis 12:00
41. Seattle at New England 1:00

MONDAY, SEPTEMBER 17

42. Miami at Buffalo 9:00

SUNDAY, SEPTEMBER 23 (Fourth Weekend) Kickoff

43. Chicago at Seattle 1:00
44. Indianapolis at Miami 4:00
45. Green Bay at Dallas 3:00
46. Houston at Atlanta 1:00
47. Kansas City at Denver 2:00
48. Los Angeles Rams at Cincinnati 1:00
49. Minnesota at Detroit 1:00
50. New York Jets at Buffalo 1:00
51. Pittsburgh at Cleveland 1:00
52. St. Louis at New Orleans 12:00
53. San Francisco at Philadelphia 1:00
54. Tampa Bay at New York Giants 4:00
55. Washington at New England 1:00

MONDAY, SEPTEMBER 24

56. San Diego at Los Angeles Raiders 6:00

SUNDAY, SEPTEMBER 30 (Fifth Weekend)

57. Atlanta at San Francisco 1:00
58. Buffalo at Indianapolis 12:00
59. Cleveland at Kansas City 12:00
60. Dallas at Chicago 12:00
61. Detroit at San Diego 1:00
62. Green Bay at Tampa Bay 4:00
63. Los Angeles Raiders at Denver 2:00
64. Miami at St. Louis 12:00
65. New England at New York Jets 1:00
66. New Orleans at Houston 3:00
67. New York Giants at Los Angeles Rams 1:00
68. Philadelphia at Washington 4:00
69. Seattle at Minnesota 12:00

MONDAY, OCTOBER 1

70. Cincinnati at Pittsburgh 9:00

SUNDAY, OCTOBER 7 (Sixth Weekend)

71. Atlanta at Los Angeles Rams 1:00
72. Denver at Detroit 1:00
73. Houston at Cincinnati 4:00
74. Miami at Pittsburgh 1:00
75. Minnesota at Tampa Bay 1:00
76. New England at Cleveland 1:00
77. New Orleans at Chicago 12:00
78. New York Jets at Kansas City 12:00
79. Philadelphia at Buffalo 1:00
80. St. Louis at Dallas 12:00
81. San Diego at Green Bay 3:00
82. Seattle at Los Angeles Raiders 1:00
83. Washington at Indianapolis 12:00

MONDAY, OCTOBER 8

84. San Francisco at New York Giants 9:00

SUNDAY, OCTOBER 14**(Seventh Weekend) Kickoff**

85. Buffalo at Seattle	1:00
86. Chicago at St. Louis	12:00
87. Cincinnati at New England	1:00
88. Indianapolis at Philadelphia	1:00
89. Dallas at Washington	4:00
90. Houston at Miami	1:00
91. Los Angeles Rams at New Orleans	12:00
92. Minnesota at Los Angeles Raiders	1:00
93. New York Giants at Atlanta	1:00
94. New York Jets at Cleveland	1:00
95. Pittsburgh at San Francisco	1:00
96. San Diego at Kansas City	12:00
97. Tampa Bay at Detroit	1:00

MONDAY, OCTOBER 15

98. Green Bay at Denver	7:00
-------------------------	------

SUNDAY, OCTOBER 21**(Eighth Weekend)**

99. Chicago at Tampa Bay	1:00
100. Cleveland at Cincinnati	1:00
101. Denver at Buffalo	1:00
102. Detroit at Minnesota	12:00
103. Kansas City at New York Jets	4:00
104. Los Angeles Raiders at San Diego	1:00
105. Miami at New England	1:00
106. New Orleans at Dallas	9:00
107. New York Giants at Philadelphia	1:00
108. Pittsburgh at Indianapolis	12:00
109. San Francisco at Houston	3:00
110. Seattle vs. Green Bay at Milwaukee	12:00
111. Washington at St. Louis	12:00

MONDAY, OCTOBER 22

112. Los Angeles Rams at Atlanta	9:00
----------------------------------	------

SUNDAY, OCTOBER 28**(Ninth Weekend)**

113. Atlanta at Pittsburgh	4:00
114. Buffalo at Miami	4:00
115. Cincinnati at Houston	12:00
116. Indianapolis at Dallas	12:00
117. Denver at Los Angeles Raiders	1:00
118. Detroit at Green Bay	12:00
119. Minnesota at Chicago	12:00
120. New Orleans at Cleveland	1:00
121. New York Jets at New England	1:00
122. St. Louis at Philadelphia	1:00
123. San Francisco at Los Angeles Rams	1:00
124. Tampa Bay at Kansas City	12:00
125. Washington at New York Giants	4:00

MONDAY, OCTOBER 29

126. Seattle at San Diego	6:00
---------------------------	------

SUNDAY, NOVEMBER 4**(Tenth Weekend) Kickoff**

127. Cincinnati at San Francisco	1:00
128. Cleveland at Buffalo	1:00
129. Green Bay at New Orleans	12:00
130. Houston at Pittsburgh	1:00
131. Kansas City at Seattle	1:00
132. Los Angeles Raiders at Chicago	12:00
133. Los Angeles Rams at St. Louis	3:00
134. Miami at New York Jets	4:00
135. New England at Denver	2:00
136. New York Giants at Dallas	12:00
137. Philadelphia at Detroit	1:00
138. San Diego at Indianapolis	1:00
139. Tampa Bay at Minnesota	12:00

MONDAY, NOVEMBER 5

140. Atlanta at Washington	9:00
----------------------------	------

SUNDAY, NOVEMBER 11**(Eleventh Weekend)**

141. Buffalo at New England	1:00
142. Chicago at Los Angeles Rams	1:00
143. Indianapolis at New York Jets	1:00
144. Dallas at St. Louis	12:00
145. Denver at San Diego	1:00
146. Detroit at Washington	1:00
147. Houston at Kansas City	12:00
148. Minnesota vs. Green Bay at Milwaukee	12:00
149. New Orleans at Atlanta	1:00
150. New York Giants at Tampa Bay	4:00
151. Philadelphia at Miami	1:00
152. Pittsburgh at Cincinnati	1:00
153. San Francisco at Cleveland	1:00

MONDAY, NOVEMBER 12

154. Los Angeles Raiders at Seattle	6:00
-------------------------------------	------

SUNDAY, NOVEMBER 18**(Twelfth Weekend)**

155. Cleveland at Atlanta	1:00
156. Dallas at Buffalo	1:00
157. Detroit at Chicago	12:00
158. Kansas City at Los Angeles Raiders	1:00
159. Los Angeles Rams vs. Green Bay at Milw.	12:00
160. Miami at San Diego	1:00
161. Minnesota at Denver	2:00
162. New England at Indianapolis	1:00
163. New York Jets at Houston	3:00
164. St. Louis at New York Giants	1:00
165. Seattle at Cincinnati	1:00
166. Tampa Bay at San Francisco	1:00
167. Washington at Philadelphia	1:00

MONDAY, NOVEMBER 19

168. Pittsburgh at New Orleans	8:00
--------------------------------	------

**THURSDAY, NOVEMBER 22
(Thirteenth Weekend) Kickoff
(Thanksgiving Day)**

169. Green Bay at Detroit 12:30
170. New England at Dallas 3:00

SUNDAY, NOVEMBER 25

171. Atlanta at Cincinnati 1:00
172. Buffalo at Washington 1:00
173. Chicago at Minnesota 3:00
174. Indianapolis at Los Angeles Raiders 1:00
175. Houston at Cleveland 1:00
176. Kansas City at New York Giants 1:00
177. Los Angeles Rams at Tampa Bay 1:00
178. Philadelphia at St. Louis 12:00
179. San Diego at Pittsburgh 1:00
180. San Francisco at New Orleans 3:00
181. Seattle at Denver 2:00

MONDAY, NOVEMBER 26

182. New York Jets at Miami 9:00

**THURSDAY, NOVEMBER 29
(Fourteenth Weekend)**

183. Washington at Minnesota 9:00

SUNDAY, DECEMBER 2

184. Cincinnati at Cleveland 1:00
185. Indianapolis at Buffalo 1:00
186. Dallas at Philadelphia 1:00
187. Denver at Kansas City 12:00
188. Detroit at Seattle 1:00
189. Los Angeles Raiders at Miami 4:00
190. New Orleans at Los Angeles Rams 1:00
191. New York Giants at New York 1:00
192. Pittsburgh at Houston 12:00
193. St. Louis at New England 1:00
194. San Francisco at Atlanta 1:00
195. Tampa Bay at Green Bay 12:00

MONDAY, DECEMBER 3

196. Chicago at San Diego 6:00

**SATURDAY, DECEMBER 8
(Fifteenth Weekend) Kickoff**

197. Buffalo at New York Jets 12:30
198. Minnesota at San Francisco 1:00

SUNDAY, DECEMBER 9

199. Atlanta at Tampa Bay 1:00
200. Cincinnati at New Orleans 12:00
201. Cleveland at Pittsburgh 1:00
202. Green Bay at Chicago 12:00
203. Houston at Los Angeles Rams 1:00
204. Miami at Indianapolis 1:00
205. New England at Philadelphia 1:00
206. New York Giants at St. Louis 12:00
207. San Diego at Denver 2:00
208. Seattle at Kansas City 12:00
209. Washington at Dallas 3:00

MONDAY, DECEMBER 10

210. Los Angeles Raiders at Detroit 9:00

**FRIDAY, DECEMBER 14
(Sixteenth Weekend)**

211. Los Angeles Rams at San Francisco 6:00

SATURDAY, DECEMBER 15

212. Denver at Seattle 1:00
213. New Orleans at New York Giants 12:30

SUNDAY, DECEMBER 16

214. Buffalo at Cincinnati 1:00
215. Chicago at Detroit 1:00
216. Cleveland at Houston 12:00
217. Indianapolis at New England 1:00
218. Green Bay at Minnesota 12:00
219. Kansas City at San Diego 1:00
220. New York Jets at Tampa Bay 1:00
221. Philadelphia at Atlanta 4:00
222. Pittsburgh at Los Angeles Raiders 1:00
223. St. Louis at Washington 1:00

MONDAY, DECEMBER 17

224. Dallas at Miami 9:00

NFL POSTSEASON DATES

Sunday, December 23 AFC and NFC First Round Playoffs

Saturday, December 29 AFC and NFC Divisional Playoffs

Sunday, December 30 AFC and NFC Divisional Playoffs

Sunday, January 6 AFC and NFC Championship Games

Sunday, January 20 Super Bowl XIX at Stanford Stadium, Palo Alto, California

Sunday, January 27 AFC-NFC Pro Bowl, Honolulu, Hawaii

HOOSIER DOME



The Hoosier Dome and Convention Center — \$82-million worth of community pride — is the brand new home for the Indianapolis Colts football team.

Begun as an act of faith in 1981 when NFL football in Indianapolis was still just a gleam in the city's eye, both the public and private sectors joined in the thrust to build one of America's finest sports arenas.

So new that the exact seating capacity was still undetermined in June of 1984, the Dome will hold between 60,000 and 61,000 football fans when the historic Colts NFL team plays its 1984 home schedule at its new address — Indianapolis, Indiana.

A one-percent restaurant food and beverage tax in Marion County paid a major portion of the municipal bond that funded the bulk of the construction costs. The pot was sweetened in the early stages of the project by a \$25-million commitment from the Eli Lilly pharmaceutical firm, and by a \$5-million boost from the Krannert charitable trust.

The Dome is adjacent to the Indianapolis Convention Center, which was built in 1972. Those two buildings, now joined, give Indianapolis one of the most unique sports and convention centers in the country, featuring 300,000 square feet of total exhibition space.

The football surface in the Dome is AstroTurf, rolled out in 28 sections fastened by a DuoLock (Velcro-like) strip on each piece. It takes approximately 10 hours to position the surface on the concrete Dome floor.

Ninety-Seven luxury boxes ring the top of the lower level, and the press box on the south side of that level can comfortably seat 127 media members.

INDIANAPOLIS COLT CHEERLEADERS

The Indianapolis Colts are pleased to present a new, exciting group of young ladies who are as talented as they are attractive. The Indianapolis Colt Cheerleaders debut this season, thanks to Blue Cross/Blue Shield, and Director Meg Irsay, along with Choreographer Jennifer Herron, have been working daily in preparing an exciting, dynamic dance group to entertain football fans and non-fans alike. The group tryouts held in the first part of June attracted more than 750 hopefuls, and by the time the squad takes the field in the home opener, there will be only 32 seasoned performers. Six alternates will be named as well. The Colt Cheerleaders also participate in charitable appearances that benefit both the community and the girls themselves. Anyone interested in securing an appearance may contact Meg Irsay at the Colt Public Relations office at 252-2658.

NATIONAL FOOTBALL LEAGUE

410 Park Ave., New York, N.Y. 10022
(212) 758-1500

Commissioner	Pete Rozelle
Executive Director	Don Weiss
Counsel to the Commissioner	Jay Moyer
Director of Operations	Jan Van Duser
Director of Administration	Joe Rhein
Director of Public Relations	Jim Heffernan
Broadcast Coordinator	Val Pinchbeck, Jr.
Director of Security	Warren Welsh
Director of Personnel	Joel Bussert
Supervisor of Officials	Art McNally
AFC President	Lamar Hunt
Asst. to AFC President	Al Ward
NFC President	Wellington Mare
Asst. to NFC President	Bill Granholm
NFL Director of Information	Joe Browne
AFC Director of Information	Fran Connors
NFC Director of Information	Dick Maxwell

NFL PUBLIC RELATIONS DIRECTORS

American Football Conference

Buffalo	L. Budd Thalman	(716) 648-1800
Cincinnati	Al Heim	(513) 621-3550
Cleveland	Kevin Byrne	(216) 696-5555
Denver	Charles Lee	(303) 623-8778
Houston	Bob Hyde	(713) 797-9111
Kansas City	Bob Sprenger	(816) 924-9300
Los Angeles Raiders	Al LoCasale	(213) 322-3451
Miami	Chip Namius	(305) 576-1000
New England	Tom Hoffman	(617) 543-7911
New York Jets	Frank Ramos	(212) 421-6600
Pittsburgh	Joe Gordon	(412) 323-1200
San Diego	Rick Smith	(714) 280-2111
Seattle	Gary Wright	(206) 827-9777

National Football Conference

Atlanta	Charlie Dayton	(404) 588-1111
Chicago	Bill McGrane	(312) 295-6600
Dallas	Doug Todd	(214) 369-8000
Detroit	Don Kremer	(313) 335-4131
Green Bay	Lee Remmel	(414) 494-2351
Los Angeles Rams	Pete Donovan	(714) 535-7267
Minnesota	Merrill Swanson	(612) 828-6500
New Orleans	Greg Suit	(504) 587-3034
New York Giants	Ed Croke	(201) 935-8111
Philadelphia	Ed Wisneski	(215) 463-2500
St. Louis	Mike Menchel	(314) 421-0777
San Francisco	Jerry Walker	(415) 365-3420
Tampa Bay	Rick Odioso	(813) 870-2700
Washington	Charlie Taylor	(703) 471-9100

Other Public Relations Contacts

Elias Sports Bureau	Seymour Siwoff	(212) 869-1530
Management Council	Jim Miller	(212) 832-2260
Hall of Fame	Don Smith	(216) 456-8207
ABC-TV	Irv Brodsky	(212) 887-6397
NBC-TV	Thomas Merritt	(212) 664-2014
CBS-TV	Jay Rosenstein	(212) 975-6664

COUNTRY

WTHR 13

TM



One Great Team Salutes Another.

Louis Rich™

Louis Rich and the Colts – two teams that can't be beat.

Lean, delicious, and nutritious... Louis Rich puts turkey in a whole new light.

