



**'75 COLTS
MEDIA GUIDE**

HOW DID DODGE COLT PUT SO MUCH IN SUCH A LITTLE CAR?



**THE #1 TEAM FOR
BALTIMORE IS THE
COLTS AND THE #1
CAR FOR BALTIMORE
IS DODGE & DODGE COLTS
FOR YOUR #1 DEAL SEE**

Towson Dodge
1609 East Joppa Road
Towson

Larry's Dodge
9043 Liberty Road
Randallstown

St. Clair Motors
3707 Norrisville Road
Jarrettsville

Tate Dodge
22 Baltimore-Annapolis Road
Glen Burnie

Car City
3229 Pulaski Highway
Baltimore



Dodge Cars

Dodge

Dodge Trucks

THE BALTIMORE COLTS

WORLD CHAMPIONS 1958 1959 1970

NFL CHAMPIONS 1968

Representing Baltimore City and the State of Maryland
in the National Football League.

CONTENTS

All-American Conference	67
All-League Colts	69
Assistant Coaches	8-9
Attendance Records	121-122
Band, Colts Marching	12
Colt Championship Games	76-80
Chicago All-Star Game Results	119
Colts' Corrals	12
Depth Charts, Pre-Camp	60-61
Draft	50-56
Evolution of the Colts	64
Front Office Biographies	10-11
Game-by-Game, 1974	14-17
All-Time	70-75
Individual Statistics, 1974	24-26
Hall of Fame Colts	67
Historical Chronology	65-66
Irsay Biography	4
Itinerary, 1975	13
Lasts, Colt	22
Marchibroda Biography	7
Media Data (Credentials, etc.)	124
National Football League, Directory	117
Public Relations Directors	124
Schedule, 1975	118-121
Standings Since 1953	85-90
Organizational Chart	3
Player Biographies	27-52
Post-Season Games, All-Time Results	69, 81
Preseason, All-Time Game-by-Game	82-84
Pronunciation Guide	59
Quarterback Club	13
Radio Team	23
Records, Colt Individual	95-98
Colt Post-Season	104
Colt Team & Streaks	99-102
Retired Colt Numbers	67
Rosters, All-Time	114-116
First Year Player	57
Veteran	62-63
Schedules, 1975	2
NFL Preseason	118-119
NFL Regular Season	120-121
Series Records with Opponents, All-Time	91-94
Statistics, Composite 1974 & Highs	18-22
Year-by-Year Leaders	108-113
Stadia, Memorial	122
NFL	117
Thomas Biography	5-6
Ticket Information	123
Top Performances, Against Colts	103-104
Game-Season-Career	105-106
Colt Longest	107
Colt 100-Yard Games	107
Trades, 1974-75	58
Training Camp	2

Front cover is an original painting by Jack Havey.

BALTIMORE COLTS' 1975 SCHEDULE (All times local)

PRESEASON

August 9	at Denver Broncos	8 p.m.
August 16	Atlanta Falcons at Lincoln, Neb.	2 p.m.
August 22	PITTSBURGH STEELERS	8 p.m.
August 30	at New Orleans Saints	8 p.m.
September 8	at Houston Oilers	8 p.m.
September 12	WASHINGTON REDSKINS	8 p.m.

REGULAR SEASON

September 21	at Chicago Bears	1 p.m.
September 28	OAKLAND RAIDERS	2 p.m.
October 5	at Los Angeles Rams	1 p.m.
October 12	BUFFALO BILLS	2 p.m.
October 19	at New England Patriots	1 p.m.
October 26	at New York Jets	1 p.m.
November 2	CLEVELAND BROWNS	2 p.m.
November 9	at Buffalo Bills	1 p.m.
November 16	NEW YORK JETS (Alumni Day)	2 p.m.
November 23	at Miami Dolphins	1 p.m.
November 30	KANSAS CITY CHIEFS	2 p.m.
December 7	at New York Giants	1 p.m.
December 14	MIAMI DOLPHINS	2 p.m.
December 21	NEW ENGLAND PATRIOTS	2 p.m.

TRAINING CAMP SCRIMMAGES

July 26	COLT-FAMILY NITE (vs. Redskins)	7 p.m.
August 2	Philadelphia Eagles at Chester, Pa.	2 p.m.

COLTS TRAIN AT GOUCHER COLLEGE

The Baltimore Colts will conduct their 1975 summer training camp at Goucher College in suburban Baltimore. Rookies and free agents will report July 12, followed by the veterans July 19.

RADIO-TV COVERAGE

All of the Colts' 1975 games—both preseason and regular season—will be broadcast over the Colts radio network. WCBM Radio in Baltimore serves as the flagship station.

Three preseason games—Denver, Atlanta and New Orleans—will be televised live by WJZ Television in Baltimore. WJZ also will carry the Colts home preseason game with Washington on a delayed basis.

WBAL Television, as the National Broadcasting Company affiliate in Baltimore, will televise all of the Colts' regular season road games.

BALTIMORE COLTS ORGANIZATION

FRONT OFFICE

ROBERT IRSAY	President and Treasurer
JOSEPH H. THOMAS	Executive Vice President and General Manager
HARRIET IRSAY	Vice President
MICHAEL W. CHERNOFF	Secretary
BARRY JONES	Publicity Director
LENNY MOORE	Promotions Director
FRED SCHUBACH	Player Personnel Director
DICK SZYMANSKI	Director of Pro Personnel
EDGAR ROSENBLOOM	Business Manager
JOSEPH CAUSIN	Controller
LARRY THOMAS	Administrative Assistant
FRANK BARTOS	Ticket Manager
MIKE McVEAN	Equipment Manager
CAROL MARTIN	Assistant Ticket Manager
MILT DAVIS	Player Personnel Assistant
ARTHUR EICH	Cinematographer
LOU ENGLE	Assistant in Public Relations

COACHING STAFF

TED MARCHIBRODA	Head Coach
MAXIE BAUGHAN	Defensive Coordinator, Linebackers
GEORGE BOUTSELIS	Special Teams
WHITEY DOVELL	Offensive Line
FRANK LAUTERBUR	Defensive Secondary
PETE McCULLEY	Receivers
JERRY SMITH	Defensive Line

MEDICAL STAFF

ED BLOCK	Head Trainer
MIKE O'SHEA	Assistant Trainer
DR. E. J. McDONNELL	Team Physician
DR. NORMAN FREEMAN	Team Physician
DR. I. NORTON BROTMAN	Team Dentist

Bookkeeping—Rose Ducat, Head Bookkeeper; Mary Jane Henkelman, Assistant; Purchasing Agent—Lillian Henry; Secretarial—M. Haile Blatt, Public Relations; Carol Harlacker, Business; Maureen Kilcullen, Head Coach; Lois Kirtz, General Manager; Nancy Rosensweig, Personnel; Receptionist—Norma Cascio; Mail Clerk—Daniel Noble; Ticket Office Assistants—Izzy Bach, Don Felts, Gloria Hoffman and Diane Ramsey; Administrative Aide—Hurst Loudenslager.

BALTIMORE COLTS

Executive Plaza III
Hunt Valley, Maryland 21031
Telephone: 301-667-4400

COLTS TICKET OFFICE

Memorial Stadium
Baltimore, Maryland 21218
Telephone: 301-243-3611

ROBERT IRSAY President and Treasurer

Robert Irsay became the owner of the Baltimore Colts in one of the most extraordinary transactions in professional sports history. In 1972 Irsay purchased the Los Angeles Rams from the estate of the late Dan Reeves and shortly thereafter negotiated an exchange with Carroll Rosenbloom for the Baltimore Colts.

Extraordinary feats have become common in Irsay's career.

He grew up in the rugged "Bucktown" section of Chicago's north side and worked his way through school. While attending the University of Illinois he found time to compete in football and he says he was, "A fifth or sixth string quarterback." Shortly after earning his mechanical engineering degree, Irsay joined the U.S. Marine Corps in 1941, and served with the First and Fourth Divisions achieving the rank of Lieutenant. After his discharge in 1945 he was employed in the mechanical contracting business.

In 1951 he decided to start his own business, The Robert Irsay Company located in Skokie, Illinois.

"I really didn't have enough money to start a company," said Irsay, "but my wife loaned me the \$800 she had saved."

Twenty years later Irsay had built this \$800 investment into a multi-million dollar heating, ventilating and air conditioning company known and respected throughout the world.

The company has been retained in connection with Disney World, Detroit's Cobo Hall, Chicago's First National Bank Building, various nuclear power stations and a multitude of office, residential and industrial complexes.

In June of 1971, he sold his company to Zurn Industries, Inc., a New York Stock Exchange Company, while continuing in management.

An avid football fan, with George Halas of the Chicago Bears and William Bidwell of the St. Louis Cardinals among his best friends, he began investigating the possibility of entering professional football and ultimately became the owner of the Baltimore Colts.

Irsay has seen every Colts preseason and regular season game—home and away—since he purchased the team in 1972.

"Professional football is one of the most exciting things in my life," Irsay says. Among his other interests are a love of water sports and golf.

He is active in business and civic affairs, and under his guidance the Colts have participated in various charitable activities, including sponsoring the annual Buddies, Inc. Colt-Nite game.

Irsay serves on the Board of Directors of an Eye Research Institute and the Michigan Avenue National Bank of Chicago and raises funds for the Stritch School of Medicine, Loyola University, Chicago.

Ownership of the Colts is not Irsay's first involvement in professional sports. He also was an original partner in the Montreal Expos baseball franchise in 1968.

Irsay has a townhouse in Baltimore and homes in Illinois and Florida.

Irsay was born March 5, 1923. He and his wife, Harriet, are the parents of two sons—Tom (20) and Jimmy (15).



JOE THOMAS Vice President and General Manager

In three years, Joe Thomas has rebuilt the Baltimore Colts from an aging, failing team, into one of the National Football League's youngest, rising future contenders.

Thirty-five of the Colts, 24 of which are 26 years old or younger, have been brought to Baltimore since Thomas was named Vice President and General Manager by owner Robert Irsay in July 1972. Only five are 30 or over.

Thomas has used trades and the draft equally in revamping the Colts.

A master trader, Thomas consummated what Peter Bonventre of *Newsweek* called "one of the most devastating gambits" of the 1975 draft by trading the first pick in the draft to Atlanta for the Falcons' first round choice—the third overall—and All-Pro tackle George Kunz. He then selected North Carolina guard Ken Huff, rated the top collegiate lineman in the nation, with the newly acquired third pick.

Thus, Thomas, by switching draft positions with Atlanta, had secured two projected starters for the Colts' oft-maligned offensive line. In April he added additional potential strength by signing tackle Ed George, a five-year veteran from Montreal of the Canadian Football League. Thomas gave Pittsburgh an undisclosed 1976 draft choice for the NFL rights to George, who was voted the outstanding offensive lineman in the CFL in 1974.

"Thomas's shrewd wheeling and dealing is matched by his uncanny sense of player potential," continued Bonventre in *Newsweek*.

Thirteen players selected in the 1974 draft are still with the Colts, including four—Roger Carr, Fred Cook, John Dutton and Freddie Scott—who were starters at the close of the season. From the 1973 draft, 10 choices remain, six of which were starters in 1974.

Thomas's judgement of player talent is based on years of experience as a player and coach prior to moving into the front office of professional football, where he helped build successful teams in Minnesota and Miami.

"The building order is this," he says. "First, the draft. You must do your best job there. Two, trades and three, free agents and claims."

Some examples of Thomas's building:

—Paul Warfield, Larry Csonka, Bob Griese, Larry Little, Mercury Morris, Manny Fernandez, Bill Stanfill, Jake Scott and Dick Anderson of the Dolphins.

—Fran Tarkenton, Carl Eller, Jim Marshall, Gary Larsen, Bill Brown, Dave Osborn, Roy Winston and Mike Tinglehoff of the Vikings.

—much of the Colts' 1955 draft, particularly the selection of Alan Ameche in the first round.

—the young Colts, including Bert Jones, Joe Ehrmann, All-Pro Raymond Chester, Tom MacLeod, Bill Olds, Marty Domres, Carr, 1974 all-rookie selections Cook and Dutton, Scott, Kunz, Huff and George.

Thomas, who was a Colts' assistant coach in 1954, was the first person hired by the Miami Dolphins in the summer of 1965. As player personnel director, he built a team that in the first nine years of its existence has won two Super Bowls, three American Conference championships, four divisional titles and become the first NFL team to compile a 17-0 season.

Thomas also was the first person hired by the expansion Minnesota Vikings in 1960. Twenty-one of the 22 Dolphin starters in Super Bowl VIII



THOMAS continued

were acquired by Thomas along with several of the Vikings in that game (both starting quarterbacks—Bob Griese and Fran Tarkenton) and most of the Minnesota players in Super Bowl IV.

Thomas was an end at Ohio Northern, where he also played basketball. Following graduation in 1943, Thomas served in the Navy, including training and playing at Bainbridge and a tour at Great Lakes Naval Center, where he played football for Paul Brown.

Upon his service discharge he was named assistant coach at New Albany (Ind.) High School in 1946. He moved to Rensselaer (Ind.) High School the following year as head coach and to DePauw University in 1948. There he served as an assistant football and basketball coach and head baseball coach.

In 1952, Thomas joined the staff at Indiana University as an assistant football and basketball coach. He helped Branch McCracken lead the Hoosiers to the 1953 NCAA basketball championship and also aided McCracken in writing his book, *Indiana Basketball*. Thomas earned a master's degree at Indiana and credits towards a doctorate.

Weeb Ewbank brought Thomas to Baltimore in 1954 as defensive line coach. He also assisted in the player personnel department. He moved to Los Angeles in 1955 and Toronto of the CFL in 1957, where he also worked with the defense.

He served as head coach of the Colts for the final 11 games of the 1974 season.

Thomas has been among the NFL leadership in pushing for rules changes and has been instrumental in several changes made during the past two years.

Born in Warren, O., on March 18, 1921, Thomas grew up in the rural areas of that city. He and his wife, Judi, are the parents of a five-year old daughter, Paige, and reside in Baltimore County.

Thomas is quite active in civic work and is Honorary Chairman of the Maryland Boy Scouts membership drive, State Chairman of the Maryland Epilepsy Foundation, and serves on the Board of Directors of the Maryland Special Olympics and the Board of Directors of Buddies, Inc., a foundation which raises funds for recreational areas and boys clubs for needy children in the Baltimore area.

Thomas is listed in *Who's Who*, *The National Register of Prominent Americans and International Notables*, and this year received an Alumni Citation from Ohio Northern University.

TED MARCHIBRODA

Head Coach

Ted Marchibroda's approach to football is basic and he will stress that concept in his first year as Head Coach of the Baltimore Colts.

"I believe in the basics," he says. "You win with blocking and tackling, with dedication and playing them one at a time. I'm a low-key coach who believes in sound, basic football and taking calculated risks, but not trying to be only a big-play club. I believe in execution, in balance, in consistency. And that is what we are going to need if the Colts are to win."

Marchibroda was named Head Coach of the Colts on February 15 of this year.

The 44-year old Marchibroda joins the Colts after serving nine consecutive years as offensive aid to George Allen with the Washington Redskins and Los Angeles Rams. The last four seasons he was offensive coordinator of the Redskins.

"It didn't matter which way I analyzed the situation. Ted Marchibroda's name kept surfacing as the top choice," says Joe Thomas. "He has directed the offense of a winning team for nine years and this past season Washington led the NFC in passing with over 2800 yards despite the fact their running game was burdened by injuries all year."

Marchibroda played three years in the National Football League as a quarterback for Pittsburgh and one with the Chicago Cardinals. He had been a pro assistant for 14 years.

Marchibroda was the first round draft choice of the Steelers in 1953, after quarterbacking at both St. Bonaventure College (1950-51) and the University of Detroit (1952). He transferred to Detroit for the 1952 season, when St. Bonaventure dropped football and was one of the nation's leading passers that season. He returned to St. Bonaventure in 1953 and graduated.

His career with the Steelers was interrupted following his rookie season (1953) by military service. He was discharged from the Army in time to resume action with Pittsburgh for the 1955 season.

In 1956, he was the second leading passer in the NFL, hitting 124 of 275 passes for 1585 yards and 12 touchdowns. Marchibroda concluded his playing career with the Chicago Cardinals in 1957.

In 1961, after four years in private business, Marchibroda began his professional coaching career as offensive backfield coach of the Redskins for Bill McPeak. He served with Washington through the 1965 season, after which he joined George Allen on the Los Angeles Rams' staff. Marchibroda came east with Allen in 1971 as offensive coordinator, when Allen was named head coach, general manager and vice president of the Redskins.

Marchibroda was born March 15, 1931 in Franklin, Pa. He is married to the former Henrietta Schlosser of Oil City, Pa., and they have four children.



ASSISTANT COACHES

MAXIE BAUGHAN, Defensive Coordinator and Linebacker Coach

Maxie Baughan, four times an All-Pro linebacker during his 13-year playing career, is beginning his first season with the Colts. Baughan retired as an active player in 1971 and spent the 1972 and 1973 seasons as assistant head coach and defensive coordinator at his alma mater, Georgia Tech. However, he came out of retirement last year to rejoin the Washington Redskins as a player-coach. The 36-year-old Alabama native was the second draft choice of the Philadelphia Eagles in 1960, after earning All-American honors at Georgia Tech, where he played center and linebacker. He gained All-Pro and Pro Bowl status and served as defensive captain of the Eagles. He was traded to the Los Angeles Rams in 1966 and gained the same honors there. Baughan played with the Redskins in 1971 before his coaching stint at Georgia Tech. He and his wife, Dianne, have three sons.



GEORGE BOUTSELIS, Special Teams Coach

George Boutselis is beginning his first year as an assistant in the NFL as the Colts' special teams coach. The 34-year-old graduate of North Carolina played quarterback for the Tar Heels. He remained at Carolina following his graduation in 1963 as a graduate assistant and later served as offensive (1964) and defensive backfield coach (1965-66). From 1967 to 1968 he was defensive backfield coach at the University of Cincinnati, before returning to the Atlantic Coast Conference as defensive coordinator at Maryland (1969-71). Boutselis coached the defensive line at Iowa State in 1972, was defensive coordinator at Virginia in 1973 and spent last season as defensive backfield coach of the Charlotte Hornets of the WFL. He is a native of Harrisburg, Pa., and is single.



WHITEY DOVELL, Offensive Line Coach

Whitey Dovell joins the Colts' staff as offensive line coach after three years with the Chicago Bears and five seasons with the Denver Broncos. Prior to entering the professional coaching ranks, Whitey served 15 years at the University of Maryland, his alma mater. He graduated in 1951 with a degree in Physical Education and remained at Maryland as freshman football coach. In 1955 he moved to the varsity, where he coached the offensive line, receivers, defensive line and linebackers during the next 12 years. The 48-year-old native of Newark, N.J., played offensive guard at Maryland for the late Jim Tatum. Dovell graduated in 1947 from Newark Central High School after interrupting his high school career to serve with the Seabees in World War II from 1944 to 1946. He and his wife, Claire, have three daughters.



FRANK LAUTERBUR, Defensive Secondary

Frank Lauterbur, one of the most successful collegiate coaches in the country from 1963 to 1970 at the University of Toledo, is in his second year with the Colts. He will coach the Colts secondary, after working with the linebackers last season. He was defensive line coach of the Colts in 1955 and 1956. As head coach at Toledo, Lauterbur won 23 straight games (the longest winning streak in college football at that time) and designed two straight perfect seasons—11-0 in 1969 and 12-0 in 1970. At the conclusion of both seasons his teams won the Tangerine Bowl.

He was the Mid-American Conference coach of the year three times and led his team to the highest national ranking in its history—12th in 1970. He comes to the Colts following three years as head coach at Iowa. Lauterbur, 49, is a native of Cincinnati but went to high school at the University of Detroit High School. He is a graduate of Mt. Union College in Alliance, O., and a Second World War veteran of the Marine Corps. Following his two years as line coach of the Colts, Lauterbur served on Earl Blaik's staff at West Point (1957-61) and the year before he became head coach and athletic director at Toledo as defensive coordinator at the University of Pittsburgh. Frank and his wife, Mary, have four children.



PETE McCULLEY, Receivers Coach

Pete McCulley is entering his third season with the Colts as receivers coach. A former quarterback at Louisiana Tech, McCulley coached receivers and quarterbacks at Navy from 1970 to 1972 before joining the Colts' staff. Following an All-Conference collegiate career, McCulley entered coaching with stints at Stephen F. Austin College, Houston and Baylor, in addition to Navy. During his seven years at Baylor, he coached quarterback Terry Southhall and receiver Larry Elkins, both school record holders. Pete and his wife, Nettie, have two children.



JERRY SMITH, Defensive Line Coach

Jerry Smith is entering his second season with the Colts. Jerry entered the professional coaching ranks in 1960, when he joined Lou Saban's Boston Patriots staff. He moved with Saban to Buffalo in 1962, where he helped the Bills to two American Football League titles and three divisional crowns. In 1969 he coached in New Orleans and rejoined Saban in 1970 in Denver. Smith was head coach of the Broncos for the last five games of the 1971 season after Saban resigned and won two of the five games. He coached at Houston (1972) and Cleveland (1973) before joining the Colts. Smith began his football career at Dayton Chaminade High School as a tight end and played collegiately at the University of Wisconsin. He played two years as a guard with the San Francisco 49'ers and following military duty played with San Francisco and Green Bay before beginning his coaching career at Dayton in 1959. Smith is 44 years old and he and his wife, Shirley, have five children.



THE PLAYER PERSONNEL DEPARTMENT

FRED SCHUBACH, Player Personnel Director

Fred Schubach, the man who has been with the Baltimore Colts for the longest period of time, is in his third year as Player Personnel Director.

Schubach joined the Colts in 1953 as equipment manager after working with his father, the Philadelphia Eagles equipment manager, for many years. In his early years with the Colts, Fred worked in the ticket department along with handling his duties as equipment manager. In 1967 then-personnel director Upton Bell asked Fred to join the personnel staff on a part-time basis while still continuing his other duties. In 1971 Fred became a full-time member of the personnel department.



Schubach spent some time in professional baseball as well. He played in the Philadelphia Athletics farm system as a catcher and later served as batting practice and bull pen catcher for the A's. He served in the Army Medical Corps during the Korean War and was stationed at the Osaka Army Hospital.

A master improviser of equipment, uniforms, and protective gear, Fred now uses his sharp judgment in the scouting and drafting areas. He and his wife Hazel live with their two sons—Fred, Jr. and Richard—in Lutherville, Md.

DICK SZYMANSKI, Director of Pro Personnel

Dick Szymanski is in his second year as the Colts Director of Pro Personnel. Sizzy had served as Assistant Personnel Director in 1973 after four years as a personnel assistant. Last year he also served as interim coach of the Colts offensive line. As a Colts' player, Dick earned Pro Bowl honors three times as a center and in addition recently was named to John Steadman's Baltimore News American All-Time Colt Team as a linebacker. He came to the Colts in 1955, played through the 1968 season, and was a member of three NFL championship teams. A number two draft choice from Notre Dame in 1955, Sizzy joined the Colts the same year that George Shaw, Alan Ameche, Raymond Berry and L. G. Dupre joined the club. Ameche and Szymanski were named to the Pro Bowl as rookies.



Dick now lives in Lutherville with his wife Patricia Ann and children Debra Ann and Michael Patrick.

MILT DAVIS, Personnel Assistant

An astute judge of player talent entering his seventh year as a personnel assistant is former All-Pro defensive halfback Milt Davis. Milt intercepted 27 passes during four seasons as a regular for the Colts and twice tied for the NFL lead in that department. He patrols the West Coast for the Colts while residing in Los Angeles with his wife Yvonne and children Allison, Brian and Hilary. Milt also teaches at Los Angeles Community College.



THE MEDICAL CORPS

ED BLOCK, Head Trainer

Dr. Edward Block, B.S., M.S., Ed. D., R.P.T., F.A.C.S.M., gained yet another honor last year—election to the Citizens Savings Athletic Trainers Hall of Fame. Starting his 22nd year as head trainer of the Colts, Ed brings more to his job than bandages and liniment—he's knowledgeable in sciences as diverse as physics and endocrinology and there's nobody more dedicated to the team. Previously a trainer and instructor in physical education at Washington University (St. Louis), his alma mater, and coach, physical education and social studies teacher at a St. Louis high school, he spent five years in the Army, serving as a tank officer during World War II until he was wounded and later became chief of physical training and corrective exercises at Army convalescent hospitals in France and Germany. He later taught at Brooklyn College and did rehabilitation work at New York hospitals. In May 1971 Ed received the first annual athletic award presented by William Patterson College (N.J.) for dedicated service and contributions to sports.



MIKE O'SHEA, Assistant Trainer

Mike O'Shea is in his third year as the assistant trainer of the Colts.

He served four years active duty in the Air Force as the assistant trainer at the Air Force Academy before joining the Colts. The 30-year old native of Brenham, Tex., received his undergraduate degree from the University of Texas and a master's in physical education from Kent State University. He served on the Texas athletic training staff as an undergraduate and was a graduate assistant trainer at Kent State.

Mike and his wife Annette have a son.



MIKE McVEAN, Equipment Manager

Mike McVean enters his fifth year as the Colts' equipment manager after eight years assisting in the Washington Redskins' locker room. His brother Tom is the equipment manager of the Redskins. Mike, 32, is a native of Arlington, Va., and graduated from Wakefield High School, where he was a 154-pound wrestler. McVean served three years in the Navy and was aboard the Coral Sea in Southeast Asia during the early stages of the Viet Nam War in 1963. Mike and his wife Audrey reside in Baltimore County.



COLTS' CORRALS

Perhaps the most unique fan group in professional sports are the Colts' Corrals. The Corrals are a group of associated fan clubs with a total membership in excess of 1800. They started as a single club, Corral #1, seventeen years ago. Since then, they have been continually expanding with Corrals 24 and 25 being chartered this year.

In addition to attending all the Colts' home games and many of the road contests, the Corrals are engaged in numerous activities which promote the Colts and football in the Maryland-Delaware area. They also are active in charity fund raising and for the past six years have conducted a Veterans Day program at one of the Colts' home games. The Corrals have participated in the enshrinement of three Colts—Gino Marchetti, 1972 and Jim Parker and Raymond Berry, 1973—into the Pro Football Hall of Fame and will be present at Lenny Moore's induction in August.

Probably the best known activities of the Corrals are their honoring Colts' coaches and players at their individual dinners each year and their annual convention in Ocean City, Maryland. The convention is the largest gathering of the membership.

The coordinating body of the Corrals is the Council, which meets monthly. Chairman of the Council for 1975 is Sam Cimino. He is assisted by Vice Chairman John Hoffman. Other officers are Ernie Fischer, treasurer; Hurst Loudenslager, secretary; and Bill Isaacson, sergeant at arms.

The presidents of the respective Corrals are: 1—Jean Luckabaugh; 2—James "Doc" Clay; 4—Richard Weber; 5—Bill Murray; 6—John "Bud" McCleary; 7—Sigmund Andrews (Hagerstown); 8—James Bates; 9—William Dease; 10—Bill Isaacson; 11—Alex Ilczuk (Salisbury); 12—Bill Reau (Thurmont); 14—Jim Gambacorta (New Castle, Del.); 15—Ross Brenner; 18—Charlie Blevins (Glen Burnie); 19—Ernie Fischer; 20—Harry Banahan (Aberdeen); 21—Roy Case; 22—Mrs. Dale Bupp; 23—Bill Carbo (Annapolis); 24—Joe Matthews; 25—George Taylor; 954—William Gardner (Maryland State Penitentiary).

THE BALTIMORE COLTS' MARCHING BAND

In recent years, the Baltimore Colts' Marching Band has taken on an increased role at all Colt home games. It is featured during four halftimes, performs a pre-game show before every game and provides all music during timeouts. In addition, the band will entertain at the Colts' two home pre-season games this summer.

The band was founded for the All-American Conference Colts in 1947. It was the first pro football band to have majorette and color guard units. This group of volunteer musicians stayed together in 1951 and 1952, when Baltimore had no franchise and played a major part in bringing pro football back to Baltimore in 1953. In 1954, the band added the first cheerleader unit in pro football.

Twice the band has donated items to the Professional Football Hall of Fame in Canton, Ohio. In 1966 the band presented its first bass drum to the Hall and in 1971 a number of items of Colts' Band memorabilia.

The band numbers 160, begins rehearsal in late spring and makes appearances at parades and special events. This year marked its 13th consecutive year as the "Official Band of the Preakness" at Pimlico Race Track. The band also performed at the National Football League championship games in 1958, 1959, 1964 and 1968.

The 1975 band staff includes Arthur H. Schmersal, Director; Richard E. DiStefano, Business Manager; Sam Orofino, Personnel Director; David B. Cook, Property Manager; Bonnie Peddicord, Choreographer and Head Majorette; Carol Nicholson, Assistant Choreographer; H. Erich Koch, Librarian; J. Danny O'Toole, Drill Instructor; Kitty McGinity, Photographer; Richard E. Otto, Drum Major; Richard I. Hill, Assistant Director; and John W. Ziemann, Publicity Director and Drum Captain.

THE QUARTERBACK CLUB

The Quarterback Club of Baltimore meets the Monday evening following each Colts home game. They view films and get a game report from a Colts player or coach. The club, founded in 1960, awards a \$2500 college scholarship to Maryland's Scholar-Athlete of the Year and co-sponsors with the National Football Foundation the annual Baltimore Scholar-Athlete banquet honoring the top student-football player from each high school in Baltimore and the surrounding counties.

Officers for the 1975 season are: Jack Kahl, president; Pat O'Malley, vice president; Roy Alonzo, treasurer; Jack Lawrence, secretary. Bob Watson is immediate past president.

1975 COLTS ITINERARY (All times local)

Saturday, August 9—8 p.m. at Denver Broncos

Stay at Writers' Manor, United Charter

Lv. Baltimore 4:30 p.m., August 8; Arr. Denver 6 p.m.

Lv. Denver 11:55 p.m. August 9; Arr. Baltimore 5 a.m.

Saturday, August 16—2 p.m. Atlanta Falcons at Lincoln, Nebraska

Stay at The Villager, United Charter

Lv. Baltimore 4:30 p.m. August 15; Arr. Lincoln 6:15 p.m.

Lv. Lincoln 6:30 p.m. August 16; Arr. Baltimore 10:15 p.m.

Saturday, August 30—8 p.m. at New Orleans Saints

Stay at Sheraton Inn—Airport, United Charter

Lv. Baltimore 4:30 August 29; Arr. New Orleans 6 p.m.

Lv. New Orleans 11:55 p.m. August 30; Arr. Baltimore 3:30 a.m.

Monday, September 8—8 p.m. at Houston Oilers

Stay at Marriott, United Charter

Lv. Baltimore 4:30 p.m. September 7; Arr. Houston 6:40 p.m.

Lv. Houston 11:55 p.m. September 8; Arr. Baltimore 4 a.m.

Sunday, September 21—1 p.m. at Chicago Bears

Stay at Water Tower Hyatt House, United Charter

Lv. Baltimore 3 p.m. September 20; Arr. Chicago 3:50 p.m.

Lv. Chicago 5:30 p.m. September 21; Arr. Baltimore 8 p.m.

Sunday, October 5—1 p.m. at Los Angeles Rams

Stay at the Hyatt Regency House, United Charter

Lv. Baltimore 3 p.m. October 3; Arr. Los Angeles 5:30 p.m.

Lv. Los Angeles 5:30 p.m. October 5; Arr. Baltimore 1 a.m.

Sunday, October 19—1 p.m. at New England Patriots

Stay at Ramada Inn-Seekonk, United Charter

Lv. Baltimore 3 p.m. October 18; Arr. Providence 4 p.m.

Lv. Providence 5:30 p.m. October 19; Arr. Baltimore 6:30 p.m.

Sunday, October 26—1 p.m. at New York Jets

Stay at Essex House, United Charter

Lv. Baltimore 3 p.m. October 25; Arr. New York 3:50 p.m.

Lv. New York 5 p.m. October 26; Arr. Baltimore 5:50 p.m.

Sunday, November 9—1 p.m. at Buffalo

Stay at Charter House, United Charter

Lv. Baltimore 3 p.m. November 8; Arr. Buffalo 4 p.m.

Lv. Buffalo 5:30 p.m. November 9; Arr. Baltimore 6:30 p.m.

Sunday, November 23—1 p.m. at Miami Dolphins

Stay at Sonesta Beach, United Charter

Lv. Baltimore 3 p.m. November 22; Arr. Miami 5:30 p.m.

Lv. Miami 5:30 p.m. November 23; Arr. Baltimore 8 p.m.

Sunday, December 7—1 p.m. at New York Giants

Stay at Essex House, United Charter

Lv. Baltimore 3 p.m. December 6; Arr. New York 3:50 p.m.

Lv. New York 5 p.m. December 7; Arr. Baltimore 5:50 p.m.

1974 GAME-BY-GAME

Sept. 15, 1974 **Three Rivers Stadium** **48,890**

PITTSBURGH 30, BALTIMORE 0—The Colts reached the Steelers' one-yard line with four minutes gone in the second quarter, and down just 3-0, but failed to score on three thrusts at the Pittsburgh line. Quarterback Joe Gilliam then drove the Steelers 99 yards in 13 plays for a score and added another before halftime for a 16-0 lead. Pittsburgh scored twice more on the ground to eventually win, 30-0. Marty Domres was replaced by Bert Jones after suffering bruised ribs in the first quarter. Lydell Mitchell carried nine times for 44 yards (4.9 average), as the Colts rushed for 118 yards.

Baltimore	0	0	0	0	0
Pittsburgh	3	13	7	7	-30

- Pitt—Gerela FG 31
- Pitt—Swann 54 pass from Gilliam (kick failed)
- Pitt—Lewis 4 pass from Gilliam (Gerela kick)
- Pitt—Harris 4 run (Gerela kick)
- Pitt—Fuqua 4 run (Gerela kick)

Sept. 22, 1974 **Memorial Stadium** **41,252**

GREEN BAY 20, BALTIMORE 13—A desperate Baltimore rally failed on the game's final play, when the Packers' Jim Hill intercepted a Bert Jones pass in the end zone to preserve a 20-13 Green Bay victory. Jones brought the Colts within striking distance with a seven-yard touchdown pass to Bill Olds with slightly more than five minutes to play, after entering the game in the fourth quarter. The Colts' final drive reached the Green Bay 14-yard line before Hill's interception. Olds rushed for 43 yards in seven carries and Lydell Mitchell gained 63 yards on 18 attempts to move into ninth place on the club's all-time rushing list.

Green Bay	3	10	7	0	-20
Baltimore	3	3	0	7	-13

- GB—Marcol FG 52
- Balt—Linhart FG 37
- GB—Lane 1 run (Marcol kick)
- GB—Marcol FG 39
- Balt—Linhart FG 23
- GB—Lane 13 run (Marcol kick)
- Balt—Olds 7 pass from Jones (Linhart kick)

Sept. 29, 1974 **Veterans Stadium** **66,052**

PHILADELPHIA 30, BALTIMORE 10—The Eagles scored twice in the third quarter to stretch a 13-3 lead to 27-3 in route to a 30-10 romp. Bert Jones entered the game in the fourth quarter and threw for 141 yards and the Colts' only touchdown, a 22-yarder to Glenn Doughty. Doughty totaled 73 yards on five catches. Lydell Mitchell (43) and Bill Olds (42) led the Baltimore ground game.

Baltimore	3	0	0	7	-10
Philadelphia	10	3	14	3	-30

- Phil—Sullivan 28 run (Dempsey kick)
- Phil—Dempsey FG 33
- Balt—Linhart FG 45
- Phil—Dempsey FG 38
- Phil—Lavender 37 pass interception (Dempsey kick)
- Phil—Sullivan 3 run (Dempsey kick)
- Balt—Doughty 22 pass from Jones (Linhart kick)
- Phil—Dempsey FG 42

Oct. 6, 1974

Schaefer Stadium

59,502

NEW ENGLAND 42, BALTIMORE 3—Jim Plunkett threw a 69-yard touchdown pass after just 1:07 of the first quarter to spark the Patriots to a 42-3 win over the Colts. Joe Thomas, in his first game as head coach, started Bert Jones at quarterback and the sophomore responded with 215 yards on 22 completions in 41 attempts. Rookie wide receiver Roger Carr saw his first action of the season (one catch for nine yards), while Freddie Scott, the team's other touted rookie receiver, had his best day with three receptions for 68 yards.

Baltimore	0	3	0	0	—	3
New England	14	7	14	7	—	42

NE—Rucker 69 pass from Plunkett (Smith kick)

NE—Stringley 23 run (Smith kick)

NE—Herron 5 run (Smith kick)

Balt—Linhart FG 27

NE—Cunningham 4 pass from Plunkett (Smith kick)

NE—Rucker 16 pass from Plunkett (Smith kick)

NE—Tarver 7 run (Smith kick)

Oct. 13, 1974

Memorial Stadium

42,089

BUFFALO 27, BALTIMORE 14—Buffalo erased a 7-3 second quarter Colts' lead with two late second quarter touchdowns and then held off the Colts in the second half for a 27-14 win. Baltimore cut the Bills' edge to 20-14, but a last ditch effort stalled on the Colts' 17-yard line with 1:44 left to play. The Bills punched in a final touchdown with 1:03 remaining.

Buffalo	0	17	0	10	—	27
Baltimore	0	7	7	0	—	14

Buff—Leypoldt FG 28

Balt—Jones 9 run (Linhart kick)

Buff—Craig 55 pass interception (Leypoldt kick)

Buff—Hill 47 pass from Ferguson (Leypoldt kick)

Balt—Mitchell 6 run (Linhart kick)

Buff—Leypoldt FG 33

Buff—Watkins 1 run (Leypoldt kick)

Oct. 20, 1974

Shea Stadium

60,622

BALTIMORE 35, N.Y. JETS 20—Lydell Mitchell rushed for a career high 156 yards on 40 carries, an NFL record, to lead the Colts to their first win of the season, a 35-20 romp over the New York Jets. Bert Jones hit on 11 of 17 pass attempts for 106 yards and a touchdown and rushed for two other scores and 92 yards. Overall, the offense totaled 355 net yards, while the Baltimore defense limited New York to 188 yards. The Colts struck for two quick touchdowns midway through the first half and stretched their lead at one point to 28-7.

Baltimore	7	14	0	14	—	35
N.Y. Jets	0	7	0	13	—	20

Balt—Jones 9 run (Linhart kick)

Balt—Speyrer 15 pass from Jones (Linhart kick)

NYJ—Owens fumble recovery in end zone (Howfield kick)

Balt—Orduna 2 run (Linhart kick)

Balt—Mitchell 1 run (Linhart kick)

NYJ—Knight 13 pass from Namath (Howfield kick)

Balt—Jones 32 run (Linhart kick)

NYJ—Barkum 7 pass from Namath (kick failed)

Oct. 27, 1974

Orange Bowl

75,709

MIAMI 17, BALTIMORE 7—The Dolphins rallied for a 17-7 win over the Colts by scoring twice in the last 20 minutes to overcome a 7-3 Baltimore lead. Don McCauley tossed an 11-yard halfback option pass to Glenn Doughty midway through the third quarter to put the Colts on top, 7-3. However, the veteran Dolphins drove 55 yards in six plays on their next possession to win the game. Don Nottingham scored the lead touchdown and Benny Malone the final TD late in the fourth quarter to stymie the Colts.

Baltimore	0	0	7	0	—	7
Miami	0	3	7	7	—	17

Mia—Yepremian FG 23

Balt—Doughty 11 pass from McCauley (Linhart kick)

Mia—Nottingham 2 run (Yepremian kick)

Mia—Malone 23 run (Yepremian kick)

Nov. 3, 1974

Memorial Stadium

40,037

CINCINNATI 24, BALTIMORE 14—The Colts were frustrated again as they fumbled the ball away in the final minutes, enabling Cincinnati to escape with a 24-14 win. The Colts trailed the Bengals, 17-14, were near midfield, and had all three of their second half timeouts remaining, when quarterback Marty Domres fumbled on fourth down and a foot to go. Seconds later Ken Anderson hit Isaac Curtis with a 45-yard touchdown bomb to assure the Colts of their seventh loss of the season. The Colts had rallied from a 17-0 deficit on two touchdowns by Lydell Mitchell to come within striking distance. The Colts suffered further damage, when quarterback Bert Jones dislocated his right shoulder on a 20-yard scamper in the third quarter. The injury kept him out of action for the next three weeks.

Cincinnati	0	17	0	7	—	24
Baltimore	0	0	7	7	—	14

- Cin—Curtis 77 pass from Anderson (Muhlmann kick)
- Cin—E. Johnson 27 pass from Anderson (Muhlmann kick)
- Cin—Muhlmann FG 18
- Balt—Mitchell 6 run (Linhart kick)
- Balt—Mitchell 1 run (Linhart kick)
- Cin—Curtis 45 pass from Anderson (Muhlmann kick)

Nov. 10, 1974

Memorial Stadium

37,959

DENVER 17, BALTIMORE 6—The Colts outgained the Broncos, 323 yards to 171 in total offense, but couldn't get the ball into the end zone and lost their third straight game, 17-6, to Denver. The Colts took the opening kickoff and drove to the Denver one-yard line, where a fourth down pass dropped incomplete in the end zone, giving Denver possession on their 20-yard line. Lydell Mitchell caught 11 passes, one short of the club record held by Raymond Berry; and Marty Domres threw for 211 yards on 19 completions in 43 attempts to pace the Colts offense.

Denver	7	7	3	0	—	17
Baltimore	0	3	3	0	—	6

- Den—Odoms 1 pass from Johnson (Turner kick)
- Balt—Linhart FG 21
- Den—Armstrong 37 run (Turner kick)
- Balt—Linhart FG 26
- Den—Turner FG 37

November 17, 1974

Atlanta Stadium

58,850

BALTIMORE 17, ATLANTA 7—Lydell Mitchell's 151 yards rushing and the Colts strong second-half defense helped Baltimore to a 17-7 win over Atlanta, the Colts' second victory of 1974. A 12-yard touchdown run by Marty Domres on the quarterback draw with 21 seconds remaining in the first half put the Colts on top to stay. The defense, led by a Mike Curtis interception and 12 tackles by Tom MacLeod, held the Falcons at bay in the second half, before Bill Olds clinched the win with a one-yard touchdown run four minutes from the end. Mitchell's 151 yards moved him into fifth place on the team's all-time rushing list with 1,787 yards.

Baltimore	0	10	0	7	—	17
Atlanta	0	7	0	0	—	7

- Balt—Linhart FG 37
- Atl—Stanback 23 run (Mike-Mayer kick)
- Balt—Domres 12 run (Linhart kick)
- Balt—Olds 1 run (Linhart kick)

Nov. 24, 1974

Memorial Stadium

38,971

NEW ENGLAND 27, BALTIMORE 17—Jim Plunkett connected on 17 of 26 attempts for 194 yards and a touchdown and ran for another to lead the Patriots to a 27-17 win over the Colts. The Patriots grabbed a 17-3 halftime lead and extended it to 27-10 before the Colts rallied. Marty Domres scored on a two-yard keeper with five minutes remaining to play to cut the lead to 27-17. Baltimore then held New England on downs and put the ball into play on its own 44-yard line following the Patriots' punt. An 18-yard pass to Raymond Chester and a 21-yard scramble by Domres brought the Colts to the New England five-yard line, but they were unable to convert the opportunity.

New England	0	17	0	10	—	27
Baltimore	0	3	7	7	—	17

NE—Tanner 2 pass from Plunkett (Smith kick)
 Balt—Linhart FG 25
 NE—Plunkett 1 run (Smith kick)
 NE—Smith FG 33
 Balt—Mitchell 31 run (Linhart kick)
 NE—Herron 1 run (Smith kick)
 NE—Smith FG 28
 Balt—Domres 2 run (Linhart kick)

Dec. 1, 1974 **Rich Stadium** **79,542**

BUFFALO 6, BALTIMORE 0—The Colts and Bills hitched up in a defensive struggle in windy, 20-degree weather, which Buffalo won on the strength of two John Leypoldt field goals, 6-0. Leypoldt connected on both of his kicks in the second quarter, the first traveling 20 yards and the second 31. Baltimore threw a scare into the Bills midway through the fourth quarter. Bert Jones, returning after three weeks inactivity because of a shoulder separation, hit rookie wide receiver Freddie Scott for 19 yards and Lydell Mitchell raced 23 yards on the next play to move the Colts down to the Buffalo eight-yard line. Two more carries by Mitchell reached the four, but the Buffalo defense held on the next two downs to avert an upset.

Baltimore	0	0	0	0	—	0
Buffalo	0	6	0	0	—	6

Buff—Leypoldt FG 20
 Buff—Leypoldt FG 31

Dec. 8, 1974 **Memorial Stadium** **43,553**

MIAMI 17, BALTIMORE 16—Another Baltimore rally fell short as the Miami Dolphins escaped with a 17-16 win over the frustrated Colts. Baltimore spotted the Dolphins a 14-3 halftime lead and trailed 17-6 before 10 fourth-quarter points closed the gap. Toni Linhart's successful conversion brought the Colts within one point of the Dolphins following a two-yard touchdown pass to Bill Olds from Bert Jones with 1:02 left to play. The Colts' Tony Bertuca then recovered Linhart's successful onside kick, but Baltimore was ruled offside on the play. Linhart's second try was recovered by the Dolphins and Miami ran out the clock to strap the Colts with their eleventh loss of the season.

Miami	7	7	3	0	—	17
Baltimore	0	3	3	10	—	16

Mia—Twilley 4 pass from Griese (Yepreman kick)
 Mia—Csonka 1 run (Yepreman kick)
 Balt—Linhart FG 26
 Mia—Yepreman FG 27
 Balt—Linhart FG 40
 Balt—Linhart FG 20
 Balt—Olds 2 pass from Jones (Linhart kick)

Dec. 15, 1974 **Memorial Stadium** **38,168**

N.Y. JETS 45, BALTIMORE 38—The Colts and Jets engaged in one of the most prolific offensive displays in the history of Memorial Stadium, racking up more than 840 yards in total offense and virtually trading scores at will. Bert Jones included an NFL record 17 consecutive completions in his 36 for 53 performance. All three totals are club records also. Lydell Mitchell nailed down the NFL pass receiving title with 13 receptions, breaking Raymond Berry's club record of 12 in a game, to give him a season total of 72, a league record for running backs. Jones totaled 385 yards and four touchdowns through the air, while Joe Namath completed 19 of 28 for 281 yards and two touchdowns.

N.Y. Jets	7	21	7	10	—	45
Baltimore	0	10	14	14	—	38

NYJ—Barkum 25 pass from Namath (Leahy kick)
 Balt—Mitchell 5 pass from Jones (Linhart kick)
 NYJ—Riggins 1 run (Leahy kick)
 NYJ—Riggins 2 run (Leahy kick)
 NYJ—Owens 29 pass interception (Leahy kick)
 Balt—Linhart FG 26
 Balt—Chester 9 pass from Jones (Linhart kick)
 NYJ—Caster 39 pass from Namath (Leahy kick)
 Balt—Mitchell 16 pass from Jones (Linhart kick)
 NYJ—Leahy FG 25
 NYJ—Adamle 3 run (Leahy kick)
 Balt—Jones 1 run (Linhart kick)
 Balt—McCauley 10 pass from Jones (Linhart kick)

BALTIMORE COLTS 1974 FINAL STATISTICS

TEAM STATISTICS

	Colts	Opponent
TOTAL FIRST DOWNS	244	237
By Rushing	110	120
By Passing	109	101
By Penalty	25	16
Third-Down Efficiency	98-222	87-198
TOTAL NET YARDS	3843	4126
Total Offensive Plays	924	849
Avg. Gain per Play	4.2	4.9
Avg. Gain per Game	274.1	294.7
NET YARDS RUSHING	1818	1961
Total Rushing Plays	450	516
Avg. Gain per Rush	4.0	3.8
Avg. Gain Rushing per Game	129.9	140.1
NET YARDS PASSING	2025	2165
Lost Attempting to Pass	49-399	21-183
Gross Yards Passing	2424	2348
Attempts/Completions	425/221	312/180
Percent Completed	52.0	57.7
Had Intercepted	24	10
Avg. Net Passing Per Game	144.6	154.6
PUNTS/AVERAGE	71/37.1	67/38.4
PUNT RETURNS/AVG.	42/6.0	46/9.0
KICKOFF RETURNS/AVG.	66/22.6	45/20.1
MISC. RETURNS/YARDS	1/12	0
INTERCEPTIONS/AVG. RET.	10/8.7	24/16.0
PENALTIES/YARDS	66/587	75/737
FUMBLES/BALL LOST	28/13	25/14
TOTAL POINTS	190	329
Avg. Points per Game	13.6	23.5
Touchdowns	22	40
By Rushing	13	20
By Passing	9	16
By Returns	0	4
Field Goals	12-19	17-27
Conversions	22-22	38-40

INDIVIDUAL STATISTICS

SCORING

	TDR	TDP	TDRt	FG	PAT	TP
Linhart	0	0	0	12-20	22-22	58
Mitchell	5	2	0	0	0	42
Jones	4	0	0	0	0	24
Olds	1	2	0	0	0	18
Domres	2	0	0	0	0	12
Doughty	0	2	0	0	0	12
Chester	0	1	0	0	0	6
McCauley	0	1	0	0	0	6
Orduna	1	0	0	0	0	6
Speyrer	0	1	0	0	0	6
COLTS						
TOTAL	13	9	0	12-20	22-22	190
Opp. Total	20	16	4	17-27	38-40	329

RUSHING

	Att.	Yds.	Avg.	LG	TD
Mitchell	214	757	3.5	31	5
Olds	129	475	3.7	34	1
Jones	39	279	7.2	39	4
Domres	22	145	6.6	21	2
McCauley	30	90	3.0	15	0
Doughty	7	51	7.3	17	0
Scott	2	12	6.0	9	0
Andrews	5	6	1.2	4	0
Orduna	2	3	1.5	2	1
COLTS TOTAL	450	1818	4.0	39	13
Opp. Total	516	1961	3.8	69	20

RECEIVING

	No.	Yds.	Avg.	LG	TD
Mitchell	72	544	7.6	24	2
Chester	37	461	12.5	45	1
Doughty	24	300	12.5	27	2
Carr	21	405	19.3	57	0
Olds	21	153	7.3	18	2
Scott	18	317	17.6	45	0
McCauley	17	112	6.6	14	1
Speyrer	9	110	12.2	27	1
Smith	1	14	14.0	14	0
Orduna	1	8	8.0	8	0
COLTS TOTAL	221	2424	11.0	57	9
Opp. Total	180	2348	13.0	77	16

PASSING

	Att.	Comp.	Yards	Pct.	TD
Jones	270	143	1610	53.0	8
Domres	153	77	803	50.3	0
McCauley	2	1	11	50.0	1
COLTS TOTAL	425	221	2424	52.0	9
Opp. Total	312	180	2348	57.7	16

	Pct. TD	LG	Int.	Lost Att.	Rating
Jones	3.0	57	12	36/328	62.8
Domres	0.0	44	12	13/71	33.4
McCauley	50.0	11	0	0/0	106.3
COLTS TOTAL	2.1	57	24	49/399	46.9
Opp. Total	5.1	77	10	21/183	85.2

INTERCEPTIONS

	No.	Yds.	Avg.	LG	TD
Curtis	3	24	8.0	11	0
Volk	2	0	0.0	0	0
White	1	40	40.0	40	0
Laird	1	15	15.0	15	0
Dickel	1	5	5.0	5	0
Oldham	1	3	3.0	3	0
Nettles	1	0	0.0	0	0
COLTS TOTAL	10	87	8.7	40	0
Opp. Total	24	384	16.0	55	3

PUNTING

	No.	Yds.	Avg.	LG	Blk.
Lee	71	2634	37.1	58	1
COLTS TOTAL	71	2634	37.1	58	1
Opp. Total	67	2575	38.4	59	0

PUNT RETURNS

	No.	FC	Yds.	Avg.	LG	TD
Berra	16	2	114	7.1	14	0
Rudnick	2	0	23	11.5	12	0
Scott	3	1	31	10.3	14	0
Speyrer	8	2	54	6.8	18	0
Laird	11	0	30	2.7	10	0
Volk	1	0	1	1.0	1	0
Bertuca	1	0	0	0.0	0	0
COLTS TOTAL	42	5	253	6.0	18	0
Opp. Total	46	6	413	9.0	66	0

KICKOFF RETURNS

	No.	Yds.	Avg.	LG	TD
Laird	19	499	26.3	55	0
Speyrer	22	539	24.5	44	0
Berra	13	259	19.9	54	0
Orduna	3	68	22.7	24	0
Scott	3	61	20.3	26	0
Andrews	1	18	18.0	18	0
McCauley	1	17	17.0	17	0
Mayo	2	23	11.5	14	0
Rudnick	1	5	5.0	5	0
Oldham	1	0	0.0	0	0
COLTS TOTAL	66	1489	22.6	55	0
Opp. Total	44	903	20.5	38	0

FIELD GOALS

	1-19	20-29	30-39	40-49	50
Linhart	0	8-8	2-5	2-6	0-1
Opp. Total	1-1	7-8	7-12	1-5	1-1

Linhart: (); (37, 23, 47); (45); (31, 27); (42); (37); (37); (); (21, 26); (37, 49); (48, 25); (52); (26, 40, 20); (26)

Opp.: (31); (52, 39); (20, 38, 42); (); (28, 29, 33, 35); (); (23, 42, 33); (33, 40, 18); (37); (45); (33, 28); (20, 31); (27); (30, 37, 43, 25)

DEFENSIVE STATISTICS

	Primary Tackles	Quarterback Sacks	Pass Knockdowns
Mike Curtis	101	2	9
Tom MacLeod	99	1	1
John Dutton	79	5	1
Bruce Laird	61	0	3½
Stan White	59	3	8
Joe Ehrmann	55	5	0
Ray Oldham	52	0	4
Fred Cook	51	2	1
Rick Volk	50	0	5½
Nelson Munsey	46	0	5
Dan Dickle	29	1	6
Jim Bailey	17	1	0
Doug Nettles	11	0	7
Mike Barnes	10	0	0
Steve Williams	10	0	0
Bill Windauer	7	1	0
Danny Rhodes	4	0	0

1974 RESULTS

Preseason (1-4)

COLTS	Opponent	Opp. Score	Site	Attendance
3	Detroit	6	Baltimore	6,792
37	Cleveland	3	Tampa	25,116
16	Chicago	20	Baltimore	29,987
7	Atlanta	23	Atlanta	39,668
6	Washington	7	Washington	29,704

Regular Season (2-12)

0	Pittsburgh	30	Pittsburgh	48,890
13	Green Bay	20	Baltimore	41,252
10	Philadelphia	30	Philadelphia	66,052
3	New England	42	Foxboro	59,502
14	Buffalo	27	Baltimore	42,089
35	N.Y. Jets	20	New York	60,622
7	Miami	17	Miami	75,709
14	Cincinnati	24	Baltimore	40,037
6	Denver	17	Baltimore	37,959
17	Atlanta	7	Atlanta	58,850
17	New England	27	Baltimore	38,971
0	Buffalo	6	Orchard Park	79,542
16	Miami	17	Baltimore	43,553
38	N.Y. Jets	45	Baltimore	38,168

SCORE BY QUARTERS

	1	2	3	4	Total
COLTS	13	56	48	73	190
Opponents	51	142	62	74	329

ATTENDANCE—REGULAR SEASON

Home: 282,029/40,290; Road: 449,167/64,167; Total: 731,196/52,228;
 Overall Attendance: 862,492/45,394.



Bill Olds

COLTS 1974 HIGH SPOTS

BEST INDIVIDUAL DAYS OF 1974

Rushing—156, Lydell Mitchell vs. N.Y. Jets (Oct. 20).
Passing—385, Bert Jones vs. N.Y. Jets (Dec. 15).
Receiving, Yardage—102, Raymond Chester vs. N.Y. Jets (Dec. 15).
Receiving, Receptions—13, Lydell Mitchell vs. N.Y. Jets (Dec. 15).

BEST TEAM DAYS OF 1974

Total Offense—455 vs. N.Y. Jets (Dec. 15).
Rushing—266 vs. N.Y. Jets (Oct. 20).
Passing—385 vs. N.Y. Jets (Dec. 15).
Scoring—38 vs. N.Y. Jets (Dec. 15).
Total Defense—171 vs. Denver (Nov. 10).
Rushing Defense—60 vs. N.Y. Jets (Oct. 20).
Passing Defense—46 vs. Buffalo (Dec. 1).
Scoring Defense—6 vs. Buffalo (Dec. 1).

LONGEST OF 1974

Run from Scrimmage—39, Bert Jones vs. N.Y. Jets (Oct. 20).
Pass Play—57, Roger Carr from Bert Jones vs. Miami (Dec. 8).
Kickoff Return—55, Bruce Laird vs. New England (Oct. 6).
Punt Return—18, Cotton Speyrer vs. Atlanta (Nov. 17).
Interception Return—40, Stan White vs. Miami (Dec. 8).
Field Goal—45, Toni Linhart vs. Philadelphia (Sept. 29).
Punt—58, David Lee vs. Philadelphia (Sept. 29).

COLT LASTS

LAST TIME:

Kickoff Return for TD: Cotton Speyrer vs. Buffalo, Nov. 25, 1973 (101 yards)
100 Yard Rushing Game: Lydell Mitchell vs. Atlanta, Nov. 17, 1974 (151 yards)
300 Yard Passing Game: Bert Jones vs. N.Y. Jets, Dec. 15, 1974 (385 yards, 36-53)
100 Yard Receiving Game: Raymond Chester vs. N.Y. Jets, Dec. 15, 1974 (102 yards, eight catches)
Three Touchdown Pass Day: Marty Domres vs. Buffalo, Dec. 3, 1972
Four Touchdown Pass Day: Bert Jones vs. N.Y. Jets, Dec. 15, 1974
Punt Return for Touchdown: Ron Gardin vs. Miami, Nov. 1, 1970 (80 yards)
Three Field Goal Day: Toni Linhart vs. Miami, Dec. 8, 1974
Three Touchdown Day: Tom Matte vs. Washington, Nov. 2, 1969
Three Interception Day: Jerry Logan vs. N.Y. Jets, Oct. 18, 1970
Punt Blocked for Touchdown: Ted Hendricks vs. Cleveland, Sept. 16, 1973 (2 yards)
Interception Returned for Touchdown: Stan White vs. Houston, Nov. 4, 1973 (19 yards)
Fumble Returned for Touchdown: Nelson Munsey vs. San Francisco, Nov. 12, 1972 (3 yards, Bulaich fumbled kickoff return)
Ted Hendricks vs. Los Angeles; Nov. 8, 1971 (31 yards; opponent fumble)



1974 COLTS MOST VALUABLE PLAYER

(Selected by Colt players for NEA)

Mike Curtis

THOMPSON-BAGLI COLTS' RADIO TEAM

Chuck Thompson and Vince Bagli will broadcast all the Colts' games in 1975 over the Colts' Radio Network, which is originated by WCBM in Baltimore.

Thompson, who came to Baltimore in the late forties to do the International League Orioles' and the All-American Conference Colts' games, has won practically every broadcasting honor. He has done World Series and National Football League post-season games nationally, on both radio and television.

Among his more memorable broadcasts is the 1958 Colts-Giants "sudden death" NFL championship game and Bill Mazeroski's World Series winning homerun for the Pittsburgh Pirates against the New York Yankees in 1960.

Bagli, the popular sports director of WBAL Television, is in his first year as the Colts' color commentator. He has been at WBAL for 12 years. Previously, he wrote sports for the Baltimore **News-American**. He also has worked at WBAL-FM, WWIN, WJZ-TV, WBMD, and WANN in Annapolis, where he began his broadcasting career. He has twice been named recipient of the National Sportscaster Award for Maryland.

WCBM and the Colts are in the first year of a new three-year contract. Metro Communications of Bethesda, Md., has joined with the Colts and WCBM in marketing the network.

1974 RUSHING GAME-BY-GAME

	Mitchell	Olds	Jones	Domres	McCauley	Doughty	Scott	Andrews	Orduna	Team Total
Pittsburgh	9-44	14-33	2-5		8-38			1-(-2)		34-118
Green Bay	18-63	7-43	1-19	1-4		2-4				29-133
Philadelphia	7-2	6-11	1-18	1-2	6-13			1-4		21-46
New England	3-7	13-50	6-21		1-3					24-85
Buffalo	20-81	18-70	2-9		2-1					42-161
N.Y. Jets	40-156		6-92		6-9	1-2		3-4	2-3	58-266
Miami	8-20	6-23	8-41			1-5				23-89
Cincinnati	16-47	6-15	4-28	4-30	2-16	1-17				33-153
Denver	19-38	14-56		4-32		1-12	1-9			39-147
Atlanta	33-151	18-64		4-30	3-7					58-252
New England	13-48	4-7		8-47	1-4	1-11				27-117
Buffalo	11-30	8-12	1-1				1-3			21-46
Miami	10-44	7-60	5-20		1-(-1)					23-123
N.Y. Jets	7-26	8-31	3-25							18-82
Totals	214-757	129-475	39-279	22-145	30-90	7-51	2-12	5-6	2-3	450-1818

BEST 1974 PERFORMANCE: 156 yards, Lydell Mitchell vs. N.Y. Jets, October 20, 1973 (40 attempts).

LONGEST 1974 RUN: 39 yards, Bert Jones vs. N.Y. Jets, October 20, 1973.

ALL-TIME BEST PERFORMANCE: 198 yards, Norm Bulaich vs. N.Y. Jets, September 19, 1972 (22 attempts).

ALL-TIME LONGEST RUN: 80 yards, Tom Matte vs. St. Louis Cardinals, October 12, 1964.

1974 RECEIVING GAME-BY-GAME

	Mitchell	Chester	Doughty	Carr	Olds	Scott	McCauley	Speyrer	Smith	Orduna	Team Totals
Pittsburgh	1-5	3-34	3-58		1-2		1-3				9/102
Green Bay	5-47	3-34	3-36		2-16	1-19	1-8				15/160
Philadelphia	5-43	4-38	5-73		6-42	1-7	4-38	2-20	1-14	1-8	29/283
New England	6-32	3-26	1-16	1-9		3-68	5-22	3-42			22/215
Buffalo	3-13	2-21		1-10							6/44
N.Y. Jets	2-6	1-6	3-34			1-17	1-9	3-34			11/106
Miami	3-18	1-6	1-11	1-17	1-4	1-28					8/84
Cincinnati	7-64	4-32	3-21	2-41	3-33						19/191
Denver	11-90	2-22		1-16	3-25	1-44		1-14			19/211
Atlanta	1-18	1-41	1-13	1-2							4/74
New England	5-51	2-25	2-16	2-87		5-33	2-7	5-219			18/219
Buffalo	3-20	2-57		2-33	1-5	3-55					11/170
Miami	7-55	1-17		4-99	1-2	1-7					14/180
N.Y. Jets	13-82	8-102	2-22	6-91	3-24	1-39	3-25				36/385
Totals	72-544	37-461	24-300	21-405	21-153	18-317	17-112	9-110	1-14	1-8	221/2424

BEST 1974 PERFORMANCE: 102 yards, Raymond Chester vs. N.Y. Jets, December 15, 1974 (8 receptions).

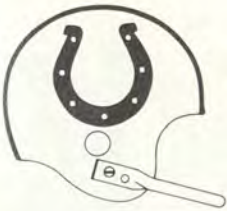
LONGEST 1974 RECEPTION: 57 yards, Roger Carr vs. Miami Dolphins, December 8, 1974.

ALL-TIME BEST PERFORMANCE: 224 yards, Raymond Berry vs. Washington Redskins, November 10, 1957 (12 receptions).

ALL-TIME LONGEST RECEPTION: 89 yards, John Mackey from John Unitas vs. Los Angeles Rams, October 30, 1966 (TD).

1974 PASSING GAME-BY-GAME

Game	Quarterback	Att.	Cmp.	Pct.	Yds.	TD	Long	Int.	Yds. Lost Att. Pass
Pittsburgh	Jones	17	8	47.1	100	0	27	2	6/54
	Domres	3	1	33.3	2	0	2	0	0/0
Green Bay	Jones	16	7	43.2	88	1	19	1	1/11
	Domres	20	8	40.0	72	0	14	3	0/0
Philadelphia	Jones	22	12	54.6	141	1	24	1	1/8
	Domres	26	17	65.4	142	0	18	1	3/14
New England	Jones	41	22	53.7	215	0	45	1	5/35
Buffalo	Jones	16	6	37.5	44	0	12	1	5/43
N.Y. Jets	Jones	17	11	64.7	106	1	17	0	2/17
	Jones	17	7	41.1	73	0	28	0	2/15
Miami	Domres	2	0	0.0	0	0	0	1	0/0
	McCauley	1	1	100.0	11	1	11	0	0/0
Cincinnati	Jones	18	9	50.0	108	0	31	1	2/26
	Domres	14	10	71.4	83	0	24	0	1/8
Denver	Domres	43	19	44.2	211	0	44	4	5/35
	Domres	11	4	36.4	74	0	41	1	0/0
New England	Domres	33	18	54.6	219	0	44	2	4/14
	McCauley	1	0	0.0	0	0	0	0	0/0
Buffalo	Jones	27	11	40.7	170	0	45	1	8/72
Miami	Jones	26	14	53.9	180	1	57	0	3/35
	Jones	53	36	67.9	385	4	39	4	1/12
N.Y. Jets	Domres	1	0	0.0	0	0	0	0	0/0
	Jones	270	143	53.0	1610	8	57	12	36/328
Totals	Domres	153	77	50.3	803	0	44	12	13/71



PLAYER SKETCHES

JOHN ANDREWS (88) 4 Yr. TE 6-3 227 Indiana
No. 5-'71 Age: 26

PRO: Was switched to fullback last season, but will return to tight end in '75... played in 14 games... carried five times for six yards... was reserve tight end in 1973 and caught one pass for one-yard touchdown against Houston... exhibited blocking strength which prompted position switch in final two games of '73 season—wins over Miami and New England—when injuries sidelined every Baltimore running back but Lydell Mitchell and Andrews had to be used as the up-back in the I formation... he learned most of his fullback plays on the sidelines during the first half of the Miami game, played the second as an effective blocker for Mitchell (104 yards) then started against New England at fullback and Lydell smashed for 142 yards... was also used during season in double-tight end alignment... was active for eight games in '73... Colts traded John to San Diego along with 1973 first round selection (Washington's) for Marty Domres in August of 1972 but re-signed him in winter of '73 after he was released by the Chargers... after drafting him fifth in 1971 John spent that season on Baltimore's taxi squad... caught three passes for 41 yards for Colts in '71 pre-season.



COLLEGE: Caught 65 passes for 685 yards in two seasons at Indiana... best year was in 1970 with 36 grabs for 417 yards... eighth best receiver in Indiana history at time of his graduation... played in '71 College All-Star Game against Colts.

PERSONAL: Born Nov. 2, 1948... worked for Colts Speakers Bureau this past off-season... single... lives in Cockeysville, Md.

MIKE BARNES (63) 3 Yr. DT 6-6 255 Miami (Fla.)
No. 2-'73 Age: 24

PRO: Played in 11 games in 1974... spent some time at defensive tackle... started second Jets game at left tackle... "Mike has a couple of years in the league now and could be ready to come into his own," says Head Coach Ted Marchibroda... started 12 of 14 games in his rookie season, 1973... recovered two fumbles and had four quarterback sacks... top game was 12 tackles and sack of Earl Morrall in Colts' win over Miami.



COLLEGE: Three-year starter at Miami (Fla.)... made 177 tackles... had 3.0 academic average majoring in art studies... some of his sketches and sculpture work have been exhibited... his 1971 play was limited by illness.

PERSONAL: Born Dec. 24, 1950 in Pittsburgh, Pa.... played high school football under former Colt George Radosevich... lives in Miami, Fla., where he is a tree surgeon in off-season... single.

TIM BERRA (84) 2 Yr. WR 5-11 185 Massachusetts
No. 17-'74 Age: 23

PRO: Used chiefly as a return specialist . . . had 16 punt returns for 114 yards and 7.1 average to lead team . . . returned 13 kickoffs for 259 yards, including a 54-yard scamper in first Jets game at Shea Stadium before father, Yogi Berra, manager of the New York Mets and baseball Hall of Famer . . . played in all 14 games.

COLLEGE: Played in North-South and American Bowl all-star games . . . totaled 62 catches for 930 yards and 13 touchdowns at Massachusetts as a senior . . . junior year caught 30 for 540 and three TDs.

PERSONAL: Born September 23, 1951 in Montclair, N.J. where he still resides . . . single.



TONY BERTUCA (51) 2 Yr. LB 6-2 225 Chico State
FA-'74 Age: 25

PRO: One of two free agents to make 1974 team . . . one of Colts top special teams players . . . hard hitter . . . returned interception 40 yards for touchdown in preseason game at Atlanta . . . played in 14 games . . . played three years for Lake County Rifles of the Central States Football League.

COLLEGE: Two-year starter at Chico State as defensive back . . . All-Far Western Conference pick in 1970 . . . also lettered two years in basketball . . . set school field goal record in 1970 of 59.8% . . . first attended Montana . . . graduated with degree in physical education and history.

PERSONAL: Born January 1, 1950 in Chicago . . . is cousin of NFL official Tony Sacco . . . single . . . lives in Chicago.



ROGER CARR (81) 2 Yr. WR 6-3 200 Louisiana Tech
No. 1a-'74 Age: 23

PRO: Had outstanding second half last season . . . led club in average per reception with 19.3 yards per catch . . . longest reception was 57-yarder against Miami . . . best days were four for 99 yards against the Dolphins and 6 for 91 in second Jets game . . . had 44-yarder in second New England game . . . missed most of training camp and first three games of regular season with muscle pulls . . . first action was one for nine performance at New England . . . started last eight games.

COLLEGE: Named to numerous All-America teams and played in East-West and Senior Bowl all-star games . . . career statistics included 114 catches for over 2700 yards and 19 touchdowns . . . all Southland Conference as a junior and senior and conference offensive MVP as a junior . . . Louisiana Tech won NCAA college division title his senior year.

PERSONAL: Born July 1, 1952 in Seminole, Okla., . . . married and resides in Cotton Valley, La., . . . worked with mentally retarded this past off-season.



~~~~~  
"Roger Carr and Freddie Scott are two of the finest young receivers in football."—Ted Marchibroda  
~~~~~

RAYMOND CHESTER (87) 6 Yr. TE 6-4 235 Morgan State
Trade—Oakland-'73 Age: 27

PRO: Had second best season of career in 1974 with 37 catches for 461 yards... third among tight ends in the AFC in receiving... best day was eight for 102 yards in second Jets' game... caught at least one pass in all 14 games in '74... caught 41-yarder to setup insurance TD in Colts win at Atlanta... longest reception was 45 yards at Buffalo... Colts traded Bubba Smith to Oakland Raiders for Chester on July 16, 1973... was first round draft choice of the Raiders in 1970... played in 1970, 1971 and 1972 Pro Bowls... winner of NEA's Bert Bell Award as rookie of the year in 1970... missed last two games of '73 with injured foot... caught 76-yard TD in final game against Denver, Oakland's longest 1971 play... caught passes in 30 straight games plus two post-season contests before streak was broken in third game of '73 season... now working on 14-game string... is 20th on current list of active AFC receivers... set Raider record for tight ends in 1970 with eight receptions for 110 yards against Washington... ninth leading receiver in AFC as rookie... career statistics include five rushing attempts for nine yards... has scored 24 touchdowns.



COLLEGE: Outstanding, versatile athlete who played four positions in three years at Morgan State... caught 45 passes for 1,137 yards and nine touchdowns in two years... Pittsburgh Courier All-American and unanimous All-Conference... played in Football Coaches Foundation Bowl twice... set Morgan State records for most receptions and yards... also won two track letters... physical education and therapy major.

PERSONAL: Born June 28, 1948 in Cambridge, Md... star at Douglas High School in Baltimore... lives in Oakland, Calif., with his wife Sharon and their two daughters.

CHESTER'S STATISTICS
PASS RECEIVING

	G	No.	Yds.	TD
1970 (Oakland)	14	42	556	7
1971 (Oakland)	14	28	442	7
1972 (Oakland)	13	34	576	8
1973	12	18	181	1
1974	14	37	461	1
Totals	67	159	2216	24

~~~~~  
 "Raymond Chester can do it all. As a blocker, he is sensational. That's right. I mean absolutely sensational. The best blocker at his position in the league."—Joe Thomas

**ELMER COLLETT (66) 9 Yr. G 6-4 240 San Francisco State**  
**Trade—San Francisco-'73 Age: 30**

**PRO:** Has started all 28 games as a Colt... had outstanding '74 season... has never missed a game, playing in 112 straight contests at San Francisco and Baltimore... acquired from 49ers on June 26, 1973... was selected as 14th round future choice in 1966 by San Francisco and joined the 49ers in '67... became a starter in his rookie season and played in 1969 Pro Bowl... lost starting job in 1970... recovered one fumble in 1970 and one in 1971.



**COLLEGE:** Lettered as a guard for four straight years at San Francisco State and captained the team as a senior... honorable mention All-America as a senior along with All-Pacific Coast and All-Conference honors.

**PERSONAL:** Born Nov. 7, 1944 in Oakland Calif., but was a high school athlete in Mill Valley... starred in football, baseball and wrestling... lives in Stinson Beach, Calif... active outdoorsman listing surfing, fishing, volleyball and weight lifting as hobbies... single.

**FRED COOK (72) 2 Yr. DE 6-3 235 Southern Mississippi  
No. 2-'74 Age: 23**

**PRO:** Had outstanding rookie season, starting all 14 games and being named to UPI All-Rookie team... had two quarterback sacks, one deflected pass, and two opponent fumble recoveries... credited with 51 primary tackles... teamed with rookie John Dutton to give the Colts the youngest set of defensive ends in the NFL... Colts second round draft choice in '74 from Southern Mississippi.



**COLLEGE:** Played in Blue-Gray, Senior Bowl, and North-South all-star games... named defensive MVP in Blue-Gray game... captained Southern Mississippi as a senior... was third team AP All-America and three times All-Southeastern Independent... three-year collegiate statistics: 263 tackles, 108 assists, and 45 quarterback sacks.

**PERSONAL:** Born April 15, 1952 in Pasagoula, Mississippi... worked in Southern Mississippi athletic department this past off-season... single.

~~~~~  
"You hear all that talk about tremendous size—you know, 6-8 and 260—but quickness and maneuverability and desire mean just as much."—Fred Cook

~~~~~  
**MIKE CURTIS (32) 11 Yr. LB 6-2 232 Duke  
No. 1-'65 Age: 31**

**PRO:** The leader of the Colt defense... captained team in '74... had best year overall of his career... led team in primary tackles (101), pass knockdowns (9), and interceptions (3)... had two quarterback sacks... played in fourth Pro Bowl game (1968, 1970, 1971 and 1974)... named Colts Most Valuable Player in voting by teammates conducted for NEA... named to several All-Pro teams... played in all 14 games... played seven games in '73 and missed seven because of a shoulder separation... started



first five games and shortly before halftime of fifth (at Buffalo) he suffered the separated shoulder... actually intercepted a pass the play after his injury but left the game at that point and didn't return until the final two games of the season, both of which he started and both of which the Colts won... despite playing half a season made 59 solo tackles and assisted in 21 more for a total of 80... made 77 individual tackles and had a total tackle involvement of 124 in 1972... made 13 solo stops twice in '72... named AFC Defensive Player of the Week by the Associated Press for play in first Buffalo game in '72... was selected MVP of Super Bowl V (16-13 victory over Dallas) by the New York Chapter of the Professional Football Writers of America... named outstanding defensive player in the AFC by the Kansas City 101 Club in 1970... made the clutch defensive play of Super Bowl V when he intercepted Craig Morton's late fourth quarter pass



setting up Jim O'Brien's 32-yard field goal which won the championship . . . Curtis has intercepted 17 passes the past four seasons . . . he was switched from outside linebacker (where he achieved All-Pro) to the middle midway through the 1969 season . . . the Colts responded by winning 30 of their next 40 games . . . he was used sparingly as a fullback in his rookie season . . . has seven career fumble recoveries.

**COLLEGE:** Fullback and linebacker at Duke . . . All-Atlantic Coast Conference . . . led Blue Devils in rushing in 1964 (497 yards on 121 carries for 4.1 average).

**PERSONAL:** Born March 27, 1943 in Rockville, Md. . . graduate of Richard Montgomery High School . . . married to the former Marty Boone (sister of former Colt Sam Ball's wife) with one son . . . the Curtis' live in Baltimore County . . . spent two months in Wyoming during off-season on his 3,000 acre cattle ranch.

### CURTIS' STATISTICS

#### INTERCEPTIONS

|        | G   | No.                                          | Yds. | Avg. | TD |
|--------|-----|----------------------------------------------|------|------|----|
| 1965   | 14  | Played as fullback—Six carries for one yard. |      |      |    |
| 1966   | 12  | 0                                            | 0    | —    | 0  |
| 1967   | 3   | 1                                            | 6    | 6.0  | 0  |
| 1968   | 14  | 2                                            | 38   | 19.0 | 1  |
| 1969   | 14  | 0                                            | 0    | —    | —  |
| 1970   | 14  | 5                                            | 50   | 10.0 | 0  |
| 1971   | 13  | 3                                            | 44   | 14.7 | 0  |
| 1972   | 14  | 4                                            | 74   | 18.5 | 1  |
| 1973   | 7   | 2                                            | 9    | 4.5  | 0  |
| 1974   | 14  | 3                                            | 24   | 8.0  | 0  |
| Totals | 119 | 20                                           | 245  | 12.3 | 2  |

~~~~~

"Mike Curtis is the best middle linebacker in football."—Joe Thomas

~~~~~

**DAN DICKEL (55) 2 Yr. LB 6-3 220 Iowa**  
**No. 7-'74 Age: 24**

**PRO:** Used in the four-linebacker alignment as a rookie and on special teams . . . played in all 14 games . . . had one interception, which he returned for five yards at New England . . . recovered opponent's fumbles at N.Y. Jets and at Miami . . . returned Dolphins' fumble 16 yards . . . credited with six pass knockdowns, 29 primary tackles, and a quarterback sack . . . returned pass interception 30 yards for TD in preseason game with Chicago.



**COLLEGE:** Played defensive line . . . was All-Big Ten . . . selected for American Bowl . . . led Iowa in sacks as a junior and senior . . . team co-captain as senior with 66 solo tackles and 28 assists.

**PERSONAL:** Born August 24, 1952 in Fort Riley, Kansas . . . he and his wife, Denise, reside in Kalona, Iowa . . . studied liberal arts at Iowa.

**MARTY DOMRES (14) 7 Yr. QB 6-4 222 Columbia**

**Trade—San Diego-'72 Age: 28**

**PRO:** Started six games, including win at Atlanta . . . other starts were Pittsburgh, Green Bay, Philadelphia, Denver and second New England game . . . played in all 14 games, quarterbacking in nine . . . is holder on field goal and PAT attempts . . . was four for 11 in Atlanta for 74 yards . . . scored winning TD with 21 seconds remaining in first half on 12-yard keeper up the middle . . . hit Raymond Chester for 41 yards to setup insurance TD . . . best statistical performance was 17 of 26 for 142 yards at Philadelphia . . . hampered by injured ribs much of season . . . scored two TDs rushing . . . started last nine games of the '73 season . . . took over starting job for sixth game (at Detroit) and beat the Lions 29-27 by hitting nine for 13 for 177 yards and a clutch 66-yard touchdown pass to Glenn Doughty in the third quarter, striking immediately after the Lions took their first lead of the game . . . had excellent performance (11-20—131, two TDs) in a snowstorm win over New England to conclude season . . . Marty was acquired by Baltimore Aug. 7, 1972 from San Diego for tight end John Andrews (who has since rejoined Colts) and the 1973 first round draft choice which was obtained by Baltimore from Washington in Roy Jefferson trade . . . first reported to club at Golden, Colo., training camp . . . saw initial Colt action in third pre-season game at Kansas City when Johnny Unitas was injured on first series . . . Domres guided Colts to a win that night at Arrowhead . . . started sixth game of the 1972 regular season against Jets at Shea and kept the job rest of the season, winning four of nine games as starting QB . . . he hit 19 of 34 passes for 253 yards and TD in that first start which ended in a 24-20 last-minute loss . . . his first win as a Colt QB was third start, Monday night at New England . . . threw 127 passes in 1972 until one was intercepted . . . led AFC in passing after ninth week of 1972 season . . . threw six touchdown passes in two weeks near end of '72 season—three against New England and three against Buffalo—both Baltimore wins . . . finished sixth in passing in AFC in '72 . . . played in four games for San Diego in 1971 . . . was seven for 12 for 97 yards, a touchdown and three interceptions . . . in 1970 he played in seven games, started two and hit an 80-yard TD pass to tie Houston . . . he was San Diego's No. 1 draft choice in 1969, the 11th player selected by the NFL . . . had very successful good will tour of U.S. Forces in Asia winter of 1973.



**COLLEGE:** Set 15 Columbia records, 12 Ivy League and three ECAC . . . owns NCAA mark for most offensive plays in a career—1,133 . . . ranked third in the nation in total offense in 1968 with 2,404 yards.

**PERSONAL:** Born April 17, 1947 in Ithaca, N.Y. . . . graduated from Christian Brothers Academy in Syracuse . . . college major was anthropology . . . bachelor . . . works as salesman in off-season and resides in Glen Arm, Md.

### DOMRES' STATISTICS

#### PASSING

|             | G  | Att. | Comp. | Pct. | Yds. | Int. | TD | Long |
|-------------|----|------|-------|------|------|------|----|------|
| 1969        |    |      |       |      |      |      |    |      |
| (San Diego) | 10 | 112  | 47    | 42.0 | 631  | 10   | 2  | 55   |
| 1970        |    |      |       |      |      |      |    |      |
| (San Diego) | 7  | 55   | 28    | 50.9 | 491  | 4    | 2  | 80   |
| 1971        |    |      |       |      |      |      |    |      |
| (San Diego) | 4  | 12   | 7     | 58.3 | 97   | 3    | 1  | 25   |
| 1972        | 12 | 222  | 115   | 51.8 | 1392 | 6    | 11 | 62   |
| 1973        | 10 | 191  | 93    | 48.7 | 1153 | 13   | 9  | 66   |
| 1974        | 14 | 153  | 77    | 50.3 | 803  | 12   | 0  | 44   |
| Totals      | 57 | 745  | 367   | 49.3 | 4567 | 46   | 25 | 80   |

### RUSHING

| Year   | No. | Yds. | Avg. | TD |
|--------|-----|------|------|----|
| 1969   | 19  | 145  | 7.6  | 4  |
| 1970   | 14  | 39   | 2.8  | 0  |
| 1971   | 1   | 0    | 0.0  | 0  |
| 1972   | 30  | 137  | 4.6  | 1  |
| 1973   | 32  | 126  | 3.9  | 2  |
| 1974   | 22  | 145  | 6.6  | 2  |
| Totals | 118 | 592  | 5.0  | 9  |

**GLENN DOUGHTY (35) 4 Yr. WR 6-2 204 Michigan  
No. 2A-'72 Age:24**

**PRO:** Third leading receiver on team with 24 catches for 300 yards... top wide receiver in receptions... had TD catches of 22 yards from Bert Jones at Philadelphia and 11 from Don McCauley on halfback option pass at Miami... that score enabled Colts to take a 7-3 lead midway through the third quarter... played in 13 games, starting first 12 of season... totaled 73 yards on five receptions against the Eagles... ran reverse seven times for 51 yards... club's leading receiver with 26 catches for 584 yards



and four touchdowns in '73... his average yardage per catch—22.5—was second in the National Football League... TDs included 66-yarder against Lions in the third quarter seconds after Detroit had taken first lead of the game... Doughty's touchdown put Colts in front to stay... caught 54-yard touchdown pass from wide receiver Cotton Speyrer on razzle-dazzle play against Jets in New York, 40-yard score against Oakland and 23-yard touchdown pass from Bert Jones to give Colts 10-3 halftime advantage over the Jets in Memorial Stadium... caught five passes for 105 yards in that game and three for 109 yards against Detroit... ran the ball (reverses) 10 times for 96 yards including a 30-yard dash in second Buffalo game... caught only three passes for 31 yards and ran two reverses for 33 yards his rookie year but he wasn't on active roster until the fourth game and after that was bothered by minor but nagging injuries... caught all three passes in '72 Dallas game... was a slot back at Michigan and had to make transition to wide receiver, which is position Colts drafted him for... his first role as a wide receiver was as member of the College All-Star team summer of '72 and he won a starting job immediately.

**COLLEGE:** Played on two Rose Bowl teams at Michigan... had 1,464 career rushing yards... 518 yards in receiving... majored in physical education... Michigan Head Coach Bo Shembechler called Doughty, "Our best all around football player in 1971."

**PERSONAL:** High school All-American in Detroit... toured U.S. Forces in Vietnam summer of 1972... born Jan. 30, 1951 in Detroit... wife's name is Janice... managed and played for Colts' highly successful basketball team... lives in Baltimore.

### DOUGHTY'S STATISTICS

|        | RUSHING |      |      |      |    | RECEIVING |      |    |
|--------|---------|------|------|------|----|-----------|------|----|
|        | G       | Att. | Yds. | Avg. | TD | No.       | Yds. | TD |
| 1972   | 5       | 2    | 33   | 16.5 | 0  | 3         | 31   | 0  |
| 1973   | 14      | 10   | 96   | 9.6  | 0  | 26        | 584  | 4  |
| 1974   | 13      | 7    | 51   | 7.3  | 0  | 24        | 300  | 2  |
| Totals | 32      | 19   | 180  | 9.5  | 0  | 53        | 915  | 6  |

**JOHN DUTTON (78) 2 Yr. DE 6-6 260 Nebraska**

**No. 1-'74 Age: 24**

**PRO:** Had outstanding rookie season . . . named to the UPI and Pro Football Weekly All-Rookie teams . . . had 79 primary tackles, one pass knockdown and five QB sacks . . . recovered one fumble against Cincinnati . . . teamed with rookie Fred Cook to give the Colts the youngest set of defensive ends in the NFL . . . has tremendous lateral pursuit . . . was being double-teamed by midseason finished third in voting for AFC Rookie of the Year.



**COLLEGE:** Consensus All-America . . . played in Senior Bowl . . . Nebraska was in Cotton Bowl his senior year . . . All-Big Eight . . . had 61 tackles and nine quarterback sacks as a senior . . . made NCAA armed services tour of Europe in summer of 1973 . . . threw discus in track.

**PERSONAL:** Born February 6, 1951 at Rapid City, S.D. . . . business major at Nebraska . . . married in January . . . resides in Lincoln, Nebraska.

**JOE EHRMANN (76) 3 Yr. DT 6-5 260 Syracuse**

**No. 1A-'73 Age: 26**

**PRO:** Played "hurt" in '74 . . . had foot injury which hampered play, but saw action in 13 games, 12 as a starter . . . missed first New England game . . . made five quarterback sacks . . . totaled 55 primary tackles . . . played in 11 games in '73 starting nine of them . . . missed three games in middle of the season because of cracked kneecap but came right back from the injury and started six in a row . . . played in final two games but didn't start because of a back problem . . . made 61 tackles . . . Colts feel he has excellent future . . . was a starter from the first day of training camp.



**COLLEGE:** Starter 1969, 1970 and 1972 seasons at Syracuse . . . missed '71 because of knee injury in the spring of that year . . . first team UPI All-American . . . as a junior tossed quarterbacks for total of 61 yards in losses and made four fourth and goal tackles during season.

**PERSONAL:** Born March 29, 1949 in Buffalo, N.Y. . . . lives in Glen Arm, Md.



"Sacking the quarterback is a real high. It's like a big chocolate sundae."—Joe Ehrmann



**RANDY HALL (33) 2 Yr. S 6-3 185 Idaho**

**No. 13-'74 Age: 23**

**PRO:** Played in all 14 games . . . used mainly on special teams . . . made a number of tackles on kickoff and punting teams . . . will be moved from cornerback to safety this season . . . hard hitter.

**COLLEGE:** Standout at Idaho . . . returned interceptions for touchdowns as a sophomore and junior . . . timed in 9.8 for the 100.

**PERSONAL:** Born February 8, 1952 at Coulee Dam, Washington . . . former Ford Punt, Pass and Kick winner . . . he and his wife, Deloris, live in Genesee, Idaho.



**BERT JONES (7) 3 Yr. QB 6-3 205 LSU****No. 1-'73 Age: 23**

**PRO:** Became starting quarterback in fourth game of season at New England . . . missed three games (Denver, Atlanta, and second New England) after receiving separated shoulder following a 20-yard run against Cincinnati . . . set NFL record in season finale with the Jets when he completed 17 consecutive passes . . . totaled 36 completions in 53 attempts, both club records, for 385 yards and four touchdowns . . . he and his father, Dub, who played for Cleveland, are the only father-son combination in the NFL record book . . . Dub scored an NFL record six touchdowns against the Bears, November 25, 1951 . . . engineered Colts win at New York with 11 of 17 for 106 yards and one TD . . . scored game's first TD on nine-yard run and later added a 32-yard score . . . connected with Cotton Speyrer for second TD of game on 15-yard toss . . . third leading rusher on team with 279 yards on 39 carries for a 7.2 average . . . had 92 yards on six attempts in the win at New York . . . finished tenth in AFC pass ratings . . . hit 53% of passes (143-270) for 1610 yards and eight touchdowns . . . spent May in Baltimore working with Colts coaching staff . . . won starting quarterback job in '73 for season opener with two brilliant pre-season performances—11-15—93 yards and a TD against Detroit in Memphis and conducted two late drives, one to go ahead of the Lions and another to win the game . . . did it again in pre-season finale at Denver, hitting 12 of 19 passes for 130 yards and a touchdown, again with two drives and again to win the game . . . rookie pre-season figures—28-51—244, 2 TDs, 1 int. . . started first five games of regular season, threw his first NFL touchdown pass in opener at Cleveland (24-14 loss) 33 yards to Cotton Speyrer to tie the game 7-7 in the second quarter . . . hit 23-yard scoring pass to Glenn Doughty at the end of the first half the next week against the Jets in Baltimore to give Colts a 10-3 halftime lead . . . beat New Orleans for his only win, tossing a four-yard TD pass to Tom Mitchell . . . other score was 22 yards to Speyrer at New England . . . played briefly against Oakland and started second half at Miami with club down 27-0 . . . did not play in seven games, including last five . . . won starting job for College All Stars against Miami last July and was 9-17—79 yards in 14-3 Dolphin victory.



**COLLEGE:** Near unanimous All-American at LSU . . . The Sporting News' Player of the Year . . . Cleveland Touchdown Club Offensive Player of the Year . . . set 20 LSU records, tied another . . . LSU Most Valuable Player his senior year . . . was Associated Press Southeastern Conference Back of the Week three times . . . threw 14 TD passes his senior year, 28 for his career along with career accuracy of 52.6 percent and 3,255 passing yards . . . also ran for eight touchdowns.

**PERSONAL:** Born Sept. 7, 1951 in Ruston, La. . . son of Dub Jones, former Cleveland Browns star receiver . . . makes his home in Ruston, where he is in business . . . hobbies include flying, scuba diving, hunting, fishing, and skiing . . . made promotional appearances for Colts in off-season . . . former Ford Punt, Pass and Kick winner . . . single.

~~~~~  
 "I wouldn't trade Bert Jones for any quarterback in football."—Joe Thomas
 ~~~~~

**JONES' STATISTICS****PASSING**

|        | G  | Att. | Comp. | Pct. | Yds. | Int. | TD | Long |
|--------|----|------|-------|------|------|------|----|------|
| 1973   | 8  | 108  | 43    | 39.8 | 539  | 12   | 4  | 51   |
| 1974   | 11 | 270  | 143   | 53.0 | 1610 | 12   | 8  | 57   |
| Totals | 19 | 378  | 186   | 49.2 | 2149 | 24   | 12 | 57   |

**GEORGE KUNZ (75) 7 Yr. T 6-6 268 Notre Dame Trade-Atlanta-'75 Age: 28**

**PRO:** Acquired from Atlanta in exchange for the Colts' number one draft pick—the first in the entire draft—and sixth round choice... Colts also received Atlanta's first round pick—the third overall—where they selected Ken Huff... is slated to be starting right tackle... first round pick of Atlanta in 1969... All-Pro three years (1971, 72, 73) and played in Pro Bowl in 1970, 1972, 1973 and 1974... played in all 14 games every season of career, but 1970, when he played in nine.



**COLLEGE:** Consensus All-American his junior and senior years at Notre Dame... played in College All-Star, East-West, Coaches' All-American, and Hula Bowl games... graduated cum laude with a 3.40 grade point average in communications.

**PERSONAL:** Born July 5, 1947 in Ft. Sheridan, Illinois... married to former Mary Sue Harris... raises Appaloosa horses... now lives in Scottsdale, Arizona.

**BRUCE LAIRD (40) 4 Yr. S 6-0 185 American International No. 6-'72 Age: 25**

**PRO:** Colts leading kickoff return man with 26.3 average... ranked fourth in AFC and eighth in league... had long in '74 of 55 yards... was switched to safety last season and made one interception of 15 yards against the Jets at Shea Stadium... credited with 3½ pass knock-downs... had 61 primary tackles from safety position... also used as punt returner... had 11 returns for 30 yards... started all 14 games at strong safety... had one fumble recovery... started first six games at left cornerback in '73... returned kickoff 51 yards at Cleveland but didn't have the kind of return year he did in 1972 when he won the AFC kickoff return championship with 29 for 843 yards (29.1 average)... his longest that season was 73 yards against New England... also returned 34 punts for 303 yards (8.9) with a long of 42 and finished seventh in AFC... played in Pro Bowl his rookie year as a return specialist after Mercury Morris of Miami scratched because of an injury... started last game of rookie year at left corner and made four solo tackles, recovered a fumble and intercepted pass which he returned 31 yards... made 32 tackles in '73 and 34 in '72 when he was club's special teams' leader... in addition to his 73-yard kickoff return in '72 he ran back others for 55, 49, 41, 34 and 31 yards (twice)... "He's a hitter and a competitor," says Vice President and General Manager Joe Thomas, "and the kind of player whose enthusiasm on a football team is contagious."



**COLLEGE:** Little All-America running back as a senior at American International College in Springfield, Mass... All-East and All-New England... junior year he was a two-way player and made second team Little All-America as a safety... picked All-New England on both offense and defense as a junior... set two New England records—single season rushing (1,402 yards, 4.9 average) and career punting (40.2 average)... rushed for 308 yards in a game against Norwich his senior year... history major.

**PERSONAL:** Born May 23, 1950 in Scituate, Mass... wife's name is Leandra... spent off-season in Maine refurbishing a 100-year old farmhouse.

### LAIRD'S STATISTICS

|        | KICKOFF RETURNS |     |      |      |       | PUNT RETURNS |      |      |      |  |
|--------|-----------------|-----|------|------|-------|--------------|------|------|------|--|
|        | G               | No. | Yds. | Avg. | Long. | No.          | Yds. | Avg. | Long |  |
| 1972   | 14              | 29  | 843  | 29.1 | 73    | 34           | 303  | 8.9  | 42   |  |
| 1973   | 12              | 24  | 547  | 22.8 | 51    | 15           | 72   | 4.8  | 13   |  |
| 1974   | 14              | 19  | 499  | 26.3 | 55    | 11           | 30   | 2.7  | 10   |  |
| Totals | 40              | 72  | 1889 | 26.2 | 73    | 60           | 405  | 6.8  | 42   |  |

~~~~~  
 "You're out there all by yourself. One mistake and it's a touchdown. At safety, even on man-on-man coverage, you have some help, but not on the corner."—Bruce Laird
 ~~~~~

**DAVID LEE (49) 10 Yr. P 6-4 230 Louisiana Tech Trade-Cleveland-'66 Age: 31**

**PRO:** Punted 71 times for 2634 yards and a 37.1 average . . . had long of 58 yards at Philadelphia . . . one punt was blocked and recovered for a touchdown by the Jets at Shea Stadium . . . has played in 98 straight games . . . holds all of Colt career punting records, including longest punt in club history of 76 yards (Oct. 17, 1971 against New York Giants in Yankee Stadium), best season average of 45.6 in 1966 (led NFL), best career average of 41.8, most punts in a career—519 . . . also led the league in 1969 with 45.3 average . . . The Sporting News selected him as the best punter in the AFC in 1970 even though he did not lead the league in average . . . signed as a free agent by Cleveland in 1965 . . . served that season on taxi squad . . . traded to Colts for draft choice in '66.



**COLLEGE:** Was star receiver in conference at Louisiana Tech . . . also lettered in baseball and track.

**PERSONAL:** Born Nov. 8, 1943 in Shreveport, La., where he lives with his wife Sandra and their two children . . . works in bank administration in off-season . . . graduate of Minden (La.) High School.

### LEE'S STATISTICS

#### PUNTING

|        | G   | No. | Avg. | Long |
|--------|-----|-----|------|------|
| 1966*  | 14  | 49  | 45.6 | 64   |
| 1967   | 13  | 49  | 42.4 | 68   |
| 1968   | 14  | 49  | 39.4 | 59   |
| 1969*  | 14  | 57  | 45.2 | 66   |
| 1970   | 14  | 63  | 44.7 | 62   |
| 1971   | 14  | 62  | 41.0 | 76   |
| 1972   | 14  | 57  | 42.1 | 60   |
| 1973   | 14  | 62  | 38.7 | 60   |
| 1974   | 14  | 71  | 37.1 | 58   |
| Totals | 125 | 519 | 41.8 | 76   |

\*Led NFL

~~~~~  
 "David Lee has been one of the outstanding punters in the NFL and there is no reason why he shouldn't continue to be. He does it all."—Ted Marchibroda
 ~~~~~

**TONI LINHART (2) 4 Yr. K 5-11 178 Austria Tech  
FA-'74 Age: 33**

**PRO:** Colts leading scorer in '74 with 58 points... was perfect on PATs hitting 22 of 22... was 12 for 20 in field goal attempts... deadly inside the 39, where he connected on 8 of 8... longest of season was 45 yards at Philadelphia... best day was against Miami at Memorial Stadium when he was successful on attempts from 26, 40 and 20 yards... signed by Joe Thomas in Europe following try-out... was originally signed by New Orleans as a free agent in 1972, but was released in '73... made five PATs and was 2 for 5 in FG attempts... played professional soccer in Europe.



**COLLEGE:** Attended Austria Tech... studied architecture... played soccer.

**PERSONAL:** Born April 24, 1942 in Vienna, Austria... married with one child... works in off-season as architect for Florida construction firm... lives in Ft. Pierce, Florida.

**TOM MacLEOD (52) 3 Yr. LB 6-3 230 Minnesota  
Trade-Green Bay-'74 Age: 24**

**PRO:** Had excellent season at left linebacker... was second on the team in primary tackles with 99 and was credited with one pass knockdown and a quarterback sack... was acquired in Ted Hendricks trade with Green Bay... immediately moved into a starting berth... started in all 14 games... recovered one fumble for three yards at Atlanta... started at left linebacker at Green Bay as a rookie from opening day on until injured in the season's tenth game against New England... played in 11 games total as a rookie... was Packer's Rookie of the Year... led team in tackles in his first pro game, won game ball in the second, and was named outstanding defensive player in fourth... third round pick in '73.



**COLLEGE:** Standout at Minnesota... started as a running back, was switched to defensive end as a sophomore and then to linebacker his junior year.

**PERSONAL:** Born January 10, 1951 in Proctor, Minnesota... wife, Faye, and he reside in Green Bay, Wisconsin in the off-season.

**RON MAYO (83) 3 Yr. TE 6-3 223 Morgan State  
Trade-Houston-'74 Age: 24**

**PRO:** Acquired from Houston for 10th round draft choice on September 12... played in nine games on specialty teams... returned two kick-offs for 23 yards... drafted in sixth round by Houston in 1973... played in 13 games for Oilers in '73 on special teams.



**COLLEGE:** Played behind Colts Raymond Chester at Morgan State as a sophomore... was second-team All-America as a senior... also place kicked.

**PERSONAL:** Born October 11, 1950 in Washington, D.C., where he still resides... played at Springarn High School... married this past off-season.



**DON McCAULEY (23) 5 Yr. RB 6-1 214 North Carolina No. 1-'71 Age: 26**

**PRO:** Used at both running back positions in '74... rushed for 90 yards on 30 carries... had 17 pass receptions for 112 yards and a touchdown and threw for a TD on halfback option play... hit Glenn Doughty for 11 yards against Miami at the Orange Bowl to put Colts into 7-3 lead midway through the third quarter... tried option one other time in second New England game, but was long... caught 10-yard TD pass from Bert Jones in second Jets game... rushed eight times for 38 yards against the Steelers... had five receptions for 22 yards in first New England game and was 4 for 38 against Philadelphia... played in 13 games... is eighth leading rusher in team history with 1525 yards... started 13 straight in '73 until shoulder injury kept him out of the final game of the season... club's second leading rusher with 514 yards on 144 carries and two touchdowns... was tied for second in receiving with 25 catches for 186 yards... had one 100-yard plus performance in '73—109 yards against New Orleans on 20 carries; the second time he has topped 100 yards in his career... he rushed for 112 on 26 carries in the second Jets' game of 1972... started the last 10 games of '72 season and gained 675 yards... also caught 30 passes for 256 yards... scored five TDs in '72, one on a 93-yard kickoff return in the first New York Jets game... was impressive when used his rookie season of '71 with 246 yards on 58 carries and two TDs... started AFC championship game against Miami in January 1972 because of injury to Tom Matte and gained 50 yards rushing and 24 more on two receptions... racked up 377 yards on 13 kickoff returns in '72, averaging 29 yards an attempt—one-tenth of a yard behind Bruce Laird who won the AFC title.



**COLLEGE:** Rushed for 1,720 yards his senior year to break O. J. Simpson's NCAA record for yardage in one season (1,709)... career stats—603 carries for 3,172 yards (9th all time NCAA when he graduated), 5.1 average, 35 touchdowns... he set 26 Atlantic Coast Conference and North Carolina records in addition to the four NCAA Marks.

**PERSONAL:** Born May 12, 1949 in Garden City, N.Y.... owns tavern in Chapel Hill, N.C., where he spends the off-season... single.

**McCAULEY'S STATISTICS**

**RUSHING                      RECEIVING**

|               | <b>G</b>  | <b>Att.</b> | <b>Yds.</b> | <b>Avg.</b> | <b>TD</b> | <b>No.</b> | <b>Yds.</b> | <b>TD</b> |
|---------------|-----------|-------------|-------------|-------------|-----------|------------|-------------|-----------|
| 1971          | 13        | 58          | 246         | 4.2         | 2         | 3          | 6           | 0         |
| 1972          | 14        | 178         | 675         | 3.8         | 2         | 30         | 256         | 2         |
| 1973          | 13        | 144         | 514         | 3.6         | 2         | 25         | 186         | 0         |
| 1974          | 13        | 30          | 90          | 3.0         | 0         | 17         | 112         | 1         |
| <b>Totals</b> | <b>53</b> | <b>390</b>  | <b>1525</b> | <b>3.9</b>  | <b>6</b>  | <b>75</b>  | <b>560</b>  | <b>3</b>  |

**KEN MENDENHALL (57) 5 Yr. C 6-3 235 Oklahoma Waivers-Houston-'71 Age: 27**

**PRO:** Started all 14 games in '74 and 13 in '73... missed 1973 New Orleans game because of illness... '73 was first season as starter... claimed from the Oilers on Aug. 5, 1971... he was activated the day of the '71 regular season opener and remained active the rest of that year and for every game in 1972... used mostly on special teams prior to '73... came to training camp in '73 and immediately won the starting job... drafted in the fifth round by Atlanta in 1970... signed by Houston as free agent after Falcons waived him that year.



**COLLEGE:** First team All-America selection by Time Magazine and Football News in 1969 . . . second team UPI All-America junior and senior years.

**PERSONAL:** Born Aug. 11, 1948 in Edmond, Okla., where he lives during the off-season . . . wife's name is Myrlane . . . one daughter, Melanie.

**LYDELL MITCHELL (26) 4 Yr. RB 5-11 204 Penn State No. 2B-'72 Age: 26**

**PRO:** Set two NFL records last season . . . rushed for NFL record 40 carries in first Jets game and had 72 receptions for season, most ever by a running back . . . had two 100-yard rushing days . . . gained 156 in Jets game at Shea Stadium and 151 at Atlanta; both Colt wins . . . 156 yards is fifth best single game performance in team history . . . wrapped up league receiving title with club record 13 catches against Jets in season finale, breaking Raymond Berry's record of 12 . . . had 11 catches for 90 yards against Denver . . . ranks fifth on Colt all-time rushing list with 1935 yards . . . had an extraordinary '73 season . . . didn't start the first three games and didn't play significantly until the third and still set the Colts' all-time one-season rushing record of 963 yards (surpassing Alan Ameche's 1955 figure of 961) and he did it with a thrilling 142-yard performance in the season finale—a snowstorm victory over New England . . . also broke Tom Matte's one-season rushing attempt mark (235) with 253 carries . . . won vote of his teammates as Newspaper Enterprise Association Most Valuable Player on club by wide margin . . . gained 133 yards on 22 carries (6.0 average) against New Orleans, day he won the starting job . . . rushed for 104 yards in 16-3 victory over Miami . . . in final two games, with three Colt running backs sidelined because of injuries and tight end John Andrews filling in at fullback in an emergency, Mitchell gained 104 and 142 yards respectively . . . this despite fact that Andrews' late insertion meant limited play selection . . . '73 saw first three 100-yard plus games of his pro career . . . his longest NFL run of 36 yards was in '73 finale against Patriots . . . also caught 17 passess for 113 yards . . . in 1972, his rookie year, he was placed on move list day of regular season opener after carrying ball 21 times in pre-season . . . activated Oct. 8 (day of San Diego game) and after making one catch against Dallas the following week was used on special teams until 10th game of the season at Cincinnati . . . on his first carry in the NFL against the Bengals he powered 11 yards for a late, go-ahead touchdown . . . next week against New England in Baltimore he got his first real playing time and rushed 14 times for 82 yards . . . following week he rushed for 45 on 10 carries and made seven catches for 69 yards . . . started the final game of the '72 season at Miami, rushing for 42 yards and catching four passes for 25.



**COLLEGE:** Unanimous All-American at Penn State . . . finished fifth in the Heisman Trophy voting in 1971 . . . set three NCAA records—174 points in one season, 29 TDs in one season, 26 TDs rushing in one season . . . set virtually every Penn State rushing record, including 2,934 yards rushing for a career and a one-year rushing total of 1,567 yards . . . carried 27 times for 146 yards against Texas in the 1972 Cotton Bowl and was named Offensive Player of the Game.

**PERSONAL:** Born May 30, 1949 in Salem, N.J. . . . scored 999 points in high school basketball career . . . was president of his high school junior and senior classes . . . worked for U.S. Department of Commerce this off-season . . . single . . . lives in Baltimore.

### MITCHELL'S STATISTICS

|        | RUSHING |      |      |      |    | RECEIVING |      |    |
|--------|---------|------|------|------|----|-----------|------|----|
|        | G       | Att. | Yds. | Avg. | TD | No.       | Yds. | TD |
| 1972   | 11      | 45   | 215  | 4.8  | 1  | 18        | 147  | 1  |
| 1973   | 14      | 253  | 963  | 3.8  | 2  | 17        | 113  | 0  |
| 1974   | 14      | 214  | 757  | 3.5  | 5  | 72        | 544  | 2  |
| Totals | 39      | 512  | 1935 | 3.8  | 8  | 107       | 804  | 3  |

**HERB MUL-KEY (28) 4 Yr. RB 6-0 190**  
**Trade—Washington-'75 Age: 25**

**PRO:** Acquired in trade from Washington on June 2 for 1977 fourth round draft choice... has outstanding speed and will be used primarily as a return specialist... missed nine games in 1974 because of shoulder separation... was first in the NFC and second in the league in 1973 in kickoff return yardage with 1,011 yards... was signed in 1972 following George Allen's second free agent tryout camp... was first to make club from the tryout camps... was not activated until the next to last game of the '72 season against Dallas... in that game he rushed for 60 yards on eight carries, had two receptions for 38 yards, and returned six kickoffs for 173 yards for a yardage total of 271 for the game... played in 1973 Pro Bowl game.



**PERSONAL:** Born November 15, 1949 in Atlanta, Georgia... attended high school in Atlanta... lives in Laurel, Maryland during the off-season and is in car sales.

### MUL-KEY'S STATISTICS

|        | KICKOFF RETURNS |     |      |      |      | PUNT RETURNS |      |      |      |
|--------|-----------------|-----|------|------|------|--------------|------|------|------|
|        | G               | No. | Yds. | Avg. | Long | No.          | Yds. | Avg. | Long |
| 1972   | 2               | 8   | 209  | 26.1 | 44   | None         |      |      |      |
| 1973   | 14              | 36  | 1011 | 28.1 | 97   | 11           | 103  | 9.4  | 27   |
| 1974   | 5               | 10  | 285  | 28.5 | 59   | 13           | 140  | 10.8 | 17   |
| Totals | 21              | 54  | 1505 | 27.9 | 97   | 24           | 243  | 10.1 | 27   |

~~~~~  
 "If I have one bad play during a game, I count the whole day bad."—Nelson Munsey

NELSON MUNSEY (31) 4 Yr. CB 6-1 185 Wyoming
FA-'72 Age: 27

PRO: Has not missed a start in two seasons at right corner... credited with five pass knock-downs and 46 primary tackles... crisp hitter... made 49 solo tackles in '73... got to Joe Namath in second Jets' game on blitz causing a fumble that Mike Barnes recovered... blocked a field goal in first New England game and recovered a fumble at Buffalo... has played in 36 straight games... signed as a free agent the winter of 1972 after he spent a season with the Norfolk Neptunes... was placed on the move list Sept. 17, 1972, day of regular season opener and activated for the sixth game of the season (at NY Jets)... started next week against Miami and the following week at New England... played in every game for the rest of the season but didn't start again until '73 opener... has one NFL touchdown—picked up Norm Bulaich's fumble on kickoff return in '72 San Francisco game and ran it three yards for a touchdown.



COLLEGE: Was defensive back at Wyoming.

PERSONAL: Born July 2, 1948 in Uniontown, Pa. . . he and his wife Vivien live in Baltimore where Nelson is in business in the off-season.

DAN NEAL (50) 3 Yr. C 6-4 240 Kentucky

No. 11-'73 Age: 26

PRO: Played in all 14 games . . . snapped on punts . . . excellent frame for growth . . . was on active roster and played on special teams for three straight games early in the season and for final two—total of five in '73 . . . spent other nine weeks on inactive list

COLLEGE: Two-year starter at Kentucky . . . offensive captain . . . played in '72 East-West game.

PERSONAL: Born Aug. 30, 1949 in Louisville, Ky. . . . played six positions in high school and was team MVP . . . also lettered in swimming, basketball and track . . . spent off-season in Louisville . . . single.



DENNIS NELSON (68) 6 Yr. T 6-5 260 Illinois State

No. 3-'69 Age: 29

PRO: Had solid season . . . will be moved to left tackle this season . . . has started last 28 games for Colts . . . accepted a lateral from Domres in '73 and rambled three yards with it against Lions . . . started every game in '72 until injury kept him out of season's final contest at Miami . . . hurt knee in third game at Buffalo in '72 and played San Diego's Deacon Jones effectively following week . . . played in every 1971 game and started last one, seeing action in 41 of last 42 games . . . had his best '71 game in 14-3 victory over Miami when Baltimore ground game was the difference . . . played in first five games of 1970 then placed on move list after he hurt both knees against Jets at Shea . . . reactivated on Nov. 30, 1970 but put back on move list before next game . . . spent 1969 season in military service.

COLLEGE: All-Conference selection as a senior on offense and defense after two years of playing defense exclusively.

PERSONAL: Born Feb. 2, 1946 in Kewanee, Ill. . . . Dennis and his wife, Justine, have two sons and live in Kewanee during the off-season.



DOUG NETTLES (30) 2 Yr. CB 6-0 177 Vanderbilt

No. 5-'74 Age: 24

PRO: Started first four games of season at left cornerback . . . played in 13 games . . . had interception against Green Bay . . . Ray Oldham replaced him at cornerback, but he will be moved back to safety and Nettles is projected as starter again . . . excellent speed . . . had two interceptions in preseason.

COLLEGE: Played in Blue-Gray and North-South games . . . led Southeastern Conference in kickoff returns (24.6) as a junior and was fifth nationally . . . history major.

PERSONAL: Born Aug. 13, 1951 in Panama City, Florida . . . lives in Houston, Texas with wife, Linda.



RAY OLDHAM (25) 3 Yr. S 6-0 200 Middle Tennessee State No. 8-'73 Age: 24

PRO: Was starter at left cornerback for final 10 games of 1974 season . . . will be moved back to safety this fall . . . made 52 tackles and had four pass knockdowns . . . intercepted pass for three-yard return against Buffalo in first meeting at Memorial Stadium . . . recovered fumble in second New England game . . . is a rugged, hard-hitting player . . . started the '73 season on the inactive list and was activated for fourth regular season game (at New England) . . . played on special teams initially but was given more playing time at safety and corner as the season progressed, eventually starting final two games of the season at safety . . . he made 18 tackles in final two games . . . intercepted two passes—one in second Buffalo game which set up field goal that gave Colts 17-10 lead and the other in win over New England on the Colt 15 . . . recovered onside kick in final minutes of Oakland game which gave the Colts the opportunity to score a TD, pulling them within 27-21 . . . one of the fans' most popular players because of his enthusiasm and hitting.



COLLEGE: Three-year starter at Middle Tennessee State . . . defensive leader . . . set school record for longest return of an interception (100 yards against University of Tennessee—Chattanooga) . . . intercepted 15 passes during career . . . defensive MVP.

PERSONAL: Born Feb. 23, 1951 in Gallatin, Tenn. . . . married in March 1974 . . . wife's name is Rhonda . . . lives in Chattanooga, Tenn., in off-season, where he is president of his own chemical company.

"I don't have to practice blocking too much. That's second nature to me, I've been doing it for so long. I was a blocker first and a runner second in college."—Bill Olds

BILL OLDS (38) 3 Yr. RB 6-1 230 Nebraska No. 3-'73 Age: 24

PRO: Second leading rusher with 475 yards on 129 carries and one touchdown . . . starter for 13 games . . . missed Jets game at Shea because of foot injury . . . hard driving runner with good speed . . . had 21 pass receptions for 153 yards and two TDs . . . had 70 yards on 18 rushes in first Buffalo meeting . . . gained 64 against Atlanta and 60 in Miami game at Memorial Stadium . . . scored insurance TD in Atlanta win . . . caught three passes for 33 yards against Cincinnati, 3 for 25 vs. Denver and 3 for 24 in second Jets game . . . played mostly on special teams in '73 until the final two games of the season . . . rushed for 50 yards on 11 carries in first half of 16-3 victory over Miami before bruised ribs sidelined him . . . his clutch, punishing yardage in that game was a key trigger in Colts' upset victory . . . smashed into the end zone from the two to give Colts 10-0 lead . . . still bothered by rib bruise he gained 30 yards in six carries the following week against New England, the final game of the season . . . scored TD in first Buffalo game and carried another time in that contest for 13 yards . . . played in every game but the second Buffalo game.



COLLEGE: Starting fullback at Nebraska junior and senior years . . . carried 75 times junior year for 541 yards (7.1 average) and his senior season rushed 62 times for 368 yards and two touchdowns . . . career—150 carries for 955 yards (6.6 average).

PERSONAL: Born Feb. 21, 1951 in Kansas City, Kansas . . . lives in Baltimore.

OLDS' STATISTICS

	RUSHING					RECEIVING		
	G	Att.	Yds.	Avg.	TD	No.	Yds.	TD
1973	13	26	100	3.8	2	2	- 4	0
1974	13	129	475	3.7	1	21	153	2
Totals	26	155	575	3.7	3	23	149	2

JOE ORDUNA (37) 4 Yr. RB 6-0 195 Nebraska
Trade-N.Y. Giants-'74 Age: 26

PRO: Used mostly on special teams, playing in all 14 games... carried two times for three yards, including two-yard TD at Shea Stadium against the Jets... his TD put Colts on top 21-7 after Jets had pulled to within 14-7... returned three kickoffs for 68 yards... acquired from New York Giants on June 11, 1974 along with a draft choice for Roy Hilton... was number two draft pick of the San Francisco 49ers in 1971... spent that season on taxi squad and was claimed on waivers by the Giants just before the start of the '72 season... in 1972 played mostly at fullback when Charlie Evans was hurt, while concentrating on halfback position in '73 as backup to Ron Johnson.



COLLEGE: Led Nebraska in rushing in 1970 with 834 yards and 14 touchdowns... Cornhuskers were national champions that season... career statistics include 1958 yards and 28 TDs... named MVP of Coaches All-American game in June of 1971... also won three letters as hurdler.

PERSONAL: Born Nov. 6, 1948 in Omaha, Nebraska... three-sport letterman at Central High School... won state high school championships in high hurdles and long jump and was a National Junior Olympic champion in triple jump... lives in Granada Hills, California with wife, Valerie... welcomed first child, John, this past off-season.

ORDUNA'S STATISTICS

	RUSHING					RECEIVING		
	G	Att.	Yds.	Avg.	TD	No.	Yds.	TD
1972 (N.Y.)	11	36	129	3.6	1	4	6	1
1973 (N.Y.)	14	36	104	2.9	1	6	44	0
1974	14	2	3	1.5	1	1	8	0
Totals	39	74	235	3.2	3	11	58	1

GERY PALMER (71) 2 Yr. T 6-4 255 Kansas
No. 4-'73 Age 23

PRO: Missed entire 1974 season after undergoing knee surgery in preseason... was hurt in Cleveland game at Tampa... club feels he has excellent promise as offensive tackle... was impressive in '73 preseason and placed on inactive list Sept. 15, where he spent regular season... had to make adjustment from defensive tackle in college but his size and quickness indicate an optimistic projection as an offensive lineman in the NFL.



COLLEGE: Three-year starter as defensive tackle at Kansas... scored TD in his first college game after intercepting a pass... played in Blue-Gray game.

PERSONAL: Born Dec. 25, 1950 in Kansas City, Mo. . . . was high school fullback and All-City in basketball . . . also outstanding in track . . . lives in Lawrence, Kan., in off season with his wife Beverly.

ROBERT PRATT (61) 2 Yr. G 6-3 255 North Carolina
No. 3-'74 Age: 24

PRO: Showed signs of developing into top offensive guard . . . has excellent quickness . . . played in 13 games . . . was member of special teams . . . aggressive . . . saw considerable action as season progressed.

COLLEGE: Played in Blue-Gray, Senior Bowl, and North-South all-star games . . . named to All-Atlantic Coast Conference team . . . three-year starter at North Carolina . . . was high school fullback.

PERSONAL: Born May 25, 1951 in Richmond, Va., where he still resides . . . majored in business . . . single.



DANNY RHODES (56) 2 Yr. LB 6-2 220 Arkansas
No. 6-'74 Age: 24

PRO: One of top members of the Colts special teams . . . played in all 14 games . . . hard, aggressive tackler . . . played backup to Mike Curtis at middle linebacker.

COLLEGE: All-Southwest Conference selection both junior and senior seasons . . . played in North-South game and Hula Bowl . . . education major.

PERSONAL: Born March 18, 1951 in Lake Jackson, Texas . . . resides with wife, Barbie, in Freeport, Texas.



TIM RUDNICK (43) 2 Yr. DB 5-10 185 Notre Dame
No. 11-'74 Age: 23

PRO: Played in all 14 games on Colts special teams . . . favorite of fans because of spirit and enthusiasm . . . returned two punts for 23 yards . . . led team in interceptions during pre-season with two for 49 yards . . . longest was 39 yards . . . recovered fumble at Buffalo . . . may concentrate at safety this fall.

COLLEGE: Two-year starter at Notre Dame . . . was used as kick returner also . . . had three interceptions and nine kickoff returns for 122 yards as a junior and three interceptions for 49 yards as a senior . . . was a walk-on.

PERSONAL: Born March 6, 1952 in Chicago, Illinois . . . business major . . . married this off-season and now living in Baltimore.



FREDDIE SCOTT (86) 2 Yr. WR 6-2 175 Amherst
No. 7A-'74 Age: 23

PRO: Had outstanding rookie season . . . earned starting role for last two games of the season . . . totaled 18 receptions for 153 yards . . . his 17.6 yards per catch average was second best to Carr's 19.3 . . . returned three kickoffs for 61 yards (20.3) and three punts for 31 yards . . . also played on specialty teams . . . did not miss a game . . . hopes to add weight in the off-season.

COLLEGE: New England player of the year as a senior in 1973 . . . senior statistics showed 48 catches for 786 yards and nine TDs . . . played in



North-South game . . . co-captain as a senior . . . leading receiver in the NCAA college division as a junior with 66 for 936 and 12 TDs . . . was All-New England last two years.

PERSONAL: Born August 5, 1952 in Pine Bluff, Arkansas . . . studying medicine at the University of Cincinnati Medical School in the off-season . . . wife, Edna, and son, Freddie III, reside in Cincinnati.

~~~~~  
"My very first day at Cincinnati (Medical School) they introduced me to a cadaver. I probably would have been more shook than I was if the body had had a head, but the head and the neck were part of the first semester, which I missed because I was with the Colts."—Freddie Scott  
~~~~~

DAVE SIMONSON (60) 2 Yr. T 6-6 246 Minnesota
No. 12-'74 Age: 23

PRO: Played in 13 games as member of specials teams . . . saw limited game action at tackle . . . body has excellent potential for added weight . . . tremendous stamina.

COLLEGE: Was second in heavyweight division in 1973 Big 10 wrestling championships . . . had excellent senior season.

PERSONAL: Born May 2, 1952 in Austin, Minnesota, where he still resides . . . single.



OLLIE SMITH (80) 3 Yr. WR 6-2 195 Tennessee State
No. 4A-'73 Age: 26

PRO: Saw only action at Philadelphia . . . had five receptions for 97 yards in preseason . . . active for eight games in 1973 . . . played in seven of them . . . saw mostly special teams action but caught one pass at Miami from Marty Domres for 37 yards . . . caught three passes for 25 yards and ran once for 22 in '73 preseason . . . in rookie game against Redskins, Ollie made four catches for 49 yards.

COLLEGE: Caught 23 passes his senior year at Tennessee State, scoring three touchdowns (including a 78-yarder against Florida A & M) and averaging 15 yards a reception . . . played in North-South game, Senior Bowl and Coaches All-American game after senior season.

PERSONAL: Born March 8, 1949 in Jackson, Miss. . . single . . . lives in Jackson in off-season.



DAVID TAYLOR (64) 3 Yr. T 6-4 254 Catawba
No. 5-'73 Age: 24

PRO: Started all 14 games at left tackle . . . started four games in '73 (second through fifth) . . . played in 13 games (all but Oakland) . . . has quickness and size and Colts feel he has an outstanding future in the league.

COLLEGE: Was outstanding offensive tackle at Catawba . . . named All-Carolina Conference and All-District-NAIA . . . was defensive tackle as a sophomore . . . co-captain his senior year . . . played in North-South game . . . "He was the keystone of our offensive line," says college coach Harvey Stratton.

PERSONAL: Born Oct. 17, 1949 in Salisbury, N.C. . . lived in Baltimore this past off season with wife Lorna and daughter, Leigh.



BILL TROUP (12) 2 Yr. QB 6-5 220 South Carolina

Waivers—Philadelphia-'74 Age: 24

PRO: Was backup to Bert Jones and Marty Domres last year... acquired September 13 on waivers from Philadelphia... played one year with Calgary of the CFL... saw only game action in second New England game when Marty Domres was forced to the sideline with injury (Bert Jones was out with shoulder separation)... handed off to Lydell Mitchell before Colts punted.



COLLEGE: Attended both Virginia and South Carolina... played two years at each.

PERSONAL: Born April 2, 1951 in Pittsburgh, Pa. ... lives in Parkton, Md. in off-season with wife, Pam.

BOB VAN DUYNE (67) 2 Yr. G 6-5 235 Idaho

No. 10-'74 Age: 23

PRO: Played on special teams mainly... saw action in all 14 games... had to make switch from tackle, which he played at Idaho.



COLLEGE: Standout at Idaho... two-year starter.

PERSONAL: Born May 15, 1952 at Auburn, Washington... lives in Baltimore with wife, Candy... worked as instructor at Baltimore health club this past off-season.

RICK VOLK (21) 9 Yr. S 6-3 195 Michigan

No. 2-'67 Age: 30

PRO: The "dean" of the Colts secondary... was second on team in interceptions with two... had leaping grab of Joe Gilliam pass at Pittsburgh and intercepted Jim Plunkett at New England... made 50 tackles and 5½ pass knockdowns... started every game for the fourth straight year... has started 58 straight games (he missed two in 1970 because of injury)... has been a starter eight straight years, ever since his rookie year in 1967... has 31 career interceptions... picked off four a year four straight seasons... has averaged close to 16 yards an interception return in his career... considered one of the hardest hitters and best tacklers among defensive backs in the National Football League... had best season of his career in 1971... was unanimous All-Pro that year... played in the Pro Bowl for the third time and intercepted a Greg Landry pass... intercepted four passes in '71 regular season and two more in playoff with Cleveland, returning one 37 yards... also had fine season in 1970, again intercepting four regular season passes but added a pair of pressure grabs in the drive to the World Championship—one against George Blanda in the AFC Championship game and another on Craig Morton late in Super Bowl V at the Dallas 33... he returned that one to the three to set up Tom Nowatzke's TD which tied the game 13-13... made nine tackles in 1970 AFC Championship game against Oakland... has been named All-Pro three times.



COLLEGE: Played on a Big Ten and Rose Bowl championship team at Michigan... he was All-Big Ten as a senior and made The Sporting News All-America team... Rick went to Michigan as a quarterback after an outstanding high school career at that position but became one of the finest defensive backs in Wolverine history.

PERSONAL: Born March 15, 1945 in Toledo, O... graduate of Wauseon (O.) High School... Rick and his wife Charlene have two boys and live in Glen Arm, Md... works as a manufacturers representative.

VOLK'S STATISTICS

	INTERCEPTIONS			PUNT RETURNS		
	G	No.	Yds.	No.	Yds.	Avg.
1967	14	6	145	11	88	8.0
1968	14	6	154	25	198	7.9
1969	14	4	36	10	58	5.8
1970	12	4	61	3	15	5.0
1971	14	4	36	22	118	5.4
1972	14	4	86	5	25	5.0
1973	14	1	0	7	45	6.4
1974	14	2	0	1	1	1.0
Totals	110	31	518	84	548	6.5

STAN WHITE (53) 4 Yr. LB 6-1 225 Ohio State
No. 17-'72 Age: 25

PRO: Followed outstanding 1973 performance with a solid year in '74... was second in pass knockdowns with eight... made three quarterback sacks... had 59 primary tackles... intercepted one pass, which he returned 40 yards in second Dolphins game to begin Colts fourth quarter comeback... recovered fumble in Jets game at Shea to setup Colts second TD... started every game for second consecutive season... played entire season at right linebacker after subbing four games for Mike Curtis in the



middle in '73 when Curtis was out with shoulder separation... led club in three categories in 1973—tackles (106 individual and 41 assists for a total of 147), interceptions (four) and fumble recoveries (six), to tie a club record... intercepted two against Houston, one he returned 19 yards for a touchdown... made 16 solo tackles in two Miami games, 11 in first one when he was in on 17 stops... got to the quarterback twice on blitzes—Ken Stabler and Joe Namath... also intercepted Namath and Jim Plunkett... gave first indication that '73 might be a big year when he picked off a pass and returned it 40 yards for a touchdown to win annual Rookie Game with the Redskins... also played in all 14 games his rookie year, mostly on special teams... made 18 tackles in '72... played at linebacker in Kansas City game that season.

COLLEGE: Started every game for Ohio State as a junior and senior... led team in tackles his junior year... was team's placekicker his sophomore year... played in North-South game... majored in accounting.

PERSONAL: Born Oct. 24, 1949 in Kent, O.... he was a three-sport All-Ohio Athlete at Kent High School... spent past off-season as speaker for the Colts' Public Relations Department... wife's name is Patty... also attending law school... lives in Baltimore... welcomed a daughter this past off-season.

~~~~~  
 "The draft is really a very logical thing. First, the super athlete, super football players are drafted. Then the super athletes—you know the basketball players and track stars. Then, they get around to guys like me who were just good football players."—Stan White  
 ~~~~~

WHITE'S STATISTICS

	INTERCEPTIONS				
	No.	Yds.	Avg.	Long.	TD
1973	4	40	10.0	22	1
1974	1	40	40.0	40	0
Totals	5	80	16.0	40	1

**STEVE WILLIAMS (74) 2 Yr. DT 6-6 260 Western Carolina
Waivers—Houston-'74 Age: 24**

PRO: Started first New England and Buffalo and second Miami games . . . played in a total of 12 games . . . recovered a fumble at Philadelphia and returned a blocked field goal for 12 yards against Cincinnati . . . acquired on waivers from Houston on July 24, 1974 . . . drafted in tenth round by San Francisco in 1972 . . . one of the 49ers last cuts in '72 . . . played with Edmonton of the CFL in 1972 and 1973 . . . signed as free agent by Houston in '73.



COLLEGE: Small college All-America senior year at Western Carolina . . . lettered four years . . . co-captain as a senior . . . did not play football until senior year in high school.

PERSONAL: Born January 21, 1951 in Columbia, South Carolina . . . worked for Colts Speakers Bureau during past off-season . . . made many additional appearances in hospitals and schools on his own . . . wife, Gail, and he reside in Baltimore.

**BILL WINDAUER (65) 3 Yr. DT 6-3 245 Iowa
No. 8A-'73 Age: 25**

PRO: Started five games in '74 . . . was hampered by broken thumb, missing three games because of that injury . . . tackled passer for loss once . . . has good future . . . enters camp as incumbent left tackle . . . active for three 1973 games, played in two of them on special teams . . . drafted as an offensive tackle and switched to defense late in pre-season . . . spent rest of 1973 on inactive list.



COLLEGE: Was defensive lineman at Iowa—middle guard as a sophomore and defensive tackle junior and senior years . . . missed '71 season with ankle injury and returned in '72 . . . played in Blue-Gray game.

PERSONAL: Born Nov. 22, 1949 in Chicago, Ill. . . high school wrestling champion and member of state championship two-mile relay team . . . lives with wife, Madeline, in Iowa City, Iowa, during off-season.



1975 ROOKIES

1 KEN HUFF
G 6-4 260 22 NORTH CAROLINA

Rated as top offensive lineman in this year's draft and one of the best in many years . . . named to the Associated Press, Kodak, Time, Sporting News, Walter Camp, American Football Coaches Association, and NEA All-American teams . . . also selected All-Atlantic Coast Conference . . . played in the Senior and Hula Bowl games . . . three-year starter at left guard at Carolina . . . played next to the Colts' Robert Pratt in 1973 . . . Pratt was a third round pick by Baltimore in 1973 . . . North Carolina coach Bill Dooley calls Huff, "the best lineman I've ever been associated with" . . . hometown is Coronado, California . . . father, Andrew, is captain in the Navy and presently serving as Chief of Staff of the First Naval District in the Boston area . . . studied psychology . . . born February 21, 1953 in Hutchinson, Kansas . . . Scouting report says: "Explosive . . . excellent size and strength . . . great agility . . . excellent on both run and pass blocking . . . overpowering blocker . . . top offensive lineman of the draft . . . one of the best in many years."

3 MIKE WASHINGTON
DB 6-3 190 22 ALABAMA

Named to the 1974 Football News, Time, and NEA All-American teams . . . two-time All-Southeastern Conference pick . . . played in the Senior Bowl . . . had three interceptions and two blocked field goal attempts in 1974; three interceptions and three blocked field goals in 1973; and two interceptions and a blocked punt in 1972 . . . played freshman basketball at Alabama, averaging 9.4 points and 7.2 rebounds per game . . . hometown is Montgomery, Alabama . . . married . . . born January 7, 1953 . . . Scouting report says: "Excellent speed . . . 4.6 in the 40 . . . a real hitter . . . great height and range . . . can play either cornerback or safety."

3A DAVE PEAR
DT 6-2 250 22 WASHINGTON

Three-year letterman and 1974 Most Valuable Defensive Player for the Huskies . . . played in East-West game and the Hula Bowl . . . hampered by minor knee sprain last fall . . . All-West Coast pick in 1973 . . . added 25 pounds last summer . . . has great strength . . . hometown is Portland, Oregon . . . born June 1, 1953 . . . Scouting report says: "Aggressive . . . has 4.6 speed . . . short by NFL defensive lineman standards, but combines strength and quickness . . . has the desire to play."

4 MARSHALL JOHNSON
RB 6-1 191 22 HOUSTON

Rushed for 845 yards and six touchdowns in 144 carries last fall . . . added 54 yards on 12 attempts and a touchdown in the Astro-Bluebonnet Bowl . . . started as a split end as a sophomore before switching to running back . . . averaged 7.6 yards per carry as a sophomore and 5.6 as a junior . . . totaled 114 yards on only five carries in 1973 Astro-Bluebonnet Bowl game . . . ran 9.9 in the 100 and long jumped for Houston's track team . . . averaged 13.9 rebounds per game for Cougars' JV basketball team as a sophomore . . . was graduated number one in his high school class . . . hometown is Jacksonville, Texas . . . born November 1, 1952 . . . Scouting report says: "Great speed . . . 4.5 in the 40 and 9.9 in the 100 . . . explosive runner . . . has good size and quickness . . . top back for Houston's famed Veer offense . . . has ability to go the distance on any play."

4A PAUL LINFORD
DT 6-5 265 22 BRIGHAM YOUNG

Three-time All-Western Athletic Conference selection . . . voted outstanding sophomore lineman in the WAC in 1972 . . . married to the former Mary Anne Cullimore . . . hometown is Salt Lake City, Utah . . . born August 4, 1953 . . . Scouting report says: "Big, strong and quick . . . sheds blockers well . . . good pass rush . . . fine agility."

5 ROOSEVELT LEAKS
FB 5-11 220 22 TEXAS

Second-leading rusher in Texas history with 2,923 yards . . . third in the Heisman Trophy voting and All-American in 1973 . . . underwent knee surgery last spring, but doctors now consider his knee sound . . . rushed for Southwest Conference records of 342 against SMU and 1,415 season total in 1973 . . . scored 26 career touchdowns and had 11 games with 100 or more yards rushing . . . carried 96 times for 409 yards and four touchdowns in 1974 . . . hometown is Brenham, Texas . . . born January 31, 1953 . . . Scouting report says: "Combines speed, power, and quickness . . . good movement . . . excellent blocker and can catch the ball . . . hard worker and a second-effort runner . . . exceptional speed for his size . . . runs 4.6 in the 40 . . . super prospect before injury . . . doctors say knee is sound."

6 DON WESTBROOK
WR 5-10 185 23 NEBRASKA

Number two receiver in the Big Eight last fall with 33 receptions for 508 yards and a league-leading seven touchdowns . . . also rushed for 326 yards on 48 carries from his wingback position . . . averaged 18.5 yards on kickoff returns . . . had three touchdown receptions against Kansas . . . hometown is Cheyenne, Wyoming . . . born November 1, 1951 . . . Scouting report says: "Came into his own this past season . . . runs reverse well . . . excellent speed with 4.4 time in the 40 . . . played wingback and outside receiver . . . excellent potential as wide receiver and kickoff and punt returner."

7 KIM JONES
 FB 6-4 238 23 COLORADO STATE

Rushed for 406 yards in 1974 and caught 11 passes for 75 yards... broke Lawrence McCutcheon's school single game rushing record with 229 yards against Texas El Paso in 1973... was team's leading rusher in 1973 with 537 yards... also competed in track... lives in Waterloo, Iowa... born January 19, 1952... Scouting report says: "Good size and speed with 4.6 in the 40... had another year of eligibility remaining, but decided to graduate with his class after redshirting one year (1972)... fine agility and balance."

7A STEVE JOACHIM
 QB 6-3 215 23 TEMPLE

The 1974 Maxwell Award winner... nation's total offense leader with 2,227 yards in ten games... UPI Eastern and co-recipient of the ECAC Player of the Year awards... named to the Walter Camp Foundation All-America team... played in the American Bowl and scored the winning touchdown in the Blue-Gray game... tenth nationally in passing with 128 completions in 221 attempts for 1,950 yards... threw for 20 touchdowns, the third best total in the nation, and ran for nine others... also rushed for nine and threw for 11 touchdowns in 1973 on 80 completions in 150 attempts for 1,312 yards... married... hometown is Newtown Square, Pennsylvania... born March 27, 1952... Scouting report says: "Excellent size... good arm... strong and durable... fine runner and good leader."

7B DERREL LUCE
 LB 6-3 220 22 BAYLOR

All-Southwest Conference and team Most Valuable Player in 1974... second-team NEA All-America... five career interceptions... three year starter... played outside linebacker and was core of Baylor's defense, helping the Bears to their first Cotton Bowl game ever... hometown is Lake Jackson, Texas... born September 29, 1952... Scouting report says: "Very smart... potential to get bigger... rangy, with good quickness... a speed-type linebacker."

8 JOHN BUSHONG
 DE 6-4 230 23 WESTERN KENTUCKY

Two-time Ohio Valley Conference pick... father (William, a physician) played at Western Kentucky and brother (Bill) at Kentucky... younger brother (Paul) is a fullback currently for Western Kentucky... hometown is Tompkinsville, Kentucky... born November 25, 1951... Scouting report says: "Tough and aggressive... good speed and likes to play football... needs to add weight."

8A GREG DenBOER
 TE 6-6 235 22 MICHIGAN

Came into his own last fall... made eight receptions for 103 yards (12.8 yard average per catch) and two touchdowns for Michigan's ground-oriented offense... hometown is Kentwood, Michigan... born January 6, 1953... Scouting report says: "Had solid year in starting role... strong blocker... good hands and runs very well for a tight end... uses height to good advantage."

8B MARIO CAGE
 RB 6-0 195 22 NORTHWESTERN
 (La.) STATE

Third-leading rusher in school history with 2,121 yards on 505 attempts... holds school records for rushing yards in a season (1,057 in 1973), season rushing attempts (218, 1973), single game rushing yardage (194) and touchdowns in a game (four)... totaled 826 yards on 216 carries and seven touchdowns last fall... also caught 24 passes for 223 yards... hometown is Jonesboro, Louisiana... born August 30, 1953... Scouting report says: "Outstanding speed... very elusive and quick... is a distance threat every time he touches the ball... has game-breaker potential."

9 ROYCE McKINNEY
 DB 6-1 190 21 KENTUCKY STATE

A four-year starter... fourth in the NAIA last fall in punt returns with 23.6 average, including touchdowns of 69 and 65 yards... also had eight interceptions, with three returned for touchdowns... NAIA All-American... defensive co-captain... hometown is River Rouge, Michigan... born November 3, 1953... Scouting report says: "A good all-around athlete... hard hitter... good speed and range."

10 PHIL WAGANHEIM
 P 6-0 185 23 MARYLAND

Fourth-leading punter in the nation last fall with a 42.2 average... longest was 65 yards... averaged 39.4 in 1973... attended Montgomery Junior College, but did not play football... had not punted since eighth grade, before trying out for the Maryland team... hometown is Silver Spring, Maryland... born June 4, 1952... Scouting report says: "Has great 'hang' time... good under pressure... has quick release."

11 DAVE HAZEL
 WR 6-1 190 22 OHIO STATE

Third-leading receiver in 1974 with 11 catches for 272 yards (24.7 yard average per catch)... father is a political science professor at Central (Ohio) State... plans a medical career... hometown is Xenia, Ohio... born December 1, 1952... Scouting report says: "Good speed and quickness... an excellent athlete... runs patterns well and has good hands... impressed scouts, although being thrown to little in Ohio State's run-oriented offense."

12 BRAD STORM
LB 6-2 235 22 IOWA STATE

Three-year starter ... voted team Most Valuable Player and Best Defensive Player awards ... led the Cyclones in tackle involvement (162) and had two interceptions ... hometown is Belle Blaine, Iowa ... born September 6, 1953 ... Scouting report says: "Aggressive, smart and tough ... good pursuit ... makes tackles all over the field."

13 JOHN ROMAN
G 6-4 230 23 IDAHO STATE

Two-year starter at guard, after converting from tight end ... two-time all-conference pick ... strongest man on Idaho State team, bench pressing 450 pounds ... hometown is Absecon, New Jersey ... born August 31, 1952 ... Scouting report says: "Great athletic ability ... has a good frame and potential for growth ... fine quickness ... is a good leader."

14 MIKE SMITH
C 6-3 235 23 SMU

Three-year starter ... played in Blue-Gray game ... offensive team captain ... married ... hometown is Longview, Texas ... born December 22, 1951 ... Scouting report says: "Good on long snaps ... fine size ... has good strength and quickness."

15 JOHN GOODIE
FB 6-3 235 23 LANGSTON

Two-year starter and All-District pick in the NAIA ... has 4.7 speed in the 40 ... hometown is Houston, Texas ... born November 8, 1951 ... Scouting report says: "Combines strength and speed ... a raw talent ... excellent at breaking tackles."

16 BILL MALOUF
WR-DB 6-3 200 22 MISSISSIPPI

Three-year letterman ... mainly a back-up quarterback ... career statistics included 22 of 61 pass attempts for 188 yards ... hometown is Greenwood, Mississippi ... born March 28, 1953 ... Scouting report says: "A fine all-around athlete ... good hands and speed ... tough player."

16A MIKE EVAVOLD
DT 6-5 270 23 MACALESTER

Tri-captain last season ... four-year starter ... hometown is Minneapolis, Minnesota ... born September 10, 1952 ... Scouting report says: "Good size and agility ... played both offensive and defensive tackle ... has a shot at each position professionally."

16B BOB SMITH
DB 6-1 195 22 MARYLAND

All-Atlantic Coast Conference pick three years ... AP honorable mention All-America in 1973 and 1974 ... all-time school leader in punt returns and second in interceptions ... hometown is Catasauqua, Pennsylvania ... born May 25, 1953 ... Scouting report says: "Excellent on punt returns ... good speed ... has football sense ... will be tried at defensive back and on punt returns."

17 DAVID McKNIGHT
LB 6-3 230 22 GEORGIA

Three-year regular at defensive end ... hometown is Augusta, Georgia ... born July 27, 1953 ... Scouting report says: "Excellent size and good mobility ... will be switched to linebacker ... good quickness and speed."

17A MIKE BENGARD
DE 6-4 245 22 NORTHWESTERN (Iowa)

Two-time NAIA all-district 15 ... brother, Mitch, played halfback for Northwestern ... hometown is Exira, Iowa ... born November 8, 1952 ... Scouting report says: "Good size potential ... excellent speed ... has fine agility and quickness."

17B FRANK RUSSELL
WR 6-0 180 22 MARYLAND

Career statistics include 100 receptions for 1,346 yards, a school record ... runs a 4.6 in the 40 ... hometown is Wantagh, New York ... born September 3, 1953 ... Scouting report says: "Great hands ... is a competitive receiver ... runs patterns well and is football smart."

ED GEORGE G 6-6 270 29 Wake Forest

Played last five seasons with Montreal of the Canadian Football League ... was named the outstanding offensive lineman in the CFL for 1974 ... four times named All-CFL and five times All-Eastern Conference ... drafted on the fourth round by the Pittsburgh Steelers in 1970 ... Colts acquired his rights from the Steelers in exchange for an undisclosed draft choice in trade April 14, 1975 ... signed with Colts April 29 ... born August 10, 1946 in Norfolk, Virginia.

JIMMY KENNEDY TE 6-3 233 23 Colorado State

Played with the Chicago Fire of the WFL last season ... signed by the Colts in April ... attended Hiram Scott before transferring to Colorado State ... is a native of Sandusky, Ohio ... born July 30, 1952.

GLENN ROBINSON DE 6-7 245 23 Oklahoma State

Was third round draft pick of the Colts in 1974 ... opted for Chicago Fire of WFL, but did not play because of leg injury ... signed with the Colts in May ... was drafted as a linebacker, but has added considerable weight and will play at defensive end ... born October 20, 1951 ... hometown is Dallas, Texas.

BALTIMORE COLT DRAFTS

1953

1-Billy Vessels, HB, Oklahoma; 2-Bernie Flowers, E, Purdue; 3-Buck McPhail, FB, Oklahoma; 4-Tom Catlin, C, Oklahoma; 5-Jack Little, T, Texas A&M; 6-Jim Sears, HB, USC; 7-Bill Athey, G, Baylor; 8-Jim Prewett, T, Tulsa; 9-Bob Blair, TE, TCU; 10-John Cole, HB, Arkansas; 11-Gene Rossi, HB, Cincinnati; 12-Kaye Vaughn, G, Tulsa; 13-Bobby Moorhead, HB, Georgia Tech; 14-Frank Continetti, G, George Washington; 15-Buddy Sutton, HB, Arkansas; 16-Jim Currin, E, Dayton; 17-George Rambour, T, Dartmouth; 18-LeRoy Labat, HB, LSU; 19-Bill Powell, HB, California; 20-Pete Russo, T, Indiana; 21-Frank Kirby, T, Bucknell; 22-Merlin Gish, C, Kansas; 23-Mike Housepian, G, Tulane; 24-Monte Brethauer, E, Oregon; 25-Joe Szombathy, E, Syracuse; 26-Scott Prescott, C, Minnesota; 27-Ray Graves, HB, Texas A&M; 28-Joe Sabol, HB, UCLA; 29-Jack Alessandrini, G, Notre Dame; 30-Tom Roche, T, Northwestern; 31-Gern Nagler, E, Boston College; 32-Richard Batten, T, Col of Pacific; 33-Elmer Willhoite, G, USC.

1954

1-Cotton Davidson, QB, Baylor; 2-Larry Grigg, B, Oklahoma U.; 4-Thomas Allman, B, W. Virginia; 5-Don Ellis, B, Texas A.&M.; 7-Glenn Turner, B, Georgia Tech; 8-Dennis McCotter, G, Detroit U.; 9-Robert Adams, G, Shippensburg St. Tchrs.; 10-Robert Schoonmaker, B, Missouri; 11-Robert Leberman, B, Syracuse; 12-Donald Chelf, T, Iowa; 13-David McMillan, B, John Carroll; 14-Ordell Braase, T, S. Dakota State; 15-Joseph D'Agostino, G, Florida U.; 16-Alex Sandusky, C, Clarion St. Tchrs.; 17-Thomas Adkins, C, Kentucky; 18-Richard Shinault, B, Texas Western; 19-Charles Wenzlau, C, Miami (Ohio); 20-Raymond Berry, E, S.M.U.; 21-Robert Lade, G, Nebraska St. Tchrs.; 22-Robert Meyer, T, Ohio State; 23-Leon Hardeman, B, Georgia Tech; 24-Donald Kerlin, B, Concordia; 25-Pepper Rodgers, B, Georgia Tech; 26-Jesus Esparza, T, New Mexico A.&M.; 27-William Sennett, C, Georgia Tech; 28-Raymond Ecstrom, C, Westminster; 29-Claude Taliaferro, B, Illinois; 30-Patrick Abruzzi, B, Rhode Island.

1955

Bonus Pick-George Shaw, QB, Oregon; 1-Alan Ameche, B, Wisconsin; 2-Richard Szymanski, C, Notre Dame; 3-L. G. Dupre, B, Baylor; 5-George Preas, G, V.P.I.; 6-Leo Lewis, B, Lincoln University (Missouri); 7-Frank McDonald, C, Miami (Florida); 8-Dale Meinert, G, Oklahoma A.&M.; 9-Walter Bryan, B, Texas Tech; 11-Emil Radik, B, Omaha; 12-Dick Cherovich, T, Miami (Ohio); 13-Pat Abbruzzi, B, Rhode Island; 14-John Lee, B, Georgia Tech; 15-Gerald Peterson, T, Texas; 16-Dick Laswell, T, T.C.U.; 17-Wesley Clark, T, Mississippi Southern; 18-Charles Shepherd, B, North Texas State; 19-James Cobb, T, Abilene Christian; 20-Charles Cianciola, C, Lawrence College; 21-Nick Manych, C, Michigan State Normal; 22-Jerry Welch, B, South Dakota State; 23-Dick McNamara, B, Minnesota; 24-Alex Esquivel, B, Mexico City College (Mexico); 25-Richard Grann, T, Rhode Island; 26-Marion Minker, T, Bucknell; 27-James Locke, T, V.P.I.; 28-Robert Myers, T, Ohio State; 29-Bill Waters, T, Austin College; Draft Choices acquired through trades-William Evans, G, Miami (Ohio) (Traded by New York); Jack Paterra, G, Oregon (Traded by New York).

1956

1-Lenny Moore, HB, Penn State; 2-Dick Donlin, E, Hamline; 3-Bob Pascal, HB, Duke; 4-B. C. Inabinet, T, Clemson; 5-Herb Gray, E, Texas; 6-Dan Schmidt, HB, Texas Tech; 7-Bill Waters, T, Austin; 8-Bill Koman, G, North Carolina; 9-John Lewis, E, Michigan State; 10-Gene Scott, HB, Centre; 11-Dennis Shaw, E, N. Texas State; 12-Steve Myrha, G, North Dakota; 13-Jack Hill, HB, Utah State; 14-Ted Schwanger, HB, Tennessee Poly; 15-John Polzer, LB, Virginia; 16-Gene Hendrix, HB, Drake; 17-Bill Dannenhauer, E, Emporia; 18-Earl Looman, G, Stetson; 19-Bob Fyvie, T, Lafayette; 20-Bob Hill, FB, Jackson; 21-Jim Harness, HB, Mississippi State; 22-Pat Del Vicaro, G, Mississippi Southern; 23-Al Stephenson, T, Idaho State; 24-Bobby Fox, HB, E, Texas State; 25-Bradley Mills, HB, Kentucky; 26-Jim Lohr, G, S. E. Missouri; 27-Herb Hartwell, HB, Virginia; 28-John Shearer, QB, Shepherd; 29-Jim Rusher, E, Kansas State; 30-Terry Sweeney, HB, Middle Tenn. State.

1957

1-Jim Parker, T, Ohio State; 2-Don Shinnick, LB, UCLA; 3-Luke Owens, T, Kent State; 4-Jackie Simpson, HB, Florida; 5-Ron Underwood, HB, Arkansas; 6-Billy Pricer, FB, Oklahoma; 7-Reuben Saage, HB, Baylor; 8-Jack Harmon, HB, East Oregon State; 9-Robert White, T, Otterbein; 10-Joe Grisham, E, Austin Peay; 11-Andy Nelson, QB, Memphis State; 12-Don Simonic, T, Tennessee Poly; 13-John Call, HB, Colgate; 14-Joe Guido, HB, Youngstown; 15-Hall Whitley, C, Texas A. & I.; 16-Joe Cannavino, HB, Ohio State (In trade for fullback Charles Shepard); 16-Ed Prelock, T, Kansas; 17-Dan Wisniewski, G, Pittsburgh; 18-Jim Villa, HB, Allegheny; 19-Charles Frochle, T, St. John's of Minn.; 20-Walt Livingstone, HB, Heidelberg; 21-Owen Mulholland, HB, Houston; 22-Chet Van Atta, LB, Kansas; 23-Connie Baird, E, Hardin-Simmons; 24-Harwood Hoeft, E, South Dakota State; 25-Harlon Geach, T, College of Idaho; 26-Joe Unitas, T, Louisville; 27-Len DeMalon, LB, St. Vincent's of Pennsylvania; 28-Walt Schneider, T, Colorado; 29-Bob Rasmussen, G, Minnesota; 30-Bob Bailey, E, Thiel.

1958

1-Leonard Lyles, HB, Louisville; 2-Bob Stransky, HB, Colorado; 3-Joe Nicely, G, West Virginia; 4-Les Walters, E, Penn State; 5-Raymond Brown, QB-HB, Mississippi; Bob Taylor, E, Vanderbilt; 7-John Sample, HB, Maryland State (In trade from Pittsburgh); John Diehl, T, Virginia; 8-Floyd Peters, G, San Francisco State; 9-Harold Bullard, FB, Lenoir Rhyne; 10-Ray Chamber, HB, South Dakota; 11-Bobby Jordon, HB, V. M. I.; 12-Tommy Addison, T, South Carolina; 13-Jerry Richardson, E, Wofford; 14-Ken Hall, HB-FB, Texas A. & M.; 15-Les Carney, HB, Ohio; 16-Arch Matsos, G-LB, Michigan State; 17-James Reese, QB, Minnesota; 18-Dale Lloyd, C, Georgia; 19-Tim Murnen, G, Bowling Green; 20-Tom Forrestal, QB, Navy; 21-Jim Faulk, HB, Texas Christian; 22-Bob McKee, E, Monmouth; 23-Phil Parslow, HB, UCLA; 24-Bobby Sandlin, HB, Tennessee; 25-Jim Roundtree, HB, Florida; 26-Bob Grimes, G, Central Michigan; 27-George Dintiman, HB, Lock Haven Teachers; 28-Jim Murphy, T, East Tennessee State Teachers; 29-Doug Padgett, E, Duke; 30-Gary Lund, G, Utah State.

1959

1—Jackie Burkett, C, LB, Auburn; 2—Dave Sherer, E, S.M.U.; 3—Traded to Detroit for Ray Krouse; 4—Zeke Smith, G, LB, Auburn; 5—Hanson Churchwell, G, LB, Mississippi; 6—Palmer Pyle, T, Michigan State; 7—Harold Lewis, HB, Houston; 8—Tom Coffey, HB, West Texas State; 9—Tom Brown, G, Minnesota; 10—Don Stewart, E, S.M.U.; 11—Tom Stephens, HB, Syracuse; 12—Richard Wood, QB, Auburn; 13—Rudy Smith, G-T, Mississippi; 14—Ferdie Burket, HB, Southeastern Oklahoma; 15—Ted Foret, T, Auburn; 16—Morris Keller, T, Clemson; 17—Leroy Bergen, T, South Dakota State; 18—Opie Bandy, E-LB, Tulsa; 19—Milton Crain, C-LB, Mississippi; 20—Paul Balonick, C-LB, North Carolina State; 21—John Herrnstein, FB, Michigan; 22—Lonny Leatherman, T, T.C.U.; 23—Bob Davis, HB, Houston; 24—Bob Nonogratz, G-LB, Army; 25—Ed Kieffer, HB, Syracuse; 26—Rene Lorio, HB, Mississippi Southern; 27—Thurman Terry, T, Rice University; 28—Fred Long, FB, Iowa; 29—Perry McGriff, E, Florida; 30—Blair Weese, FB, West Virginia Tech.

1960

1—Ron Mix, T, U.S.C.; 2—Don Floyd, T, T.C.U.; 2—Marvin Terrell, G, Mississippi (selection obtained in trade with New York for George Shaw); 3—Jim Welch, HB, S.M.U.; 4—Gerhard Schwedes, HB, Syracuse; 5—Marvin Laster, HB, T.C.U.; 6—Al Bansavage, G, U.S.C.; 7—Harry Beabout, T, Purdue; 8—Jim Colvin, T, Houston; 9—Bob Hall, T, Kent State; 9A—Don Perkins, HB, New Mexico; (selection obtained in trade with Philadelphia for Jimmy Carr); 10—Ernest Barnes, C, North Carolina College; 10A—Bobby Boyd, QB, Oklahoma (selection obtained in trade with Washington for Hanson Churchwell); 11—Bob Wehking, C, Florida; 12—Bill Bucek, HB, Rice; 13—Jim Nemeth, C, South Carolina; 14—Dale Johannson, T, Augustana College; 15—Larry Grantham, E, Mississippi; 16—George Boynton, HB, East Texas State; 17—Jim Beaver, T, Florida; 18—Dan Sheeham, T, Chattanooga; 19—Bill Carpenter, E, Army; 20—Bob Hogue, T, Shepherd.

1961

1—Tom Matte, HB, Ohio State; 2—Tom Gilburg, T, Syracuse; 3—Jerry Hill, HB, Wyoming; 4—Ken Gregory, E, Whittier; 5—Ron Osborne, T, Clemson; 5A—Ed Dyas, FB, Auburn; 6—Don Kern, HB, V.M.I.; 7—Ike Grimsley, HB, Michigan State; 8—Paul Terhes, QB, Bucknell; 9—Pete Nicklas, T, Baylor; 10—Bob Clemens, HB, Pitt; 11—Ralph White, T, Bowling Green; 12—Dick Reynolds, T, North Carolina State; 13—Dallas Garber, FB, Marietta; 14—Bob Hunt, T, S.M.U.; 15—E. A. Sims, E, New Mexico State; 16—Tom Weisner, Wisconsin; 17—Steve Jastrzembski, E, Pitt; 18—Wilson Allison, T, Baylor; 19—Joe Novsek, T, Tulsa; 20—Al Kimbrough, HB, Northwestern.

1962

1—Wendell Harris, HB, Louisiana State; 2—Bill Saul, LB, Penn State; 3—Dan Sullivan, T, Boston College; 4—Jim Dillard, HB, Oklahoma State; 5—Jerry Croft, G, Bowling Green; 6—traded to Green Bay; 7—Fred Miller, T, Louisiana State (future); 8—Pete Brokaw, HB, Syracuse; 9—Roy Walker, FB, Purdue; 9A—Walt Rappold, QB, Duke; 10—Fred Moore, T, Memphis State; 11—Scott Tyler, HB, Miami, Ohio; 12—Bake Turner, HB, Texas Tech; 13—Charles Holmes, FB, Maryland State; 14—Stinson Jones, HB, V.M.I.; 15—Joe Monte, G, Furman; 16—Ray Abruzzese, HB, Alabama; 17—Bill Knocke, HB, Fresno State; 18—Mel Rideout, QB, Richmond; 19—Fred Gillett, HB, Los Angeles State; 20—Herm McKee, HB, Washington State.

1963

1—Bob Vogel, T, Ohio State; 2—John Mackey, E-HB, Syracuse; 2A—Butch Wilson, FB, Alabama; 3—Traded to St. Louis; 4—Jerry Logan, HB, West Texas State; 4A—Harlow Fullwood, T, Virginia Union; 5—Bill Ventura, E, Richmond; 6—Jerry Cook, HB, Texas; 7—Willie Richardson, E, Jackson State; 8—Dave Hayes, FB, Penn State; 9—Don Trull, QB, Baylor; 10—Bill Siekierski, G, Missouri; 11—Winston Hill, T, Texas Southern; 12—Butch Maples, C, Baylor; 13—Paul Watters, T, Miami Ohio; 14—Neil Petties, E, San Diego State; 15—Leon Mavity, HB, Colorado; 16—Dick Quast, E, Memphis State; 17—Kern Carson, HB, San Diego State; 18—Luther Woodruff, T, North Carolina A & T; 19—Steve Berzansky, FB, West Virginia; 20—D. L. Hurd, E, San Francisco State.

1964

1—Marv Woodson, HB, Indiana; 2—Tony Lorick, HB, Arizona State; 3—Traded to Green Bay; 4—Ted Davis, LB, Georgia Tech; 5—Ed Lothamer, T, Michigan State; 6—Jim Mazurek, T, Syracuse; 7—Ken Sugarman, T, Whitworth; 8—John Williamson, LB, Louisiana Tech; 9—Vince Turner, HB, Missouri; 10—Traded to Detroit; 11—John Paglio, T, Syracuse; 12—Ken Graham, HB, Washington State; 13—Charlie Parker, T, Southern Mississippi; 14—John Case, E, Clemson; 15—Larry Kramer, T, Nebraska; 16—Roger Lopes, FB, Michigan State; 17—Don Green, HB, Susquehanna; 18—Alvin Haymond, HB, Southern U; 19—Owen Dejanovich, T, Arizona State (Flagstaff); 20—John Butler, FB, San Diego State.

1965

1—Mike Curtis, FB-LB, Duke; 2—Ralph Neely, T, Oklahoma; 3—Traded to San Francisco; 3A—Glenn Ressler, G, Penn State (traded from Vikings); 4—Dave Johnson, HB, San Jose State; 4A—Martin Schottenheimer, LB, Pitt (traded from Redskins); 5—John McGuire, E, Syracuse; 6—Al Atkinson, T, Villanova; 6A—Bob Felts, HB, Florida A&M (traded from Giants); 7—John Kolocek, T, Corpus Christi; 8—Roosevelt Davis, T, Tennessee A&I; 9—Tom Bleick, HB, Georgia Tech; 10—George Harold, HB, Allen U; 11—Lamar Richardson, E, Fisk U; 12—Ted Radosovich, G, Cincinnati; 13—Bruce Airheart, HB, North Dakota State; 14—Jerry Fishman, LB, Maryland; 15—Roy Hilton, E, Jackson State; 16—Steve Tensi, QB, Florida State; 17—Rick Reichardt, E, Wisconsin; 18—Charley King, HB, Purdue; 19—Barry Brown, E-LB, Florida; 20—George Haffner, QB, McNeese State; Raymond Johnson, C, Prairie View (traded from Washington).

1966

1—Sam Ball, T, Kentucky; 2—Butch Allison, G, Missouri; 3—Rick Kestner, E, Kentucky; 4—Rod Sherman, FL, Southern California (traded from Cowboys); 4A—Hoyle Granger, FB, Mississippi State; 5—Traded to Cowboys; 6—Stas Moliszewski, LB, Princeton; 7—Dave Ellis, T, North Carolina State (traded from 49ers); 7A—Ray Perkins, FL, Alabama; 8—Gerald Allen, HB, Omaha (traded from Vikings); 8A—Jack White, QB, Penn State; 9—Gerald Gross, HB, Auburn; 10—Claude Brownlee, DE, Benedict; 11—Eric Crabtree, HB, Pittsburgh; 12—Jim Carter, G, Tennessee A&I; 13—Bob Hadrick, E, Purdue; 14—Jim Ward, QB, Gettysburg; 15—Lee Garner, LB, Mississippi; 16—Rod Steward, E, Duke; 17—Randy Matson, T, Texas A&M (found ineligible for drafting); 18—Ed Toner, T, Massachusetts; 19—Ken Duke, FB, Morgan State; 20—Tom Carr, T, Morgan State.

1967

1—Bubba Smith, DE, Michigan State (traded from Saints); 1A—Jim Detwiler, HB, Michigan; 2—Rick Volk, DB, Michigan; 3—Norman Davis, G, Grambling (traded from Saints); 3A—Leon Ward, LB, Oklahoma State; 4—Charles Stukes, DB, Maryland State; 5—Ron Porter, LB, Idaho (traded from Falcons); 6—Terry Southall, QB, Baylor; 7—Bo Rein, FL, Ohio State; 8—Lee Anderson, DT, Bishop (traded from Cardinals); 8A—Cornelius Johnson, T, Virginia Union; 9—Ron Kirkland, HB, Nebraska; 10—Leigh Gilbert, FB, Northern Illinois; 11—Herman Reid, T, St. Augustine's; 12—Preston Pearson, DB, Illinois (traded from Steelers); 12A—J.B. Christian, G, Oklahoma State; 13—Marc Allen, DT, West Texas State; 14—Pat Conley, LB, Purdue; 15—Bob Wade, DB, Morgan State; 16—Don Alley, FL, Adams State; 17—Traded to Saints.

1968

1—John Williams, T, Minnesota; 2—Bob Grant, LB, Wake Forest; 3—Rich O'Hara, E, Northern Arizona; 4—James Duncan, DB, Maryland State; 5—Paul Elzey, LB, Toledo; 6—Traded to Atlanta; 7—Anthony Andrews, HB, Hampton Institute; 8—Tommy Davis, DT, Tennessee A&I; 9—Terry Cole, FB, Indiana; 10—Ocie Austin, DB, Utah State; 10A—Ed Tomlin, FB, Hampton Institute; 11—Bill Pickens, G, Houston; 12—James Jackson, DT, Jackson State; 13—Howie Tennebar, G, Kent State; 14—Charles Mitchell, TE, Alabama State; 15—Jeff Beaver, QB, North Carolina; 16—Walt Blackledge, FL, San Jose State; 17—Ray Pederson, G, State College of Iowa.

1969

1—Ed Hinton, FL, Oklahoma; 2—Ted Hendricks, LB, Miami; 2A—Tom Maxwell, DB, Texas A&M; 3—Dennis Nelson, T, Illinois State; 4—Jackie Stewart, FB, Texas Tech; 5—King Dunlap, DT, Tenn, A&I; 6—Bill Fortier, G, Louisiana State; 7—Gary Fleming, LB, Stanford; 7A—Roland Moss, RB, Toledo; 8—Sam Havrilak, DB, Bucknell; 9—George Wright, DT, Sam Houston; 9A—Larry Good, QB, Georgia Tech; 10—Marion Griffin, TE, Purdue; 11—Ken Delaney, T, Akron; 12—Butch Riley, LB, Texas A&I; 13—Carl Mauck, LB, So. Ill.; 14—Dave Bartelt, LB, Colorado; 15—George Thompson, DB, Marquette; 16—Jim McMillan, FL, The Citadel; 17—Joe Cowan, FL, Johns Hopkins.

1970

1—Norm Bulaich, RB, Texas Christian Univ; 2—James Bailey, DT, Kansas; 3—Jim O'Brien, K-WR Cincinnati; 3A—Ara Person, TE, Morgan State; 4—Steve Smear, DT, Penn State; 5—Billy Newsome, DE, Grambling; 6—Ron Gardin, FL, Arizona; 7—Gordon Slade, QB, Davidson; 8—Bob Bouley, T, Boston College; 9—Barney Harris, CB, Texas A&M; 10—Dick Palmer, LB, Kentucky; 11—George Edwards, RB, Fairmont St., W. Va.; 12—Don Burrell, FL, Angelo St.; 13—Dave Polak, LB, Bowling Green; 14—Tom Curtis, S, Michigan; 15—Phillip Gary, DE, Kentucky State; 16—Jack Maitland, RB, Williams; 17—Alvin Pearman, RB Colgate.

1971

1—Don McCauley, RB, North Carolina (awarded from Miami); 1A—Leonard Dunlap, DB, North Texas State; 2—Bill Ateasis, DT, Texas; 3—Karl Douglas, QB, Texas A&I; 4—Traded to Pittsburgh; 5—John Andrews, TE, Indiana; 6—Ken Frith, DT, Northeast Louisiana; 7—Gordon Bowdell, WR, Michigan State; 8—Willie Bogan, DB, Dartmouth; 9—Bill Burnett, RB, Arkansas; 10—Rex Kern, QB, Ohio State; 11—Dave Jones, LB, Baylor; 12—Bob Wuensch, T, Texas (choice traded from Pittsburgh); 12A—Bill Triplett, WR, Michigan State; 13—Tom Neville, LB, Yale; 14—Mike Mikolayunas, RB, Davidson; 15—Mike Hogan, LB, Michigan State; 16—Rich Harrington, DB, Houston; 17—Don Nottingham, RB, Kent State.

1972

1—Tom Drougas, T, Oregon; 2—Jack Mildren, S, Oklahoma (from Oakland); 2A—Glenn Doughty, WR, Michigan (from Washington); 2B—Lydell Mitchell, RB, Penn State; 4—Eric Allen, WR, Michigan State; 5—Don Croft, DT, Texas El Paso; 6—Bruce Laird, S, American International; 7—John Sykes, RB, Morgan State; 8—Al Qualls, LB, Oklahoma (from San Diego); 8A—Van Brownson, QB, Nebraska; 9—Gary Hambell, DT, Dayton; 10—Dave Schilling, RB, Oregon State; 11—Fred DeBernardi, DE, Texas El Paso; 12—Gary Theiler, TE, Tennessee; 13—Herb Washington, WR, Michigan State; 14—John Morris, C, Missouri Valley; 15—Robin Parkhouse, LB, Alabama; 16—Gary Wichard, QB, C.W. Post; 17—Stan White, LB, Ohio State.

1973

1—Bert Jones, QB, LSU (from New Orleans); 1A—Joe Ehrmann, DT, Syracuse; 2—Mike Barnes, DE, Miami; 3—Bill Olds, RB, Nebraska (from Denver through Houston); 3A—Jamie Rotella, LB, Tennessee; 4—Gery Palmer, T, Kansas (from Chicago through Philadelphia); 4A—Ollie Smith, WR, Tennessee State (from San Diego); 5—David Taylor, G, Catawba; 8—Ray Oldham, DB, Middle Tennessee (from San Diego); 8A—Bill Windauer, G, Iowa; 11—Dan Neal, C, Kentucky; 12—Bernard Thomas, DE, Western Michigan; 13—Tom Pierantozzi, QB, West Chester; 14—Ed Williams, RB, West Virginia; 15—Jackie Brown, DB, South Carolina; 16—Marty Januszkiwicz, RB, Syracuse; 17—Guy Falkenhagen, T, Northern Michigan.

1974

1—John Dutton, DE, Nebraska; 1A—Roger Carr, WR, Louisiana Tech (from Los Angeles); 2—Fred Cook, DE, Southern Mississippi; 2A—Ed Shuttlesworth, RB, Michigan (from Philadelphia); 3—Glenn Robinson, LB, Oklahoma State; 3A—Robert Pratt, G, North Carolina (from Denver); 4—Tony Bell, S, Bowling Green; 5—Doug Nettles, CB, Vanderbilt (from Minnesota); 6—Danny Rhodes, LB, Arkansas (from New England); 7—Noah Jackson, G, Tampa; 7A—Dan Dickel, LB, Iowa (from Denver); 7B—Freddie Scott, WR, Amherst (from Buffalo); 8—Greg Latta, TE, Morgan State; 8A—Paul Miles, RB, Bowling Green (from Denver); 10—Bob Van Duyne, G, Idaho; 10A—Glenn Ellis, DT, Elon (from Los Angeles); 11—Tim Rudnick, DB, Notre Dame; 12—Dave Simonson, T, Minnesota; 12A—Bob Bobrowski, QB, Purdue (from Washington); 13—Randy Hall, S, Idaho; 14—Ed Collins, WR, Rice; 15—Pat Kelly, LB, Richmond; 16—Dave Margavage, T, Kentucky; 17—Tim Berra, WR, Massachusetts; 17A—Buzzy Lewis, DB, Florida State (from Washington).

1975

1—Ken Huff, G, North Carolina (from Atlanta); 3—Mike Washington, DB, Alabama; 3A—Dave Pear, DT, Washington (from Chicago); 4—Marshall Johnson, RB, Houston; 4A—Paul Linford, DT, Brigham Young (from N.Y. Jets); 5—Roosevelt Leaks, FB, Texas; 6—Don Westbrook, WR, Nebraska (from N.Y. Giants); 7—Kim Jones, FB, Colorado State; 7A—Steve Joachim, QB, Temple (from Chicago); 7B—Derrel Luce, LB, Baylor (from N.Y. Jets through Chicago); 8—John Bushong, DE, Western Kentucky; 8A—Greg DenBoer, TE, Michigan (from Chicago through Denver); 8B—Mario Cage, RB, Northwestern (La.) State (from Green Bay); 9—Royce McKinney, DB, Kentucky State; 10—Phil Waganheim, P, Maryland; 11—Dave Hazel, WR, Ohio State; 12—Brad Storm, LB, Iowa State; 13—John Roman, G, Idaho State; 14—Mike Smith, C, SMU; 15—John Goodie, FB, Langston; 16—Bill Malouf, WR-DB, Mississippi; 16A—Mike Evavold, DT, Macalester (from San Francisco); 16B—Bob Smith, DB, Maryland (from Oakland); 17—David McKnight, LB, Georgia; 17A—Mike Bengard, DE, Northwestern (Iowa) (from San Francisco); 17B—Frank Russell, WR, Maryland (from Oakland).

COLTS' FIRST DRAFT CHOICES

1950—Adrian Burk, QB, Baylor
1953—Billy Vessels, HB, Oklahoma
1954—Cotton Davidson, QB, Baylor
1955—George Shaw, QB, Ore. (bonus)
 Alan Ameche, FB, Wisconsin
1956—Lenny Moore, HB, Penn State
1957—Jim Parker, T, Ohio State
1958—Lenny Lyles, HB, Louisville
1959—Jackie Burkett, C-LB, Auburn
1960—Ron Mix, T, U.S.C.
1961—Tom Matte, HB, Ohio State
1962—Wendell Harris, HB, L.S.U.
1963—Bob Vogel, T, Ohio State
1964—Marv Woodson, HB, Indiana
1965—Mike Curtis, FB-LB, Duke
1966—Sam Ball, T, Kentucky
1967—Bubba Smith, T, Mich. St.
 Jim Detwiler, RB, Michigan
1968—John Williams, G, Minn.
1969—Eddie Hinton, FI, Oklahoma
1970—Norm Bulaich, RB, Texas Christian
1971—Don McCauley, RB, North Carolina
 Leonard Dunlap, DB, N, Texas State
1972—Tom Drougas, T, Oregon
1973—Bert Jones, QB, L.S.U.
1974—John Dutton, DE, Nebraska
 Roger Carr, WR, Louisiana Tech
1975—Ken Huff, G, North Carolina

1975 FIRST YEAR PLAYER ROSTER

NO.	NAME	POS.	HT.	WT.	AGE	COLLEGE	HOW ACQ.
79b	Bengard, Mike	DE	6-4	245	22	Northwestern (Iowa)	D17a
79a	Bushong, John	DE	6-4	230	23	W. Kentucky	D8
27	Cage, Mario	RB	6-0	195	22	Northwestern (La.) St.	D8b
69b	Clapham, Dave	G	6-4	245	23	Nevada-Reno	FA
85a	DenBoer, Greg	TE	6-6	235	22	Michigan	D8a
94	Evavold, Mike	DT	6-5	270	22	Macalester	D16a
73	George, Ed	T	6-4	270	29	Wake Forest	Trade
45	Goodie, John	FB	6-3	235	23	Langston	D15
91a	Hazel, Dave	WR	6-1	190	22	Ohio State	D11
62	Huff, Ken	G	6-4	260	22	North Carolina	D1
9	Joachim, Steve	QB	6-3	215	23	Temple	D7a
29	Johnson, Marshall	RB	6-1	191	22	Houston	D4
46	Jones, Kim	FB	6-4	238	23	Colorado State	D7
85b	Kennedy, Jimmie	TE	6-3	233	23	Colorado State	FA
48	Leaks, Roosevelt	FB	5-11	220	22	Texas	D5
60b	Lewis, Henry	G	6-3	265	23	Iowa State	FA
93	Linford, Paul	DT	6-5	265	22	Brigham Young	D4
58	Luce, Derrel	LB	6-3	220	22	Baylor	D7b
41	Malouf, Bill	WR-DB	6-3	200	22	Mississippi	D16
20	McKinney, Royce	DB	6-1	190	21	Kentucky State	D9
59b	McKnight, David	LB	6-3	230	22	Georgia	D17
92	Pear, Dave	DT	6-2	250	22	Washington	D3a
95	Robinson, Glenn	DE	6-7	245	23	Oklahoma State	D3, 1974
69a	Roman, John	G	6-4	230	23	Idaho State	D13
91b	Russell, Frank	WR	6-0	180	21	Maryland	D17b
44	Sims, Jim	DB	6-0	195	25	Southern California	Trade
42	Smith, Bob	DB	6-1	195	22	Maryland	D16b
54	Smith, Mike	C	6-3	235	23	SMU	D14
59a	Storm, Brad	LB	6-2	235	21	Iowa State	D12
3	Waganheim, Phil	P	6-0	185	23	Maryland	D10
34	Washington, Mike	DB	6-3	190	22	Alabama	D3
90	Westbrook, Don	WR	5-10	185	23	Nebraska	D6

BALTIMORE COLT TRADES

1974

1. March 29—Mike Simpson from San Francisco for 1975 seventh round draft choice (later reacquired in Tom Mitchell trade).
2. June 11 —Joe Orduna and 1975 sixth round draft choice (Don Westbrook) from the N.Y. Giants for Roy Hilton.
3. July 24 —Tom Mitchell to San Francisco for 1975 third (Mike Washington) and fifth (Roosevelt Leaks) round draft choices, which 49'ers had received earlier in Elmer Collett trade, and 1975 seventh (Kim Jones) round draft choice traded to San Francisco in Mike Simpson trade.
4. August 7 —Fred Hoaglin to Houston for 1975 tenth round draft choice.
5. Aug. 13 —Tom MacLeod and 1975 eighth round draft choice (Greg DenBoer) from Green Bay for Ted Hendricks and 1975 second round draft choice.
6. Aug. 23 —Tom Drougas to Denver for 1975 eighth round draft choice (Mario Cage).
7. Sept. 12 —Ron Mayo from Houston for tenth round draft choice acquired in Fred Hoaglin trade.

1975

8. Jan. 23 —George Kunz and Atlanta's first round draft choice (Ken Huff) for number one draft choice and sixth round choice.
9. Jan. 28 —Jim Bailey to N.Y. Jets for fourth round draft choice (Paul Linford).
10. Jan. 28 —Greg Latta NFL rights to Chicago for third (David Pear) and seventh (Steve Joachim) round 1975 draft choices.
11. Jan. 28 —Noah Jackson NFL rights to Chicago for 1975 seventh round draft choice (Derrel Luce) and undisclosed 1976 draft choice.
12. Jan. 29 —Cotton Speyrer and Glenn Ressler to Washington for 1975 twelfth round draft choice (Brad Storm) and 1976 sixteenth round draft choice.
13. Jan. 29 —San Francisco's 1975 sixteenth (Mike Evavold) and seventeenth (Mike Bengard) round draft choices for Colts 1976 sixteenth and seventeenth round draft choices.
14. Jan. 29 —Oakland's 1975 sixteenth (Bob Smith) and seventeenth (Frank Russell) round draft choices for the Colts 1976 thirteenth and seventeenth round draft choices.
15. April 14 —Acquired NFL rights to Ed George (later signed) from Pittsburgh for undisclosed draft choice.
16. May 2 —Jim Sims from the N.Y. Giants for Larry Christoff.
17. June 2 —Herb Mul-Key from Washington for 1977 fourth round draft choice.

What is the most asked question of the Baltimore Colts' past?

It would have to be the Colts' famous five for 10 trade engineered in 1953 with the Cleveland Browns.

The Colts received quarterback Harry Agganis, defensive backs Bert Rechichar, Don Shula and Carl Taseff, end Gern Nagler, guards Elmer Willhoite, Ed Sharkey and Art Spinney and tackles Dick Batten and Stu Sheetz. In exchange, the Browns obtained linebacker Tom Catlin, guard Hershel Forrester, halfback John Petibon and tackles Don Colo and Mike McCormick (now head coach of the Philadelphia Eagles).

HOW THE COLTS HAVE BEEN BUILT

Year	Draft (Round)	Trades	Free Agents/Waivers
1965	Curtis (1)		
1966		Lee (from Cleveland)	
1967	Volk (2)		
1969	Nelson (3)		
1971	McCauley (1)		Mendenhall—w (from Houston)
1972	Doughty (2a) Mitchell (2b) Laird (6) White (17)	Domres (from San Diego)	Munsey—fa
1973	Jones (1) Ehrmann (1a) Barnes (2) Olds (3) Palmer (4) O. Smith (4a) Taylor (5) Oldham (8) Windauer (8a) Neal (11)	Chester (from Oakland) Collett (from San Francisco)	Andrews—fa*
1974	Dutton (1) Carr (1a) Cook (2) Pratt (3a) Nettles (5) Rhodes (6) Dickel (7a) Scott (7b) Van Duyne (10) Rudnick (11) Simonson (12) Hall (13) Berra (17)	MacLeod (from Green Bay) Mayo (from Houston) Orduna (from N.Y. Giants)	Bertuca—fa Linhart—fa Troup—w (from Philadelphia) Williams—w (from Houston)
1975	See page 56 Robinson (3, 1974)	Kunz (from Atlanta) Sims (from N.Y. Giants) George (rights from Pittsburgh) Mul-Key (from Washington)	Kennedy—fa Clapham—fa Lewis—fa

* 1971 fifth round draft choice, traded to San Diego in 1972, and reacquired as a free agent in winter of 1973.

PRONUNCIATION GUIDE

Elmer Collett	CAWL-ett
Greg DenBoer	DEN-boar
Glenn Doughty	DOWDY
Joe Erhmann	ER-man
Steve Joachim	Joe-AK-im
George Kunz	KOUNS
Tom MacLeod	Mc-CLOUD
Bill Malouf	Ma-LOOF
Nelson Munsey	MUN-see
Ray Oldham	OLD-am
Joe Orduna	Or-DOON-ya
Tim Rudnick	RUD-nick
Dave Simonson	SY-mon-son
Bill Troup	TROOP
Bob Van Duyne	VAN DINE
Bill Windauer	WIND-our

COLTS' PRE-CAMP DEPTH CHART—OFFENSE

Wide Receiver	Left Tackle	Left Guard	Center	Right Guard	Right Tackle	Wide Receiver
81 Roger Carr	68 Dennis Nelson	62 Ken Huff	57 Ken Mendenhall	66 Elmer Collett	75 George Kunz	86 Freddie Scott
84 Tim Berra	64 David Taylor	67 Bob Van Duyn	50 Dan Neal	61 Robert Pratt	71 Gery Palmer	35 Glenn Doughty
80 Ollie Smith	73 Ed George	60b Henry Lewis	54 Mike Smith		60 Dave Simonson	90 Don Westbrook
91a Dave Hazel						91b Frank Russell

Quarterback

7 Bert Jones
14 Marty Domres
12 Bill Troup
9 Steve Joachim

Tight End

87 Raymond Chester
88 John Andrews
83 Ron Mayo
85b Jimmie Kennedy
85a Greg DenBoer

Running Back

26 Lydell Mitchell	38 Bill Olds
37 Joe Orduna	23 Don McCauley
29 Marshall Johnson	48 Roosevelt Leaks
28 Herb Mul-key	46 Kim Jones
27 Mario Cage	45 John Goodie

DEFENSIVE DEPTH CHART

Placekicker
2 Toni Linhart

Holder
14 Marty Domres

Punter

49 David Lee
3 Phil Waganheim

Kickoff Returns

28 Herb Mul-key
40 Bruce Laird
90 Don Westbrook

Punt Returns

28 Herb Mul-key
21 Rick Volk
84 Tim Berra
20 Royce McKinney
90 Don Westbrook
42 Bob Smith

Left End	Left Tackle	Right Tackle	Right End
72 Fred Cook	65 Bill Windauer	76 Joe Ehrmann	78 John Dutton
95 Glenn Robinson	63 Mike Barnes	74 Steve Williams	79b Mike Bengard
79a John Bushong	92 Dave Pear	93 Paul Linford	
		94 Mike Evavold	

Left Linebacker	Middle Linebacker	Right Linebacker
52 Tom MacLeod	32 Mike Curtis	53 Stan White
51 Tony Bertuca	56 Danny Rhodes	55 Dan Dickel
58 Derrel Luce	59b David McKnight	59a Brad Storm
		44 Jim Sims

Left Cornerback

30 Doug Nettles
34 Mike Washington

Right Cornerback

31 Nelson Munsey
20 Royce McKinney
41 Bill Malouf

Free Safety

21 Rick Volk
33 Randy Hall
43 Tim Rudnick

Strong Safety

40 Bruce Laird
25 Ray Oldham
42 Bob Smith

1975 VETERANS ROSTER

NO.	NAME	POS.	HT.	WT.	NFL EXP.	AGE	COLLEGE	GAMES IN '74
88	Andrews, John	TE	6-3	227	4	26	Indiana	14
63	Barnes, Mike	DT	6-6	255	3	24	Miami (Fla.)	11
84	Berra, Tim	WR	5-11	185	2	23	Massachusetts	14
51	Bertuca, Tony	LB	6-2	225	2	25	Chico State	14
81	Carr, Roger	WR	6-3	200	2	23	Louisiana Tech	11
87	Chester, Raymond	TE	6-4	235	6	27	Morgan State	14
66	Collett, Elmer	G	6-4	240	9	30	San Francisco St.	14
72	Cook, Fred	DE	6-3	235	2	23	So. Mississippi	14
32	Curtis, Mike	LB	6-2	232	11	31	Duke	14
55	Dickel, Dan	LB	6-3	220	2	24	Iowa	14
14	Domres, Marty	QB	6-4	222	7	28	Columbia	14
35	Doughty, Glenn	WR	6-2	204	4	24	Michigan	13
78	Dutton, John	DE	6-6	260	2	24	Nebraska	14
76	Ehrmann, Joe	DT	6-5	260	3	26	Syracuse	14
33	Hall, Randy	CB	6-3	185	2	23	Idaho	14
7	Jones, Bert	QB	6-3	205	3	23	LSU	11
75	Kunz, George	T	6-6	268	7	28	Notre Dame	14
40	Laird, Bruce	S	6-0	185	4	25	American Int'l.	14
49	Lee, David	P	6-4	230	10	31	Louisiana Tech	14
2	Linhart, Toni	K	5-11	178	3	33	Austria Tech	14
52	MacLeod, Tom	LB	6-3	230	3	24	Minnesota	14
83	Mayo, Ron	TE	6-3	223	3	24	Morgan State	9

23	McCauley, Don	RB	6-1	214	5	26	North Carolina	13
57	Mendenhall, Ken	C	6-3	235	5	27	Oklahoma	14
26	Mitchell, Lydell	RB	5-11	204	4	26	Penn State	14
28	Mul-key, Herb	RB	6-0	190	4	25	None	5
31	Munsey, Nelson	CB	6-1	185	4	27	Wyoming	14
50	Neal, Dan	C	6-4	240	3	26	Kentucky	14
68	Nelson, Dennis	T	6-5	260	6	29	Illinois State	14
30	Nettles, Doug	CB	6-0	177	2	24	Vanderbilt	13
25	Oldham, Ray	CB	6-0	200	3	24	M. Tennessee St.	14
38	Olds, Bill	RB	6-1	224	3	24	Nebraska	13
37	Orduna, Joe	RB	6-0	195	4	26	Nebraska	14
71	Palmer, Gery	T	6-4	255	1	24	Kansas	0
61	Pratt, Robert	G	6-3	255	2	24	North Carolina	13
56	Rhodes, Danny	LB	6-2	220	2	24	Arkansas	14
43	Rudnick, Tim	DB	5-10	185	2	23	Notre Dame	14
86	Scott, Freddie	WR	6-2	175	2	23	Amherst	14
60	Simonson, Dave	T	6-6	246	2	23	Minnesota	13
80	Smith, Ollie	WR	6-2	195	3	26	Tennessee St.	1
64	Taylor, David	T	6-4	254	3	25	Catawba	14
12	Troup, Bill	QB	6-5	220	2	24	South Carolina	1
67	Van Duyne, Bob	G	6-5	235	2	23	Idaho	14
21	Volk, Rick	S	6-3	195	9	30	Michigan	14
53	White, Stan	LB	6-1	225	4	25	Ohio State	14
74	Williams, Steve	DE	6-6	260	2	24	Western Carolina	12
65	Windauer, Bill	DT	6-3	245	3	25	Iowa	9

EVOLUTION OF THE COLTS

Contrary to popular belief, the Baltimore Colts have always been members of the National Football League.

In 1944, Ted Collins and singer Kate Smith established a National Football League team in Boston called the Yanks. After four seasons, the club was moved to the Polo Grounds in New York and renamed the Bulldogs.

The National Football League and the All-American Conference merged following the 1949 season, with the New York Yankees of the ACC dissolving. The Bulldogs moved into vacated Yankee Stadium and played there as the Yanks for the 1950 and 1951 seasons.

The Yanks moved to Dallas for the 1952 season and were called the Texans. Finally, in 1953, the franchise was awarded to Baltimore and the Texans became the Baltimore Colts.

The original Baltimore Colts of the ACC (1947-49) and the NFL (1950) evolved from the Miami Sea Hawks. The Miami franchise of the ACC was transferred to Baltimore in 1947. In 1950, after being accepted into the NFL in the merger, the franchise was dissolved and Baltimore was without professional football until the Texans moved to town in 1953.

The 1947-50 Baltimore Colts wore green and silver uniforms, which were the inherited colors of the Miami Sea Hawks. Beginning in 1953, the Colts' colors were blue and white, the same colors which were worn by the Bulldogs, Yanks and Texans. While in Boston, the forerunners of the Colts wore green and yellow.

THE FAMILY TREE

Franchise Years	Club Name	Home Field
1944-48	Boston Yanks (founded by Kate Smith and Ted Collins)	Fenway Park
1949	New York Bulldogs	Polo Grounds
1950-51	New York Yanks	Yankee Stadium
1952	Dallas Texans	Cotton Bowl
1953-present	Baltimore Colts	Memorial Stadium



Action from the Colts first game in the NFL, September 27, 1953 against the Chicago Bears at Memorial Stadium. The Colts won 13-9 before 23,100 fans. Identifiable players: Colts Art Donovan (70) and Barney Poole (83); Bears Fred Morrison (15) and Bill Wightkin (86). Note fans sitting in the scaffolding. Memorial Stadium was still under construction during the 1953 season, with work not completed until 1954.

HISTORICAL HIGHLIGHTS

- December 28, 1946—All-America Football Conf. franchise to Baltimore.
- September 7, 1947—Colts won inaugural game, beating Brooklyn Dodgers, 16-7, in Baltimore Stadium.
- December 12, 1948—Colts, playing for Eastern Division title, lost, 28-17, to Buffalo Bills in game marked by near riot.
- December 9, 1949—All-America Conf. and National Football League came to "peace" agreement. Colts enter N.F.L. for 1950 season.
- January 18, 1951—Abraham Watner withdrew Baltimore franchise and was voted \$50,000 for Colt players by N.F.L. owners.
- December 1, 1952—Newspaper headlines screamed news that Colts would return to N.F.L. in 1953 with former players of defunct Dallas team, providing 15,000 season tickets were bought in seven-week period.
- January 11, 1953—Carroll Rosenbloom became 52 percent owner of new Colts. Other owners were William F. Hilgenberg, Zanvyl Krieger, Thomas Mullan, Sr., and R. Bruce Livie.
- January 22, 1953—Colts officially restored to N.F.L.
- September 27, 1953—Colts upset Chicago Bears, 13-9, in N.F.L. opener.
- February 4, 1957—Carroll Rosenbloom named president.
- November 2, 1958—Colts record sixth successive win in, 56-0, rout of Packers. It was 1st shutout in team history and most one-sided win.
- November 16, 1958—Colts blank Bears first time in 149 games, 17-0.
- November 30, 1958—Colts clinch their first Western Conference title with 35-27 conquest of 49ers before second straight record home sellout crowd of 57,557.
- December 28, 1958—Colts defeat Giants, 23-17, to capture their first World Championship in the league's initial "sudden death" struggle.
- December 12, 1959—Colts overcome 10-0 deficit, scoring 24 points in 4th period, to stun Rams, 45-26, in Los Angeles and wrap up second Western Conference crown.
- December 27, 1959—Colts whip Giants, 31-16, to win their second straight World Championship.
- December 11, 1960—John Unitas' TD passing string is snapped by the Rams at 47 games—an N.F.L. record.
- January 8, 1963—Don Shula relieved Weeb Ewbank as the Colts' third head coach since 1953. Gino Marchetti and Bill Pellington later named Colts' first player-coaches.
- December 15, 1963—John Unitas concluded season during which he smashed eight Colts' records and an N.F.L. mark with 237 completions.
- January 20, 1964—Carroll Rosenbloom purchases remaining stock in Colts to become sole owner of the club.
- November 22, 1964—Colts beat Rams, 24-7, in Los Angeles for record 10th straight win to clinch third Western Conference title.
- December 13, 1964—Raymond Berry catches NFL record 506th pass and Lenny Moore runs season's TD total to NFL mark of 20 vs. Redskins.
- December 27, 1964—Browns defeat Colts, 27-0, in Cleveland for NFL title.
- December 26, 1965—Packers edge Colts, 13-10, in "sudden death" playoff for Western Conference title. Tom Matte directs Colts from quarterback in absence of injured John Unitas and Gary Cuozzo.
- June 8, 1966—N.F.L. and A.F.L. announce merger for 1970.
- January 23, 1967—General Manager Joe Campanella and Head Coach Don Shula named vice-presidents.
- March 17, 1967—Publicity director Harry Hulmes named general manager following death of Joe Campanella on February 15.
- November 5, 1967—Defeated World Champion Green Bay, 13-10, with two touchdowns in final minutes to snap five-game losing skein to Packers.
- December 17, 1967—Unbeaten in 13 games (11-0-2), Colts lost final game of season to Rams, 34-10, in Los Angeles.
- December 8, 1968—Colts win Coastal Division title when Chicago Bears beat Los Angeles Rams, 17-16, day after Colts had beaten Green Bay Packers, 16-3.
- December 22, 1968—A 24-14 victory over Minnesota Vikings gives Colts Western Conference title.
- December 29, 1968—Colts avenge year's only loss by swamping the Cleveland Browns, 34-0, for National Football League championship, their first since back-to-back titles of 1958 and 1959.
- January 12, 1969—Colts fall to American Football League New York Jets, 16-7, in Super Bowl III.
- May 10, 1969—In Pro Football realignment, Colts switch along with Cleveland Browns and Pittsburgh Steelers, to American Conference of National Football League, joining teams which made up American Football League.
- January 6, 1970—Don Klosterman named Colts' General Manager.
- April 3, 1970—Don McCafferty becomes Colts' Head Coach replacing Don Shula who quit to coach Miami Dolphins.

September 20, 1970—Colts open new era in AFC with 16-14 victory at San Diego.

December 13, 1970—Colts clinch Eastern Division title with 20-14 win at Buffalo.

December 26, 1970—Colts defeat Cincinnati, 17-0, in first round of AFC Divisional Playoffs at Memorial Stadium.

January 3, 1971—Colts win AFC Championship by defeating Oakland, 27-17, at Memorial Stadium. Baltimore becomes AFC's first representative in Super Bowl under NFL's new alignment.

January 17, 1971—Colts win first Super Bowl, defeating Dallas, 16-13, on Jim O'Brien's 32-yard field goal with five seconds remaining in Miami.

March 18, 1971—Steve Rosenbloom named President, Carroll Rosenbloom becomes Chairman of the Board.

January 2, 1972—Colts lose, 21-0, at Miami in AFC Championship Game after qualifying for playoffs as wild card entry and defeating Cleveland, 20-3, in AFC Playoff.

July 13, 1972—Robert Irsay acquires Colts after exchanging Rams to Carroll Rosenbloom. Joe Thomas named Colts' Vice President and General Manager.

July 29, 1972—Gino Marchetti inducted into Professional Football Hall of Fame in Canton, O., joining Art Donovan.

October 16, 1972—John Sandusky replaces Don McCafferty as head coach after fifth league game of 1972 season.

January 22, 1973—John Unitas traded to San Diego for future consideration.

February 14, 1973—Howard Schnellenberger named sixth Head Coach of the Baltimore Colts.

July 28, 1973—Raymond Berry and Jim Parker inducted into Professional Football Hall of Fame in Canton, O., joining Art Donovan and Gino Marchetti.

December 9, 1973—Colts upset Super Bowl-bound Miami, 16-3, at Memorial Stadium to end six-game losing streak.

September 29, 1974—Vice President and General Manager Joe Thomas replaces Howard Schnellenberger as Head Coach.

October 20, 1974—Lydell Mitchell sets NFL record of 40 rushes (156 yards) in Colts' 35-20 win over the New York Jets at Shea Stadium.

December 15, 1974—Bert Jones completed a NFL record 17 consecutive passes and Lydell Mitchell won league pass catching title with 72 receptions, a league record for running backs.


January 15, 1975—Ted Marchibroda named eighth head coach of the Baltimore Colts.



Bert Jones

HALL OF FAME

Lenny Moore's induction into the Pro Football Hall of Fame this year brings to five the number of Colts so honored. Defensive tackle Art Donovan (1968) was the first Colt inducted. He was followed by defensive end Gino Marchetti (1972) and receiver Raymond Berry and offensive guard and tackle, Jim Parker. Berry and Parker entered the Hall in 1973.



Lenny Moore



Raymond Berry



Art Donovan



Gino Marchetti



Jim Parker

COLT JERSEYS RETIRED

19 Johnny Unitas

22 Buddy Young

24 Lenny Moore

70 Art Donovan

77 Jim Parker

82 Raymond Berry

89 Gino Marchetti

COLTS' ALL-AMERICA CONFERENCE SUMMARY

1947: Won—2; Lost 11; Tied—1
Finished 4th in Eastern Division
Coach: Cecil Isbell

Colts—167; Opponents—377
Total Attendance: 357,641
*Largest Home Attendance—51,183

1948: Won—7; Lost—8
Finished 2nd in Eastern Division
Coach: Cecil Isbell

Colts—350; Opponents—259
Total Attendance: 437,715
All-League Guard—Dick Barwegen

1949: Won—1; Lost 11
Finished 7th in Eastern Division
Coaches: Cecil Isbell,
Walter Driskill

Colts—172; Opponents—341
Total Attendance: 300,324
All-League Guard—Dick Barwegen

COLTS IN THE PRO BOWL

1953

Art Donovan, Tom Keane, George Taliaferro,
Dick Barwegen

1954

Art Donovan, Buddy Young, Gino Marchetti

1955

Art Donovan, Gino Marchetti, Alan Ameche,
Bert Rechichar, Dick Szymanski

1956

Art Donovan, Gino Marchetti, Alan Ameche,
Bert Rechichar, Lenny Moore

1957

Art Donovan, Gino Marchetti, Alan Ameche,
Bert Rechichar, Jim Mutscheller, John Unitas

1958

Don Joyce, Jim Parker, Raymond Berry, John Unitas,
Alan Ameche, Lenny Moore, Gene Lipscomb

1959

Gino Marchetti, Jim Parker, Raymond Berry,
John Unitas, Lenny Moore, Gene Lipscomb,
Art Spinney

1960

Gino Marchetti, Jim Parker, John Unitas,
Lenny Moore, Art Spinney, Andy Nelson

1961

Gino Marchetti, Jim Parker, John Unitas,
Lenny Moore, Raymond Berry, Dick Szymanski

1962

Gino Marchetti, Jim Parker, John Unitas,
Raymond Berry, John Mackey

1963

Gino Marchetti, Jim Parker, John Unitas,
Raymond Berry, John Mackey

1964

Gino Marchetti, Jim Parker, John Unitas,
Raymond Berry, Bobby Boyd, Dick Szymanski,
Bob Vogel, Lenny Moore

1965

Jerry Logan, Jim Parker, Bob Vogel,
John Mackey

1966

John Mackey, John Unitas, Lenny Lyles, Ordell Braase

1967

Willie Richardson, John Unitas, Ordell Braase,
Bob Vogel, Fred Miller, John Mackey, Rick Volk

1968

Bob Vogel, Bob Boyd, Earl Morrall, John Mackey,
Mike Curtis, Willie Richardson, Tom Matte

1969

Tom Matte, Fred Miller, Rick Volk

1970

Mike Curtis, Jerry Logan, Bubba Smith

1971

Norman Bulaich, Bill Curry, Mike Curtis,
Ted Hendricks, Jerry Logan, Bubba Smith,
Bob Vogel, Rick Volk

1972

Bill Curry, Ted Hendricks, Bruce Laird

1973

Ted Hendricks

1974

Mike Curtis

68

ALL-LEAGUE COLTS

- 1953: Tom Keane, Halfback
 1954: Art Donovan, Tackle
 1955: Art Donovan, Tackle; Alan Ameche, Fullback; Bert Rechichar, Halfback
 1956: Art Donovan, Tackle; Gino Marchetti, End
 1957: Art Donovan, Tackle; Gino Marchetti, End; John Unitas, Quarterback; Milt Davis, Halfback
 1958: Raymond Berry, End; Jim Parker, Tackle; John Unitas, Quarterback; Lenny Moore, Halfback; Gino Marchetti, End; Gene Lipscomb, Tackle
 1959: Raymond Berry, End; Jim Parker, Tackle; John Unitas, Quarterback; Lenny Moore, Halfback; Gino Marchetti, End; Gene Lipscomb, Tackle; Art Spinney, Guard; Andy Nelson, Halfback
 1960: Raymond Berry, End; Jim Parker, Tackle; Gino Marchetti, End; Lenny Moore, Halfback; Gene Lipscomb, Tackle
 1961: Jim Parker, Tackle; Lenny Moore, Halfback; Gino Marchetti, End
 1962: Jim Parker, Tackle-Guard; Gino Marchetti, End
 1963: Jim Parker, Guard; Gino Marchetti, End
 1964: Jim Parker, Guard; Gino Marchetti, End; John Unitas, Quarterback; Lenny Moore, Halfback; Bob Vogel, Tackle; Bob Boyd, Halfback
 1965: Jim Parker, Guard; Bob Vogel, Tackle; John Unitas, Quarterback; Jimmy Orr, Flanker; Bob Boyd, Halfback
 1966: John Mackey, End; Bob Boyd, Halfback
 1967: John Unitas, Quarterback; John Mackey, End; Bob Vogel, Tackle; Willie Richardson, Flanker
 1968: Earl Morrall, Quarterback; John Mackey, End; Bob Vogel, Tackle; Mike Curtis, Linebacker; Bob Boyd, Defensive Halfback; Rick Volk, Safety
 1969: David Lee, Punter
 1970: Jerry Logan, Safety; Bubba Smith, Defensive End; Rick Volk, Safety; David Lee, Punter
 1971: *Ted Hendricks, Linebacker; *Bubba Smith, Defensive End; *Rick Volk, Safety; Bill Curry, Center; Mike Curtis, Linebacker
 1972: *Ted Hendricks, Linebacker
 1973: Ted Hendricks, Linebacker
- *Both Conferences

NFL PRO BOWL AT LOS ANGELES

(Western Conference won 13, Eastern Conference won 7)

1970—West 16, East 13	1960—West 38, East 21
1969—West 10, East 7	1959—East 28, West 21
1968—West 38, East 20	1958—West 26, East 7
1967—East 20, West 12	1957—West 19, East 10
1966—East 36, West 7	1956—East 31, West 30
1965—West 34, East 14	1955—West 26, East 19
1964—West 31, East 17	1954—East 20, West 9
1963—East 30, West 20	1953—West 27, East 7
1962—West 31, East 30	1952—West 30, East 13
1961—West 35, East 31	1951—East 28, West 27

AFL ALL-STAR GAME

1970—West 26, East 3	1965—West 38, East 14
1969—West 38, East 25	1964—West 27, East 24
1968—East 25, West 24	1963—West 21, East 21
1967—East 30, West 23	1962—West 47, East 27
1966—All Stars 30, Buffalo 19	

NFC-AFC PRO BOWL

1975—NFC 17, AFC 10 (MIAMI)

1974—AFC 15, NFC 13 (KANSAS CITY)	1972—AFC 26, NFC 13 (LA)
1973—AFC 33, NFC 28 (DALLAS)	1971—NFC 27, AFC 6 (LA)

COLTS' ALL-TIME LEAGUE RESULTS

Date	Site	1953	Results	Attendance
9/27/53	Baltimore	COLTS 13,	Bears 9	23,100
10/3/53	Baltimore	Lions 27,	Colts 17	24,490
10/11/53	Chicago	COLTS 16,	Bears 14	31,463
10/18/53	Green Bay	Packers 37,	Colts 14	17,965
10/25/53	Baltimore	COLTS 27,	Redskins 17	33,354
10/31/53	Baltimore	Packers 35,	Colts 24	33,797
11/7/53	Detroit	Lions 17,	Colts 7	44,002
11/15/53	Philadelphia	Eagles 45,	Colts 14	14,813
11/22/53	Baltimore	Rams 21,	Colts 13	27,268
11/29/53	Baltimore	49ers 38,	Colts 21	26,005
12/5/53	Los Angeles	Rams 45,	Colts 2	18,418
12/13/53	San Francisco	49ers 45,	Colts 14	<u>22,938</u>
				317,613

1953: Won—3; Lost—9. Colts—182; Opponents—350. Finished 5th Western Conference. Coach: Keith Molesworth

Date	Site	1954	Results	Attendance
9/26/54	Baltimore	Rams 48,	Colts 0	36,215
10/2/54	Baltimore	COLTS 20,	Giants 14	27,088
10/10/54	Chicago	Bears 28,	Colts 9	25,930
10/16/54	Detroit	Lions 35,	Colts 0	25,835
10/24/54	Baltimore	Packers 7,	Colts 6	28,680
10/31/54	Washington	Redskins 24,	Colts 3	25,287
11/6/54	Baltimore	Lions 27,	Colts 3	18,784
11/13/54	Milwaukee	Packers 24,	Colts 13	23,093
11/21/54	Baltimore	Bears 28,	Colts 13	23,873
11/28/54	Baltimore	COLTS 17,	49ers 13	19,893
12/4/54	Los Angeles	COLTS 22,	Rams 21	20,567
12/11/54	San Francisco	49ers 10,	Colts 7	<u>24,497</u>
				319,744

1954: Won—3; Lost—9. Colts—131; Opponents—279. Finished 6th Western Conference. Coach: Weeb Ewbank

Date	Site	1955	Results	Attendance
9/25/55	Baltimore	COLTS 23,	Bears 17	36,167
10/1/55	Baltimore	COLTS 28,	Lions 13	40,030
10/8/55	Milwaukee	COLTS 24,	Packers 20	40,199
10/16/55	Chicago	Bears 38,	Colts 10	36,741
10/23/55	Baltimore	Redskins 14,	Colts 13	51,587
10/29/55	Baltimore	COLTS 14,	Packers 10	34,411
11/5/55	Detroit	Lions 24,	Colts 14	51,565
11/13/55	New York	Giants 17,	Colts 7	33,982
11/20/55	Baltimore	COLTS 17,	Rams 17	41,146
11/27/55	Baltimore	COLTS 26,	49ers 14	33,485
12/4/55	Los Angeles	Rams 20,	Colts 14	36,155
12/11/55	San Francisco	49ers 35,	Colts 24	<u>32,682</u>
				468,150

1955: Won—5; Lost—6; Tied—1. Colts—214; Opponents—239. Finished 4th Western Conference. Coach: Weeb Ewbank

Date	Site	1956	Results	Attendance
9/30/56	Baltimore	COLTS 28,	Bears 21	45,221
10/6/56	Baltimore	Lions 31,	Colts 14	42,622
10/14/56	Milwaukee	Packers 38,	Colts 33	22,782
10/21/56	Chicago	Bears 58,	Colts 27	46,074
10/28/56	Baltimore	COLTS 28,	Packers 21	40,086
11/11/56	Cleveland	COLTS 21,	Browns 7	40,647
11/18/56	Detroit	Lions 27,	Colts 3	52,672
11/25/56	Baltimore	COLTS 56,	Rams 21	40,321
12/2/56	Baltimore	49ers 20,	Colts 17	37,227
12/9/56	Los Angeles	Rams 31,	Colts 7	36,291
12/16/56	San Francisco	49ers 30,	Colts 17	39,035
12/23/56	Baltimore	COLTS 19,	Redskins 17	<u>32,994</u>
				475,972

1956: Won—5; Lost—7. Colts—270; Opponents—322. Finished 4th Western Conference. Coach: Weeb Ewbank

Date	Site	1957	Results	Attendance
9/29/57	Baltimore	COLTS 34,	Lions 14	40,112
10/5/57	Baltimore	COLTS 21,	Bears 10	46,558
10/13/57	Milwaukee	COLTS 45,	Packers 17	27,322
10/20/57	Detroit	Lions 31,	Colts 27	55,764
10/27/57	Baltimore	Packers 24,	Colts 21	48,510
11/3/57	Baltimore	Steelers 19,	Colts 13	42,575
11/10/57	Washington	COLTS 21,	Redskins 17	33,149
11/17/57	Chicago	COLTS 29,	Bears 14	47,168
11/24/57	Baltimore	COLTS 27,	49ers 21	50,073
12/1/57	Baltimore	COLTS 31,	Rams 14	52,060
12/8/57	San Francisco	49ers 17,	Colts 13	59,950
12/15/57	Los Angeles	Rams 37,	Colts 21	52,560
				554,801

1957: Won-7; Lost-5. Colts-303; Opponents-235. Finished 3rd Western Conference. Coach: Weeb Ewbank

Date	Site	1958	Results	Attendance
9/28/58	Baltimore	COLTS 28,	Lions 15	48,377
10/4/58	Baltimore	COLTS 51,	Bears 38	52,622
10/12/58	Milwaukee	COLTS 24,	Packers 17	24,553
10/19/58	Detroit	COLTS 40,	Lions 14	55,190
10/26/58	Baltimore	COLTS 35,	Redskins 10	54,403
11/2/58	Baltimore	COLTS 56,	Packers 0	51,333
11/9/58	New York	Giants 24,	Colts 21	71,163
11/16/58	Chicago	COLTS 17,	Bears 0	48,664
11/23/58	Baltimore	COLTS 34,	Rams 7	57,557
11/30/58	Baltimore	COLTS 35,	49ers 27	57,557
12/6/58	Los Angeles	Rams 30,	Colts 28	100,202
12/14/58	San Francisco	49ers 21,	Colts 12	58,334
12/28/58	*New York	COLTS 23,	Giants 17	64,185
				679,955

Colts defeated New York Giants to win World Championship in sudden death.

Regular Season

1958: Won-9; Lost-3. Colts-381; Opponents-203. Finished 1st Western Conference. Coach: Weeb Ewbank

Date	Site	1959	Results	Attendance
9/27/59	Baltimore	COLTS 21,	Lions 9	55,588
10/3/59	Baltimore	Bears 26,	Colts 21	57,557
10/11/59	Detroit	COLTS 31,	Lions 24	54,197
10/18/59	Chicago	COLTS 21,	Bears 7	48,430
10/25/59	Baltimore	COLTS 38,	Packers 21	57,557
11/1/59	Baltimore	Browns 38,	Colts 31	57,557
11/8/59	Washington	Redskins 27,	Colts 24	32,773
11/15/59	Milwaukee	COLTS 28,	Packers 24	25,521
11/22/59	Baltimore	COLTS 45,	49ers 14	57,557
11/29/59	Baltimore	COLTS 35,	Rams 21	57,557
12/5/59	San Francisco	COLTS 34,	49ers 14	59,075
12/12/59	Los Angeles	COLTS 45,	Rams 26	65,528
12/27/59	*Baltimore	COLTS 31,	Giants 16	57,545
				628,897

*Colts defeated New York Giants to win World Championship.

Regular Season

1959: Won-9; Lost-3. Colts-374; Opponents-251. Finished 1st Western Conference. Coach: Weeb Ewbank

Date	Site	1960	Results	Attendance
9/25/60	Baltimore	COLTS 20,	Redskins 0	53,818
10/2/60	Baltimore	COLTS 42,	Bears 7	57,808
10/9/60	Green Bay	Packers 35,	Colts 21	32,150
10/16/60	Baltimore	COLTS 31,	Rams 17	57,808
10/23/60	Detroit	Lions 30,	Colts 17	53,854
10/30/60	Dallas	COLTS 45,	Cowboys 7	25,500
11/6/60	Baltimore	COLTS 38,	Packers 24	57,808
11/13/60	Chicago	COLTS 24,	Bears 20	48,713
11/26/60	Baltimore	49ers 30,	Colts 22	57,808
12/4/60	Baltimore	Lions 20,	Colts 15	57,808
12/11/60	Los Angeles	Rams 10,	Colts 3	75,461
12/18/60	San Francisco	49ers 34,	Colts 10	57,269
				635,805

1960: Won-6; Lost-6. Colts-288; Opponents-234. Finished 4th Western Conference. Coach: Weeb Ewbank

Date	Site	1961	Results	Attendance
9/17/61	Baltimore	COLTS 27,	Rams 24	54,259
9/24/61	Baltimore	Lions 16,	Colts 15	54,259
10/1/61	Baltimore	COLTS 34,	Vikings 33	54,259
10/8/61	Green Bay	Packers 45,	Colts 7	38,669
10/15/61	Chicago	Bears 24,	Colts 10	48,719
10/22/61	Detroit	COLTS 17,	Lions 14	53,016
10/29/61	Baltimore	Bears 21,	Colts 20	38,010
11/5/61	Baltimore	COLTS 45,	Packers 21	57,641
11/12/61	Mpls.-St. Paul	Vikings 28,	Colts 20	57,641
11/19/61	Baltimore	COLTS 16,	Cardinals 0	56,112
11/26/61	Washington	COLTS 27,	Redskins 6	41,062
12/3/61	Baltimore	COLTS 20,	49ers 17	57,641
12/9/61	Los Angeles	Rams 34,	Colts 17	41,268
12/16/61	San Francisco	COLTS 27,	49ers 24	45,517
				698,073

1961: Won—8; Lost—6. Colts—302; Opponents—307. Finished 3rd Western Conference. Coach: Weeb Ewbank

Date	Site	1962	Results	Attendance
9/16/62	Baltimore	COLTS 30,	Rams 27	54,796
9/23/62	Mpls.-St. Paul	COLTS 34,	Vikings 7	30,787
9/30/62	Baltimore	Lions 29,	Colts 20	57,966
10/7/62	Baltimore	49ers 21,	Colts 13	54,158
10/14/62	Cleveland	COLTS 36,	Browns 14	80,132
10/21/62	Chicago	Bears 35,	Colts 15	49,066
10/28/62	Baltimore	Packers 17,	Colts 6	57,966
11/4/62	San Francisco	COLTS 22,	49ers 3	44,875
11/11/62	Los Angeles	COLTS 14,	Rams 2	39,502
11/18/62	Green Bay	Packers 17,	Colts 13	38,669
11/25/62	Baltimore	Bears 57,	Colts 0	56,164
12/2/62	Detroit	Lions 21,	Colts 14	53,012
12/8/62	Baltimore	COLTS 34,	Redskins 21	56,964
12/16/62	Baltimore	COLTS 42,	Vikings 17	53,645
				727,702

1962: Won—7; Lost—7. Colts—293; Opponents—288. Finished 4th Western Conference. Coach: Weeb Ewbank

Date	Site	1963	Results	Attendance
9/15/63	Baltimore	Giants 37,	Colts 28	60,029
9/22/63	San Francisco	COLTS 20,	49ers 14	31,006
9/29/63	Green Bay	Packers 31,	Colts 20	42,327
10/6/63	Chicago	Bears 10,	Colts 3	48,998
10/13/63	Baltimore	COLTS 20,	49ers 3	56,962
10/20/63	Detroit	COLTS 25,	Lions 21	51,901
10/27/63	Baltimore	Packers 34,	Colts 20	60,065
11/3/63	Baltimore	Bears 17,	Colts 7	60,065
11/10/63	Baltimore	COLTS 24,	Lions 21	59,758
11/17/63	Mpls.-St. Paul	COLTS 37,	Vikings 34	33,136
11/24/63	Los Angeles	Rams 17,	Colts 16	48,555
12/1/63	Washington	COLTS 36,	Redskins 20	44,006
12/8/63	Baltimore	COLTS 41,	Vikings 10	54,122
12/15/63	Baltimore	COLTS 19,	Rams 16	52,834
				703,764

1963: Won—8; Lost—6. Colts—316; Opponents—285. Finished 3rd Western Conference. Coach: Don Shula

Date	Site	1964	Results	Attendance
9/13/64	Mpls.-St. Paul	Vikings 34,	Colts 24	35,563
9/20/64	Green Bay	COLTS 21,	Packers 20	42,327
9/27/64	Baltimore	COLTS 52,	Bears 0	56,537
10/4/64	Baltimore	COLTS 35,	Rams 20	56,537
10/12/64	Baltimore	COLTS 47,	Cardinals 27	60,213
10/18/64	Baltimore	COLTS 24,	Packers 21	60,213
10/25/64	Detroit	COLTS 34,	Lions 0	57,814
11/1/64	Baltimore	COLTS 37,	49ers 7	60,213
11/8/64	Chicago	COLTS 40,	Bears 24	47,891
11/15/64	Baltimore	COLTS 17,	Vikings 14	60,213
11/22/64	Los Angeles	COLTS 24,	Rams 7	72,137
11/29/64	San Francisco	COLTS 14,	49ers 3	33,642
12/6/64	Baltimore	Lions 31,	Colts 14	60,213
12/13/64	Baltimore	COLTS 45,	Redskins 17	60,213
12/27/64	*Cleveland	Browns 27,	Colts 0	79,544
				763,726

*Cleveland Browns defeated Colts to win NFL Championship.

Regular Season

1964: Won—12; Lost—2. Colts—428; Opponents—225. Finished 1st Western Conference. Coach: Don Shula

Date	Site	1965	Results	Attendance
9/19/65	Baltimore	COLTS 35,	Vikings 16	56,562
9/26/65	Milwaukee	Packers 20,	Colts 17	48,130
10/3/65	Baltimore	COLTS 27,	49ers 24	58,609
10/10/65	Baltimore	COLTS 31,	Lions 7	60,238
10/17/65	Washington	COLTS 38,	Redskins 7	50,405
10/24/65	Baltimore	COLTS 35,	Rams 20	60,238
10/31/65	San Francisco	COLTS 34,	49ers 28	45,827
11/7/65	Chicago	COLTS 26,	Bears 21	45,656
11/14/65	Minnesota	COLTS 41,	Vikings 21	47,426
11/21/65	Baltimore	COLTS 34,	Eagles 24	60,238
11/25/65	Detroit	COLTS 24,	Lions 24	55,036
12/5/65	Baltimore	Bears 13,	Colts 0	60,238
12/12/65	Baltimore	Packers 42,	Colts 27	60,238
12/18/65	Los Angeles	COLTS 20,	Rams 17	46,636
12/26/65	*Green Bay	Packers 13,	Colts 10	50,484
1/9/66	+Miami	COLTS 35,	Cowboys 3	65,569
				755,477

*Green Bay Packers defeated Colts in sudden death to win Western Conference title.

+Colts defeated Dallas Cowboys to win Playoff Bowl.

Regular Season

1965: Won—10; Lost—3; Tied—1. Colts—339; Opponents—284. Finished in tie for first place in Western Conference. Coach: Don Shula

Date	Site	1966	Results	Attendance
9/10/66	Milwaukee	Packers 24,	Colts 3	48,650
9/18/66	Mpls.-St. Paul	COLTS 38,	Vikings 23	47,426
9/25/66	Baltimore	COLTS 36,	49ers 14	56,715
10/9/66	Chicago	Bears 27,	Colts 17	47,452
10/16/66	Baltimore	COLTS 45,	Lions 14	60,238
10/23/66	Baltimore	COLTS 20,	Vikings 17	60,238
10/30/66	Los Angeles	COLTS 17,	Rams 3	57,898
11/6/66	Baltimore	COLTS 37,	Redskins 10	60,238
11/13/66	Atlanta	COLTS 19,	Falcons 7	58,850
11/20/66	Detroit	Lions 20,	Colts 14	52,383
11/27/66	Baltimore	Rams 23,	Colts 7	60,238
12/4/66	Baltimore	COLTS 21,	Bears 16	60,238
12/10/66	Baltimore	Packers 14,	Colts 10	60,238
12/18/66	San Francisco	COLTS 30,	49ers 14	40,005
1/8/67	*Miami	COLTS 20,	Eagles 14	58,088
				828,895

*Colts defeated Philadelphia Eagles to win Playoff Bowl.

Regular Season

1966: Won—9; Lost—5. Colts—314; Opponents—226. Finished 2nd Western Conference. Coach: Don Shula

Date	Site	1967	Results	Attendance
9/17/67	Baltimore	COLTS 38,	Falcons 31	56,715
9/24/67	Philadelphia	COLTS 38,	Eagles 6	60,755
10/1/67	Baltimore	COLTS 41,	49ers 7	60,238
10/8/67	Chicago	COLTS 24,	Bears 3	47,190
10/15/67	Baltimore	COLTS 24,	Rams 24	60,238
10/22/67	Mpls.-St. Paul	COLTS 20,	Vikings 20	47,693
10/29/67	Washington	COLTS 17,	Redskins 13	50,574
11/5/67	Baltimore	COLTS 13,	Packers 10	60,238
11/12/67	Atlanta	COLTS 49,	Falcons 7	58,850
11/19/67	Baltimore	COLTS 41,	Lions 7	60,238
11/26/67	San Francisco	COLTS 26,	49ers 9	44,815
12/3/67	Baltimore	COLTS 23,	Cowboys 17	60,238
12/10/67	Baltimore	COLTS 30,	Saints 10	60,238
12/17/67	Los Angeles	Rams 34,	Colts 10	77,277
				805,297

1967: Won—11; Lost—1; Tied—2. Colts—384; Opponents—164. Tied for 1st Coastal Division of Western Conference. Coach: Don Shula

Date	Site	1968	Results	Attendance
9/15/68	Baltimore	COLTS 27,	49ers 10	56,864
9/23/68	Atlanta	COLTS 38,	Falcons 20	50,428
9/29/68	Pittsburgh	COLTS 41,	Steelers 7	44,480
10/6/68	Baltimore	COLTS 28,	Bears 7	60,238
10/13/68	San Francisco	COLTS 42,	49ers 14	32,822
10/20/68	Baltimore	Browns 30,	Colts 20	60,238
10/27/68	Baltimore	COLTS 27,	Rams 10	60,238
11/2/68	New York	COLTS 26,	Giants 0	62,973
11/10/68	Detroit	COLTS 27,	Lions 10	55,170
11/17/68	Baltimore	COLTS 27,	Cardinals 0	60,238
11/24/68	Baltimore	COLTS 21,	Vikings 9	60,238
12/1/68	Baltimore	COLTS 44,	Falcons 0	60,238
12/7/68	Green Bay	COLTS 16,	Packers 3	50,861
12/15/68	Los Angeles	COLTS 28,	Rams 24	69,397
12/22/68	*Baltimore	COLTS 24,	Vikings 14	60,238
12/27/68	**Cleveland	COLTS 34,	Browns 0	80,628
1/12/69	+Miami	Jets 16,	Colts 7	<u>75,377</u>
				784,423

*Colts defeated Minnesota Vikings to win Western Division Championship.

**Colts defeated Cleveland Browns to win NFL Championship.

+New York Jets defeated Colts to win World Championship.

Regular Season

1968: Won—13; Lost—1. Colts—396; Opponents—144. Won Coastal Division Championship. Coach: Don Shula

Date	Site	1969	Results	Attendance
9/21/69	Baltimore	Rams 27,	Colts 20	56,864
9/28/69	Mpls.-St. Paul	Vikings 52,	Colts 14	47,644
10/5/69	Atlanta	COLTS 21,	Falcons 14	57,806
10/13/69	Baltimore	COLTS 24,	Eagles 20	56,864
10/19/69	New Orleans	COLTS 30,	Saints 10	80,636
10/26/69	Baltimore	49ers 24,	Colts 21	60,238
11/2/69	Baltimore	COLTS 41,	Redskins 17	60,238
11/9/69	Baltimore	COLTS 14,	Packers 6	60,238
11/16/69	San Francisco	49ers 20,	Colts 17	38,472
11/23/69	Chicago	COLTS 24,	Bears 21	45,455
11/30/69	Baltimore	COLTS 13,	Falcons 6	60,238
12/7/69	Baltimore	COLTS 17,	Lions 17	60,238
12/13/69	Dallas	Cowboys 27,	Colts 10	63,191
12/21/69	Los Angeles	COLTS 13,	Rams 7	<u>73,336</u>
				821,388

1969: Won—8; Lost—5; Tied—1. Colts—279; Opponents—268. Finished 2nd Coastal Division of Western Conference. Coach: Don Shula

Date	Site	1970	Results	Attendance
9/20/70	San Diego	COLTS 16,	Chargers 14	47,782
9/28/70	Baltimore	Chiefs 44,	Colts 24	53,911
10/4/70	Boston	COLTS 14,	Patriots 6	38,235
10/11/70	Houston	COLTS 24,	Oilers 20	48,050
10/18/70	New York	COLTS 29,	Jets 22	63,301
10/25/70	Baltimore	COLTS 27,	Patriots 3	60,240
11/1/70	Baltimore	COLTS 35,	Dolphins 0	60,240
11/9/70	Milwaukee	COLTS 13,	Packers 10	48,063
11/15/70	Baltimore	COLTS 17,	Bills 17	60,240
11/22/70	Miami	Dolphins 34,	Colts 17	67,699
11/29/70	Baltimore	COLTS 21,	Bears 20	60,240
12/6/70	Baltimore	COLTS 29,	Eagles 10	60,240
12/13/70	Buffalo	COLTS 20,	Bills 14	34,346
12/19/70	Baltimore	COLTS 35,	Jets 20	60,240
12/26/70	*Baltimore	COLTS 17,	Bengals 0	51,127
1/3/71	**Baltimore	COLTS 27,	Raiders 17	56,368
1/17/71	+Miami	COLTS 16,	Cowboys 13	<u>80,055</u>
				950,377

*Colts defeated Cincinnati Bengals (AFC Central Division Champion) in first playoff.

**Colts defeated Oakland Raiders for AFC Championship.

+Colts defeated Dallas Cowboys in Super Bowl to win World Championship.

Regular Season

1970: Won—11; Lost—2; Tied—1. Colts—321; Opponents—234. Won Eastern Division Championship of American Football Conference. Coach: Don McCafferty

Date	Site	1971	Results	Attendance
9/19/71	Baltimore	COLTS 22,	Jets 0	56,458
9/26/71	Baltimore	Browns 14,	Colts 13	56,937
10/3/71	New England	COLTS 23,	Patriots 3	61,232
10/10/71	Buffalo	COLTS 43,	Bills 0	46,206
10/17/71	New York	COLTS 31,	Giants 7	62,860
10/25/71	Mpls.-St. Paul	Vikings 10,	Colts 3	49,784
10/31/71	Baltimore	COLTS 34,	Steelers 21	60,238
11/8/71	Baltimore	COLTS 24,	Rams 17	57,722
11/14/71	New York	COLTS 14,	Jets 13	63,947

11/21/71	Miami	Dolphins 17,	Colts	14	75,312
11/28/71	Oakland	COLTS 37,	Raiders	14	54,689
12/5/71	Baltimore	COLTS 24,	Bills	0	58,476
12/11/71	Baltimore	COLTS 14,	Dolphins	3	60,238
12/19/71	Baltimore	Patriots 21,	Colts	17	57,942
12/26/71	*Cleveland	COLTS 20,	Browns	3	74,082
1/2/72	**Miami	Dolphins 21,	Colts	0	78,629
					974,995

*Colts defeated Cleveland Browns (AFC Central Division Champion) in first playoff.

**Miami Dolphins defeated Colts for AFC Championship.

Regular Season

1971: Won—10; Lost—4. Colts—313; Opponents—140. Finished second in Eastern Division of AFC, qualified for playoffs as runnerup. Coach: Don McCafferty

Date	Site	1972	Results	Attendance	
9/17/72	Baltimore	Cardinals 10,	Colts	3	53,652
9/24/72	Baltimore	Jets 44,	Colts	34	56,626
10/1/72	Buffalo	COLTS 17,	Bills	0	46,206
10/8/72	Baltimore	Chargers 23,	Colts	20	55,459
10/15/72	Baltimore	Cowboys 21,	Colts	0	58,998
10/22/72	New York	Jets 24,	Colts	20	62,948
10/29/72	Baltimore	Dolphins 23,	Colts	0	60,000
11/6/72	New England	COLTS 24,	Patriots	17	60,999
11/12/72	San Francisco	49ers 24,	Colts	21	61,214
11/19/72	Cincinnati	COLTS 20,	Bengals	19	49,512
11/26/72	Baltimore	COLTS 31,	Patriots	0	54,907
12/3/72	Baltimore	COLTS 35,	Bills	7	55,390
12/10/72	Kansas City	Chiefs 24,	Colts	10	44,175
12/16/72	Miami	Dolphins 16,	Colts	0	80,010
					800,096

1972: Won—5; Lost—9. Colts—235; Opponents—252. Finished third in Eastern Division of AFC. Coach: Don McCafferty (First 5 games), John Sandusky (last 9 games).

Date	Site	1973	Results	Attendance	
9/16/73	Cleveland	Browns 24,	Colts	14	74,303
9/23/73	Baltimore	Jets 34,	Colts	10	55,942
9/30/73	Baltimore	COLTS 14,	Saints	10	52,293
10/7/73	New England	Patriots 24,	Colts	16	57,044
10/14/73	Buffalo	Bills 31,	Colts	13	80,020
10/21/73	Detroit	COLTS 29,	Lions	27	53,688
10/28/73	Baltimore	Raiders 24,	Colts	21	59,008
11/4/73	Baltimore	Oilers 31,	Colts	27	52,707
11/11/73	Miami	Dolphins 44,	Colts	0	80,047
11/18/73	Washington	Redskins 22,	Colts	14	52,675
11/25/73	Baltimore	Bills 24,	Colts	17	52,250
12/2/73	New York	Jets 20,	Colts	17	61,009
12/9/73	Baltimore	COLTS 16,	Dolphins	3	58,446
12/16/73	Baltimore	COLTS 18,	Patriots	13	52,065
					841,497

1973: Won—4; Lost—10. Colts—226; Opponents—341. Finished Tied 4th in Eastern Division of AFC. Coach: Howard Schnellenberger

Date	Site	1974	Results	Attendance	
9/15/74	Pittsburgh	Steelers 30,	Colts	0	48,890
9/22/74	Baltimore	Packers 20,	Colts	13	41,252
9/29/74	Philadelphia	Eagles 30,	Colts	10	66,052
10/6/74	New England	Patriots 42,	Colts	3	59,502
10/13/74	Baltimore	Bills 27,	Colts	14	42,089
10/20/74	New York	COLTS 35,	Jets	20	60,622
10/27/74	Miami	Dolphins 17,	Colts	7	75,709
11/3/74	Baltimore	Bengals 24,	Colts	14	40,037
11/10/74	Baltimore	Broncos 17,	Colts	6	37,959
11/17/74	Atlanta	COLTS 17,	Falcons	7	58,850
11/24/74	Baltimore	Patriots 27,	Colts	17	38,971
12/1/74	Buffalo	Bills 6,	Colts	0	79,542
12/8/74	Baltimore	Dolphins 17,	Colts	16	43,553
12/15/74	Baltimore	Jets 45,	Colts	38	38,168

1974: Won—2; Lost—12. Colts—190; Opponents—329. Finished 5th in Eastern Division of AFC. Coach: Howard Schnellenberger (first 3 games), Joe Thomas (last 11 games).

COLTS' 22 Year NFL Totals

(All Games)

Won—175 Lost—125 Tied—6

COLT CHAMPIONSHIP GAMES

NFL CHAMPIONSHIP

DEC. 28, 1958 YANKEE STADIUM

BALTIMORE 23, NEW YORK 17—Quarterback Johnny Unitas took the Colts 80 yards in 13 plays, the last a one-yard carry by Alan Ameche through the right side of the Giant line at 8 minutes, 15 seconds of sudden death overtime. The regulation game ended 17-17 when Baltimore's Steve Myhra booted a 20-yard field goal seconds from the gun. It has been called "the greatest game ever played" and the 64,185 who watched it at Yankee Stadium agree.

Baltimore	0	14	0	3	6-23
New York	3	0	7	7	0-17
NY—FG Summerall 36					
Balt—Ameche 2 plunge (Myhra kick)					
Balt—Berry 15 pass from Unitas (Myhra kick)					
NY—Triplett 1 plunge (Summerall kick)					
NY—Gifford 15 pass from Conerly (Summerall kick)					
Balt—FG Myhra 20					
Balt—Ameche 1 plunge (No conversion attempted)					

STAT LEADERS

Passing

Balt—Unitas (26-40-349), 1 TD, 1 Int, L-60
 NY—Conerly (10-14-187), 1 TD, 0 Int, L-67, Heinrich (2-4-13)

Rushing

Balt—Ameche (14-65), Dupre (11-30), Moore (8-23), Unitas (6-20)
 NY—Gifford (12-60), Webster (12-24)

Receiving

Balt—Berry (12-178), Moore (6-101), Mutscheller (3-46)
 NY—Rote (2-76), Schnelker (2-63)

NFL CHAMPIONSHIP

DEC. 27, 1959 BALTIMORE MEMORIAL STADIUM

BALTIMORE 31, NEW YORK 16—The Giants led 9-7 after three periods by virtue of three field goals by Pat Summerall, but Baltimore's crack defensive backfield took charge in the final quarter, three times making interceptions that resulted in scores. Colt quarterback Johnny Unitas scored one TD and passed for two before a home crowd of 57,545 in Memorial Stadium.

New York	3	3	3	7-16
Baltimore	7	0	0	24-31
Balt—Moore 59 pass from Unitas (Myhra kick)				
NY—FG Summerall 23				
NY—FG Summerall 37				
NY—FG Summerall 22				
Balt—Unitas 4 run (Myhra kick)				
Balt—Richardson 12 pass from Unitas (Myhra kick)				
Balt—Sample 42 intercepted pass (Myhra kick)				
Balt—FG Myhra 25				
NY—Schnelker 32 pass from Conerly (Summerall kick)				

STAT LEADERS

Passing

Balt—Unitas (18-29-264), 2 TDs, 0 Int, L-59
 NY—Conerly (16-35-232), 0 TDs, 2 Int, L-48

Rushing

Balt—Ameche (9-31), Sommer (6-15), Pricer (4-14), Moore (4-7)
 NY—Gifford (9-50), Triplett (5-37), Webster (8-25)

Receiving

Balt—Moore (3-126), Berry (5-68), Mutscheller (5-40)
 NY—Schnelker (9-175), Rote (2-41), King (4-17), Gifford (1-19)

NFL CHAMPIONSHIP

DEC. 27, 1964 CLEVELAND STADIUM

CLEVELAND 27, BALTIMORE 0—Both teams drew blanks in the first half but the Browns nailed down the World Championship with a 17-point third quarter. Quarterback Frank Ryan and fullback Jim Brown made the Cleveland attack click, as it rolled up 20 first downs to Baltimore's 11 and outgained the Colts, 339 to 171 yards. Ryan completed 11 of 18 passes for 206 yards and three touchdowns—all to end Gary Collins from distances of 18, 42 and 51 yards, while the brilliant Brown bulled for 114 yards on 27 shots as Cleveland controlled the ball. Attendance was 79,544.

Baltimore	0	0	0	0-0
Cleveland	0	0	17	10-27
Cleve-FG Groza	43			
Cleve-Collins	18	pass from Ryan (Groza kick)		
Cleve-Collins	42	pass from Ryan (Groza kick)		
Cleve-Collins	51	pass from Ryan (Groza kick)		
Cleve-FG Groza	3			

STAT LEADERS

Passing

Balt-Unitas (12-20-95) 0 TDs, 2 Int, L-23
 Cleve-Ryan (11-18-206) 3 TDs, 1 Int, L-51

Rushing

Balt-Moore (9-40), Hill (9-31), Unitas (6-30)
 Cleve-Brown (27-114), L-46, Green (10-29)

Receiving

Balt-Berry (3-38), Orr (2-31), Lorick (3-18)
 Cleve-Collins (5-130), Brown (3-37), Brewer (2-26)

NFL WESTERN DIVISION PLAYOFF

DEC. 26, 1965 LAMBEAU FIELD

GREEN BAY 13, BALTIMORE 10—A courageous effort by the undermanned Colts was doomed by a pair of Don Chandler field goals—one with 1:58 remaining from 22 yards to tie the score and a second of 25 yards to conclude 13:39 of "sudden-death" action. The Colts had jumped ahead 7-0, after 21 seconds of play when Don Shinnick scooped up Bill Anderson's fumble and trudded 25 yards to the end zone. They protected their edge tenaciously until the finish as Tom Matte went the route at quarterback, rushing for 57 yards and passing for 40. Zeke Bratkowski, subbing for the injured Bart Starr, completed 22 of 39 aerials for 248 yards. The Packers ran 80 plays to the Colts' 59 and led in first downs, 23-9. Attendance was 50,484.

Baltimore	7	3	0	0	0-10
Green Bay	0	0	7	3	3-13
Balt-Shinnick	25	fumble (Anderson) return (Michaels kick)			
Balt-FG Michaels	15				
GB-Hornung	1	run (Chandler kick)			
GB-FG Chandler	22				
GB-FG Chandler	25				

STAT LEADERS

Passing

Balt-Matte (2-12-40), 0 TDs, 0 Int, L-16
 GB-Bratkowski (22-39-248), 0 TDs, 2 Int, L-33

Rushing

Balt-Matte (17-57), Hill (16-57), Moore (12-33)
 GB-Taylor (23-60), Hornung (10-33), Pitts (3-14)

Receiving

Balt-Mackey (3-25), Moore (2-15)
 GB-Anderson (8-78), Dowler (5-50), Hornung (4-42), Dale (3-63)

NFL PLAYOFF

DEC. 22, 1968 BALTIMORE MEMORIAL STADIUM

BALTIMORE 24, MINNESOTA 14—It was a cold, rainy day when the Colts tucked away the Western Conference championship of the National Football League. Just as they had done earlier in the season, the Vikings provided some uncomfortable moments after the Colts managed to obtain a big lead. It wasn't until late in the first half that the Colts were able to nab a 7-0 lead on Earl Morrall's pass to Tom Mitchell after Willie Richardson's diving catch of a 33-yard aerial put the ball at the three. John Mackey's touchdown reception and Mike Curtis' 60-yard return of a fumble made it 21-0 after three quarters. Viking quarterback Joe Kapp refused to give up and fired TD passes to Billy Martin and Bill Brown before time ran out on him. Attendance was 60,238.

Minnesota	0	0	0	14-14
Baltimore	0	7	14	3-24
Balt-Mitchell	3	pass from Morrall (Michaels kick)		
Balt-Mackey	49	pass from Morrall (Michaels kick)		
Balt-Curtis	60	fumble return (Michaels kick)		
Minn-Martin	1	pass from Kapp (Cox kick)		
Balt-FG Michaels	33			
Minn-Brown	7	pass from Kapp (Cox kick)		

STAT LEADERS

Passing

Balt-Morrall (13-22-280), 2 TDs, 1 Int, L-49
 Minn-Kapp (26-44-287), 2 TDs, 2 Int

Rushing

Balt—Matte (14-31), Hill (8-10)
Minn—Kapp (10-52), Brown (10-30)

Receiving

Balt—Richardson (6-148), Mackey (3-92), Orr (2-36)
Minn—Brown (8-82), Washington (5-95), Beasley (5-69)

NFL CHAMPIONSHIP

DEC. 27, 1968 CLEVELAND STADIUM

BALTIMORE 34, CLEVELAND 0—After a scoreless first period, Baltimore's Tom Matte scored two of his record-tying three touchdowns in a 17-point Colts' second quarter. Meanwhile, the capacity crowd of 80,628 at Cleveland Stadium saw the Browns held scoreless for only the second time in the club's history as the Colts registered their fourth shutout of the season.

Baltimore	0	17	7	10-34
Cleveland	0	0	0	0-0

Balt—FG Michaels 28
Balt—Matte 1 run (Michaels kick)
Balt—Matte 12 run (Michaels kick)
Balt—Matte 2 run (Michaels kick)
Balt—FG Michaels 10
Balt—T. Brown 4 run (Michaels kick)

STAT LEADERS

Passing

Balt—Morrall (11-25-269) 0 TDs, 1 Int, L-38
Clev—Nelson (11-26-132) 0 TDs, 2 Int, L-22, Ryan (2-6-19)

Rushing

Balt—Matte (17-88), L-12, Hill (11-60), T. Brown (5-18)
Clev—Kelly (13-28), Harraway (6-26)

Receiving

Balt—Richardson (3-78), Mackey (2-34), Orr (2-33)
Clev—Morin (3-41), Harraway (4-40), Warfield (2-30)

SUPER BOWL III

JAN. 12, 1969 MIAMI ORANGE BOWL

NEW YORK JETS 16, BALTIMORE 7—At Miami Orange Bowl Stadium, attendance 75,337. Jets' quarterback Joe Namath "guaranteed" victory on the Thursday before the game, then went out and led the AFL to its first Super Bowl victory over a Baltimore team that had lost one of 16 games all season. Namath, chosen the outstanding player, completed 17 of 28 passes for 206 yards and directed a steady attack that dominated the NFL champions after the Jet defense had intercepted Colt quarterback Earl Morrall three times in the first half. The Jets had 337 total yards, including 121 yards rushing by Matt Snell. John Unitas, who had missed most of the season with a sore elbow, came off the bench and led Baltimore to its only touchdown late in the fourth quarter after New York led 16-0.

New York (AFL)	0	7	6	3-16
Baltimore (NFL)	0	0	0	7-7

NY—Snell 4 run (Turner kick)
NY—FG Turner 32
NY—FG Turner 30
NY—FG Turner 9
Balt—Hill 1 run (Michaels kick)

Passing

Balt—Morrall (6-17-71) 0 TDs, 3 Int, L-30
Unitas (11-24-110) 0 TDs, 1 Int, L-21
NY—Namath (17-28-206) 0 TD, 0 Int, L-39
Parilli (0-1-0)

Rushing

Balt—Matte (11-116), L-58, Hill (9-29), L-12
NY—Snell (30-121), L-12, Boozer (10-29)

Receiving

Balt—Richardson (6-58), Orr (3-42), Mackey (3-35)
NY—Sauer (8-133), Snell (4-40)

AFC PLAYOFF

DEC. 26, 1970 BALTIMORE MEMORIAL STADIUM

BALTIMORE 17, CINCINNATI 0—Attendance 51,127. John Unitas connected with TD passes to Roy Jefferson and Ed Hinton in the first and fourth quarters and led the Colts into the AFC title game by defeating Cincinnati. The Baltimore defense came through on a cold, windy day and limited Cincinnati to 63 yards rushing and 76 yards passing. Norm Bulaich, Colts' rookie rusher, picked up 116 yards on 25 carries. Jim O'Brien, Colts' rookie kicker and leading scorer, connected with a 44-yard FG, missed one from the same distance. A 49-yard FG try by Horst Muhlmann was blocked by Ray May. Mike Curtis, Colts' middle linebacker, made the game's only interception, picking off one of Virgil Carter's fourth-period passes, to set up an eventual final Colt score.

Cincinnati	0 0 0 0— 0
Baltimore	7 3 0 7—17

Balt—Jefferson 45 pass from Unitas (O'Brien kick)
 Balt—FG O'Brien 44
 Balt—Hinton 53 pass from Unitas (O'Brien kick)

STAT LEADERS

Passing

Balt—Unitas (6-17-145), 2 TDs, 0 Int, L-53
 Cin—Carter (7-20-64), 0 TDs, 1 Int, L-29
 Wyche (1-1-29), 0 TDs, 1 Int

Rushing

Balt—Bulaich (25-116), Nowatzke (10-25)
 Cin—Robinson (5-25), Phillips (10-12)

Receiving

Balt—Hinton (3-86), Jefferson (2-51)
 Cin—Myers (4-66), Phillips (2-12)

AFC CHAMPIONSHIP

JAN. 3, 1971 BALTIMORE MEMORIAL STADIUM

BALTIMORE 27, OAKLAND 17—At Memorial Stadium, Baltimore, Md., attendance 56,368. Johnny Unitas' passing and play calling, and the running of rookie Norm Bulaich, powered the Colts to the first AFC Championship. Bulaich scored twice and Unitas picked up 245 yards on 11 completions, with his key one coming in the fourth quarter on a 68-yard touchdown reception by Ray Perkins out of a formation of four wide receivers. George Blanda (who at 43 became the oldest player to perform in a title game when he replaced injured Daryle Lamonica in the second period) threw TD Passes to Fred Biletnikoff and Warren Wells, but was intercepted three times. Ed Hinton caught five passes for the Colts for 115 yards.

Oakland	0 3 7 7—17
Baltimore	3 7 10 7—27

Balt—FG O'Brien 16
 Balt—Bulaich 2 run (O'Brien kick)
 Oak—FG Blanda 48
 Oak—Biletnikoff 38 pass from Blanda (Blanda kick)
 Balt—FG O'Brien 23
 Balt—Bulaich 11 run (O'Brien kick)
 Oak—Wells 15 pass from Blanda (Blanda kick)
 Balt—Perkins 68 pass from Unitas (O'Brien kick)

Passing

Balt—Unitas (11-30-245), 1 TD, 0 Int, L-68
 Oak—Lamonica (1-4-6), 0 TD, 0 Int
 Blanda (17-32-271), 2 TDs, 3 Int, L-38

Rushing

Balt—Bulaich (22-71), Nowatzke (8-32)
 Oak—Dixon (10-51), C. Smith (9-44)

Receiving

Balt—Hinton (5-115), Perkins (2-80), Jefferson (3-36)
 Oak—Wells (5-108), Biletnikoff (5-92)

SUPER BOWL V

JAN. 17, 1971 MIAMI ORANGE BOWL

BALTIMORE 16, DALLAS 13—At Miami Orange Bowl Stadium, attendance 80,055. Colts' rookie Jim O'Brien climaxed one of the zaniest professional football games ever played by lofting a 32-yard field goal through the Orange Bowl uprights with five seconds left in regulation time to give Baltimore 16-13 Super Bowl win. The brutal defensive struggle resulted in 11 turnovers, which prevented a fluid, artistic performance but contributed to the drama of the contest. Dallas nearly put the game away early in the third period when, leading 13-6, the Cowboys recovered Jim Duncan's fumble on the 2nd half kickoff and zipped to the Colts' two in five plays. Duane Thomas, however, fumbled on the next play. Rick Volk provided Baltimore with the opportunity to tie halfway through the fourth period when he intercepted Craig Morton on the Dallas 33 and returned it to the three. Tom Nowatzke punctured into the end zone and after O'Brien's PAT it was 13-13. Mike Curtis intercepted another Morton pass on the Dallas 41 in the final minute and ran it back to the 28. The Colts stopped the clock with nine seconds left in the game and O'Brien made history. Morton's desperation pass on the final play of the game was intercepted by Jerry Logan.

Baltimore (AFC)	0	6	0	10-16
Dallas (NFC)	3	10	0	0-13
Dall-FG Clark 14				
Dall-FG Clark 30				
Balt-Mackey 75 pass from Unitas (O'Brien kick blocked)				
Dall-Thomas 7 pass from Morton (Clark kick)				
Balt-Nowatzke 2 run (O'Brien kick)				
Balt-FG O'Brien 32				

Passing

Balt-Unitas (3-8-88), 1 TD, 2 Int, L-75
Morrall (7-15-147), 1 Int, L-65, Havrilak (1-1-25)
Dall-Morton (12-26-127), 1 TD, 3 Int, L-41

Rushing

Balt-Nowatzke (10-33), Bulaich (18-28)
Dall-Garrison (12-65), Thomas (18-37)

Receiving

Balt-Jefferson (3-52), Mackey (2-80)
Dall-Reeves (5-46), Thomas (4-21)

AFC PLAYOFF

DEC. 26, 1971 CLEVELAND STADIUM

BALTIMORE 20, CLEVELAND 3—Attendance 74,082. Don Nottingham, playing for the injured Norm Bulaich, scored two TDs and rushed for 92 yards while Baltimore's strong defense dominated play in a 20-3 Colt victory over the Cleveland Browns that sent Baltimore into the AFC finals. Jim O'Brien added two field goals for the Colts and Don Cockroft, who had two kicks blocked by Bubba Smith, produced the Brown's only points. Rick Volk intercepted two of Bill Nelsen's passes and Charlie Stukes picked off a third. John Unitas went all the way, blending the strong running of Nottingham with passes to his favorite target, tight end Tom Mitchell, who caught 5 for 73 yards.

Baltimore	0	14	3	3-20
Cleveland	0	0	3	0-3
Balt-Nottingham 1 run (O'Brien kick)				
Balt-Nottingham 7 run (O'Brien kick)				
Cle-FG Cockroft 14				
Balt-FG O'Brien 42				
Balt-FG O'Brien 15				

STAT LEADERS

Passing

Balt-Unitas (13-21-143), 0 TDs, 1 Int, L-26
Cle-Nelsen (9-21-104), 0 TDs, 3 Int, L-39
Phipps (3-6-27), 0 TDs, 0 Int, L-13

Rushing

Balt-Nottingham (23-92), Matte (16-26)
Cle-Kelly (14-49), Scott (8-25)

Receiving

Balt-Mitchell (5-73), Matte (3-22), Hinton (2-30)
Cle-Scott (5-41), Kelly (4-24)

AFC CHAMPIONSHIP

JAN. 2, 1972 MIAMI ORANGE BOWL

MIAMI 21, BALTIMORE 0—At Orange Bowl, attendance 75,629. The Colts, playing without their starting running backs Norm Bulaich and Tom Matte, still managed to compile 302 total yards to Miami's 286 but were damaged by the Dolphins' big plays—Bob Griese to Paul Warfield 75-yard pass for TD in first period and Dick Anderson's 62-yard interception return for a TD in the third quarter. Larry Csonka carried five yards to fourth quarter touchdown for Miami. John Unitas completed 20 of 36 passes for 224 yards but Colts were shutout for the first time since Dec. 5, 1965 (0-13 by Chicago Bears). Another big play for Miami was stopping Colts fourth and one attempt at Dolphins' nine-yard line when lead was 7-0.

Baltimore	0	0	0	0-0
Miami	7	0	7	7-21
Mia-Warfield 75 pass from Griese (Yeapremian kick)				
Mia-Anderson 62 interception return (Yeapremian kick)				
Mia-Csonka 5 run (Yeapremian kick)				

Passing

Balt-Unitas (20-36-224) 0 TDs, 3 Int, L-27
Mia-Griese (4-8-158) 1 TD, 1 Int, L-75

Rushing

Balt-McCauley (15-50), Nottingham (11-33)
Mia-Kiick (18-66), Csonka (15-63)

Receiving

Balt-Hinton (6-98), Nottingham (4-26)
Mia-Warfield (2-125), Twilley (2-33)

CHAMPIONSHIP GAMES

NFL

1933—Bears 23—Giants 21
 1934—Giants 30—Bears 13
 1935—Lions 26—Giants 7
 1936—Packers 21—Boston
 Redskins 6
 1937—Wash. Redskins 28—
 Bears 21
 1938—Giants 23—Packers 17
 1939—Packers 27—Giants 0
 1940—Bears 73—Redskins 0
 1941—Bears 37—Giants 9
 1942—Redskins 14—Bears 6
 1943—Bears 41—Redskins 21
 1944—Packers 14—Giants 7
 1945—Cleve. Rams 15—
 Redskins 14
 1946—Bears 24—Giants 14
 1947—Cards 28—Eagles 21
 1948—Eagles 7—Cards 0
 1949—Eagles 14—L.A. Rams 0
 1950—Browns 30—Rams 28
 1951—Rams 24—Browns 17
 1952—Lions 17—Browns 7
 1953—Lions 17—Browns 16
 1954—Browns 56—Lions 10
 1955—Browns 38—Rams 14
 1956—Giants 47—Bears 7
 1957—Lions 59—Browns 14
 1958—Colts 23—Giants 17
 (Sudden Death)
 1959—Colts 31—Giants 16
 1960—Eagles 17—Packers 13
 1961—Packers 37—Giants 0
 1962—Packers 16—Giants 7
 1963—Bears 14—Giants 10
 1964—Browns 27—Colts 0
 1965—Packers 23—Browns 12
 1966—Packers 34—
 Cowboys 27
 1967—Packers 21—Cowboys 17
 1968—Colts 34—Browns 0
 1969—Vikings 27—Browns 7

AFL

1960—Oilers 24—L.A. Chargers 16
 1961—Oilers 10—S.D. Chargers 3
 1962—Dallas Texans 20—
 Oilers 17 (Sudden Death)
 1963—Chargers 51—Patriots 10
 1964—Bills 20—Chargers 7
 1965—Bills 23—Chargers 0
 1966—Chiefs 31—Bills 7
 1967—Raiders 40—Oilers 7
 1968—Jets 27—Raiders 23
 1969—Chiefs 17—Raiders 7

AFC

1970—Colts 27—Raiders 17
 1971—Dolphins 21—Colts 0
 1972—Dolphins 21—Steelers 17
 1973—Dolphins 27—Raiders 10
 1974—Steelers 24—Raiders 13

NFC

1970—Cowboys 17—49ers 10
 1971—Cowboys 14—49ers 3
 1972—Redskins 26—Cowboys 3
 1973—Vikings 27—Cowboys 10
 1974—Vikings 14—Rams 10

SUPER BOWLS

I—Packers 35—Chiefs 10 (1966)
 II—Packers 33—Raiders 14 (1967)
 III—Jets 16—Colts 7 (1968)
 IV—Chiefs 23—Vikings 7 (1969)
 V—Colts 16—Cowboys 13 (1970)
 VI—Cowboys 24—Dolphins 3 (1971)
 VII—Dolphins 14—Redskins 7 (1972)
 VIII—Dolphins 24—Vikings 7 (1973)
 IX—Steelers 16—Vikings 6 (1974)

POST SEASON RESULTS

MIAMI PLAYOFF BOWL

(Western Conference won 8, Eastern Conference won 2)

1970—Los Angeles Rams 31; Dallas Cowboys 0
 1969—Dallas Cowboys 17; Minnesota Vikings 13
 1968—Los Angeles Rams 30; Cleveland Browns 6
 1967—Baltimore Colts 20; Philadelphia Eagles 14
 1966—Baltimore Colts 35; Dallas Cowboys 3
 1965—St. Louis Cardinals 24; Green Bay Packers 17
 1964—Green Bay Packers 40; Cleveland Browns 23
 1963—Detroit Lions 17; Pittsburgh Steelers 10
 1962—Detroit Lions 28; Philadelphia Eagles 10
 1961—Detroit Lions 17; Cleveland Browns 16

COLTS' PRE-SEASON RECORD

1953: Won—3, Lost—3

Philadelphia Eagles, 10; Colts, 7	Norfolk, Va.
Colts, 10; Chicago Cardinals, 7	Lubbock, Texas
Colts, 13; Pittsburgh Steelers, 6	Rochester, N.Y.
Cleveland Browns, 23; Colts, 21	Akron, Ohio
New York Giants, 10; Colts, 6	St. Louis
Colts, 9; Washington Redskins, 3	Baltimore

1954: Won—4, Lost—1

Colts, 10; Philadelphia Eagles, 0	Hershey, Pa.
Colts, 27; Pittsburgh Steelers, 21	Pittsburgh
Pittsburgh Steelers, 21; Colts, 16	Tulsa, Okla.
Colts, 20; Chicago Cardinals, 2	Chicago
Colts, 49; Washington Redskins, 14	Baltimore

1955: Won—3, Lost—2, Tied—1

Philadelphia Eagles, 21; Colts 6	Hershey, Pa.
Colts, 61; Fort Belvoir, 0	Westminster, Md.
Colts, 28; Washington Redskins, 28	Baltimore
New York Giants, 17; Colts, 14	Minneapolis
Colts, 24; Chicago Cardinals, 14	Chicago
Colts, 44; Pittsburgh Steelers, 17	Buffalo

1956: Won—3, Lost—2

Colts, 24; Philadelphia Eagles, 13	Hershey, Pa.
New York Giants, 28; Colts, 10	Boston
Colts, 37; Pittsburgh Steelers, 16	Cincinnati
Philadelphia Eagles, 19; Colts, 14	Louisville
Colts, 21; Washington Redskins, 13	Baltimore

1957: Won—2, Lost—2, Tied—1

Colts, 17; Philadelphia Eagles, 10	Hershey, Pa.
Colts, 24; Chicago Bears, 24	Cincinnati
Washington Redskins, 24; Colts, 14	Baltimore
Colts, 27; Chicago Cardinals, 9	Louisville
Chicago Cardinals, 27; Colts, 21	St. Louis

1958: Won—2, Lost—3, Tied—1

Philadelphia Eagles, 30; Colts, 28	Hershey, Pa.
Colts, 31; Chicago Cardinals, 31	Austin, Texas
Washington Redskins, 27; Colts, 7	Baltimore
Pittsburgh Steelers, 13; Colts, 10	Buffalo
Colts, 27; New York Giants, 21	Baltimore
Colts, 42; New York Giants, 21	Louisville

1959: Won—4, Lost—2

Colts, 29; College All Stars, 0	Chicago
Colts, 28; New York Giants, 3	Dallas
Colts, 23; Washington Redskins, 10	Baltimore
Colts, 30; Pittsburgh Steelers, 21	Miami
Philadelphia Eagles, 35; Colts, 13	Philadelphia
Chicago Cardinals, 31; Colts, 17	Louisville

1960: Won—3, Lost—3

Colts, 32; College All Stars, 7	Chicago
Colts, 14; Dallas Cowboys, 10	Dallas
St. Louis Cardinals, 31; Colts, 21	Charleston, S.C.
Pittsburgh Steelers, 34; Colts, 28	Miami
Colts, 30; Washington Redskins, 7	Baltimore
Philadelphia Eagles, 35; Colts, 21	Hershey, Pa.

1961: Won-3, Lost-2

Pittsburgh Steelers, 24; Colts, 20 Roanoke, Va.
Colts, 13; Minnesota Vikings, 3 Baltimore
Colts, 41; Washington Redskins, 7 Norfolk, Va.
Dallas Cowboys, 35; Colts, 24 Norman, Okla.
Colts, 49; New York Giants, 20 New Haven, Conn.

1962: Won-3, Lost-2

Colts, 56; Philadelphia Eagles, 28 Hershey, Pa.
Colts, 34; Washington Redskins, 14 Washington, D.C.
Colts, 24; Dallas Cowboys, 10 Roanoke, Va.
Minnesota Vikings, 24; Colts, 13 Minneapolis-St. Paul
Pittsburgh Steelers, 20; Colts, 9 Pittsburgh

1963: Won-4, Lost-1

Colts, 26; Philadelphia Eagles, 21 Hershey, Pa.
Colts, 21; Cleveland Browns, 7 Cleveland, Ohio
Colts, 17; Pittsburgh Steelers, 14 Atlanta, Ga.
Colts, 27; Washington Redskins, 21 Norfolk, Va.
Chicago Bears, 14; Colts, 7 New Orleans, La.

1964: Won-3, Lost-1, Tied-1

Colts, 28; Philadelphia Eagles, 17 Hershey, Pa.
Colts, 28; Detroit Lions, 28 Detroit
St. Louis Cardinals, 30; Colts, 21 St. Louis
Colts, 41; Washington Redskins, 14 Washington, D.C.
Colts, 48; Pittsburgh Steelers, 17 Canton, Ohio

1965: Won-5, Lost-0

Colts, 22; St. Louis Cardinals, 10 New Orleans, La.
Colts, 23; Detroit Lions, 3 Detroit
Colts, 38; Pittsburgh Steelers, 10 Atlanta, Ga.
Colts, 33; Washington Redskins, 23 Norfolk, Va.
Colts, 33; Philadelphia Eagles, 14 Hershey, Pa.

1966: Won-5, Lost-0

Colts, 35; Washington Redskins, 0 Washington, D.C.
Colts, 31; Philadelphia Eagles, 17 New Orleans, La.
Colts, 33; St. Louis Cardinals, 7 St. Louis
Colts, 24; Cleveland Browns, 17 Cleveland
Colts, 20; Detroit Lions, 0 Detroit

1967: Won-4, Lost-1

Colts, 33; Boston Patriots, 3 Boston
St. Louis Cardinals, 9; Colts, 5 St. Louis
Colts, 14; Detroit Lions, 5 Detroit
Colts, 23; Washington Redskins, 17 Washington, D.C.
Colts, 33; Dallas Cowboys, 7 Dallas

1968: Won-5, Lost-1

Colts, 14; Oakland Raiders, 12 Oakland
Colts, 10; Chicago Bears, 0 Birmingham, Ala.
Colts, 15; Washington Redskins, 13 Washington, D.C.
Detroit Lions, 14; Colts, 7 Detroit
Colts, 22; Miami Dolphins, 13 Miami
Colts, 16; Dallas Cowboys, 10 Dallas

1969: Won-6, Lost-0

Colts, 26; San Diego Chargers, 6 San Diego
Colts, 34; Oakland Raiders, 30 Oakland
Colts, 33; Houston Oilers, 29 Houston
Colts, 20; Buffalo Bills, 7 Buffalo
Colts, 23; Miami Dolphins, 10 Miami
Colts, 23; Dallas Cowboys, 7 Dallas

1970: Won—4, Lost—2

Colts, 33; Oakland Raiders, 21	Oakland
Colts, 17; Kansas City Chiefs, 3	Kansas City
Colts, 24; Denver Broncos, 7	Denver
Miami Dolphins, 20; Colts, 13	Miami
Colts, 20; Detroit Lions, 14	Raleigh, N.C.
Washington Redskins, 17; Colts, 14	Washington, D.C.

1971: Won—3, Lost—4

Colts, 24; All Stars, 17	Chicago
Kansas City Chiefs, 10; Colts, 3	Baltimore
Colts, 21; Chicago Bears, 13	Baltimore
Detroit Lions, 23; Colts, 20	Ann Arbor, Mich.
Colts, 20; Washington Redskins, 14	Washington, D.C.
Dallas Cowboys, 27; Colts, 14	Baltimore
Oakland Raiders, 24; Colts, 3	Jacksonville, Fla.

1972: Won—3, Lost—3

Washington Redskins, 33; Colts, 3	Tampa
Oakland Raiders, 16; Colts, 0	Oakland
Colts, 23; Kansas City Chiefs, 17	Kansas City
Colts, 16; Pittsburgh Steelers, 13	Tampa
Detroit Lions, 24; Colts, 17	Tampa
Colts, 20; Denver Broncos, 13	Denver

1973: Won—2, Lost—4

Pittsburgh Steelers, 34; Colts, 7	Pittsburgh
Atlanta Falcons, 34; Colts, 20	Atlanta
Colts, 32; Detroit Lions, 28	Memphis
Washington Redskins, 20; Colts, 3	Washington
Houston Oilers, 20; Colts, 9	Houston
Colts, 17; Denver Broncos, 10	Denver

1974: Won—1, Lost—4

Detroit Lions, 6; Colts, 3	Baltimore
Colts, 37; Cleveland Browns, 3	Tampa
Chicago Bears, 20; Colts, 16	Baltimore
Atlanta Falcons, 23; Colts, 7	Atlanta
Washington Redskins, 7; Colts, 6	Washington

PRESEASON RECORD vs. OPPONENTS

	WON	LOST	TIED	FIRST MEETING
College All-Stars	3	0	0	1959
Atlanta Falcons	0	2	0	1973
Buffalo Bills	1	0	0	1969
Chicago Bears	2	2	1	1957
Cleveland Browns	3	1	0	1953
Dallas Cowboys	5	2	0	1960
Denver Broncos	3	0	0	1970
Detroit Lions	5	4	1	1964
Houston Oilers	1	1	0	1969
Kansas City Chiefs	2	1	0	1970
Miami Dolphins	2	1	0	1968
Minnesota Vikings	1	1	0	1961
New England Patriots	1	0	0	1967
New York Giants	4	3	0	1953
Oakland Raiders	3	2	0	1968
Philadelphia Eagles	8	5	0	1953
Pittsburgh Steelers	9	7	0	1953
St. Louis Cardinals	6	5	1	1953
San Diego Chargers	1	0	0	1969
Washington Redskins	14	6	1	1953
Totals	74	43	4	

NATIONAL FOOTBALL LEAGUE STANDINGS

1953

Western Conference

	W	L	T	Pct.
Detroit	10	2	0	.833
San Francisco	9	3	0	.750
Los Angeles	8	3	1	.727
Chicago Bears	3	8	1	.263
Baltimore	3	9	0	.250
Green Bay	2	9	1	.182

Eastern Conference

	W	L	T	Pct.
Cleveland	11	1	0	.917
Philadelphia	7	4	1	.636
Washington	6	5	1	.545
Pittsburgh	6	6	0	.500
N.Y. Giants	3	9	0	.250
Chicago Cardinals	1	10	1	.091

World Championship Game—Detroit 17, Cleveland 16, at Detroit.

1954

Western Conference

	W	L	T	Pct.
Detroit	9	2	1	.818
Chicago Bears	8	4	0	.667
San Francisco	7	4	1	.636
Los Angeles	6	5	1	.545
Green Bay	4	8	0	.333
Baltimore	3	9	0	.250

Eastern Conference

	W	L	T	Pct.
Cleveland	9	3	0	.750
Philadelphia	7	4	1	.636
N.Y. Giants	7	5	0	.583
Pittsburgh	5	7	0	.417
Washington	3	9	0	.250
Chicago Cardinals	2	10	0	.167

World Championship Game—Cleveland 56, Detroit 10, at Cleveland.

1955

Western Conference

	W	L	T	Pct.
Los Angeles	8	3	1	.727
Chicago Bears	8	4	0	.667
Green Bay	6	6	0	.500
Baltimore	5	6	1	.455
San Francisco	4	8	0	.333
Detroit	3	9	0	.250

Eastern Conference

	W	L	T	Pct.
Cleveland	9	2	1	.818
Washington	8	4	0	.667
N.Y. Giants	6	5	1	.545
Philadelphia	4	7	1	.364
Chicago Cardinals	4	7	1	.364
Pittsburgh	4	8	0	.333

World Championship Game—Cleveland 38, Los Angeles 14, at L.A.

1956

Western Conference

	W	L	T	Pct.
Chicago Bears	9	2	1	.818
Detroit	9	3	0	.750
San Francisco	5	6	1	.455
Baltimore	5	7	0	.417
Green Bay	4	8	0	.333
Los Angeles	4	8	0	.333

Eastern Conference

	W	L	T	Pct.
N.Y. Giants	8	3	1	.727
Chicago Cardinals	7	5	0	.583
Washington	6	6	0	.500
Cleveland	5	7	0	.417
Pittsburgh	5	7	0	.417
Philadelphia	3	8	1	.273

World Championship Game—N.Y. Giants 47, Chicago Bears 7, at N.Y.

1957

Western Conference

	W	L	T	Pct.
Detroit	8	4	0	.667
San Francisco	8	4	0	.667
Baltimore	7	5	0	.583
Los Angeles	6	6	0	.500
Chicago Bears	5	7	0	.417
Green Bay	3	9	0	.250

Eastern Conference

	W	L	T	Pct.
Cleveland	9	2	1	.818
N.Y. Giants	7	5	0	.583
Pittsburgh	6	6	0	.500
Washington	5	6	1	.455
Philadelphia	4	8	0	.333
Chicago Cardinals	3	9	0	.250

Western Conference Playoff—Detroit 31, San Francisco 27, at San Francisco.

World Championship Game—Detroit 59, Cleveland 14, at Detroit.

1958

Western Conference

	W	L	T	Pct.
Baltimore	9	3	0	.750
Chicago Bears	8	4	0	.667
Los Angeles	8	4	0	.667
San Francisco	6	6	0	.500
Detroit	4	7	1	.364
Green Bay	1	10	1	.091

Eastern Conference

	W	L	T	Pct.
N.Y. Giants	9	3	0	.750
Cleveland	9	3	0	.750
Pittsburgh	7	4	1	.636
Washington	4	7	1	.364
Chicago Cardinals	2	9	1	.182
Philadelphia	2	9	1	.182

Eastern Conference Playoff—N.Y. Giants 10, Cleveland 0, at New York.

World Championship Game—Baltimore 23, N.Y. Giants 17, at N.Y. (sudden death).

1959

Western Conference

	W	L	T	Pct.
Baltimore	9	3	0	.750
Chicago Bears	8	4	0	.667
Green Bay	7	5	0	.583
San Francisco	7	5	0	.583
Detroit	3	8	1	.273
Los Angeles	2	10	0	.167

Eastern Conference

	W	L	T	Pct.
N.Y. Giants	10	2	0	.833
Cleveland	7	5	0	.583
Philadelphia	7	5	0	.583
Pittsburgh	6	5	1	.545
Washington	3	9	0	.250
Chicago Cardinals	2	10	0	.167

World Championship Game—Baltimore 31, N.Y. Giants 16, at Baltimore.

1960

Western Conference

	W	L	T	Pct.
Green Bay	8	4	0	.667
Detroit	7	5	0	.583
San Francisco	7	5	0	.583
Baltimore	6	6	0	.500
Chicago Bears	5	6	1	.455
Los Angeles	4	7	1	.364
Dallas	0	11	1	.000

Eastern Conference

	W	L	T	Pct.
Philadelphia	10	2	0	.833
Cleveland	8	3	1	.727
N.Y. Giants	6	4	2	.600
St. Louis Cardinals	6	5	1	.545
Pittsburgh	5	6	1	.455
Washington	1	9	2	.100

Playoff Bowl—Detroit 17, Cleveland 16, at Miami.

NFL Championship Game—Philadelphia 17, Green Bay 13, at Philadelphia.

AFL Championship Game—Houston 24, Los Angeles 16, at Houston.

1961

Western Conference

	W	L	T	Pct.
Green Bay	11	3	0	.786
Detroit	8	5	1	.615
Baltimore	8	6	0	.571
Chicago Bears	8	6	0	.571
San Francisco	7	6	1	.538
Los Angeles	4	10	0	.286
Minnesota	3	11	0	.214

Eastern Conference

	W	L	T	Pct.
N.Y. Giants	10	3	1	.769
Philadelphia	10	4	0	.714
Cleveland	8	5	1	.615
St. Louis Cardinals	7	7	0	.500
Pittsburgh	6	8	0	.429
Dallas	4	9	1	.308
Washington	1	12	1	.077

Playoff Bowl—Detroit 38, Philadelphia 10, at Miami.

NFL Championship Game—Green Bay 37, N.Y. Giants 0, at Green Bay.

AFL Championship Game—Houston 10, San Diego 3, at San Diego.

1962

Western Conference

	W	L	T	Pct.
Green Bay	13	1	0	.929
Detroit	11	3	0	.786
Chicago Bears	9	5	0	.643
Baltimore	7	7	0	.500
San Francisco	6	8	0	.429
Minnesota	2	11	1	.154
Los Angeles	1	12	1	.077

Eastern Conference

	W	L	T	Pct.
N.Y. Giants	12	2	0	.857
Pittsburgh	9	5	0	.643
Cleveland	7	6	1	.538
Washington	5	7	2	.417
Dallas	5	8	1	.385
St. Louis Cardinals	4	9	1	.308
Philadelphia	3	10	1	.231

Playoff Bowl—Detroit 17, Pittsburgh 10, at Miami.

NFL Championship Game—Green Bay 16, N.Y. Giants 7, at N.Y.

AFL Championship Game—Dallas 20, Houston 17, at Houston (sudden death).

1963

Western Conference

	W	L	T	Pct.
Chicago Bears	11	1	2	.917
Green Bay	11	2	1	.846
Baltimore	8	6	0	.571
Detroit	5	8	1	.385
Minnesota	5	8	1	.385
Los Angeles	5	9	0	.357
San Francisco	2	12	0	.143

Eastern Conference

	W	L	T	Pct.
N.Y. Giants	11	3	0	.786
Cleveland	10	4	0	.714
St. Louis Cardinals	9	5	0	.643
Pittsburgh	7	4	3	.636
Dallas	4	10	0	.286
Washington	3	11	0	.214
Philadelphia	2	10	2	.167

Playoff Bowl—Green Bay 40, Cleveland 23, at Miami.

NFL Championship—Chicago 14, N.Y. Giants 10, at Chicago.

AFL Championship—San Diego 51, Boston 10, at San Diego.

1964

Western Conference

	W	L	T	Pct.
Baltimore	12	2	0	.857
Green Bay	8	5	1	.615
Minnesota	8	5	1	.615
Detroit	7	5	2	.583
Los Angeles	5	7	2	.417
Chicago Bears	5	9	0	.357
San Francisco	4	10	0	.286

Eastern Conference

	W	L	T	Pct.
Cleveland	10	3	1	.769
St. Louis Cardinals	9	3	2	.750
Philadelphia	6	8	0	.429
Washington	6	8	0	.429
Dallas	5	8	1	.385
Pittsburgh	5	9	0	.357
N.Y. Giants	2	10	2	.167

Playoff Bowl—St. Louis 24, Green Bay 17, at Miami.

NFL Championship Game—Cleveland 27, Baltimore 0, at Cleveland.

AFL Championship Game—Buffalo 20, San Diego 7, at Buffalo.

1965

Western Conference

	W	L	T	Pct.
Green Bay	10	3	1	.769
Baltimore	10	3	1	.769
Chicago Bears	9	5	0	.643
San Francisco	7	6	1	.538
Minnesota	7	7	0	.500
Detroit	6	7	1	.462
Los Angeles	4	10	0	.286

Eastern Conference

	W	L	T	Pct.
Cleveland	11	3	0	.786
Dallas	7	7	0	.500
N.Y. Giants	7	7	0	.500
Washington	6	8	0	.429
Philadelphia	5	9	0	.357
St. Louis Cardinals	5	9	0	.357
Pittsburgh	2	12	0	.143

Western Conference Playoff—Green Bay 13, Baltimore 10, at Green Bay (sudden death).

Playoff Bowl—Baltimore 35, Dallas 3, at Miami.

NFL Championship Game—Green Bay 23, Cleveland 12, at Green Bay.

AFL Championship Game—Buffalo 23, San Diego 0, at San Diego.

1966

Western Conference

	W	L	T	Pct.
Green Bay	12	2	0	.857
Baltimore	9	5	0	.643
Los Angeles	8	6	0	.571
San Francisco	6	6	2	.500
Chicago	5	7	2	.417
Detroit	4	9	1	.308
Minnesota	4	9	1	.308

Eastern Conference

	W	L	T	Pct.
Dallas	10	3	1	.769
Cleveland	9	5	0	.643
Philadelphia	9	5	0	.643
St. Louis	8	5	1	.615
Washington	7	7	0	.500
Pittsburgh	5	8	1	.385
Atlanta	3	11	0	.214
New York	1	12	1	.077

Playoff Bowl—Baltimore 20, Philadelphia 14, at Miami.

NFL Championship Game—Green Bay 34, Dallas 27, at Dallas.

AFL Championship Game—Kansas City 31, Buffalo 7, at Buffalo.

Super Bowl—Green Bay (NFL) 35, Kansas City (AFL) 10, at Los Angeles.

1967

Western Conference

Coastal Division

	W	L	T	Pct.
Los Angeles	11	1	2	.917
Baltimore	11	1	2	.917
San Francisco	7	7	0	.500
Atlanta	1	12	1	.077

Eastern Conference

Century Division

	W	L	T	Pct.
Cleveland	9	5	0	.643
New York	7	7	0	.500
St. Louis	6	7	1	.462
Pittsburgh	4	9	1	.308

Central Division

	W	L	T	Pct.
Green Bay	9	4	1	.692
Chicago	7	6	1	.538
Detroit	5	7	2	.417
Minnesota	3	8	3	.273

Capitol Division

	W	L	T	Pct.
Dallas	9	5	0	.643
Philadelphia	6	7	1	.462
Washington	5	6	3	.455
New Orleans	3	11	0	.214

NFL Championship Game—Green Bay 21, Dallas 17, at Green Bay.

AFL Championship Game—Oakland 40, Houston 7, at Oakland.

Super Bowl—Green Bay (NFL) 33, Oakland (AFL) 14, at Miami.

1968

Western Conference

Coastal Division

	W	L	T	Pct.
Baltimore	13	1	0	.929
Los Angeles	10	3	1	.769
San Francisco	7	6	1	.538
Atlanta	2	12	0	.143

Eastern Conference

Century Division

	W	L	T	Pct.
Cleveland	10	4	0	.714
St. Louis	9	4	1	.692
New Orleans	4	9	1	.308
Pittsburgh	2	11	1	.154

Central Division

	W	L	T	Pct.
Minnesota	8	6	0	.571
Chicago	7	7	0	.500
Green Bay	6	7	1	.462
Detroit	4	8	2	.333

Capitol Division

	W	L	T	Pct.
Dallas	12	2	0	.857
New York	7	7	0	.500
Washington	5	9	0	.357
Philadelphia	2	12	0	.143

NFL Playoff—Baltimore 24, Minnesota 14, at Baltimore.

NFL Championship Game—Baltimore 34, Cleveland 0, at Cleveland.

AFL Championship Game—New York 27, Oakland 23, at New York.

Super Bowl—New York (AFL) 16, Baltimore (NFL) 7, at Miami.

1969

Western Conference

Coastal Division

	W	L	T	Pct.
Los Angeles	11	3	0	.785
Baltimore	8	5	1	.615
Atlanta	6	8	0	.429
San Francisco	4	8	2	.333

Eastern Conference

Century Division

	W	L	T	Pct.
Cleveland	10	3	1	.769
New York	6	8	0	.429
St. Louis	4	9	1	.308
Pittsburgh	1	13	0	.071

Central Division

	W	L	T	Pct.
Minnesota	12	2	0	.857
Detroit	9	4	1	.692
Green Bay	8	6	0	.571
Chicago	1	13	0	.071

Capitol Division

	W	L	T	Pct.
Dallas	11	2	1	.846
Washington	7	5	2	.583
New Orleans	5	9	0	.357
Philadelphia	4	9	1	.308

NFL Championship Game—Minnesota 27, Cleveland 7, at Minnesota.

AFL Championship Game—Kansas City 17, Oakland 7, at Oakland.

Super Bowl—Kansas City (AFL) 23, Minnesota (NFL) 7, at New Orleans.

1970

American Conference

Eastern Division

	W	L	T	Pct.
Baltimore	11	2	1	.846
*Miami	10	4	0	.714
N.Y. Jets	4	10	0	.286
Buffalo	3	10	1	.231
Boston	2	12	0	.143

Central Division

	W	L	T	Pct.
Cincinnati	8	6	0	.571
Cleveland	7	7	0	.500
Pittsburgh	5	9	0	.357
Houston	3	10	1	.231

Western Division

	W	L	T	Pct.
Oakland	8	4	2	.667
Kansas City	7	5	2	.583
San Diego	5	6	3	.455
Denver	5	8	1	.385

National Conference

Eastern Division

	W	L	T	Pct.
Dallas	10	4	0	.714
N.Y. Giants	9	5	0	.643
St. Louis	8	5	1	.615
Washington	6	8	0	.429
Philadelphia	3	10	1	.231

Central Division

	W	L	T	Pct.
Minnesota	12	2	0	.857
*Detroit	10	4	0	.714
Chicago	6	8	0	.429
Green Bay	6	8	0	.429

Western Division

	W	L	T	Pct.
San Francisco	10	3	1	.769
Los Angeles	9	4	1	.714
Atlanta	4	8	2	.333
New Orleans	2	11	1	.143

*Qualified for playoffs as best runnerup in conference.

AFC Playoffs—Baltimore 17, Cincinnati 0, at Baltimore.

Oakland 21, Miami 14, at Oakland.

NFC Playoffs—Dallas 5, Detroit 0, at Dallas.

San Francisco 17, Minnesota 14 at Minnesota.

AFC Championship Game—Baltimore 27, Oakland 17, at Baltimore.

NFC Championship Game—Dallas 17, San Francisco 10, at San Francisco.

Super Bowl—Baltimore 16, Dallas 13, at Miami.

1971

American Conference

Eastern Division

	W	L	T	Pct.
Miami	10	3	1	.769
*Baltimore	10	4	0	.714
N.Y. Jets	6	8	0	.429
New England	6	8	0	.429
Buffalo	1	13	0	.071

Central Division

	W	L	T	Pct.
Cleveland	9	5	0	.643
Pittsburgh	6	8	0	.429
Houston	4	9	1	.308
Cincinnati	4	10	0	.286

Western Division

	W	L	T	Pct.
Kansas City	10	3	1	.769
Oakland	8	4	2	.667
San Diego	6	8	0	.429
Denver	4	9	1	.308

National Conference

Eastern Division

	W	L	T	Pct.
Dallas	11	3	0	.786
*Washington	9	4	1	.692
Philadelphia	6	7	1	.462
St. Louis	4	9	1	.308
N.Y. Giants	4	10	0	.286

Central Division

	W	L	T	Pct.
Minnesota	11	3	0	.786
Detroit	7	6	1	.538
Chicago	6	8	0	.429
Green Bay	4	8	2	.333

Western Division

	W	L	T	Pct.
San Francisco	9	5	0	.643
Los Angeles	8	5	1	.615
Atlanta	7	6	1	.538
New Orleans	4	8	2	.333

*Qualified for playoffs as best runnerup in conference.

AFC Playoffs—Miami 27, Kansas City, 24, at Kansas City

Baltimore 20, Cleveland 3, at Cleveland.

NFC Playoffs—Dallas 20, Minnesota 12, at Minnesota.

San Francisco 24, Washington 20, at San Francisco.

AFC Championship Game—Miami 21, Baltimore 0, at Miami.

NFC Championship Game—Dallas 14, San Francisco 3, at Dallas.

Super Bowl—Dallas 24, Miami 3, at New Orleans.

1972

American Conference

Eastern Division

	W	L	T	Pct.
Miami	14	0	0	1.000
New York Jets	7	7	0	.500
Baltimore	5	9	0	.429
Buffalo	4	9	1	.321
New England	3	11	0	.214

Central Division

	W	L	T	Pct.
Pittsburgh	11	3	0	.766
*Cleveland	10	4	0	.714
Cincinnati	8	6	0	.571
Houston	1	13	0	.071

Western Division

	W	L	T	Pct.
Oakland	10	3	1	.750
Kansas City	8	6	0	.571
Denver	5	9	0	.429
San Diego	4	9	1	.321

National Conference

Eastern Division

	W	L	T	Pct.
Washington	11	3	0	.786
*Dallas	10	4	0	.714
New York Giants	8	6	0	.571
St. Louis	4	9	1	.321
Philadelphia	2	11	1	.179

Central Division

	W	L	T	Pct.
Green Bay	10	4	0	.714
Detroit	8	5	1	.607
Minnesota	7	7	0	.500
Chicago	4	9	1	.321

Western Division

	W	L	T	Pct.
San Francisco	8	5	1	.607
Atlanta	7	7	0	.500
Los Angeles	6	7	1	.464
New Orleans	2	11	1	.179

*Qualified for playoffs as best runnerup in Conference.

AFC Playoffs—Pittsburgh 13, Oakland 7, at Pittsburgh; Miami 20, Cleveland 14, at Miami.

NFC Playoffs—Dallas 30, San Francisco 28, at San Francisco; Washington 16 Green Bay 3, at Washington.

AFC Championship—Miami 21, Pittsburgh 17, at Pittsburgh.

NFC Championship—Washington 26, Dallas 3, at Washington.

Super Bowl—Miami 14, Washington 7, at Los Angeles.

1973

American Conference

Eastern Division

	W	L	T	Pct.	Pts.	OP
Miami	12	2	0	.857	343	150
Buffalo	9	5	0	.643	259	230
New England	5	9	0	.357	258	300
Baltimore	4	10	0	.286	226	341
N.Y. Jets	4	10	0	.286	240	306

Central Division

	W	L	T	Pct.	Pts.	OP
Cincinnati	10	4	0	.714	286	231
*Pittsburgh	10	4	0	.714	347	210
Cleveland	7	5	2	.571	234	255
Houston	1	13	0	.071	199	447

Western Division

	W	L	T	Pct.	Pts.	OP
Oakland	9	4	1	.679	292	175
Denver	7	5	2	.571	354	296
Kansas City	7	5	2	.571	231	192
San Diego	2	11	1	.179	188	386

National Conference

Eastern Division

	W	L	T	Pct.	Pts.	OP
Dallas	10	4	0	.714	382	203
*Washington	10	4	0	.714	325	198
Philadelphia	5	8	1	.393	310	393
St. Louis	4	9	1	.321	286	365
N.Y. Giants	2	11	1	.179	226	362

Central Division

	W	L	T	Pct.	Pts.	OP
Minnesota	12	2	0	.857	296	168
Detroit	6	7	1	.464	271	247
Green Bay	5	7	2	.429	202	259
Chicago	3	11	0	.214	195	334

Western Division

	W	L	T	Pct.	Pts.	OP
Los Angeles	12	2	0	.857	388	178
Atlanta	9	5	0	.643	318	224
New Orleans	5	9	0	.357	163	312
San Francisco	5	9	0	.357	262	319

*Qualified for playoffs as best runnerup in Conference.

AFC Playoffs—Oakland 33, Pittsburgh 14, at Oakland; Miami 34, Cincinnati 16; at Miami.

NFC Playoffs—Minnesota 27, Washington 20, at Minnesota; Dallas 27, Los Angeles 16, at Dallas.

AFC Championship—Miami 27, Oakland 10, at Miami.

NFC Championship—Minnesota 27, Dallas 10, at Dallas.

Super Bowl—Miami 24, Minnesota 7, at Houston (Rice Stadium).

1974

American Conference

Eastern Division

	W	L	T	Pct.	Pts.	Opp.
Miami	11	3	0	.786	327	216
*Buffalo	9	5	0	.643	264	244
New England	7	7	0	.500	289	289
N.Y. Jets	7	7	0	.500	279	300
Baltimore	2	12	0	.143	190	329

National Conference

Eastern Division

	W	L	T	Pct.	Pts.	Opp.
St. Louis	10	4	0	.714	285	218
*Washington	10	4	0	.714	320	196
Dallas	8	6	0	.571	297	235
Philadelphia	7	7	0	.500	242	217
N.Y. Giants	2	12	0	.143	195	299

Central Division

	W	L	T	Pct.	Pts.	Opp. Pts.
Pittsburgh	10	3	1	.750	305	189
Cincinnati	7	7	0	.500	283	259
Houston	7	7	0	.500	236	282
Cleveland	4	10	0	.286	251	344

Central Division

	W	L	T	Pct.	Pts.	Opp. Pts.
Minnesota	10	4	0	.714	310	195
Detroit	7	7	0	.500	256	270
Green Bay	6	8	0	.429	210	206
Chicago	4	10	0	.286	152	279

Western Division

	W	L	T	Pct.	Pts.	Opp. Pts.
Oakland	12	2	0	.857	355	228
Denver	7	6	1	.536	302	294
Kansas City	5	9	0	.357	233	293
San Diego	5	9	0	.357	212	285

Western Division

	W	L	T	Pct.	Pts.	Opp. Pts.
Los Angeles	10	4	0	.714	263	181
San Francisco	6	8	0	.429	226	236
New Orleans	5	9	0	.357	166	263
Atlanta	3	11	0	.214	111	271

*Qualified for playoff as wildcard entry.

AFC Playoffs—Oakland 28, Miami 26, at Oakland; Pittsburgh 32, Buffalo 14, at Pittsburgh.

NFC Playoffs—Minnesota 30, St. Louis 14, at Minnesota; Los Angeles 19, Washington 10, at Los Angeles.

AFC Championship—Pittsburgh 24, Oakland 13, at Oakland.

NFC Championship—Minnesota 14, Los Angeles 10, at Minnesota.

Super Bowl—Pittsburgh 16, Minnesota 6, at New Orleans (Sugar Bowl).



Lydell Mitchell

ALL-TIME SERIES RECORDS

vs. ATLANTA FALCONS

Baltimore—Won 8, Lost 0

1966-19	Atlanta	7 W
1967-38	Atlanta	31 W
1967-49	Atlanta	7 W
1968-28	Atlanta	20 W
1968-44	Atlanta	0 W
1969-21	Atlanta	14 W
1969-13	Atlanta	6 W
1974-17	Atlanta	7 W

vs. BUFFALO BILLS

Baltimore—Won 5, Lost 4,

Tied 1

1970-17	Buffalo	17 T
1970-20	Buffalo	14 W
1971-43	Buffalo	0 W
1971-24	Buffalo	0 W
1972-17	Buffalo	0 W
1972-35	Buffalo	7 W
1973-13	Buffalo	31 L
1973-17	Buffalo	24 L
1974-14	Buffalo	27 L
1974-0	Buffalo	6 L

vs. CHICAGO BEARS

Baltimore—Won 19, Lost 13

1953-13	Chicago	9 W
1953-16	Chicago	14 W
1954-9	Chicago	28 L
1954-13	Chicago	28 L
1955-23	Chicago	17 W
1955-10	Chicago	38 L
1956-28	Chicago	21 W
1956-27	Chicago	58 L
1957-21	Chicago	10 W
1957-29	Chicago	14 W
1958-51	Chicago	38 W
1958-17	Chicago	0 W
1959-21	Chicago	26 L
1959-21	Chicago	7 W
1960-42	Chicago	7 W
1960-24	Chicago	10 W
1961-10	Chicago	24 L
1961-20	Chicago	21 L
1962-15	Chicago	35 L
1962-0	Chicago	57 L
1963-3	Chicago	10 L
1963-7	Chicago	17 L
1964-52	Chicago	0 W
1964-40	Chicago	24 W
1965-26	Chicago	21 W
1965-0	Chicago	13 L
1966-17	Chicago	27 L
1966-21	Chicago	16 W
1967-24	Chicago	3 W
1968-28	Chicago	7 W
1969-24	Chicago	21 W
1970-21	Chicago	20 W

vs. CINCINNATI BENGALS

Baltimore—Won 2, Lost 1

1970-17	Cincinnati	0 W*
1972-20	Cincinnati	19 W
1974-14	Cincinnati	24 L

*AFC Divisional Playoff

vs. CLEVELAND BROWNS

Baltimore—Won 4, Lost 5

1956-21	Cleveland	7 W
1959-31	Cleveland	38 L
1962-36	Cleveland	14 W
1964-0	Cleveland	27 L*
1968-20	Cleveland	30 L
1968-34	Cleveland	0 W*
1971-13	Cleveland	14 L
1971-20	Cleveland	3 W**
1973-14	Cleveland	24 L

*NFL Championship

**AFC Divisional Playoff

vs. DALLAS COWBOYS

Baltimore—Won 4, Lost 2

1960-45	Dallas	7 W
1966-35	Dallas	3 W*
1967-23	Dallas	17 W
1969-10	Dallas	27 L
1970-16	Dallas	13 W*
1972-0	Dallas	21 L

*Playoff Bowl

**Super Bowl V

vs. DENVER BRONCOS

Baltimore—Won 0, Lost 1

1974-6	Denver	17 L
--------	--------	------

vs. DETROIT LIONS

Baltimore—Won 15, Lost 15,

Tied 2

1953-17	Detroit	27 L
1953-7	Detroit	17 L
1954-0	Detroit	35 L
1954-3	Detroit	27 L
1955-28	Detroit	13 W
1955-14	Detroit	24 L
1956-14	Detroit	31 L
1956-3	Detroit	27 L
1957-34	Detroit	14 W
1957-27	Detroit	31 L
1958-28	Detroit	15 W
1958-40	Detroit	14 W
1959-21	Detroit	9 W
1959-31	Detroit	24 W
1960-17	Detroit	30 L
1960-15	Detroit	20 L
1961-15	Detroit	16 L
1961-17	Detroit	14 W
1962-20	Detroit	29 L
1962-14	Detroit	21 L

1963-25	Detroit	21	W
1963-24	Detroit	21	W
1964-34	Detroit	0	W
1964-14	Detroit	31	L
1965-31	Detroit	7	W
1965-24	Detroit	24	T
1966-45	Detroit	14	W
1966-14	Detroit	20	L
1967-41	Detroit	7	W
1968-27	Detroit	10	W
1969-17	Detroit	17	T
1973-29	Detroit	27	W

vs. GREEN BAY PACKERS
Baltimore—Won 16, Lost 18

1953-14	Green Bay	37	L
1953-24	Green Bay	35	L
1954-6	Green Bay	7	L
1954-13	Green Bay	24	L
1955-24	Green Bay	20	W
1955-14	Green Bay	10	W
1956-33	Green Bay	38	L
1956-28	Green Bay	21	W
1957-45	Green Bay	17	W
1957-21	Green Bay	24	L
1958-24	Green Bay	17	W
1958-56	Green Bay	0	W
1959-38	Green Bay	21	W
1959-28	Green Bay	24	W
1960-21	Green Bay	35	L
1960-38	Green Bay	24	W
1961-7	Green Bay	45	L
1961-45	Green Bay	21	W
1962-6	Green Bay	17	L
1962-13	Green Bay	17	L
1963-20	Green Bay	31	L
1963-20	Green Bay	34	L
1964-21	Green Bay	20	W
1964-24	Green Bay	21	W
1965-17	Green Bay	20	L
1965-27	Green Bay	42	L
1965-10	Green Bay	13	L*
1966-3	Green Bay	24	L
1966-10	Green Bay	14	L
1967-13	Green Bay	10	W
1968-16	Green Bay	3	W
1969-14	Green Bay	6	W
1970-13	Green Bay	10	W
1974-13	Green Bay	20	L

*Conference Playoff

vs. HOUSTON OILERS
Baltimore—Won 1, Lost 1

1970-24	Houston	20	W
1973-27	Houston	31	L

vs. KANSAS CITY CHIEFS
Baltimore—Won 0, Lost 2

1970-24	Kansas City	44	L
1972-10	Kansas City	24	L

vs. LOS ANGELES RAMS
Baltimore—Won 20, Lost 13,
Tied 2

1953-13	Los Angeles	21	L
1953-2	Los Angeles	45	L
1954-0	Los Angeles	48	L
1954-22	Los Angeles	21	W
1955-17	Los Angeles	17	T
1955-14	Los Angeles	20	L
1956-56	Los Angeles	21	W
1956-7	Los Angeles	31	L
1957-31	Los Angeles	14	W
1957-21	Los Angeles	37	L
1958-34	Los Angeles	7	W
1958-28	Los Angeles	30	L
1959-35	Los Angeles	21	W
1959-45	Los Angeles	26	W
1960-31	Los Angeles	17	W
1960-3	Los Angeles	10	L
1961-27	Los Angeles	24	W
1961-17	Los Angeles	34	L
1962-30	Los Angeles	27	W
1962-14	Los Angeles	2	W
1963-16	Los Angeles	17	L
1963-19	Los Angeles	16	W
1964-35	Los Angeles	20	W
1964-24	Los Angeles	7	W
1965-35	Los Angeles	20	W
1965-20	Los Angeles	17	W
1966-17	Los Angeles	3	W
1966-7	Los Angeles	23	L
1967-24	Los Angeles	24	T
1967-10	Los Angeles	34	L
1968-27	Los Angeles	10	W
1968-28	Los Angeles	24	W
1969-20	Los Angeles	27	L
1969-13	Los Angeles	7	W
1971-24	Los Angeles	17	W

vs. MIAMI DOLPHINS
Baltimore—Won 3, Lost 8

1970-35	Miami	0	W
1970-17	Miami	34	L
1971-14	Miami	17	L
1971-14	Miami	3	W
1971-0	Miami	21	L*
1972-0	Miami	23	L
1972-0	Miami	16	L
1973-0	Miami	44	L
1973-16	Miami	3	W
1974-7	Miami	17	L
1974-16	Miami	17	L

*AFC Championship

vs. MINNESOTA VIKINGS
Baltimore—Won 12, Lost 4,
Tied 1

1961-34	Minnesota	33	W
1961-20	Minnesota	28	L
1962-34	Minnesota	7	W
1962-42	Minnesota	17	W

1963-37	Minnesota	34	W
1963-41	Minnesota	10	W
1964-24	Minnesota	34	L
1964-17	Minnesota	14	W
1965-35	Minnesota	16	W
1965-41	Minnesota	21	W
1966-38	Minnesota	23	W
1966-20	Minnesota	17	W
1967-20	Minnesota	20	T
1968-21	Minnesota	9	W
1968-24	Minnesota	14	W*
1969-14	Minnesota	52	L
1971-3	Minnesota	10	L

*Conference Championship

vs. NEW ENGLAND PATRIOTS
Baltimore—Won 6, Lost 4

1970-14	Boston	6	W
1970-27	Boston	3	W
1971-23	New England	3	W
1971-17	New England	21	L
1972-24	New England	17	W
1972-31	New England	0	W
1973-16	New England	24	L
1973-18	New England	13	W
1974-3	New England	42	L
1974-17	New England	27	L

vs. NEW ORLEANS SAINTS
Baltimore—Won 3, Lost 0

1967-30	New Orleans	10	W
1969-30	New Orleans	10	W
1973-14	New Orleans	10	W

vs. NEW YORK GIANTS
Baltimore—Won 5, Lost 3

1954-20	New York	14	W
1955-7	New York	17	L
1958-21	New York	24	L
1958-23	New York	17	W*
1959-31	New York	16	W*
1963-28	New York	37	L
1968-26	New York	0	W
1971-31	New York	7	W

*NFL Championship

vs. NEW YORK JETS
Baltimore—Won 5, Lost 6

1968-7	New York	16	L*
1970-29	New York	22	W
1970-35	New York	20	W
1971-22	New York	0	W
1971-14	New York	13	W
1972-34	New York	44	L
1972-20	New York	24	L
1973-10	New York	34	L
1973-17	New York	20	L
1974-35	New York	20	W
1974-38	New York	45	L

*Super Bowl III

vs. OAKLAND RAIDERS

Baltimore—Won 2, Lost 1

1970-27	Oakland	17	W*
1971-37	Oakland	14	W
1973-21	Oakland	34	L

*AFC Championship

vs. PHILADELPHIA EAGLES

Baltimore—Won 5, Lost 2

1953-14	Philadelphia	45	L
1965-34	Philadelphia	24	W
1966-20	Philadelphia	14	W*
1967-38	Philadelphia	6	W
1969-24	Philadelphia	20	W
1970-29	Philadelphia	10	W
1974-10	Philadelphia	30	L

*Playoff Bowl

vs. PITTSBURGH STEELERS

Baltimore—Won 2, Lost 2

1957-13	Pittsburgh	19	L
1968-41	Pittsburgh	7	W
1971-34	Pittsburgh	21	W
1974-0	Pittsburgh	30	L

vs. ST. LOUIS CARDINALS

Baltimore—Won 3, Lost 1

1961-16	St. Louis	0	W
1964-47	St. Louis	27	W
1968-27	St. Louis	0	W
1972-3	St. Louis	10	L

vs. SAN DIEGO CHARGERS

Baltimore—Won 1, Lost 1

1970-16	San Diego	14	W
1972-20	San Diego	23	L

vs. SAN FRANCISCO 49ers

Baltimore—Won 21, Lost 14

1953-21	San Francisco	38	L
1953-14	San Francisco	45	L
1954-17	San Francisco	13	W
1954-7	San Francisco	10	L
1955-26	San Francisco	14	W
1955-24	San Francisco	35	L
1956-17	San Francisco	20	L
1956-17	San Francisco	30	L
1957-27	San Francisco	21	W
1957-13	San Francisco	17	L
1958-35	San Francisco	27	W
1958-12	San Francisco	21	L
1959-45	San Francisco	14	W
1959-34	San Francisco	14	W
1960-22	San Francisco	30	L
1960-10	San Francisco	34	L
1961-20	San Francisco	17	W
1961-27	San Francisco	24	W

1962-13	San Francisco	..	21	L
1962-22	San Francisco	..	3	W
1963-20	San Francisco	..	14	W
1963-20	San Francisco	..	3	W
1964-37	San Francisco	..	7	W
1964-14	San Francisco	..	3	W
1965-27	San Francisco	..	24	W
1965-34	San Francisco	..	28	W
1966-36	San Francisco	..	14	W
1966-30	San Francisco	..	14	W
1967-41	San Francisco	..	9	W
1967-26	San Francisco	..	9	W
1968-27	San Francisco	..	10	W
1968-42	San Francisco	..	14	W
1969-21	San Francisco	..	24	L
1969-17	San Francisco	..	20	L
1972-21	San Francisco	..	24	L

vs. WASHINGTON REDSKINS

Baltimore—Won 13, Lost 4

1953-27	Washington	17	W
1954-21	Washington	24	L
1955-13	Washington	14	L
1956-19	Washington	17	W
1957-21	Washington	17	W
1958-35	Washington	10	W
1959-24	Washington	27	L
1960-20	Washington	0	W
1961-27	Washington	6	W
1962-34	Washington	21	W
1963-36	Washington	20	W
1964-45	Washington	17	W
1965-38	Washington	7	W
1966-37	Washington	10	W
1967-17	Washington	13	W
1969-41	Washington	17	W
1973-14	Washington	22	L



Tom MacLeod

COLTS' INDIVIDUAL RECORDS

*NFL RECORD

RUSHING

Most Yards

- Game: 198, Norm Bulaich vs. New York Jets, Sept. 19, 1971 (22 attempts, 9.0 average)
 Season: 963, Lydell Mitchell, 1973 (253 attempts, 3.8 average)
 Career: 5174, Lenny Moore, 1956-67 (1069 attempts, 4.8 average)

Most Attempts

- Game: *40, Lydell Mitchell at New York Jets, Oct. 20, 1974 (gained 156 yards).
 Season: 253, Lydell Mitchell, 1973 (gained 963 yards, 3.8 average)
 Career: 1200, Tom Matte, 1961-72 (gained 4626 yards, 3.8 average)
 1069, Lenny Moore, 1956-67 (gained 5174 yards, 4.9 average)

Best Average

- Season: 7.5, Lenny Moore, 1956 (gained 649 yards, 86 attempts)
 Career: 4.9, Lenny Moore, 1956-67 (gained 5174 yards on 1069 attempts)

Longest Run From Scrimmage

- 80, Tom Matte vs. St. Louis Cardinals, Oct. 12, 1964 (TD)
 96, Jim Spavital vs. Green Bay, Nov. 5, 1950 (TD)—previous franchise

Most Consecutive Games Rushing TDs

- *11, Lenny Moore (1963-64)

Most 100 Yard Games

- 7, Alan Ameche (1955-60)

RECEIVING

Most Passes Caught

- Game: 13, Lydell Mitchell vs. New York Jets, Dec. 15, 1974
 Season: 75, Raymond Berry, 1961
 *72, Lydell Mitchell, RB, 1974
 Career: 631, Raymond Berry, 1955-67
 363, Lenny Moore, 1956-67

Most Touchdown Passes Caught

- Game: 3, Jim Mutscheller vs. Green Bay, Oct. 13, 1957
 Raymond Berry vs. Dallas, Oct. 30, 1960
 Raymond Berry vs. Green Bay, Nov. 6, 1960
 Jimmy Orr vs. Washington, Dec. 8, 1962
 Jimmy Orr vs. Los Angeles, Oct. 4, 1964
 Season: 14, Raymond Berry, 1959
 Career: 68, Raymond Berry, 1955-67

Most Yards Gained Receiving

- Game: 224, Raymond Berry vs. Washington, Nov. 10, 1957
 Season: 1298, Raymond Berry, 1960 (74 catches)
 Career: 9275, Raymond Berry, 1955-67 (631 catches)

Best Average per Catch (minimum 25 catches)

- Season: 22.5, Glenn Doughty, 1973, (26 catches, 584 yards)

Longest Complete Pass Received

- 89, (includes pass and run) John Mackey from John Unitas vs. Los Angeles, Oct. 30, 1966 (TD)

PASSING

Most Yards

- Game: 401, John Unitas vs. Atlanta, Sept. 17, 1967 (23 completions in 32 attempts)
Season: 3481, John Unitas, 1963 (237 completions in 410 attempts)
Career: 39,768, John Unitas, 1956-72 (2796 completions in 5110 attempts)

Most Games, 300 Yards or More Passing

- Career: *27, John Unitas, 1956-72

Most Completions:

- Game: 36, Bert Jones vs. New York Jets, Dec. 15, 1974 (53 attempts)
Season: 255, John Unitas, 1967 (436 attempts)
Career: 2796, John Unitas, 1956-72 (5110 attempts)

Most Consecutive Completed

- *17, Bert Jones vs. New York Jets, Dec. 15, 1974

Most Attempted

- Game: 53, Bert Jones vs. New York Jets, Dec. 15, 1974 (36 completions)
Season: 436, John Unitas, 1967 (255 completions)
Career: 5110, John Unitas, 1956-72 (completed 2796)

Passing Efficiency

- Game: 85%, John Unitas vs. Atlanta, Nov. 12, 1967 (17-20)
Season: 58.5%, John Unitas, 1967 (255 completions in 436 attempts)
Career: 54.7%, John Unitas, 1956-72 (2796 completions in 5110 attempts)

Most Touchdown Passes

- Game: 5, Gary Cuozzo vs. Minnesota, Nov. 14, 1965
Season: 32, John Unitas, 1959
Career: 287, John Unitas, 1956-72

Most Consecutive Games TD Passes

- *47, John Unitas, 1956-60

Longest Completed Pass

89 yards (includes pass & run) John Unitas to John Mackey vs. Los Angeles, Oct. 30, 1966 (TD)

Most Passes Had Intercepted

- Game: 5, Fred Enke vs. Green Bay, Oct. 18, 1953 (24 attempts)
Fred Enke vs. Detroit, Nov. 7, 1953 (15 attempts)
John Unitas vs. San Francisco, Nov. 27, 1960 (30 attempts)
John Unitas vs. Green Bay, Oct. 8, 1961 (24 attempts)
John Unitas vs. Detroit, Nov. 20, 1966 (19 attempts)
Season: 24, John Unitas, 1960 (378 attempts)
John Unitas, 1962 (420 attempts)
John Unitas, 1966 (348 attempts)
Career: 246, John Unitas, 1956-72 (5110 attempts)

SCORING

Most Points

- Game: 24, Lenny Moore vs. Chicago Bears, Oct. 4, 1958 (4 TDs)
Lenny Moore vs. Los Angeles, Oct. 16, 1960 (4 TDs)
Lenny Moore vs. Minnesota, Oct. 1, 1961 (4 TDs)
Season: 120, Lenny Moore, 1964 (20 touchdowns—14 games)
Career: 678 Lenny Moore, 1956-67 (113 touchdowns)

Most Touchdowns

Game: 4, Lenny Moore vs. Chicago Bears, Oct. 4, 1958
Lenny Moore vs. Los Angeles, Oct. 16, 1960
Lenny Moore vs. Minnesota, Oct. 1, 1961
Season: 20, Lenny Moore, 1964
Career: 113, Lenny Moore, 1956-67

Most Field Goals

Game: 5, Lou Michaels vs. San Francisco, Sept. 25, 1966
Season: 24, Jim Martin, 1963
Career: 107, Lou Michaels, 1964-1969

Longest Field Goal

56, Bert Rechichar vs. Chicago Bears, Sept. 27, 1953

Most Consecutive Field Goals

10, Jim O'Brien, 1971 (1st through 4th games)
Lou Michaels, 1967 (11th through 13th games)
9, George Hunt, 1973 (4th through 8th games)

Highest Completion Percentage

Game: (5 attempts minimum) 100.0, Lou Michaels vs. San Francisco, Sept. 25, 1966 (5-5)

Most Points After Touchdown

Game: 8, Tom Feamster vs. Los Angeles, Nov. 25, 1956
Steve Myhra vs. Green Bay, Nov. 2, 1958
Season: 53, Lou Michaels, 1964 (54 attempts)
Career: 264, Lou Michaels, 1964-1969
180, Steve Myhra, 1957-61

Most Consecutive Points After Touchdown

103, Lou Michaels, 1964-66

Most Consecutive Games Scoring

55, Steve Myhra 8th game 1957 through 14th game 1961

Most Consecutive Games Scoring Touchdown

*18, Lenny Moore, 1963-1965

PUNTING

Most Punts

Game: 11, Cotton Davidson vs. Chicago Bears, Oct. 10, 1954
(36.8 average and one blocked)
Joe Don Looney vs. San Francisco, Nov. 29, 1964 (40.5 average)
David Lee vs. Miami, Nov. 11, 1973 (35.1 average and two blocked)
Season: 72, Cotton Davidson, 1954 (37.2 average)
Career: 519, David Lee, 1966-74 (41.8 average)

Longest Punt

76, David Lee vs. New York Giants, Oct. 17, 1971
Charley O'Rourke vs. San Francisco, 1948 (76-AAC)

Best Punting Average

Season: 45.6, David Lee, 1966 (49 Punts)
Career: 41.8, David Lee, 1966-74 (519 punts)

RETURNS, INTERCEPTIONS, RECOVERIES

Most Punt Returns

Game: 7, Alvin Haymond vs. Detroit, Oct. 10, 1965 (49 yards)
Alvin Haymond vs. Los Angeles, Nov. 27, 1966 (62 yards)
Season: 41, Alvin Haymond, 1965 (403 yards)
Career: 112, Carl Taseff, 1953-1961 (826 yards)

Most Seasons Leading League

*2, Milt Davis, 1957, 59

Most Yards Punts Returned

Game: 148, Carl Taseff vs. Green Bay, Oct. 14, 1956 (4 returns)
Season: 403, Alvin Haymond, 1965 (41 returns)
Career: 826, Carl Taseff, 1953-61 (112 returns)

Best Punt Return Average

Season: 11.8 (28 returns for 330 yards) Ron Gardin, 1970

Most Kickoff Returns

Game: 6, Bruce Laird vs. New York Jets, Sept. 24, 1972 (181 yards)
Season: 31, Preston Pearson, 1969 (706 yards, 22.8 average)
Career: 62, Tom Matte, 1961-72

Best Kickoff Return Average

35.4 Jim Duncan, 1970 (20 returns for 707 yards)

Most Yards on Kickoff Returns

Game: 202, Leonard Lyles (3 ret), vs. S.F., Dec. 18, 1960
Season: 707, Jim Duncan, 1970 (20 returns, 35.4 average)
Career: 1367, Tom Matte, 1961-72 (62 returns, 22.4 average)

Most Pass Interceptions

Game: 3, Bert Rechichar vs. Chicago Bears, Sept. 27, 1953
Tom Keane vs. Philadelphia, Nov. 15, 1953
Gary Glick vs. Washington, Nov. 26, 1961
Jerry Logan vs. N.Y. Jets, Oct. 18, 1970
Season: 11, Tom Keane, 1953 (returned 118 yards)
Career: 57, Bobby Boyd, 1960-68 (returned 994 yards)

Most Yards Interceptions Returned

Game: 121, Milt Davis vs. Chicago Bears, Nov. 17, 1957 (2 interceptions)
Season: 219, Milt Davis, 1957 (10 interceptions)
Career: 994, Bobby Boyd, 1960-68 (57 interceptions)

Most Pass Interceptions Returned for TD

Season: 2, Jerry Logan (1965)
Career: 5, Jerry Logan, 1963-1972

Longest Interception Return

94, Rick Volk vs. Chicago, Oct. 8, 1967 (TD)

Longest Kickoff Return:

104, Buddy Young vs. Philadelphia, Nov. 15, 1953 (TD)

Longest Punt Return

90, Carl Taseff vs. Green Bay, Oct. 14, 1956 (TD)
Stormy Pfohl vs. Brooklyn, 1948 (92 in AAC)

Most Fumble Recoveries

Season: 6, Barney Poole, 1953

Longest Run With Fumble

34, Bobby Boyd vs. Green Bay, Sept. 29, 1963 (TD)

Longest Field Goal Attempt Return

*99, Carl Taseff vs. Los Angeles, Dec. 12, 1959

Most Field Goals Blocked

Season: 4, Bubba Smith, 1971

Most Consecutive Games Played

155, Jerry Logan (1963-72)
139, Jim Parker (1957 to 2nd game 1967)
138, Alex Sandusky (1957-1966)

COLTS' TEAM RECORDS

NET YARDS GAINED

Most Yards Gained

Game: 595 vs. Atlanta, Nov. 12, 1967 (462 passing, 169 rushing)

Season: 5008, 1967

Fewest Yards Gained

Game: 69 vs. Detroit, Nov. 6, 1954

Season: 2716, 1953

RUSHING

Most Yards Gained

Game: 318 vs. Green Bay, Oct. 28, 1956

Season: 2204, 1956

Fewest Yards Gained

Game: 19 vs. Los Angeles, Sept. 26, 1954

Season: 1289, 1960

PASSING

Most Yards Gained

Game: 451 (net) vs. Minnesota, Dec. 16, 1962

Season: 3363 (net), 1967

Fewest Yards Gained

Game: 1 (net) vs. Buffalo, Oct. 13, 1974

Season: 1257 (net), 1953

Most Passes Attempted

Game: 54 vs. N.Y. Jets, Dec. 15, 1974 (36 completions)

Season: 457, 1967 (267 completions)

Fewest Passes Attempted

Game: 7 vs. Los Angeles, Dec. 18, 1965 (3 completions)

Season: 266, 1955 (134 completions)

Most Passes Completed

Game: 36 vs. N.Y. Jets, Dec. 15, 1974 (54 attempts)

Season: 265, 1967 (457 attempts)

Fewest Passes Completed

Game: 3 vs. Los Angeles, Dec. 18, 1965 (7 attempts)

Season: 126, 1953 (319 attempts)

Best Passing Efficiency

Season: 57.9, 1967 (265-457)

Lowest Passing Efficiency

Season: 39.5, 1953 (126-319)

Most Touchdown Passes

Game: 5, vs. Minnesota, Nov. 14, 1965

Season: 33, 1954 (375 attempts)

Most Passes Had Intercepted

Game: 8 vs. New York Jets, Sept. 23, 1973 (35 attempts)

Season: 29, 1961 (438 attempts)

Fewest Passes Had Intercepted

Season: 9, 1964 (345 attempts)

FIRST DOWNS

Most First Downs

Game: 33 vs. N.Y. Jets, Dec. 15, 1974

Season: 289, 1967

Fewest First Downs

Game: 4 vs. Miami, Nov. 11, 1973

Season: 141, 1953

SCORING

Most Points Scored

Half: 42 vs. Los Angeles, Nov. 25, 1956

Game: 56 vs. Los Angeles, Nov. 25, 1956

vs. Green Bay, Nov. 2, 1958

Season: 428, 1964

Most Points Scored (Both Teams)

Game: 89, Baltimore 51, Chicago Bears 38, Oct. 4, 1958

Fewest Points Scored

Season: 131, 1954

Most Touchdowns

Game: 8 vs. Los Angeles, Nov. 25, 1956

vs. Green Bay, Nov. 2, 1958

Season: 54, 1964

Most Touchdowns Passing

Game: 5 vs. Green Bay, Nov. 2, 1958

vs. Dallas, Oct. 30, 1960

vs. Minnesota, Dec. 16, 1962

vs. Minnesota, Nov. 14, 1965

vs. Detroit, Oct. 16, 1966

Season: 33, 1959

Most Touchdowns Rushing

Game: 5 vs. Buffalo, Oct. 10, 1971

Season: 29, 1964

Most Points After Touchdowns

Game: 8 vs. Los Angeles, Nov. 25, 1956

vs. Green Bay, Nov. 2, 1958

Season: 53, 1964

Most Field Goals

Game: 5 vs. Los Angeles, Dec. 4, 1954

vs. San Francisco, Sept. 25, 1966

Season: 24, 1963

Greatest Margin of Victory

56-0 over Green Bay, Nov. 2, 1958

Most Consecutive Games Scoring

104, starting fifth game in 1954—ended Nov. 25, 1962 vs. Chicago

INTERCEPTIONS

Most Passes Intercepted

Game: 7 vs Chicago Bears, Oct. 2, 1960

Season: 40, 1959

Fewest Passes Intercepted

Season: 10, 1974

Most Yards Interceptions Returned

Game: 144 vs. Green Bay, Nov. 2, 1958 (5 interceptions)

Season: 577, 1959

Best Percentage of Interceptions

Season: 11.4, 1959

PUNTING

Most Punts

Game: 11 vs. Chicago Bears, Oct. 10, 1954
vs. San Francisco, Nov. 29, 1964
vs. Miami, Nov. 11, 1973
Season: 83, 1953

Fewest Punts

Game: 0 vs. Cleveland, Nov. 1, 1959
Season: 42, 1961

Most Fair Catches

Season: *34, 1971

PENALTIES

Most Penalties

Game: 13 vs. Chicago Bears, Oct. 29, 1961 (121 yards)
Season: 77, 1963 (823 yards)

Fewest Penalties

Game: 0 vs. Green Bay, Sept. 10, 1966
Season: 51, 1960 (504 yards)

Most Yards Penalized

Game: 121 vs. Chicago Bears, Oct. 29, 1961 (13 penalties)
Season: 823, 1963 (77 penalties)

Fewest Yards Penalized

Game: 0 vs. Green Bay, Sept. 10, 1966
Season: 483, 1973 (58 penalties)

DEFENSE

Fewest Points Allowed

Game: 0, Fifteen Times
Season: 140, 1971

Most Shutouts

Season: 3, 1968, 1971

Most Points Allowed

Half: 37, Colts 0, Bears 57, Nov. 25, 1962
Game: 58, Colts 27, Chicago Bears, Oct. 21, 1956
Season: 350, 1953

Fewest Yards Allowed—Total Offense

Game: 59 (net) vs. Buffalo, Oct. 10, 1971
Season: 2852 (net), 1971

Most Yards Allowed

Game: 597 (net) vs. San Francisco, Dec. 13, 1953
Season: 4634, 1969

Fewest Yards Allowed Rushing

Game: 4 vs. Buffalo, Oct. 10, 1971
Season: 1113, 1971

Most Yards Allowed Rushing

Game: 315 at Miami, Nov. 11, 1973
Season: 2315, 1953

Fewest Yards Allowed Passing

Game: 16 (net) vs. Washington, Oct. 26, 1958
Season: 1726 (net), 1960

Most Yards Allowed Passing

Game: 490 (net) vs. N.Y. Jets, Sept. 24, 1972
Season: 2552 (net) 1965

Most Times Tackled Opponents' Passer

Season: 57, 1964

Most Yards Lost By Opponents' Passer

Season: 489, 1964

Greatest Margin of Defeat

57—Chicago Bears 57, Baltimore 0, Nov. 25, 1962

Fewest Field Goals Allowed

Season: 5, 1971

STREAKS**Longest Winning Streak**

11 games, 1964—Began Sept. 20 vs. Green Bay (21-20)—ended Dec. 6 vs. Detroit (14-31)

Longest Undefeated Streak

14 games—Began Dec. 18, 1966 vs. S.F. (30-14)—ended Dec. 17, 1967 vs. L.A. (34-10)

Longest Losing Streak7 games, 1953—last seven games
1954—third through ninth games**Most Wins in a Season**15 games, 1968 (including Post Season)
13 games, 1968 (Regular Season)**FUMBLES****Most Fumbles**

Game: 5 vs. Detroit, Oct. 3, 1953
 vs. Detroit, Oct. 20, 1957
 vs. San Francisco, Nov. 30, 1958
 vs. Los Angeles, Dec. 11, 1960
 vs. Green Bay, Sept. 29, 1963
 vs. Minnesota, Nov. 17, 1963
 vs. Washington, Dec. 13, 1964
 vs. Green Bay, Sept. 26, 1965
 vs. Chicago, Dec. 5, 1965
 vs. New England, Oct. 6, 1974
 vs. Cincinnati, Nov. 3, 1974

Season: 35, 1963

Fewest Fumbles

Season: 16, 1973

Most Opponents Fumbles Recovered

Game: 5 vs. Los Angeles, Nov. 23, 1958
 Season: 27, 1953

Fewest Fumbles Recovered (Own & Opponents)

Season: *13, 1967



Raymond Chester

TOP INDIVIDUAL PERFORMANCES AGAINST COLTS

(ONE GAME)

Most Yards Rushing

205, Dan Towler, Los Angeles, November 22, 1953 (14 attempts)

Longest Run From Scrimmage

81, Rick Casares, Chicago Bears, October 16, 1955

Most Passes Attempted

62, Joe Namath, New York Jets, October 18, 1970 (34 completions, 6 intercepted)

Most Passes Completed

34, Joe Namath, New York Jets, October 18, 1970 (62 attempts, 6 intercepted)

Best Pass Completion Percentage

.862, Ken Stabler, Oakland, October 28, 1973 (25 completions in 29 attempts)

Most Yards Gained On Passes

496, Joe Namath, N.Y. Jets, Sept. 24, 1972 (15 completions in 28 attempts)

Longest Completed Pass

99, (Includes pass and run), Karl Sweetan to Pat Studstill, Detroit, October 16, 1966

Most Touchdown Passes

7, Joe Kapp, Minnesota, September 28, 1969

Most Passes Caught

12, Ed Bell, New York Jets, October 18, 1970 (151 yards)

12, Cloyce Box, Detroit, December 3, 1950 (previous franchise)

Most Yards Gained Receiving

231, Dave Parks, San Francisco, October 3, 1965

Most Touchdowns Scored

5, Jim Brown, Cleveland, November 1, 1959 (5 rushing)

Paul Hornung, Green Bay, Dec. 12, 1965 (3 rushing, 2 receiving)

Most Touchdown Passes Caught

3, Rich Caster, New York Jets, September 24, 1972

Dave Parks, San Francisco, October 3, 1965

Gary Collins, Cleveland, December 27, 1964 (CH. Game)

Howard Cassady, Detroit, October 11, 1959

Most Points Scored

33, Paul Hornung, Green Bay, October 8, 1961 (4 TDs, 6 extra points, 1 field goal)

Most Field Goals

5, Curt Knight, Washington, November 18, 1973 (5 attempts)

Longest Field Goal

52, Chester Marcol, Green Bay, September 22, 1974

John Leypoldt, Buffalo, October 14, 1973

Jim Martin, Detroit Lions, October 23, 1960

Most Pass Interceptions

3, Rich Sowell, New York Jets, September 23, 1973

Jim Kerr, Washington, November 26, 1961

Jack Butler, Pittsburgh, November 3, 1957

Jack Christiansen, Detroit, November 7, 1953

Longest Interception Return

87, Dave Robinson, Green Bay, December 12, 1965—(no TD)

Longest Kickoff Return

103, Tom Wilson, Los Angeles, November 25, 1956
 Herb Adderley, Green Bay, November 18, 1962

Longest Punt Return

74, Yale Lary, Detroit, October 3, 1953

**NFL CHAMPIONSHIP GAME RECORDS
 HELD BY COLTS
 (through 1969 season)**

INDIVIDUAL**Most Passes Caught (one game)—12**

Raymond Berry vs. New York Giants, December 28, 1958

Most Yards Gained Pass Receptions (one game)—178

Raymond Berry vs. New York Giants, December 28, 1958
 (12 receptions)

Most Touchdowns (one game)—3 (tie)

Tom Matte vs. Cleveland Browns, December 27, 1968

Most Punt Returns (one game)—4 (tie)

Carl Taseff vs. New York Giants, December 28, 1958

Most Yards Gained Passing (one game)—349

John Unitas vs. New York Giants, December 28, 1958 (26 completions)

Most Yards Interceptions Returned (one game)—66

John Sample vs. New York Giants, December 27, 1959
 (2 interceptions)

TEAM**Most First Downs (one game)—27**

Baltimore vs. New York Giants, December 28, 1958

Most First Downs Passing (one game)—17

Baltimore vs. New York Giants, December 28, 1958

Most Opponents' Fumbles Recovered (one game)—4 (out of 6)

Baltimore vs. New York Giants, December 28, 1958

Longest Game in Actual Playing Time—68:15 (Sudden Death)

Baltimore vs. New York Giants, December 28, 1958

Highest Passing Efficiency—58.8%

Baltimore, 4 games (67 completions in 114 attempts)

**MAJOR SUPER BOWL RECORDS
 HELD BY COLTS**

INDIVIDUAL**Longest Gain—58**

Tom Matte vs. N.Y. Jets, SB III

Longest Completion—75

John Unitas to John Mackey vs. Dallas, SB V

Longest Reception—75

Jack Mackey from John Unitas vs. Dallas, SB V

Most Yards Gained on Kickoff Returns, One Game—90

Jim Duncan vs. Dallas, SB V

TEAM**Most Passes Attempted (one game)**

41 vs. N.Y. Jets, SB III

Most Yards Gained Passing (one game)

260 vs. Dallas, SB V

TOP INDIVIDUAL PERFORMANCES

RUSHING

GAME

- 198, Norm Bulaich vs. New York Jets 9-19-72 (22 attempts)
- 194, Alan Ameche vs. Chicago Bears 9-25-55 (21 attempts)
- 185, Lenny Moore vs. Green Bay Packers 10-28-56 (13 attempts)
- 162, Alan Ameche vs. Los Angeles Rams 11-25-56 (20 attempts)
- 156, Lydell Mitchell vs. N.Y. Jets 10-20-74 (40 attempts)
- 153, Alan Ameche vs. Detroit Lions 10-1-55 (21 attempts)
- 151, Lydell Mitchell vs. Atlanta Falcons 11-17-74 (33 attempts)
- 142, Alan Ameche vs. Chicago Bears 11-16-58 (26 attempts)
Lydell Mitchell vs. New England Patriots 12-16-73 (34 attempts)
- 136, Lenny Moore vs. Detroit Lions 10-19-58 (12 attempts)
George Taliaferro vs. Los Angeles Rams 11-22-53 (16 attempts)
- 133, Lydell Mitchell vs. New Orleans Saints 9-30-73 (22 attempts)

SEASON

- 963, Lydell Mitchell 1973 (253 attempts)
- 961, Alan Ameche 1955 (213 attempts)
- 909, Tom Matte 1969 (235 attempts)
- 858, Alan Ameche 1956 (178 attempts)
- 791, Alan Ameche 1958 (171 attempts)
- 757, Lydell Mitchell 1974 (214 attempts)
- 741, Norm Bulaich 1971 (152 attempts)
- 679, Alan Ameche 1959 (178 attempts)
- 675, Joe Perry 1961 (168 attempts)
Don McCauley 1972 (178 attempts)
- 662, Tom Matte 1968 (183 attempts)

CAREER

- 5174, Lenny Moore 1956-67
- 4619, Tom Matte 1961-72
- 4045, Alan Ameche 1955-60
- 2670, Jerry Hill 1961-70
- 1935, Lydell Mitchell 1972-74
- 1775, John Unitas 1956-72
- 1769, Tony Lorick 1964-67
- 1525, Don McCauley 1971-74
- 1339, L. G. Dupre 1955-59
- 1276, Norm Bulaich 1970-72

RECEPTIONS

GAME

- 13, Lydell Mitchell vs. N.Y. Jets 12-15-74 (82 yds.)
- 12, Raymond Berry vs. Washington Redskins 11-10-57 (224 yds.)
*Raymond Berry vs. New York Giants 12-28-58 (178 yds.)
- 11, Eddie Hinton vs. Kansas City Chiefs 9-28-70 (190 yds.)
Raymond Berry vs. Detroit Lions 10-23-60 (186 yds.)
Willie Richardson vs. Philadelphia Eagles 9-24-67 (184 yds.)
Raymond Berry vs. Cleveland Browns 11-1-59 (156 yds.)
Lydell Mitchell vs. Denver Broncos 11-10-74 (90 yds.)
- 10, Raymond Berry vs. Detroit Lions 9-28-58 (149 yds.)
Raymond Berry vs. Green Bay Packers 11-6-60 (137 yds.)
Raymond Berry vs. Green Bay Packers 12-12-65 (125 yds.)
Raymond Berry vs. Green Bay Packers 10-25-69 (117 yds.)
Raymond Berry vs. Detroit Lions 12-4-60 (117 yds.)
*Championship Game

SEASON

- 75, Raymond Berry, 1961 (873 yds.)
- 74, Raymond Berry, 1960 (1298 yds.)
- 72, Lydell Mitchell, 1974 (544 yds.)
- 66, Raymond Berry, 1959 (959 yds.)
- 63, Willie Richardson, 1967 (860 yds.)
- 58, Raymond Berry, 1965 (739 yds.)
- 56, Raymond Berry, 1958 (794 yds.)
Raymond Berry, 1966 (786 yds.)
- 55, Jimmy Orr, 1962 (974 yds.)
John Mackey, 1967 (686 yds.)
- 51, Raymond Berry, 1962 (687 yds.)

CAREER

- 631, Raymond Berry 1955-1967 (9275 yards)
- 363, Lenny Moore 1956-1967 (6039 yards)
- 320, John Mackey 1963-1971 (5117 yards)
- 303, Jimmy Orr 1958-1970 (5859 yards)
- 249, Tom Matte 1961-1972 (2856 yards)
- 220, Jim Mutscheller 1954-1961 (3685 yards)
- 195, Willie Richardson 1963-1971 (2950 yards)

RECEIVING YARDAGE

SEASON

1. 1298, Raymond Berry, 1960 (74 receptions)
2. 974, Jimmy Orr, 1962 (55 receptions)
3. 946, Raymond Berry, 1959 (66 receptions)
4. 938, Lenny Moore, 1958 (50 receptions)
5. 873, Raymond Berry, 1961 (75 receptions)
6. 867, Jimmy Orr, 1964 (40 receptions)
7. 860, Willie Richardson, 1967 (63 receptions)
8. 847, Jimmy Orr, 1965 (45 receptions)
9. 846, Lenny Moore, 1959 (47 receptions)
10. 829, John Mackey, 1966 (50 receptions)

PASSING YARDAGE

GAME

1. 401, John Unitas vs. Atlanta Falcons 9-17-67 (22-32)
2. 397, John Unitas vs. Cleveland Browns 11-1-59 (23-41)
3. 385, Bert Jones vs. N.Y. Jets 12-15-74 (36-53)
John Unitas vs. Minnesota Vikings 12-16-62 (19-34)
4. 376, John Unitas vs. Detroit Lions 11-10-63 (17-24)
John Unitas vs. New York Jets 9-24-72 (33-44)
5. 370, John Unitas vs. Atlanta Falcons 11-12-67 (17-20)
6. 367, John Unitas vs. Washington Redskins 12-8-62 (25-36)
7. 357, John Unitas vs. Detroit Lions 12-4-60 (22-40)
8. 356, John Unitas vs. San Francisco 49ers 11-27-60 (16-30)
9. 355, John Unitas vs. Washington Redskins 12-1-63 (24-37)

SEASON

		Att.	Comp.	Pct.	Yards	Int.	TDs	
1.	John Unitas	1963	410	237	57.8	3,481	12	20
2.	John Unitas	1967	436	255	58.5	3,428	16	20
3.	John Unitas	1960	378	190	50.3	3,099	24	25
4.	John Unitas	1961	420	229	54.5	2,990	24	16
5.	John Unitas	1962	389	222	57.1	2,967	23	23
6.	Earl Morrall	1968	317	182	57.4	2,909	17	26
7.	John Unitas	1959	367	193	52.6	2,899	14	32
8.	John Unitas	1964	305	158	51.8	2,824	6	19
9.	John Unitas	1966	348	195	56.0	2,748	24	23
10.	John Unitas	1957	301	172	57.1	2,550	17	24

SCORING

SEASON

1. 120, Lenny Moore, 1964 (20 TD)
2. 106, Lou Michaels, 1967 (20 FG, 46 PAT)
3. 104, Lou Michaels, 1964 (17 FG, 53 PAT)
Jim Martin, 1963 (24 FG, 32 PAT)
5. 102, Lou Michaels, 1968 (18 FG, 48 PAT)
6. 101, Lou Michaels, 1965 (17 FG, 48 PAT, Safety)
7. 98, Lou Michaels, 1966 (21 FG, 35 PAT)
8. 96, Steve Myhra, 1961 (21 FG, 33 PAT)
9. 95, Jim O'Brien, 1971 (20 FG, 35 PAT)
10. 93, Jim O'Brien, 1970 (19 FG, 36 PAT)

CAREER

Player	TD	PAT	FG	PTS
1. Lenny Moore	113	0	0	678
2. Lou Michaels	0	263	107	586*
3. Raymond Berry	68	0	0	408
4. Tom Matte	57	0	0	342
5. Steve Myhra	0	180	44	312
6. Jimmy Orr	50	0	0	300
7. Alan Ameche	44	0	0	264
8. Jim O'Brien	2	95	52	263
9. Jim Mutscheller	40	0	0	240
10. John Mackey	38	0	0	228

*Includes one safety

10 LONGEST RUNS IN COLT HISTORY (From Scrimmage)

1. 80, Tom Matte vs. St. Louis Cardinals, Oct. 12, 1964 (TD)
2. 79, Alan Ameche vs. Chicago Bears, Sept. 25, 1955 (TD)
Lenny Moore vs. Green Bay Packers, Oct. 28, 1956 (TD)
4. 73, Lenny Moore vs. San Francisco 49ers, Nov. 30, 1958 (TD)
5. 72, Lenny Moore vs. Green Bay Packers, Oct. 28, 1956 (TD)
6. 70, Lenny Moore vs. Cleveland Browns, Nov. 11, 1956 (TD)
7. 67, Norm Bulaich vs. New York Jets, Sept. 19, 1971 (TD)
8. 60, Jim Welch vs. Los Angeles Rams, Dec. 9, 1961 (TD)
9. 58, Joe Don Looney vs. Chicago Bears, Sept. 27, 1964 (TD)
Tom Matte vs. New York Jets, Jan. 12, 1969 (Super Bowl)

Previous Franchise:

- 96, Jim Spavital vs. Green Bay Packers, Nov. 5, 1950 (TD)

10 LONGEST PASS PLAYS IN COLT HISTORY

1. 89, John Mackey from John Unitas vs. Los Angeles (TD) 10-30-66
2. 88, Tom Matte from John Unitas vs. Atlanta (TD) 9-17-67
3. 84, Jimmy Orr from Earl Morrall vs. Atlanta 9-22-68
4. 82, Buddy Young from George Shaw vs. Green Bay (TD) 10-8-55
Lenny Moore from John Unitas vs. San Francisco (TD) 12-8-57
6. 80, Lenny Moore from John Unitas vs. Detroit (TD) 12-4-60
Jimmy Orr from John Unitas vs. Chicago (TD) 10-21-62
Lenny Moore from John Unitas vs. Minnesota (TD) 12-16-62
9. 79, Willie Richardson from Earl Morrall vs. St. Louis 11-17-68
10. 77, Lenny Moore from John Unitas vs. Chicago Bears (TD) 10-4-58

COLT 100-YARD GAMES

- 198, Norm Bulaich vs. New York Jets 9-19-71 (22 attempts)
 194, Alan Ameche vs. Chicago Bears 9-25-55 (21 attempts)
 185, Lenny Moore vs. Green Bay Packers 10-28-56 (13 attempts)
 162, Alan Ameche vs. Los Angeles Rams 11-25-56 (20 attempts)
 156, Lydell Mitchell vs. N.Y. Jets 10-20-74 (40 attempts)
 153, Alan Ameche vs. Detroit Lions 10-1-55 (21 attempts)
 151, Lydell Mitchell vs. Atlanta Falcons 11-17-74 (33 attempts)
 142, Alan Ameche vs. Chicago Bears 11-16-58 (26 attempts)
 142, Lydell Mitchell vs. New England Patriots 12-16-73 (34 attempts)
 136, Lenny Moore vs. Detroit Lions 10-19-58 (12 attempts)
 136, George Taliaferro vs. Los Angeles Rams 11-22-53 (16 attempts)
 133, Lydell Mitchell vs. New Orleans Saints 9-30-73 (22 attempts)
 126, Tony Lorick vs. Chicago Bears 11-8-64 (14 attempts)
 122, Carl Taseff vs. Green Bay Packers 11-13-54 (15 attempts)
 120, Lenny Moore vs. Cleveland Browns 11-11-56 (11 attempts)
 120, Alan Ameche vs. San Fran. 49ers 11-22-59 (25 attempts)
 120, Tom Matte vs. Los Angeles Rams 12-15-63 (13 attempts)
 118, Lenny Moore vs. Los Angeles Rams 10-16-60 (9 attempts)
 117, John Huzvar vs. Detroit Lions 11-7-53 (19 attempts)
 117, Alan Ameche vs. Green Bay Packers 10-29-55 (22 attempts)
 117, Tom Matte vs. Washington Redskins 11-2-69 (21 attempts)
 *116, Tom Matte vs. New York Jets 1-12-69 (11 attempts)
 **116, Norm Bulaich vs. Cincinnati Bengals 12-26-70 (25 attempts)
 114, Lenny Moore vs. San Fran. 49ers 11-30-58 (8 attempts)
 112, Don McCauley vs. New York Jets 10-22-72 (26 attempts)
 110, Tom Matte vs. Detroit Lions 11-19-67 (17 attempts)
 109, Don McCauley vs. New Orleans Saints 9-30-73 (20 attempts)
 108, Alan Ameche vs. Cleveland Browns 11-11-56 (18 attempts)
 108, Norm Bulaich vs. New York Giants 10-17-71 (15 attempts)
 104, Lydell Mitchell vs. Miami Dolphins 12-9-73 (35 attempts)

*Super Bowl III

**AFC Playoff

YEAR BY YEAR LEADERS SCORING

YEAR	PLAYER	TD	PAT.	FG	PTS
1953	Bert Rechichar	3		5	33
1954	Gary Kerkorian	1	11-12	5-10	32
1955	Bert Rechichar	0	25-26	10-24	55
1956	Lenny Moore	9			54
1957	Lenny Moore	11			66
1958	Lenny Moore	14			84
1959	Raymond Berry	14			84
1960	Lenny Moore	13			78
1961	Steve Myhra	0	33-34	21-39	96
1962	Dick Bielski	2	25-28	11-25	70
1963	Jim Martin	0	32-35	24-39	104
1964	Lenny Moore	20			120
1965	Lou Michaels	0	48-48	17-28	101
1966	Lou Michaels	0	35-36	21-39	98
1967	Lou Michaels	0	46-48	20-37	106
1968	Lou Michaels	0	48-50	18-28	102
1969	Tom Matte	13			79
1970	Jim O'Brien	0	36-38	19-34	93
1971	Jim O'Brien	0	35-36	20-29	95
1972	Jim O'Brien	2	24-24	13-31	75
1973	George Hunt	0	22-24	16-28	70
1974	Toni Linhart	0	22-22	12-20	58

RUSHING

YEAR	PLAYER	ATT	YARDS	AVG	LONG	TD
1953	John Huzvar	119	515	4.3	36	4
1954	Buddy Young	70	311	4.4	57	2
1955	Alan Ameche	213	961	4.5	79	9
1956	Alan Ameche	178	858	4.8	43	8
1957	Alan Ameche	144	493	3.4	49	5
1958	Alan Ameche	171	791	4.6	22	8
1959	Alan Ameche	178	679	3.8	26	7
1960	Lenny Moore	91	374	4.1	57	4
1961	Joe Perry	168	675	4.0	27	3
1962	Lenny Moore	106	470	4.4	25	2
1963	Tom Matte	133	541	4.1	31	4
1964	Lenny Moore	157	584	3.7	32	16
1965	Jerry Hill	147	516	3.5	20	5
1966	Tony Lorick	143	524	3.7	41	3
1967	Tom Matte	147	636	4.3	30	9
1968	Tom Matte	183	662	3.6	23	9
1969	Tom Matte	235	909	3.9	26	11
1970	Norm Bulaich	139	426	3.0	15	3
1971	Norm Bulaich	152	741	4.9	67	8
1972	Don McCauley	178	675	3.8	36	2
1973	Lydell Mitchell	253	963	3.8	36	2
1974	Lydell Mitchell	214	757	3.5	31	5

PASSING

YEAR	PLAYER	ATT	COMP	PCT	YARDS	TD	INT
1953	Fred Enke	169	71	42.0	1054	8	15
1954	Gary Kerkorian	217	117	53.9	1515	9	12
1955	George Shaw	237	119	50.2	1586	10	19
1956	John Unitas	198	110	55.6	1498	9	10
1957	John Unitas	301	172	57.1	2550	24	17
1958	John Unitas	263	136	51.7	2007	19	7
1959	John Unitas	367	193	52.6	2899	32	14
1960	John Unitas	378	190	50.3	3099	25	24
1961	John Unitas	420	229	54.5	2990	16	24
1962	John Unitas	389	222	57.1	2967	23	23
1963	John Unitas	410	237	57.8	3481	20	12
1964	John Unitas	305	158	51.8	2824	19	6
1965	John Unitas	282	164	58.2	2530	23	12
1966	John Unitas	348	195	56.0	2748	22	24
1967	John Unitas	436	255	58.5	3428	20	16
1968	Earl Morrall	317	182	57.4	2909	26	17
1969	John Unitas	327	178	54.4	2342	12	20
1970	John Unitas	321	166	51.7	2213	14	18
1971	John Unitas	176	92	52.3	942	3	9
1972	Marty Domres	222	115	51.8	1392	11	6
1973	Marty Domres	191	93	48.7	1153	9	13
1974	Bert Jones	270	143	53.0	1610	8	12

PASS RECEIVING

YEAR	PLAYER	NO.	YDS.	AVG.	LONG	TD
1953	Dan Edwards	35	312	8.9	32	3
1954	Dan Edwards	40	531	13.3	42	1
1955	Jim Mutscheller	33	518	15.7	48	7
1956	Jim Mutscheller	44	715	16.3	53	6
1957	Raymond Berry	47	800	17.0	67	6
1958	Raymond Berry	56	794	14.2	54	9
1959	Raymond Berry	66	959	14.5	55	14
1960	Raymond Berry	74	1298	17.5	70	10
1961	Raymond Berry	75	837	11.6	44	0
1962	Jimmy Orr	55	974	17.7	80	11
1963	Tom Matte	48	466	9.7	49	1
1964	Raymond Berry	43	663	15.4	46	6
1965	Raymond Berry	58	739	12.7	40	7
1966	Raymond Berry	56	786	14.0	40	7
1967	Willie Richardson	63	860	13.7	31	8
1968	John Mackey	45	644	14.3	45	5
1969	Willie Richardson	43	646	15.0	39	3
1970	Eddie Hinton	47	733	15.3	40	5
1971	Tom Mitchell	33	402	12.2	35	0
1972	Tom Mitchell	40	494	12.3	34	4
1973	Glenn Doughty	26	584	22.5	66	4
1974	Lydell Mitchell	72	544	7.6	24	2

KICKOFF RETURNS

YEAR	PLAYER	NO.	AVG.	TD
1953	Larry Coutre	12	26.5	0
1954	Buddy Young	13	23.7	0
1955	Bob White	14	28.6	0
1956	Billy Vessels	16	23.7	0
1957	Jack Call	14	23.5	0
1958	Lenny Lyles	11	36.2	2
1959	Johnny Sample	17	26.9	0
1960	Johnny Sample	18	28.8	1
1961	Lenny Lyles	28	24.0	0
1962	Bake Turner	20	25.2	0
1963	Tom Matte	16	20.7	0
1964	Tony Lorick	13	29.6	0
1965	Alvin Haymond	20	30.7	0
1966	Lenny Moore	18	25.2	0
1967	Lenny Moore	16	24.4	0
1968	Preston Pearson	15	30.4	2
1969	Jim Duncan	19	29.5	1
1970	Jim Duncan	20	35.4	1
1971	Charlie Pittman	14	23.6	0
1972	Bruce Laird	29	29.1	0
1973	Cotton Speyrer	17	29.1	1
1974	Bruce Laird	19	26.3	0

PUNT RETURNS

PLAYER	NO.	AVG.	TD
George Taliatferro	10	3.1	0
Buddy Young	14	4.3	0
Bert Rechichar	30	4.0	0
Carl Taseff	27	8.6	2
Bert Rechichar	22	3.2	0
Carl Taseff	29	6.8	0
Carl Taseff	15	6.9	0
Johnny Sample	14	7.2	0
Bob Boyd	18	9.6	0
Bake Turner	9	10.4	0
Jerry Logan	28	10.0	0
Wendell Harris	17	12.6	0
Alvin Haymond	41	9.8	0
Alvin Haymond	40	8.7	0
Alvin Haymond	26	6.0	0
Rick Volk	25	7.9	0
Rick Volk	10	5.8	0
Ron Gardin	28	11.8	1
Rick Volk	22	5.4	1
Bruce Laird	34	8.9	0
Bruce Laird	15	4.8	0
Tim Berra	16	7.1	0

INTERCEPTIONS

Player	No.	Yds.	TD
Tom Keane	11	118	0
Don Shula	5	84	0
Tom Keane	5	22	0
Bert Rechichar	6	109	0
Bert Rechichar	4	63	0
Milt Davis	10	219	2
Andy Nelson	8	199	1
Ray Brown	8	149	0
Milt Davis	7	119	1
Don Shinnick	7	70	0
Bob Boyd	7	132	0
Gary Glick	4	18	0
Bob Boyd	7	163	0
Jim Welch	4	49	0
Bob Boyd	9	185	0
Bob Boyd	9	78	1
Bob Boyd	6	114	1
Bob Boyd	6	145	1
Rick Volk	6	145	1
Bob Boyd	8	160	1
Rick Volk	4	36	0
Jerry Logan	6	92	2
Charlie Stukes	8	95	0
Charlie Stukes	5	23	0
Stan White	4	40	1
Mike Curtis	3	24	0

PUNTING

Year	Player	No.	Avg.	Long	Blk.
1953	George Taliatferro	65	37.5	61	0
1954	Cotton Davidson	72	37.2	55	1
1955	Monte Brethauer	55	39.3	56	0
1956	Bert Rechichar	33	38.7	56	0
1957	Cotton Davidson	47	35.4	56	0
1958	Ray Brown	41	39.9	60	0
1959	Dave Sherer	51	41.8	60	0
1960	Ray Brown	52	38.5	55	0
1961	Tom Gilburg	42	43.0	61	0
1962	Tom Gilburg	57	41.8	62	0
1963	Tom Gilburg	52	41.8	64	0
1964	Joe Don Looney	32	42.4	64	0
1965	Tom Gilburg	54	39.6	66	0
1966	David Lee	49	45.6	64	0
1967	David Lee	49	42.4	68	0
1968	David Lee	49	39.4	59	1
1969	David Lee	57	45.3	66	0
1970	David Lee	63	44.7	62	1
1971	David Lee	62	41.0	76	0
1972	David Lee	57	42.1	60	1
1973	David Lee	62	38.7	60	2
1974	David Lee	71	37.1	58	1

THE COLTS' ALL-TIME ROSTER (1947-1974)

Coaches

Arnsperger, Bill—Miami (O.)	1964-69	McCulley, Pete—Louisiana Tech	1973-74
Ball, Herman—Davis-Elkins	1956-62	Michalske, Mike—Penn State	1949
Bielski, Dick—Maryland	1964-72	Miller, Red—Western Illinois	1971-72
Boyd, Bob—Oklahoma	1969-72	Millner, Wayne—Notre Dame	1950
Bridgers, John—Auburn	1957-58	Molesworth, Keith—Monmouth	1953
Bullough, Hank—Michigan State	1970-72	Murphy, Russ—Davidson	1954
Callahan, Ray—Kentucky	1973	Mutscheller, Jim—Notre Dame	1963
Campofreda, Nick—W. Md.	1947	Noll, Chuck—Dayton	1966-67
Conkright, Bill—Oklahoma	1949	O'Rourke, Chas.—Boston College	1949
Crow, Clem—Notre Dame	1950	Pellington, Bill—Rutgers	1963
Cumiskey, Frank—Ohio State	1954-56	Pirro, Rocco—Catholic U.	1950
Defilippo, Lou—Fordham	1948	Richards, Ray—Nebraska	1953
Doll, Don—USC	1974	Rymkus, Lou—Notre Dame	1970
Douglas, Otis—Wm. & Mary	1953	Sandusky, John—Villanova	1959-72
Driskill, Walter—Colorado	1949	Schnellenberger, Howard—	
Edmonds, Don—Indiana	1947	Kentucky	1973-74
Ewbank, Weeb—Miami (O.)	1954-62	Sefcik, George—Notre Dame	1973
Franklin, Bobby—Mississippi	1973	Shaw, Bob—Ohio State	1957-58
Hewlett, Andy—Davidson	1947	Shula, Don—John Carroll	1963-69
Hughes, Tom—Purdue	1955	Stidham, Tom—Haskell	1947-48
Hunt, Joel—Texas A&M	1947	Taylor, John—Ohio State	1947
Idzik, John—Maryland	1970-72	Thomas, Joe—Ohio Northern	1954
Isbell, Cecil—Purdue	1947-49	Voris, Dick—San Jose State	1973
Lauterbur, Frank—Mt. Union	1955-56, 74	Wasylik, Nick—Ohio State	1953
Marchetti, Gino—USF	1963	Winner, Charlie—Wash. U.	1954-65
McCafferty, Don—Ohio State	1950-72	Young, George—Bucknell	1970, 73

Players

Agase, Alex (G) Illinois	1953	Cheatham, Ernie (T) Loyola LA	1954
Akins, Frank (B) Wash. St.	1947	Cherry, Stan (LB) Morgan State	1973
Allen, Gerald (B) Omaha	1966	Chester, Raymond (TE)	
Alley, Don (F) Adams St.	1967	Morgan State	1973-74
Ameche, Alan (B) Wisconsin	1955-60	Chrovich, Dick (T) Miami (O)	1955-56
Amman, Richard (DE) Florida State	1972-73	Clemens, Bob (B) Pitt.	1962
Andrews, John (TE) Indiana	1973-74	Cogdill, Gail (E) Wash. St.	1968
Artoo, Lee (T) Santa Clara & Calif.	1948	Cole, Terry (RB) Indiana	1968-69
Austin, Ocie (DB) Utah St.	1968-69	Coleman, Herb (C) Notre Dame	1948
Averno, Sisto (G) Muhlenberg	1950, 53-54	Collett, Elmer (G) SF State	1973-74
Bailey, Jim (DT) Kansas	1970-74	Collins, Albin (B) LSU	1950
Baldwin, Bob (B) Clemson	1966-67	Colo, Don (T) Brown	1950
Ball, Sam (T) Kentucky	1966-70	Colteryahn, Lloyd (E) Md.	1954-56
Barnes, Mike (DE) Miami (Fla.)	1973-74	Colvin, Jim (T) Houston	1960-63
Barwegen, Dick (G) Purdue	1948-49, 53-54	Conjar, Larry (B) Notre Dame	1969-70
Baumgartner, Bill (E) Minn.	1947	Cook, Fred (DE) So. Mississippi	1974
Bechotol, Hub (E) Texas	1947-49	Cooke, Ed (E) Maryland	1959
Benson, Warren (C) Minn.	1949	Cooper, Ken (C) Vanderbilt	1949-50
Berezney, Pete (T) Notre Dame	1948	Corley, Elbert (C) Miss. St.	1948
Berra, Tim (WR) Massachusetts	1974	Coutre, Larry (B) Notre Dame	1953
Berry, Raymond (E) SMU	1955-67	Cowan, Bob (C) Indiana	1949
Bertuca, Tony (LB) Chico State	1974	Craddock, Nate (RB) Parsons	1963
Beutler, Tom (LB) Toledo	1971	Crisler, Hal (E) San Jose St.	1950
Bielski, Dick (E) Maryland	1962-63	Cuozzo, Gary (QB) Va.	1963-66
Bieck, Jack (E) Pepperdine	1954	Cure, Armand (B) Rhode Is.	1947
Black, John (B) Miss. St.	1947	Curry, Bill (C) Georgia Tech	1967-72
Blanda, George (QB) Kentucky	1950	Curtis, Mike (LB) Duke	1965-74
Blandin, Ernie (T) Tulane	1948-50, 53	Curtis, Tom (DB) Mich.	1970-71
Bleick, Tom (B) Georgia	1956	Davidson, Cotton (QB) Baylor	1954, 57
Blount, Lamar (E) Miss. St.	1947	Davis, Lamar (E) Ga. Tech.	1947-49
Boyd, Bob (DB) Oklahoma	1960-68	Davis, Milt (DB) UCLA	1957-60
Braase, Ordell (DE) S. Dak.	1957-68	Davis, Norman (G) Grambling	1967
Brethauer, Monte (E) Oreg.	1953, 55	Davis, Ted (LB) Ga. Tech.	1964-66
Brown, Barry (E) Florida	1966-67	DeCarlo, Art (E) Georgia	1957-60
Brown, Ed (QB) USF	1965	DeBello, Jack (B) Miami (Fla.)	1953
Brown, Hardy (LB) Tulsa	1950	Dellerba, Spiro (B) Ohio St.	1948-49
Brown, Ray (DB) Mississippi	1958-60	Dickel, Dan (LB) Iowa	1974
Brown, Timmy (RB) Ball State	1968	Diehl, John (T) Virginia	1961-64
Bryan, Walter (B) Texas Tech	1955	Domres, Marty (QB) Columbia	1972-74
Burkett, Jack (LB) Auburn	1961-66	Donovan, Art (DT)	
Buksar, George (B) Purdue, USF	1950	Boston Coll.	1950, 53-61
Bulaich, Norm (RB) TCU	1970-72	Doughty, Glenn (WR) Michigan	1972-74
Burk, Adrian (QB) Baylor	1950	Drougas, Tom (T) Oregon	1972-73
Call, Jack (B) Colgate	1957-58	Dudish, (B) Georgia	1947
Campanella, Joe (T) Ohio St.	1953-57	Duncan, James (DB) Md. St.	1969-71
Campbell, John (LB) Minn.	1969	Dunlap, Len (DB) N. Tex. St.	1971
Campbell, Leon (B) Arkansas	1950	Dunn, Perry Lee (RB) Miss.	1969
Carr, Roger (WR) Louisiana Tech	1974	Dupre, L. G. (RB) Baylor	1955-59
Case, Ernie (B) UCLA	1947	Dutton, John (DE) Nebraska	1974
Castiglia, Jim (B) Georgetown	1947	Ecklund, Brad (C) Oregon	1953

Edmunds, Randy (LB) Ga. Tech.	1972
Edwards, Dan (E) Georgia	1953-54
Eggers, Doug (LB) S. Dakota St.	1954-57
Ehrmann, Joe (DT) Syracuse	1973-74
Embree, Mel (E) Pepperdine	1953
Enke, Fred (QB) Arizona	1953-54
Faunce, Everett (B) Minn.	1949
Feagin, Wiley (G) Houston	1961-62
Feamster, Tom (T) Fla. St.	1956
Felts, Bob (B) Fla. A&M	1965
Filchcock, Frank (B) Indiana	1950
Finnin, Tom (DT) Detroit	1953-56
Fletcher, Oliver (E) USC	1950
Flowers, Bernie (E) Purdue	1956
Flowers, Dick (B) Northwestern	1953
Fowler, Aubrey (B) Arkansas	1948
Franklin, Willie (WR) Oklahoma	1972
French, Barry (G) Purdue	1947-50
Galvin, John (B) Purdue	1947
Gambino, Lucien (B) Md.	1948-49
Ganas, Rusty (DT) S. Car.	1971
Gardin, Ron (DB) Arizona	1970
Garrett, Bill (G) Miss. St.	1948-49
Gaubatz, Dennis (LB) LSU	1965-69
Getchell, Gorham (E) Temple	1947
Gilburg, Tom (T) Syracuse	1961-65
Gillory, Byron (B) Texas	1949
Ginn, Hubert (RB) Florida A&M	1973
Glick, Gary (B) Colo. A&M	1961
Goode, Tom (C) Miss. St.	1970
Grain, Ed (G) Penn.	1947-48
Grant, Bob (LB) Wake Forest	1968-70
Graves, George (G) Marquette	1948
Gregory, Ken (E) Whittier	1961
Grimm, Dan (G) Colorado	1969
Grossman, Rex (B) Indiana	1948-50
Hall, Randy (CB) Idaho	1974
Handley, Dick (C) Fresno St.	1947
Harness, Jim (B) Miss. St.	1956
Harold, George (B) Allen	1966-67
Harris, Wendell (DB) LSU	1962-65
Harrison, Bob (B) Ohio U.	1961
Havriak, Sam (B) Bucknell	1969-73
Hawkins, Alex (B) South Carolina	1955-65, 67-68
Haymond, Alvin (DB) Southern U.	1964-67
Hekkers, George (T) Wisc.	1947
Hendricks, Ted (LB) Miami (Fla.)	1969-73
Hepburn, Lonnie (CB) Texas Southern	1971-72
Hermann, John (B) UCLA	1956
Herosian, Brian (S) Connecticut	1973
Hill, Jerry (RB) Wyoming	1961, 63-70
Hillenbrand, Bill (B) Ind.	1947-48
Hilton, Roy (DE) Jackson St.	1965-73
Hinton, Chuck (DT) N. Carolina Col.	1972
Hinton, Ed (WR) Oklahoma	1969-72
Hoaglin, Fred (C) Pitt.	1973
Horn, Dick (B) Stanford	1958
Hugasian, Harry (B) Stanford	1955
Hunt, George (K) Tennessee	1973
Huzvar, John (RB) Pitt.	1953-54
Jackson, Ken (G) Texas	1953-57
Jagade, Harry (B) Indiana	1949
James, Tommy (B) Ohio St.	1956
Jefferson, Roy (WR) Utah	1970
Jenkins, Jon (T) Dartmouth	1949-50
Jensen, Bob (E) Iowa St.	1950
Johnson, Cornelius (G) Va. Union	1968-72
Jones, Bert (QB) LSU	1973-74
Jones, Ralph (E) Alabama	1947
Joyce, Don (DE) Tulane	1954-60
Kaczmarek, Mike (LB) Southern Ill.	1973
Kalmanir, Tom (B) Nevada	1953
Kasap, Mike (T) Ill. & Purdue	1947
Keane, Tom (DB) W. Va.	1953-54
Kelley, Bob (B) Notre Dame	1949
Kerkorian, Garry (QB) Stanford	1954-56, 58
Kern, Rex (DB) Ohio State	1971-73
King, Ed (G) Boston College	1950
Kingery, Wayne (B) LSU	1949
Kirchiro, Bill (G) Maryland	1962
Kirouac, Lou (T) Boston Coll.	1964
Kissell, Vito (B) Holy Cross	1950
Klug, Al (T) Marquette	1947-48
Kodba, Joe (C) Purdue	1947
Koman, Bill (G) N. Carolina	1956
Konetsky, Floyd (E) Florida	1947
Kostelnik, Ron (T) Cincinnati	1969
Kovac, Ed (B) Cincinnati	1960
Krouse, Ray (DE) Maryland	1958
Ladrihan, Jim (T) Holy Cross-Dartmouth	1947
Laird, Bruce (DB) American International	1972-74
Langas, Bob (E) Wayne	1954
Lange, Bill (G) Dayton	1953
Larson, Lynn (T) Kansas St.	1971-72
Laskey, Bill (LB) Michigan	1971-72
Leberman, Bob (B) Syracuse	1954
Lee, David (P) Louisiana Tech	1966-74
Lee, Monte (C) Texas	1965
Leicht, Jake (B) Oregon	1948-49
Leonard, Bill (E) Notre Dame	1949
Lesane, Jimmy (B) Virginia	1954
Lewis, Harold (B) Houston	1959
Lewis, Joe (T) Compton	1961
Linhart, Toni (K) Austria Tech.	1974
Linne, Aubrey (E) TCU	1961
Lio, Augie (G) Georgetown	1947
Lipscomb, Gene (DT) Miller H.S.	1956-60
Livingston, Bob (B) Notre Dame	1950
Lockett, J.W. (B) Okla. Central	1963
Logan, Jerry (DB) W. Texas State	1963-72
Looney, Joe Don (RB) Oklahoma	1964
Lorick, Tony (RB) Ariz. St.	1964-67
Lyles, Lenny (DB) Louisville	1958, 61-69
Mackey, Dee (E) E. Tex. St.	1961-62
Mackey, John (TE) Syracuse	1963-72
MacLeod, Tom (LB) Minnesota	1974
Madar, Elmer (E) Michigan	1947
Maggioli, Achille (B) Notre Dame	1950
Maitland, Jack (RB) Williams	1970
Maples, Butch (C) Baylor	1963
Marchetti, Gino (DE) USF	1953-64, 66
Marino, Vic (G) Ohio St.	1947
Martin, Jim (K) Notre Dame	1963
Matte, Tom (RB) Ohio St.	1961-72
Matusak, Marv (LB) Tulsa	1959-61
Mauk, Carl (LB) So. Illinois	1969
Maves, Earl (B) Wisconsin	1948
Maxwell, Tom (B) Texas A&M	1969-70
May, Ray (LB) USC	1970-72
Mayne, Lew (B) Texas	1948
Mayo, Ron (TE) Morgan State	1974
Mazzanti, Gino (B) Arkansas	1950
McCauley, Don (RB) N. Car.	1971-74
McCormick, Len (C) Baylor	1948
McHan, Lamar (QB) Arkansas	1961-63
McMillan, Chuck (B) John Carroll	1954
McPhail, Buck (RB) Oklahoma	1953
Mellus, John (T) Villanova	1947-49
Memmelaar, Dale (G) Wyoming	1966-67
Mendenhall, Ken (C) Okla.	1971-74
Mertes, Bus (B) Iowa	1947-48
Meyer, Gil (E) Wake Forest	1947
Michaels, Lou (DE, K) Kentucky	1964-69
Mildren, Jack (S) Oklahoma	1972-73
Miller, Fred (DT) LSU	1963-72
Mioduszewski, Ed (B) Wm. & Mary	1953
Mitchell, Lydell (RB) Penn State	1972-74
Mitchell, Tom (TE) Bucknell	1968-73
Mobley, Ruby (B) Hardin-Simmons	1947
Mooney, Ed (LB) Texas Tech	1972-73
Moore, Henry (B) Arkansas	1957
Moore, Lenny (RB) Penn State	1956-67
Morrall, Earl (QB) Mich. St.	1968-71
Mosier, John (TE) Kansas	1972
Moss, Roland (RB, TE) Toledo	1969
Munsey, Nelson (CB) Wyoming	1972-74
Murray, Earl (G) Purdue	1950
Mutryn, Chet (B) Xavier	1950
Mutscheller, Jim (E) Notre Dame	1954-61
Myers, Bob (T) Ohio St.	1955
Myhra, Steve (LB, K) N. Dak.	1957-61
Neal, Dan (C) Kentucky	1973-74
Nelson, Andy (DB) Memphis St.	1957-63
Nelson, Bob (C) Baylor	1950
Nelson, Dennis (T) Illinois State	1970-74
Nemeth, Steve (B) Notre Dame	1947
Nettles, Doug (CB) Vanderbilt	1974
Newsome, Billy (DE) Grambling	1970-72
Nichols, Robbie (LB) Tulsa	1970-71
Nolander, Don (C) Minnesota	1947
North, John (E) Vanderbilt	1948-50

Nottingham, Don (RB)	
Kent State	1971-73
Nowaskey, Bob (DE) Wash.	1948-50
Nowatzke, Tom (RB) Ind.	1970-72
Nutter, Buzz (C) VPI	1954-60, 65
Nyers, Dick (B) Indiana Central	1956-57
O'Brien, Jim (K, WR) Cin.	1970-72
Oldham, Ray (S)	
Middle Tennessee State	1973-74
Olds, Bill (RB) Nebraska	1973-74
Orduna, Joe (RB) Nebraska	1974
Oristaglio, Bob (E) Penn.	1950
O'Rourke, Chas. (B)	
Boston Coll.	1948-49
Orr, Jimmy (E) Georgia	1961-70
Owens, Jim (E) Oklahoma	1950
Owens, Luke (T) Kent St.	1957
Owens, R.C. (E) Coll. of Idaho	1962
Page, Paul (B) SMU	1949
Parker, Jim (T, G) Ohio St.	1957-67
Patera, Jack (LB) Oregon	1955-57
Pearson, Preston (RB) Illinois	1967-68
Pellington, Bill (LB) Rutgers	1953-64
Pepper, Gene (G) Mississippi	1954
Perina, Bob (B) Princeton	1950
Perkins, Ray (WR) Alabama	1967-71
Perpich, George (T) Georgetown	1947
Perry, Joe (RB) Compton	1961-62
Peterson, Gerald (T) Tex.	1956
Petties, Neal (E) San Diego St.	1964-66
Pfohl, Bob (B) Purdue	1948-49
Phillips, Mike (C) W. Md.	1947
Pittman, Charlie (RB) Penn St.	1971
Plunkett, Sherm (T) Md. St.	1958-60
Poole, Barney (E) Army, Miss.	1953
Poole, Oliver (E) Mississippi	1948
Porter, Ron (LB) Idaho	1967-69
Pratt, Robert (G) N. Carolina	1974
Preas, George (T) VPI	1955-65
Prewitt, Felto (C) Tulsa	1949
Pricer, Billy (RB) Oklahoma	1957-60
Pyle, Palmer (G) Mich. St.	1960-63
Radosevich, George (C) Pitt.	1954-56
Raiff, Jim (G) Dayton	1954
Rechichar, Bert (DB, K) Tenn.	1953-59
Reese, Guy (T) SMU	1964-65
Renfro, Dean (B) N. Tex. St.	1955
Ressler, Glenn (G) Penn St.	1965-74
Rhodes, Danny (LB) Arkansas	1974
Rich, Herb (B) Vanderbilt	1950
Richardson, Jerry (E) Wofford	1959-60
Richardson, Willie (WR)	
Jackson St.	1963-69, 71
Riley, Butch (LB) Tex. A&I	1969
Robinson, Chas. (G) Morgan State	1954
Rudnick, Tim (DB) Notre Dame	1974
Ruthstrom, Ralph (B) SMU	1949
Salata, Paul (E) USC	1950
Sample, John (DB) Maryland St.	1958-60
Sandusky, Alex (G) Clarion	1954-66
Sanford, Leo (C) Louisiana Tech	1958
Saul, Bill (LB) Penn St.	1962-63
Schmiesing, Joe (DT-DE)	
New Mexico State	1973
Schweder, John (G) Penn.	1950
Schwenk, Bud (B) Wash. U.	1947
Scott, Freddie (WR) Amherst	1974
Sharkey, Ed (G) Duke, Nevada	1953
Shaw, George (QB) Oregon	1955-58
Sherer, Dave (E) SMU	1959
Shields, Burrell (B) John Carroll	1955
Shields, Lebron (G) Tenn.	1960
Shinners, John (G) Xavier	1972
Shinnick, Don (LB) UCLA	1956-58
Shlapak, Boris (K) Michigan St.	1972
Shula, Don (DB) John Carroll	1953-56
Sidorik, Alex (T) Miss. St.	1948-49
Sigurdson, Sig (E) Lutheran	1947
Simmons, Jack (G) Detroit	1948
Simonson, Dave (T) Minnesota	1974
Simpson, Jack (B) Florida	1958-60
Sinkwich, Frank (B) Georgia	1947
Smith, Billy Ray (T) Arkansas	1961-70
Smith, Bubba (DE) Mich. St.	1967-71
Smith, Joe (E) Texas Tech.	1948
Smith, Ollie (WR) Tennessee State	1973-74
Smith, Zeke (LB) Auburn	1960
Smolinski, Mark (B) Wyoming	1961-62
Sommers, Mike (RB)	
Geo. Washington	1959-61
Spaniel, Frank (B) Notre Dame	1950
Spavital, Jim (B) Okla. A&M	1950
Speyrer, Cotton (WR) Texas	1972-74
Spinney, Art (G)	
Boston Coll.	1950, 53-60
Spruill, Jim (T) Rice	1948-49
Stewart, Ralph (C)	
Missouri, Notre Dame	1948
Stone, Avatus (B) Syracuse	1958
Stone, Billy (B) Bradley	1949-50
Stonebreaker, Steve (LB)	
Detroit	1964-66
Strofolino, Mike (LB) Villanova	1965
Stukes, Charles (DB) Md. St.	1967-72
Stynchula, Andy (T) Penn St.	1966-67
Sullivan, Dan (G, T)	
Boston College	1962-72
Sylvester, John (B) Temple	1948
Szymanski, Dick (C, LB)	
Notre Dame	1955, 57-68
Taliaferro, George (B) Ind.	1953-54
Taseff, Carl (B) John Carroll	1953-61
Taylor, David (T) Catawba	1973-74
Terrell, Ray (B) Mississippi	1947
Thomas, Jesse (B) Mich. St.	1955-57
Thompson, Don (DE) Richmond	1962-63
Thurston, Fred (G) Valparaiso	1958
Tilman, Alonzo (C) Oklahoma	1949
Tittle, Y. A. (QB) LSU	1948-50
Toth, Zollie (RB) LSU	1953-54
Trebotich, Ivan (B) St. Mary's	1947
Troup, Bill (QB) S. Carolina	1974
Turner, Bake (E) Tex. Tech.	1962
Unitas, John (QB) Louisville	1956-72
Vacanti, Sam (B) Nebraska	1948-49
Van Duyn, Bob (G) Idaho	1974
Vardian, John (B) Ft. Pierce	1947-48
Vessels, Billy (RB) Oklahoma	1956
Vogel, Bob (T) Ohio St.	1963-72
Volk, Rick (DB) Michigan	1967-74
Ward, Jim (QB) Gettysburg	1967-69
Wedemeyer, Herman (B) St. Mary's	1949
Welch, Jim (B) SMU	1960-67
White, Bob (B) Stanford	1955
White, Stan (LB) Ohio State	1972-74
Williams, Joel (C) Texas	1950
Williams, John (G) Minn.	1969-71
Williams, Steve (DT) Western Car.	1974
Williams, Windell (E) Rice	1948
Wilson, Butch (E) Alabama	1963-67
Windauer, Bill (DT) Iowa	1973-74
Wingate, Elmer (E) Maryland	1953
Winkler, Jim (T) Tex. A&M	1953
Womble, Royce (RB)	
N. Texas State	1954-57
Wright, George (DT) Houston	1970-71
Wright, John (B) Maryland	1947
Yohn, Dave (C) Gettysburg	1962
Yokas, Frank (G)	
Great Lakes NTS	1947
Young, Buddy (B) Illinois	1953-55
Young, Dick (B) Chattanooga	1955-56
Zaleski, Ernie (B) Notre Dame	1950
Zorich, George (G) Northwestern	1947

NATIONAL FOOTBALL LEAGUE
410 Park Ave. New York, N.Y. 10022
(212) 758-1500

Commissioner	Pete Rozelle
Executive Director	Jim Kensil
Treasurer	Bill Ray
Director of Public Relations	Don Weiss
Assistant Director of Public Relations	Joe Browne
Broadcast Coordinator	Bob Cochran
Director of Security	Jack Danahy
Director of Personnel	Jan Van Duser
Supervisor of Officials	Art McNally
Player Relations	Bill Granholm & Buddy Young
AFC President	Lamar Hunt
Assistant to AFC President	Val Pinchbeck, Jr.
AFC Director of Information	Jack Hand
NFC President	George Halas
Assistant to NFC President	Ernie Accorsi
NFC Director of Information	Jim Heffernan



National Football League Stadium Seating Capacities

ATLANTA FALCONS—Atlanta Stadium	58,850
BALTIMORE COLTS—Memorial Stadium	60,000
BUFFALO BILLS—Rich Stadium	80,020
CHICAGO BEARS—Soldier Field	55,701
CINCINNATI BENGALS—Riverfront Stadium	56,200
CLEVELAND BROWNS—Cleveland Stadium	79,282
DALLAS COWBOYS—Texas Stadium	65,111
DENVER BRONCOS—Mile High Stadium	51,706
DETROIT LIONS—Pontiac Stadium	80,000
GREEN BAY PACKERS—Lambeau Field, Green Bay	56,267
County Stadium, Milwaukee	47,823
HOUSTON OILERS—Astrodome	50,000
KANSAS CITY CHIEFS—Arrowhead Stadium	78,032
LOS ANGELES RAMS—Memorial Coliseum	92,000
MIAMI DOLPHINS—Orange Bowl	80,047
MINNESOTA VIKINGS—Metropolitan Stadium	48,503
NEW ENGLAND PATRIOTS—Schaefer Stadium	61,279
NEW ORLEANS SAINTS—Superdome	80,000
NEW YORK GIANTS—Shea Stadium	60,000
NEW YORK JETS—Shea Stadium	60,000
OAKLAND RAIDERS—Oakland-Alameda County Coliseum	54,041
PHILADELPHIA EAGLES—Veterans Stadium	65,358
PITTSBURGH STEELERS—Three Rivers Stadium	50,350
SAN DIEGO CHARGERS—San Diego Stadium	52,568
SAN FRANCISCO 49ERS—Candlestick Park	61,214
ST. LOUIS CARDINALS—Busch Memorial Stadium	51,392
WASHINGTON REDSKINS—RFK Memorial Stadium	54,381

1975 NFL PRESEASON SCHEDULE (All Times local)

FIRST WEEKEND

DATE	GAME	SITE	LOCAL TIME
Aug. 1	Pittsburgh vs. College All Stars	Chicago	8:30 (ABC)
2	Cincinnati vs. Washington	Canton	4:00 (ABC)
8	Atlanta at Washington	Washington	8:00
9	Dallas at Los Angeles	Los Angeles	7:00
9	Baltimore at Denver	Denver	8:00
9	Chicago at San Diego	San Diego	8:00
9	Buffalo at Green Bay	Green Bay	8:00
9	Philadelphia at Pittsburgh	Pittsburgh	8:00
9	Houston at New Orleans	New Orleans	8:00
9	Cincinnati at Miami	Miami	8:00
9	St. Louis at Kansas City	Kansas City	8:00
9	Minnesota vs. N.Y. Jets	Phoenix	8:30
10	N.Y. Giants at New England	Foxboro	8:00
10	Cleveland at San Francisco	San Francisco	1:00
10	Detroit at Oakland	Berkeley	1:00

SECOND WEEKEND

Aug. 15	Cincinnati at Buffalo	Buffalo	7:30
16	Washington at Houston	Houston	8:00
16	Atlanta vs. Baltimore	Lincoln, Neb.	2:00
16	Chicago vs. Green Bay	Milwaukee	8:00
16	Detroit at Miami	Miami	8:00
16	Philadelphia at Cleveland	Cleveland	8:00
16	N.Y. Giants at San Diego	San Diego	8:00
16	Denver at New Orleans	New Orleans	8:00
16	San Francisco at Los Angeles	Los Angeles	7:00
16	N.Y. Jets at St. Louis	St. Louis	7:00
17	Pittsburgh at Oakland	Berkeley	12:30 (CBS)
17	Minnesota at New England	Foxboro	8:00
18	Dallas at Kansas City	Kansas City	8:00

THIRD WEEKEND

Aug. 21	San Francisco at San Diego	San Diego	8:00
22	New England at Philadelphia	Philadelphia	8:00
22	Cleveland at Washington	Washington	8:00
22	Pittsburgh at Baltimore	Baltimore	8:00
23	Los Angeles at Buffalo	Buffalo	9:00 (NBC)
23	Green Bay at Cincinnati	Cincinnati	8:00
23	Minnesota at Dallas	Dallas	8:00
23	Miami at New Orleans	New Orleans	8:00
23	Kansas City at Detroit	Detroit	1:00
23	Chicago vs. St. Louis	Champaign, Ill.	1:30
23	Oakland at Atlanta	Atlanta	8:00
23	Houston at Denver	Denver	8:00
24	N.Y. Jets vs. N.Y. Giants	New Haven	2:00

FOURTH WEEKEND

Aug. 28	Cincinnati at Philadelphia	Philadelphia	8:00
29	Detroit at Washington	Washington	8:00
30	Pittsburgh vs. N.Y. Giants	Princeton	2:00
30	San Francisco at Oakland	Oakland	8:00
30	Baltimore at New Orleans	New Orleans	8:00
30	Los Angeles at Kansas City	Kansas City	8:00

	30 San Diego at St. Louis	St. Louis	7:00
	30 Denver at Chicago	Chicago	8:00
	30 N.Y. Jets at Atlanta	Atlanta	8:00
	30 New England vs. Green Bay	Milwaukee	8:00 (NBC)
	30 Dallas at Houston	Houston	8:00
Sept.	1 Miami at Minnesota	Minnesota	8:00 (ABC)
	1 Buffalo at Cleveland	Cleveland	2:00

FIFTH WEEKEND

Sept.	5 Oakland at Dallas	Dallas	8:00 (NBC)
	6 Atlanta at Buffalo	Tampa	8:00
	6 Chicago at Miami	Miami	8:00
	6 Cincinnati at Detroit	Detroit	1:00
	6 Green Bay at Kansas City	Kansas City	8:00
	6 St. Louis at Minnesota	Minnesota	6:00 (ABC)
	6 Philadelphia at Los Angeles	Los Angeles	7:00
	6 New Orleans at Pittsburgh	Pittsburgh	8:00
	7 San Diego at New England	Foxboro	8:00
	7 Denver at San Francisco	San Francisco	1:00
	7 N.Y. Giants at Cleveland	Seattle	1:00
	7 N.Y. Jets at Washington	Washington	9:00 (ABC)
	8 Baltimore at Houston	Houston	8:00

SIXTH WEEKEND

Sept.	11 Oakland at Los Angeles	Los Angeles	8:00
	12 Washington at Baltimore	Baltimore	8:00
	12 Kansas City at Buffalo	Buffalo	7:30
	13 Philadelphia at Atlanta	Atlanta	8:00
	13 Detroit at Cleveland	Cleveland	8:00
	13 San Francisco at Green Bay	Green Bay	8:00
	13 Minnesota at San Diego	San Diego	8:00
	13 Pittsburgh at Dallas	Dallas	8:00
	13 N.Y. Giants at Miami	Miami	8:00
	13 New Orleans at Cincinnati	Cincinnati	8:00
	13 Houston at Chicago	Chicago	8:00
	14 N.Y. Jets vs. New England	New Haven	1:00 (CBS)
	14 St. Louis at Denver	Denver	2:00 (CBS)

CHICAGO ALL-STAR GAME RESULTS

1934—Chicago Bears 0, All-Stars 0	1954—Detroit 31, All-Stars 6
1935—Chicago Bears 5, All-Stars 0	1955—All-Stars 30, Cleveland 27
1936—Detroit 7, All-Stars 7	1956—Cleveland 26, All-Stars 0
1937—All-Stars 6, Green Bay 0	1957—N.Y. Giants 22, All-Stars 12
1938—All-Stars 28, Washington 16	1958—All-Stars 35, Detroit 19
1939—N.Y. Giants 9, All-Stars 0	1959—Baltimore 29, All-Stars 0
1940—Green Bay 45, All-Stars 28	1960—Baltimore 32, All-Stars 7
1941—Chicago Bears 37, All-Stars 13	1961—Philadelphia 28, All-Stars 14
1942—Chicago Bears 21, All-Stars 0	1962—Green Bay 42, All-Stars 20
1943—All-Stars 27, Washington 7	1963—All-Stars 20, Green Bay 17
1944—Chicago Bears 24, All-Stars 21	1964—Chicago Bears 28, All-Stars 17
1945—Green Bay 19, All-Stars 7	1965—Cleveland 24, All-Stars 16
1946—All-Stars 16, Los Angeles 0	1966—Green Bay 38, All-Stars 0
1947—All-Stars 16, Chicago Bears 0	1967—Green Bay 27, All-Stars 0
1948—Chicago Cards 28, All-Stars 0	1968—Green Bay 34, All-Stars 17
1949—Philadelphia 38, All-Stars 0	1969—New York Jets 26, All-Stars 24
1950—All-Stars 17, Philadelphia 7	1970—Kansas City 24, All-Stars 3
1951—Cleveland 33, All-Stars 0	1971—Baltimore 24, All-Stars 17
1952—Los Angeles 10, All-Stars 7	1972—Dallas 20, All-Stars 7
1953—Detroit 24, All-Stars 10	1973—Miami 14, All-Stars 3
	1974—Game cancelled.

Pros lead series 29-9-2

**1975
NATIONAL FOOTBALL LEAGUE
SCHEDULE
(All times local)**

**SUNDAY, SEPTEMBER 21
(First Weekend)**

- 1. Atlanta at St. Louis 1:00
- 2. Baltimore at Chicago 1:00
- 3. Cleveland at Cincinnati 1:00
- 4. Detroit at Green Bay 1:00
- 5. Houston at New England 1:00
- 6. Kansas City at Denver 2:00
- 7. Los Angeles at Dallas 3:00
- 8. New Orleans at Washington 1:00
- 9. New York Giants at Philadelphia 1:00
- 10. New York Jets at Buffalo 1:00
- 11. Pittsburgh at San Diego 1:00
- 12. San Francisco at Minnesota 1:00

MONDAY, SEPTEMBER 22

- 13. Oakland at Miami 9:00

**SUNDAY, SEPTEMBER 28
(Second Weekend)**

- 14. Buffalo at Pittsburgh 4:00
- 15. Cincinnati at New Orleans 1:00
- 16. Detroit at Atlanta 1:00
- 17. Los Angeles at San Francisco 1:00
- 18. Miami at New England 1:00
- 19. Minnesota at Cleveland 1:00
- 20. New York Giants at Washington 1:00
- 21. New York Jets at Kansas City 1:00
- 22. Oakland at Baltimore 2:00
- 23. Philadelphia at Chicago 1:00
- 24. St. Louis at Dallas 1:00
- 25. San Diego at Houston 1:00

MONDAY, SEPTEMBER 29

- 26. Green Bay at Denver 7:00

**SUNDAY, OCTOBER 5
(Third Weekend)**

- 27. Baltimore at Los Angeles 1:00
- 28. Chicago at Minnesota 1:00
- 29. Cincinnati at Houston 1:00
- 30. Denver at Buffalo 1:00
- 31. Miami at Green Bay 1:00
- 32. New Orleans at Atlanta 1:00
- 33. New England at New York Jets 1:00
- 34. New York Giants at St. Louis 1:00
- 35. Oakland at San Diego 1:00
- 36. Pittsburgh at Cleveland 1:00
- 37. San Francisco at Kansas City 1:00
- 38. Washington at Philadelphia 4:00

MONDAY, OCTOBER 6

- 39. Dallas at Detroit 9:00

**SUNDAY, OCTOBER 12
(Fourth Weekend)**

- 40. Atlanta at San Francisco 1:00
- 41. Buffalo at Baltimore 2:00
- 42. Chicago at Detroit 1:00
- 43. Dallas at New York Jets 1:00
- 44. Denver at Pittsburgh 1:00
- 45. Green Bay at New Orleans 1:00
- 46. Houston at Cleveland 1:00
- 47. Kansas City at Oakland 1:00
- 48. Los Angeles at San Diego 1:00
- 49. New England at Cincinnati 1:00
- 50. New York Jets at Minnesota 1:00
- 51. Philadelphia at Miami 4:00

MONDAY, OCTOBER 13

- 52. St. Louis at Washington 9:00

**SUNDAY, OCTOBER 19
(Fifth Weekend)**

- 53. Atlanta at Los Angeles 1:00
- 54. Baltimore at New England 1:00
- 55. Chicago at Pittsburgh 1:00
- 56. Cleveland at Denver 2:00
- 57. Detroit at Minnesota 3:00
- 58. Green Bay at Dallas 1:00
- 59. Kansas City at San Diego 1:00
- 60. Miami at New York Jets 1:00
- 61. New Orleans at San Francisco 1:00
- 62. Oakland at Cincinnati 4:00
- 63. Philadelphia at St. Louis 1:00
- 64. Washington at Houston 1:00

MONDAY, OCTOBER 20

- 65. New York Giants at Buffalo 9:00

**SATURDAY, OCTOBER 25
(Sixth Weekend)**

- 66. St. Louis at New York Giants 1:00

SUNDAY, OCTOBER 26

- 67. Baltimore at New York Jets 1:00
- 68. Cincinnati at Atlanta 1:00
- 69. Dallas at Philadelphia 1:00
- 70. Denver at Kansas City 1:00
- 71. Detroit at Houston 1:00
- 72. Miami at Buffalo 4:00
- 73. New Orleans at Los Angeles 1:00
- 74. Pittsburgh at Green Bay 1:00
- 75. San Diego at Oakland 1:00
- 76. San Francisco at New England 1:00
- 77. Washington at Cleveland 1:00

MONDAY, OCTOBER 27

- 78. Minnesota at Chicago 8:00

**SATURDAY, NOVEMBER 1
(Seventh Weekend)**

- 79. San Diego at New York Giants 1:00

SUNDAY, NOVEMBER 2

- 80. Atlanta at New Orleans 1:00
- 81. Buffalo at New York Jets 1:00
- 82. Cleveland at Baltimore 2:00
- 83. Dallas at Washington 4:00
- 84. Detroit at San Francisco 1:00
- 85. Houston at Kansas City 1:00
- 86. Miami at Chicago 1:00
- 87. Minnesota at Green Bay 1:00
- 88. New England at St. Louis 1:00
- 89. Oakland at Denver 2:00
- 90. Pittsburgh at Cincinnati 1:00

MONDAY, NOVEMBER 3

- 91. Los Angeles at Philadelphia 9:00

**SUNDAY, NOVEMBER 9
(Eighth Weekend)**

- 92. Atlanta at Minnesota 1:00
- 93. Baltimore at Buffalo 1:00
- 94. Cincinnati at Denver 2:00
- 95. Cleveland at Detroit 1:00
- 96. Green Bay at Chicago 1:00
- 97. Houston at Pittsburgh 1:00
- 98. New England at San Diego 1:00
- 99. New Orleans at Oakland 1:00
- 100. New York Jets at Miami 4:00
- 101. St. Louis at Philadelphia 1:00
- 102. San Francisco at Los Angeles 1:00
- 103. Washington at New York Giants 1:00

MONDAY, NOVEMBER 10

104. Kansas City at Dallas 8:00

**SUNDAY, NOVEMBER 16
(Ninth Weekend)**

105. Chicago at San Francisco 1:00
 106. Cleveland at Oakland 1:00
 107. Dallas at New England 1:00
 108. Denver at San Diego 1:00
 109. Green Bay at Detroit 1:00
 110. Kansas City at Pittsburgh 1:00
 111. Los Angeles at Atlanta 1:00
 112. Miami at Houston 1:00
 113. Minnesota at New Orleans 1:00
 114. New York Jets at Baltimore 2:00
 115. Philadelphia at New York Giants 1:00
 116. Washington at St. Louis 3:00

MONDAY, NOVEMBER 17

117. Buffalo at Cincinnati 9:00

**SUNDAY, NOVEMBER 23
(Tenth Weekend)**

118. Baltimore at Miami 1:00
 119. Chicago at Los Angeles 1:00
 120. Cincinnati at Cleveland 1:00
 121. Denver at Atlanta 1:00
 122. Detroit at Kansas City 1:00
 123. New England at Buffalo 1:00
 124. New York Giants at Green Bay 1:00
 125. Oakland at Washington 4:00
 126. Philadelphia at Dallas 1:00
 127. St. Louis at New York Jets 1:00
 128. San Diego at Minnesota 1:00
 129. San Francisco at New Orleans 1:00

MONDAY, NOVEMBER 24

130. Pittsburgh at Houston 8:00

**THURSDAY, NOVEMBER 27
(Eleventh Weekend)
(Thanksgiving Day)**

131. Los Angeles at Detroit 12:30
 132. Buffalo at St. Louis 2:30

SUNDAY, NOVEMBER 30

133. Atlanta at Oakland 1:00
 134. Chicago at Green Bay 1:00
 135. Houston at Cincinnati 1:00
 136. Kansas City at Baltimore 2:00
 137. Minnesota at Washington 4:00
 138. New Orleans at Cleveland 1:00
 139. New York Giants at Dallas 1:00
 140. Pittsburgh at New York Jets 1:00
 141. San Diego at Denver 2:00
 142. San Francisco at Philadelphia 1:00

MONDAY, DECEMBER 1

143. New England at Miami 9:00

SUNDAY, DECEMBER 7**(Twelfth Weekend)**

144. Baltimore at New York Giants 1:00
 145. Buffalo at Miami 4:00
 146. Cincinnati at Philadelphia 1:00
 147. Cleveland at Pittsburgh 1:00
 148. Dallas at St. Louis 1:00
 149. Detroit at Chicago 1:00
 150. Green Bay at Minnesota 1:00
 151. Houston at San Francisco 1:00
 152. Los Angeles at New Orleans 1:00
 153. New York Jets at New England 1:00
 154. San Diego at Kansas City 1:00
 155. Washington at Atlanta 1:00

MONDAY, DECEMBER 8

156. Denver at Oakland 6:00

SATURDAY, DECEMBER 13**(Thirteenth Weekend)**

157. Cincinnati at Pittsburgh 12:30
 158. Washington at Dallas 2:30

SUNDAY, DECEMBER 14

159. Buffalo at New England 1:00
 160. Green Bay at Los Angeles 1:00
 161. Houston at Oakland 1:00
 162. Kansas City at Cleveland 1:00
 163. Miami at Baltimore 2:00
 164. Minnesota at Detroit 4:00
 165. New Orleans at New York Giants 1:00
 166. Philadelphia at Denver 2:00
 167. St. Louis at Chicago 1:00
 168. San Francisco at Atlanta 1:00

MONDAY, DECEMBER 15

169. New York Jets at San Diego 6:00

SATURDAY, DECEMBER 20**(Fourteenth Weekend)**

170. Minnesota at Buffalo 12:30
 171. Denver at Miami 3:30
 172. Pittsburgh at Los Angeles 6:00

SUNDAY, DECEMBER 21

173. Atlanta at Green Bay 1:00
 174. Chicago at New Orleans 1:00
 175. Cleveland at Houston 1:00
 176. Dallas at New York Jets 1:00
 177. New England at Baltimore 2:00
 178. New York Giants at San Francisco 1:00
 179. Oakland at Kansas City 3:00
 180. Philadelphia at Washington 1:00
 181. St. Louis at Detroit 1:00
 182. San Diego at Cincinnati 1:00

POST-SEASON GAMES

December 27—AFC and NFC Divisional Playoffs
 December 28—AFC and NFC Divisional Playoffs
 January 4—AFC and NFC Championship Games
 January 18—Super Bowl X at Miami
 January 26—AFC-NFC Pro Bowl at New Orleans

**TEN LARGEST CROWDS
TO SEE THE COLTS PLAY**

Date	Attend	Site	Results
12-6-58	100,202	Los Angeles	Rams 30, Colts 28
8-22-71 (PS)	91,745	Ann Arbor	Lions 23, Colts 20
10-19-69	80,636	New Orleans	Colts 30, Saints 10
12-27-68	80,628	Cleveland	Colts 34, Browns 0
10-14-62	80,132	Cleveland	Colts 36, Browns 14
1-17-71	80,055	Miami-Super Bowl V	Colts 16, Cowboys 13
11-11-73	80,047	Miami	Dolphins 44, Colts 0
10-14-73	80,020	Buffalo	Bills 31, Colts 13
12-16-72	80,010	Miami	Dolphins 16, Colts 0
12-27-64	79,544	Cleveland	Browns 27, Colts 0



BALTIMORE MEMORIAL STADIUM

Baltimore Memorial Stadium which seats 60,000 following the baseball season, was completed in 1954. The largest capacity the current stadium ever reached was 60,240 in 1970 but reconstruction to add comfort to some of the seating areas has reduced the figure to 60,000.

Construction of Memorial Stadium began in 1949, the final season of the Baltimore Colts participation in the All-America Conference, on the same site as the original Baltimore Stadium. Construction of the stadium continued through that season and the 1950 National Football League season without the Colts missing a home game.

The 1950 Colt franchise was discontinued as was stadium construction. Work on the stadium resumed in 1952 and when the Colts returned to the NFL in 1953 the season was again played with stadium construction continuing. The stadium in its present form was completed prior to the 1954 season with a capacity of 52,000. Additional seating the past 12 years has expanded the facility to its present capacity.

The original Baltimore Stadium was built with wood on mounds of dirt in 1922. It was completed in 1924 with a capacity of 80,000 and officially dedicated on Nov. 29, 1924 when a throng of 80,150 watched the Army-Navy game.

The capacity of the original stadium was eventually reduced to 66,000.

ATTENDANCE RECORDS

The Colts had 51 straight home sellouts, beginning on Sept. 27, 1964 against the Chicago Bears and ending Dec. 26, 1970 in post-season playoff with Cincinnati.

Largest Home Crowd—60,240 in 1970 (six times)
(Capacity changed after 1970 season)

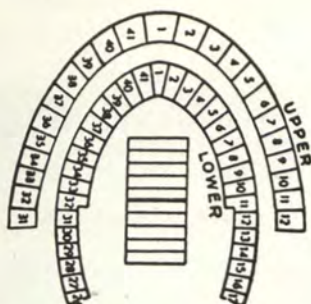
Smallest Home Crowd—19,893 on Nov. 28, 1954 against San Francisco (won 17-13)

Largest Road Crowd—100,202 on Dec. 6, 1958 in Los Angeles (lost 28-30)

Smallest Road Crowd—14,813 on Nov. 15, 1953 against Philadelphia Eagles in Shibe Park (lost 14-45)

Largest Regular Season Total Attendance—841,497 in 1973
(Average—60,107)

TICKET INFORMATION



Memorial Stadium by Sections

Escalators: West side, section 12; east side section 31.

TICKET OFFICE INFORMATION

The Colts ticket office is located at entrance E-1 of Memorial Stadium.
Address: Baltimore Colts Ticket Office, Memorial Stadium, Baltimore, Maryland 21218.

Telephone: 301-243-3611

TICKET OFFICE HOURS

Monday through Friday from 9 a.m. to 5 p.m. and Saturdays before home games from 9 a.m. to 1 p.m. The ticket office opens at noon on game days.

SEASON TICKETS

Prices (which include 10% admissions tax): \$69.30, \$79.20 and \$108.90

SINGLE GAME TICKETS

Single game tickets will go on sale Aug. 4 at Memorial Stadium. Prices (which include 10% admissions tax): \$4.40, \$5.50, \$7.70, \$8.80 and \$12.10.

DRIVING TO THE STADIUM

Memorial Stadium is easily accessible from U.S. Highways No. 1, No. 40, No. 301 and Interstate 695. It is located at 33rd Street, between Ellerslie Ave. and Ednor Road. Parking space is available on lots adjoining and adjacent to the Stadium.

BUS SERVICE

The No. 22 (Cross Town), No. 3 (Northwood) and the No. 36 (Ednor Gardens) bus lines pass near the Stadium. All other city busses transfer directly or indirectly to the above lines.

MEDIA INFORMATION

Requests for press box and photographer credentials, pictures, statistical material, or special features should be directed to:

BARRY W. JONES
Publicity Director

BALTIMORE COLTS
Executive Plaza III
Hunt Valley, Maryland 21031

Telephone: 301-667-4400

When making requests for working credentials, please allow ample time for mailing. Late requests will be left at the WILL CALL window to the right of the main entrance to Memorial Stadium.

All working media should enter the stadium through gate E-2. Working press and photographer credentials are good for admittance to the press elevator and the dressing rooms.

Western Union will be available for all games as will Sportscom. Those providing their own telecopiers should order their own telephones through the C & P Telephone Company.

Credential numbers do not apply to seat numbers. Every seat is labeled by publication or station.

NFL PUBLIC RELATIONS DIRECTORS & Office Phone Numbers

AFC

Buffalo—L. Budd Thalman	(716) 648-1800
Cincinnati—Al Heim	(513) 621-3550
Cleveland—Nate Wallack	(216) 696-5555
Denver—Bob Peck	(303) 623-8778
Houston—Jim McLemore	(713) 748-2780
Kansas City—Bob Sprenger	(816) 924-9300
Miami—Charlie Callahan	(305) 379-1851
New England—Pat Horne	(617) 543-7911
New York Jets—Frank Ramos	(212) 421-6600
Oakland—Tom Grimes	(415) 562-5900
Pittsburgh—Ed Kiely & Joe Gordon	(412) 323-1200
San Diego—Jerry Wynn	(714) 280-2111

NFC

Atlanta—Wilt Browning	(404) 688-8684
Chicago—Ted Haracz	(312) 332-5400
Dallas—Curt Mosher	(214) 369-3211
Detroit—Elliott Trumbull	(313) 965-6644
Green Bay—Chuck Lane	(414) 494-2351
Los Angeles—Jack Geyer & Jerry Wilcox	(213) 277-4700
Minnesota—Merrill Swanson	(612) 920-4805
New Orleans—Larry Liddell	(504) 525-4011
New York Giants—Ed Croke	(212) 582-7272
Philadelphia—Jim Gallagher	(215) 463-2500
St. Louis—Joe Rhein	(314) 421-0777
San Francisco—George McFadden	(415) 771-1149
Washington—Mike Menchel	(703) 471-9100

FROM ONE BIG BLUE TEAM TO ANOTHER:

“LET’S GO, COLTS!”



DON WHITE
Car Center
Chrysler-Plymouth
123 North Point Blvd.
Baltimore



SANTO G. POLING
Govans
Chrysler-Plymouth, Inc.
5600 York Road
Baltimore



DOUG GRIFFITH
Doug Griffith
Chrysler-Plymouth, Inc.
9213 Harford Rd.
Baltimore



JOE HARRISON
Chrysler-Plymouth
West, Inc.
5530 Baltimore
National Pike
Catonsville



CRES TATE
Tate
Chrysler-Plymouth, Inc.
7 North Ritchie Highway
Glen Burnie



LEW PENN
Penn Brothers, Inc.
201 Reisterstown Rd.
Pikesville




STAN KAUFMAN
Capitol Motors, Inc.
240 West Street
Annapolis




DAN COREY
Timonium
Chrysler-Plymouth, Inc.
10300 York Road
Cockeysville

**WE WANT
WINNERS IN
OUR LINE-UP.
THAT'S WHY
CHRYSLER CORPORATION
CARS ARE THE
OFFICIAL CARS
OF THE COLTS**



CHRYSLER



Dodge



Dodge Trucks