



COLTS HEAD COACH TED MARCHIBRODA



**INDIANAPOLIS COLTS[®]
1992 MEDIA GUIDE**

**ALL AIRLINES
WERE BUILT TO FLY
YOU PLACES.
ONLY ONE AIRLINE
WAS BUILT TO
SAVE YOU MONEY.**

*In today's times, why would you fly
anyone but Southwest Airlines?*

**SOUTHWEST
AIRLINESSM**

Just Plane Smart.SM

1-800-I-FLY-SWA



**INDIANAPOLIS COLTS
1992 SEASON SCHEDULE**

Date	Opponent	Time
PRESEASON		
Saturday, August 8	NEW ENGLAND PATRIOTS	6:30 p.m.
Saturday, August 15	SEATTLE SEAHAWKS	7:30 p.m.
Saturday, August 22	at Cincinnati Bengals	6:30 p.m.
Friday, August 28	at Kansas City Chiefs	7:00 p.m.
REGULAR SEASON		
Sunday, September 6	CLEVELAND BROWNS	12:00 p.m.
Sunday, September 13	HOUSTON OILERS	3:00 p.m.
Sunday, September 20	at Buffalo Bills	7:00 p.m.
Sunday, September 27	OPEN	
Sunday, October 4	at Tampa Bay Buccaneers	12:00 p.m.
Sunday, October 11	NEW YORK JETS	3:00 p.m.
Sunday, October 18	SAN DIEGO CHARGERS	12:00 p.m.
Sunday, October 25	at Miami Dolphins	4:00 p.m.
Sunday, November 1	at San Diego Chargers	4:00 p.m.
Sunday, November 8	MIAMI DOLPHINS	1:00 p.m.
Sunday, November 15	NEW ENGLAND PATRIOTS	1:00 p.m.
Sunday, November 22	at Pittsburgh Steelers	1:00 p.m.
Sunday, November 29	BUFFALO BILLS	4:00 p.m.
Sunday, December 6	at New England Patriots	1:00 p.m.
Sunday, December 13	at New York Jets	1:00 p.m.
Sunday, December 20	PHOENIX CARDINALS	1:00 p.m.
Sunday, December 27	at Cincinnati Bengals	1:00 p.m.

HOME GAMES

All Times Local to Indianapolis

INDEX

Alumni 129-133	Records:
Biographies:	Attendance 140
Assistant Coaches 6-11	Seasonal 149-150
Bushofsky, Jack 12	Individual 140-144
Chernoff, Michael 4	Career 147-148
College Scouts 14	Team 144-147
Draft Choices 73-77	Results:
Irsay, Jim 4	NFL Standings 161-170
Irsay, Robert 3	Preseason 159-160
Marchibroda, Ted 5-6	Review of 1991:
Terpening, Bob 12	Game Summaries 84-98
Trainers 13	Statistics:
Veteran Players 17-75	Individual 100-102
Building the Colts 83 105-107
Championship Games/	Team 103-104
Teams 122-128	Roster insert
Colts Lasts 158	Schedule:
Draft History 135-140	Colts 1
Facility 99	NFL 174-176
Hall of Fame Colts 115-119	Series Records 171-173
History of the Colts 108-114	Top Single-Game Performances:
Honors:	Colts 150-157
All-Pro 120	Opponents 157
Pro Bowl 121	Travel Headquarters 15
League Contacts 82	Year-by-Year Leaders 153-157
Longest in Colts History 158	

The Colts' logo and the name Indianapolis Colts are trademarks of the Indianapolis Colts, Inc.



DIRECTORY

INDIANAPOLIS COLTS ADMINISTRATION

FRONT OFFICE

Robert Irsay President and Treasurer
 James Irsay Vice President and General Manager
 Michael G. Chernoff Vice President and General Counsel
 Bob Terpening Assistant General Manager
 Kurt Humphrey Controller
 Pete Ward Director of Operations
 Craig Kelley Director of Public Relations
 Larry Hall Ticket Manager
 Rod St. Clair Assistant Director of Public Relations
 Todd Stewart Assistant Director of Public Relations
 David Filar Purchasing Administrator
 Jon Scott Equipment Manager
 Mike Mays Assistant Equipment Manager
 Marty Heckscher Video Director
 John Starliper Assistant Video Director

COACHING STAFF

Ted Marchibroda Head Coach
 Ron Blackledge Offensive Assistant
 George Catavolos Secondary
 Alex Gibbs Offensive Line
 Gene Huey Running Backs
 Nick Nicolau Offensive Coordinator
 Dwain Painter Receivers
 Francis Peay Defensive Line
 Jay Robertson Defensive Assistant
 Brad Seely Special Teams/Tight Ends
 Rick Venturi Defensive Coordinator/Linebackers
 Tom Zupancic Strength and Conditioning

PERSONNEL

Jack Bushofsky Director of Player Personnel
 Mike Butler College Scout
 John Goeller College Scout
 Don Joyce College Scout
 Pat Mondock College Scout
 Clyde Powers College Scout
 Paul Roell College Scout
 William "Rip" Scherer College Scout

MEDICAL STAFF

Hunter Smith Head Trainer
 Dave Hammer Assistant Trainer
 K. Donald Shelbourne Team Physician and Orthopedic Surgeon
 Arthur C. Rettig Orthopedic Surgeon

OFFICE STAFF

Barbara Allison General Manager Secretary
 Cathy Catellier Head Coach Secretary
 Mary Clugston Bookkeeper
 Pam Humphrey Public Relations
 Sue Kelly Personnel Secretary
 George Kirkland Building and Grounds
 Amy Lindner Ticket Office
 Melisa Livingston Receptionist
 Traci Morgan Operations
 Norm Mueller Mail Clerk/Office Assistant
 Beverly Slater Bookkeeper
 Wade Smith Building and Grounds
 Skyler Webster Building and Grounds
 Kristen Willsey Ticket Office

INDIANAPOLIS COLTS

P.O. Box 535000
 Indianapolis, IN 46253
 (317) 297-2658—Switchboard
 (317) 297-7000—Ticket Office

The Colts 1992 Media Guide was compiled by the Indianapolis Colts' Public Relations Department and is meant to serve as an information source for the media and NFL fans. Printing by Sport Graphics. Cover photography by Don Larson.



INDIANAPOLIS COLTS OFFICERS

ROBERT IRSAY

President and Treasurer

"The greatest thrill I've had in football was on April 2, 1984, when I walked into the Hoosier Dome with Mayor (Bill) Hudnut in front of all those fans," says Robert Irsay of the 20,000 people who showed up to welcome the Colts to Indianapolis. "It is my intention," Irsay continues, "for the Colts to be a vital contributing member of the greater Indianapolis community."



Irsay became owner of the Colts on July 26, 1972, when he traded his recently-acquired Los Angeles Rams to Carroll Rosenbloom for the Colt franchise. Irsay had purchased the Rams from the estate of Dan Reeves.

Irsay was born on March 5, 1923, in Chicago's northern "Bucktown" section. He worked his way through the University of Illinois, where he earned a Bachelor of Science degree in mechanical engineering. (While attending Illinois, he was an Illini football teammate of former Colt Alex Agase.)

From 1941 to 1945, he served in the United States Marine Corps., after which he worked for a mechanical contracting company in Chicago.

In 1952 he formed the Robert Irsay Company of Skokie, Ill. After building the business into one of the largest and most respected heating, ventilating and air conditioning companies in the world, Irsay sold his company to a firm listed on the New York Stock Exchange in 1971. He remained associated with the firm until 1978 when he formed Colt Construction and Development Co., and its affiliate, Colt Developers, Co., which are diversified construction and development companies.

Irsay is an active supporter of many charitable organizations. Among these are: Big Brothers, Little Sisters of the Poor, the Noble Center, Christamore House, Black Expo, the Mental Health Association and Cystic Fibrosis Foundation in Indianapolis; Foundation for Children with Learning Disabilities, New York, New York; Stritch School of Medicine at Loyola University in Chicago; and the Troubled Children's Foundation Center in Hialeah, Fla. He makes further donations through the Colts as a member of NFL Properties which dedicates a major portion of its earnings to NFL Charities.

Irsay has two sons, Tom (38) and Jim (33), the club's general manager.



OFFICERS

JIM IRSAY

Vice President and General Manager

Dedication: The best description of Jim Irsay's commitment to bringing winning football to the City of Indianapolis. Irsay has been involved in all aspects of the day-to-day operation of the Colts since joining the club in January of 1982. Jim was added to the personnel department in 1983 and took over as general manager in early 1984, following the Colts move to Indianapolis. The 33-year old Irsay was instrumental in the return of Ted Marchibroda as the Colts' head coach.



Irsay has served on the National Football League's Pro-College Relations Committee. He currently serves on the Working Club Executive Committee through the league.

Irsay received his bachelor's degree in broadcast journalism from Southern Methodist University, where he played linebacker for a year and a half as a walk-on, before an ankle injury ended his career. Jim was born on June 13, 1959 in Lincolnwood, Ill. He attended Loyola Academy in Wilmette, Ill., where he played golf, boxed and became an avid weight-conditioner. He ran in the Grandma's Marathon in Duluth, Minn. in July of 1991.

Jim is an active member of the Indianapolis community and is involved with Big Brothers of Indianapolis. He is a corporate member of the Indiana Sports Corporation, and he serves on the Board of Directors of the Noble Center for Retarded Citizens in Indianapolis. Additionally, in 1990, Irsay wrote and helped produce the song, "Colors", a musical tribute to Ryan White. Jim and his wife, Meg, have three daughters, Carlie (11), Casey (9) and Kalen (5).

MICHAEL G. CHERNOFF

Vice President and General Counsel

Since March of 1975, Michael Chernoff has been vice president and general counsel for Robert Irsay's various business concerns including the Colt football team.

The Glencoe, Ill. native received his bachelor's degree from the University of Chicago in 1956 and then stayed on at Chicago to receive his Doctor of Law degree in 1959. Chernoff was in private practice until 1974 when he became vice president and general counsel to a Fortune 500 company, one year before joining Irsay. Chernoff's legal background includes extensive work in corporate law, securities, real estate and taxes. He has also played a key role in negotiating commercial, player and other contracts, including the contract which put the Colts in Indianapolis.



Chernoff, who resides in Chicago with his wife, Eunice, has three children, Susan, Steven and Robert.



TED MARCHIBRODA

Head Coach

Ted Marchibroda, the third-winningest field leader in club history, returned to the Colts organization on January 28, 1992 as head coach.

Marchibroda originally joined the Colts on February 15, 1975 in the same capacity and served through the 1979 season. His tenure included a 41-36 overall record and three consecutive AFC Eastern Division titles (1975, 10-4; 1976, 11-3; 1977, 10-4). Marchibroda's victory total ranks behind only Don Shula (73, 1963-69) and Weeb Ewbank (61, 1954-62) in club history, while 77 games mark the third-longest coaching stretch in terms of service to the team.



Marchibroda took the reigns of a Colts club that posted a 2-12 mark in 1974 and engineered the greatest seasonal turnaround in NFL history by producing a 10-4 record in 1975, the first time in league annals a club moved from last to first. His three divisional championships from 1975-77 represent the most titles won by a Colts head coach. Ewbank (1958, 1959) and Shula (1964, 1968) each won two NFL Western Conference titles. The Colts posted a nine-game winning streak in 1975, the second-longest in team history, and won 29 of 33 regular season outings from October 26, 1975 through November 20, 1977. His 1976 team won eleven of 14 games and topped the NFL in total offense (5,236 net yards), passing (215-361-59.6%-209.1 yds./game-9.05 avg./att., 24 TDs and nine ints.) and scoring (417, 29.8 points/game). In regular season play (42 games) during the divisional title streak, the Colts were held in single digits only twice and under 20 points just 13 times, while exceeding 30 points in 18 contests. The Colts reached the AFC Divisional Playoffs, losing twice to eventual Super Bowl Champion Pittsburgh and to Oakland in a double-overtime thriller, 37-31, in 1977. His Colts squads were 34-26 in conference play from 1975-79, 7-7 versus the NFC, while posting a 23-17 divisional record.

Marchibroda, 61, is a veteran of 30 NFL seasons. He spent the past five seasons with Buffalo, including the last three as offensive coordinator. His 'no-huddle' attack helped Buffalo establish consecutive 13-3 records in 1990 and 1991, along with AFC Championships and berths in Super Bowls XXV and XXVI. The Bills scored more than 400 points during each of the past three seasons, while their offense averaged 362.1 yards per game, 140.1 rushing yards, a 61.7% completion percentage and an 8.01 yards per attempt average over that span. The Bills sported a perfect rush-pass blend (1,516-1,516) in his years as coordinator.

Marchibroda launched his NFL career as backfield coach for Bill McPeak and the Washington Redskins in 1961. He joined the staff of George Allen with the Los Angeles Rams in 1965. He moved with Allen to the Redskins in 1971, where he served as offensive coordinator through the 1974 season. Marchibroda was a member of the staff that helped Washington reach Super Bowl VII in 1973. His duty with the Redskins included work with veterans Sonny Jurgensen and Billy Kilmer. Jurgensen was the NFC passing leader



COACHES

in 1974. Marchibroda served in 1981 as quarterbacks coach with Chicago, then moved to Detroit as offensive coordinator from 1982-83 and to Philadelphia in the same role from 1984-85. Marchibroda's first two seasons with Buffalo (1987-88) were as quarterbacks coach/passing game coordinator. Under Marchibroda's guidance, Roman Gabriel (Rams, 1969) and Bert Jones (1976) won NFL Most Valuable Player honors.

Marchibroda quarterbacked collegiately at St. Bonaventure in 1950 and 1951 before the football program was dropped. He finished at the University of Detroit in 1952, where he led the nation in total offense. He was the first draft pick of the Pittsburgh Steelers in 1953. Marchibroda played one year before serving in the Army. He returned to play 1955-56 with the Steelers. His top season was 1956, hitting 124 of 275 passes for 1,585 yards and 12 touchdowns. Marchibroda's playing career ended with the Chicago Cardinals in 1957.

Marchibroda was born March 15, 1931 in Franklin, Pa. He resides with his wife, Ann, in East Aurora, N.Y. They have two daughters, Jodi and Lonni, and two sons, Ted, Jr. and Robert.

RON BLACKLEDGE, Offensive Assistant

Ron Blackledge enters his first season as an offensive assistant with the Colts. Blackledge spent the last 10 seasons as offensive line coach with the Pittsburgh Steelers.

Blackledge, 54, entered the coaching ranks as an assistant coach at Canton (OH) South High School in 1960. He moved to Timken (1963-65) and Glenwood (1966-67) High Schools in Canton before assuming offensive line coaching duties at Ashland College in 1968. Blackledge served in the same capacity at the University of Cincinnati (1970-72), Kentucky (1973-75) and Princeton (1976) before taking the offensive coordinator position at Kent State in 1977. He was head coach at Kent State from 1979-81 before joining Chuck Noll's Pittsburgh staff in 1982.

Blackledge was a tight end and defensive end at Bowling Green from 1957-59 and is a member of the school's Hall of Fame. He has a bachelor's degree in physical education and a master's degree in guidance and physical education from Ohio University.

Blackledge was born April 15, 1938 in North Canton, Ohio. He is married to the former Linda Saccucci of Canton, Ohio. They have three children, Todd (32), Michelle (28) and Traci (21).



GEORGE CATAVOLOS, Secondary

George Catavolos enters his ninth season as secondary coach of the Colts. Catavolos joined Indianapolis in May of 1984, his first professional position after a successful collegiate career.

Catavolos, 47, spent two seasons (1982-83) as secondary coach under Johnny Majors at Tennessee prior to coming to the Colts. He served in the same role at Kentucky (1977-81) and was part of the staff that guided the Wildcats to a 10-1 record in 1977.

Catavolos initiated his career as a graduate assistant at Purdue in 1967, under Jack Mollenkopf. He worked there for two seasons before taking his first full-time assistantship at Middle Tennessee State in 1969. Catavolos joined Louisville as secondary coach in





1970, then landed the same position with Purdue in 1971. He coached at Purdue for six years under head coaches Bob DeMoss and Alex Agase.

Catavolos starred as a defensive back at Purdue. He was co-captain of the 1967 Purdue squad that defeated USC, 14-13, in the Rose Bowl. He received a bachelor's degree in physical education and a master's degree in education from Purdue. He was a senior recipient of the Nobel E. Kizer Award for academic excellence.

Catavolos was born May 8, 1945 in Chicago, Ill. He is married to the former Tona Jones of Royal Center, Ind. They have two daughters, Lindsay Marie (9) and Stephanie Lynn (8).

ALEX GIBBS, Offensive Line

Alex Gibbs enters his first season as offensive line coach of the Colts. Gibbs spent the last two seasons in the same capacity with San Diego. He helped forge a unit that ranked second in the league in rushing offense (140.5) in 1991. San Diego ranked as the NFL's third-best rushing team in 1990 (141.1).

Gibbs, 51, originally entered the NFL as offensive line coach with Denver in 1984. He served with the Broncos for four seasons, and was part of the staff that helped Denver make appearances in Super Bowls XXI and XXII. Gibbs left Denver to join Mike Shanahan's staff with the Los Angeles Raiders in 1988 as assistant head coach. He served with the Raiders for two seasons before joining San Diego.

Gibbs coached on the collegiate level for 13 seasons before entering the NFL. He worked at Duke (1969-70), Kentucky (1971-72) and West Virginia (1973-74), then landed the offensive coordinator/line position at Ohio State. Gibbs spent 1975-78 at Ohio State before moving in the same capacity to Auburn. He served for three seasons at Auburn (1979-81), then coached the offensive line at Georgia from 1982-83. Gibbs spent three seasons at Mount Airy (NC) High School, winning three conference titles and two state championships.

Gibbs played at Davidson College, where he was a pre-law major. He earned a master's degree from North Carolina in European History and a doctorate in education at Auburn.

Gibbs was born February 11, 1941 in Burke, N.C. He is married to the former Anamaria Garcia of Los Angeles, Calif. He has five children, Sandy (25), Steve (24), David (23), Chuck (21) and Mark (19).



GENE HUEY, Running Backs

Gene Huey enters his first season as running backs coach of the Colts. Huey spent the last four seasons as an assistant at Ohio State. He tutored receivers for three seasons and running backs for one season. As running backs coach at Ohio State in 1991, Huey worked with a ground attack that produced 2,615 yards.

Huey, 45, has had past experience with Indianapolis. He was the recipient of the fifth annual Robert Irsay Black Coaching Fellowship and worked during the 1991 Colts training camp at Anderson University. Huey participated in practice management duties, along with assisting in staff meetings and personnel evaluations.





COACHES

Huey began his coaching career at Wyoming, his alma mater, as a graduate assistant in 1970. He was named head freshman coach in 1972. Huey moved to New Mexico in 1974 as receivers coach, then joined the staff of Tom Osborne at Nebraska following the 1977 season. Huey coached receivers at Nebraska until joining John Cooper's staff at Arizona State in 1987. He then moved with Cooper to Ohio State in 1988.

Huey played both defensive back and wide receiver at Wyoming, setting 13 receiving records. He is the only player in Western Athletic Conference history to win all-conference offensive and defensive honors. He was a co-captain and played on three conference championship teams.

Huey was born July 20, 1947 in Uniontown, Pa.

NICK NICOLAU, Offensive Coordinator

Nick Nicolau enters his first season as offensive coordinator of the Colts. Nicolau spent the last three seasons as receivers coach at Buffalo, helping the Bills to berths in Super Bowls XXV and XXVI. Bills receivers were an element that helped Buffalo score more than 400 points in each of the past three seasons, while the offense averaged 362.1 yards per game, had a 61.7% completion percentage and sported an 8.01 yards per attempt during that span.



Nicolau entered the NFL as running backs coach with New Orleans in 1980. He landed the running backs coaching slot with Denver in 1981 and served with the Broncos through the 1987 season. He was part of staffs that guided Denver to appearances in Super Bowls XXI and XXII. Nicolau coached wide receivers with the Los Angeles Raiders in 1988 before moving to Buffalo.

Nicolau, 59, entered the coaching ranks at Southern Connecticut State in 1960 before moving as an assistant to Springfield College in 1961. He spent eight seasons (1962-69) at the University of Bridgeport, including the final five as head coach. He served other collegiate assistantships at Massachusetts (1970), Connecticut (1971-72), Kentucky (1973-75) and Kent State (1976) before taking an assistant role for one season with Hamilton of the Canadian Football League. He moved to Montreal (1978-79) of the CFL and served as Director of Player Personnel/running backs coach. During those seasons, Montreal made two Grey Cup appearances.

Nicolau was a running back at Southern Connecticut (1951-53, 56). He earned a master's degree at Indiana University and a doctorate from Springfield College.

Anthero 'Nick' Nicolau was born May 5, 1933 in New Bedford, Mass. He is married to the former Eleanor Weiss of Stratford, Conn. They have six children, Tracey (33), Duane (32), Shari (30), Vicki (29), Wendy (26) and Randy (21).

DWAIN PAINTER, Receivers

Dwain Painter enters his first season as receivers coach of the Colts. Painter spent the last four seasons as receivers coach with the Pittsburgh Steelers. Painter, 50, has 27 years coaching experience, including 17 on the collegiate level. He joined the Steelers from the University of Illinois, where he was offensive coordinator and quarterbacks coach in 1987.





Painter launched his career as head coach at Wall (NJ) High School from 1965-70. He landed his initial collegiate post as offensive coordinator at San Jose State in 1971. He moved to the College of San Mateo two years later (1973), then to a two-year stint as quarterbacks and receivers coach at Brigham Young. Following his 1974-75 stint at Brigham Young, Painter landed the same role at UCLA and remained there three seasons (1976-78). He became the head coach at Northern Arizona University in 1979. Painter compiled a 16-17 record during his 1979-81 tenure. Painter moved to Georgia Tech (1981-85) and Texas (1986) as offensive coordinator and quarterbacks coach before landing at Illinois. Painter tutored a red-shirted Jeff George at Illinois.

Painter played quarterback and defensive back at Rutgers from 1961-64, earning a bachelor's degree in physical education and a masters in education.

Painter was born February 13, 1942 in Monroeville, Pa. He is married to the former Diane Pugsley of Monroeville. They have two children, Deborah (29) and Doug (20).

FRANCIS PEAY, Defensive Line

Francis Peay enters his first season as defensive line coach of the Colts. Peay spent the last six seasons as head coach at Northwestern. As field leader at Northwestern, Peay, 48, compiled a 13-51 record, including a 3-8 mark in 1991. He originally joined Northwestern in 1981. Peay served as defensive coordinator on the staff through the 1985 season before succeeding Dennis Green as head coach.



Peay entered the coaching ranks as defensive coordinator at University City High School in St. Louis, Mo. in 1975. He moved to Notre Dame in 1976, serving as assistant offensive line and junior varsity coach. He was a member of the 1977 Irish club that won the national championship following a 38-10 Cotton Bowl win over Texas. He moved to the University of California as outside linebackers coach in 1978. California earned its first bowl bid in 20 years by appearing in the 1979 Garden State Bowl. Peay earned a 4-7 record at Northwestern in 1986 as interim head coach. He was promoted prior to the 1987 campaign.

Peay earned All-America honors as an offensive tackle at Missouri. He played professionally with the New York Giants (1966-67), Green Bay (1968-72) and Kansas City (1973-74). He appeared in 103 career games.

Peay was born May 23, 1944 in Pittsburgh, Pa. He is married to the former Patricia Atkins of Pittsburgh. They have eleven-year-old twin daughters, Aryca and Aisha.

JAY ROBERTSON, Defensive Assistant

Jay Robertson enters his first season as a defensive assistant of the Colts. Robertson spent the last eight seasons as linebacker coach at the United States Military Academy.

Robertson, 52, entered the coaching ranks as an assistant at Northwestern in 1967. Over a nine-year stint at Northwestern (1967-75), he coached the offensive and defensive lines, outside linebackers and receivers. He moved to Northern Illinois in 1976 as defensive





COACHES

coordinator and secondary coach. Robertson tutored tight ends and receivers at Wisconsin from 1980-81. He was defensive line coach at Notre Dame from 1982-83 before moving to West Point.

Robertson was a three-year letterman at center at Northwestern. He was a senior captain for Ara Parseghian in 1962 when Northwestern posted a 7-2 record, the school's best mark since 1948. He played in the East-West Shrine Game and the Southwest Challenge Bowl. Robertson holds a bachelor's degree in history and master's degree in business administration from Northwestern. He entered the U.S. Marine Corps following graduation and was a player/coach for the Quantico Marines. He attained a captain's rank and served a one-year stint in Vietnam as a rifle platoon and infantry company commander.

Robertson was born February 20, 1940 in Chicago, Ill. He is married to the former Kathy Aluise of Huntington, West Virginia. They have one son, William (5).

BRAD SEELY, Special Teams/Tight Ends

Brad Seely enters his fourth season as special teams/tight ends coach of the Colts. Seely served for five seasons as offensive line coach at Oklahoma State prior to joining Indianapolis. Seely managed blocking schemes that allowed Barry Sanders to set 23 NCAA rushing records and win the Heisman Trophy in 1988. Seely also coached Thurman Thomas at Oklahoma State.



Seely landed his first duty as a graduate assistant at South Dakota State in 1978. He moved to Colorado State as a graduate assistant in 1979, then was elevated to offensive line coach in 1980. Seely joined the staff of Ron Meyer at Southern Methodist in 1981 as offensive line coach. The Mustangs produced a 10-1 record that season. Seely took the same roles at North Carolina State (1982) and at the University of the Pacific (1983) prior to entering his stint at Oklahoma State.

Seely, 35, was an all-conference grid performer as a senior at South Dakota State in 1976. He was an all-state prep pick as an offensive lineman and a forward in basketball. He holds a bachelor's degree in economics and physical education.

Seely was born September 6, 1956 in Vinton, Iowa. He is married to the former Patricia Racine of Holyoke, Mass. They have two children, Sarah (5) and Hannah (2).

RICK VENTURI, Defensive Coordinator/Linebackers

Rick Venturi enters his eleventh season with the Colts, marking the fourth-longest coaching tenure in club history. Venturi's service is exceeded only by Don McCafferty and John Sandusky (14 years, 1959-72) and Charles Winner (12 years, 1954-65) among 114 coaches associated with the Colts.

Venturi serves as defensive coordinator/linebackers coach, the role he held to open the 1991 season. Venturi succeeded Ron Meyer as head coach for the final eleven games of last season. He additionally held the coordinator title in 1984.

Venturi, 46, entered the coaching ranks as a freshman coach at Northwestern from 1968-69. He took charge of the secondary





there from 1970-72. Venturi spent 1973-76 as linebackers coach at Purdue, working along with George Catavolos, the Colts' secondary coach. Venturi was the linebackers coach at Illinois in 1977, then landed the head coaching position at Northwestern, where he remained for three seasons. Venturi earned a bachelor's degree in physical education and history and a master's degree in education from Northwestern. He served a stint as guest coach with Frank Kush for Hamilton of the Canadian Football League in 1981 just before joining the Colts.

Venturi was born February 23, 1946 in Taylorville, Ill. He is married to the former Cheri Rotello of Rockford, Ill. They have two children, Marin (21) and Jason (19).

TOM ZUPANCIC, Strength and Conditioning

Tom Zupancic enters his ninth season as strength and conditioning coach of the Colts.

A fixture in Indianapolis for years as the owner and operator of his own gymnasium, he came to the club after being a finalist in the 1984 U.S. Olympic Wrestling Trials. Zupancic, a product of Cathedral High School (1973) and Indiana Central University (1978), was a three-time collegiate wrestling champion and a four-year grid letterman.



Zupancic has been a part of four USA National Wrestling Teams to Europe. He was a member of two USA World Teams, while also winning Canadian, AAU and USWF National Wrestling Championships. He was a 1980 alternate to the USA Greco Roman Wrestling Olympic Team. Zupancic owns an undefeated record in 86 state, regional and national power-lifting exhibitions since 1974.

In addition, Zupancic, 36, ranks 14th in the world among alltime super heavyweights with a 600-pound bench press (set in 1988). He won the WPF World Bench Press Championships in 1990 with a 600-pound lift. Zupancic is active in charitable and public appearances. Along with lifting demonstrations, he gives talks on goal-setting and positive thinking. He was also a feature subject on HBO's 'Inside the NFL' during the 1986 season.

Zupancic was born September 14, 1955 in Indianapolis. He is married to the former Carrie Oldham of Shelbyville, Ind. They have two children, Katie Elizabeth (3) and Jacob August (2).



ADMINISTRATION

BOB TERPENING, Assistant General Manager

Bob Terpening, whose association with the Colts goes back to 1970, was promoted to assistant general manager of the club in May of 1984.

Terpening, 50, began working with the Colts in 1970 grading films during his tenure as the head football coach at Baltimore City College H.S. In 1971 he joined the New England Patriots' scouting department. In 1977 Terpening returned to the Colts as a college scout and in January of 1982 was named Director of Pro Personnel. He held that position until his elevation to assistant general manager.

Terpening received his bachelor's degree from Shepherd College in West Virginia and then earned his master's degree from the University of West Virginia. He also did additional graduate study at John's Hopkins.

Terpening and his wife, Virginia, have two sons, Chris (20) and Matt (16). The family resides in Carmel.



JACK BUSHOFSKY, Player Personnel Director

Jack Bushofsky was named the Colts Player Personnel Director in June, 1983 and is responsible for directing the college scouting aspects of the Colts personnel department. Bushofsky served the previous four years as a college and pro personnel scout with the Tampa Bay Buccaneers. Before joining the Bucs in 1979, he worked two years as a BLESTO combine scout. The 54-year old Pittsburgh native has had an extensive career in football serving as head coach at his alma mater, Austin Peay (1973-76), assistant coach at Villanova (1968-72), and several years in the Pittsburgh high school system. After serving in the Marine Corps, he earned Little All-America honors as a guard and linebacker at Austin Peay from 1959-61 where he received a bachelor's degree in health and education and a master's degree in administration. Born October 8, 1937 in Pittsburgh, he and his wife, Mary Ann, have three children, Danielle (24), Jeffery (22) and Bryne Marie (17).



PETE WARD, Director of Operations

Entering his eleventh year with the Colts, Pete Ward is responsible for various operational and administrative functions. Ward joined the Colts in 1981 as an intern in the public relations department, and was named Administrative Assistant in 1982 following his graduation from the University of Virginia. He was named Director of Operations shortly after the Colts' arrival in Indianapolis in April, 1984. Born in New Orleans, Louisiana, Ward is single and resides in Zionsville.





HUNTER SMITH, Head Trainer

In his tenth year with the Colts, Hunter Smith was named the club's head athletic trainer in June of 1984. He served as the Colts' assistant trainer during the 1983 season following a one-year stint as the head trainer at William and Mary in 1982.

Prior to joining the staff at William and Mary, Smith served 10 years as an assistant professor in physical education and head athletic trainer at Salisbury State College. A Certified Athletic Trainer, he was one of the founding leaders of the Maryland State Certified Athletic Trainers Association. Smith earned his bachelor's degree in physical education from Florida State in 1971 and a master's degree in physical education and health from Tennessee Tech one year later. He served on the Board of Directors of the National Athletic Trainers Association from 1982 to 1984. Smith and Dave Hammer were honored as the 1990 Pro Football Athletic Training Staff of the Year by the Professional Football Athletic Trainers Society. Born August 5, 1949, in Salisbury, Md., he and his wife, Susan, have three children, Kelly (10), Brian (8) and Kevin (8).



DAVE HAMMER, Assistant Trainer

Dave Hammer is entering his ninth season as assistant trainer, having joined the club in July of 1984. Hammer earned a master's degree in physical education at Syracuse in 1984, and served as a graduate assistant trainer. He also attended West Virginia from 1977-82, as a member of the undergraduate athletic training curriculum. Hammer spent the 1981 training camp as a member of the Colts' summer staff, along with serving with the club during parts of the 1981-83 seasons. Hammer and Hunter Smith were honored as the 1990 Pro Football Athletic Training Staff of the Year by the Professional Football Athletic Trainers Society. Born in Pittsburgh, Pa. on May 10, 1959, Dave and his wife, Sharon, reside with their children, Christopher (3) and Ashlee, in Indianapolis.



JON SCOTT, Equipment Manager

Jon Scott joined the Colts in March, 1982 as assistant equipment manager and was elevated to head of the club's equipment staff in November of the same year. Before joining the Colts on a full-time basis, Scott worked as assistant equipment manager at Arizona State University for two years. His association with the Colts began when he worked as an assistant to the equipment manager during the club's 1979 and 1980 summer training camps. Scott received a bachelor's degree in Physical Education from Michigan State University in 1979 where he served as a student equipment manager for six years (1975-80). Born on December 18, 1956, Scott is a native of East Lansing, Michigan. Jon and his wife, Mischelle, reside with their children, Amber (13), Brooke (12) and Ian, in Indianapolis.





ADMINISTRATION/SCOUTS

CLYDE POWERS, College Scout, Southwest

Clyde Powers is in his tenth season as a member of the Colts' Personnel Department, after working for two seasons as an assistant coach for special assignments. He served from 1982 to 1985 as a College Scout before being named Director of Pro Personnel on May 31, 1985. He remained in that capacity until 1987. As Director of Pro Personnel, Powers was responsible for personnel assessment within the league and assisting Jack Bushofsky in collegiate scouting. Powers joined the Colts after six years in the NFL as a defensive back with the New York Giants and Kansas City. He was a fifth-round 1974 draft pick of the Giants. He played four seasons with the Giants and briefly for the Chiefs in 1978. Powers lettered three years at Oklahoma and earned All-Big Eight honors at safety as a senior. He was born August 19, 1951 in Pascagoula, Mississippi.



PAT MONDOCK, College Scout, West

Pat Mondock enters his seventh season as a College Scout with the Colts. He joined the organization in that capacity in June of 1986. Mondock possesses a wealth of scouting experience. He was named BLESTO Western Regional Scout in 1983 and served in the Rocky Mountain area prior to working with Indianapolis. His coaching career spans 22 years on the high school and collegiate level. He was the head coach at Washington and Jefferson College in Washington, Pa. from 1972-82. He was a prep head coach at Southern Columbia County and Ridgeway High Schools in Western Pennsylvania from 1962-70. Mondock holds an undergraduate degree in health and physical education from Lock Haven (Pa.) State College and a master's degree in the same concentration from West Virginia. He was born March 17, 1938 in Morrisdale, Pa. He is married to the former Kathleen Marra of Washington, Pa.



MIKE BUTLER, College Scout, Midwest and East

Mike Butler is entering his sixth season with the Colts. He joined the club in 1987 from the Pittsburgh Steelers, where he was a member of the personnel department since 1983. Butler was a fullback and defensive end at Massanutten Academy and West Virginia, where he was converted to center. He also attended Villanova and received his bachelor's degree in fine arts at Indiana University (Pa.) in 1983. Butler, 33, is the son of Jack Butler, a former Pittsburgh Steelers defensive back and current director of the BLESTO Scouting Combine. Butler is married to the former Regina Wiecheld of West Mifflin, Pa.





JOHN GOELLER, College Scout, South

John Goeller joined the Colts in June of 1985 as a college scout after serving as a regional scout for BLESTO since 1983. Goeller entered scouting after serving eight years as a coach on the high school and collegiate level. He was an assistant at Austin Peay (1976-78) where he was associated with Jack Bushofsky, now the Colts' Director of Player Personnel. Goeller served a graduate assistantship at Florida State in 1978, then moved to Monroe (N.C.) High School as head football coach from 1979-83. Goeller, 38, was a three-year starter at defensive tackle at North Carolina State. He was tabbed defensive MVP in the 1973 Liberty Bowl against Kansas. Goeller is married to the former Caryl Schratz of Pittsburgh. They have one son, John, Jr.



DON JOYCE, College Scout, North

Don Joyce is entering his fourth season as a member of the Colts' collegiate scouting staff. He joined the club after spending more than 22 years as a regional and national scout for the BLESTO National Scouting Combine. He reunites with the team after putting in seven years with the Colts as a defensive end from 1954 to 1960. Joyce was the 15th player selected in the 1951 NFL Draft by the Chicago Cardinals. He was traded to the Colts in 1954, and was later traded to Minnesota and Denver. Joyce was an All-America defensive lineman at Tulane University and is a member of the school's football Hall of Fame. After retiring from professional football with the Denver Broncos in 1962, Joyce remained in touch with the game by serving as head coach at De La Salle High School in Minneapolis, Minnesota for five years. He was born October 8, 1929 in Steubenville, Ohio. He is married to the former Sharon Booth of Minneapolis, Minn., and they have two children, Don Jr. and Cathy.



COLTS 1992 HOTELS

CINCINNATI (Pre-season)

Hyatt Regency
(513) 579-1234

KANSAS CITY (Pre-season)

Hyatt Regency Crown Center
(816) 421-1234

BUFFALO

Hyatt Regency
(716) 856-1234

TAMPA

Radisson Bay Harbor
(813) 281-8900

MIAMI

Ft. Lauderdale Marriott
(305) 463-4000

SAN DIEGO

Marriott Mission Valley
(619) 692-3800

PITTSBURGH

Westin William Penn
(412) 281-7100

NEW ENGLAND

Providence Marriott
(401) 272-2400


NEW YORK JETS

Sheraton Meadowlands
(201) 896-0500

CINCINNATI

Hyatt Regency
(513) 579-1234

IN MEMORIAM



Shane Curry

April 7, 1968 - May 3, 1992



90 MEL AGEE

Defensive Lineman 6-5 298
Illinois
2nd Year With Colts
Draft-6, 1991
Born: November 22, 1968



GAMES STARTED/PLAYED: (1991, 2/16) Total 2/16

PRO: Entering his second season with the Colts . . . was the Colts' sixth-round pick in the 1991 draft, the 152nd selection overall.

1991: Started two of 16 appearances . . . starts came 10/13 at Buffalo when club opened in nickel set and at Tampa Bay 12/22 at LE in place of injured Donnell Thompson . . . was fifth among linemen, 16th on club, with 29 tackles, 20 solo, and one forced fumble . . . top tackle effort came vs. Buffalo 12/15 with eight, six solo . . . had five stops, three unassisted, at Tampa Bay . . . forced fumble came 9/22 vs. Detroit.

COLLEGE: Starter for final three seasons . . . career totals include 201 tackles, 143 solo, five fumbles recovered, 11 sacks and two fumbles forced . . . entered senior season at OLB, then shifted to DT and earned first-team All-Big Ten honors and All-America first-team notice by The Poor Man's Guide . . . totaled 68 tackles, 48 solo, three fumbles recovered, three sacks, one fumble forced and one blocked kick . . . was first-team All-Big Ten as junior and honorable mention All-America by Football News and The Poor Man's Guide . . . had 72 tackles, 50 solo, 12 tackles for losses, eight sacks, two fumbles recovered and one fumble forced . . . was second-team All-Big Ten and was conference academic choice as sophomore . . . totaled 54 tackles, 40 solo, and six tackles for losses as starter on defensive front . . . was reserve DE as freshman and totaled seven tackles, five solo . . . redshirted in 1986 while learning DE slot after entering school as TE . . . mathematics major.

PERSONAL: Full name is Melvin Agee . . . born in Chicago, Ill . . . attended George Washington High School . . . was all-section choice in public city league in basketball and football and was team MVP in both sports . . . was TE on grid team and had 18 ppg. and 20 rpg. avgs. on basketball squad . . . single . . . resides in Chicago, Ill.

31 MICHAEL BALL

Defensive Back 6-0 220
Southern University
5th Year With Colts
Draft-4, 1988
Born: August 5, 1964



GAMES STARTED/PLAYED: (1988, 0/16); (1989, 16/16); (1990, 0/16); (1991, 14/15) Total 30/63

PRO: Entering his fifth season with the Colts . . . was the Colts' fourth-round pick in the 1988 draft, the 104th selection overall.

1991: Started 14 of 15 appearances at SS . . . was starter through first 14 games before missing 12/15 contest vs. Buffalo with shoulder injury incurred 12/8 at New England . . . played as reserve in 12/22 finale at Tampa Bay . . . had appeared in all 62 games since joining club until missing Bills contest . . . start total was second-highest seasonal mark of career . . . had 69 tackles, 41 solo, to rank sixth



BALL/BANKS

on club and second among DBs . . . also totaled seven special teams tackles, four passes defended, two forced fumbles and one sack (two yards) . . . had eight tackles, five solo, vs. Pittsburgh 10/6 for top total . . . had seven stops, five solo, vs. Jets 10/20 and seven, two solo, at New England 12/8 . . . had at least five tackles in seven different games . . . sack came vs. Cleveland 12/1 . . . career totals include 183 tackles, 12 passes defended, three forced fumbles, two QB pressures, one interception (five yards), one fumble recovery and one sack (two yards).

CAREER NOTES: 1990: Saw action in 16 contests as reserve and special teamer . . . ranked second on special teams with 16 tackles and sixth among DBs with 23 tackles, 21 solo . . . had two QB pressures, two passes defended and a forced fumble . . . playing time in secondary came in coverage packages . . . top game came 12/22 vs. Washington with six solo tackles defensively and three special teams stops . . . downed three punts inside 20. **1989:** Was 16-game starter at SS . . . had 87 tackles, 69 solo, six passes defended and one interception (five yards) . . . had 10 tackles, nine unassisted, 10/29 vs. New England for top outing . . . interception came 9/17 at Rams . . . had eleven special teams tackles, six solo. **1988:** Saw action in 16 games primarily as special teamer . . . finished third in special teams tackles with 29, 21 solo . . . also had four defensive tackles.

COLLEGE: Spent time throughout career at CB and FS . . . had 61 tackles, 28 solo, three fumble recoveries and two interceptions as senior . . . was Division 1-AA first-team All-America by The Poor Man's Guide, along with being All-SWAC first-team choice . . . totaled 229 career tackles, 124 solo, eight interceptions (107 yards), 31 passes defended, six fumble recoveries and two sacks . . . started at RCB as junior . . . earned honorable mention All-SWAC honors with 52 tackles and three interceptions . . . had 60 stops as sophomore . . . marketing major.

PERSONAL: Full name is Michael Ball, Jr. . . . born in New Orleans, La. . . . attended Booker T. Washington High School . . . lettered twice in football and once in basketball . . . single . . . resides in New Orleans, La.

51 CHIP BANKS

Linebacker 6-4 254
Southern Cal
4th Year With Colts,
10th in NFL
Trade-San Diego, 1989
Born: September 18, 1959



GAMES STARTED/PLAYED: (1982, 9/9); (1983, 16/16); (1984, 16/16); (1985, 16/16); (1986, 16/16); (1987, 12/12); (1989, 10/10); (1990, 16/16); (1991, 9/11) Total 120/122 Total with Colts 35/37

PRO: Entering his fourth season with the Colts, his tenth in the NFL . . . obtained by the Colts in a trade with San Diego for a third-round 1990 draft pick (Chargers tabbed WR-Walter Wilson) . . . originally was first-round pick of Cleveland in 1982, the third selection overall . . . traded to Buffalo on April 9, 1985 with a third-round pick in the 1985 draft and first- and sixth-round picks in the 1986 draft for the Bills' first-round pick in the 1985 Supplemental Draft (Cleveland selected QB-Bernie Kosar with the supplemental pick, then sent its first-round pick in the 1985 draft as compensation to Buffalo when Banks failed to report; Buffalo exchanged positions with Green Bay in the first-round in 1985 with Packers selecting OT-Ken Ruettgers seventh overall and the Bills selecting CB-Derrick Burroughs 14th overall; Bills tabbed LB-Hal Garner (D3-85) and RB-Ronnie Harmon (D1-86), then dealt sixth-round pick to Atlanta, who selected



WR-Floyd Dixon) . . . was traded to San Diego on April 28, 1987 with first- and second-round picks in the 1987 draft for the Chargers' same picks (Browns selected LB-Mike Junkin (D1) and C-Gregg Rakoczy (D2) while Chargers selected TE-Rod Bernstine (D1) and DB-Louis Brock (D2)) . . . failed to reach contract agreement with Chargers in 1988.

1991: Started nine of eleven games at LOLB after suffering knee injury in 9/1 opener vs. New England . . . missed games 9/8 at Miami, 9/15 at Raiders, 9/22 vs. Detroit, 10/6 vs. Pittsburgh and 12/1 vs. Cleveland . . . played as reserve 9/29 at Seattle and 10/13 at Buffalo . . . game at Seattle marked first reserve duty of career after starting all previous 112 career games . . . had 36 tackles, 26 unassisted, two fumbles forced, three passes defended, one QB pressure and one sack (11 yards) . . . had seven tackles, three unassisted, at Jets 11/10 for top outing . . . had sack and forced fumble 12/8 at New England with other forced fumble coming 11/17 vs. Chicago . . . career totals include 693 tackles, 37.5 sacks (236 yards), 29 passes defended, 17 fumbles forced, 10 fumbles recovered and eight interceptions (150 yards).

CAREER NOTES: **1990:** Started all 16 games at LOLB, the only Colts LB to start every game . . . had 69 tackles, 49 unassisted, 4.5 sacks for 25.5 yards, six QB pressures, one pass defended, two fumbles forced and one fumble recovered . . . had eleven tackles, seven unassisted, and a QB pressure at Philadelphia 9/30 for top game. **1989:** Joined Colts in week seven and became immediate contributor at LOLB . . . started 10/22 at Cincinnati and in final nine weeks of season . . . had 42 tackles, 31 solo, one sack (four yards), nine QB pressures, two interceptions (13 yards), one forced fumble, one fumble recovery and three batted passes . . . had seven unassisted tackles, one sack and one interception 11/19 vs. Jets for top game . . . was voted by teammates as recipient of the 1989 Ed Block Courage Award. **1987:** Teamed with San Diego LB-Billy Ray Smith to form one of NFL's best OLB tandems . . . totaled 71 tackles, three sacks, two forced fumbles, two fumble recoveries, five passes defended and one interception . . . named AFC second-team by UPI and Pro Bowl First-Alternate. **1986:** Helped lead Cleveland to AFC Championship by ranking second on club with 125 tackles, 90 solo, and 4.5 sacks. **1985:** Earned starting Pro Bowl choice, but missed game with viral infection . . . was first-team All-AFC pick by UPI and honorable mention All-Pro by AP . . . had 95 tackles, 80 solo, eleven sacks, six passes defended and two forced fumbles . . . had six tackles, five solo, in Divisional Playoffs at Miami 1/4/86. **1984:** Topped 100 tackles for first time in career with 102, 66 solo . . . had 2.5 sacks, four passes defended, one forced fumble, three fumble recoveries, 29 QB pressures and one interception. **1983:** Earned second consecutive Pro Bowl appearance with 97 tackles, 70 solo, four sacks, 10 passes defended, three interceptions, one forced fumble and one fumble recovery . . . named All-NFL first-team by PFWA, Pro Football Weekly and AP . . . tabbed first-team All-AFC by UPI . . . earned Defensive Player-of-the-Week honors 11/20 vs. New England with six solo tackles, two passes defended and one interception (returned 65t). **1982:** Earned Pro Bowl nod as rookie, along with consensus NFL All-Rookie Team selections . . . was NFL Defensive Rookie-of-the-Year by Pro Football Weekly, UPI and AP, second-team All-AFC by UPI . . . was AFC Defensive Rookie-of-the-Year . . . had team-leading 5.5 sacks, 56 tackles, 41 solo, and two forced fumbles . . . had eight tackles, five solo, in playoff game at Raiders 1/8/83.

HONORS: **1982:** Pro Bowl . . . unanimous All-NFL Rookie Team selections . . . Pro Football Weekly, UPI and AP NFL Defensive Rookie-of-the-Year . . . UPI All-AFC Second-Team . . . NFLPA AFC Defensive Rookie-of-the-Year. **1983:** Pro Bowl Starter . . . PFWA, Pro Football Weekly and AP All-NFL First-Team . . . UPI All-AFC First-Team . . . NEA All-NFL Second-Team . . . AFC Defensive Player-of-the-Week vs. New England 11/20. **1985:** Pro Bowl Starter . . . UPI All-AFC . . . AP All-Pro Honorable Mention. **1987:** Pro Bowl First-Alternate . . . UPI All-AFC Second-Team.

COLLEGE: Earned first-team All-America honors as senior and was



BANKS/BAYLOR

third-team selection as junior . . . led Trojans in tackles in junior and senior seasons with 107 and 123 respectively . . . played ILB as senior and OLB in eight of eleven games as junior . . . had 15 tackles for losses, including eight sacks, two interceptions, 10 passes deflected, and two fumble recoveries as junior . . . had career-high 20 stops vs. Oregon as junior . . . concluded career in Fiesta Bowl against Penn State with 14 tackles and 20-yard TD interception return . . . was three-year All-PAC Ten team member . . . started two games inside for 1978 Trojan national championship team as freshman . . . majored in political science.

PERSONAL: Full name is William "Chip" Banks . . . born in Ft. Lawton, Okla. . . attended Lucy Laney High School in Augusta, Ga. . . was prep All-America as LB, TE, QB and punter . . . single . . . resides in Augusta, Ga.

36 JOHN BAYLOR

Defensive Back 6-0 208
Southern Mississippi
5th Year With Colts,
4th in NFL
Draft-5, 1988
Born: March 5, 1965



GAMES STARTED/PLAYED: (1989, 8/16); (1990, 0/10); (1991, 3/16) Total 11/42

PRO: Entering his fifth season with the Colts, his fourth in the NFL . . . was the Colts' fifth-round pick in the 1988 draft, the 129th selection overall.

1991: Started three of 16 appearances . . . started 10/13 at Buffalo in nickel package and 12/15 vs. Buffalo and 12/22 at Tampa Bay at SS . . . led club in interceptions with 4-50 . . . had 47 tackles, 36 solo, eight passes defended, five QB pressures, one sack (two yards) and one fumble recovered . . . had nine tackles, six solo, vs. Buffalo for top total . . . sack came 10/6 vs. Pittsburgh and recovered fumble at Buffalo . . . had thefts vs. Pittsburgh (five yards), at Tampa Bay (32 yards) and two at New England 12/8 (13 yards), his first career multi-theft game . . . interception return yardage topped club . . . had nine special teams tackles, six solo . . . career totals include 115 tackles, 25 passes defended, six QB pressures, four interceptions (50 yards), one fumble forced and one fumble recovered.

CAREER NOTES: 1990: Played in 10 games as reserve DB and special teamer . . . missed weeks four and five and spent weeks 13 through 16 on injured reserve with hamstring pull . . . had nine special teams tackles . . . had four solo tackles, one QB pressure and one pass defended. **1989:** Started eight of 16 games at LCB . . . started season opener 9/10 vs. San Francisco and 10/15 at Denver in place of injured Chris Goode . . . started 11/19 vs. Jets and maintained starting role for remainder of season . . . had 64 tackles, 50 solo, 16 passes defended and one forced fumble . . . had top game in finale 12/24 at New Orleans with nine stops, eight solo . . . had 10 special teams tackles, five solo. **1988:** Spent entire season on injured reserve with wrist injury suffered during training camp.

COLLEGE: Was second-team All-Major Independent choice of The Poor Man's Guide as senior starter at LCB . . . totaled 43 tackles, eleven passes defended and one interception . . . had 35 stops as junior, with six passes defended and two thefts . . . was a reserve DB/special teamer during first two years . . . had 110 career tackles, 58 solo, 22 passes defended, four interceptions, one forced fumble and one fumble recovery . . . was redshirt in 1983 . . . business administration major.

PERSONAL: Full name is John Martin Baylor . . . born in Meridian, Miss. . . attended Meridian High School . . . lettered twice in football and three times in track . . . possesses 4.56 speed . . . was all-state honorable mention as DB . . . owns and operates a local Postal Express business . . . Baylor and his wife, Faye, reside in Indianapolis.



20 ALBERT BENTLEY

Running Back 5-11 217

Miami

8th Year With Colts,

7th in NFL

Draft-2, 1984 Supplemental

Born: August 15, 1960



GAMES STARTED/PLAYED: (1985, 1/15); (1986, 3/12); (1987, 4/12); (1988, 2/16); (1989, 8/16); (1990, 15/16); (1991, 0/1) Total 33/88

PRO: Entering his eighth season with the Colts, his seventh in the NFL . . . was the Colts' second-round pick in the June 5, 1984 Supplemental Draft . . . joined the Colts on September 5, 1985, after playing two seasons in the USFL . . . played with Michigan in 1984 and Oakland in 1985 . . . placed on Colts active roster on September 15, 1985.

1991: Was inactive to start season due to separated shoulder in 8/23 preseason finale at Philadelphia . . . played 9/8 at Miami and suffered season-ending right knee injury which required reconstruction . . . was 7-42 receiving at Miami for only seasonal totals . . . has receptions in 35 consecutive games . . . ranks tenth in Colts career rushing (526-2,355), while 4.5 career avg. ranks second among club's top 10 rushers . . . has receptions in 74 of 88 career games . . . is 226-2,245, eight TDs receiving for career . . . joined Lydell Mitchell, Lenny Moore and Don McCauley as only Colts to have 2,000+ rushing yards and 200+ receptions . . . has 4,600 career total yards from scrimmage (2,355 rushing/2,245 receiving) . . . ranks fifth in team history with 7,775 career all-purpose yards (Moore, 12,357; Raymond Berry, 9,302; Tom Matte, 8,883; Mitchell 8,360) . . . holds club record for most career KOR (148-3,175-21.5), while yardage is second (3,406, Bruce Laird).

CAREER NOTES: 1990: Started career seasonal-high 15 games . . . missed start at Phoenix 12/2 . . . led team in all-purpose yardage for fifth consecutive season with 1,431 (556 rushing/664 receiving/211 KOR), the second-highest total of career (1,578, 1987) . . . was 137-556, four TDs rushing and 71-664, two TDs receiving to rank 6th in AFC, 11th in NFL, with 1,220 yards from scrimmage . . . rushing yardage ranked second on club, 19th in AFC, 33rd in NFL . . . had 26t rush at Philadelphia 9/30 for club-long scoring rush of season . . . reception total was T5th-highest seasonal mark in club history, while ranking T5th in AFC, T10th in NFL, 2nd among AFC RBs, 3rd in NFL . . . led club in receptions for first time of career and set career seasonal-highs in receptions and yards, surpassing 52-525 in 1989 . . . became first seasonal 70+ receiver for Colts since Matt Bouza (71, 1986) . . . joined Joe Washington (82, 1979), Raymond Berry (75, 1961; 74, 1960), Lydell Mitchell (72, 1974; 71, 1977) and Bouza as only Colts to produce 70+ seasons . . . had career-long 73-yard reception at Philadelphia and was 3-104 for game to become only fourth RB in club history (Lenny Moore, 19; Mitchell and Washington, 2) to notch a 100+ game and the first since Washington at Miami 11/11/79, a span of 162 games . . . had at least four receptions in 12 games . . . was 9-53 at Cincinnati 11/25 to tie career-high for receptions . . . joined Bill Brooks (62) and Jessie Hester (54) to form second trio of 50+ seasonal receivers in club history (Brooks 63, Andre Rison and Bentley, 52, 1989), while duo of Bentley and Brooks marked only second seasonal 70+ and 60+ receivers in club history. **1989:** Saw action in 16 games with eight starts, six at H-Back . . . started 9/10 vs. San Francisco, 9/24 vs. Atlanta, 10/1 at Jets, 10/22 at Cincinnati, 11/19 vs. Jets and 12/24 at New Orleans at H-Back . . . started 10/8 vs. Buffalo and 11/15 at Miami at RB in place of injured Eric Dickerson . . . led team with 1,152 all-purpose



BENTLEY

yards (299 rushing/525 receiving/328 KOR) . . . was 75-299, one TD rushing . . . was 52-525, three TDs receiving and joined WRs-Bill Brooks and Andre Rison as first trio of 50+ seasonal receivers in club history . . . joined Rison as only Colt to catch a pass in each game . . . had first 50+ reception season for a Colts RB since 1981 (50, Randy McMillan) . . . had season-high six catches at Jets, at Miami and 12/10 vs. Cleveland . . . had 19.3 avg. on 17 KOR and recovered blocked punt for TD vs. San Francisco. **1988:** Started 9/19 at Cleveland and 10/16 vs. Tampa Bay at H-Back . . . totaled 1,257 all-purpose yards (230 rushing/252 receiving/775 KOR) . . . was 45-230, two TDs rushing . . . 26-252, one TD receiving . . . caught passes in 13 games . . . had 19.9 avg. on 39 KOR. **1987:** Ranked second in NFL with 1,578 all-purpose yards (631 rushing/447 receiving/500 KOR), behind only Herschel Walker's 1,606 . . . had 23-92.3 rushing avg. as starter prior to Eric Dickerson trade, a near 1,500-yard pace . . . was 29-145 rushing at Jets 11/1 for third career 100+ game . . . had 22t and 72t receptions 11/29 vs. Houston from QB-Gary Hogeboom, breaking a 45-game streak where no Colt RB had TD catch . . . was 142-631 rushing and seven TDs and 34-447, two TDs receiving . . . ranked 9th in AFC rushing, 17th in NFL, while seven rushing TDs were 4th in AFC, 16th in NFL . . . was 5th in AFC total yards from scrimmage, 11th in NFL, with 1,078 . . . teamed with Dickerson (1,144) as first Colts duo to gain 1,000+ seasonal yards from scrimmage . . . ranked 2nd in AFC, 4th in NFL, with 22.7 avg. on 22 KOR . . . had career-high two rushing TDs 11/15 at Miami . . . had career-high nine receptions 9/20 vs. Miami . . . was second on club with 54 points . . . had 1t rush and 4-47 receiving in AFC Divisional Playoffs 1/9/88 at Cleveland. **1986:** Started 10/12 vs. New Orleans, 10/19 at Buffalo and 11/30 vs. San Diego . . . spent four weeks on injured reserve following leg injury at Bills . . . was 73-351, three TDs rushing to rank second on club . . . was 25-162 rushing at Raiders 12/21 for career-best day, including 70t run . . . was 25-230 receiving . . . had 21.5 avg. on 32 KOR . . . had 1,268 all-purpose yards. **1985:** Started 10/6 vs. Buffalo, was 17-100 teaming with FB-Randy McMillan (20-112) to give the Colts two 100+ rushers in same game for third time in team history . . . was 54-288, two TDs for season . . . 5.3 avg. helped Colts post NFL's first 5.0 seasonal rushing avg. in a decade . . . had 26t run at Tampa Bay 12/15 and 24t run vs. Houston 12/22 . . . was 2nd in AFC, 6th in NFL, with 25.0 avg. on 27 KOR. **1984-85:** Played with Michigan and Oakland (USFL) . . . 1985 with Invaders was 191-1,020, four TDs rushing and 42-441, three TDs receiving, one of four league rushers with 1,000 yards . . . played in 1985 USFL Championship Game.

COLLEGE: Three-year letterman who spent first two years as walk-on . . . played HB/FB and returned kickoffs throughout career . . . was 218-1,022, six TDs rushing, 40-354, one TD receiving for career, with 16.4 avg. for kickoff returns . . . had 1,016 yards from scrimmage (144-722-5 TDs rushing; 32-294-1 TD receiving) as senior when Miami beat Nebraska 31-30 in 1984 Orange Bowl for national championship . . . had decisive 7t run in win over Nebraska . . . business administration major.

PERSONAL: Full name is Albert Timothy Bentley . . . born in Immokalee, Fla . . . attended Immokalee High School . . . three-sport MVP and three-year letterman in football, wrestling and track . . . played in offensive backfield only one year . . . finished third in the state in wrestling as senior . . . Bentley has two daughters, Alana (9/16/86) and Alexandria (10/27/90), and resides in Indianapolis.



CAREER STATISTICS

Year	RUSHING						RECEIVING				
	No.	Yds.	Avg.	LG	TD	No.	Yds.	Avg.	LG	TD	
1985	54	288	5.3	26t	2	11	85	7.7	16	0	
1986	73	351	4.8	70t	3	25	230	9.2	38	0	
1987	142	631	4.4	17t	7	34	447	13.1	72t	2	
1988	45	230	5.1	20	2	26	252	9.7	21	1	
1989	75	299	4.0	22	1	52	525	10.1	61	3	
1990	137	556	4.1	26t	4	71	664	9.4	73	2	
1991	0	0	0.0	0	0	7	42	6.0	11	0	
TOTAL	526	2355	4.5	70t	19	226	2245	9.9	73	8	

CAREER BEST

Carries: 29 at NY Jets 11/1/87	Receptions: 9 vs. Cincinnati 11/25/90 vs. Miami 9/20/87
Yards: 162 at LA Raiders 12/21/86	Yards: 104 at Philadelphia 9/30/90
Longest: 70t at LA Raiders 12/21/86	Longest: 73 at Philadelphia 9/30/90
TDs: 2 at Miami 11/15/87	TDs: 2 vs. Houston 11/29/87

KICKOFF RETURNS

Year	No.	Yds.	Avg.	LG	TD
1985	27	674	25.0	48	0
1986	32	687	21.5	37	0
1987	22	500	22.7	45	0
1988	39	775	19.9	40	0
1989	17	328	19.3	29	0
1990	11	211	19.2	36	0
1991	0	0	0.0	0	0
TOTAL	148	3175	21.5	48	0

CAREER BEST

Number: 6 at New Orleans 12/24/89
Yards: 128 vs. NY Jets 9/28/86
Longest: 48 at Chicago 12/8/85

4 DEAN BIASUCCI

Kicker 6-0 190
Western Carolina
8th Year With Colts
Free Agent-1986
Born: July 25, 1962



GAMES STARTED/PLAYED: (1984, 0/15); (1986, 0/16); (1987, 0/12); (1988, 0/16); (1989, 0/16); (1990, 0/16); (1991, 0/16) Total 0/107

PRO: Entering his eighth season with the Colts . . . signed with Colts on May 9, 1986 as free agent . . . originally signed as free agent with Atlanta on May 1, 1984 . . . waived by Falcons on August 14, 1984 . . . signed with Colts as free agent on September 8, 1984 . . . waived on August 27, 1985.

1991: Was 15-26 FGs and 14-14 PATs for 59 points, 13th in AFC kick-scoring and 27th in NFL . . . has topped club in scoring for past six seasons, the longest consecutive streak in club history and the most overall years leading team (besting Lenny Moore's 5) . . . ranks third in Colts career points with 533, behind only Lenny Moore (631) and Lou Michaels (586) . . . career FG pct. (.711, 118-166) ranks second in Colts history behind Raul Allegre (.722, 57-79) . . . had entered season as alltime leader at .736 . . . 118 FGs rank as most in club history . . . career PAT pct. (.973, 179-184) ranks second in Colts history to Michaels (.974) . . . hit 54-yarder at Seattle 9/29, one yard shy of career-long . . . is 14-34 career from 50+ range, the fifth-most 50+ kicks in NFL history (Nick Lowery, Morten Andersen,



BIASUCCI

18; Jan Stenerud, 17; Eddie Murray, 15) . . . tied for team lead with 74 consecutive games played, while 92 consecutive veteran games played is T3rd-longest.

CAREER NOTES: 1990: Was 17-24 FGs and 32-33 PATs for 83 points, 11th in AFC kick-scoring, 20th in NFL . . . was 2-5 from 50+ range, tying career-long with 55-yarder at Miami 12/30 . . . had 54-yarder at New England 11/11 . . . became 58th NFL kicker with 100+ career FGs . . . 14 of 65 kickoffs were touchbacks. **1989:** Was 21-27 FGs and 31-32 PATs for 94 points, T16th in NFL kick-scoring . . . had career-long 55-yard FG at Denver 10/15 . . . nine of 72 kickoffs were touchbacks. **1988:** Was T5th in NFL scoring with 114 points on 25-32 FGs and 39-40 PATs . . . 114 points fell shy of Lenny Moore's (1964) seasonal record of 120 . . . earned Pro Football Weekly Golden Toe Award for 5-6 FG performance vs. Miami 9/25 . . . five FGs tied club mark of Lou Michaels (9/25/66) and Raul Allegre (10/30/83) . . . set NFL seasonal record with six FGs from 50+ range (was 6-8), besting five by Fred Steinfort (Denver, 1980) and Norm Johnson (Seattle, 1986) . . . hit twice from 50+ range vs. Miami to become 14th kicker in NFL history to hit twice from that range in the same game . . . 25 FGs marked the second-highest seasonal total in club history (Allegre, 30, 1983) . . . 10 of 78 kickoffs were touchbacks. **1987:** Was 24-27 FGs and 24-24 PATs in earning Pro Bowl honors . . . ranked 2nd in AFC, 3rd in NFL, with 96 points . . . was T2nd in NFL with 24 FGs, while .889 success rate was T3rd-highest seasonal pct. in NFL history . . . 24 FGs tied Jim Martin (1963) for 3rd-highest seasonal total in team history . . . was 17-18 inside the 40, 23-25 inside the 50 . . . had 16 points at Miami 11/15 for top scoring game . . . eight of 58 kickoffs were touchbacks. **1986:** Led club with 65 points on 26-27 PATs and 13-25 FGs . . . was 11-16 inside the 50, and 2-9 from 50+ range . . . made 52-yard FGs 12/14 vs. Buffalo and 12/21 at Raiders . . . eight of 54 kickoffs were touchbacks. **1984:** Served as team's kickoff specialist for most of season . . . signed during second week of season after injury to Raul Allegre . . . was 3-5 FGs and 13-14 PATs, ranking fourth on club with 22 points . . . 19 of 54 kickoffs were touchbacks.

HONORS: 1986: Pro Football Weekly Golden Toe Award 12/21 at L.A. Raiders. **1987:** Pro Bowl . . . AP NFL All-Pro Second-Team . . . UPI AFC All-Star First-Team . . . NFL Alumni Kicker of the Year . . . Pro Football Weekly All-AFC . . . Pro Football Weekly Golden Toe Award 11/1 at Jets . . . College and Pro Football Weekly All-Pro Second-Team . . . Football News All-AFC . . . Sporting News NFL All-Pro . . . AP NFL All-Pro Second-Team . . . Pro Football Weekly Golden Toe Award vs. Miami 9/25.

COLLEGE: Finished career as the leading scorer in Southern Conference history with 280 points on 57 of 93 FGs and 109 of 113 PATs . . . set conference mark by scoring 94 points as a senior, including hitting 18 FGs . . . earned first-team All-Southern Conference honors during each of final three seasons . . . 80 percent of career kickoffs resulted in touchbacks.

PERSONAL: Full name is Dean Biasucci . . . born in Niagara Falls, N.Y. . . . attended Miramar High School in Miramar, Fla. . . . interested in acting career after football . . . starred in role of Marc Anthony in play 'Julius Caesar' with Indiana Repertory Theatre in 1989 . . . has studied at the Lee Strasberg Theatre Institute and Carnegie Hall in New York City during past two off-seasons . . . Biasucci and his wife, Trish, reside in Indianapolis.

CAREER STATISTICS

Year	FGM-FGA	PCT	PATs	PCT	PTs
1984	3- 5	.600	13- 14	.929	22
1986	13- 25	.520	26- 27	.963	65
1987	24- 27	.889	24- 24	1.000	96
1988	25- 32	.781	39- 40	.975	114
1989	21- 27	.778	31- 32	.969	94
1990	17- 24	.708	32- 33	.970	83
1991	15- 26	.577	14- 14	1.000	59
TOTAL	118-166	.711	179-184	.973	533



FIELD GOAL ACCURACY RECORD

Year	1-19	20-29	30-39	40-49	50+	Total	LG
1984	0- 0	1- 1	0- 0	1- 1	1- 3	3- 5	50
1986	0- 0	4- 4	2- 5	5- 7	2- 9	13- 25	52
1987	0- 0	5- 6	12-12	6- 7	1- 2	24- 27	50
1988	0- 0	8- 8	5- 6	6-10	6- 8	25- 32	53
1989	2- 2	6- 6	9-10	3- 5	1- 4	21- 27	55
1990	1- 1	5- 6	7- 8	2- 4	2- 5	17- 24	55
1991	1- 1	5- 5	3- 4	5-13	1- 3	15- 26	54
TOTAL	4- 4	34-36	38-45	28-47	14-34	118-166	55

50 DUANE BICKETT

Linebacker 6-5 251
 Southern Cal
 8th Year With Colts
 Draft-1, 1985
 Born: December 1, 1962



GAMES STARTED/PLAYED: (1985, 16/16); (1986, 16/16); (1987, 12/12); (1988, 16/16); (1989, 16/16); (1990, 15/15); (1991, 16/16) Total 107/107

PRO: Entering his eighth season with the Colts . . . was the Colts' first-round pick in the 1985 draft, the fifth player selected overall.

1991: Was 16-game starter for fifth time in seven seasons . . . is only Colt to start every career appearance . . . tied for third on club with 27 consecutive games started . . . ranked second on club with 125 tackles, 82 solo . . . had five sacks (40 yards), five QB pressures, two passes defended and one forced fumble . . . played through final fourth of season with shoulder injury . . . reached double figures in tackles in four games and has 31 career double-digit tackle games . . . had 13 tackles, eleven solo, two sacks (eleven yards) and a forced fumble vs. New England 9/1 . . . had two sacks (16 yards) at Raiders 9/15, his seventh career multiple sack game . . . also forced a fumble vs. Pittsburgh 10/6 . . . career statistics include 866 tackles, 46 QB pressures, 40 sacks (299 yards), 26 passes defended, eleven fumbles recovered, eight interceptions (32 yards) and seven fumbles forced.

CAREER NOTES: **1990:** Started 15 games and had streak of 80 consecutive starts snapped by missing 10/7 game vs. Kansas City with hamstring injury . . . had 117 tackles, 84 unassisted, 3.5 sacks (15.5 yards), one interception (nine yards), three QB pressures, two passes defended, two fumbles recovered and one forced fumble . . . had 12 tackles, nine solo, at New England 11/11 among five double-digit tackle games. **1989:** Was fourth on team with 100 tackles, 83 solo . . . had eight sacks (66 yards), one interception (six yards), eleven QB pressures, four passes defended, three passes batted and three fumble recoveries . . . had nine tackles 9/24 vs. Atlanta and 10/15 at Denver for top games . . . had at least seven tackles in nine games. **1988:** Led Colts in tackles for the second consecutive season with 126, 83 solo, 3.5 sacks (24 yards), six QB pressures, seven passes defended, three interceptions, one fumble forced and one fumble recovered . . . named UPI All-AFC second-team and earned AFC Defensive Player of the Week honors vs. New England 11/27 with 10 tackles, five solo, one interception and one fumble recovery . . . had six double-digit tackle games. **1987:** Led Colts with 113 tackles, 74 solo, eight sacks (62 yards), 10 QB pressures, three passes defended, two fumbles forced and two fumble recoveries . . . earned Pro Bowl starting honors, along with AP NFL All-Pro, UPI AFC All-Star and Pro



BICKETT/BROOKS

Football Weekly All-AFC honors . . . was AFC Defensive Player of the Week with 10 tackles and four sacks at Jets 11/1 . . . missed weeks three through five . . . had five double-digit tackle games . . . 34-game start streak ended at week three. **1986:** Had 144 stops, 104 solo, six sacks (58 yards), five QB pressures, three passes defended, two interceptions, one forced fumble and one fumble recovery . . . was second to LB-Cliff Odom (151) in tackles, while solo total led Colts . . . had five double-digit tackle games, with 15 vs. San Diego 11/30. **1985:** Was third on club with 141 tackles, 87 solo, six QB pressures, five passes defended, one interception, two fumble recoveries, one fumble forced and team-high six sacks . . . among many awards was tabbed AP NFL Defensive Rookie of the Year . . . had at least seven tackles in 13 games.

HONORS: 1985: AP NFL Defensive Rookie of the Year . . . UPI All-Rookie Team . . . PFWA All-Rookie Team . . . Football Digest Rookie All-Star Team. **1987:** Pro Bowl Starter . . . AP NFL All-Pro Second-Team . . . UPI AFC All-Star First-Team . . . Pro Football Weekly All-AFC . . . AFC Defensive Player of the Week 11/1 at Jets . . . Football News All-AFC. **1988:** UPI All-AFC Second-Team . . . AFC Defensive Player of the Week 11/27 vs. New England.

COLLEGE: Two-year starter at LB and DT, after entering USC as TE . . . totaled 291 career tackles, eight sacks, 19 loss-tackles and six interceptions . . . had 151 tackles, six sacks and one interception as senior to win UPI and Sporting News first-team All-America honors, along with AP, NEA and Football Writers third-team All-America honors . . . gained All-PAC Ten first-team honors while also being named the conference's Defensive Player of the Year . . . was three-time PAC-Ten All-Academic choice and a two-time CoSIDA Academic Team pick . . . holds degree in business accounting (with a 3.67 GPA).

PERSONAL: Full name is Duane Clair Bickett . . . born in Los Angeles, Calif. . . . attended Glendale High School . . . played football, basketball and baseball . . . was 47-581 and seven TDs as senior TE, while averaging 12 tackles per game . . . led school to CIF Division II basketball title, scoring 23 points and being named MVP in the championship game . . . was pitcher/first baseman on baseball team . . . has made annual donations to the Noble Center for Retarded Citizens in Indianapolis through pledges for tackle and interception totals . . . was club's 1989-90 United Way spokesman . . . single . . . resides in Los Angeles, Calif.

80 BILL BROOKS

Wide Receiver 6-0 195
Boston University
7th Year With Colts
Draft-4, 1986
Born: April 6, 1964



GAMES STARTED/PLAYED: (1986, 12/16); (1987, 12/12); (1988, 16/16); (1989, 16/16); (1990, 16/16); (1991, 16/16) Total 88/92
PRO: Entering his seventh season with the Colts . . . was the Colts' fourth-round pick in the 1986 draft, the 76th selection overall.

1991: One of only seven Colts to start each contest . . . leads team with 74 consecutive starts (88 consecutive veteran game starts) . . . led club and posted top seasonal reception total by having 72-888, four TDs . . . ranks as second-most prolific receiver in Colts history (367-5,350, 27 TDs) behind only Raymond Berry (631) . . . entered season seventh in Colts career receptions, but moved past Lydell Mitchell (298), Jimmy Orr (303), John Mackey (320), Don McCauley (331) and Lenny Moore (363) . . . moved past Roger Carr (4,690) and Mackey (5,126) into fourth-place in club career reception yardage . . . ranked 6th in AFC receptions, T9th in NFL, 13th in AFC yardage, 27th in NFL . . . has receptions in 25 consecutive games, his



second-longest career streak (38, 1986-88) . . . has receptions in 89 of 92 career outings, including 81 games with more than one catch . . . topped club in receptions for fourth time, tying Mitchell for second-most times leading club (behind Berry's eight) . . . notched fourth 60+ reception season, tying Mitchell for most in club history . . . holds 61.2 seasonal reception avg. for career, tops in club history . . . had career-high 10 receptions at Green Bay 11/24, the first 10+ game by a Colts WR in 322 games (Eddie Hinton vs. Kansas City 9/28/70) . . . joins Hinton, Willie Richardson and Berry as only Colts WRs to post 10+ game . . . was 7-106, 1 TD vs. Chicago 11/17 to post ninth career 100+ game, fifth-most in club history . . . reception total marked only 8th 70+ season in Colts history and the T4th-highest performance . . . joined Joe Washington (82, 1979), Berry (75, 1961; 74, 1960), Mitchell (72, 1974; 71, 1977), Matt Bouza (71, 1986) and Albert Bentley (71, 1990) as only 70+ Colts receivers . . . joined WR-Jessie Hester (60) to form only third seasonal 60+ duo in club history (Bouza, 71, Brooks, 65, 1986; Bentley, 71, Brooks, 62, 1990) . . . holds 26.6 avg. on 27 career TDs.

CAREER NOTES: 1990: Was 62-823, five TDs receiving to rank second on club in receptions and yardage . . . joined RB-Albert Bentley (71) and WR-Jessie Hester (54) to form second trio of seasonal 50+ receivers in club history (Brooks, 63, Bentley and Andre Rison, 52, 1989), while joining Bentley to form only second 70+ and 60+ seasonal receivers in club history (Matt Bouza, 71, Brooks, 65, 1986) . . . made receptions in 15 of 16 games (did not have catch 10/28 vs. Miami) . . . ranked 10th in AFC receptions, 21st in NFL, 13th in AFC yardage, 22nd in NFL . . . was 8-94, one TD at Philadelphia 9/30 for top game, including 6t catch from QB-Jack Trudeau on final play . . . had at least four receptions in nine games . . . had 68t reception vs. New England 9/16 and game-winning 26t catch 11/11 at New England. 1989: Was 63-919, four TDs to top club in receiving for third straight season . . . joined WR-Andre Rison and RB-Albert Bentley to form first Colts trio of 50+ seasonal receivers . . . had receptions in 15 outings (none vs. Atlanta 9/24) . . . was T10th in AFC receptions, T22nd in NFL, 11th in AFC yardage, 23rd in NFL . . . was 7-159, one TD (season-long 55t) at Jets 10/1, 8-101, one TD (game-winning 25t from Jack Trudeau with 1:54 remaining) 11/26 vs. San Diego and 5-111 vs. Buffalo in setting a career seasonal-high three 100+ games . . . consecutive 100+ outings at Jets and vs. Buffalo marked the second time of career (9-177 at Jets 11/16/86; 7-105 at Houston (11/23/86) . . . had at least four receptions in 10 games and had streak of 19 consecutive receptions producing first downs early in season. 1988: Was 54-867, three TDs as club's top receiver . . . had 38-game reception streak end at Green Bay 11/13 (T2nd-longest in club history with Matt Bouza and Raymond Berry) . . . was 7-139, one TD vs. Tampa Bay 10/16 and 3-108 vs. Denver 10/31 . . . was 14th in AFC receptions, 34th in NFL, 10th in AFC yardage, 24th in NFL. 1987: Was 51-722, three TDs to lead club . . . missed weeks three through five . . . was 6-146, one TD (52t from Trudeau) vs. Cincinnati 9/13 for top game . . . was T10th in AFC receptions, T17th in NFL, 11th in AFC yardage, 21st in NFL . . . was 5-78 receiving in Divisional Playoffs 1/9/88 at Cleveland. 1986: Started final 12 games . . . was 65-1,131, eight TDs, becoming one of nine rookies in NFL history to surpass 1,000 yards receiving . . . was 10th in AFC receptions, T17th in NFL, 6th in AFC yardage, 17th in NFL . . . yards ranked third in NFL history for rookies behind Bill Groman (Houston, 1,473, 1960) and Bill Howton (Green Bay, 1,231, 1952) . . . broke club rookie receiving marks of Randy McMillan (50 receptions, 1981) and John Mackey (726 yards and seven TDs, 1963) . . . yardage ranked behind only Raymond Berry's 1,298 in 1960 . . . joined Berry and Roger Carr (1,112, 1976) as only Colts with 1,000+ seasons . . . was 9-177, one TD 11/16 at Jets and 7-105, two TDs 11/23 at Houston . . . consecutive 100+ games were first for a Colt since Jimmy Orr in 1969 . . . teamed with Matt Bouza (71) to become first duo of 60+ receivers in club history . . . had 84t reception from Trudeau 10/5 at San Francisco, tying the 5th-longest scoring pass in Colts history.

HONORS: 1986: Pro Football Weekly NFL All-Rookie Team . . . NFLPA



BROOKS/BRUTON

Offensive Rookie of the Year . . . UPI All-Rookie First-Team . . . PFWA All-Rookie Team.

COLLEGE: Finished career with 228-3,579, 32 TDs, including 79-1,210, 11 TDs as senior . . . had 13 100+ games, five as senior . . . was 10-236 and four TDs against Colgate 11/23/85 and 12-234 and two TDs against Furman 12/3/85 . . . had 84-yard catch vs. Grambling 9/9/84 for career-long . . . earned AP honorable mention All-America honors in 1984 . . . elected to school's Hall of Fame in 1991 . . . holds degree in business administration.

PERSONAL: Full name is William Brooks, Jr. . . born in Boston, Mass. . . attended Framingham (Mass.) High School . . . lettered at TE and DE as sophomore, but moved to WR and DB as junior and senior . . . lettered in track and baseball . . . currently pursuing masters degree in business at Butler University . . . was club's 1991 United Way spokesman . . . has served as keynote speaker at last two Colts' 'No to Drugs, Yes to School' rallies that each reached 70,000 students . . . regular speaker in Indianapolis area churches and schools . . . Brooks and his wife, Holly, reside in Indianapolis.

CAREER STATISTICS

RECEIVING

Year	No.	Yds.	Avg.	LG	TD
1986	65	1131	17.4	84t	8
1987	51	722	14.2	52t	3
1988	54	867	16.1	53t	3
1989	63	919	14.6	55t	4
1990	62	823	13.3	75	5
1991	72	888	12.3	46	4
TOTAL	367	5350	14.6	84t	27

CAREER BEST

RECEIVING

Receptions: 10 at Green Bay 11/24/91
 Yards: 177 at NY Jets 11/16/86
 Longest: 84t at San Francisco 10/5/86
 TDs: 2 at Houston 11/23/86

CAREER RUSHING: 13- 62- 4.8, 38 LG, 0 TDs
 CAREER KICKOFF RETURNS: 8-143-17.9, 24 LG, 0 TDs
 CAREER PUNT RETURNS: 43-292- 6.8, 18 LG, 0 TDs

87 TIM BRUTON

Tight End 6-3 254
 Missouri
 2nd Year With Colts,
 1st in NFL
 Draft-8, 1991
 Born: June 14, 1967



PRO: Entering his second season with the Colts, his first in the NFL . . . was the Colts' eighth-round pick in the 1991 draft, the 208th selection overall.

1991: Suffered left knee injury 8/17 vs. New Orleans during pre-season . . . underwent reconstructive surgery and spent entire season on injured reserve.

COLLEGE: Four-year starter who ranked as school's third-leading career receiver with 97-1,286, seven TDs . . . was 31-360, one TD as senior to earn second-team All-Big Eight AP honors, along with honorable mention All-America honors by The Poor Man's Guide . . . rated as nation's top TE by The Sporting News and was first-team



All-America by The Poor Man's Guide with 27-305 as junior . . . had career-best 8-109 versus Texas Christian . . . was honorable mention All-America by The Sporting News and honorable mention All-Big Eight after 26-447, three TDs as sophomore . . . was 13-174, three TDs as freshman . . . was redshirt in 1986 with ankle injury . . . sociology major.

PERSONAL: Full name is Tim Leon Bruton . . . born in Nacogdoches, Texas . . . attended Madison High School in Houston . . . listed on Max Emfinger's Fabulous 47 list as senior . . . was 43-791, nine TDs in two seasons . . . was prep teammate of Tampa Bay LB-Broderick Thomas . . . single . . . resides in Houston, Texas.

71 KEVIN CALL

Offensive Tackle 6-7 308
Colorado State
9th Year With Colts
Draft-5B, 1984
Born: November 13, 1961



GAMES STARTED/PLAYED: (1984, 0/16); (1985, 0/13); (1986, 16/16); (1987, 12/12); (1988, 4/8); (1989, 15/15); (1990, 8/8); (1991, 16/16) Total 71/104

PRO: Entering his ninth season with the Colts . . . was the Colts' second pick in the fifth round of the 1984 draft, the 130th selection overall.

1991: Endured season as offensive line's only 16-game starter . . . one of only seven Colts to start each contest . . . was stabilizing force on unit that was forced to use 15 players during season . . . marked second 16-start season of career and first since 1986 . . . nicknamed 'The Creature' for imposing size.

CAREER NOTES: 1990: Started first eight games at RT before suffering shoulder injury 11/5 vs. Giants . . . underwent arthroscopic surgery and spent rest of season on injured reserve . . . was second time in three seasons to miss at least eight games due to injury . . . absence hindered offensive attack (80.1 rushing avg., 27th in NFL, 51 sacks allowed). **1989:** Returned to RT slot in second week of season after preseason arthroscopic right knee surgery . . . started 15 remaining games but was inactive for 9/10 opener vs. San Francisco . . . helped club rank third-best in NFL with only 28 sacks allowed. **1988:** Availability limited due to foot injury suffered 9/11 vs. Chicago . . . had strained arch tendon when stepped on by Bears' William Perry . . . was ruled inactive for seven weeks before returning 11/6 vs. Jets and 11/13 at Green Bay . . . did not play vs. Minnesota 11/20, but played in two subsequent games . . . started first two and final two games of season.

1987: Started all but weeks three through five at RT. . . was second consecutive injury-free season and helped club average 142.9 yards rushing per game, while the team rushed for more than 2,000 yards for the fourth time in the last five seasons. **1986:** Starter for 16 games at RT. . . joined C-Ray Donaldson, OG-Ron Solt and OT-Chris Hinton as 16-game starters . . . was first injury-free season of career. **1985:** Missed game 10/13 vs. Denver and incurred back problems later in season that caused him to miss 11/17 vs. Miami and 11/24 at Kansas City. . . had arthroscopic surgery on knee during training camp and saw reserve duty in most games. **1984:** Served as backup at both tackle positions.

COLLEGE: Four-year starter who earned AP honorable mention All-America and first-team All-WAC honors as senior . . . was honorable mention All-WAC as sophomore and junior . . . referred to by one scouting service as 'a mini-mountain in the midst of the Rockies' for imposing size . . . combined speed, size, strength and agility with technique at tackle position . . . skills helped school finish second in the WAC, sixth in Division 1-A in passing offense, and aided team in



CALL/CASH/CLANCY

setting 45 school and two NCAA marks in 1983 . . . was Playboy preseason All-Far West . . . played in Blue-Gray Game . . . majored in industrial construction management.

PERSONAL: Full name is Kevin Bradley Call . . . born in Boulder, Colo. . . attended Fairview High School . . . was prep grid All-America as senior . . . held school and state shot put (69 feet) and discus records (171) . . . enjoys golf, basketball and slow-pitch softball . . . Call and his wife, Shelly, reside with their children, Ashley (11/2/87) and Austin (11/16/89), in Carmel, Ind.

88 KERRY CASH

Tight End 6-4 252
Texas
2nd Year With Colts
Draft-5, 1991
Born: August 7, 1969



GAMES STARTED/PLAYED: (1991, 2/4) Total 2/4

PRO: Entering his second season with the Colts . . . was the Colts' fifth-round pick in the 1991 draft, the 125th selection overall.

1991: Started two of four appearances . . . was a reserve 9/1 vs. New England and 9/8 at Miami, then assumed starting role 9/15 at Raiders and 9/22 vs. Detroit for injured Pat Beach . . . suffered broken left leg vs. Detroit on lone reception (18 yards) of season . . . spent rest of season on injured reserve.

COLLEGE: Never missed a game during career and ranked as leading TE in school history with 71-979, 10 TDs . . . was 22-285, four TDs as senior to earn consensus first-team All-Southwest Conference honors and third-team All-America notice by Football News and College and Pro Football Newsweekly . . . was 28-391, two TDs as junior and started all but one game . . . reception total was seasonal school mark by TE . . . was 15-257, four TDs as sophomore . . . had career-long 80t snare against Oklahoma and two TDs against Texas Tech . . . was 6-46 as freshman . . . social work major.

PERSONAL: Full name is Kerry Lenard Cash . . . born in San Antonio, Texas . . . attended Holmes High School . . . was all-district WR and also lettered in basketball and track . . . played with brother, Keith, a D7-91 of Washington who played for Pittsburgh in 1991 . . . has 4.9 speed . . . single . . . resides in San Antonio, Texas.

76 SAM CLANCY

Defensive End 6-7 300
Pittsburgh
4th Year With Colts,
9th in NFL
Free Agent-1989
Born: May 29, 1958



GAMES STARTED/PLAYED: (1983, 0/13); (1985, 0/14); (1986, 1/16); (1987, 9/13); (1988, 12/16); (1989, 0/16); (1990, 8/16); (1991, 1/16) Total 31/120 Total with Colts 9/48

PRO: Entering his fourth season with the Colts, his ninth in the NFL . . . signed with Colts as Plan B free agent from Cleveland on April 1, 1989 . . . was originally an eleventh-round pick of Seattle in the 1982 draft, the 284th selection overall . . . granted free agency by Seattle on April 1, 1984 . . . signed with the Pittsburgh Maulers (USFL) on February 10, 1984 . . . was selected by Memphis (USFL) in disper-



sal draft on December 6, 1985 . . . re-signed with Seattle and was traded to Cleveland for seventh-round pick in 1986 draft (Seattle obtained RB-Paul Miles) on August 27, 1985.

1991: Started one of 16 appearances . . . started 10/13 at Buffalo as club opened with four linemen . . . has appeared in all 48 games since joining club and 74 consecutive games, tying for longest streak among active Colts . . . has played in 103 consecutive veteran games to rank 2nd on team . . . is the only defensive player to appear in every game over the last three seasons . . . totaled 25 tackles, 16 solo, 2.5 sacks (17.5 yards) and three QB pressures . . . had five tackles, four solo, and a five-yard sack 12/1 vs. Cleveland for top outing . . . other sacks came 9/8 at Miami (10 yards) and 12/8 at New England (.5-2.5 yards) . . . career totals include 216 tackles, 23.5 sacks (190 yards), six fumbles recovered, five passes defensed and one fumble forced.

CAREER NOTES: 1990: Had top season since joining Colts with eight starts and a club-leading 7.5 sacks (57 yards) . . . opened four games at RE in place of injured Jon Hand and four at LE in place of injured Donnell Thompson . . . was only defensive lineman on squad to appear in every game . . . eight starts marked third-highest seasonal total of career . . . had 48 tackles, 30 unassisted, seven QB pressures and two passes defensed . . . had eight stops, six solo, and an eight-yard sack at Phoenix 12/2 for top outing. **1989:** Saw action as designated pass rusher in nickel package in all 16 games . . . totaled 20 tackles, 10 solo, .5 sacks (1.5 yards), two QB pressures and three fumble recoveries . . . had four stops, three solo, 10/8 vs. Buffalo for top game. **1988:** Started 12 of 16 games at LE or RE for Cleveland . . . did not start 9/4 at Kansas City, 10/16 vs. Philadelphia, 12/12 at Miami and 12/18 vs. Houston . . . had 39 tackles, 30 solo, 4.5 sacks and 32 QB pressures . . . had top game 10/2 at Pittsburgh with six solo stops, two pressures and one sack. **1987:** Started nine of 13 games . . . recorded 22 tackles, 20 solo, two sacks, two passes defensed and two fumbles recovered . . . did not start 9/10 vs. Pittsburgh, 11/8 vs. Atlanta, 11/15 vs. Buffalo and 12/26 at Pittsburgh . . . had four tackles and a fumble recovery vs. Atlanta for top game. **1986:** Saw action in 16 games with first NFL start 10/26 at Minnesota . . . had 56 tackles, 42 solo, and 5.5 sacks (43 yards) . . . had eight tackles and one pass defensed 12/14 at Cincinnati . . . had two sacks in playoffs, 1/3/87 vs. Jets and 1/11/87 vs. Denver. **1985:** Action in 14 games came as reserve . . . did not play weeks two and three . . . had six tackles, four solo, and one sack. **1984:** Played second of two seasons in USFL . . . recorded 120 tackles, 20 sacks and two fumble recoveries in two-season career with Pittsburgh and Memphis. **1983:** Saw action in 13 games as reserve for Seattle . . . action came in passing situations . . . had sack in 31-7 playoff win over Denver 12/24. **1982:** Spent entire season on injured reserve with a knee injury.

COLLEGE: Did not play a single down of football . . . participated in spring drills as DE in 1980 . . . was a four-year basketball letterman . . . averaged 16.3 ppg. and eight rpg. as senior . . . was a member of U.S. gold medal team in 1979 Pan American Games under Coach Bobby Knight . . . majored in special education.

PERSONAL: Full name is Sam Clancy . . . born in Pittsburgh, Pa. . . . attended Brashear High School . . . was standout grid and basketball performer . . . selected Parade prep All-America for basketball . . . was third-round pick of Phoenix Suns in 1981, but failed to make roster . . . played 1981-82 with Billings Volcanos (CBA) . . . averaged 11.5 ppg. in 41-game season . . . hit for 63 points in five playoff games . . . Clancy and his wife, Anetta, reside with their children, Sam Jr. (5/4/80), Samantha (1/2/83) and Samario (12/14/84), in Strongsville, Ohio.



CLARK

32 KEN CLARK

Running Back 5-9 204
Nebraska
3rd Year With Colts
Free Agent-1991
Born: June 11, 1966



GAMES STARTED/PLAYED: (1990, 3/5); (1991, 7/16) Total 10/21
PRO: Entering his third season with the Colts . . . joined the Colts as free agent on May 6, 1991 . . . originally was the Colts' eighth-round pick in the 1990 draft, the 206th selection overall . . . waived by Colts on October 16, 1990 . . . signed to practice squad on October 18, 1990 . . . waived from practice squad on December 30, 1990.

1991: Started seven of 16 appearances, the lone club RB to play in every game . . . was 114-366 rushing (second on club), while being 33-245 receiving (fifth on club) . . . started in tandem with RB-Eric Dickerson 12/1 vs. Cleveland . . . other starts 10/13 at Buffalo, 10/20 vs. Jets, 11/10 at Jets, 11/17 vs. Chicago, 11/24 at Green Bay and 12/15 vs. Buffalo came with RBs-Anthony Johnson and Tim Manoa . . . was 21-74 vs. Buffalo for top attempts and yardage . . . was 11-67 vs. Chicago and 20-50 at Jets for other rushing bests . . . produced 19 of club's 55 rushing first downs . . . had three games with six receptions (52 yards, vs. Miami 11/3; 37 vs. Pittsburgh 10/6; 31, at Buffalo).

CAREER NOTES: 1990: Started first three games in absence of suspended Dickerson, going 7-10 rushing and 5-23 receiving . . . saw limited action 9/30 at Philadelphia and 10/7 vs. Kansas City before being waived and re-signed to practice squad for remainder of season.

COLLEGE: Ranked as second-leading rusher in school history with 494-3,037, 29 TDs in 31 games (behind Mike Rozier's 4,780) . . . was 198-1,196, 12 TDs as senior . . . ranked fourth nationally as junior with 232-1,497, 12 TDs, the third-highest seasonal rushing total in school history . . . rushed for 256 yards vs. Oklahoma State, 225 vs. Kansas State, 167 vs. Oklahoma, 165 vs. Colorado and 146 vs. Iowa State in latter half of season (gained 1,069 yards in last six games) . . . was 64-344, five TDs as sophomore . . . played just nine games due to knee sprain . . . was redshirt in 1986 and played 1985 on freshman team . . . holds degree in criminal justice.

PERSONAL: Full name is Kenneth Clark . . . born in Evergreen, Ala. . . attended Bryan High School in Omaha, Neb. . . was all-state RB . . . single . . . resides in Omaha, Neb.

CAREER STATISTICS

Year	RUSHING					RECEIVING				
	No.	Yds.	Avg.	LG	TD	No.	Yds.	Avg.	LG	TD
1990	7	10	1.4	11	0	5	23	4.6	11	0
1991	114	366	3.2	25	0	33	245	7.4	23	0
TOTAL	121	376	3.1	25	0	38	268	7.1	23	0

CAREER BESTS

RUSHING		RECEIVING	
Carries: 21 vs. Buffalo 12/15/91		Receptions: 6 vs. Pittsburgh 10/6/91	
Yards: 74 vs. Buffalo 12/15/91		at Buffalo 10/13/91	
Longest: 25 vs. NY Jets 10/20/91		vs. Miami 11/3/91	
		Yards: 52 vs. Miami 11/3/91	
		Longest: 23 at NY Jets 11/10/91	



38 EUGENE DANIEL

Defensive Back 5-11 188
Louisiana State
9th Year With Colts
Draft-8, 1984
Born: May 4, 1961



GAMES STARTED/PLAYED: (1984, 13/15); (1985, 16/16); (1986, 15/15); (1987, 11/12); (1988, 15/16); (1989, 14/15); (1990, 15/15); (1991, 16/16) Total 115/120

PRO: Entering his ninth season with the Colts . . . was the Colts' eighth-round pick in the 1984 draft, the 210th selection overall.

1991: Started all games at RCB, his first 16-game start effort since 1985 . . . tied for third on club with 27 consecutive starts . . . totaled 58 tackles, 38 solo, 10 passes defended, three interceptions (22 yards) and one fumble forced . . . 24 career interceptions are tied for eighth-most in club history with Bert Rechichar . . . had seven tackles, three solo, vs. Miami 11/3 for top outing . . . had eight games with at least four stops . . . interceptions came 9/22 vs. Detroit (10 yards), 10/6 vs. Pittsburgh and 10/20 vs. Jets (12 yards) . . . defended passes in 10 different contests . . . forced fumble at Miami 9/8 . . . was only DB to start every game . . . career totals include 477 tackles, 124 passes defended, 24 interceptions (218 yards), five fumbles recovered, four fumbles forced, two sacks (44 yards) and one QB pressure.

CAREER NOTES: 1990: Started 15 games at RCB . . . was inactive 10/7 vs. Kansas City due to knee injury suffered at Philadelphia 9/30 . . . had 59 tackles, 48 unassisted . . . led team with 18 passes defended, while also forcing one fumble. **1989:** Started 14 of 15 games at RCB . . . missed starts 11/19 vs. Jets and 11/26 vs. San Diego due to virus . . . was inactive vs. Jets, but did play extensively vs. San Diego . . . had 51 tackles, 41 solo, one interception (34 yards), 14 passes defended, one forced fumble and one fumble recovered . . . had six stops 9/24 vs. Atlanta, 10/15 at Denver and 11/12 at Buffalo for top tackle games. **1988:** Started every game at RCB except 10/9 at Buffalo . . . ranked eighth on team with 65 tackles, 52 solo, 13 passes defended and two interceptions (44 yards) . . . had 41t interception (first career TD int. return) 10/16 vs. Tampa Bay for deciding score in 35-31 win . . . had eight special teams tackles. **1987:** Missed weeks three through five and start 11/1 at Jets . . . had 39 tackles, 30 solo, 17 passes defended and two interceptions (34 yards) . . . was last player to intercept Dan Fouts at San Diego 12/20 . . . had five unassisted tackles in 1/9/88 Divisional Playoffs at Cleveland. **1986:** Missed contest 11/16 at Jets . . . had 69 stops, 52 solo, two interceptions, a team-high 15 passes defended and one fumble recovery . . . returned blocked punt 13 yards for TD with :20 remaining 12/7 at Atlanta in Colts' 28-23 win. **1985:** Led club for second straight season with eight interceptions (53 yards), T2nd in NFL thefts . . . had 74 tackles, 65 solo, and 23 passes defended . . . named All-AFC by The Football News . . . was 3-45 interceptions and had fumble recovery for 25 yards vs. Green Bay 10/27 to earn AFC Defensive Player of the Week honors . . . three interceptions tied the Colts' single-game record . . . had one interception, nine tackles and a blocked FG vs. Denver 10/13 . . . recovered two fumbles, forced one and had 13 special teams tackles. **1984:** Stepped in at RCB and picked off a team-high six passes . . . had two thefts in debut 9/2 vs. Jets . . . had 62 tackles, 45 unassisted, 14 passes defended and five special teams tackles.

HONORS: 1985: Football News All-AFC Team . . . AFC Defensive Player of the Week 10/27 vs. Green Bay.

COLLEGE: Four-year player at LSU . . . signed originally as a quarterback out of high school, but was converted into a defensive back . . . was LSU's seventh-leading tackler in 1983 with 66 . . . had



DANIEL/DAVIS

four interceptions for 22 yards . . . had 156 career tackles as a Tiger . . . played on LSU's 1982 Orange Bowl team . . . holds degree in marketing.

PERSONAL: Full name is Eugene Daniel . . . born in Baton Rouge, La. . . attended Robert E. Lee High School . . . has 4.48 speed . . . single . . . resides in Atlanta, Ga.

CAREER STATISTICS

INTERCEPTIONS

Year	No.	Yds.	Avg.	LG	TD
1984	6	25	4.2	18	0
1985	8	53	6.6	29	0
1986	2	6	3.0	3	0
1987	2	34	17.0	38	0
1988	2	44	22.0	41t	1
1989	1	34	34.0	34	0
1990	0	0	0.0	0	0
1991	3	22	7.3	12	0
TOTAL	24	218	9.1	41t	1

CAREER BEST

Number: 3 vs. Green Bay 10/27/85
Yards: 45 vs. Green Bay 10/27/85
Longest: 41t vs. Tampa Bay 10/16/88
TDs: 1 vs. Tampa Bay 10/16/88

95 TRAVIS DAVIS

Nose Tackle 6-2 291
Michigan State
2nd Year With Colts,
3rd in NFL
Free Agent-1991
Born: May 10, 1966



GAMES STARTED/PLAYED: (1990, 0/2); (1991, 8/16) Total 8/18

PRO: Entering his second season with the Colts, his third in the NFL . . . signed as free agent with the Colts on March 27, 1991 (was left unprotected by New Orleans) . . . originally was a fourth-round pick of Phoenix in the 1990 draft, the 85th selection overall . . . waived by Phoenix on September 3, 1990 . . . signed as free agent with New Orleans on October 1, 1990.

1991: Started eight of 16 games at NT . . . started games three through six and eleven through 14 . . . was slowed through parts of season by toe injury . . . ranked third among linemen and eighth on club with 59 tackles, 28 solo, and two QB pressures . . . both pressures came vs. Chicago 11/17 . . . had nine stops, five solo, 9/15 at Raiders for top game . . . had at least five tackles in six different games.

CAREER NOTES: 1990: Saw action with Saints 12/23 at San Francisco, 12/31 vs. Rams and in playoffs 1/6/91 at Chicago . . . spent majority of season on practice squad . . . was used in reserve role and had no tackles.

COLLEGE: Four-year letterman and three-year starter who amassed 199 career tackles, 116 unassisted, 24 sacks (third in school history) and 39 tackles for losses (248 yards, second in school history) . . . had 69 tackles, 40 solo, five sacks and eight tackles for losses (52 yards) as senior . . . named honorable mention All-America by The Sporting News and The Football News . . . was Outland and Lombardi Award nominee . . . had 64 tackles, 43 unassisted, five sacks and eight tackles for losses (57 yards) as junior . . . named honorable mention All-America and second-team All-Big Ten by AP . . . notched 44 tackles, 25 unassisted, 12 sacks and 16 tackles for losses (113 yards) as sophomore . . . started two games as freshman and had 22 tackles, eight solo, two sacks and seven tackles for losses (26 yards) . . .



played in Aloha, Rose and Gator Bowls during career . . . holds degree in marketing management.

PERSONAL: Full name is Travis Neil Davis . . . born in Warren, Ohio . . . attended Harding High School . . . was three-year two-way starter who earned All-Ohio notice as senior . . . single . . . resides in Warren, Ohio.

69 RANDY DIXON

Offensive Guard 6-3 305
Pittsburgh
6th Year With Colts
Draft-4, 1987
Born: March 12, 1965



GAMES STARTED/PLAYED: (1987, 0/3); (1988, 16/16); (1989, 16/16); (1990, 14/15); (1991, 11/12) Total 57/62

PRO: Entering his sixth season with the Colts . . . was the Colts' fourth-round pick in the 1987 draft, the 85th selection overall.

1991: Started eleven of 12 appearances . . . was slowed through most of season following right calf pull at Denver 8/2 during pre-season . . . missed start 9/1 vs. New England and played as reserve 9/15 at Raiders . . . re-injured calf in start 9/29 at Seattle and spent next three games on injured reserve . . . returned to start final eight games at LG (starts earlier in season came at RG, his first starting stint on that side of line) . . . was one of 15 linemen to toil for club during injury-filled season . . . joined C-Ray Donaldson, OG-Pat Tomberlin, OT-Irv Pankey and OT-William Schultz as linemen who had stints on injured reserve . . . was one of seven linemen to start more than one position.

CAREER NOTES: **1990:** Started 13 of 14 games at LG . . . missed 9/9 at Buffalo while unsigned and did not start following week 9/16 vs. New England . . . games and starts missed were first since earning starting job prior to 1988 season and snapped streak of 32 consecutive starts . . . participation ranked behind 16-game starters C-Ray Donaldson, LT-Zefross Moss and OG/T-Brian Baldinger . . . had been in lineup for every offensive snap in each of past two seasons.

1989: Started every game and was in lineup for every offensive snap for second consecutive season . . . was one of three Colts linemen to start every game (C-Ray Donaldson, RG-Ben Utt) . . . blocking abilities helped offensive unit hold 115.9 rushing avg. and allow the fourth-lowest sack total (28) in the NFL . . . recovered fumble in end-zone for touchdown 11/12 at Buffalo. **1988:** Earned starting job at LG in second season with Colts . . . was only starter on offensive line for every offensive snap . . . was solid all season, and played vital role in success of Colts offensive production. **1987:** Served as backup at both guard positions . . . played in games 11/15 at Miami, 11/22 at New England and 12/6 at Cleveland during regular season, and in 1/9/88 AFC Divisional Playoffs at Cleveland . . . found playing time sparse as veteran line remained intact throughout entire season.

COLLEGE: Started on offensive line for four years at Pittsburgh . . . emerged as a dominating blocker, earning first-team All-America honors from UPI and The Sporting News, second-team notice from CPFN, third-team honors from AP, while member of the Walter Camp and Kodak All-America units . . . as RT helped Panthers avg. 240.1 ypg. passing as senior . . . managed 90 percent blocking grade as senior . . . was AP and UPI honorable-mention All-America as junior . . . had 17 knockdown blocks against South Carolina as junior . . . alternated with Bill Fralic on both sides of line as sophomore . . . tabbed freshman All-America by Football News in 1983 . . . administration of justice major.

PERSONAL: Full name is Randall Charles Dixon . . . born in Clewiston, Fla. . . attended Clewiston High School . . . earned four letters in track . . . was two-time all-state football selection . . . Dixon and his wife, Patricia, reside with their daughter, Desiree (11/3/91), in Indianapolis.



DONALDSON

53 RAY DONALDSON

Center 6-3 300
 Georgia
 13th Year With Colts
 Draft-2A, 1980
 Born: May 18, 1958



GAMES STARTED/PLAYED: (1980, 0/16); (1981, 16/16); (1982, 9/9); (1983, 16/16); (1984, 16/16); (1985, 16/16); (1986, 16/16); (1987, 12/12); (1988, 16/16); (1989, 16/16); (1990, 16/16); (1991, 3/3) Total 152/168

PRO: Entering his thirteenth season with the Colts . . . was the Colts' first pick in the second round of the 1980 draft, the 32nd selection overall.

1991: Started first three games before suffering broken leg early in 9/15 contest at Raiders . . . had appeared in 168 consecutive veteran games, 152 as starter, prior to injury . . . appearance total ranks second to Johnny Unitas (221, 1956-72) and David Lee (188, 1966-78) in Colts history . . . had started every veteran game since 1981 prior to injury . . . 12 full seasons played ties Lenny Moore, Don Shinnick and Ordell Braase for third-most campaigns in club history . . . longest official streak of career was 107 straight games and 91 straight starts until 1987 replacement games . . . was one of five linemen (OTs-Pat Tomberlin and Irv Pankey and OGs-Randy Dixon and William Schultz) to land on injured reserve.

CAREER NOTES: **1990:** Started all 16 games at center . . . was eighth 16-start season of career . . . anchored young line that had 16-game starters in LT-Zefross Moss and OG/T-Brian Baldinger. **1989:** Leader of line who made third consecutive Pro Bowl start . . . was one of three linemen to start every game . . . helped line allow fourth-fewest sack total in NFL . . . joined LT-Chris Hinton for third consecutive season as starting Pro Bowler. **1988:** One of three linemen to start every game . . . earned Pro Bowl starting nod while performing on line decimated by injuries . . . missed final two offensive possessions vs. Buffalo 12/18 due to nerve injury in shoulder, the first missed playing time in nearly three seasons . . . club surpassed 2,000+ yards rushing for fifth time in past six seasons under his direction. **1987:** Missed weeks three through five . . . earned first start as Pro Bowler . . . participated in every veteran offensive play for the second consecutive season, the only Colt to do so . . . selected UPI AFC All-Star and AP NFL All-Pro second-team . . . helped Colts rushing attack surpass 2,000+ mark for fourth time in the last five seasons. **1986:** Only player on club to participate in all offensive plays . . . selected as Pro Bowl alternate, but played most of contest due to injury to Dwight Stephenson . . . stretched consecutive games played streak through a sixth consecutive season. **1985:** Anchor of a line that allowed Colts to lead the AFC in rushing (2,439) for the second time in three seasons, while becoming the first team in a decade to average 5.0 yards per rush for the season. **1984:** Displayed usual durability by starting all games for fourth consecutive year. **1983:** Colts posted 2,695 yards rushing for a conference-leading 168.4-yard avg., the highest of Donaldson's career . . . earned Pro Bowl nod as alternate. **1982:** Started all nine games in abbreviated season. **1981:** Began career as starter, his second year in the league. **1980:** Served as backup center and guard on offensive line . . . appeared in every game as special teamer . . . had nine tackles, seven unassisted, while also playing on kickoff return unit.

HONORS: **1983:** Pro Bowl First Alternate. **1986:** Pro Bowl Second-Team . . . UPI All-AFC Second-Team . . . AP All-Pro Honorable Mention. **1987:** Pro Bowl Starter . . . UPI All-Star Second-Team . . . AP All-Pro Second-Team. **1988:** Pro Bowl Starter . . . Pro Football Weekly



All-AFC . . . College and Pro Football Newsweekly NFL All-Pro First-Team . . . Football News AFC All-Pro . . . UPI All-AFC Second-Team. **1989:** Pro Bowl Starter . . . UPI All-AFC Second-Team.

COLLEGE: Earned All-America honors from the Sporting News, Associated Press and the Newspaper Enterprise Association . . . played in East-West Shrine Game and the Senior Bowl in 1980 . . . switched from linebacker to center as a sophomore . . . education major.

PERSONAL: Full name is Ray Canute Donaldson . . . born in Rome, Georgia . . . attended East Rome High School . . . Donaldson and his wife, Eileen, reside with their children, Ashley (5/30/85) and Nicholas Ray (5/3/88), in Indianapolis.

11 JEFF GEORGE

Quarterback 6-4 227
Illinois
3rd Year With Colts
Draft-1, 1990
Born: December 8, 1967



GAMES STARTED/PLAYED: (1990, 12/13); (1991, 16/16) Total 28/29

PRO: Entering his third season with the Colts . . . was the Colts' first-round pick in the 1990 draft, the first selection overall . . . pick was obtained along with Atlanta's fourth-round choice in the 1990 draft (Colts chose WR-Stacey Simmons) for OT-Chris Hinton, WR-Andre Rison, the Colts' 1990 fifth-round pick (Falcons chose OT-Reggie Redding) and the Colts' 1991 first-round pick (Falcons chose WR-Mike Pritchard).

1991: One of only seven Colts to start every game . . . was 292-485-2,910, 10 TDs and 12 ints. . . set career seasonal highs in completions, attempts and yardage . . . became first Colts QB since Bert Jones (1981) to start each game in a season and was one of 11 NFL QBs to start each game . . . has started 25 consecutive games, 5th-longest active streak on club and 5th-longest QB streak in club history (92, John Unitas, 1958-65; 45, Bert Jones, 1974-77; 28, Unitas, 1966-67; 26, Unitas, 1956-58) . . . has 5th-longest active starting streak among NFL QBs (124, Dan Marino; 64, Jim Everett; 37, John Elway; 32, Ken O'Brien) . . . 292 completions ranked 5th in NFL while 485 attempts were 7th and set club seasonal records (besting Greg Landry, 270-457, 1979), while 60.2 comp. pct. was only 2nd 60+ pct. season in team history (Jones, 60.4, 1976) . . . comp. pct. ranked 5th in AFC, 8th in NFL . . . topped 50+ pct. in club-record 14 consecutive outings before 16-33 outing vs. Chicago 11/17 ended streak (Jones held previous high of 13 from 11/30/75 through 11/7/76) . . . has topped 50+ pct. in 24 of 29 career games, 20 of last 23 . . . ranks 1st in initial two-year totals for games (29), attempts (819), completions (473), yards (5,062), pct. (57.8) among seven QBs taken in Common Draft as overall 1st pick of draft (Terry Bradshaw, 1970; Jim Plunkett, 1971; Steve Bartkowski, 1975; John Elway, 1983; Vinny Testaverde, 1987; Troy Aikman, 1989), along with being only one to throw for more TDs than ints. (26:25) . . . ranks 5th in Colts history in career completions and attempts and 6th in yardage . . . was 16-26-239, three TDs, two ints. at Jets 11/10 to earn AFC Offensive Player of the Week honors . . . three TD passes tied career-high set twice in 1990 (11/25 at Cincinnati, 12/22 vs. Washington) . . . was 29-40-348, two TDs, one int. vs. Detroit 9/22 to set career-highs in completions and yardage . . . had season-best 105.1 rating vs. Lions . . . completions tied Landry (12/2/79 vs. Jets) for 2nd-highest single-game total in club history (36, Jones, 12/15/74 vs. Jets) . . . was 27-42-301, one TD, two ints. vs. New England 9/1 to set career-high in attempts . . . was sacked 56-481 for season to establish club record for sacks and yards



GEORGE

lost by an individual QB (Landry, 42, 1979; Bill Troup, 32-340 yards, 1978) . . . was not sacked at Jets, lone outing in 29-game career without a sack . . . took every offensive snap in 11 of 16 outings . . . 2.5 int. pct. ranked as 3rd-lowest seasonal mark in team history (2.0, Uinitas, 1964; 2.3, Jones, 1975).

CAREER NOTES: 1990: Started 12 of 13 games and posted 5-7 record as starter . . . did not start weeks four through seven due to abdominal strain 9/16 vs. New England . . . participation was limited at Houston 9/23 due to injury, while bruised knee 10/28 vs. Miami also hindered play . . . had fourth-quarter concussion at Buffalo 9/9 . . . rebounded to post 5-3 record during second half of season . . . was 181-334-2,152, 16 TDs and 13 interceptions . . . became only the eighth of 34 rookie starting QBs in NFL since 1961 to throw more TD passes than ints. . . the others were Fran Tarkenton (1961), Joe Namath (1965), Greg Cook (1969), Jim Plunkett (1971), Jim McMahon (1982), Dan Marino (1983) and Bernie Kosar (1985) . . . including George, only 10 of the 34 passed for 2,000+ yards and had 300+ attempts . . . of the 10 with 300+ attempts, only four had 50+ pct., with George's 54.2 bettered only by Dennis Shaw's 55.5 (Buffalo, 1970) . . . George's int. total was lowest of any rookie with 300+ attempts, bettering mark of Namath (15) . . . rookie totals ranked behind Jack Trudeau (204-417-2,225, 1986) for second-place in Colts history . . . 200+ efforts were: 18-33-252, three TDs (109.8 rating) vs. Washington 12/22; 21-31-251, three TDs (124.7) at Cincinnati 11/25; 14-22-249, two TDs/one int. (113.9) vs. Jets 11/18; 18-30-222, two TDs and ints. (77.4) at Miami 12/30; 17-27-212, one TD (99.8) at Jets 12/16 . . . was sacked 37/320 . . . was 11-2, one TD rushing . . . had one-yard TD dive vs. Buffalo 12/9.

HONORS: 1990: UPI NFL All-Rookie Team . . . Pro Football Weekly NFL All-Rookie Team . . . College and Pro Football Newsweekly NFL All-Rookie Team . . . Football Digest NFL All-Rookie Team . . . Football News NFL All-Rookie Team . . . PFWA NFL All-Rookie Team . . . "The National" NFL Rookie of the Year. **1991:** AFC Offensive Player of the Week 11/10 at Jets.

COLLEGE: Starter at Illinois as sophomore and junior, after transferring from Purdue following 1986 freshman season (was redshirt transfer in 1987) . . . ranked behind Jack Trudeau (8,146) and Tony Eason (6,608) in career passing yardage with totals of 428-714-4,674, 28 TDs and 19 interceptions . . . was 20-4 as starter for career . . . earned second-team All-America notice by The Poor Man's Guide and honorable mention All-America nod from The Sporting News as junior . . . was 216-348-2,417, 19 TDs and eleven interceptions . . . named AP and UPI first-team All-Big Ten . . . led Big Ten and ranked 24th nationally with 240.8 passing avg./game . . . had two late TD tosses and was 27-43-248 vs. USC in 1989 opener . . . led club to scores in 10 of 12 two-minute drives as junior . . . was 42-63-522, five TDs in fourth-quarter passing as junior, 28-35-355, five TDs in final seven minutes of games . . . junior TD passing total was one shy of school seasonal mark of Eason (1981) . . . was 26-38-321, three TDs in 31-21 Citrus Bowl win over Virginia . . . tabbed AP second-team Big Ten as sophomore . . . was 212-366-2,257, nine TDs and eight interceptions . . . was 20-37-194 vs. Florida in the All-American Bowl . . . played in seven games as freshman at Purdue (missed four games with lumbar stress fracture) . . . was 122-227-1,217, four TDs and 15 interceptions . . . career regular season totals were 550-941-5,891, 32 TDs and 34 interceptions (596-1,016-6,406, 35 TDs and 37 interceptions with two bowl games) . . . holds degree in speech communications.

PERSONAL: Full name is Jeffrey Scott George . . . born in Indianapolis, Ind. . . attended Warren Central High School . . . three-year grid starter who led school to state titles in 1984 and 1985 . . . was 36-2 as starter, including 28-game winning streak during final two years . . . was 543-965-8,126, 94 TDs and 33 interceptions for career . . . yardage and TD totals ranked third on alltime national prep charts . . . was 252-422-3,094, 45 TDs as senior . . . had six TD tosses vs. Muncie South . . . earned National Prep Player-of-the-Year



nominations by USA Today, Gatorade/Scholastic Coach Magazine, the Washington Touchdown Club and the National High School Coaches Association . . . was 200-340-3,336, 39 TDs as junior . . . lettered three times in basketball and baseball . . . was honorable mention all-state basketballer with 16.0 ppg. avg. as junior . . . averaged 18.7 ppg. as senior and scored 1,002 career points . . . played SS with career .456 BA, 10 HR and 81 RBI . . . earned nine prep letters and combined record of varsity teams was 163-36 . . . single . . . resides in Indianapolis.

CAREER STATISTICS

Year	PASSING							RUSHING				
	Att-Comp.	Yds.	Pct.	Int.	LG	TD	Rat.	No.	Yds.	Avg.	LG	TD
1990	334-181	2152	54.2	13	75	16	73.8	11	2	0.2	6	1
1991	485-292	2910	60.2	12	49t	10	73.8	16	36	2.3	13	0
TOTAL	819-473	5062	57.8	25	75	26	73.8	27	38	1.4	13	1

CAREER BEST

PASSING			RUSHING		
Attempts:	42 vs. New Eng. 9/1/91		Carries:	3 vs. New Eng. 9/16/90	
Completions:	29 vs. Detroit 9/22/91			at Green Bay 11/24/91	
Yards:	348 vs. Detroit 9/22/91		Yards:	18 vs. Chicago 11/17/91	
Longest:	75 at Cinc. 11/25/90		Longest:	13 at Tampa Bay 12/22/91	
TDs:	3 at Cinc. 11/25/90		TDs:	1 vs. Buffalo 12/9/90	
	vs. Wash. 12/22/90				
	at NY Jets 11/10/91				

1990 GAME-BY-GAME PASSING

Date	Opponent	Att-Comp.	Yds.	Pct.	TD	In	LG	Tkd.	Rat.	Result
9/ 9*	at Buffalo	24-13	160	54.2	1	0	25t	3/25	88.9	L 10-26
9/16*	NEW ENGLAND	24-12	160	50.0	1	4	68t	2/17	46.0	L 14-16
9/23*	at Houston	14- 5	42	35.7	0	1	19	2/18	14.8	L 10-24
9/30	at Philadelphia									DNP - INJURED (abdomen)
10/ 7	KANSAS CITY									DNP - INJURED (abdomen)
10/21	DENVER									DNP - INJURED (abdomen)
10/28	MIAMI	15- 8	77	53.3	0	1	22	2/16	40.0	L 7-27
11/ 5*	N.Y. GIANTS	37-23	160	62.2	0	0	29	3/34	72.0	L 7-24
11/11*	at New Eng.	24- 6	106	25.0	1	0	26	1/ 5	59.6	W13-10
11/18*	N.Y. JETS	22-14	249	63.6	2	1	50	4/24	113.9	W17-14
11/25*	at Cincinnati	31-21	251	67.7	3	0	75	1/14	124.7	W34-20
12/ 2*	at Phoenix	28-13	168	46.4	2	1	46	4/26	74.5	L 17-20
12/ 9*	BUFFALO	25-13	93	52.0	0	3	41	5/41	21.4	L 7-31
12/16*	at N.Y. Jets	27-17	212	63.0	1	0	62	3/35	99.7	W29-21
12/22*	WASHINGTON	33-18	252	54.5	3	0	42t	4/36	109.8	W35-28
12/30*	at Miami	30-18	222	60.0	2	2	64t	3/29	77.4	L 17-23

1991 GAME-BY-GAME PASSING

Date	Opponent	Att-Comp.	Yds.	Pct.	TD	In	LG	Tkd.	Rat.	Result
9/ 1*	NEW ENGLAND	42-27	301	64.3	1	2	35t	4/30	73.6	L 7-16
9/ 8*	at Miami	31-17	98	54.8	0	0	14	2/17	61.0	L 6-17
9/15*	at Raiders	32-21	220	65.6	0	0	31	3/27	85.5	L 0-16
9/22*	DETROIT	40-29	348	72.5	2	1	38	4/24	105.1	L 24-33
9/29*	at Seattle	31-17	144	54.8	0	2	22	4/51	40.1	L 3-31
10/ 6*	PITTSBURGH	28-22	191	78.6	0	0	33	5/44	95.2	L 3-21
10/13*	at Buffalo	33-22	168	66.7	0	1	15	1/ 5	66.5	L 6-42
10/20*	N.Y. JETS	22-14	107	63.6	0	0	16	4/28	75.4	L 6-17
11/ 3*	MIAMI	34-18	189	52.9	0	1	24	1/ 6	57.3	L 6-10
11/10*	at N.Y. Jets	26-16	239	61.5	3	2	49t	0/ 0	98.0	W28-27
11/17*	CHICAGO	33-16	176	48.5	2	0	25	5/36	85.1	L 17-31
11/24*	at Green Bay	40-21	184	52.5	1	1	21	7/67	63.0	L 10-14
12/ 1*	CLEVELAND	21-10	100	47.6	0	2	21	6/72	22.1	L 0-31
12/ 8*	at New Eng.#	24-15	159	62.5	1	0	46	3/12	95.9	L 17-23
12/15*	BUFFALO	11- 7	83	63.6	0	0	28	2/25	86.6	L 7-35
12/22*	at Tampa Bay	37-20	203	54.1	0	0	20	5/37	70.1	L 3-17

* Starter
Overtime



GEORGE/GOODE

JEFF GEORGE VS. THE NFL

OPPONENT	GAMES	ATT.	COMP.	YDS.	PCT.	TD	INT.	LG	TKLD.
Buffalo	4	93	55	504	59.1	1	4	28	11/96
Chicago	1	33	16	176	48.5	2	0	25	5/36
Cincinnati	1	31	21	251	67.7	3	0	75	1/14
Cleveland	1	21	10	100	47.6	0	2	21	6/72
Detroit	1	40	29	348	72.5	2	1	38	4/24
Green Bay	1	40	21	184	52.5	1	1	21	7/67
Houston	1	14	5	42	35.7	0	1	19	2/18
L.A. Raiders	1	32	21	220	65.6	0	0	31	3/27
Miami	4	110	61	586	55.5	2	4	64t	8/68
New England	4	114	60	726	52.6	4	6	68t	10/64
N.Y. Giants	1	37	23	160	62.2	0	0	29	3/34
N.Y. Jets	4	97	61	807	62.9	6	3	62	11/87
Phoenix	1	28	13	168	46.4	2	1	46	4/26
Pittsburgh	1	28	22	191	78.6	0	0	33	5/44
Seattle	1	31	17	144	54.8	0	2	22	4/51
Tampa Bay	1	37	20	203	54.1	0	0	20	5/37
Washington	1	33	18	252	54.5	3	0	42t	4/36

GEORGE'S TOP FIVE PASSING GAMES

YARDS	OPPONENT	DATE	ATT.	COMP.	PCT.	TD	INT.
348	DETROIT	9/22/91	40	29	72.5	2	1
301	NEW ENGLAND	9/ 1/91	42	27	64.3	1	2
252	WASHINGTON	12/22/90	33	18	54.5	3	0
251	at Cincinnati	11/25/90	31	21	67.7	3	0
249	N.Y. JETS	11/18/90	22	14	63.6	2	1

37 CHRIS GOODE

Defensive Back 6-0 199
Alabama
6th Year With Colts
Draft-10, 1987
Born: September 17, 1963



GAMES STARTED/PLAYED: (1987, 0/8); (1988, 8/13); (1989, 8/15); (1990, 10/16); (1991, 15/15) Total 41/67

PRO: Entering his sixth season with the Colts . . . was the Colts' tenth-round pick in the 1987 draft, the 253rd selection overall.

1991: Started 15 games at LCB, highest seasonal start total of career . . . missed game 11/24 at Green Bay due to neck/shoulder injury . . . ranked 4th on team, first among DBs, with 79 tackles, 66 solo . . . led team with 19 passes defended . . . added two sacks (13 yards) and two interceptions (27 yards) . . . totaled eight solo tackles, three passes defended, one interception and one sack (eight yards) 11/17 vs. Chicago for top game . . . had nine solo tackles 12/15 vs. Buffalo for top tackle outing . . . had three passes defended 9/15 at Raiders and 11/10 at Jets . . . had sack at New England (five yards) and interception (27 yards) 9/22 vs. Detroit . . . had nine games with at least five tackles and six games with seven or more . . . career statistics include 191 tackles, 58 passes defended, five interceptions (90 yards), five fumbles recovered, two sacks (13 yards), two fumbles forced and one QB pressure.

CAREER NOTES: 1990: Started 10 of 16 games . . . started at RCB vs. Kansas City 10/7 in place of injured Eugene Daniel . . . started weeks seven through 12 and 14-16 at LCB . . . had 35 tackles, 25 unassisted, eleven passes defended, one interception (10 yards), two fumbles recovered and one fumble forced . . . had 54t fumble return vs. Miami 10/28 . . . had four tackles and four passes defended vs. Washington 12/22 . . . had six tackles on kickoff coverage unit. **1989:** Started eight of 15 games . . . did not start 9/10 vs. San Francisco



due to knee and groin injuries, but served in nickel package . . . started weeks two through five and seven through 10 at LCB . . . did not start 10/15 at Denver . . . missed game 11/19 vs. Jets with hamstring injury . . . had 34 tackles, 27 solo, eleven passes defended and one QB pressure . . . had 10 special teams tackles, four solo, and two blocked punts (vs. San Francisco and 12/17 vs. Miami). **1988:** Provided solid coverage in secondary before knee injury ended season . . . began as backup, then started at RCB 10/9 at Buffalo in place of injured Eugene Daniel . . . was shifted to LCB, replacing Willie Tullis . . . played in 13 games, eight as starter, before missing final three games . . . starting string ended 11/27 vs. New England . . . had 38 tackles, 31 unassisted, 16 passes defended, three fumble recoveries, two interceptions (53 yards) and one fumble recovery. **1987:** Appeared in final eight games of season, after spending first half of year on injured reserve (abdominal strain/contusion) . . . saw action as reserve and special teamer . . . had five tackles defensively and one pass defended, plus eleven tackles, eight solo, on kickoff coverage unit.

COLLEGE: Played two seasons at Alabama following a red-shirt year in 1984 . . . had top year as senior with 35 tackles and three passes defended . . . contributed six tackles in nine games as a reserve in 1985 . . . began collegiate career as halfback at North Alabama . . . communications major . . . brothers Kerry and Pierre played for Alabama during 1987.

PERSONAL: Full name is Christopher Kimberly Goode . . . born in Town Creek, Ala. . . . attended Hazelwood High School . . . led team to state high school title by rushing for 1,528 yards and four TDs while intercepting eleven passes . . . rushed for 269 yards on just six carries during a game as a senior . . . single . . . resides in Town Creek, Ala.

26 ALAN GRANT

Defensive Back 5-10 187
Stanford
3rd Year With Colts
Draft-4C, 1990
Born: October 1, 1966



GAMES STARTED/PLAYED: (1990, 7/16); (1991, 1/16) Total 8/32

PRO: Entering his third season with the Colts . . . was the Colts' third choice in the fourth round of the 1990 draft, the 103rd selection overall . . . pick was obtained from Washington, along with the Redskins' 1990 eighth-round pick (Colts selected DB-Harvey Wilson) for the Colts' 1989 fifth-round pick (Redskins selected DB-Tim Smiley).

1991: Saw action in all 16 games . . . started 11/24 at Green Bay for injured Chris Goode . . . has played in 32 consecutive games, tied for 5th-longest streak on club . . . had 21 tackles, 19 solo, four passes defended and one forced fumble . . . totaled four solo tackles 9/22 vs. Detroit for top tackle outing . . . had three solo tackles, one pass defended and one forced fumble at Green Bay . . . recorded three tackles 11/10 at Jets, 11/17 vs. Chicago and 12/22 at Tampa Bay . . . had passes defended 9/15 at L.A. Raiders and 11/3 vs. Miami . . . had four special teams tackles . . . career statistics include 71 tackles, 18 passes defended, two fumbles forced, one interception (25 yards) and one fumble recovered, along with 18-16.7 KOR avg.

CAREER NOTES: 1990: Started seven of 16 games at LCB . . . was only rookie to start first six games . . . saw extensive action as reserve over final nine games . . . had 50 tackles, 38 unassisted, 14 passes defended, one fumble forced and one interception . . . had 25t int. return with :50 remaining in 35-28 win over Washington 12/22 (also had four tackles, three unassisted) . . . had nine tackles, eight solo, and forced a fumble vs. Denver 10/21 for top outing . . . had six tackles and four passes defended vs. New England 9/16 . . . was



GRANT/HAND

15-280-18.7 KOR.

COLLEGE: Four-year performer at CB who did not miss a start in 44-game career . . . had 167 career tackles, 78 solo, three interceptions (78 yards) and 18 passes defended . . . was 93-894-9.6 avg., two TDs, setting school PR records in returns and yardage . . . had career-long 77t PR vs. Washington as sophomore . . . held 23.3 avg. on 33 career KOR . . . named honorable mention All-Pac Ten by coaches as senior . . . was second-team selection as junior . . . was third-team AP All-America and first-team All-Pac Ten as return specialist . . . was redshirt in 1985 . . . English major.

PERSONAL: Full name is Alan Grant . . . born in Pasadena, Calif. . . . attended St. Francis High School . . . rushed for 1,450 yards and 13 TDs as senior (125 avg.) . . . was consensus all-area and all-league pick . . . ran track and had 300-meter hurdle best of 38.2 . . . single . . . resides in Pasadena, Calif.

78 JON HAND

Defensive End 6-7 301
Alabama
7th Year With Colts
Draft-1, 1986
Born: November 13, 1963



GAMES STARTED/PLAYED: (1986, 15/15); (1987, 11/12); (1988, 15/15); (1989, 15/16); (1990, 12/12); (1991, 16/16) Total 84/86

PRO: Entering his seventh season with the Colts . . . was the Colts' first-round pick in the 1986 draft, the fourth selection overall . . . pick was obtained in trade with New Orleans as clubs switched positions in first round and Saints received Colts' 1986 third-round pick (Saints tabbed OT-Jim Dombrowski with sixth overall pick and LB-Pat Swilling in third round).

1991: Started 16 games at RE . . . one of only seven Colts to start each contest . . . 16-start campaign was first of career . . . ranks sixth on team with 18 consecutive starts . . . had 60 tackles, 40 unassisted . . . led team with seven QB pressures . . . tied with ROLB-Duane Bickett and LE-Donnell Thompson for team-high honors with five sacks (38 yards) . . . had one fumble recovery . . . had seven tackles, five solo, and two sacks (12 yards) at New England 12/8 for top game . . . had six tackles, five solo, vs. Buffalo 12/15 and six tackles, three unassisted, vs. Detroit 9/22 . . . had other sacks 11/17 vs. Chicago (three yards), 11/24 at Green Bay (12 yards) and 12/1 vs. Cleveland . . . recovered fumble came 9/1 vs. New England . . . career totals include 430 tackles, eight forced fumbles, seven recovered fumbles, 30.5 sacks (230.5 yards), 47 QB pressures, two passes defended and one interception (eight yards).

CAREER NOTES: **1990:** Started 12 games at RE . . . was unsigned 9/9 at Buffalo . . . missed 12/2 at Phoenix, 12/9 vs. Buffalo and 12/16 at Jets due to knee injury suffered 11/25 at Cincinnati . . . had 63 tackles, 44 unassisted, 3.5 sacks (27.5 yards), seven QB pressures, two passes defended, one forced fumble and one fumble recovery . . . had nine tackles, four unassisted, at Miami 12/30 for top game. **1989:** Enjoyed finest season with 85 tackles, 57 unassisted, 10 sacks (85 yards), nine QB pressures, four forced fumbles, two fumble recoveries and two batted passes . . . did not start 12/24 at New Orleans (pulled calf in warmups) . . . had season-high eleven tackles, eight solo, 1.5 sacks (nine yards) 11/12 at Buffalo for top game . . . was first double digit sack total by a Colt since Johnnie Cooks in 1984 and helped club produce highest total (46) since 1977. **1988:** Missed game at Green Bay 11/13 due to groin injury suffered vs. Jets 11/6 . . . led club with five sacks (34 yards), while totaling 73 tackles, 51 solo, 10 QB pressures and one fumble recovery. **1987:** Missed weeks three



through five and start 12/13 vs. Buffalo . . . had 67 tackles, 41 solo, two sacks (14 yards), three QB pressures and one forced fumble . . . had nine stops vs. Miami and vs. New England 10/25 for top games . . . had six solo tackles in Divisional Playoffs 1/9/88 at Cleveland. **1986:** Missed start 10/12 vs. New Orleans . . . had 82 tackles, 53 solo, eleven QB pressures, five sacks, two fumbles forced, two fumble recoveries and one interception . . . had eleven stops 9/7 at New England . . . had four eight-tackle efforts and recovered two fumbles 12/7 at Atlanta while forcing one.

HONORS: **1986:** Pro Football Weekly NFL All-Rookie Team.

COLLEGE: Started every game in 1985, earning first-team All-America honors from The Sporting News and second-team notice by The Football News . . . had 77 tackles, 44 unassisted, eight loss-tackles for 29 yards, and one interception as senior . . . had 234 career tackles (27 for losses) . . . had 13 stops against Penn State, 12 against Tennessee and eleven against Southern Mississippi as senior . . . was first-team All-SEC by AP, UPI and SEC Coaches as senior . . . played 44 games during career . . . majored in criminal justice.

PERSONAL: Full name is Jon Thomas Hand . . . born in Sylacauga, Ala. . . attended Sylacauga High School . . . earned Parade Magazine All-America honors, along with excelling in basketball and track . . . was state champion in the shot put . . . was academic prep All-America . . . all-time favorite athlete is Bubba Smith . . . once served as a stand-in for Smith in the movie "Stroker's Ace" . . . has made annual donations to the Noble Center for Retarded Citizens in Indianapolis during career performance pledge of \$100 per tackle . . . Hand and his wife, Tanya, reside with their daughters Jessica Elizabeth (1/31/89) and Joie (12/11/90) in Indianapolis.

9 MARK HERRMANN

Quarterback 6-4 220
Purdue
5th Year With Colts,
11th in NFL
Waivers-L.A. Rams, 1990
Born: January 8, 1959



GAMES STARTED/PLAYED: (1982, 0/2); (1983, 1/2); (1984, 2/3); (1985, 4/9); (1986, 1/4); (1987, 2/3); (1988, 0/4); (1989, 0/3); (1990, 0/3); (1991, 0/2) **Total 10/35 Total with Colts 3/10**

PRO: Entering his fifth season with the Colts, his eleventh in the NFL . . . claimed off waivers by Colts from Rams on September 4, 1990 . . . originally was a fourth-round pick of Denver in 1981, the 98th selection overall . . . traded to the Colts along with OT-Chris Hinton and Broncos first-round pick in 1984 (Colts chose OG-Ron Solt) for QB-John Elway on May 2, 1983 . . . traded by Colts to San Diego on March 27, 1985 for Chargers D10-85 (Colts chose DT-Andre Pinesett) . . . was traded by Chargers back to Colts on April 27, 1988 for future considerations . . . was released by Colts on August 23, 1988, and signed by Rams on August 30, 1988.

1991: Saw action in two games . . . was 11-19-137, three interceptions vs. Buffalo 12/15 in most extensive action . . . replaced injured QB-Jeff George vs. Buffalo . . . replaced George for one play 10/20 vs. Jets and did not attempt a pass . . . was third quarterback 9/1 vs. New England, 9/15 at L.A. Raiders, 9/22 vs. Detroit and 9/29 at Seattle.

CAREER NOTES: **1990:** Saw action in three games . . . was 1-1-6 yards at Houston 9/23 in most extensive action . . . appeared in relief of injured QBs-Jeff George and Jack Trudeau at Houston and suffered separated shoulder late in contest . . . spent seven weeks on injured reserve before returning to active roster for final six games . . . played 12/2 at Phoenix and directed final drive 12/16 at Jets. **1989:** Appeared in three games for Rams . . . was 1-1-12 yards vs. Jets 12/17,



HERRMANN

did not attempt a pass against Phoenix 11/19 and was 3-4-47, one int. at New Orleans 11/26 . . . suffered a fractured rib in third preseason outing. **1988:** Played in four games and was 4-5-38 yards for season . . . was 3-3-23 vs. Raiders 9/18 and 1-2-15 vs. Atlanta 10/9. **1987:** Was 37-57-405 yards, one TD and five ints. for Chargers . . . was 12-19-140, one int. at Seattle 10/22 . . . was 12-15-142, one TD at Houston 12/6. **1986:** Hit 51 of 97 passes for 627 yards, two TDs and three ints. for season . . . was 18-32-181, one TD and int. at Kansas City 10/19 . . . enjoyed best game vs. Raiders 11/20, completing 13-23 for 198 yards and one touchdown. **1985:** Was 132-201-1,537, 10 TDs and ints. in most extensive seasonal duty of career . . . was 26-35-344 yards, three TDs and ints. vs. Seattle 10/6 . . . was 37-58-362 at Kansas City 12/22 to tie club mark for completions and set club mark for attempts . . . was 26-36-320, two TDs vs. Kansas City 10/13 for other outing. **1984:** Completed 18 of 32 for 222 yards and one touchdown for Colts vs. San Diego 10/4 . . . was 5-13-57, one interception in other start vs. Pittsburgh 10/21 . . . seasonal totals were 29-56-352, one TD and six ints. **1983:** Suffered broken collarbone early in training camp and spent first eight weeks on injured reserve . . . was 9-19-129 in lone start 10/30 at Miami . . . first action of season came 11/13 vs. Pittsburgh and was 8-17-128. **1982:** Saw action in two games for Denver . . . went 14-28-233, one TD at Raiders 12/26 in first pro outing . . . started 1/2/83 at Seattle and was 18-32-188. **1981:** Was active for all 16 games but did not see any action.

COLLEGE: Four-year starter at Purdue . . . finished collegiate career as major college football's all-time passing leader with nine NCAA, six Big Ten and 23 Purdue records . . . was 717-1,218-9,946, 67 TDs for career . . . started 42 games and threw for average of 210 yards per game . . . was first college quarterback to top 9,000 yard mark . . . finished fourth in Heisman Trophy voting as senior . . . selected Offensive MVP for efforts in '78 Peach Bowl, '79 Bluebonnet Bowl and '80 Liberty Bowl . . . also played in Japan Bowl and Hula Bowl after senior season . . . earned degree in Business Management.

PERSONAL: Full name is Mark Donald Herrmann . . . born in Cincinnati, Ohio . . . attended Carmel High School in Indianapolis where he earned three letters in football and basketball and one in baseball . . . led Carmel to state basketball championship . . . Herrmann and his wife, Susie, reside with their children, Brady (6/29/86) and Whitney (12/28/88), in Indianapolis.

CAREER STATISTICS

PASSING

Year	Att-Comp.	Yds.	Pct.	Int.	LG	TD
1982 Den	60- 32	421	53.3	4	39	1
1983	36- 18	256	50.0	3	35	0
1984	56- 29	352	51.8	6	74t	1
1985 SD	201-132	1537	65.7	10	59	10
1986 SD	97- 51	627	52.6	3	28	2
1987 SD	57- 37	405	64.9	5	34	1
1988 Rams	5- 4	38	80.0	0	15	0
1989 Rams	5- 4	59	80.0	1	23	0
1990	1- 1	6	100.0	0	6	0
1991	19- 11	137	57.9	3	26	0
TOTAL	537-319	3838	59.4	35	74t	15

CAREER BEST

Attempts:	58 at Kansas City 12/22/85
Completions:	37 at Kansas City 12/22/85
Yards:	362 at Kansas City 12/22/85
Longest:	74t vs. San Diego 11/ 4/84
TDs:	3 at Kansas City 12/22/85



54 JEFF HERROD

Linebacker 6-0 249
Mississippi
5th Year With Colts
Draft-9, 1988
Born: July 29, 1966



GAMES STARTED/PLAYED: (1988, 0/16); (1989, 14/15); (1990, 13/13); (1991, 14/14) Total 41/58

PRO: Entering his fifth season with the Colts . . . was the Colts' ninth-round pick in the 1988 draft, the 243rd selection overall.

1991: Started 14 games at RILB . . . was inactive 10/6 vs. Pittsburgh and 10/13 at Buffalo due to ankle injury suffered 9/29 at Seattle . . . returned to start final nine contests . . . led team in tackles for third consecutive season with career-high 160, 105 unassisted . . . added 2.5 sacks (22.5 yards), two QB pressures, one interception (25 yards), two passes defended and three fumble recoveries . . . led or tied for game-high tackle honors 11 times . . . had 10 double-digit tackle games, with low game of eight (three times) . . . posted 16 tackles twice (9/22 vs. Detroit, 13 solo; 12/8 at New England, 11 solo) . . . had 15 tackles, nine solo, vs. New England 9/1 . . . recovered fumbles 9/8 at Miami, vs. Detroit and 12/22 at Tampa Bay . . . sacks came at Miami (eight yards), 9/15 at L.A. Raiders (12 yards) and at New England (.5, 2.5 yards) . . . had interception at Tampa Bay . . . had three special teams stops . . . has 27 career double-digit tackle games (1989, 8; 1990, 9; 1991, 10) . . . career totals include 491 tackles, three forced fumbles, three recovered fumbles, 10.0 sacks (81 yards), 11 QB pressures, five passes defended and two interceptions (37 yards).

CAREER NOTES: **1990:** Started 13 games at LILB . . . missed game 9/9 at Buffalo while unsigned . . . missed games 9/23 at Houston and 9/30 at Philadelphia with pelvic injury . . . led team in tackles with 155, 95 unassisted, along with 4.5 sacks (35.5 yards), seven QB pressures, one interception (12 yards), five passes defended and one forced fumble . . . had team- and seasonal-high 16 tackles three times (10/21 vs. Denver, nine solo; 11/18 vs. Jets, nine solo; 12/30 at Miami, seven solo) . . . had double figure tackles in nine games and had fewer than eight tackles only once . . . forced fumble in end zone at Cincinnati 11/25 to save TD. **1989:** Started 14 of 15 games . . . was inactive 9/17 at Rams and did not start 9/24 vs. Atlanta due to groin injury suffered in 9/10 opener vs. San Francisco . . . led team with 154 tackles, 104 unassisted, along with two sacks (14 yards), two forced fumbles and two passes defended . . . had career-high 19 tackles, 14 solo, 10/29 vs. New England for top game . . . had at least 10 stops in eight games . . . had five tackles on punt coverage team. **1988:** Saw action in 16 contests as reserve and special teamer . . . filled in as back-up in nickel situations . . . had 30 special teams tackles, including 21 on kickoff unit . . . had 22 defensive tackles, 18 solo, and one sack . . . sacked Jim Kelly vs. Buffalo 12/18 on game-ending attempt to seal 17-14 win.

COLLEGE: Reached double figures in tackles in eight games as senior, including 23 vs. Arkansas State . . . named Defensive Player of the Game in the Blue-Gray contest with 17 tackles . . . had 150 tackles as senior, 78 solo, four passes defended and one interception . . . totaled 528 career tackles, 256 solo, seven fumbles forced, five fumbles recovered and three interceptions . . . was AP All-SEC second-team as junior with 168 tackles . . . had 22 career games with double-digit tackle totals . . . was Football News All-America third-team as sophomore with 136 tackles . . . started three seasons and played in eight games as freshman . . . sports management major.

PERSONAL: Full name is Jeff Sylvester Herrod . . . born in Birmingham,



HERROD/HESTER

Ala... attended Banks High School... was grid all-state as senior... earned three letters in football and one in basketball... had 131 stops as senior... is first cousin of actor, "Mr. T"... Herrod has three children, Marcus (11/27/83), Jeff Jr. (11/4/88) and Shauntel (1/14/90), and resides in Indianapolis.

84 JESSIE HESTER

Wide Receiver 5-11 175
Florida State
3rd Year With Colts,
7th in NFL
Free Agent-1990
Born: January 21, 1963



GAMES STARTED/PLAYED: (1985, 16/16); (1986, 1/13); (1987, 0/10); (1988, 3/16); (1990, 14/16); (1991, 16/16) Total 50/87 Total with Colts 30/32

PRO: Entering his third season with the Colts, his seventh in the NFL... signed as free agent with the Colts on March 23, 1990... originally was first-round pick of the Raiders in the 1985 draft, the 23rd selection overall... traded to Atlanta on August 22, 1988... was waived by Atlanta on August 30, 1989.

1991: Started all 16 contests, one of only seven Colts to start each game... ranks second on team with 29 consecutive starts... was 60-753, five TDs... TD total topped club while receptions and yardage ranked second... 60 receptions marked career seasonal-high while 753 yards were second (924, 1990)... joined WR-Bill Brooks as only Colts to have reception in each game... current 30-game reception streak is longest on club... has more than one reception in 25 consecutive games... joined Brooks to form only third 60+ seasonal reception duo in team history (Matt Bouza, 71, Brooks, 65, 1986; Albert Bentley, 71, Brooks, 62, 1990)... was 5-100, two TDs 10/20 at Jets for top game... 49t grab from QB-Jeff George at Jets was longest Colts score of season and snapped team record 21-quarter touchdownless streak... was 7-90 vs. Miami 11/3 for top reception game... was 5-59 at Buffalo 10/13, 5-66 at Green Bay 11/24 and 5-77 vs. Buffalo 12/15... other touchdowns came 9/22 vs. Detroit (12 yards), 11/17 vs. Chicago (four yards) and 12/8 at New England (13 yards)... ranked 16th in AFC receptions, 31st in NFL, 18th in AFC yardage, 36th in NFL... has averaged 57.0 receptions, 838.5 yards and five TDs a season over two years with Colts.

CAREER NOTES: 1990: Started 14 of 16 games... missed starts 9/16 vs. New England and 9/23 at Houston... had solid comeback with 54-924, six TDs... reception total was third on club, while yardage and TDs topped club... set personal seasonal-highs in receptions and yards, while scores tied 1986 total with Raiders... had receptions in 15 games (none vs. New England)... was 8-152, one TD vs. Denver 10/21 for first career 100+ game... was 3-97, one TD at Miami 12/30, including season-long 64t... joined RB-Albert Bentley (71) and WR-Bill Brooks (62) in becoming only the second trio of seasonal 50+ receivers in club history... ranked 15th in AFC receptions, 29th in NFL, 9th in AFC yardage, 15th in NFL... 17.1 avg./rec. ranked 1st in AFC, 3rd in NFL, among receivers with 50 receptions. **1988:** Started three of 16 games for Atlanta... starts came at Philadelphia 10/30, 11/13 vs. San Diego and at Raiders 11/20... was 12-176 with top outing of 3-56 vs. Seattle 10/2. **1987:** Caught one pass for 30 yards in reserve role... upped career avg. to 23.7, the best mark in Raiders history... finished Raiders career with 56-1,327, 10 TDs. **1986:** Was 23-632, six TDs receiving to lead NFL and set Raiders' seasonal reception avg. at 27.5... was 4-193 vs. Philadelphia 11/30, with 48.3 avg. the

HESTER/HOLLOWAY



second-highest single-game avg. in NFL history . . . had season-long 81-yard reception vs. Philadelphia. **1985:** Set Raiders' rookie record with 32-665, four TDs, one of four NFL players with 20+ avg. (20.8) . . . had five receptions vs. Kansas City 9/12 for top outing. **COLLEGE:** Three-year starter who garnered All-South and all-conference honors during career . . . was honorable mention All-America as senior . . . was 107-2,100 during his career to rank fifth in receptions and fourth in career yardage . . . led all receivers during last two seasons . . . had 77t rush on a reverse vs. Miami as senior . . . played in Gator, Peach and Citrus Bowls, along with East-West Shrine Game and the Japan Bowl to conclude senior season . . . social science major.

PERSONAL: Full name is Jessie Lee Hester . . . born in Belle Glade, Fla. . . . attended Belle Glade Central High School . . . was four-year all-state performer in football, basketball and track . . . was Parade All-America grid selection as senior . . . played WR and DB . . . had five TDs in one game on two occasions . . . single . . . resides in Belle Glade.

CAREER STATISTICS

RECEIVING

Year	No.	Yds.	Avg.	LG	TD
1985 Raiders	32	665	20.8	59	4
1986 Raiders	23	632	27.5	81	6
1987 Raiders	1	30	30.0	30	0
1988 Atlanta	12	176	14.7	41	0
1990	54	924	17.1	64t	6
1991	60	753	12.6	49t	5
TOTAL	182	3180	17.5	81	21

CAREER BEST

Receptions:	8 vs. Denver 10/21/90
Yards:	193 vs. Philadelphia 11/30/86
Longest:	81 vs. Philadelphia 11/30/86
TDs:	2 at San Diego 11/20/85 at New York Jets 11/10/91

25 CORNELL HOLLOWAY

Defensive Back 5-11 182
Pittsburgh
4th Year With Colts,
3rd in NFL
Free Agent-1991
Born: January 30, 1966



GAMES STARTED/PLAYED: (1990, 0/15); (1991, 0/10) Total 0/25
PRO: Entering his fourth season with the Colts, his third in the NFL . . . joined Colts as free agent on November 20, 1991 . . . originally was tenth-round pick of Cincinnati in the 1989 draft, the 256th selection overall . . . was waived by Bengals on September 3, 1989 . . . claimed off waivers by Colts on September 4, 1989 . . . spent entire season on developmental squad . . . signed with Colts as free agent on February 20, 1990 . . . was waived by Colts on September 4, 1991, then re-signed as free agent on September 24, 1991 . . . was waived by Colts on October 1, 1991, then re-signed as free agent on October 16, 1991 . . . was waived by Colts on November 15, 1991.

1991: Saw action in ten contests, primarily as reserve and special teamer . . . totaled three solo tackles, one interception (four yards) and one sack (seven yards) . . . had two tackles and a sack 12/8 at



HOLLOWAY/HUFFMAN

New England for top game . . . had one tackle and an interception 11/24 at Green Bay . . . served four separate stints with Colts during season . . . career totals include 18 tackles, one interception, one sack and one pass defended.

CAREER NOTES: 1990: Saw action in 15 contests, primarily as a reserve and special teamer . . . compiled 15 tackles, 11 unassisted, and one pass defended . . . had five special teams tackles, one unassisted, as member of the kickoff coverage unit.

COLLEGE: Solid performer at cornerback for Pitt as junior and senior after transferring from Snow Junior College . . . saw action in 22 games at Pitt . . . career totals included 71 tackles, four fumble recoveries and three interceptions . . . was All-Western States Football League performer at Snow.

PERSONAL: Full name is Cornell Holloway . . . born in Alliance, Ohio . . . attended Alliance High School . . . played football, basketball, baseball and track . . . earned all-state honorable mention honors in football as senior . . . single . . . resides in Alliance, Ohio.

1 DARVELL HUFFMAN

Wide Receiver 5-8 158
Boston University
3rd Year With Colts,
2nd in NFL
Free Agent-1991
Born: May 5, 1967



GAMES STARTED/PLAYED: (1991, 0/3) Total 0/3

PRO: Entering his third season with the Colts, his second in the NFL . . . joined Colts' active roster on November 15, 1991 from practice squad . . . originally was the Colts' ninth-round pick in the 1990 draft, the 232nd selection overall . . . waived by Colts on September 3, 1990 . . . signed to practice squad on October 1, 1990 . . . signed as free agent with Colts on March 29, 1991 . . . was waived on August 26, 1991, then re-signed to practice squad on August 28, 1991.

1991: On active roster for final six games . . . saw action in three contests . . . was 3-14 receiving and 1-(-8) rushing 12/15 vs. Buffalo for season totals . . . also saw action 12/1 vs. Cleveland and 12/22 at Tampa Bay.

COLLEGE: Began career as walk-on and finished as school's third-leading receiver with 148-1,799, 21 TDs . . . was 67-814, eleven TDs as senior, earning first-team All-America honors from the Football Gazette . . . was second-team All-Yankee Conference . . . eleven TD receptions were one shy of school seasonal record (Bill Brooks, 1984) . . . reception total ranked eighth in nation . . . was 6-130, three TDs vs. Dartmouth and was 9-169, one TD vs. Maine . . . missed final four games as junior with broken ankle . . . was 41-562, six TDs . . . caught passes in all seven appearances, including 6-68, three TDs vs. Rhode Island . . . was 9-146, one TD vs. Massachusetts for highest single-game reception total . . . started as sophomore and was 39-409, four TDs . . . caught passes in eight of eleven games . . . was reserve TB as freshman . . . enrolled in the University's Metropolitan College.

PERSONAL: Full name is Darvell Denario Huffman . . . born in Boston, Mass. . . attended Newton South High School . . . lettered in football, basketball, baseball and track . . . served as captain of grid and hoop squads . . . also attended Milford Academy . . . single . . . resides in Boston, Mass.



23 ANTHONY JOHNSON

Running Back 6-0 222
 Notre Dame
 3rd Year With Colts
 Draft-2, 1990
 Born: October 25, 1967



GAMES STARTED/PLAYED: (1990, 0/16); (1991, 6/9) Total 6/25
PRO: Entering his third season with the Colts . . . was the Colts' second-round pick in the 1990 draft, the 36th selection overall.

1991: Saw action in nine contests, starting six . . . spent last seven games on injured reserve following eye injury 11/3 vs. Miami . . . was 22-94 rushing and 42-344 receiving . . . ranked 3rd on club in receptions and yardage and was T7th in NFL receptions, 1st among RBs, at time of injury . . . was 11-87 receiving 9/1 vs. New England, marking highest single-game reception total by Colts RB since Randy McMillan (11-68) vs. Jets 11/8/81, a span of 143 games . . . was 10-89 receiving 9/15 at Raiders to become first Colt with multi-10 + reception games in a season since Joe Washington (3) in 1979 . . . was 9-105 receiving 9/22 vs. Detroit for first career 100 + receiving game . . . was 10-51 vs. Jets 10/20 for top career rushing game . . . was 7-32 vs. Miami . . . had one special teams tackle.

CAREER NOTES: 1990: Saw action in all 16 contests, primarily as special teamer . . . was 5-32, two TDs receiving in reserve role . . . had 1t catch 10/21 vs. Denver from QB- Jack Trudeau and 15t at Phoenix 12/2 from QB-Jeff George . . . had nine special teams tackles while playing on both coverage units.

COLLEGE: Started at least five contests in each season . . . majority of starts early in career came at TB before adding 20 pounds and finishing career at FB . . . was 358-1,512, 32 TDs rushing for career, along with 25-376, two TDs receiving . . . was 131-515, eleven TDs rushing as senior, 8-85, two TDs receiving . . . was second-team All-America choice by The Poor Man's Guide and honorable mention by The Sporting News . . . was 15-89, two TDs rushing in Orange Bowl win over Colorado . . . had six starts at FB as junior . . . was 69-282, five TDs rushing and 7-128 receiving . . . started eight contests as sophomore and was 78-366, eleven TDs rushing . . . was 4-110 receiving . . . had four rushing scores vs. Navy . . . led all Irish freshmen with 116 minutes played and was 80-349, five TDs rushing . . . played in Cotton Bowl following sophomore season and Fiesta Bowl after junior season . . . psychology major.

PERSONAL: Full name is Anthony Scott Johnson . . . born in Indianapolis, Ind. . . attended John Adams High School in South Bend, Ind. . . was all-conference performer at FB, LB and PK, the only player in 48-year league history to gain honors at three positions . . . selected Adidas/Scholastic Coach and National High School Athletic Coaches Association honorable mention All-America as senior . . . was 145-849, 10 TDs rushing, 19-204 receiving as senior, along with 104 tackles, 53 solo, three sacks, three interceptions, three fumble recoveries and eight FGs to lead school to 9-2 mark . . . was twice all-league soccer selection . . . cited by South Bend Community School Corporation for anti-drug speaking contributions . . . Johnson and his wife, Shelley, reside with their children, Taylor Scott (8/15/89) and Kylie (1/17/91), in Indianapolis.



JOHNSON/LANGHORNE

CAREER STATISTICS

Year	RUSHING					RECEIVING				
	No.	Yds.	Avg.	LG	TD	No.	Yds.	Avg.	LG	TD
1990						5	32	6.4	15t	2
1991	22	94	4.3	15	0	42	344	8.2	24	0
TOTAL	22	94	4.3	15	0	47	376	8.0	24	2

CAREER BEST

RUSHING		RECEIVING	
Carries:	10 vs. NY Jets 10/20/91	Number:	11 vs. New England 9/1/91
Yards:	51 vs. NY Jets 10/20/91	Yards:	105 vs. Detroit 9/22/91
Longest:	15 vs. Miami 11/3/91	Longest:	24 at LA Raiders 9/15/91
		TDs:	1 vs. Denver 10/21/90 at Phoenix 12/2/90

85 REGGIE LANGHORNE

Wide Receiver 6-2 207
Elizabeth City State
1st Year With Colts,
8th in NFL
Free Agent-1992
Born: April 7, 1963



GAMES STARTED/PLAYED: (1985, 3/16); (1986, 15/16); (1987, 12/12); (1988, 16/16); (1989, 15/16); (1990, 11/12); (1991, 9/14)
Total 81/102

PRO: Entering his first year with the Colts, his eighth in the NFL . . . signed by Colts as free agent through Plan B on March 25, 1992 (left unprotected by Cleveland) . . . originally was seventh-round pick of Cleveland in the 1985 draft, the 175th selection overall.

1991: Was 39-505, two TDs receiving for Cleveland . . . was inactive 9/22 at Giants and did not play in season finale 12/22 at Pittsburgh due to abdominal injury . . . had receptions in 13 contests . . . was 6-75 at San Diego 10/20 for top reception and yardage game . . . was 5-50 vs. Kansas City 11/24 . . . was 4-73, including 24t vs. Philadelphia 11/10 . . . had 40t on fourth-and-13 in fourth quarter at Houston 11/17.

CAREER NOTES: 1990: Was 45-585, two TDs receiving . . . missed four games due to rib injury . . . led club in receiving prior to 10/16 placement on injured reserve with four fractured ribs . . . matched career reception high with 7-82 at Kansas City 9/30 . . . TD grabs came 9/16 at Jets (four yards) and 11/18 vs. Houston (four yards).

1989: Posted seasonal career-high 60-749, two TDs receiving . . . had three or more receptions in 13 games . . . with WR-Webster Slaughter (65-1,236), formed first WR duo with 60+ seasonal receptions in Browns history . . . was 6-140, one TD vs. Minnesota 12/17 . . . playoff totals included 6-48 vs. Buffalo 1/6/90 and 5-78 at Denver 1/14/90. **1988:** Led club 57-780, seven TDs receiving . . . was 4-99 receiving with career-long 77t vs. Pittsburgh 11/20 . . . was 5-93 and 20t run at Houston 11/7 . . . was 6-57 in playoffs 12/24 vs. Houston.

1987: Was 20-288, one TD receiving . . . had receptions in 10 games . . . had 39t from QB-Bernie Kosar in playoffs vs. Indianapolis 1/9/88 . . . was 2-35 at Denver 1/17/88 in AFC Championship Game.

1986: Was 39-678, one TD receiving . . . earned game balls at Houston 9/15 (3-115, one TD) and at Pittsburgh 10/5 (4-108) . . . playoff totals included 4-65 vs. Jets 1/3/87 and 2-35 vs. Denver 1/11/87. **1985:** Saw action in all 16 games with three starts . . . was 1-12 at Cincinnati 11/10 for season



receiving totals . . . ranked third on club with 18 special teams tackles.
COLLEGE: Four-year starter . . . was 105-1,666, six TDs receiving for career . . . named first-team All-Central Intercollegiate Athletic Association as junior and senior by coaches and Sportswriter-Sportscasters Association . . . led CIAA in receiving as junior (36-704, three TDs) and senior (52-682, one TD) . . . was 14-210, one TD, as sophomore and 3-70, one TD, as freshman . . . lettered in track . . . majored in health, physical education and recreation management.
PERSONAL: Full name is Reginald Devan Langhorne . . . born in Suffolk, Va. . . attended Smithfield High School . . . named all-state as DB and WR . . . also participated in track and basketball . . . presented with key to Suffolk following 1985 season . . . has developed home for mentally retarded called 'New Directions' in Hampton, Va. . . Langhorne has one daughter, Tamika (1/17/82), and resides in North Ridgeville, Ohio.

**CAREER STATISTICS
RECEIVING**

Year	No.	Yds.	Avg.	LG	TD
1985 Cle.	1	12	12.0	12	0
1986 Cle.	39	678	17.4	66	1
1987 Cle.	20	288	14.4	25	1
1988 Cle.	57	780	13.7	77t	7
1989 Cle.	60	749	12.5	62t	2
1990 Cle.	45	585	13.0	39	2
1991 Cle.	39	505	12.9	40t	2
TOTAL	261	3597	13.8	77t	15

CAREER BEST

Receptions: 7 at Kansas City 9/30/90
 vs. Cincinnati 12/3/89
 vs. Denver 10/1/89
 at Miami 12/12/88
Yards: 140 vs. Minnesota 12/17/89
Longest: 77t vs. Pittsburgh 11/20/88
TDs: 2 at Miami 12/12/88
 at Phoenix 10/23/88

44 TIM MANOA

**Running Back 6-1 247
 Penn State
 2nd Year With Colts,
 5th in NFL
 Free Agent-1991
 Born: September 4, 1964**



GAMES STARTED/PLAYED: (1987, 0/12); (1988, 4/16); (1989, 15/16); (1991, 5/9) Total 24/53 Total with Colts 5/9
PRO: Entering his second season with the Colts, his fifth in the NFL . . . signed with Colts as free agent on October 8, 1991 . . . originally was the first of two picks in the third round by Cleveland in 1987 draft, the 80th selection overall . . . granted unconditional free agency by Browns on February 1, 1991 . . . signed off Plan B by New Orleans on April 1, 1991 . . . waived by Saints on August 26, 1991.
1991: Saw action in eight of final nine contests, starting five at RB . . . started 10/13 at Buffalo, 11/24 at Green Bay, 12/8 at New England, 12/15 vs. Buffalo and 12/22 at Tampa Bay . . . was 27-144, one TD rushing to rank third on club in attempts and yards . . . was 2-5 receiving . . . was 6-68, one TD (one yard) vs. Buffalo including team season-long 44-yard run . . . was 4-30 at Tampa Bay and 6-26 vs. Chicago . . . was 1-5 receiving at Green Bay.



MANOA/MARTIN

CAREER NOTES: 1990: Spent entire season with Cleveland on injured reserve with dislocated elbow. 1989: Started 14 of 16 games at FB. . . was 87-289, three TDs rushing and 27-241, two TDs receiving. . . was 14-65, one TD rushing and 4-35 receiving at Seattle 11/12. . . rushed for career-high two TDs vs. Pittsburgh 9/10. . . scored TD in AFC Championship Game at Denver. 1988: Started four of 16 games. . . posted seasonal career-high 99-389 rushing. . . made first start 10/30 vs. Cincinnati and totaled career-best 23-89, one TD. . . had four special teams tackles. 1987: Saw action in 12 games. . . was 23-116 rushing with team-best 5.0 avg. . . had top game with 7-61 vs. Atlanta 11/8. . . had seven special teams tackles and was 2-14 KOR.

COLLEGE: Four-year letterman. . . was 223-1,098, three TDs rushing for career. . . shared starting FB spot as junior and senior. . . was 98-546 rushing as senior to help lead club to 12-0 record and national title. . . named honorable mention All-East. . . played in Hula Bowl. . . was 77-380, three TDs rushing and 6-42 receiving as junior. . . totaled 7-91, two TDs rushing, including 61t, vs. Pittsburgh was 47-166 rushing and 5-19 receiving as sophomore. . . was 1-6 rushing as freshman. . . had 11 tackles and a fumble recovery playing DE and LB. . . majored in restaurant and institutional management.

PERSONAL: Full name is Timote Manoa. . . born in Tonga. . . attended North Allegheny High School in Pittsburgh, Pa. . . named all-state and Parade All-America after rushing for 955 yards and 14 TDs as senior. . . single. . . resides in Haywood, Calif.

CAREER STATISTICS

Year	RUSHING					RECEIVING				
	No.	Yds.	Avg.	LG	TD	No.	Yds.	Avg.	LG	TD
1987 Cle.	23	116	5.0	35	0	1	8	8.0	8	0
1988 Cle.	99	389	3.9	34	2	10	54	5.4	9	0
1989 Cle.	87	289	3.3	22	3	27	241	8.9	32	2
1991	27	144	5.3	44	1	2	5	2.5	5	0
TOTAL	236	938	4.0	44	6	40	308	7.7	32	2

CAREER BEST

RUSHING		RECEIVING	
Carries: 23 vs. Cincinnati 10/30/88	Number: 4 vs. Kansas City 9/4/88		
Yards: 89 vs. Cincinnati 10/30/88		at Cincinnati 9/25/89	
Longest: 44 vs. Buffalo 12/15/88		at Seattle 11/12/89	
TDs: 2 at Pittsburgh 9/10/89	Yards: 41 vs. Kansas City 11/19/89		
	Longest: 32 vs. Kansas City 11/19/89		
	TDs: 1 vs. NY Jets 9/17/89		
		at Cincinnati 9/25/89	

86 SAMMY MARTIN

Wide Receiver 5-11 182
 Louisiana State
 2nd Year With Colts,
 5th in NFL
 Waivers-New England, 1991
 Born: August 21, 1965



GAMES STARTED/PLAYED: (1988, 0/16); (1989, 1/10); (1990, 0/10); (1991, 0/12) Total 1/48 Total with Colts 0/8

PRO: Entering his second season with the Colts, his fifth in the NFL. . . claimed by Colts off waivers from New England on October 24, 1991. . . originally was fourth-round pick of New England in the 1988 draft, the 97th selection overall.



1991: Saw action in reserve role in final eight contests . . . was 5-79 receiving and 12-25.4 KOR avg. to lead club . . . ranked 2nd in AFC, 4th in NFL, with combined (N.E./Ind.) 20-24.2 KOR avg. . . . was 2-33 at Tampa Bay 12/22 for top reception game . . . had season-long 25-yard grab 11/17 vs. Chicago . . . had 16-yard reception at Jets 11/10 . . . was 2-29.0 KOR avg. at Tampa Bay . . . was 3-25.7 KOR avg. 12/8 at New England . . . posted season-long 38-yard KOR 12/15 vs. Buffalo . . . was unsigned by Patriots through first three weeks.

CAREER NOTES: 1990: Played in 10 games before suffering sprained ligaments in left knee at Buffalo 11/18 . . . spent final six weeks of season on reserve/injured . . . was 4-65, one TD receiving and 25-20.6 KOR avg. to lead team . . . moved into 4th-place in career KOR with 1,834 yards. **1989:** Played in 10 games, starting one . . . suffered torn ligaments in foot on PR 11/12 vs. New Orleans and was placed on reserve/injured . . . led club in both KOR and PR . . . was 24-24.3 KOR avg. and 19-8.6 PR avg. . . . was 13-229 receiving . . . first career start came vs. New Orleans . . . was career-best 4-64 at Indianapolis 10/29. **1988:** Was 31-23.7 KOR avg. to rank fifth in NFL . . . had 95t at Indianapolis 11/27, his first career KORt and on-ly second time in club history an opening kick was returned for TD . . . was sixth-longest KOR in team history . . . was 4-51 receiving at Green Bay 10/9 for season totals.

COLLEGE: Was four-year letterman and two-year starter . . . career totals included 247-1,400, five TDs rushing, 76-873, six TDs receiving and 43-24.8 KOR avg. . . . was 98-587, two TDs rushing and 29-393, three TDs receiving as senior . . . led SEC and ranked fifth nationally with 17-27.0 KOR avg. . . . was 114-586, one TD rushing, 28-339, two TDs receiving and 7-22.7 KOR avg. as junior . . . had two rushing TDs against Texas A&M . . . was 22-135, one TD rushing, 19-141, one TD receiving and 13-22.8 KOR avg. as sophomore . . . was 13-92, one TD rushing and 6-25.2 KOR avg. in six games as freshman . . . majored in general studies.

PERSONAL: Full name is Samson Joseph Martin . . . born in Gretna, La. . . attended De La Salle High School . . . was senior co-captain who ran for 1,060 yards and set school record with 97t run . . . was used in TV clip as LSU player in movie 'Cocktail' . . . Martin and his wife, Mary Ann, reside with their children, Lindsey (5/24/85) and Sammy Jr. (8/16/89), in Gretna, La.

CAREER STATISTICS

RECEIVING

Year	No.	Yds.	Avg.	LG	TD
1988 N.E.	4	51	12.8	21	0
1989 N.E.	13	229	17.6	37	0
1990 N.E.	4	65	16.3	19t	1
1991 N.E./Ind.	5	79	15.8	25	0
TOTAL	26	424	16.3	37	1

CAREER BEST

Receptions:	4 at Indianapolis 10/29/89
Yards:	64 at Indianapolis 10/29/89
Longest:	37 vs. N.Y. Jets 11/5/89
TDs:	1 vs. Buffalo 10/28/90

KICKOFF RETURNS

Year	No.	Yds.	Avg.	LG	TD
1988 N.E.	31	735	23.7	95t	1
1989 N.E.	24	584	24.3	38	0
1990 N.E.	25	515	20.6	38	0
1991 N.E./Ind.	20	483	24.2	38	0
TOTAL	100	2317	23.2	95t	1

CAREER BEST

Number:	4 vs. Miami 10/6/91
Yards:	108 at Indianapolis 11/27/88
Longest:	95t at Indianapolis 11/27/88
TDs:	1 at Indianapolis 11/27/88



MATICH/McCLOUGHAN

64 TREVOR MATICH

Offensive Lineman 6-4 297
Brigham Young
1st Year With Colts,
8th in NFL
Free Agent-1992
Born: October 9, 1961



GAMES STARTED/PLAYED: (1985, 0/1); (1986, 1/11); (1987, 4/6); (1988, 6/8); (1989, 0/11); (1990, 6/16); (1991, 0/15) Total 17/68

PRO: Entering his first season with the Colts, his eighth in the NFL . . . signed by Colts as free agent through Plan B (was unprotected by Jets) on March 20, 1992 . . . originally was first-round selection of New England in the 1985 draft, the 28th selection overall . . . waived by New England on September 7, 1989 . . . signed as free agent by Detroit on September 14, 1989 . . . signed as free agent through Plan B by Jets (was unprotected by Detroit) on March 19, 1990.

1991: Saw action as C/G/T/TE for Jets . . . played on special teams as long snapper in games 1-8 and 10-16 . . . was inactive 11/3 vs. Green Bay due to sprained knee suffered 10/20 at Indianapolis . . . was 3-23, 1 TD receiving as third TE over last 10 games . . . was 1-19 receiving for first career reception at Indianapolis . . . caught game-winning 3t from QB-Ken O'Brien with :57 remaining 11/17 at New England.

CAREER NOTES: 1990: Saw action in 16 contests, starting six at RG (games 6-11) . . . did not start games 12-16 due to abdominal strain . . . saw action at RT 9/9 at Cincinnati . . . also served as long snapper. **1989:** Was active 15 weeks for Detroit . . . saw action in eleven contests as reserve and special teamer. **1988:** Saw action in eight contests, starting six for New England (four at C, two at LT). **1987:** Saw action in six games with four starts . . . had two off-season foot operations. **1986:** Saw action in eleven games primarily as reserve G and T . . . had lone start at T 11/30 at New Orleans. **1985:** Missed final 15 games of rookie season after suffering ankle injury in season opener 9/8 vs. Green Bay.

COLLEGE: Four-year letterman . . . named first-team All-WAC and third-team All-America as senior C . . . helped Cougars to 47-3 record and 1984 National Championship . . . took two-year hiatus (1981-82) after sophomore year to work at Mormon mission in North-Central Mexico . . . played with QBs-Marc Wilson, Jim McMahon, Steve Young and Robbie Bosco during career . . . holds degree in communications.

PERSONAL: Full name is Trevor Anthony Matich . . . born in Sacramento, Calif. . . . attended Rio Americano High School . . . named All-Sacramento, All-Northern California and honorable mention All-America in football as senior . . . operates international marketing company and speaks fluent Spanish . . . has pilot's license . . . has worked with American Cancer Society, Leukemia Foundation, Junior Olympics, National Arthritis Foundation and Spina Bifida . . . single . . . resides in Sacramento, Calif.

42 DAVE McCLOUGHAN

Defensive Back 6-1 185
Colorado
2nd Year With Colts
Draft-3, 1991
Born: November 20, 1966





GAMES STARTED/PLAYED: (1991, 0/15) Total 0/15

PRO: Entering his second season with the Colts . . . was the Colts' third-round pick in the 1991 draft, the 69th selection overall.

1991: Saw action in 15 contests, primarily as reserve and special teamer . . . did not see action 12/1 vs. Cleveland . . . totaled seven tackles, all solo, three special teams tackles and one pass defended . . . posted solo tackles 9/22 vs. Detroit, 9/29 at Seattle, 10/13 at Buffalo, 10/20 vs. Jets, 11/3 vs. Miami, 11/10 at Jets and 11/17 vs. Chicago.

COLLEGE: Three-year starter and four-year letterman . . . had 122 career tackles, 93 solo, eight batted passes and eight interceptions (86 yards) . . . had 43 tackles, 33 solo, four deflected passes, four interceptions (75 yards) and one forced fumble as senior starter at LCB . . . led nation with 29-15.9 PR avg., including 55t vs. Tennessee . . . had 90t PR vs. Kansas . . . earned coaches' all-conference honors as junior starting RCB . . . had 38 tackles, 30 solo, four batted passes and three interceptions (eleven yards) . . . started eight of 10 contests as sophomore . . . totaled 41 tackles, 30 solo, two tackles for losses (12 yards) and one sack . . . saw action in seven contests as freshman, notching three tackles and one interception . . . was red-shirt in 1986 with spiral fracture of left fibula . . . holds degree in marketing.

PERSONAL: Full name is David Kent McCloughan . . . born in San Leandro, Calif. . . . attended Loveland (Colo.) High School . . . named first-team all-state by the Denver Post and Rocky Mountain News and was tabbed Class 3-A Player-of-the-Year with 2,734 all-purpose yards as senior and more than 4,700 for career . . . 10 of 40 career punt returns went for TDs . . . helped lead club to 13-0 record and state championship as senior . . . lettered three times in basketball and track . . . hoop squad won state title as senior . . . named to All-Big Eight academic team in 1988 . . . father, Kent, earned All-Big Eight honors at Nebraska (1964), played DB for Oakland Raiders (1966-70) and currently works in Raiders' scouting department . . . single . . . resides in Loveland, Colo.

96 QUINTUS McDONALD

**Linebacker 6-3 263
Penn State
4th Year With Colts
Draft-6, 1989
Born: December 14, 1966**



GAMES STARTED/PLAYED: (1989, 2/15); (1990, 1/9); (1991, 9/16) Total 12/40

PRO: Entering his fourth season with the Colts . . . was the Colts' sixth-round pick in the 1989 draft, the 155th selection overall.

1991: Saw action in 16 games . . . started games two through six and game 13 at LOLB in place of injured Chip Banks and 11/24 at Green Bay, 12/8 at New England and 12/15 vs. Buffalo at LILB in place of injured Scott Raderic . . . had 51 tackles, 30 solo, two passes defended, one QB pressure and two forced fumbles . . . had nine tackles, seven solo, 9/8 at Miami for top game . . . totaled six tackles, three solo, at New England . . . had five tackles at Green Bay (three solo), 12/1 vs. Cleveland (five solo) and vs. Buffalo (one solo) . . . forced two fumbles 10/6 vs. Pittsburgh . . . T3rd on club with nine special teams tackles . . . career totals include 81 tackles, three forced fumbles, two sacks (13.0 yards), one QB pressure and two passes defended.

CAREER NOTES: **1990:** Started one of nine contests at ROLB . . . made only start in place of injured Duane Bickett vs. Kansas City 10/7 and had strong performance with eight tackles, five solo, and a forced fumble . . . had nine tackles, five unassisted, for season . . . had two tackles as member of kickoff coverage unit . . .



McDONALD/MOSS

spent five weeks during middle of season on non-football injury/illness list. **1989:** Saw action in 15 of 16 games, starting twice . . . started at LOLB in place of injured O'Brien Alston 10/8 vs. Buffalo and 10/15 at Denver . . . did not play 10/22 at Cincinnati . . . had 21 tackles, 17 solo, and two sacks (13 yards) . . . had nine tackles, eight unassisted, and both sacks at Jets 10/1 . . . had four special teams tackles.

COLLEGE: Started in 10 of eleven games at OLB as senior . . . recorded 44 tackles, 23 solo, including a team-leading eight sacks (73 yards) . . . also forced and recovered a fumble . . . played both inside and outside as junior, starting two of final three games . . . totaled 27 stops, 17 solo, and two sacks . . . had 79 career tackles, 46 solo, 10 sacks, two fumble recoveries and two passes defended . . . was one of six sophomores to letter on national championship team . . . was freshman TE, then converted to LB . . . saw action on 25 plays as TE with no receptions . . . telecommunications major.

PERSONAL: Full name is Quintus Alonzo McDonald . . . born in Rockingham, N.C. . . . attended Montclair (N.J.) High School . . . was two-time All-New Jersey and was Parade Magazine All-America as senior . . . had 130 tackles, 12 sacks and 24 tackles for losses as senior . . . was 22-24 PATs and had three FGs, three interceptions and six fumbles forced . . . had 61t PR and 70t KOR . . . captained football and basketball teams to state titles . . . was Colts's 1991 Ed Block Courage Award recipient . . . single . . . resides in Montclair, N.J.

73 ZEFROSS MOSS

Offensive Tackle 6-6 338
Alabama State
4th Year With Colts
Trade-Dallas, 1989
Born: August 17, 1966



GAMES STARTED/PLAYED: (1989, 0/16); (1990, 16/16); (1991, 10/11) Total 26/43

PRO: Entering his fourth season with the Colts . . . obtained in trade with Dallas on August 22, 1989 for tenth-round 1990 draft pick (Dallas traded pick to Minnesota who chose WR-Pat Newman) . . . originally signed with Dallas as free agent on April 29, 1988 . . . was waived on August 24, 1988 and re-signed as free agent on December 8, 1988.

1991: Saw action in 11 games, starting ten . . . missed game 10/6 vs. Pittsburgh due to knee injury suffered 9/29 at Seattle . . . missed last four contests of season due to sprained ankle . . . started nine games at LT and one at RG . . . had started 18 consecutive games at LT before RG start 9/15 at Raiders . . . only appearance as reserve occurred 10/13 at Buffalo . . . was one of seven linemen to start more than one position.

CAREER NOTES: 1990: Started all 16 games at LT in first season as frontline player . . . joined C-Ray Donaldson and OG/T-Brian Baldinger as 16-game starters, while joining OG-Pat Tomberlin as first-year performer on line . . . played admirably while gaining experience . . . awarded game ball for blocking efforts 12/16 at Jets. **1989:** Appeared in 16 games on special teams placement unit.

COLLEGE: Was two-year letterman who started every game at RT as junior and senior . . . earned All-Southwest Athletic Conference honors as senior . . . also tabbed to Black College All-America squad as senior.

PERSONAL: Full name is Zefross Moss . . . born in Tuscaloosa, Ala. . . . attended Holt High School . . . was all-state selection at OT . . . single . . . resides in Holt, Ala.



81 BOB MROSKO

Tight End 6-5 260
 Penn State
 2nd Year With Colts,
 4th in NFL
 Free Agent-1991
 Born: November 13, 1965



GAMES STARTED/PLAYED: (1989, 13/15); (1990, 2/16); (1991, 4/11) Total 19/42 Total with Colts 4/11

PRO: Entering his second season with the Colts, his fourth in the NFL . . . signed as free agent with Colts on October 1, 1991 . . . originally was ninth-round pick of Houston in the 1989 draft, the 244th selection overall . . . granted unconditional free agency by Houston on February 1, 1990 . . . signed through Plan B with Giants on February 27, 1990 . . . waived by Giants on August 26, 1991. **1991:** Saw action in 11 games for Colts, starting four . . . started 11/3 vs. Miami, 11/10 at Jets, 11/17 vs. Chicago and 12/22 at Tampa Bay . . . led TEs and ranked seventh on team with 8-90 receiving . . . was career-high 5-42 at Buffalo 10/13 . . . had season-long 20-yard reception at Jets . . . was 1-13 vs. Cleveland 12/1 and 1-15 vs. Buffalo 12/15.

CAREER NOTES: **1990:** Saw action in all 16 games for Giants, starting two in place of injured TE-Mark Bavaro . . . was 3-27, one TD receiving . . . lone NFL score came on seven-yard strike from QB-Phil Simms in 31-17 win over Dallas 9/30 . . . was 1-6 in Divisional Playoffs 1/13/91 vs. Chicago . . . key block paved way for Ottis Anderson's 7t run in Super Bowl XXV win over Buffalo. **1989:** Started 13 of 15 games with Houston . . . was 3-28 receiving . . . was key blocker in Houston running attack.

COLLEGE: Three-year letterman . . . played both TE and DE . . . started eight games at DE as senior, compiling 27 tackles, two QB sacks and one fumble recovery . . . was 5-62 while seeing action in every game as junior TE . . . was 3-31 receiving as sophomore . . . holds degree in sports science.

PERSONAL: Full name is Robert Allen Mrosko . . . born in Cleveland, Ohio . . . attended Wickliffe High School . . . was all-state in football as DE, LB and TE . . . lettered in football and basketball . . . single . . . resides in Cleveland, Ohio.

75 IRV PANKEY

Offensive Tackle 6-5 313
 Penn State
 2nd Year With Colts,
 13th in NFL
 Trade-Los Angeles Rams, 1991
 Born: February 15, 1958



GAMES STARTED/PLAYED: (1980, 1/16); (1981, 12/13); (1982, 9/9); (1984, 9/16); (1985, 12/16); (1986, 16/16); (1987, 12/12); (1988, 16/16); (1989, 14/14); (1990, 16/16); (1991, 3/3) Total 120/147 Total with Colts 3/3

PRO: Entering his second season with the Colts, his thirteenth in the NFL . . . joined Colts in trade with Rams on September 5, 1991 for third- and eleventh-round picks in 1992 draft (Rams tabbed DT-Marc Boutte and LB-Brian Townsend) . . . originally was second-round pick of Rams in 1980 draft, the 50th selection overall.

1991: Started at LT 9/15 at Raiders, 12/15 vs. Buffalo and 12/22



PANKEY/PRIOR

at Tampa Bay . . . received roster exemption 9/8 at Miami . . . aggravated achilles injury on game's first play at Raiders . . . was inactive 9/22 vs. Detroit and 9/29 at Seattle . . . placed on IR 10/4 and was activated on 12/13 prior to start at Buffalo . . . re-injured achilles on first play at Tampa Bay.

CAREER NOTES: 1990: Started all 16 contests for Rams . . . did not allow a sack while pitted against Pro Bowlers Jerome Brown (Philadelphia), Richard Dent (Chicago) and Lawrence Taylor (Giants) . . . tenure was 3rd-longest on team behind Jackie Slater and Doug Smith. 1989: One of three offensive team captains . . . missed game 10/1 at San Francisco due to lower back strain suffered vs. Green Bay 9/24, snapping streak of 79 consecutive games played (dating back to 1984) . . . returned 10/16 at Buffalo and started throughout postseason. 1988: Raised consecutive start streak to 56 by opening all 16 contests. 1987: Started all 12 veteran games. 1986: Started all 16 games . . . did not allow NFL sack leader Dexter Manley to record a sack in NFC Wild Card game at Washington 12/28. 1985: Played in all 16 contests, starting 12 . . . saw primary action at both RG and RT . . . started at LT 10/6 vs. Minnesota, 10/13 at Tampa Bay and 10/20 at Kansas City. 1984: Participated in all 16 games while starting nine. 1983: Missed entire season after tearing achilles tendon in preseason game at Dallas 8/15. 1982: Started all nine games at LT. 1981: Started 12 of 13 participations. 1980: Saw majority of action during rookie season on special teams . . . earned first professional start 10/19 at San Francisco, replacing injured Jackie Slater.

COLLEGE: Named All-East and second-team All-America as senior OT . . . played in East-West Shrine game and Japan Bowl following season . . . was 10-105 receiving as junior TE . . . played first two seasons at LB, marking three positions in four collegiate seasons.

PERSONAL: Full name is Irvin Lee Pankey . . . born in Aberdeen, Md. . . attended Aberdeen High School . . . participated in football, track and wrestling . . . Pankey and his wife, Kelly, reside with their children, Keith and Kevin (6/12/89) and Kylee (10/1/91), in Villa Park, Calif.

39 MIKE PRIOR

Defensive Back 6-0 210
Illinois State
6th Year With Colts,
7th in NFL
Free Agent-1987
Born: November 14, 1963



GAMES STARTED/PLAYED: (1985, 0/16); (1987, 7/13); (1988, 16/16); (1989, 16/16); (1990, 16/16); (1991, 7/9) **Total 62/86**
Total with Colts 62/70

PRO: Entering his sixth season with the Colts, his seventh in the NFL . . . signed with Colts as free agent on September 23, 1987 . . . originally was seventh-round pick of Tampa Bay in the 1985 draft, the 176th selection overall . . . waived by Tampa Bay on September 30, 1986 . . . signed with Colts as free agent on May 11, 1987 . . . waived by Colts on September 1, 1987.

1991: Saw action in nine games, starting seven at FS . . . had 45 tackles, 36 solo . . . was T2nd in interceptions and T1st in return yards (3-50) . . . added four passes defensed and one recovered fumble . . . saw action as reserve 12/8 at New England . . . had started 52 consecutive games before abdominal injury forced backup duty 9/1 vs. New England . . . started games two through six before being placed on injured reserve 10/11 with abdominal injury . . . was activated on 11/6 and started final two games . . . had ten tackles, seven solo, vs. Buffalo 12/15 . . . had nine tackles, eight solo, at New



England 12/8 . . . totaled eight tackles, seven solo, vs. Detroit 9/22 . . . had seven tackles, five solo, two passes defended and one interception (13 yards) at Tampa Bay 12/22 . . . other interceptions came 9/8 at Miami and 9/29 at Seattle (37 yards).

CAREER NOTES: 1990: Started all 16 games for third consecutive season . . . had 3-66 interceptions, 113 tackles, 81 solo, 15 passes defended, one forced fumble and two fumble recoveries . . . had five double-digit tackle games and at least eight tackles in eight contests . . . caught 40-yard pass from P-Rohn Stark at Jets 12/16 . . . had six tackles on punt coverage unit. 1989: Had 98 tackles, 74 solo, six interceptions (88 yards), five passes defended, one QB pressure, one forced fumble and one fumble recovery . . . won AFC Defensive Player-of-the-Week honors 12/10 vs. Cleveland with nine tackles, five solo, one forced fumble, one fumble recovery and a 58t interception return in overtime . . . had two interceptions 10/29 vs. New England. 1988: Only 16-game starter in secondary, with 15 at FS and 12/10 at Jets at SS . . . had 98 tackles, 69 solo, one sack (six yards), three QB pressures, three interceptions (46 yards), 18 passes defended, one forced fumble and one fumble recovery . . . had double digit tackles in four contests. 1987: Started weeks three through five, the final four games and Divisional Playoffs 1/9/88 at Cleveland at FS . . . tied for NFL lead with nine takeaways, while six interceptions tied for AFC lead . . . totaled 68 tackles, 44 solo, one sack, nine passes defended and three fumbles recovered . . . led special teamers with 21 tackles, 15 solo, and had three double-digit tackle games defensively. 1986: Saw limited duty defensively for Tampa Bay, posting four tackles . . . had 22 special teams tackles . . . was 13-8.1 PR and 13-13.1 KOR.

HONORS: 1989: AFC Defensive Player of the Week 12/10 vs. Cleveland.

COLLEGE: Four-year letterman . . . was three-time Division 1-AA All-America at safety . . . ended baseball career as school's all-time batting avg. leader (.388) . . . ranked as all-time Missouri Valley Conference interception leader with 24 . . . had eight interceptions as senior, along with 67 tackles . . . totaled 344 career tackles, with 133 coming in school-record sophomore year . . . led MVC in punt returns as junior and senior (30-10.0, 1983; 43-10.0, 1984), while totaling 108 for 9.4 avg. and three TDs for career . . . earned All-America second-team and All-MVC first-team honors in 1982 and 1983 . . . was 17th-round draft pick by Baltimore in the 1984 baseball draft . . . drafted by Los Angeles Dodgers (4th round) in 1985 and by Houston in 1986 . . . had 32 career HRs, 137 RBIs and 55 stolen bases . . . 19 HRs as senior set school seasonal record . . . played CF and was emergency reliever . . . holds degree in business administration.

PERSONAL: Full name is Michael Robert Prior . . . born in Chicago Heights, Ill. . . attended Marian High School . . . played baseball and football . . . Prior and his wife, Diane, reside with their daughters, Nicole (5/30/86), Briana (1/12/89), and Paige (12/1/90) in Indianapolis.

CAREER STATISTICS

INTERCEPTIONS

Year	No.	Yds.	Avg.	LG	TD
1987	6	57	9.5	38	0
1988	3	46	15.3	23	0
1989	6	88	14.6	58t	1
1990	3	66	22.0	36	0
1991	3	50	16.7	37	0
TOTAL	21	307	14.6	58t	1

CAREER BEST

Number:	2 vs. New England 10/29/89
Yards:	58 vs. Cleveland 12/10/89
Longest:	58t vs. Cleveland 12/10/89
TDs:	1 vs. Cleveland 12/10/89

**97 SCOTT RADECIC**

Linebacker 6-3 240
Penn State
3rd Year With Colts,
9th in NFL
Waivers-Buffalo, 1990
Born: June 14, 1962



GAMES STARTED/PLAYED: (1984, 2/16); (1985, 16/16); (1986, 13/16); (1987, 9/12); (1988, 3/16); (1989, 12/16); (1990, 1/15); (1991, 9/14) Total 65/130 Total with Colts 10/29

PRO: Entering his third season with the Colts, his ninth in the NFL . . . claimed off waivers from Buffalo on September 5, 1990 . . . originally was second-round pick of Kansas City in 1984 draft, the 34th selection overall . . . waived by Chiefs on September 7, 1987, and claimed by Buffalo on September 8, 1987 . . . waived by Bills on September 3, 1990.

1991: Saw action in 14 games, starting nine at LILB . . . was inactive 11/24 at Green Bay and 12/1 vs. Cleveland due to calf injury sustained 11/17 vs. Chicago . . . ranked third on team with career-high 117 tackles, 61 solo . . . led team in tackles prior to injury . . . added two passes defended and one interception (26 yards) . . . had career-high 20 tackles, 10 solo, at Seattle 9/29 . . . had 13 tackles, four solo, vs. Jets 10/20 . . . posted 11 tackles 10/6 vs. Pittsburgh (seven solo) and 11/3 vs. Miami (six solo) . . . had nine or more tackles eight times . . . had interception 10/13 at Buffalo . . . led team in special teams tackles (12) for second consecutive season . . . career totals include 539 tackles, five forced fumbles, six recovered fumbles, seven sacks, eight passes defended and seven interceptions (125 yards).

CAREER NOTES: 1990: Started one of 15 games at RILB . . . start came 12/30 at Miami . . . had 13 tackles, six unassisted . . . led team with 18 special teams tackles (12 kickoff/6 punt coverage). **1989:** Had 77 tackles while starting both inside and outside for Buffalo . . . had 10 tackles in Divisional Playoffs at Cleveland 1/6/90.

1988: Rebounded from preseason groin injury to notch 57 tackles and 16 special teams stops . . . had season-high 13 tackles vs. Cincinnati 11/26. **1987:** Started final nine games and ranked second on club with 81 tackles . . . had career-high 14 tackles vs. Philadelphia 12/27. **1986:** Started first 13 games at ILB for Kansas City, totaling 57 tackles and one interception . . . had season-high seven tackles vs. San Diego 10/19. **1985:** Had 88 tackles while starting all 16 contests at ILB . . . had three sacks, one fumble recovery and one interception. **1984:** Played in 16 games with two starts as rookie . . . totaled 49 tackles, 30 unassisted, with two interceptions . . . started at Cincinnati 9/9 and vs. Seattle 12/9 . . . had 19t int. return vs. Seattle.

COLLEGE: Had 183 career tackles while being named to a number of All-America teams . . . never lost a bowl game during career, winning Fiesta Bowl twice and Sugar and Aloha Bowl once . . . earned CoSIDA Academic All-America honors while attaining degree in architectural engineering (3.4 GPA) . . . was member of Penn State's 1982 National Championship squad.

PERSONAL: Full name is J. Scott Radevic . . . born in Pittsburgh, Pa. . . attended Brentwood High School . . . starred in football, basketball and track . . . placed in state meet in javelin, shot put and discus . . . Radevic and his wife, Christy, reside with their children, Matthew (5) and Taylor (3), in Indianapolis, Ind.



74 WILLIAM SCHULTZ

Offensive Tackle 6-5 305
 Southern Cal
 3rd Year With Colts
 Draft-4B, 1990
 Born: May 1, 1967



GAMES STARTED/PLAYED: (1990, 0/12); (1991, 9/10) Total 9/22
PRO: Entering his third season with the Colts . . . was the Colts' second choice in the fourth round of the 1990 draft, the 94th selection overall.

1991: Saw action in 10 games, starting two at LG and seven at RG . . . missed games three through six on injured reserve with knee injury . . . started 9/1 vs. New England and 10/13 at Buffalo at LG . . . started seven games after Bills outing at RG before missing final two games on injured reserve with a virus . . . was one of five linemen to spend time on injured reserve and one of seven to start at more than one position as club used 15 linemen during season.

CAREER NOTES: 1990: Saw action in 12 games, primarily as special teamer . . . did not play 9/16 vs. New England, 9/30 at Philadelphia, 10/21 vs. Denver and 10/28 vs. Miami . . . blocker on both the PAT and FG unit offensive lines.

COLLEGE: Started 10 games and Rose Bowl at LT as senior and displayed excellent rush and pass blocking ability . . . earned starting nod at LG as junior, but missed season . . . was redshirt in 1987 with knee injury after spending freshman and sophomore seasons at Glendale (Calif.) Junior College . . . was standout LT and was tabbed first-team J.C. Gridwire All-America as senior . . . was two-time first-team all-conference pick as team posted a 20-2 mark . . . public administration major.

PERSONAL: Full name is William Schultz . . . born in Granada Hills, Calif. . . attended Kennedy High School . . . was all-state two-way tackle as senior and led team in tackles and sacks . . . was honorable mention all-city on offense as junior . . . lettered in track and had best shot put mark of 54-8 . . . single . . . resides in Granada Hills, Calif.

65 DARIN SHOULDERS

Offensive Tackle 6-3 304
 Tulane
 2nd Year With Colts
 Free Agent-1991
 Born: May 23, 1968



GAMES STARTED/PLAYED: (1991, 0/1) Total 0/1

PRO: Entering his second season with the Colts . . . signed by Colts as free agent from practice squad on December 13, 1991 . . . originally signed as free agent with Colts on April 29, 1991 . . . waived by Colts on August 26, 1991 . . . re-signed by Colts as free agent on October 3, 1991 . . . waived by Colts on October 16, 1991 . . . signed by Colts to practice squad on October 21, 1991.

1991: Was on active roster for total of four weeks . . . saw only action as reserve in season finale 12/22 at Miami . . . did not play 10/6 vs. Pittsburgh, 10/13 at Buffalo and 12/15 vs. Buffalo . . . spent six weeks on practice squad . . . one of 15 offensive lineman to see game action.



SHOULDERS/SIRAGUSA

COLLEGE: Four-year letterman and three-year starter . . . played in 33 of 34 games over final three seasons . . . was offensive MVP as anchor of offensive line which helped club average 154.7 rushing ypg. and 368.9 total yards as senior . . . team also averaged more than 200 yards passing per game for ninth consecutive season . . . allowed only one sack . . . named first-team all-state by Louisiana Sports Writers Association and AP second-team All South Independent . . . played in Blue-Gray and All-America Classics . . . named All-Louisiana and AP All-South Independent as junior . . . named second-team Freshman All-America by Football News in 1987 . . . computer information major.

PERSONAL: Full name is Darin Shoulders . . . born in Jackson, Miss. . . attended Forest Hills High School . . . was All-Big Eight selection on offense and defense . . . was academic All-America and all-metro academic selection with 3.2 GPA . . . also lettered in basketball and tennis . . . single . . . resides in Jackson, Miss.

98 TONY SIRAGUSA

Nose Tackle 6-3 303
Pittsburgh
3rd Year With Colts
Free Agent-1990
Born: May 14, 1967



GAMES STARTED/PLAYED: (1990, 6/14); (1991, 6/13) Total 12/27
PRO: Entering his third year with the Colts . . . signed with Colts as free agent on April 30, 1990.

1991: Saw action in 13 games, starting six at NT . . . was inactive 9/8 at Miami and did not play 9/15 at Raiders and 9/22 vs. Detroit . . . had 46 tackles, 24 solo, two sacks (12 yards), two QB pressures, one fumble forced and one fumble recovered . . . had eight tackles, five solo, and one sack 10/20 vs. Jets for top game . . . totaled seven tackles, four solo, 9/1 vs. New England . . . had six tackles, four solo, and one forced fumble 12/22 at Tampa Bay . . . had five tackles, one solo, 12/1 vs. Cleveland . . . had one sack (12 yards) vs. Pittsburgh 10/6 . . . recovered a fumble that led to Colts TD 12/8 at New England . . . career totals include 82 tackles, two forced fumbles, two recovered fumbles, four sacks (24.0 yards) and three QB pressures.

CAREER NOTES: 1990: Started six of 14 games at NT . . . starts were 11/11 at New England, 11/18 vs. Jets, 11/25 at Cincinnati, 12/2 at Phoenix, 12/16 at Jets and 12/30 at Miami . . . recorded 36 tackles, 24 unassisted, two sacks (12 yards), one QB pressure, one forced fumble and one recovered fumble . . . had top game vs. Jets with eight tackles, five unassisted.

COLLEGE: Part-time starter in 1986 . . . came back in 1989 after missing 1988 season with knee injury . . . ranked third on club with 5.5 sacks and 13 tackles for losses . . . had 60 tackles, 40 solo . . . played in Hula Bowl and Martin Luther King Classic following senior season . . . was second-team All-East by AP . . . administration of justice major.

PERSONAL: Full name is Anthony Siragusa . . . born in Kenilworth, N.J. . . attended David Brearly High School . . . had 120 tackles, 92 solo, eleven sacks and five deflected passes as senior . . . selected USA Today honorable mention All-America, first-team all-state, all-county and all-conference by coaches . . . had 39-yard punting avg. and was 15-18 PAT . . . lettered three years in wrestling and was state champion . . . single . . . resides in Kenilworth, N.J.



66 RON SOLT

Offensive Guard 6-3 280
Maryland
5th Year With Colts,
8th in NFL
Free Agent-1992
Born: May 19, 1962



GAMES STARTED/PLAYED: (1984, 16/16); (1985, 15/15); (1986, 16/16); (1987, 12/12); (1988, 0/1); (1989, 12/13); (1990, 15/15); (1991, 15/15) Total 101/103

PRO: Entering his fifth season with the Colts, his eighth in the NFL . . . signed by Colts as free agent through Plan B on March 5, 1992 (was unprotected by Philadelphia) . . . originally was first-round pick of Colts in the 1984 draft, the 19th selection overall . . . pick was obtained from Denver (along with OT-Chris Hinton and QB-Mark Herrmann) in trade on May 2, 1983 for QB-John Elway . . . was traded to Philadelphia on October 4, 1988 for Eagles' first-round draft pick in 1989 (Colts tabbed WR-Andre Rison) and fourth-round pick in 1990 (Colts tabbed OT-Pat Cunningham).

1991: Started 15 games at RG for Philadelphia . . . was inactive 9/22 vs. Pittsburgh after suffering ankle injury in first half 9/15 at Dallas.

CAREER NOTES: **1990:** Started first 15 games at RG before missing finale 12/29 at Phoenix . . . returned to start NFC Wild Card game 12/31 vs. Washington . . . helped offense lead NFL in rushing (159.8 ypg.) and time of possession (33:19), while ranking third in scoring (396 pts.). **1989:** Started final 12 games at RG . . . had off-season surgery due to tendinitis in both knees. **1988:** Played vs. Dallas 10/23 before leaving game with knee injury . . . was placed on injured reserve 11/14 . . . had surgery on left knee 11/14 and right knee four weeks later . . . received roster exemption for weeks six and seven following trade from Colts. **1987:** One of three Colts linemen named to Pro Bowl (C-Ray Donaldson, OT-Chris Hinton) . . . earned All-NFL honors by College and Pro Football Newsweekly (first-team) and Associated Press (second-team) . . . named first-team All-AFC by UPI and Pro Football Weekly. **1986:** Played through leg and wrist ailments to start all 16 contests . . . was one of four Colts linemen to start each game.

1985: Started first 15 contests before suffering knee injury 12/15 at Tampa Bay . . . was placed on IR for season finale 12/22 vs. Houston. **1984:** Named to PFWA and UPI NFL All-Rookie teams . . . one of three offensive players to start every contest . . . made solid impact throughout league as explosive drive blocker.

HONORS: **1984:** UPI NFL All-Rookie Team . . . PFWA All-Rookie Team . . . Football Digest Rookie All-Star Team. **1987:** Pro Bowl Starter . . . AP NFL All-Pro Second-Team . . . UPI AFC All-Star First-Team . . . Pro Football Weekly All-AFC . . . College and Pro Football Weekly All-Pro First-Team . . . Football News All-AFC.

COLLEGE: Three-year letterman . . . outstanding performer who was one of the nation's top honored linemen . . . selected NEA, Sporting News and Football News second-team All-America . . . named AP and UPI honorable mention All-America . . . named first-team All-ACC . . . was ACC Lineman of the Week vs. Vanderbilt as senior . . . received school's Jim Tatum Award as outstanding interior offensive lineman as senior . . . played in Senior Bowl.

PERSONAL: Full name is Ronald Matthew Solt . . . born in Wilkes-Barre, Pa. . . attended Coughlin High School . . . captained squad as OG and DT . . . earned three letters each in football, wrestling and track . . . was district champ in wrestling in 1980 . . . bench presses 500 pounds . . . squats 800 pounds . . . twice won Colts' Ironman Competition . . . Solt and his wife, Michelle, reside in Danville, Ind.



STARK

3 ROHN STARK

Punter 6-3 203
Florida State
11th Year With Colts
Draft-2B, 1982
Born: May 4, 1959



GAMES STARTED/PLAYED: (1982, 0/9); (1983, 0/16); (1984, 0/16); (1985, 0/16); (1986, 0/16); (1987, 0/12); (1988, 0/16); (1989, 0/16); (1990, 0/16); (1991, 0/16) Total 0/149

PRO: Entering his eleventh season with the Colts . . . was the Colts' second pick in the second round of the 1982 draft, the 34th selection overall.

1991: Saw action in all 16 contests . . . ranks second in club history (746-32,759-43.9) in attempts and yardage behind David Lee (838-34,019, 1966-78) while avg. is first . . . ranked 6th in AFC, T11th in NFL, with 82-42.6 avg. . . . punt total ranked 1st in AFC, 5th in NFL, and marked 3rd-highest seasonal total of career (98, 1984; 91, 1983) . . . had 40.0+ avg. in 10 games and 45.0+ avg. in five games . . . had 14 kicks inside 20, and held +8 ratio inside 20: touchback . . . was 4-51.5 vs. Cleveland 12/1 for top avg. game . . . 10 punts at New England 12/8 tied career-high . . . earned Football News' Golden Toe Award with 7-45.1 avg. and three inside 20 vs. Chicago 11/17 . . . holds seven of 10 highest seasonal averages in Colts history . . . with three NFL punting titles (1983, 1985, 1986) is tied with Ray Guy, Jim Fraser and Yale Lary for 2nd-most titles in NFL history (Jerrel Wilson and Sammy Baugh, four) . . . career avg. (43.9) ranks 4th in NFL history (Baugh, 45.1; Tommy Davis, 44.7; Lary, 44.3) and is highest among 15 players with 700+ NFL punts . . . has punted in 147 of 149 outings and has surpassed 40.0+ avg. in 115 games (78.2%) . . . has exceeded 45.0+ avg. 65 times (44.2%) and 50.0+ avg. 12 times (8.2%).

CAREER NOTES: 1990: Was 71-43.4 to rank 2nd in AFC, 3rd in NFL, in earning third Pro Bowl nomination . . . 37.4 net avg. ranked 2nd in AFC, T3rd in NFL . . . had career-best 24 kicks inside 20 and +21 inside 20:TB ratio, 1st in NFL . . . was 4-49.3 vs. Denver 10/21 and 6-48.2 vs. Giants 11/5 for top avg. games . . . was 9-41.0 (career-best five inside 20) at New England 11/11. **1989:** Ranked fifth in NFL with 79-42.9 . . . had 10 TBs and 14 punts inside 20 . . . was 4-49.7 at Jets 10/1 for top game . . . averaged 45+ in five outings. **1988:** Ranked fourth in NFL with 64-43.5 . . . had eight TBs and 15 punts inside 20 . . . was 2-59.5 vs. Miami 9/25 for top game . . . tied career-high with 10 punts at New England 10/2 . . . earned Pro Football Weekly Golden Toe Award 9/11 vs. Chicago (5-50.0 avg.). **1987:** Entered season as NFL's alltime career avg. leader (45.16) . . . missed games three through five . . . had career-low 61-40.0, with seven TBs and 12 punts inside 20 . . . was 4-52.3 vs. Cincinnati 9/13 for top avg. game. **1986:** Earned second straight Pro Bowl nod and third NFL punting title with 76-45.2 . . . had just five TBs and 23 kicks inside 20 . . . seasonal avg. was 5th-highest in club history. **1985:** Led NFL and earned Pro Bowl honors with 78-45.9 . . . had six 60+ punts . . . had 40+ avg. in 15 games and 45+ avg. in eight games . . . set club seasonal avg. record. **1984:** Punted 98-4,383-44.7 with yardage surpassing his previous club-record 4,124 yards of 1983 . . . 98 punts ranked T1st in NFL . . . had career-long 72-yarder at Miami 9/23. **1983:** Led NFL with 91-45.3 . . . had 68-yarder at Denver 12/11 . . . avg. was seasonal-best and 2nd-best in club history. **1982:** Was 46-44.4 to rank 2nd in NFL . . . had 44+ avg. in six outings.

HONORS: 1982: UPI AFC All-Star Second-Team . . . Pro Football Weekly All-Rookie Team . . . PFWA All-Rookie Team . . . Football



Digest Rookie All-Star Team. **1983:** AP All-Pro First Team . . . Football Digest All-Pro First-Team . . . UPI AFC All-Star Second Team . . . Pro Bowl First Alternate . . . NEA All-Pro Second-Team. **1984:** AP All-AFC Second-Team . . . NEA All-NFL Second-Team . . . College and Pro Football Newsweekly All-Pro Second-Team . . . UPI All-AFC Second-Team. **1985:** Pro Bowl, AP/NEA/PFWA All-NFL Team . . . AP All-Pro Second-Team . . . UPI All-AFC First-Team . . . College and Pro Football Weekly All-Pro Second-Team . . . Football News All-AFC Team. **1986:** Pro Bowl . . . AP All-Pro Second-Team . . . UPI All-AFC First-Team . . . Football News NFL All-Pro Team . . . NEA All-NFL . . . NFL Alumni Association Kicker of the Year . . . Pro Football Weekly All-AFC Team . . . Pro Football Weekly Golden Toe Award 10/12 vs. New Orleans. **1988:** Pro Football Weekly Golden Toe Award 9/11 vs. Chicago. **1989:** Pro Bowl . . . AP All-NFL Second-Team . . . UPI All-AFC . . . Pro Football Weekly All-AFC . . . NFL Alumni Kicker of the Year. **1991:** Pro Football Weekly Golden Toe Award 11/17 vs. Chicago.

COLLEGE: Four-year letterman . . . was consensus first-team All-America during final two seasons . . . averaged school-record 46.0 yards as senior . . . was 244-42.6 for career . . . became only punter ever honored as UPI's Southeast Defensive Player of the Week with 7-48.1 vs. Pittsburgh in 1980 . . . was sixth in NCAA decathlon and was All-America track performer as senior . . . was academic All-America in 1980 . . . holds degree in finance.

PERSONAL: Full name is Rohn Taylor Stark . . . born in Minneapolis, Minn. . . attended Pine River High School . . . lettered in football, baseball, basketball and track . . . has amateur pilot's license . . . actively involved with Leukemia Society and Special Olympics . . . Stark and his wife, Ann, reside with their children, Taylor (8/10/84) and Taryn (2/27/89), in Indianapolis.

CAREER STATISTICS

PUNTING

Year	No.	Yds.	Avg.	TB	In 20	LG	Blk.
1982	46	2044	44.4	12	8	60	0
1983	91	4124	45.3#	9	20	68	0
1984	98	4383	44.7	7	21	72	0
1985	78	3584	45.9#	14	12	68	2
1986	76	3432	45.2#	5	23	63	0
1987	61	2440	40.0	7	12	63	2
1988	64	2784	43.5	8	15	65	0
1989	79	3392	42.9	10	14	64	1
1990	71	3084	43.4	3	24	61	1
1991	82	3492	42.6	6	14	65	0
TOTAL	746	32759	43.9	81	163	72	6

CAREER SINGLE-GAME BEST

- Most Punts:** 10 vs. Denver 9/11/83
 at LA Raiders 11/25/84
 at New England 10/2/88
 at New England 12/8/91
- Most Punting Yardage:** 462 vs. Denver 9/11/83
- Longest Punt:** 72 at Miami 9/23/84
- Inside 20:** 5 at New England 11/11/90

Led NFL



THOMPSON

99 DONNELL THOMPSON

Defensive End 6-4 280
North Carolina
12th Year With Colts
Draft-1B, 1981
Born: October 27, 1958



GAMES STARTED/PLAYED: (1981, 12/13); (1982, 9/9); (1983, 13/14); (1984, 10/10); (1985, 13/14); (1986, 16/16); (1987, 12/12); (1988, 16/16); (1989, 16/16); (1990, 12/12); (1991, 14/14) Total 143/146

PRO: Entering his twelfth season with the Colts . . . was the Colts' second pick in the first round of the 1981 draft, the 18th selection overall . . . pick was obtained from Minnesota in the exchange for the Colts' two second-round selections and a fifth-round choice in the 1981 draft (Minnesota selected RBs-Mardye McDole and Jarvis Redwine and DE-Wendell Ray).

1991: Started 14 games at LE . . . missed final two games with foot and leg injuries . . . had 76 tackles, 51 solo, five sacks (40 yards), three QB pressures, one forced fumble and one fumble recovery . . . had 12 tackles, eight solo, and one sack (12 yards) vs. Jets 10/20 for top outing . . . had nine tackles, seven solo, one QB pressure and one sack (11 yards) at Jets 11/10 . . . totaled nine tackles, five solo, and a QB pressure 9/29 at Seattle . . . had two sacks (seven yards) and a forced fumble 12/8 at New England . . . had other sack (10 yards) vs. Chicago 11/17.

CAREER NOTES: 1990: Started 12 games at LE . . . missed starts 11/5 vs. Giants, 11/11 at New England, 11/18 vs. Jets and 11/25 at Cincinnati with foot injury, his first missed duty by injury since 1985 . . . had 39 tackles, 24 unassisted, 1.5 sacks for 13.5 yards, six QB pressures, one pass defended and one forced fumble . . . pressured Washington QB-Mark Rypien into interception returned 25t with :50 remaining in Colts' 35-28 win 12/22 . . . injury snapped streak of 49 consecutive starts . . . had at least four tackles in six different games. **1989:** Had 102 tackles, 71 solo, four QB pressures, two batted passes, two recovered fumbles, one forced fumble and career-high seven sacks (68 yards) . . . had 13-tackle outing at Buffalo 11/12 for top total and at least six tackles in 10 games. **1988:** Had 111 tackles, 80 unassisted, three sacks (30 yards), 13 QB pressures and two fumble recoveries . . . had 17 tackles, 12 unassisted, vs. Houston 9/4. **1987:** Had solid season with 65 tackles, 44 solo, five sacks (42 yards), eleven QB pressures, two forced fumbles and one fumble recovery . . . first pro score came on 28t fumble return vs. New England 10/25 . . . earned game ball for effort 12/6 at Cleveland (nine stops, one sack and one forced fumble) . . . missed weeks three through five. **1986:** 16-game starter for first time in career . . . had 86 tackles, 61 solo, four sacks, eleven QB pressures and one forced fumble . . . had eye injury at Raiders 12/21 and missed most of contest . . . had nine games with at least six tackles. **1985:** Missed games 9/15 at Miami and 9/29 at Jets, and did not start 9/22 vs. Detroit . . . had 70 tackles, 42 solo, four sacks and nine QB pressures. **1984:** Missed first four games while serving club-imposed suspension and next two contests with non-football injury . . . had 80 tackles, 50 solo, four sacks, 25 QB pressures and one pass defended. **1983:** Started first nine and final four games . . . missed start 11/20 at Miami . . . had 70 stops, 38 unassisted, four sacks and 15 QB pressures. **1982:** Had 77 tackles, 36 solo, with top effort of 16 at Buffalo 11/28. **1981:** Missed three games with season-opening knee injury . . . had 50 tackles, 42 unassisted, and three forced fumbles.

COLLEGE: Started for three seasons . . . totaled 213 tackles and 14




sacks . . . had 87 tackles and five sacks to earn third-team All-America honors by Football News and honorable mention All-America notice by AP and UPI as senior . . . voted first-team All-ACC . . . played in Liberty Bowl as freshman, Gator Bowl as junior and Bluebonnet Bowl as senior . . . recreation major.

PERSONAL: Full name is Lawrence Donnell Thompson . . . born in Lumberton, N.C. . . . attended Lumberton High School . . . achieved All-America recognition in football and lettered in basketball . . . enjoys racquetball, fishing and 'Monopoly' . . . owns and manages McDonald's restaurant in Atlanta during off-season . . . Thompson and his wife, Stacey, reside with their son, Lawrence Donnell, Jr. (2/22/89), in Atlanta, Ga.

68 PAT TOMBERLIN

Offensive Guard 6-2 315
Florida State
4th Year With Colts,
2nd in NFL
Draft-4, 1989
Born: January 29, 1966



GAMES STARTED/PLAYED: (1989, 0/0); (1990, 10/16) **Total 10/16**
PRO: Entering his fourth year with the Colts, his second in the NFL . . . was the Colts' fourth-round pick in the 1989 draft, the 99th selection overall.

1991: Spent entire season on injured reserve after suffering broken leg in training camp . . . placed on injured reserve 8/28.

CAREER NOTES: **1990:** Started 10 of 16 games . . . started 9/9 at Buffalo and 9/16 vs. New England at LG in place of unsigned Randy Dixon and final eight games at RG when Brian Baldinger was shifted to RT to replace injured Kevin Call . . . saw duty in other games as reserve . . . matured through extensive exposure after seeing no action in rookie season. **1989:** Carried on active roster throughout season, but was active only for game 12/10 vs. Cleveland.

COLLEGE: Four-year starter who earned second-team All-America honors from Kodak, The Sporting News, Football News and AP as senior . . . was AP All-South Independent first-team selection and semi-finalist for the Lombardi Award . . . voted to school's All-Decade Team . . . physical education and coaching major.

PERSONAL: Full name is Howard Patrick Tomberlin . . . born in Jacksonville, Fla. . . . attended Middleburg High School . . . was all-state at OT and DT and was member of Florida Super 24 Senior Team . . . had 65 tackles as senior . . . lettered as pitcher in baseball . . . single . . . resides in Indianapolis.

10 JACK TRUDEAU

Quarterback 6-3 227
Illinois
7th Year With Colts
Draft-2, 1986
Born: September 9, 1962



GAMES STARTED/PLAYED: (1986, 11/12); (1987, 8/10); (1988, 2/2); (1989, 12/13); (1990, 4/6); (1991, 0/2) **Total 37/45**

PRO: Entering his seventh season with the Colts . . . was the Colts' second-round pick in the 1986 draft, the 47th selection overall.



TRUDEAU

1991: Saw action in two games as reserve . . . suffered ligament damage in right thumb at Buffalo 10/13 . . . had surgery 10/15 and spent rest of season on injured reserve . . . was 1-3-8 at Seattle 9/29 and 1-4-11, one interception at Buffalo . . . was sacked 1-6 . . . with 622-1,193-7,384, 35 TDs and 47 ints. ranks third in Colts career completions and attempts, fourth in yardage and interceptions and fifth in TDs . . . needs 91 yards to move past Mike Pagel into third-place in Colts career yardage.

CAREER NOTES: 1990: Started four of six games before left knee injury 10/28 vs. Miami ended season . . . started weeks four through seven in place of injured QB-Jeff George, while appearing as reserve 9/9 at Buffalo and 9/23 at Houston . . . guided Colts to 24-23 win in 9/30 start at Philadelphia with 19-40-329, two TDs and one int. . . led 82-yard march in final 1:56 and hit WR-Bill Brooks on 6t pass as time expired to earn AFC Offensive Player of the Week honors at Eagles . . . 329 yards marked 2nd-highest career total (359 at Jets 11/16/86) . . . was 18-28-205, one TD and two ints. vs. Kansas City 10/7 in 23-19 win . . . was 24-39-312, two TDs and one int. vs. Denver 10/21 for fourth 300+ career outing . . . was 2-2 as starter and is 14-23 as starter for career . . . 78.4 rating and 58.4 comp. pct. were highest career seasonal marks . . . was sacked 14/104 . . . was 10/28 rushing. **1989:** Took over as starter for injured Chris Chandler 9/24 vs. Atlanta and won seven of 12 starts . . . started weeks four through nine and eleven through 16 . . . missed start 11/12 at Buffalo . . . was 190-362-2,317 yards, 15 TDs and 13 interceptions . . . was sacked 20-125 . . . was 23-46-195, four TDs vs. Miami 12/17 to set career single-game TD highs, along with earning AFC Offensive Player of the Week honors . . . 15 TDs surpassed previous career total (14) prior to season, while +2 TD:int. ratio was career-best . . . was 35-91 rushing, including 1t rushes vs. Atlanta and 10/8 vs. Buffalo . . . suffered broken fifth finger on left hand 11/5 at Miami . . . split middle and fourth fingers vs. San Diego 11/26 and played two games with protective gloves on each hand . . . suffered concussion vs. Cleveland 12/10 and was hospitalized . . . 2,317 yards marked highest career seasonal total. **1988:** Started vs. Chicago 9/11, then suffered season-ending knee injury 9/19 at Cleveland . . . was 4-15-78, two ints. vs. Chicago before exiting with head injury. **1987:** Led Colts to 5-3 record as starter . . . was 128-229-1,587, six TDs and ints. for 75.4 rating . . . started 9/13 vs. Cincinnati (13-23-206, two TDs and three ints., including season-long 52t to WR-Bill Brooks) . . . started 10/25 vs. New England (17-28-239 yards, one TD, 100.3 rating) and 11/1 at Jets (14-23-192, one TD, 102.0 rating) . . . was 20-34-192 at Cleveland 12/6 in 9-7 win . . . led club to wins in final two games to clinch division title with strong efforts (20-39-201, one TD at San Diego 12/20; 17-27-246 vs. Tampa Bay 12/27) . . . 2.6 int. pct. was T3rd-best seasonal mark in club history . . . was sacked 13-100 . . . in 1/9/88 Divisional Playoffs at Cleveland was 21-33-251, two TDs and one int. **1986:** Started eleven of 12 games . . . was 204-417-2,225, eight TDs and 18 ints. (53.6 rating) and helped club set seasonal records with 586 pass attempts and 3,615 yards . . . 417 pass attempts ranked third in NFL history by a rookie (Warren Moon, Houston, 450 in 1984; Jim Zorn, Seattle, 439 in 1976) . . . surpassed former Colts rookie records of George Shaw (119-237-1,586 in 1955) . . . attempted 53 passes 9/28 vs. Jets to tie Bert Jones' team record for most attempts in a game, then surpassed it by throwing 57 times 11/16 at Jets . . . 27 completions at Jets tied Jones' record for third-most single-game completions . . . was 24-44-315 yards and two TDs 10/12 vs. New Orleans to become the first Colts QB with 300+ outing since Jones (310 yards) vs. Cincinnati 10/11/81, a span of 73 games . . . 359 yards at Jets marked 8th-highest single-game total in club history . . . had 84t pass to Brooks 10/5 at San Francisco, tying the 5th-longest scoring play in Colts history.

HONORS: 1989: AFC Offensive Player of the Week 12/17 vs. Miami. **1990:** AFC Offensive Player of the Week 9/30 at Philadelphia.

COLLEGE: Holder of school record for career attempts (1,151), com-



pletions (737), yards (8,146) and touchdowns (51) . . . set NCAA record by throwing 215 consecutive passes without an interception . . . hit 285 of 446 passes for 2,938 yards and 15 touchdowns in 1985 . . . 1984 runner-up for Davey O'Brien award (given to nation's outstanding quarterback) . . . twice selected second-team All-Big Ten, and selected honorable mention All-Big Ten once . . . holds degree in political science.

PERSONAL: Full name is Jack Francis Trudeau . . . born in Forest Lake, Minn. . . attended Granada High School in Livermore, Calif. . . hit on 57 percent of his prep attempts (138-242) for 2,229 yards and 22 touchdowns . . . three-year letterman in football, basketball and baseball . . . avid golfer who had hole-in-one on par-4, 360-yard 7th hole 6/15/91 at Neil Lomax QB Challenge Tournament at Herron Lakes in Phoenix . . . Trudeau and his wife, Lisa, reside with their daughter, Danielle (5/19/89), in Carmel.

CAREER STATISTICS

Year	PASSING								RUSHING				
	Att-Comp.	Yds.	Pct.	Int.	LG	TD	Rat.	No.	Yds.	Avg.	LG	TD	
1986	417-204	2225	48.9	18	84t	8	53.6	13	21	1.6	8	1	
1987	229-128	1587	55.9	6	55	6	75.4	15	7	0.5	9	0	
1988	34- 14	158	41.2	3	48	0	19.0	0	0	0.0	0	0	
1989	362-190	2317	52.5	13	71	15	63.4	35	91	2.6	17	2	
1990	144- 84	1078	58.3	6	73	6	78.4	10	28	2.8	9	0	
1991	7- 2	19	28.6	1	11	0	0.0	0	0	0.0	0	0	
TOTAL	1193-622	7384	52.1	47	84t	35	64.7	73	147	2.0	17	3	

CAREER BEST

PASSING				RUSHING			
Attempts:	57	at NY Jets	11/16/86	Carries:	6	vs. Buffalo	10/8/89
Completions:	27	at NY Jets	11/16/86			at NY Jets	11/1/87
Yards:	359	at NY Jets	11/16/86	Yards:	38	at New Orleans	
Longest:	84t	at S. Fran.	10/5/86			12/24/89	
TDs:	4	vs. Miami	12/17/89	Longest:	17	at New England	11/9/86
				TDs:	1	vs. Atlanta	9/24/89
						vs. Buffalo	10/8/89

7 TOM TUPA

Quarterback 6-4 230
Ohio State
1st Year With Colts,
5th in NFL
Free Agent-1992
Born: February 6, 1966



GAMES STARTED/PLAYED: (1988, 0/2); (1989, 2/14); (1990, 0/15); (1991, 11/11) **Total 13/42**

PRO: Entering his first season with the Colts, his fifth in the NFL . . . signed as free agent with the Colts on March 31, 1992 (was unprotected by Phoenix) . . . originally was third-round pick by Phoenix in the 1988 draft, the 68th selection overall.

1991: Started first eleven contests at QB for Phoenix in place of injured Timm Rosenbach . . . led Cardinals to 4-7 record as starter . . . was 165-315-2,053, six TDs and 13 ints. to lead team in all categories . . . was 17-28-312, three TDs and one int. 9/29 vs. New England, including 62t to WR-Ricky Proehl . . . was 24-38-242 vs. Dallas 9/22 and 23-40-230, two ints. 10/6 at Giants . . . was 28-97, one TD rushing, including 6-32 vs. Atlanta 10/20.

CAREER NOTES: 1990: Saw action in all 15 contests as holder for FGs and PATs . . . did not see action 9/9 at Washington . . . did not



TUPA/VANDERBEEK

take any snaps from scrimmage during regular season. **1989:** Saw action in 14 games, earning starts at QB 10/15 vs. Philadelphia and 11/26 vs. Tampa Bay . . . was 65-134-973, three TDs and nine ints. . . . was 14-22-245, two TDs vs. Dallas 11/12 for top game, including 38t and 72t tosses to WR-Ernie Jones in 24-20 win . . . was 17-38-207 vs. Tampa Bay . . . was 7-12-114, one TD (77t to WR-Don Holmes) vs. Rams 11/19 . . . was 16-41-266, six ints. vs. Philadelphia . . . punted 6-46.7 avg. with 39.8 net and long of 51 vs. Raiders 12/10 in place of regular Rich Camarillo . . . was 15-75 rushing. **1988:** Saw action as reserve 11/20 vs. Houston and 12/5 vs. Giants . . . was 2-3-37 vs. Houston and 2-3-12 vs. Giants.

COLLEGE: Was four-year letterman as punter and quarterback . . . was 171-304-2,252, 15 TDs and 12 ints. career passing . . . was 134-242-1,786, 12 TDs and 10 ints. as senior starter . . . was 30-49-398, three TDs and two ints. as junior reserve . . . ranks as school's all-time leading punter with 214-9,564-44.7 career avg. . . . participated in Rose Bowl, Florida Citrus Bowl and Cotton Bowl during career.

PERSONAL: Full name is Joseph Thomas Tupa . . . born in Cleveland, Ohio . . . attended Brecksville High School . . . quarterbacked team to state championship as senior . . . was pitcher and shortstop in baseball while averaging 20.8 ppg. and 12.0 rpg. in basketball . . . single . . . resides in Tempe, Ariz.

CAREER STATISTICS

Year	PASSING							RUSHING				
	Att-Comp.	Yds.	Pct.	Int.	LG	TD	Rat.	No.	Yds.	Avg.	LG	TD
1988	6- 4	49	66.7	0	22	0	91.7					
1989	134- 65	973	48.5	9	77t	3	52.2	15	75	5.0	13	0
1990								10	0.0	0	0	
1991	315-165	2053	52.4	13	62t	6	62.0	28	97	3.5	17	1
TOTAL	455-234	3075	51.4	22	77t	9	59.1	44	172	3.9	17	1

CAREER BEST

Attempts:	41 vs. Phil. 10/15/89	Carries:	6 vs. Atl. 10/20/91
Completions:	24 vs. Dallas 9/22/91	Yards:	32 vs. Atl. 10/20/91
Yards:	312 vs. New Eng. 9/29/91	Longest:	17 at Minn. 10/13/91
Longest:	77t vs. LA Rams 11/19/89	TDs:	1 at LA Rams 9/1/91
TDs:	3 vs. New Eng. 9/29/91		

CAREER PUNTING STATISTICS: 6-280-46.7 avg.-39.8 net-51 long

58 MATT VANDERBEEK

Linebacker 6-3 258
Michigan State
3rd Year With Colts
Free Agent-1991
Born: August 16, 1967



GAMES STARTED/PLAYED: (1990, 7/16); (1991, 1/5) Total 8/21
PRO: Entering his third season with the Colts . . . signed with Colts as free agent on October 23, 1991 . . . originally joined Colts as free agent on April 30, 1990 . . . was granted unconditional free agency by Colts on February 1, 1991 . . . signed through Plan B with Minnesota on March 18, 1991 . . . waived by Minnesota on October 8, 1991.

1991: Saw action in five games, starting one . . . started at LILB 12/1



vs. Cleveland in place of injured Scott Radecic . . . totaled eleven tackles, six solo . . . had five tackles, two solo, 11/24 at Green Bay for top game . . . had three tackles, two solo, 11/17 vs. Chicago and vs. Cleveland . . . had two special teams tackles . . . did not see any regular season action for Minnesota after injured hand resulted in 8/27 placement on injured reserve . . . career totals include 57 tackles and one forced fumble.

CAREER NOTES: 1990: Played in all 16 games, starting seven . . . started 9/9 at Buffalo, 9/23 at Houston and 9/30 at Philadelphia at LILB . . . started 11/25 at Cincinnati, 12/2 at Phoenix, 12/16 at Jets and 12/22 vs. Washington at RILB in place of injured Freddie Young . . . had 46 tackles, 30 unassisted, and one forced fumble . . . had season-high nine tackles, six solo, at Philadelphia . . . had seven special teams tackles.

COLLEGE: Two-year starter and three-year letterman . . . career totals included 119 tackles, 64 solo, five sacks and 21 tackles for losses . . . had 60 tackles, 33 solo, two sacks, 11 tackles for losses, five fumble recoveries and one forced fumble as senior DL . . . tabbed AP and UPI honorable mention All-Big Ten . . . named UPI honorable mention All-Big Ten as junior LB . . . moved from OLB to DE in 1988 . . . communications major.

PERSONAL: Full name is Matthew James Vanderbeek . . . born in Douglas, Mich. . . attended West Ottawa High School . . . was two-time team MVP as offensive and defensive performer . . . was consensus all-state choice as senior . . . had 104 tackles, seven sacks and 13 tackles for losses as senior . . . single . . . resides in Saugatuck, Mich.

72 MARK VANDER POEL

Offensive Tackle 6-7 303
Colorado
2nd Year With Colts
Draft-4, 1991
Born: March 5, 1968



GAMES STARTED/PLAYED: (1991, 1/10) Total 1/10

PRO: Entering his second season with the Colts . . . was the Colts' fourth-round pick in the 1991 draft, the 96th selection overall.

1991: Saw action in 10 games, starting one . . . started at RG 10/6 vs. Pittsburgh in place of injured Randy Dixon . . . saw action at LT 9/15 at Raiders and 9/29 at Seattle due to injuries among linemen . . . missed 10/13 at Buffalo and 10/20 vs. Jets due to elbow injury . . . also did not play 9/22 vs. Detroit, 11/10 at Jets, 11/17 vs. Chicago and 12/1 vs. Cleveland.

COLLEGE: Named first-team All-Big Eight and second-team All-America by The Poor Man's Guide as senior starter at RT . . . played key role in line that paved way for nation's seventh-highest rushing attack (271.2 ypg.) . . . received 75% grade for blocking consistency while averaging close to five knockdown blocks per game . . . had career-high six knockdown blocks against Iowa State and Oklahoma . . . was All-Big Eight first-team and second-team All-America choice by The Poor Man's Guide as junior, along with honorable mention All-America notice by The Sporting News and UPI . . . had 74% blocking grade while starting every game at RT . . . helped Buffaloes rank second nationally in rushing (371.8 ypg.) and sixth in total offense (472.8 ypg.) . . . named second-team All-Big Eight and honorable mention All-America by AP and UPI as sophomore as club averaged 281.4 rushing yards per game . . . saw action as reserve RT in five games as freshman . . . was redshirt in 1986 . . . sociology major.

PERSONAL: Full name is John Mark Vander Poel . . . born in Upland, Calif. . . attended Chino (Calif.) High School . . . as OT and DT earned all-league, Los Angeles Herald Examiner Super Eleven, Pomona Pro-



VANDER POEL/VERDIN

gress All-Valley and Long Beach Press Telegram Best of the West selection . . . lettered twice in football and track . . . has 5.39 speed and bench presses 365 pounds . . . great uncle, Cornelius 'Dutch' Warmerdam, was first person to clear 15-0 in pole vault using bamboo pole (1940) . . . single . . . resides in Chino, Calif.

83 CLARENCE VERDIN

Wide Receiver 5-8 162
Southwestern Louisiana
5th Year With Colts,
7th in NFL
Trade-Washington, 1988
Born: June 14, 1963



GAMES STARTED/PLAYED: (1986, 0/8); (1987, 1/3); (1988, 11/16); (1989, 7/16); (1990, 5/15); (1991, 0/16) Total 24/74 Total with Colts 23/63

PRO: Entering his fifth season with the Colts, his seventh in the NFL . . . joined Colts via trade with Washington on March 29, 1988 for sixth-round pick in 1988 draft (Washington picked QB-Stan Humphries) . . . originally taken by Washington as 83rd selection in 1984 Supplemental Draft . . . signed with Redskins on August 11, 1986 . . . played 1984-85 with Houston (USFL).

1991: Saw action in all 16 contests . . . has seen action in 28 consecutive games, eighth-longest active streak on club . . . led team with 25-6.5 PR . . . had career season-high 21-214 receiving . . . was 36-19.1, one TD KOR . . . became first Colt to have TDs via punt and kickoff returns with 88t KOR at Jets 11/10 . . . set career single-game high with 4-109 KOR performance at Jets . . . was 5-50 with 26-yard grab vs. Detroit for top reception game . . . was 4-44 receiving 9/29 at Seattle . . . had receptions in 11 games . . . moved past Howard Stevens (109-1,012-9.3 avg.) as Colts alltime PR yardage leader . . . three career TD kick returns (2 PR, 1 KOR) rank first in team history . . . ranks behind Joe Washington (7 TD receptions, 5 TD rushes, 2 TD passes, 1 TD KOR) as most versatile offensive and special teams scorer in team history (Verdin; 6 TD receptions, 1 TD KOR, 2 TD PR) . . . has 50.8 avg. on nine career TDs . . . has seasonal averages of 18.8 receptions and 302.5 yards over four-year Colts career.

CAREER NOTES: 1990: Started five of 15 games . . . started weeks one through three and final two games of season . . . missed game at Philadelphia 9/30 with toe injury . . . was 14-178, one TD receiving and earned Pro Bowl honors for first time of career by leading NFL with 12.8 avg. on 31 PR . . . won first career NFL PR title, after ranking 1st in AFC in 1989 . . . was 6-124-20.7 avg. at New England 11/11 for top game, including 34-yard PR . . . 396 PR yards tied Howard Stevens (1975) for third-highest seasonal total in club history . . . had 22-yard PR to set up final TD for AFC in Pro Bowl . . . was 18-19.4 KOR. **1989:** Started weeks one through five and 12-14 and was 20-381, one TD receiving . . . had career-long 82t reception (T7th-longest catch in club history) from Chris Chandler 9/17 at Rams . . . had receptions in eleven games . . . set club seasonal record with 12.9 avg. on 23 PR, first in AFC, third in NFL . . . had game-winning 49t PR at Jets 10/1 . . . was 19-19.5 KOR and 4-39 rushing. **1988:** Started weeks three through 12 before suffering lower leg injury . . . started vs. Buffalo 12/18 . . . was 20-437, four TDs receiving . . . had 39t reception at Buffalo, 40t catch vs. Denver 10/31 and 44t snare vs. Jets 11/6 while catching passes in 12 games . . . ranked 2nd in AFC with 10.9 avg. on 22 PR . . . had 73t PR at Cleveland 9/19 . . . was 8-77 rushing, including 2-59 vs. Miami 9/25. **1987:** Played final three games, with start coming 12/26 at Minnesota for Washington . . . spent first 12 weeks on injured reserve (hamstring) . . . was 2-62 receiving, and 1-14 rushing and 12-20.3 KOR.



1986: Opened season on injured reserve (hamstring), then played in final eight games and had 12-20.0 KOR. **1984-85:** Played for Houston Gamblers (USFL) . . . in 1985 was 84-1,004, nine TDs receiving with 28-26.8, three TDs KOR . . . in 1984 was 16-315, three TDs receiving with 25-25.7, one TD KOR. (**TOTALS:** 100-1,319 and 12 TDs receiving; 53-26.2, four TDs KOR.) . . . had four 100+ receiving games in 32 outings.

HONORS: 1989: Pro Football Weekly All-AFC Punt Returner . . . John Mackey Award for Punt Returns. 1990: Pro Bowl (Kick Return Specialist).

COLLEGE: Led team in receptions during final two seasons . . . was 20-466, five TDs as junior, with nation's 6th-best kickoff return avg. (26.3) . . . was 30-396 receiving as senior . . . timed at 10.6 in 100-meter and 22.15 in 200-meter as member of track team . . . holds degree in business.

PERSONAL: Full name is Clarence Verdin . . . born in New Orleans, La. . . attended South Terrebonne High School . . . earned three letters in football and track . . . nickname is "CNN" because he talks 24 hours a day . . . end zone celebration is named, 'Verdance' . . . performed dance routine at Super Bowl XXV with Ickey Woods, Deion Sanders and rapper Hammer . . . has choreographed routines, written rap lyrics and performed during Colts' 'No to Drugs, Yes to School' rallies during past two years . . . recorded rap song, 'Peace, Y'all' during 1991 and distributed to area schools . . . has participated in last three NFL's Fastest Man events . . . Verdin and his wife, Carolyn, with their daughters Sade' (10/12/87), Leah and Linsey (10/16/89, twins), reside in New Orleans.

CAREER STATISTICS

Year	RECEIVING					RUSHING				
	No.	Yds.	Avg.	LG	TD	No.	Yds.	Avg.	LG	TD
1987 Wash.	2	62	31.0	55	0	1	14	14.0	14	0
1988	20	437	21.9	54	4	8	77	9.6	44	0
1989	20	381	19.1	82t	1	4	39	9.8	26	0
1990	14	178	12.7	45	1	0	0	0.0	0	0
1991	21	214	10.2	28	0	0	0	0.0	0	0
TOTAL	56	1058	18.9	82t	6	13	130	10.0	44	0

CAREER BEST

RECEIVING			RUSHING		
Receptions:	5	at San Diego 10/23/88 vs. Detroit 9/22/91	Carries:	2	vs. Miami 9/25/88 at Minnesota 11/20/88
Yards:	86	at San Diego 10/23/88	Yards:	59	vs. Miami 9/25/88
Longest:	82t	at LA Rams 9/17/89	Longest:	44	vs. Miami 9/25/88
TDs:	1	at Buffalo 10/9/88 vs. Denver 10/31/88 vs. NY Jets 11/6/88 at Miami 12/4/88 at LA Rams 9/17/89 at NY Jets 12/16/90			

PUNT RETURNS

KICKOFF RETURNS

Year	PUNT RETURNS				KICKOFF RETURNS				
	No.	Yds.	Avg.	LG TD	No.	Yds.	Avg.	LG TD	
1986 Wash.					12	240	20.0	29	0
1987 Wash.					12	244	20.3	38	0
1988	22	239	10.9	73t 1	7	145	20.7	32	0
1989	23	296	12.9	49t 1	19	371	19.5	29	0
1990	31	396	12.8	36 0	18	350	19.4	44	0
1991	25	165	6.6	22 0	36	698	19.1	88t	1
TOTAL	101	1096	10.9	73t 2	104	2039	19.6	88t	1

CAREER BEST

PUNT RETURNS

KICKOFF RETURNS

Number:	6	at New England 11/11/90	Number:	4	six times
Yards:	124	at New England 11/11/90	Yards:	109	at NY Jets 11/10/91
Longest:	73t	at Cleveland 9/19/88	Longest:	88t	at NY Jets 11/10/91
TDs:	1	at Cleveland 9/19/88 at New York Jets 10/1/89	TDs:	1	at NY Jets 11/10/91



92 TONY WALKER

Linebacker 6-3 246
Southeast Missouri State
3rd Year With Colts
Draft-6, 1990
Born: April 2, 1968



GAMES STARTED/PLAYED: (1990, 0/14); (1991, 0/16) Total 0/30
PRO: Entering his third season with the Colts . . . was the Colts' sixth-round pick in the 1990 draft, the 148th selection overall.

1991: Saw action in all 16 contests primarily as reserve LB and special teamer . . . has seen action in 29 consecutive games, the 7th-longest active streak on club . . . season total of five tackles, one solo came 10/6 vs. Pittsburgh . . . saw reserve LB action 11/24 at Green Bay and 12/22 at Tampa Bay . . . ranked 2nd on team with eleven special teams tackles . . . had season-high three special teams tackles 11/10 at Jets . . . totaled two special teams tackles at Tampa Bay . . . has seven career tackles.

CAREER NOTES: 1990: Saw action as reserve in 14 games primarily on special teams . . . was inactive vs. New England 9/16 and at Houston 9/23 . . . had 17 special teams tackles . . . had two tackles vs. Buffalo 12/9 for top defensive performance . . . had four special teams tackles at Cincinnati 11/25 for top game.

COLLEGE: Two-year starter for Southeast Missouri . . . moved from DE to OLB as junior . . . spent time at both positions as senior . . . transferred from Itawamba (Miss.) Junior College where he was a two-year starter . . . had 140 tackles, 81 solo, and 17 sacks during final two seasons . . . led team with 86 tackles as senior, including 12 for losses . . . selected Division II first-team All-America by the Football Gazette . . . was MIAA first-team all-conference selection as junior and senior . . . had 12 tackles and two sacks vs. Lincoln for top game . . . was all-state selection at Itawamba . . . music major.

PERSONAL: Full name is Tony Maurice Walker . . . born in Birmingham, Ala. . . . attended Phillips High School . . . only played one year of high school football because he played in band . . . sang National Anthem and performed on trumpet at 1991 Colts 'No to Drugs, Yes to School' rally that reached 70,000 students . . . single . . . resides in Birmingham, Ala.

93 CARL ZANDER

Linebacker 6-2 235
Tennessee
1st Year With Colts,
8th in NFL
Free Agent-1992
Born: April 12, 1963



GAMES STARTED/PLAYED: (1985, 7/16); (1986, 16/16); (1987, 12/12); (1988, 16/16); (1989, 16/16); (1990, 13/16); (1991, 14/14) Total 94/106

PRO: Entering his first year with the Colts, his eighth in the NFL . . . signed by Colts as free agent through Plan B on March 24, 1992 (left unprotected by Cincinnati) . . . originally was second-round pick of Cincinnati in the 1985 draft, the 43rd selection overall.

1991: Started 14 games at weak side LB for Cincinnati . . . missed first two games due to contract holdout, ending streak of 92 con-



secutive veteran games played . . . had 43 tackles, 35 solo, and three forced fumbles . . . career totals include 456 tackles, 315 solo, seven sacks, three interceptions (33 yards) and five fumble recoveries.

CAREER NOTES: **1990:** Recorded 47 tackles, 37 solo, one interception (12 yards) and two fumbles recovered as strong side LB . . . totaled five tackles and an interception in two playoff games. **1989:** Had 67 tackles, 43 solo, 1.5 sacks and one fumble recovered. **1988:** Recorded 81 tackles, 47 solo, and one interception (three yards) for AFC Champions . . . totaled nine tackles during three playoff games. **1987:** Had 61 tackles, 44 solo, and one sack. **1986:** Totaled best seasonal numbers with career-high 97 tackles, 61 solo, 3.5 sacks and one interception (18 yards). **1985:** Had 60 tackles, 48 solo, one sack and one fumble recovery during rookie campaign . . . was 1-19 KOR.

COLLEGE: Four-year letterman and three-year starter . . . ranks T9th in school history with 332 career tackles . . . named All-SEC after leading team with 167 tackles as senior, the fifth-highest seasonal tackle total in school history . . . had career-high 21 tackles in win over Washington State . . . named defensive MVP of 1984 Sun Bowl . . . also participated in Florida Citrus Bowl, Peach Bowl and Garden State Bowl.

PERSONAL: Full name is Carl August Zander . . . born in Mendham, N.J. . . . attended West Morris Mendham High School in Mendham, N.J. . . . toured China with several NFL players following 1988 season to discuss and demonstrate how football is played . . . Zander and his wife, Deborah, reside with their children, Devon (8/11/89), and Denton (4/15/91), in White Pine, Tenn.

NFL STADIUMS

American Football Conference

Club	Stadium	Capacity	Playing Surface
Buffalo	Rich Stadium	80,290	AstroTurf
Cincinnati	Riverfront Stadium	60,389	AstroTurf-8
Cleveland	Cleveland Stadium	80,098	Grass
Denver	Denver Mile High Stadium	76,273	Grass (PAT)
Houston	Astrodome	60,502	AstroTurf-8
Indianapolis	Hoosier Dome	60,129	AstroTurf
Kansas City	Arrowhead Stadium	78,067	AstroTurf-8
L.A. Raiders	Los Angeles Memorial Coliseum	92,488	Grass
Miami	Joe Robbie Stadium	73,000	Grass (PAT)
New England	Foxboro Stadium	60,794	Grass
N.Y. Jets	Giants Stadium	76,891	AstroTurf
Pittsburgh	Three Rivers Stadium	59,492	AstroTurf
San Diego	San Diego Jack Murphy Stadium	60,835	Grass
Seattle	Kingdome	64,984	AstroTurf

National Football Conference

Club	Stadium	Capacity	Playing Surface
Atlanta	Georgia Dome	71,594	AstroTurf
Chicago	Soldier Field	66,946	Grass
Dallas	Texas Stadium	65,024	Texas Turf
Detroit	Pontiac Silverdome	80,500	AstroTurf
Green Bay	Lambeau Field	59,543	Grass
L.A. Rams	Anaheim Stadium	69,008	Grass
Minnesota	Hubert H. Humphrey Metrodome	63,000	AstroTurf
New Orleans	Louisiana Superdome	69,065	AstroTurf
N.Y. Giants	Giants Stadium	77,311	AstroTurf
Philadelphia	Veterans Stadium	65,356	AstroTurf-8
Phoenix	Sun Devil Stadium	72,608	Grass
San Francisco	Candlestick Park	66,455	Grass
Tampa Bay	Tampa Stadium	74,315	Grass
Washington	RFK Stadium	55,683	Grass



1992 DRAFT

PROFILES OF COLTS 1992 DRAFT SELECTIONS

STEVE EMTMAN
6-4 290
Born: April 16, 1970

Defensive End
Washington

Draft-1a, 1992

COLLEGE: Three-year letterman and two-year starter . . . career totals included 134 tackles, 36.5 tackles for losses, 14 sacks (96 yards), four passes defended, two fumble recoveries and one interception . . . consensus first-team All-America and All-Pac Ten pick while starting each game as junior . . . became first player in Pac Ten history to win Lombardi Award and Outland Trophy . . . helped lead Huskies to 12-0 record and UPI and USA Today/CNN National Championship . . . won Morris Trophy as Pac Ten's top defensive lineman for second straight year while also earning conference defensive MVP honors . . . named nation's Defensive Player of the Year by Chevrolet and The Football News . . . finished fourth in Heisman Trophy balloting (357 votes) . . . had 60 tackles, 19.5 tackles for losses and 6.5 sacks (33 yards) . . . was Co-Outstanding Player in 34-14 Rose Bowl victory over Michigan . . . was consensus second-team All-America and first-team Pac Ten as sophomore starter . . . selected Co-Defensive Player of the Year in Pac Ten and was first sophomore to win Morris Trophy as conference's top defensive lineman . . . had 55 tackles, 16 for losses (85 yards) and 7.5 sacks (63 yards) . . . helped Huskies lead nation in rushing defense (66.8 ypg.) . . . totaled three tackles and one sack (15 yards) in 46-34 Rose Bowl victory over Iowa . . . started three of eleven games as freshman . . . totaled 19 tackles and one tackle for loss (two yards) . . . was redshirt in 1988 . . . small business management major.

PERSONAL: Full name is Steven Charles Emtman . . . born in Spokane, Wash. . . attended Cheyney High School . . . three-year letterman as offensive and defensive lineman . . . led team with 85 unassisted tackles as senior . . . was honorable mention All-America (USA Today), all-state (Sportswriters Association, Seattle P-I, Tacoma News-Tribune) and All-Frontier League OL/DL . . . was two-year starter for basketball team that advanced to state AA tournament as junior and two-time state AA champion in discus with a personal record of 184 feet . . . single . . . resides in Cheyney, Wash.

QUENTIN CORYATT
6-3 250
Born: August 1, 1970

Linebacker
Texas A&M

Draft-1b, 1992

COLLEGE: Two-year starter who earned All-America and All-SWC honors as junior and senior at ILB . . . was first-team All-America choice of The Poor Man's Guide and consensus all-conference pick as senior with 92 tackles, 50 solo, 4.5 sacks, eleven tackles for losses (46 yards), three passes defended, one forced fumble and one fumble recovered . . . top game came against Arkansas with 14 tackles, 10 solo, including three tackles for losses . . . had 15 tackles, 10 solo, in 10-2 Cotton Bowl loss to Florida State . . . was honorable mention All-America by The Poor Man's Guide as junior . . . also earned SWC Defensive Newcomer of the Year honors by AP . . . totaled 92 tackles, 56 solo, 18 QB pressures, five tackles for losses (26 yards), three sacks and two fumble recoveries . . . had five outings with 10 or more tackles . . . sacked BYU QB-Ty Detmer for 32-yard loss in 65-14 Holiday Bowl win . . . kinesiology major.

PERSONAL: Full name is Quentin John Coryatt . . . born in St. Croix, Virgin Islands . . . attended Lee High School in Baytown, Tex. . . named to Max Emfinger's Super Dixie team as senior while earning All-Greater Houston, All-Area and All-District honors . . . also lettered in baseball and track . . . single . . . resides in College Station, Tex.

1992 DRAFT



ASHLEY AMBROSE
5-10 177

Defensive Back
Mississippi Valley State

Draft-2, 1992

Born: September 17, 1970

COLLEGE: Four-year letterman . . . career statistics include 110 tackles, 40 passes defended, 17 interceptions (300 yards), 40-28.9 avg., three TDs KOR and 48-17.8, avg., four TDs PR . . . seven combined return TDs tied NCAA Division 1-AA career mark (Willie Ware, Miss. Valley State, 1982-85) . . . named first-team All-America as senior LCB and return specialist by The Poor Man's Guide . . . started each game, totaling 49 tackles, 34 solo, and 21 passes defended as senior . . . selected SWAC and National Defensive Player of the Week after recording nine tackles, three passes defended and three interceptions (78 yards) vs. Southern University . . . earned SWAC Defensive Player of the Week honors with eight tackles, two interceptions (55 yards) and 50t PR vs. Prairie View . . . was 32-17.7 PR avg., three TDs to lead nation . . . three PR scores were one shy of NCAA Division 1-AA seasonal record (Harlan Huckaby, Florida A&M, 1988) . . . was 24-21.1 KOR avg., one TD . . . had 89t KOR vs. Central Arkansas . . . had 21 tackles, eight passes defended and three interceptions (107 yards) as junior . . . was 18-25.6 avg., one TD KOR and 6-19.2 avg., one TD PR . . . had 89t KOR vs. Arkansas-Pine Bluff . . . had 71-yard interception return and 82t KOR vs. Grambling to earn National Defensive Player of the Week honors . . . saw action in 10 games at LCB as sophomore, totaling 25 tackles, eight passes defended and five interceptions (23 yards) . . . was 8-23.6 avg., one TD KOR and 10-17.4 PR avg. . . saw action in five games as freshman . . . had 15 tackles, three passes defended and three interceptions (29 yards) . . . industrial technology major.

PERSONAL: Full name is Ashley Avery Ambrose . . . born in New Orleans, La. . . attended Alcee Fortier High School . . . was WR and DB and also lettered in track . . . single . . . resides in New Orleans, La.

RODNEY CULVER
5-9 224

Running Back
Notre Dame

Draft-4a, 1992

Born: December 23, 1969

COLLEGE: Four-year letterman and two-year starter . . . career totals include 340- 1,697, 15 TDs rushing and 20-231, two TDs receiving . . . named honorable mention All-America by The Poor Man's Guide as senior with 101-550, two TDs rushing and 6-76 receiving . . . was career-high 13-118, one TD rushing at Hawaii . . . was 13-93 rushing in Sugar Bowl win over Florida . . . earned honorable mention All-America notice by The Football News and The Poor Man's Guide as junior . . . led team with 150-710, five TDs rushing . . . was 13-145, two TDs receiving . . . saw action in each game . . . rushed season-high 20-104, one TD vs. Stanford . . . named third-team All-America by The Sporting News as sophomore . . . saw action in each game, earning three starts . . . was 59-242, five TDs rushing . . . began freshman season at SS, moved to TB prior to opener and was shifted to FB in week three . . . was 30-195, three TDs rushing as team won National Championship . . . had 5t rush in Fiesta Bowl win over West Virginia . . . finance major.

PERSONAL: Full name is Rodney Dwayne Culver . . . born in Detroit, Mich. . . attended St. Martin dePorres High School . . . was Parade All-America selection and USA Today "Super 100" prospect choice . . . was three-time all-state selection . . . rushed for 1,548 yards and 20 TDs as senior captain, along with 12-147, three TDs receiving, 57 tackles and four interceptions . . . three-year letterman in basketball and track . . . helped lead basketball team to two state titles while capturing 100-meter state title as freshman and sophomore . . . single . . . resides in Detroit, Mich.

ANTHONY McCOY
6-0 279

Nose Tackle
Florida

Draft-4b, 1992

Born: June 10, 1969

COLLEGE: Four-year performer who started 22 of 40 career ap-



1992 DRAFT

pearances, including final two seasons at RDT. . . began career at middle guard then was moved to RDT as sophomore. . . career statistics include 124 tackles, 32 for losses (164 yards), 17 sacks (144 yards), four fumbles recovered and two fumbles forced. . . had 67 tackles, 17.5 for losses (91 yards), 7.5 sacks (52 yards), one forced fumble and one fumble recovered as senior to earn first-team All-SEC honors by AP and honorable mention All-America honors by The Football News. . . had tackles for losses in 10 contests and six or more stops in seven outings. . . had eleven tackles, nine solo, two sacks and five total stops for losses against LSU. . . had six tackles and one sack in Sugar Bowl versus Notre Dame. . . started eight of 10 games as junior and totaled 36 tackles, four for losses, 6.5 sacks (42 yards), two fumbles recovered and one forced fumble in 420 downs. . . missed final game with suspension, along with all of 1990 season. . . was reserve RDT as sophomore, totaling 14 tackles and two sacks (eleven yards). . . appeared in seven games as freshman, totaling seven tackles, one fumble recovered and one sack. . . sociology major.

PERSONAL: Full name is Anthony Bernard McCoy. . . born in Orlando, Fla. . . attended Evans High School. . . ranked as one of nation's five-best NGs by National High School Recruiting Service as senior. . . single. . . resides in Gainesville, Fla.

MAURY TOY
6-0 236

Running Back
UCLA

Draft-5, 1992

Born: January 27, 1969

COLLEGE: Four-year player who shared time throughout career and played both TB and FB. . . was 60-282, five TDs rushing for career and 22-226, two TDs receiving. . . was reserve in eleven games as senior and had career bests of 36-206, two TDs rushing and 16-161, two TDs receiving. . . had 70 rushing yards against Washington State. . . was 6-22, one TD rushing as junior. . . had only four rushing attempts as sophomore FB and totaled 4-44 receiving. . . was 14-49, one TD rushing and 2-21 receiving as freshman. . . did not see action in 1987. . . pre-psychology major.

PERSONAL: Full name is Maury Lynell Toy. . . born in Chicago, Ill. . . attended Mt. Home (Id.) High School. . . as senior TB captain was 232-1,714 rushing, 7-116 receiving, 14-31.0 avg. KOR and 18-15.1 avg. PR while scoring 22 TDs overall in earning state Player of the Year honors and honorable mention All-America honors by The Sporting News. . . was all-state grid performer over final three years. . . was honorable mention all-state in basketball as senior G/F with 16.0 ppg. and 7.0 rpg. avgs. . . was timed in 10.7 in 100-meter and 22.0 in 200-meter. . . possesses 33.5-inch vertical leap. . . single. . . resides in Los Angeles, Calif.

SHOUN HABERSHAM
5-10 180

Wide Receiver
Tennessee-Chattanooga

Draft-6, 1992

Born: December 12, 1968

COLLEGE: Three-year letterman who led team in receiving as sophomore and senior. . . career totals include 53-1,107, eleven TDs receiving and 71-20.8 avg. KOR. . . had career-best 33-767, eight TDs receiving as senior, along with 23-16.5 avg. KOR to earn first-team All-Southern Conference honors. . . was also 4-29 rushing. . . earned conference Player of the Week award with 5-175, two TDs receiving against The Citadel. . . set school record with 94t reception against Western Kentucky. . . was 4-51, one TD receiving as junior reserve. . . topped club with 26-21.0 avg. KOR. . . tied for club reception lead as sophomore with 16-289, two TDs. . . was 22-25.2 avg. KOR, including 90t versus Western Carolina. . . KOR avg. ranked second-best in school history. . . education major.

PERSONAL: Full name is Shounton Devay Habersham. . . born in Brooklyn, N.Y. . . attended Louisville (Ga.) High School. . . topped club as receiver for three years. . . was two-time team MVP in basketball and once in both baseball and track. . . single. . . resides in Louisville, Ga.



DEREK STEELE **Defensive End** **Draft-7, 1992**
6-3 265 **Maryland**

Born: December 27, 1968

COLLEGE: Shared time at both DT slots throughout career . . . split starting time at RT as senior, but was ineligible for final two games . . . career totals include 59 tackles, 39 solo, 14 tackles for losses (51 yards), four sacks (20 yards), two passes defended, two fumbles recovered and one forced fumble . . . had 15 tackles, 13 solo, four tackles for losses and two fumbles recovered as senior . . . as junior reserve saw action in passing situations, totaling 23 tackles, 14 solo, including seven tackles for losses (26 yards) and three sacks (12 yards) . . . opened sophomore season as reserve RT, then shifted to other side of line to conclude year . . . had 18 tackles, eleven solo, and one sack . . . had three stops in limited role as freshman . . . was redshirt in 1987 . . . criminal justice major.

PERSONAL: Full name is Derek Lee Steele . . . born in Newport News, Va. . . attended Warwick High School . . . was all-state and honorable mention All-America choice as senior DT, while also playing OT . . . was also all-state as junior . . . was senior captain and helped lead club to state semifinals . . . has 4.9 speed . . . nickname is "Bubba" . . . single . . . resides in College Park, Md.

JASON BELSER **Defensive Back** **Draft-8a, 1992**
5-9 187 **Oklahoma**

Born: May 28, 1970

COLLEGE: Four-year letterman and three-year starter who opened for final three years at SS . . . became only second DB in school history to record 200 career tackles (214, 140 solo), while other totals include 16 passes defended, 13 interceptions (216 yards, one TD), five fumbles recovered, four fumbles forced and three sacks (22 yards) . . . interception total was tied for fifth-best in school history . . . earned All-Big Eight honors as senior with 75 tackles, 52 solo, five interceptions (72 yards), seven passes defended and three sacks . . . had eleven tackles and one fumble recovered against Virginia Tech and eleven tackles and one interception versus Kansas State . . . was honorable mention All-America as junior by The Football News and The Poor Man's Guide . . . started CB and SS, totaling 66 tackles, 42 solo, nine passes defended, four interceptions (105 yards), three fumbles recovered and two fumbles forced . . . was second-team All-Big Eight as sophomore with 62 tackles, 38 solo, four interceptions (39 yards), one forced fumble and one fumble recovered . . . was special teams standout who saw action in all backfield positions as freshman . . . had eleven tackles . . . communications major.

PERSONAL: Full name is Jason Belser . . . born in Kansas City, Mo. . . attended Raytown South High School . . . played RB, CB, S, PK and P . . . scored 77 points and rushed for 1,088 yards as senior, including school-record 236 yards in one game . . . had four interceptions, 52 tackles and three fumbles recovered in final year . . . father, Caesar, played with Kansas City Chiefs (1968-71) and San Francisco (1974) . . . single resides in Norman, Okla.

RONALD HUMPHREY **Running Back** **Draft-8b, 1992**
5-10 201 **Mississippi Valley State**

Born: March 3, 1969

COLLEGE: Starter for three seasons who rushed 348-2,190, 16 TDs (6.3 avg.) for career . . . was 120-660, six TDs rushing as senior and 20-190 receiving to earn first-team All-America and All-SWAC honors by The Poor Man's Guide . . . also passed for two TDs . . . was 14-151, including 71t, vs. Prairie View . . . was 27-104 against Alcorn State, including TD rush and pass (15 yards) . . . had 73t passing strike versus Southern University . . . was 86-783, four TDs as junior despite missing three games . . . 8.9 rushing avg. set school seasonal mark . . . was 7-67 receiving and earned honorable mention All-America choice by The Poor Man's Guide as junior . . . was 11-160



1992 DRAFT

rushing, including 63t, against Miles College . . . was 24-145 against Alcorn State . . . missed sophomore season with leg injury . . . was 142-767, five TDs rushing as freshman to earn SWAC Freshman of the Year honors . . . was 16-151, one TD receiving . . . was 27-170 rushing against Texas Southern . . . criminal justice major.

PERSONAL: Full name is Ronald Lynn Humphrey . . . born in Marland, Texas . . . attended Forrest Brooks High School . . . was all-conference grid performer and member of track team . . . nicknamed "Showtime" . . . single . . . resides in Houston, Tex.

EDDIE MILLER

Wide Receiver
South Carolina

Draft-9,1992

6-0 185

Born: June 20, 1969

COLLEGE: Was major contributor during final three seasons as WR/KR . . . career totals include 75-1,459, 10 TDs receiving, 16-90, three TDs rushing, 26-19.1 avg. KOR and 18-6.2 avg. PR . . . played in 10 games as senior and was 31-592, five TDs receiving, 4-6, one TD rushing, 7-16.7 avg. KOR and 13-6.2 avg. PR . . . had 79t catch off CB-Terrell Buckley against Florida State . . . was 21-457, two TDs receiving as junior, along with 8-54, two TDs rushing and 10-19.4 avg. KOR . . . was 17-342, two TDs as sophomore and 9-20.7 avg. KOR . . . played in eight games as freshman, totaling 6-68 receiving . . . was redshirt in 1987 after mid-season shoulder injury . . . was track sprinter and three-time conference 400-meter champion (best 46.55) . . . also ran 4x100 and 4x400 events . . . hotel, restaurant and tourism major.

PERSONAL: Full name is Edward Miller, Jr. . . . born in Tumison, Ga. . . . attended Southwest DeKalb High School . . . three-time grid letterman at WR, RB and QB . . . was all-state as senior with 24-404, four TDs receiving and 16-23-306, two TDs passing . . . was 65-965, 12 TDs receiving for career . . . led grid club to 11-2 mark as senior . . . was four-year track letterman . . . set state mark in 400-meter dash (47.06) . . . single . . . resides in Columbia, S.C.

STEPHEN GRANT

Linebacker
West Virginia

Draft-10, 1992

6-0 231

Born: December 23, 1969

COLLEGE: Four-year letterman and three-year starter . . . career totals include 437 tackles, 16 passes defensed, 14 tackles for losses (60 yards), five sacks and two interceptions (33 yards) . . . named second-team All-America and first-team All-Big East as senior by The Poor Man's Guide . . . served as captain and led team with 147 tackles, 94 solo, two sacks and eight tackles for losses (36 yards) . . . posted season-high 17 tackles vs. Virginia Tech . . . was honorable mention All-America by The Football News and second-team All-East by AP as junior . . . named MVP after leading squad with 141 tackles, 91 solo . . . added six passes defensed, four tackles for losses, two sacks and two interceptions . . . had 102 tackles, 53 solo, as sophomore . . . only true freshman to see action in 1988 . . . totaled 55 tackles, 33 solo, as reserve ILB . . . sociology and anthropology major . . . earned Athletic Director's Academic Honor Roll recognition.

PERSONAL: Full name is Stephen Grant . . . born in Miami, Fla. . . . attended Southridge High School . . . was two-time team MVP and all-city choice . . . also named MVP of basketball team . . . single . . . resides in Morgantown, W. Va.

MICHAEL BRANDON

Defensive End
Florida

Draft-12, 1992

6-4 290

Born: July 30, 1968

COLLEGE: Two-year starter . . . career totals include 61 tackles, 10 tackles for losses (35 yards), and four sacks . . . started first five games as senior RDE before knee ligament damage suffered vs. LSU ended season . . . had 25 tackles, six for losses (23 yards) and 2.5 sacks . . . had seven tackles vs. Mississippi State and San Jose State for top games . . . started eight games at DT as junior, recording 34 tackles . . . helped club rank 5th nationally in rushing defense (85.6



ypg.) and total defense (257.6 ypg.) . . . opened sophomore season as reserve NT before moving to TE in October . . . had no receptions . . . had two tackles vs. Louisiana Tech . . . was red-shirt in 1988 . . . did not play in 1987 and had left shoulder surgery . . . criminal justice major.

PERSONAL: Full name is Michael Brandon . . . born in Berry, Fla. . . . attended Taylor County High School . . . earned Adidas and The Sporting News All-America honors after recording 82 tackles and 28 sacks as DE while totaling 15-300 as senior TE . . . single . . . resides in Gainesville, Fla.

IMPORTANT DATES

1992

- April 26-27 NFL Draft
- May 8-10 Mini-Camp
- July 16 Training Camp opens (Quarterbacks, rookies, free agents, injured veterans)
- July 23 Veterans report to camp
- August 7-9 First weekend of preseason games
- August 20 Break training camp
- August 25 Roster cut to 60 players by 3:00 p.m. (EST)
- August 31 Roster cut to 47 players by 11:00 a.m. (EST)
- September 6-7 . . . Regular Season opens
- October 13 Trading period ends at 3:00 p.m. (EST)

1993

- January 2-3 AFC and NFC Wild Card Playoff Games
- January 9-10 AFC and NFC Divisional Playoff Games
- January 17 AFC and NFC Championship Games
- January 31 Super Bowl XXVII at Pasadena, California
- February 1 Trading period begins
- February 7 AFC-NFC Pro Bowl at Honolulu, Hawaii



NATIONAL FOOTBALL LEAGUE

NATIONAL FOOTBALL LEAGUE

410 Park Ave., New York, N.Y. 10022
(212) 758-1500

Commissioner	Paul Tagliabue
President	Neil Austrian
Executive Vice President/League Counsel	Jay Moyer
Executive Vice President/Labor Relations Chairman	Harold R. Henderson
Vice President/Communications and Development	Joe Browne
Vice President/Broadcasting and Productions	Val Pinchbeck, Jr.
Vice President of Operations	Roger Goodell
Treasurer	Tom Sullivan
Executive Director/Special Events	Jim Steeg
General Counsel/Management Council	Dennis Curran
Director of Information	Pete Abitante
Director of Communications	Greg Aiello
Director of Player Personnel	Joel Bussert
Director of Administration	John Buzzeo
Director of Broadcasting Services	Dick Maxwell
Director of Labor Operations	John Jones
Director of Officiating	Jerry Seeman
Director of Game Operations	Jan Van Duser
Director of Planning	Don Weiss
Director of Security	Warren Welsh
AFC Director of Information	Leslie Hammond
NFC Director of Information	Reggie Roberts

NFL PUBLIC RELATIONS DIRECTORS

American Football Conference

Buffalo	Denny Lynch	(716)	648-1800
Cincinnati	Al Heim	(513)	621-3550
Cleveland	Kevin Byrne	(216)	696-5555
Denver	Jim Saccomano	(303)	649-9000
Houston	Chip Namias	(713)	797-9111
Indianapolis	Craig Kelley	(317)	297-2658
Kansas City	Robert Moore	(816)	924-9300
Los Angeles Raiders	Al LoCasale	(213)	322-3451
Miami	Harvey Greene	(305)	620-5000
New England	Pat Hanlon	(508)	543-8200
New York Jets	Frank Ramos	(212)	538-6600
Pittsburgh	Dan Edwards	(412)	323-1200
San Diego	Bill Johnston	(619)	280-2111
Seattle	Gary Wright	(206)	827-9777

National Football Conference

Atlanta	Charlie Taylor	(404)	945-1111
Chicago	Bryan Harlan	(708)	295-6600
Dallas	Rich Dalrymple	(214)	556-9900
Detroit	Bill Keenist	(313)	335-4131
Green Bay	Lee Rempel	(414)	496-5700
Los Angeles Rams	Rick Smith	(714)	535-7267
Minnesota	Merrill Swanson	(612)	828-6500
New Orleans	Rusty Kasmiersky	(504)	733-6147
New York Giants	Ed Croke	(201)	935-8111
Philadelphia	Ron Howard	(215)	463-2500
Phoenix	Paul Jensen	(602)	967-1010
San Francisco	Jerry Walker	(408)	562-4949
Tampa Bay	Rick Odioso	(813)	870-2700
Washington	Mike McCall	(703)	471-9100

Other Public Relations Contacts

Elias Sports Bureau	Seymour Siwoff	(212)	869-1530
Management Council	John Jones	(212)	832-2260
Hall of Fame	Don Smith	(216)	456-8207
ABC-TV	Mark Mandel	(212)	456-4867
NBC-TV	Ed Markey	(212)	664-2014
CBS-TV	Lou D'Ermilio	(212)	975-1077
ESPN	Chris LaPlaca	(203)	585-2239
TNT	John Prenty	(404)	827-1735



HOW THE COLTS WERE BUILT

YEAR DRAFT	TRADE	FREE AGENTS/ WAIVERS
1980	Ray Donaldson (2a)	
1981	Donnell Thompson (1b)	
1982	Rohn Stark (2b)	
1984	Kevin Call (5b) Eugene Daniel (8) Albert Bentley (2#)	
1985	Duane Bickett (1)	
1986	Jon Hand (1) Jack Trudeau (2) Bill Brooks (4)	Dean Biasucci
1987	Randy Dixon (4) Chris Goode (10)	Mike Prior
1988	Michael Ball (4) John Baylor (5) Jeff Herrod (9)	Clarence Verdin— (Washington)
1989	Pat Tomberlin (4) Quintus McDonald (6)	Chip Banks— (San Diego) Zefross Moss— (Dallas)
1990	Jeff George (1) Anthony Johnson (2) William Schultz (4b) Alan Grant (4c) Tony Walker (6)	†Sam Clancy (PB-Cleveland)
1991	Dave McCloughan (3) Mark Vander Poel (4) Kerry Cash (5) Mel Agee (6) Tim Bruton (8)	Mark Herrmann— (L.A. Rams) Jessie Hester Scott Radecic— (Buffalo) Tony Siragusa
1991	Dave McCloughan (3) Mark Vander Poel (4) Kerry Cash (5) Mel Agee (6) Tim Bruton (8)	Irv Pankey— (L.A. Rams)
		Ken Clark †Travis Davis— (New Orleans) Darvell Huffman Cornell Holloway Tim Manoa Sammy Martin Bob Mrosko Darin Shoulders Matt Vanderbeek

#NFL Supplemental Draft
†Plan B FA



1991 REVIEW

1991 NATIONAL FOOTBALL LEAGUE STANDINGS

American Conference Eastern Division

	W	L	T	Pct.
Buffalo*	13	3	0	.813
N.Y. Jets#	8	8	0	.500
Miami	8	8	0	.500
New England	6	10	0	.375
Indianapolis	1	15	0	.063

Central Division

	W	L	T	Pct.
Houston*	11	5	0	.688
Pittsburgh	7	9	0	.438
Cleveland	6	10	0	.375
Cincinnati	3	13	0	.188

Western Division

	W	L	T	Pct.
Denver*	12	4	0	.750
Kansas City#	10	6	0	.625
L.A. Raiders#	9	7	0	.563
Seattle	7	9	0	.438
San Diego	4	12	0	.250

*Division Champions

AFC Wildcard—KANSAS CITY 10,

L.A. Raiders 6

HOUSTON 17, NY Jets 10

AFC Playoffs—DENVER 26,

Houston 24

BUFFALO 37, Kansas City 14

AFC Championship—BUFFALO 10,

Denver 7

Super Bowl XXVI—Washington 37, BUFFALO 24 at Minneapolis (HHH Metrodome)

National Conference Eastern Division

	W	L	T	Pct.
Washington*	14	2	0	.875
Dallas#	11	5	0	.688
Philadelphia	10	6	0	.625
N.Y. Giants	8	8	0	.500
Phoenix	4	12	0	.250

Central Division

	W	L	T	Pct.
Detroit*	12	4	0	.750
Chicago#	11	5	0	.688
Minnesota	8	8	0	.500
Green Bay	4	12	0	.250
Tampa Bay	3	13	0	.188

Western Division

	W	L	T	Pct.
New Orleans*	11	5	0	.688
Atlanta#	10	6	0	.625
San Francisco	10	6	0	.625
L.A. Rams	3	13	0	.188

#Wildcard Teams

NFC Wildcard—Atlanta 27,

NEW ORLEANS 20

Dallas 17, CHICAGO 13

NFC Playoffs—DETROIT 38,

Dallas 6

WASHINGTON 24, Atlanta 7

NFC Championship—WASHINGTON 41,

Detroit 10

COLTS SEASON REVIEW

Preseason (Won 1, Lost 3)

Date	Opponent	Colts-Opp.	Record	Attendance
8/ 2	@Denver	3-10	L 0- 1	75,375
8/10	SEATTLE	7-17	L 0- 2	47,943
8/17	NEW ORLEANS	34-28	W 1- 2	45,963
8/23	@Philadelphia	21-23	L 1- 3	52,687

Regular Season (Won 1, Lost 15)

9/ 1	NEW ENGLAND	7-16	L 0- 1	49,961
9/ 8	@Miami	6-17	L 0- 2	51,155
9/15	@L.A. Raiders	0-16	L 0- 3	40,287
9/22	DETROIT	24-33	L 0- 4	53,396
9/29	@Seattle	3-31	L 0- 5	56,656
10/ 6	PITTSBURGH	3-21	L 0- 6	55,383
10/13	@Buffalo	6-42	L 0- 7	79,015
10/20	NEW YORK JETS	6-17	L 0- 8	53,025
10/27	Open Date			
11/ 3	MIAMI	6-10	L 0- 9	55,899
11/10	@New York Jets	28-27	W 1- 9	44,792
11/17	CHICAGO	17-31	L 1-10	60,519
11/24	Green Bay at Milw.	10-14	L 1-11	42,132
12/ 1	CLEVELAND	0-31	L 1-12	57,539
12/ 8	@New England	17-23 (OT)	L 1-13	20,131
12/15	BUFFALO	7-35	L 1-14	48,286
12/22	@Tampa Bay	3-17	L 1-15	28,043

HOME GAMES

1991 REVIEW



WEEK ONE: New England 16, Colts 7

September 1, 1991

Hoosier Dome

3:00 p.m.

Indianapolis dropped its eighth consecutive opener in falling to New England, 16-7. Patriots QB-Tommy Hodson was 13-18-136, one TD, while K-Jason Staurovsky hit three field goals in earning the victory. Indianapolis failed to convert on four field goal opportunities and could not recover from a 10-7 halftime deficit. QB-Jeff George was 27-42-301 passing, but tossed two interceptions. RB-Anthony Johnson was 11-87 receiving to become the first Colt to amass more than 10 receptions in a game since Randy McMillan on 11/8/81.

Patriots	7	3	3	3	16
Colts	7	0	0	0	7

Scoring Summary

NE	1	- 7:13	Cook 23 pass from Hodson (Staurovsky kick)	7-45	4:11	0-7
Colts	1	-11:00	Brooks 24 pass from George (Biasucci kick)	7-80	3:47	7-7
NE	2	-10:16	Staurovsky 35 FG	12-55	6:24	7-10
NE	3	-11:55	Staurovsky 39 FG	11-53	6:58	7-13
NE	4	-12:14	Staurovsky 36 FG	13-42	7:13	7-16

TEAM STATISTICS	Patriots	Colts
First Downs	14	19
Rushes/Yards	31-81	17-66
Net Passing Yards	125	271
Total Net Yards	206	337
Passing (A-C-I)	18-13-0	42-27-2
Sacks-Yards	4-30	2-11
Punts-Avg.	2-39.0	0-0.0
Fumbles/Lost	1/1	3/0
Penalties	1-5	4-30
Time of Possession	30:12	29:48

INDIVIDUAL LEADERS:

Rushing—Patriots:	Russell 24-72; Vaughn 4-9; Adams 1-2; Hodson 2-(-2)
Colts:	Dickerson 15-64; George 2-2
Passing—Patriots:	Hodson 18-13-136-1-0 Sacked: 2-11
Colts:	George 42-27-301-1-2 Sacked: 4-30
Receiving—Patriots:	Cook 6-57, 1 TD; Fryar 4-57; Timpson 1-9; Russell 1-7; Coates 1-6
Colts:	Johnson 11-87; Dickerson 8-66; Brooks 4-89, 1 TD; Verdin 2-36; Hester 2-23

WEEK TWO: Miami 17, Colts 6

September 8, 1991

Joe Robbie Stadium

12:00 p.m.

Indianapolis dropped to 0-2 with a 17-6 loss at Miami. Miami used a 14-point second half to drop the Colts after the first half ended 3-3. RB-Aaron Craver scored on a seven-yard rush and RB/WR-Jim Jensen tallied on a nine-yard pass from QB-Dan Marino to spell the difference. Indianapolis produced 150 net yards to Miami's 277. QB-Jeff George hit 17-31 for 98 yards, while RB-Eric Dickerson was 19-60 rushing to surpass the 12,000-yard career mark. RB-Albert Bentley suffered a season-ending knee injury in the third quarter. K-Dean Biasucci hit field goals of 48 and 21 yards. The game swung in Miami's favor when the Colts failed to convert a first-and-goal from the Miami one early in the last period.



1991 REVIEW

Colts	0	3	0	3	6
Dolphins	3	0	7	7	17

Scoring Summary

M	1	—	6:46	Baumann 48 FG	8-29	3:39	0-3
Colts	2	—	14:57	Biasucci 48 FG	13-46	2:41	3-3
M	3	—	6:47	Craver 7 run (Baumann kick)	7-60	3:21	3-10
Colts	4	—	0:58	Biasucci 21 FG	16-50	9:11	6-10
M	4	—	9:11	Jensen 9 pass from Marino (Baumann kick)	16-65	8:13	6-17

TEAM STATISTICS	Dolphins	Colts
First Downs	20	11
Rushes/Yards	38-148	21-69
Net Passing Yards	129	81
Total Net Yards	277	150
Passing (A-C-I)	25-14-1	31-17-0
Sacks-Yards	2-17	2-18
Punts-Avg.	3-40.0	6-48.3
Fumbles/Lost	2/1	0/0
Penalties	2-16	4-35
Time of Possession	34:11	25:49

INDIVIDUAL LEADERS:

Rushing—Dolphins:	Higgs 27-111; Craver 11-37, 1 TD
Colts:	Dickerson 19-60; George 1-5; Verdin 1-4
Passing—Dolphins:	Marino 25-14-147-1-1 Sacked: 2-18
Colts:	George 31-17-98-0-0 Sacked: 2-17
Receiving—Dolphins:	Paige 5-53; Duper 2-27; Jensen 2-14, 1 TD; Banks 1-20; Higgs 1-13; Edmunds 1-9; Clayton 1-8; Craver 1-3
Colts:	Bentley 7-42; Dickerson 7-35; Hester 2-12; Brooks 1-9

WEEK THREE: Los Angeles Raiders 16, Colts 0 September 15, 1991 Los Angeles Memorial Coliseum 3:00 p.m.

Indianapolis fell to 0-3 with a 16-0 loss to the Los Angeles Raiders. The Raiders used a 13-point second quarter to pace the way to victory. QB-Jay Schroeder hit WR-Mervyn Fernandez on a 16-yard scoring toss and K-Jeff Jaeger booted two of his three field goals during the period. He added a third quarter field goal to complete the scoring. The Raiders held a 268-266 edge in net yards, but totaled 215 in the decisive first half. QB-Jeff George was 21-32-220 passing, and RB-Eric Dickerson was 20-77 rushing. RB-Anthony Johnson was 10-89 receiving, his second consecutive 10+ reception outing. C-Ray Donaldson's season ended with a broken leg in the second quarter. The Colts were forced to employ four offensive line configurations to conclude the game.

Colts	0	0	0	0	0
Raiders	0	13	3	0	16

Scoring Summary

R	2	—	2:30	Fernandez 16 pass from Schroeder (Jaeger kick)	10-57	5:57	0-7
R	2	—	12:09	Jaeger 33 FG	9-64	4:57	0-10
R	2	—	14:54	Jaeger 41 FG	5-47	0:29	0-13
R	3	—	13:47	Jaeger 33 FG	8-17	3:33	0-16

1991 REVIEW



TEAM STATISTICS	Raiders	Colts
First Downs	15	16
Rushes/Yards	32-115	22-73
Net Passing Yards	153	193
Total Net Yards	268	266
Passing (A-C-I)	22-13-0	32-21-0
Sacks-Yards	3-27	3-28
Punts-Avg.	5-44.4	4-39.8
Fumbles/Lost	0/0	3/2
Penalties	8-70	2-20
Time of Possession	32:55	27:05

INDIVIDUAL LEADERS:

Rushing—Raiders:	Craig 19-57; McCallum 8-33; Schroeder 4-15; Smith 1-10
Colts:	Dickerson 20-77; George 2-(-4)
Passing—Raiders:	Schroeder 22-13-181-1-0 Sacked: 3-28
Colts:	George 32-21-220-0-0 Sacked: 3-27
Receiving—Raiders:	Fernandez 7-90, 1 TD; Brown 2-27; Craig 2-27; Gault 1-26; Glover 1-11
Colts:	Johnson 10-89; Dickerson 5-38; Brooks 4-67; Hester 2-26

WEEK FOUR: Detroit 33, Colts 24

September 22, 1991

Hoosier Dome

12:00 p.m.

Indianapolis opened an early 10-0 advantage then surrendered 26 consecutive points in falling to Detroit, 33-24. The Colts produced a franchise-low four rushing yards, with RB-Eric Dickerson compiling a personal career-low 17 yards on 13 attempts. Dickerson (12,121) moved into 4th-place in NFL career rushing, ahead of Franco Harris. QB-Jeff George was 29-40-348, two TDs and one interception. Detroit RB-Barry Sanders rumbled for 179 yards on 30 rushes, the second-highest ground assault ever against the Colts. Colts RB-Anthony Johnson had nine receptions for 105 yards. The Lions settled the outcome with a 16-point third quarter.

Lions	0	7	16	10	33
Colts	10	0	0	14	24

Scoring Summary

Colts 1	— 5:47	Dickerson 2 run (Biasucci kick)	11-56	5:47	7- 0
Colts 1	—10:18	Biasucci 20 FG	7-32	3:28	10- 0
D	2 — 3:14	Peete 7 run (Murray kick)	13-83	7:56	10- 7
D	3 — 5:13	Sanders 2 run (Murray kick)	2-16	0:52	10-14
D	3 — 9:09	Safety-Dickerson tackled in end zone			10-16
D	3 —11:44	Green 11 pass from Kramer (Murray kick)	4-36	2:35	10-23
D	4 — 5:20	Murray 19 FG	10-81	6:01	10-26
Colts 4	—10:07	Dickerson 1 pass from George (Biasucci kick)	12-80	4:47	17-26
D	4 —12:03	Sanders 23 run (Murray kick)	4-53	1:56	17-33
Colts 4	—14:17	Hester 12 pass from George (Biasucci kick)	6-65	2:14	24-33

TEAM STATISTICS	Lions	Colts
First Downs	25	20
Rushes/Yards	39-208	14-4
Net Passing Yards	194	324
Total Net Yards	402	328
Passing (A-C-I)	25-19-2	40-29-1
Sacks-Yards	4-24	0-0



1991 REVIEW

Punts-Avg.	1-63.0	3-45.7
Fumbles/Lost	3/1	2/0
Penalties	5-25	7-70
Time of Possession	31:35	28:25

INDIVIDUAL LEADERS:

Rushing—Lions:	Sanders 30-179, 2 TD; Peete 8-26, 1 TD; Overton 1-3
Colts:	Dickerson 13-17, 1 TD; Stark 1-(-13)
Passing—Lions:	Peete 23-17-167-0-2 Sacked: 0-0; Kramer 2-2-27-1-0 Sacked: 0-0
Colts:	George 40-29-348-2-1 Sacked: 4-24
Receiving—Lions:	Perriman 6-63; Farr 5-41; Clark 3-51; Sanders 3-10; Tennell 1-18; Green 1-11, 1 TD
Colts:	Johnson 9-105; Dickerson 6-34, 1 TD; Verdin 5-50; Brooks 4-66; Hester 3-37, 1 TD; Thornton 1-38; Cash 1-18

WEEK FIVE: Seattle 31, Colts 3

September 29, 1991

Kingdome

3:00 p.m.

Indianapolis fell to 0-5 with a 31-3 loss to Seattle at the Kingdome. Seattle moved to a 17-3 first half advantage on the way to victory. The Seahawks totaled 251 net yards to the Colts' 137. QB-Jeff George was 17-31-144, two ints. passing, while RB-Eric Dickerson was 13-42 rushing. The Seahawks produced 168 yards on 44 rushes. Injuries to OG-Randy Dixon and OT-Zefross Moss caused the Colts to employ three line configurations, while the special teams yielded a punt return for a score. Seattle controlled the ball 37:37 of the contest.

Colts	0	3	0	0	3
Seahawks	7	10	7	7	31

Scoring Summary

S	1	—	5:10	Williams 6 run (Kasay kick)	8-48	5:10	0-7
S	2	—	6:44	Kasay 41 FG	6-35	3:23	0-10
S	2	—	9:11	Warren 59 punt return (Kasay kick)			0-17
Colts	2	—	13:11	Biasucci 54 FG	4-(-11)	1:11	3-17
S	3	—	5:44	Kane 7 pass from Kemp (Kasay kick)	8-29	4:33	3-24
S	4	—	2:07	Fenner 10 run (Kasay kick)	16-95	9:33	3-31

TEAM STATISTICS	Seahawks	Colts
First Downs	16	9
Rushes/Yards	44-168	13-42
Net Passing Yards	83	95
Total Net Yards	251	137
Passing (A-C-I)	17-10-1	34-18-2
Sacks-Yards	5-57	0-0
Punts-Avg.	5-39.8	8-44.9
Fumbles/Lost	2/2	1/1
Penalties	6-23	6-50
Time of Possession	37:37	22:23

INDIVIDUAL LEADERS:

Rushing—Seahawks:	Fenner 18-69, 1 TD; Williams 17-80, 1 TD; Loville 5-13 Jones 3-6; Kemp 1-0
Colts:	Dickerson 13-42
Passing—Seahawks:	McGwire 7-3-27-0-1 Sacked: 0-0; Kemp 10-7-56-1-0 Sacked: 0-0

1991 REVIEW



Colts: George 31-17-144-0-2 Sacked: 4-51; Trudeau 3-1-8-0-0 Sacked: 1-6

Receiving—Seahawks: Williams 5-41; Kane 4-35, 1 TD; Chadwick 1-7

Colts: Verdin 4-44; Johnson 4-29; Dickerson 4-17; Brooks 3-32; Hester 3-30

WEEK SIX: Pittsburgh 21, Colts 3

October 6, 1991

Hoosier Dome

7:00 p.m.

Pittsburgh scored all its points in the final half in defeating the Colts, 21-3. K-Dean Biasucci staked Indianapolis to a 3-0 halftime lead with a 19-yard field goal 8:37 into the second quarter. Indianapolis produced three first-half takeaways, but could not convert further. Pittsburgh QB-Bobby Brister fired TD tosses of 21 and 24 yards, while RB-Merril Hoge capped the scoring with a one-yard burst with 4:56 remaining. Pittsburgh held a 292-189 edge in net yards. QB-Jeff George was 22-28-191 passing, while the Colts' rushing attack totaled 42 yards on 24 attempts. Rick Venturi debuted as head coach for Indianapolis.

Steelers	0	0	7	14	21
Colts	0	3	0	0	3

Scoring Summary

Colts	2	—	8:37	Biasucci 19 FG	10-64	4:17	3- 0
P	3	—	6:40	Green 21 pass from Brister (Anderson kick)	7-62	4:17	3- 7
P	4	—	1:02	Foster 24 pass from Brister (Anderson kick)	2-48	0:38	3-14
P	4	—	10:04	Hoge 1 run (Anderson kick)	7-42	3:52	3-21

TEAM STATISTICS	Steelers	Colts
First Downs	17	15
Rushes/Yards	28-120	24-42
Net Passing Yards	172	147
Total Net Yards	292	189
Passing (A-C-I)	17-14-2	28-22-0
Sacks-Yards	5-44	2-14
Punts-Avg.	5-45.5	7-37.4
Fumbles/Lost	3/1	2/2
Penalties	7-42	7-60
Time of Possession	26:55	33:05

INDIVIDUAL LEADERS:

Rushing—Steelers: Foster 12-49; Hoge 9-42, 1 TD; Williams 5-17; Thompson 2-12

Colts: Dickerson 13-24; Clark 8-14; Perkins 2-4; Johnson 1-0

Passing—Steelers: Brister 16-13-181-2-2 Sacked: 2-14; O'Donnell 1-1-5-0-0 Sacked: 0-0

Colts: George 28-22-191-0-0 Sacked: 5-44

Receiving—Steelers: Calloway 3-71; Green 3-42, 1 TD; Foster 3-37, 1 TD; Stone 2-16; Hoge 1-9; Thompson 1-6; Williams 1-5

Colts: Brooks 6-79; Clark 6-37; Hester 4-45; Dickerson 2-7; Perkins 2-1; Coley 1-13; Verdin 1-9



1991 REVIEW

WEEK SEVEN: Buffalo 42, Colts 6

October 13, 1991

Rich Stadium

12:00 p.m.

Buffalo scored touchdowns on its first six possessions in besting the Colts, 42-6. The Bills totaled 276 rushing yards, including 100+ performances by RBs-Thurman Thomas (20-117, 2 TDs) and Kenneth Davis (9-108, 1 TD). Indianapolis was limited to two K-Dean Biasucci field goals. Indianapolis mustered 66 yards on 29 rushes, while QB-Jeff George was 22-33-168, one int. passing. RB-Eric Dickerson (hamstring) missed only his second career game due to injury. LB-Jeff Herrod and FS-Mike Prior also missed the game.

Colts	0	6	0	0	6
Bills	14	14	7	7	42

Scoring Summary

B	1	—	1:18	Thomas 14 run (Norwood kick)	1-14	0:05	0-7
B	1	—	7:02	Gardner 3 run (Norwood kick)	9-62	3:20	0-14
Colts	2	—	1:56	Biasucci 26 FG	18-72	9:54	3-14
Colts	2	—	5:49	Biasucci 29 FG	8-18	3:53	6-14
B	2	—	9:13	Thomas 7 run (Norwood kick)	8-71	3:24	6-21
B	2	—	14:12	McKeller 5 pass from Reich (Norwood kick)	10-73	3:45	6-28
B	3	—	5:27	Lofton 11 pass from Reich (Norwood kick)	9-76	5:27	6-35
B	4	—	0:16	Davis 78 run (Norwood kick)	3-94	1:28	6-42

TEAM STATISTICS	Bills	Colts
First Downs	23	20
Rushes/Yards	38-276	29-66
Net Passing Yards	120	174
Total Net Yards	396	240
Passing (A-C-I)	12-9-1	37-23-2
Sacks-Yards	1-5	0-0
Punts-Avg.	1-47.0	2-35.5
Fumbles/Lost	2/1	1/1
Penalties	8-56	10-93
Time of Possession	25:11	34:49

INDIVIDUAL LEADERS:

Rushing—Bills:	Thomas 20-117, 2 TD; Davis 9-108, 1 TD; Gardner 7-48, 1 TD; Kelly 2-3
Colts:	Clark 19-44; Manoa 5-7; Johnson 4-11; Perkins 1-4
Passing—Bills:	Kelly 5-3-44-0-0 Sacked: 0-0; Reich 7-6-76-2-1 Sacked: 0-0
Colts:	George 33-22-168-0-1 Sacked: 1-5; Trudeau 4-1-11-0-1 Sacked: 0-0
Receiving—Bills:	McKeller 3-34, 1 TD; Reed 2-34; Lofton 2-22, 1 TD; Thomas 1-26; Gardner 1-4
Colts:	Clark 6-31; Hester 5-59; Mrosko 5-42; Johnson 4-14; Verdin 2-19; Brooks 1-14

WEEK EIGHT: New York Jets 17, Colts 6

October 20, 1991

Hoosier Dome

12:00 p.m.

Indianapolis fell to 0-8 and extended its streak to 16 quarters without a touchdown in falling to the New York Jets, 17-6. The Jets bolted to a 14-6 halftime lead and controlled the ball more than 20 minutes in the final two periods to notch the victory. New York totaled 331 net yards to the Colts' 170. Indianapolis rushed 17 times for 91 yards. QB-Jeff George was 14-22-107, while the Jets' QB-Ken O'Brien was 14-19-205, one TD and interception.

1991 REVIEW



Jets	7	7	3	0	17
Colts	0	6	0	0	6

Scoring Summary

NYJ 1	— 9:07	Moore 47 pass from O'Brien (Leahy kick)	4-64	2:05	0-7
Colts 2	— 0:53	Biasucci 42 FG	12-55	6:46	3-7
NYJ 2	— 10:51	Baxter 1 run (Leahy kick)	16-72	9:58	3-14
Colts 2	— 14:51	Biasucci 34 FG	10-65	4:00	6-14
NYJ 3	— 9:47	Leahy 19 FG	10-66	5:15	6-17

TEAM STATISTICS	Jets	Colts
First Downs	19	11
Rushes/Yards	41-138	17-91
Net Passing Yards	193	79
Total Net Yards	331	170
Passing (A-C-I)	19-14-1	22-14-0
Sacks-Yards	4-28	2-12
Punts-Avg.	3-44.0	4-49.8
Fumbles/Lost	0/0	1/1
Penalties	8-76	3-22
Time of Possession	36:49	23:11

INDIVIDUAL LEADERS:

Rushing—Jets:	Baxter 20-59, 1 TD; Thomas 12-43; Hector 4-19; O'Brien 4-19; Burkett 1-(-2)
Colts:	Johnson 10-51; Clark 7-40
Passing—Jets:	O'Brien 19-14-205-1-1 Sacked: 2-12
Colts:	George 22-14-107-0-0 Sacked: 4-28
Receiving—Jets:	Moore 4-96, 1 TD; Toon 4-47; Hector 2-20; Thomas 2-18; Matich 1-14; Mathis 1-10
Colts:	Brooks 4-31; Verdin 2-18; Hester 2-17; Beach 2-16; Johnson 2-13; Clark 2-12

WEEK NINE: Miami 10, Colts 6

November 3, 1991

Hoosier Dome

4:00 p.m.

Indianapolis shutout Miami over the final three quarters but failed to score on its final five possessions in falling to the Dolphins, 10-6. The Dolphins tallied all their points on their first two possessions. K-Dean Biasucci added 47- and 25-yard field goals. Indianapolis pushed its streak to 20 consecutive quarters without a touchdown. QB-Jeff George was 18-34-189 passing with one interception.

Dolphins	10	0	0	0	10
Colts	0	3	3	0	6

Scoring Summary

M 1	— 6:26	Duper 12 pass from Marino (Stoyanovich kick)	12-80	6:26	0-7
M 1	— 14:39	Stoyanovich 35 FG	9-62	5:15	0-10
Colts 2	— 14:58	Biasucci 47 FG	7-43	1:05	3-10
Colts 3	— 6:42	Biasucci 25 FG	14-73	6:42	6-10

TEAM STATISTICS	Dolphins	Colts
First Downs	15	15
Rushes/Yards	27-67	24-95
Net Passing Yards	231	183
Total Net Yards	298	278



1991 REVIEW

Passing (A-C-I)	37-21-0	34-18-1
Sacks-Yards	1-6	0-0
Punts-Avg.	6-38.0	5-43.8
Fumbles/Lost	0/0	1/1
Penalties	5-39	4-34
Time of Possession	32:32	27:28

INDIVIDUAL LEADERS:

Rushing—Dolphins:	Smith 14-49; Higgs 8-24; Paige 1-2; Marino 4-(-8)
Colts:	Dickerson 17-63; Johnson 7-32
Passing—Dolphins:	Marino 37-21-231-1-0 Sacked: 0-0
Colts:	George 34-18-189-0-1 Sacked: 1-6
Receiving—Dolphins:	Paige 6-50; Duper 3-64, 1 TD; Banks 3-33; Clayton 3-30; Smith 3-24; Martin 1-13; Jensen 1-12; Baty 1-5
Colts:	Hester 7-90; Clark 6-52; Dickerson 2-16; Johnson 2-7; Brooks 1-24

WEEK TEN: Colts 28, New York Jets 27

November 10, 1991

Giants Stadium

1:00 p.m.

QB-Jeff George was 16-26-239, three TDs and two interceptions to lead Indianapolis to a 28-27 win over the Jets. George teamed with WR-Jessie Hester (5-100) on scoring passes of 49 and seven yards, while hitting WR-Bill Brooks (8-80) on a seven-yard strike. The Colts rallied from a 14-0 deficit, and received a boost when KR-Clarence Verdin motored 88 yards for a score with the kickoff to open the second half. The Jets cut the score to 28-27 with two fourth-quarter field goals, but the Colts' offense helped close the contest.

Colts	0	7	21	0	28
Jets	7	7	7	6	27

Scoring Summary

NYJ 1	— 6:13	Baxter 4 run (Leahy kick)	11-76	6:13	0-7
NYJ 2	— 9:22	Burkett 15 pass from O'Brien (Leahy kick)	8-55	5:01	0-14
Colts 2	—13:53	Hester 49 pass from George (Biasucci kick)	4-73	1:07	7-14
Colts 3	— 0:15	Verdin 88 kickoff return (Biasucci kick)			14-14
NYJ 3	— 5:30	Baxter 1 run (Leahy kick)	9-74	5:15	14-21
Colts 3	—10:28	Hester 7 pass from George (Biasucci kick)	9-75	4:58	21-21
Colts 3	—11:58	Brooks 7 pass from George (Biasucci kick)	4-25	1:19	28-21
NYJ 4	— 0:54	Leahy 22 FG	9-71	3:56	28-24
NYJ 4	— 6:35	Leahy 25 FG	10-26	5:30	28-27

TEAM STATISTICS	Jets	Colts
First Downs	24	16
Rushes/Yards	32-118	22-43
Net Passing Yards	318	239
Total Net Yards	436	282
Passing (A-C-I)	36-23-0	26-16-2
Sacks-Yards	0-0	1-11
Punts-Avg.	2-40.0	4-38.3
Fumbles/Lost	1/1	2/1
Penalties	7-55	6-33
Time of Possession	37:27	22:33

1991 REVIEW



INDIVIDUAL LEADERS:

Rushing—Jets: Baxter 17-50, 2 TD; Thomas 11-58; Hector 4-10
 Colts: Clark 20-50; George 2-(-7)
 Passing—Jets: O'Brien 36-23-329-1-0 Sacked: 1-11
 Colts: George 26-16-239-3-2 Sacked: 0-0
 Receiving—Jets: Toon 6-93; Dressel 4-35; Mathis 3-51; Dawkins 2-32; Burkett 2-28, 1 TD; Thomas 2-25; Moore 1-39; Boyer 1-13; Baxter 1-7; Hector 1-6
 Colts: Brooks 8-80, 1 TD; Hester 5-100, 2 TD; Clark 1-23; Mrosko 1-20; Martin 1-16

WEEK ELEVEN: Chicago 31, Colts 17

November 17, 1991

Hoosier Dome

1:00 p.m.

Chicago totaled 448 net yards and scored three second-half touchdowns to down Indianapolis, 31-17. Chicago used 13- and 84-yard scoring passes from QB-Jim Harbaugh in the third quarter to post the victory. QB-Jeff George (16-33-176, 2 TDs) suffered his first sub-50% passing outing. George teamed with WR-Bill Brooks on a nine-yard scoring play in the final period to cut the score to 24-17, but a special teams penalty on fourth down at the Colts' 48 extended a Bears drive that resulted in the final Chicago score. The second-largest crowd in Hoosier Dome history (60,519) witnessed the game.

Bears	7	3	14	7	31
Colts	7	3	0	7	17

Scoring Summary

Colts 1 — 6:59 Hester 4 pass from George (Biasucci kick) 2- 8 0:48 7- 0
 C 1 —12:34 Harbaugh 6 run (Butler kick) 11-80 5:35 7- 7
 C 2 —13:06 Butler 21 FG 11-47 5:17 7-10
 Colts 2 —14:57 Biasucci 47 FG 11-56 1:51 10-10
 C 3 — 8:26 Muster 13 pass from Harbaugh (Butler kick) 11-75 6:36 10-17
 C 3 —11:22 Morgan 84 pass from Harbaugh (Butler kick) 3-88 1:09 10-24
 Colts 4 — 0:07 Brooks 9 pass from George (Biasucci kick) 7-80 3:45 17-24
 C 4 —13:04 Muster 9 run (Butler kick) 12-92 7:22 17-31

TEAM STATISTICS	Bears	Colts
First Downs	27	14
Rushes/Yards	32-175	19-111
Net Passing Yards	273	140
Total Net Yards	448	251
Passing (A-C-I)	32-18-1	33-16-0
Sacks-Yards	5-36	3-14
Punts-Avg.	3-41.7	7-45.1
Fumbles/Lost	1/1	0/0
Penalties	5-42	6-65
Time of Possession	36:31	23:29

INDIVIDUAL LEADERS:

Rushing—Bears: Muster 15-101, 1 TD; Green 9-53; Bailey 6-14; Harbaugh 2-7, 1 TD
 Colts: Clark 11-67; Manoa 6-26; George 2-18
 Passing—Bears: Harbaugh 32-18-287-2-1 Sacked: 3-14
 Colts: George 33-16-176-2-0 Sacked: 5-36



1991 REVIEW

Receiving—Bears: Muster 6-44, 1 TD; Davis 3-50; Thornton 2-47; Gentry 2-25; Waddle 2-21; Morgan 1-84, 1 TD; Jennings 1-12; Green 1-4
 Colts: Brooks 7-106, 1 TD; Hester 4-32, 1 TD; Clark 3-11; Martin 1-25; Verdin 1-2

WEEK TWELVE: Green Bay 14, Colts 10
November 24, 1991 County Stadium 1:00 p.m.

Green Bay rushed for 164 yards and built a 14-3 third-quarter lead, then held on to earn a 14-10 decision over the Colts. QB-Jeff George (21-40-184, one TD and int.) hit WR-Bill Brooks (10-70, 1 TD) on a six-yard TD pass with 4:56 remaining, then guided the club to the Green Bay 20 before losing. The Indianapolis defense limited the Packers to 31 plays and 16 minutes TOP over the final three quarters. Indianapolis posted 72 yards on 28 rushes, but suffered seven sacks for 67 yards.

Colts	0	3	0	7	10
Packers	7	0	7	0	14

Scoring Summary

GB 1 — 7:54 Workman 1 run (Jacke kick) 12-55 6:43 0- 7
 Colts 2 —13:03 Biasucci 35 FG 16-72 9:00 3- 7
 GB 3 — 5:52 Tomczak 2 run (Jacke kick) 9-71 5:52 3-14
 Colts 4 —10:14 Brooks 6 pass from George (Biasucci kick) 14-62 6:47 10-14

TEAM STATISTICS	Packers	Colts
First Downs	11	16
Rushes/Yards	30-164	28-72
Net Passing Yards	28	117
Total Net Yards	192	189
Passing (A-C-I)	17-5-1	40-21-1
Sacks-Yards	7-67	2-22
Punts-Avg.	6-33.7	5-40.2
Fumbles/Lost	2/2	5/1
Penalties	4-25	4-16
Time of Possession	25:25	34:35

INDIVIDUAL LEADERS:

Rushing—Packers: Thompson 15-63; Woodside 6-44; Workman 5-9, 1 TD; Tomczak 4-48, 1 TD
 Colts: Clark 19-51; Manoa 5-10; George 3-8; Perkins 1-3
 Passing—Packers: Tomczak 17-5-50-0-1 Sacked: 2-22
 Colts: George 40-21-184-1-1 Sacked: 7-67
 Receiving—Packers: Harris 1-19; Wilson 1-14; Sharpe 1-8; Workman 1-6; Woodside 1-3
 Colts: Brooks 10-70, 1 TD; Hester 5-66; Clark 3-35; Manoa 1-5; Martin 1-5; Beach 1-3

WEEK THIRTEEN: Cleveland 31, Colts 0
December 1, 1991 Hoosier Dome 1:00 p.m.

Cleveland produced 24 points off four first-half Indianapolis turnovers to gain a 31-0 win. The Browns had four touchdowns during the decisive second quarter, and maintained their lead to the final gun. QB-Jeff George (10-21-100) was sacked six times for 72 yards and was intercepted twice. RB-Eric Dickerson was 16-117 rushing to put his career total to 12,367 and ahead of Jim Brown as the 3rd-leading rusher in NFL history. QB-Bernie Kosar was 18-23-189, one TD for Cleveland.

1991 REVIEW



Browns	3	28	0	0	31
Colts	0	0	0	0	0

Scoring Summary

C	1	— 4:01	Stover 41 FG	4- 8	1:41	0- 3
C	2	— 0:04	Mack 3 pass from Kosar (Stover kick)	11-72	6:11	0-10
C	2	— 9:44	Mack 51 run (Stover kick)	9-98	6:13	0-17
C	2	—12:34	Hoard 2 run (Stover kick)	4-12	1:10	0-24
C	2	—13:07	Jones 20 interception return (Stover kick)			0-31

TEAM STATISTICS	Browns	Colts
First Downs	19	11
Rushes/Yards	31-138	22-143
Net Passing Yards	177	28
Total Net Yards	315	171
Passing (A-C-I)	23-18-0	21-10-2
Sacks-Yards	6-72	3-12
Punts-Avg.	2-41.5	4-51.5
Fumbles/Lost	0/0	3/2
Penalties	2-10	6-41
Time of Possession	34:54	25:06

INDIVIDUAL LEADERS:

Rushing—Browns:	Morris 19-68; Mack 9-69, 1 TD; Hoard 2-2, 1 TD; Philcox 1-(-1)
Colts:	Dickerson 16-117; Clark 5-23; Manoa 1-3
Passing—Browns:	Kosar 23-18-189-1-0 Sacked: 3-12
Colts:	George 21-10-100-0-2 Sacked: 6-72
Receiving—Browns:	Hoard 6-74; Galbraith 4-52; Mack 3-19, 1 TD; Slaughter 2-19; Langhorne 1-12; Brennan 1-7; Morris 1-6
Colts:	Hester 4-66; Brooks 2-15; Dickerson 2-0; Mrosko 1-13; Verdin 1-6

WEEK FOURTEEN: New England 23, Colts 17 (OT)

December 8, 1991

Foxboro Stadium

1:00 p.m.

QB-Hugh Millen hit WR-Michael Timpson on a 45-yard scoring pass at 8:55 of overtime to lift New England to a 23-17 win over the Colts. The Patriots forced the extra session when Millen hit TE-Ben Coates on a two-yard scoring toss with :07 left in regulation. Indianapolis entered the fourth quarter with a 17-3 lead. Indianapolis led 14-3 at the half on a QB-Jeff George 13-yard scoring pass to WR-Jessie Hester and a one-yard TD burst by RB-Eric Dickerson. Indianapolis produced a season-high eight sacks.

Colts	0	14	3	0	0	17
Patriots	3	0	0	14	6	23

Scoring Summary

NE	1	— 9:45	Baumann 24 FG	13-69	7:18	0- 3
Colts	2	—11:10	Hester 13 pass from George (Biasucci kick)	10-51	5:35	7- 3
Colts	2	—11:37	Dickerson 1 run (Biasucci kick)	1- 1	0:03	14- 3
Colts	3	—14:28	Biasucci 40 FG	7-48	3:18	17- 3
NE	4	— 1:30	Stephens 1 run (Baumann kick)	5-72	2:02	17-10



1991 REVIEW

NE	4	-14:53	Coates 2 pass from Millen (Baumann kick)	8-51	0:58	17-17
NE	OT-	8:55	Timpson 45 pass from Millen (no kick)	3-53	1:33	17-23

TEAM STATISTICS	Patriots	Colts
First Downs	22	13
Rushes/Yards	32-123	33-55
Net Passing Yards	277	147
Total Net Yards	400	202
Passing (A-C-I)	40-21-2	24-15-0
Sacks-Yards	3-12	8-53
Punts-Avg.	7-41.3	10-41.3
Fumbles/Lost	3/1	0/0
Penalties	14-89	3-15
Time of Possession	33:00	35:55

INDIVIDUAL LEADERS:

Rushing—Patriots:	Russell 20-82; Stephens 4-7, 1 TD; Millen 3-22; Vaughn 3-13; Allen 1-5; Coates 1-(-6)
Colts:	Dickerson 30-53, 1 TD; George 2-1; Clark 1-1
Passing—Patriots:	Millen 40-21-330-2-2 Sacked: 8-53
Colts:	George 24-15-159-1-0 Sacked: 3-12
Receiving—Patriots:	McMurtry 8-119; Cook 6-90; Timpson 3-84, 1 TD; Carpenter 2-34; Coates 1-2, 1 TD; Russell 1-1
Colts:	Brooks 6-85; Hester 4-31, 1 TD; Dickerson 2-24; Beach 1-11; Clark 1-11; Verdin 1-(-3)

WEEK FIFTEEN: Buffalo 35, Colts 7

December 15, 1991

Hoosier Dome

8:00 p.m.


Buffalo totaled 177 net yards and scored three touchdowns to open a 21-0 first quarter advantage in beating the Colts, 35-7. QB-Jim Kelly marched the Bills on 80- and 96-yard drives to open the game. The Bills totaled 156 yards rushing, while hitting 13 of 17 passes for four touchdowns. QB-Jeff George left the game for the Colts in the second quarter with a bruised elbow. QB-Mark Herrmann guided the Colts most of the way.

Bills	21	7	0	7	35
Colts	0	0	0	7	7

Scoring Summary

B	1	- 5:04	Davis 1 run (Norwood kick)	11-80	5:04	0- 7
B	1	-11:41	Lofton 11 pass from Kelly (Norwood kick)	10-96	4:24	0-14
B	1	-14:44	Davis 14 pass from Kelly (Norwood kick)	3-17	0:34	0-21
B	2	-10:13	Reed 23 pass from Kelly (Norwood kick)	5-41	1:44	0-28
Colts	4	- 2:58	Manoa 1 run (Biasucci kick)	5-78	3:42	7-28
B	4	- 8:37	Metzelaars 4 pass from Reich (Norwood kick)	8-82	5:39	7-35

TEAM STATISTICS	Bills	Colts
First Downs	23	18
Rushes/Yards	37-156	29-133
Net Passing Yards	159	195
Total Net Yards	315	328
Passing (A-C-I)	17-13-0	31-18-3
Sacks-Yards	2-25	1-7
Punts-Avg.	4-46.8	4-42.0



Fluids.
Minerals.
Energy.

Gatorade.
Nothing
works better.

Gatorade. For that deep down body thirst.

INDIANAPOLIS COLTS ALPHABETICAL ROSTER — TRAINING CAMP 1992

NUMERICAL ROSTER

No.	NAME	POS.	HT.	WT.	NFL EXP.	BIRTHDATE	COLLEGE
90B	AGE, MEL	DE	6-5	298	2	11/22/68	ILLINOIS
33B	AMBROSE, ASHLEY	DB	5-10	177	R	9/17/70	MISS. VALLEY STATE
45W	ARBuckle, CHARLES	TE	6-3	248	1	9/13/68	UCLA
31B	BALL, MICHAEL	DB	6-0	220	5	8/5/64	SOUTHERN UNIVERSITY
51B	BANKS, CHIP	LB	6-4	254	10	9/18/59	SOUTHERN CALIFORNIA
36B	BAYLOR, JOHN	DB	6-0	208	4	3/5/65	SOUTHERN MISSISSIPPI
17W	BELLAMY, MIKE	WR	6-1	194	2	6/28/66	ILLINOIS
29B	BELSER, JASON	DB	5-9	187	R	4/28/70	OKLAHOMA
20W	BENTLEY, ALBERT	RB	5-11	217	7	8/15/60	MIAMI
4W	BIASUCCI, DEAN	K	6-0	190	8	7/25/62	WESTERN CAROLINA
50B	BICKETT, DUANE	LB	6-5	251	8	12/1/62	SOUTHERN CALIFORNIA
62B	BRANDON, MICHAEL	DE	6-4	290	R	6/30/68	FLORIDA
18W	BRITTON, EDDIE	WR	5-10	160	1	12/1/68	CENTRAL STATE (OH)
80W	BROOKS, BILL	WR	6-0	195	7	4/6/64	BOSTON UNIVERSITY
87W	BRUTON, TIM	TE	6-3	254	1	6/14/67	MISSOURI
71W	CALL, KEVIN	OT	6-7	308	9	11/13/61	COLORADO STATE
88W	CASH, KERRY	TE	6-4	252	2	8/7/69	TEXAS
76B	CLANCY, SAM	DE	6-7	300	9	5/29/58	PITTSBURGH
32W	CLARK, KEN	RB	5-9	204	3	6/11/66	NEBRASKA
55B	CORYATT, QUENTIN	LB	6-3	250	R	8/1/70	TEXAS A & M
35W	CULVER, RODNEY	RB	5-9	224	R	12/23/69	NOTRE DAME
38B	DANIEL, EUGENE	DB	5-11	188	9	5/4/61	LOUISIANA STATE
57B	DAVIS, JOHN	LB	6-0	230	1	7/19/67	CITADEL
95B	DAVIS, TRAVIS	NT	6-2	291	3	5/10/66	MICHIGAN STATE
69W	DIXON, RANDY	OG	6-3	305	6	3/12/65	PITTSBURGH
53W	DONALDSON, RAY	C	6-3	300	13	5/18/58	GEORGIA
79B	EMTMAN, STEVE	DE	6-4	290	R	4/16/70	WASHINGTON
30W	FRANKLIN, DERRICK	RB	5-10	196	R	10/27/68	INDIANA STATE
11W	GEORGE, JEFF	DB	6-4	227	3	12/1/67	ILLINOIS
94B	GIANNETTI, FRANK	LB	6-3	292	7	3/14/68	PENN STATE

1W	Darvell Huffman
2W	Reggie Thornton
3W	Rohn Stark
4W	Dean Biasucci
7W	Tom Tupa
9W	Mark Herrmann
10W	Jack Trudseau
11W	Jeff George
15W	Eddie Miller
16W	Shoun Habersham
17W	Mike Bellamy
18W	Eddie Britton
20W	Albert Bentley
21W	Brian Lattimore
23W	Anthony Johnson
25B	Cornell Holloway
26B	Alan Grant
27B	Isaac Morehouse
27W	Maury Toy
28W	Ed Toner
29B	Jason Belsar
30W	Derrick Franklin
31B	Michael Ball
32W	Ken Clark
33B	Ashley Ambrose
35W	Rodney Culver
36B	John Baylor
37B	Chris Goode
38B	Eugene Daniel
39B	Mike Prior
40B	Erol McCorvey

COLTS ALLTIME HEAD COACHES/ASSISTANTS

HEAD COACH	YEARS	RECORD	ASSISTANTS
Cecil Isbell	1947-49	9-22-1	Nick Campofreda; Don Edmunds; Andy Hewlitt; Joel Hunt; John Taylor (1947); Tom Stidman (1947-48); Lou Defilippo (1948); Bill Conkright; Walter Driskill; Mike Michalske; Charles O'Rourke (1949)
*1 Walter Driskill	1949	1-7	
Clem Crowe	1950	1-11	Joel Hunt; Wayne Millner; Rocco Pirro
Keith Molesworth	1953	3-9	Otis Douglas; Ray Richards; Nick Wasyluk
Weeb Ewbank	1954-62	61-52-1	Russ Murphy; Joe Thomas (1954); Frank Cumiskey; Charles Winner (1954-62); Tom Hughes (1955); Frank Lauterbur (1955-56); Herman Ball (1956-62); John Bridgers; Bob Shaw (1957-58); Don McCafferty; John Sandusky (1959-62)
Don Shula	1963-69	73-26-4	Gino Marchetti; Jim Mutscheller; Bill Pellington (1963); Charles Winner (1963-65); Don McCafferty; John Sandusky (1963-69); Bill Arnsparger; Dick Bielski (1964-69); Chuck Noll (1966-68); Bob Boyd (1969)
Don McCafferty	1970-72	26-11-1	Lou Rymkus (1970); Dick Bielski; Bob Boyd; Hank Bullough; John Idzik; John Sandusky (1970-72); Bob (Red) Miller (1971-72)
*2 John Sandusky	1972	4-5	
Howard Schnellenberger	1973-74	4-13	Ray Callahan; Bobby Franklin; Dick Voris (1973); Pete McCulley; George Sefcik; George Young (1973-74); Don Doll; Frank Lauterbur; Jerry Smith (1974)
*3 Joe Thomas	1974	2-9	
Ted Marchibroda	1975-79	41-36	Pete McCulley; Jerry Smith (1975-76); Frank Lauterbur (1975-77); Whitey Dovel (1975-78); Maxie Baughan; George Boutsellis (1975-79); Dick Bielski; Ed Khayat (1977-79); Ralph Hawkins (1978); John Symank; Ernie Zwahlen (1979)
Mike McCormack	1980-81	9-23	Dick Bielski; George Boutsellis; John Idzik; Ed Khayat; John Symank; Joe Vitt; Chuck Weber; Ray Wietecha (1980-81); Bob Boyd; Clyde Powers (1981)
Frank Kush	1982-84	11-28-1	Bud Carson (1982); Bob Valsente (1982-83); Zeke Bratkowski; Gunther Cunningham; Hal Hunter; Richard Mann; Roger Theder; Rick Venturi; Mike Westhoff (1982-84); George Catavolos; Tom Zupancic (1984)
*4 Hal Hunter	1984	0-1	
Rod Dowhower	1985-86	5-24	Steve Sidwell (1985); John Becker; George Catavolos; George Hill; Tom Lovat; Billie Matthews; Chip Myers; Keith Rowan; Rick Venturi; Tom Zupancic (1985-86); John Marshall (1986)
*5 Ron Meyer	1986	3-0	
Ron Meyer	1987-91	33-36	John Becker; George Hill; Tom Lovat; John Marshall; Chip Myers; Keith Rowan (1987-88); Leon Burnett; George Catavolos; Rick Venturi; Tom Zupancic (1987-91); Greg Briner (1989); Larry Kennan; Dante Scarnecchia (1989-90); Milt Jackson; Bill Muir; Brad Seely (1989-91); Dave Ahrens; Sylvester Croom; Steve Furness (1991)
*6 Rick Venturi	1991	1-10	

*1 Succeeded Isbell for last eight games
 *2 Succeeded McCafferty for last nine games
 *3 Succeeded Schnellenberger for last eleven games
 *4 Succeeded Kush for last game
 *5 Succeeded Dowhower for last three games
 *6 Succeeded Meyer for last eleven games

INDIANAPOLIS COLTS ALPHABETICAL ROSTER—TRAINING CAMP 1992

NUMERICAL ROSTER

No.	NAME	POS.	HT.	WT.	NFL EXP.	BIRTHDATE	COLLEGE
90B	AGEE, MEL	DE	6-5	298	2	11/22/68	ILLINOIS
33B	AMBROSE, ASHLEY	DB	5-10	177	R	9/17/70	MISS. VALLEY STATE
46W	ARBUCKLE, CHARLES	TE	6-3	248	1	9/13/68	UCLA
31B	BALL, MICHAEL	DB	6-0	220	5	8/ 5/64	SOUTHERN UNIVERSITY
51B	BANKS, CHIP	LB	6-4	254	10	9/18/59	SOUTHERN CALIFORNIA
36B	BAYLOR, JOHN	DB	6-0	208	4	3/ 5/65	SOUTHERN MISSISSIPPI
17W	BELLAMY, MIKE	WR	6-1	194	2	6/28/66	ILLINOIS
29B	BELSER, JASON	DB	5-9	187	R	4/28/70	OKLAHOMA
20W	BENTLEY, ALBERT	RB	5-11	217	7	8/15/60	MIAMI
4W	BIASUCCI, DEAN	K	6-0	190	8	7/25/62	WESTERN CAROLINA
50B	BICKETT, DUANE	LB	6-5	251	8	12/ 1/62	SOUTHERN CALIFORNIA
62B	BRANDON, MICHAEL	DE	6-4	290	R	6/30/68	FLORIDA
18W	BRITTON, EDDIE	WR	5-10	160	1	12/ 1/68	CENTRAL STATE (OH)
80W	BROOKS, BILL	WR	6-0	195	7	4/ 6/64	BOSTON UNIVERSITY
87W	BRUTON, TIM	TE	6-3	254	1	6/14/67	MISSOURI
71W	CALL, KEVIN	OT	6-7	308	9	11/13/61	COLORADO STATE
88W	CASH, KERRY	TE	6-4	252	2	8/ 7/69	TEXAS
76B	CLANCY, SAM	DE	6-7	300	9	5/29/58	PITTSBURGH
32W	CLARK, KEN	RB	5-9	204	3	6/11/66	NEBRASKA
55B	CORYATT, QUENTIN	LB	6-3	250	R	8/ 1/70	TEXAS A & M
35W	CULVER, RODNEY	RB	5-9	224	R	12/23/69	NOTRE DAME
38B	DANIEL, EUGENE	DB	5-11	188	9	5/ 4/61	LOUISIANA STATE
57B	DAVIS, JOHN	LB	6-0	230	1	7/19/67	CITADEL
95B	DAVIS, TRAVIS	NT	6-2	291	3	5/10/66	MICHIGAN STATE
69W	DIXON, RANDY	OG	6-3	305	6	3/12/65	PITTSBURGH
53W	DONALDSON, RAY	C	6-3	300	13	5/18/58	GEORGIA
79B	EMTMAN, STEVE	DE	6-4	290	R	4/16/70	WASHINGTON
30W	FRANKLIN, DERRICK	RB	5-10	196	R	10/27/68	INDIANA STATE
11W	GEORGE, JEFF	QB	6-4	227	3	12/ 8/67	ILLINOIS
94B	GIANNETTI, FRANK	LB	6-3	292	2	3/14/68	PENN STATE
37B	GOODE, CHRIS	DB	6-0	199	6	9/17/63	ALABAMA
26B	GRANT, ALAN	DB	5-10	187	3	10/ 1/66	STANFORD
59B	GRANT, STEPHEN	LB	6-0	231	R	12/23/69	WEST VIRGINIA
16W	HABERSHAM, SHOUN	WR	5-10	180	R	12/12/68	TENN-CHATTANOOGA
78B	HAND, JON	DE	6-7	301	7	11/13/63	ALABAMA
56W	HELDT, MICHAEL	C	6-2	294	1	1/ 2/70	NOTRE DAME
9W	HERRMANN, MARK	QB	6-4	220	11	1/ 8/59	PURDUE
54B	HERROD, JEFF	LB	6-0	249	5	7/29/66	MISSISSIPPI
84W	HESTER, JESSIE	WR	5-11	175	7	1/21/63	FLORIDA STATE
25B	HOLLOWAY, CORNELL	DB	5-11	182	3	1/30/66	PITTSBURGH
1W	HUFFMAN, DARVELL	WR	5-8	158	2	5/ 5/67	BOSTON UNIVERSITY
45W	HUMPHREY, RONALD	RB	5-10	201	R	3/ 3/69	MISS. VALLEY STATE
23W	JOHNSON, ANTHONY	FB	6-0	222	3	10/25/67	NOTRE DAME
85W	LANGHORNE, REGGIE	WR	6-2	207	8	4/ 7/63	ELIZABETH CITY STATE
21W	LATTIMORE, BRIAN	RB	6-1	218	2	10/29/66	SE MISSOURI STATE
60W	LUEDEKE, ROB	C	6-5	290	1	9/26/67	PENN STATE
44W	MANOA, TIM	RB	6-1	247	5	9/ 4/64	PENN STATE
86W	MARTIN, SAMMY	WR	5-11	182	5	8/21/65	LOUISIANA STATE
64W	MATICH, TREVOR	OL	6-4	297	8	10/ 9/61	BRIGHAM YOUNG
42B	McCLOUGHAN, DAVE	DB	6-1	185	2	11/20/66	COLORADO
40B	McCORVEY, ERROL	DB	6-0	177	R	5/12/68	FLORIDA STATE
72B	McCOY, ANTHONY	NT	6-0	279	R	6/10/69	FLORIDA
96B	McDONALD, QUINTUS	LB	6-3	263	4	12/14/66	PENN STATE
15W	MILLER, EDDIE	WR	6-0	185	R	6/20/69	SOUTH CAROLINA
27B	MOREHOUSE, ISAAC	DB	5-8	176	R	4/12/69	JACKSON STATE
73W	MOSS, ZEFROSS	OT	6-6	338	4	8/17/66	ALABAMA STATE
81W	MROSKO, BOB	TE	6-5	260	4	11/13/65	PENN STATE
75W	PANKEY, IRV	OT	6-5	313	13	2/15/58	PENN STATE
39B	PRIOR, MIKE	DB	6-0	210	7	11/14/63	ILLINOIS STATE
97B	RADECIC, SCOTT	LB	6-3	240	9	6/14/62	PENN STATE
63W	RAY, JOHN	OT	6-8	358	R	4/16/69	WEST VIRGINIA
74W	SCHULTZ, WILLIAM	OT	6-5	305	3	5/ 1/67	SOUTHERN CALIFORNIA
65W	SHOULDERS, DARIN	OT	6-3	304	2	5/23/68	TULANE
98B	SIRAGUSA, TONY	NT	6-3	303	3	5/14/67	PITTSBURGH
66W	SOLT, RON	OG	6-3	280	8	5/19/62	MARYLAND
3W	STARK, ROHN	P	6-3	203	11	5/ 4/59	FLORIDA STATE
67B	STEELE, DEREK	DE	6-3	265	R	12/27/68	MARYLAND
49W	TALLEY, JOHN	TE	6-5	258	3	12/19/64	WEST VIRGINIA
41B	THOMAS, ALEX	DB	6-1	215	R	5/20/68	AUBURN
99B	THOMPSON, DONNELL	DE	6-4	280	12	10/27/58	NORTH CAROLINA
2W	THORNTON, REGGIE	WR	5-10	172	2	9/26/67	BOWLING GREEN
52B	THORSON, CHAD	LB	6-2	240	1	7/ 6/67	WHEATON COLLEGE
68W	TOMBERLIN, PAT	OT	6-2	315	2	1/29/66	FLORIDA STATE
28W	TONER, ED	RB	6-0	240	1	3/22/68	BOSTON COLLEGE
27W	TOY, MAURY	RB	6-0	236	R	1/27/69	UCLA1
10W	TRUDEAU, JACK	QB	6-3	227	7	9/ 9/62	ILLINOIS
61W	TUCKER, MARK	OL	6-2	279	1	4/29/65	SOUTHERN CAL
7W	TUPA, TOM	QB	6-4	230	5	2/ 6/66	OHIO STATE
72W	VANDER POEL, MARK	OT	6-7	303	2	3/ 5/68	COLORADO
58B	VANDERBEEK, MATT	LB	6-3	258	3	8/16/67	MICHIGAN STATE
83W	VERDIN, CLARENCE	WR	5-8	162	7	6/14/63	SW LOUISIANA
92B	WALKER, TONY	LB	6-3	246	3	4/ 2/68	SE MISSOURI STATE
43B	WILLIAMS, JAMES	DB	5-10	187	R	10/ 8/70	TEXAS-SOUTHERN
93B	ZANDER, CARL	LB	6-2	235	8	4/12/63	TENNESSEE

1W	Darvell Huffman
2W	Reggie Thornton
3W	Rohn Stark
4W	Dean Biasucci
7W	Tom Tupa
9W	Mark Herrmann
10W	Jack Trudeau
11W	Jeff George
15W	Eddie Miller
16W	Shoun Habersham
17W	Mike Bellamy
18W	Eddie Britton
20W	Albert Bentley
21W	Brian Lattimore
23W	Anthony Johnson
25B	Cornell Holloway
26B	Alan Grant
27B	Isaac Morehouse
27W	Maury Toy
28W	Ed Toner
29B	Jason Belser
30W	Derrick Franklin
31B	Michael Ball
32W	Ken Clark
33B	Ashley Ambrose
35W	Rodney Culver
36B	John Baylor
37B	Chris Goode
38B	Eugene Daniel
39B	Mike Prior
40B	Errol McCorvey
41B	Alex Thomas
42B	Dave McCloughan
43B	James Williams
44B	Tim Manoa
45W	Ronald Humphrey
46W	Charles Arbuckle
49W	John Talley
50B	Duane Bickett
51B	Chip Banks
52B	Chad Thorson
53W	Ray Donaldson
54B	Jeff Herrod
55B	Quentin Coryatt
56W	Michael Heldt
57B	John Davis
58B	Matt Vanderbeek
59B	Stephen Grant
60W	Rob Luedeke
61W	Mark Tucker
62B	Michael Brandon
63W	John Ray
64W	Trevor Matich
65W	Darin Shoulders
66W	Ron Solt
67B	Derek Steele
68W	Pat Tomberlin
69W	Randy Dixon
71W	Kevin Call
72B	Anthony McCoy
72W	Mark Vander Poel
73W	Zefross Moss
74W	William Schultz
75W	Irv Pankey
76B	Sam Clancy
78B	Jon Hand
79B	Steve Emtman
80W	Bill Brooks
81W	Bob Mrosko
83W	Clarence Verdin
84W	Jessie Hester
85W	Reggie Langhorne
86W	Sammy Martin
87W	Tim Bruton
88W	Kerry Cash
90B	Mel Agee
92B	Tony Walker
93B	Carl Zander
94B	Frank Giannetti
95B	Travis Davis
96B	Quintus McDonald
97B	Scott Radecic
98B	Tony Siragusa
99B	Donnell Thompson

1991 REVIEW



Fumbles/Lost	0/0	1/0
Penalties	4-47	7-42
Time of Possession	26:23	33:37

INDIVIDUAL LEADERS:

Rushing—Bills:	Davis 22-90, 1 TD; Thomas 6-34; Reich 3-(-3); Reed 2-22; Kelly 2-(-4); Edwards 1-17; Gardner 1-0
Colts:	Clark 21-74; Manoa 6-68, 1 TD; Herrmann 1-(-1); Huffman 1-(-8)
Passing—Bills:	Kelly 11-9-119-3-0 Sacked: 1-7; Reich 6-4-47-1-0 Sacked: 0-0
Colts:	George 11-7-83-0-0 Sacked: 2-25; Herrmann 19-11-137-0-3 Sacked: 0-0; Hilger 1-0-0-0-0 Sacked: 0-0
Receiving—Bills:	Reed 4-65, 1 TD; Lofton 3-48, 1 TD; Davis 3-33, 1 TD; Edwards 2-16; Metzelaars 1-4, 1 TD
Colts:	Hester 5-77; Brooks 4-45; Clark 3-15; Huffman 3-14; Verdin 1-28; Beach 1-26; Mrosko 1-15

WEEK SIXTEEN: Tampa Bay 17, Colts 3

December 22, 1991

Tampa Stadium

1:00 p.m.

Indianapolis closed its season by falling at Tampa Bay, 17-3. Indianapolis led on a second-quarter field goal before allowing the final 17 points of the contest. Tampa Bay controlled the second half and held a 300-230 net yardage advantage, limiting the Colts to 73 yards in the final half. QB-Jeff George was 20-37-203. WR-Bill Brooks was 7-76. The Colts' rushing attack gained 64 yards on 20 attempts.

Colts	0	3	0	0	3
Buccaneers	0	7	7	3	17

Scoring Summary

Colts	2	—	0:05	Biasucci	39	FG	6-24	1:54	3-0
TB	2	—	14:39	Carrier	29	pass from Testaverde			
				(Christie kick)			6-58	1:00	3-7
TB	3	—	8:26	Dawsey	9	run (Christie kick)	6-68	3:45	3-14
TB	4	—	1:24	Christie	28	FG	9-48	5:52	3-17

TEAM STATISTICS	Bucs	Colts
First Downs	19	12
Rushes/Yards	32-132	20-64
Net Passing Yards	168	166
Total Net Yards	300	230
Passing (A-C-I)	31-15-3	37-20-0
Sacks-Yards	5-37	0-0
Punts-Avg.	5-41.4	8-37.4
Fumbles/Lost	1/1	4/3
Penalties	2-25	6-58
Time of Possession	30:46	29:14

INDIVIDUAL LEADERS:

Rushing—Bucs:	Cobb 24-87; Wilson 4-31; Highsmith 2-7; Dawsey 1-9, 1 TD; Testaverde 1-(-2)
Colts:	Dickerson 11-19; Manoa 4-30; Clark 3-2; George 2-13
Passing—Bucs:	Testaverde 31-15-168-1-3 Sacked: 0-0
Colts:	George 37-20-203-0-0 Sacked: 5-37



1991 REVIEW

Receiving—Bucs: Carrier 3-60, 1 TD; Dawsey 3-39; Drewery 3-38; Cobb 3-25; Wilson 2-(-4); Anderson 1-10
Colts: Brooks 7-76; Hester 3-42; Dickerson 3-32; Martin 2-33; Clark 2-18; Verdin 1-5; Manoa 1-0; Perkins 1-(-3)

1991 SEASON LONG GAINERS

LONGEST SCORING RUN FROM SCRIMMAGE

Colts: 2 yards Eric Dickerson vs. Detroit 9/22
Opp: 78 yards Kenneth Davis at Buffalo 10/13

LONGEST NON-SCORING RUN FROM SCRIMMAGE

Colts: 44 yards Tim Manoa vs. Buffalo 12/15
Opp: 48 yards Mike Tomczak at Green Bay 11/24

LONGEST SCORING PASS COMPLETION

Colts: 49 yards Jeff George to Jessie Hester at N.Y. Jets 11/10
Opp: 84 yards Jim Harbaugh to Anthony Morgan vs. Chicago 11/17

LONGEST NON-SCORING PASS COMPLETION

Colts: 46 yards Jeff George to Bill Brooks at New England 12/8
Opp: 39 yards Ken O'Brien to Rob Moore at N.Y. Jets 11/10

LONGEST INTERCEPTION RETURN

Colts: 37 yards Mike Prior at Seattle 9/29
Opp: 27 yards Eugene Robinson at Seattle 9/29

LONGEST PUNT RETURN

Colts: 22 yards Clarence Verdin vs. Miami 11/3
Opp: 59t yards Chris Warren at Seattle 9/29

LONGEST KICKOFF RETURN

Colts: 88t yards Clarence Verdin at N.Y. Jets 11/10
Opp: 50 yards Derek Loville at Seattle 9/29

LONGEST PUNT

Colts: 65 yards Rohn Stark at Seattle 9/29
Opp: 63 yards Jim Arnold vs. Detroit 9/22

LONGEST FIELD GOAL

Colts: 54 yards Dean Biasucci at Seattle 9/29
Opp: 48 yards Charlie Baumann at Miami 9/8

LARGEST ATTENDANCE

Home: 60,519 vs. Chicago 11/17
Road: 79,015 at Buffalo 10/13



1991 TEAM STATISTICS

	Colts	Opponent
TOTAL FIRST DOWNS	236	305
Rushing	55	140
Passing	163	152
Penalty	18	13
3rd Down: Made/Att.(%)	65/208 (31.3)	98/199 (49.2)
4th Down: Made/Att.(%)	10/25 (40.0)	7/11 (63.6)
POSSESSION AVERAGE	28:05	31:55
TOTAL NET YARDS	3748	5127
Avg. Per Game	234.3	320.4
Total Plays	923	961
Avg. Per Play	4.1	5.3
NET YARDS RUSHING	1169	2327
Avg. Per Game	73.1	145.4
Total Rushes	354	544
NET YARDS PASSING	2579	2800
Avg. Per Game	161.2	175.0
Tackled/Yards Lost	57/487	29/202
Gross Yards	3066	3002
Att./Completions	512/305	388/240
Completion Pct.	59.6	61.9
Had Intercepted	16	15
PUNTS/AVERAGE	82/42.6	59/41.4
NET PUNTING AVG.	34.8	36.2
PENALTIES/YARDS	84/684	89/650
FUMBLES/BALL LOST	32/15	21/13
TOUCHDOWNS	14	47
Rushing	3	23
Passing	10	22
Returns	1	2



The Colts' home is located on 32 acres of land just west of I-465 on 56th Street. Built at a cost of more than \$4 million, the complex features three practice fields including two natural-turf fields and one AstroTurf surface.

The 43,500 square foot structure includes: spacious locker rooms; a steam room; a sauna; a 12' x 12' sunken hydrotherapy tank; a 24' x 78' training room; a 34' x 23' vestibule and lobby; and a 20' x 17' working press area. Three racquetball courts and a quarter-mile outdoor running track provides for cardiovascular exercise. The Colts moved into the facility in August of 1985.



STATISTICS

1991 INDIVIDUAL

RUSHING

	No.	Yds.	Avg.	LG	TD
Dickerson	167	536	3.2	28	2
Clark	114	366	3.2	25	0
Manoa	27	144	5.3	44	1
Johnson	22	94	4.3	15	0
George	16	36	2.3	13	0
Perkins	4	11	2.8	4	0
Verdin	1	4	4.0	4	0
Herrmann	1	-1	-1.0	-1	0
Huffman	1	-8	-8.0	-8	0
Stark	1	-13	-13.0	-13	0
COLTS TOTAL	354	1169	3.3	44	3
Opp. Total	544	2327	4.3	t78	23

PUNTING

	No.	Yds.	Avg.	Net	TB	In 20	LG	Blk.
Stark	82	3492	42.6	34.8	6	14	65	0
COLTS TOTAL	82	3492	42.6	34.8	6	14	65	0
Opp. Total	59	2444	41.4	36.2	7	15	63	0

PUNT RETURNS

	Ret.	FC	Yds.	Avg.	LG	TD
Verdin	25	10	163	6.5	22	0
Clark	1	0	6	6.0	6	0
Grant	1	2	0	0.0	0	0
Prior	0	2	0	—	0	0
COLTS TOTAL	27	14	169	6.3	22	0
Opp. Total	47	14	516	11.0	t59	1

KICKOFF RETURNS

	No.	Yds.	Avg.	LG	TD
Martin, N.E.-Ind.	20	483	24.2	38	0
Martin, Ind.	12	305	25.4	38	0
Verdin	36	689	19.1	t88	1
Grant	3	20	6.7	10	0
McCloughan	2	35	17.5	19	0
McDonald	1	3	3.0	3	0
Mrosko	1	9	9.0	9	0
COLTS TOTAL	55	1061	19.3	t88	1
Opp. Total	34	573	16.9	50	0

FIELD GOALS

	1-19	20-29	30-39	40-49	50+	Total
Biasucci	1- 1	5- 5	3- 4	5-13	1- 3	15-26
COLTS	1- 1	5- 5	3- 4	5-13	1- 3	15-26
Opp. Total	2- 2	5- 7	6- 7	4- 7	0- 0	17-23

PASSING

	Att.	Comp.	Yards	Pct.	Avg./Att.
George	485	292	2910	60.2	6.00
Herrmann	19	11	137	57.9	7.21
Trudeau	7	2	19	28.6	2.71
Hilger	1	0	0	0.0	0.00
COLTS TOTAL	512	305	3066	59.6	5.99
Opp. Total	388	240	3002	61.9	7.74

STATISTICS



RECEIVING

	No.	Yds.	Avg.	LG	TD
Brooks	72	888	12.3	46	4
Hester	60	753	12.6	t49	5
Johnson	42	344	8.2	24	0
Dickerson	41	269	6.6	26	1
Clark	33	245	7.4	23	0
Verdin	21	214	10.2	28	0
Mrosko	8	90	11.3	20	0
Bentley	7	42	6.0	11	0
Martin	5	79	15.8	25	0
Beach	5	56	11.2	26	0
Huffman	3	14	4.7	7	0
Perkins	3	-2	-0.7	3	0
Manoa	2	5	2.5	5	0
Thornton	1	38	38.0	38	0
Cash	1	18	18.0	18	0
Coley	1	13	13.0	13	0
COLTS TOTAL	305	3066	10.1	t49	10
Opp. Total	240	3002	12.5	t84	22

INTERCEPTIONS

	No.	Yds.	Avg.	LG	TD
Baylor	4	50	12.5	32	0
Prior	3	50	16.7	37	0
Daniel	3	22	7.3	12	0
Goode	2	27	13.5	27	0
Radecic	1	26	26.0	26	0
Herrod	1	25	25.0	25	0
Holloway	1	4	4.0	4	0
Taylor	0	-2	-	-2	0
COLTS TOTAL	15	202	13.5	37	0
Opp. Total	16	184	11.5	58	1

SCORING

	TDR	TDP	TDRt	PAT	FG	S	TP
Biasucci	0	0	0	14/14	15/26	0	59
Hester	0	5	0	0/0	0/0	0	30
Brooks	0	4	0	0/0	0/0	0	24
Dickerson	2	1	0	0/0	0/0	0	18
Manoa	1	0	0	0/0	0/0	0	6
Verdin	0	0	1	0/0	0/0	0	6
COLTS TOTAL	3	10	1	14/14	15/26	0	143
Opp. Total	23	22	2	46/46	17/23	1	381

SCORE BY PERIODS

	1	2	3	4	OT	Total
COLTS	24	54	27	38	0	143
Opp. Total	96	106	88	85	6	381

PASSING

TD	TD%	Int	Int %	Long	Sack/Lost	Rating
10	2.1	12	2.5	49t	56/481	73.8
0	0.0	3	15.8	26	0/0	40.8
0	0.0	1	14.3	11	1/6	0.0
0	0.0	0	0.0	0	0/0	39.6
10	2.0	16	3.1	49t	57/487	70.2
22	5.7	15	3.9	84t	29/202	88.7



STATISTICS

1991 DEFENSIVE

PLAYER	TACKLES						QUARTERBACKS Sack-Yds
	DEFENSIVE			SPECIAL TEAMS			
	Total	Solo	Asst	Total	Solo	Asst	
Herrod	160	105	55	3	1	2	2.5-22.5
Bickett	125	82	43				5.0-30.0
Radecic	117	61	56	12	8	4	
Goode	79	66	13				2.0-13.0
Thompson	76	51	25				5.0-40.0
Ball	69	41	28	7	6	1	1.0- 2.0
Hand	60	40	20				5.0-38.0
Davis	59	28	31				
Daniel	58	38	20				
McDonald	51	30	21	9	4	5	
Taylor	50	32	18	6	3	3	
Baylor	47	36	11	9	6	3	1.0- 2.0
Siragusa	46	24	22				2.0-12.0
Prior	45	36	9	2	1	1	
Banks	36	26	10				1.0-11.0
Agee	29	20	9				
Jaworski	26	12	14	4	2	2	
Clancy	25	16	9				2.5-17.5
Grant	21	19	2	4	3	1	
Vanderbeek	11	6	5	2	1	1	
Curry	8	3	5				1.0- 7.0
McCloughan	7	7	0	3	3	0	
Jones	7	5	2	2	0	2	
Walker	5	1	4	11	7	4	
Giannetti	3	3	0				
Holloway	3	3	0				1.0- 7.0
Perkins				6	4	2	
Manoa				5	4	1	
Beach				4	0	4	
Figaro				1	1	0	
Stark				1	1	0	
Biasucci				1	0	1	
Cash				1	0	1	
Johnson				1	0	1	
Snyder				1	0	1	
Lattimore							
Verdin							

INTERCEPTIONS: Baylor 4-50; Prior 3-50; Daniel 3-22; Goode 2-27; Radecic 1-26; Herrod 1-25; Holloway 1-4; Taylor 0-(-2)

QUARTERBACK PRESSURES: Hand 7; Baylor 5; Bickett 5; Thompson 3; Clancy 2; Davis 2; Herrod 2; Siragusa 2; Banks 1; McDonald 1

PASSES DEFENSED: Goode 19; Daniel 10; Baylor 8; Ball 4; Grant 4; Prior 4; Banks 3; Bickett 2; Herrod 2; McDonald 2; Radecic 2; Taylor 2; McCloughan 1

FORCED FUMBLES: Ball 2; Banks 2; McDonald 2; Agee 1; Bickett 1; Daniel 1; Siragusa 1; Thompson 1

FUMBLES RECOVERED: Herrod 3; Baylor 1; Hand 1; Prior 1; Siragusa 1; Taylor 1; Thompson 1



1991 GAME-BY-GAME—TEAM

OFFENSE

Opponent	FIRST DOWNS			NET OFF		RUSHING		PASSING		Comp.	TD	Int.	PEN No.-Yds.	PUNTS No./Avg.			
	T	R	P	T	PL	T	Att	Net	Sacks						Gross	Att.	
NEW ENGLAND PATRIOTS	19	4	15	0	337	66	17	271	4/	30	301	42	27	1	3-	30	0- 0.0
@ Miami Dolphins	11	4	7	0	150	69	21	81	2/	17	98	31	17	0	4-	35	6-48.3
@ Los Angeles Raiders	16	3	11	2	266	73	22	193	3/	27	220	32	21	0	2-	20	4-39.8
DETROIT LIONS	20	3	17	0	328	4	14	324	4/	24	348	40	29	2	7-	70	3-45.7
@ Seattle Seahawks	9	1	8	0	137	42	13	95	5/	57	152	34	18	0	6-	50	8-44.9
PITTSBURGH STEELERS	15	1	11	3	189	42	24	147	5/	44	191	28	22	0	7-	60	7-37.4
@ Buffalo Bills	20	4	11	5	240	66	29	174	1/	5	179	37	23	0	10-	93	2-35.5
NEW YORK JETS	11	5	5	1	170	91	17	79	4/	28	107	22	14	0	3-	22	4-49.8
MIAMI DOLPHINS	15	3	11	1	278	95	24	183	1/	6	189	34	18	0	4-	34	5-43.8
@ New York Jets	16	4	11	1	282	43	22	239	0/	0	239	26	16	3	6-	33	4-38.3
CHICAGO BEARS	14	4	10	0	251	111	19	140	5/	36	176	33	16	2	6-	65	7-45.1
@ Green Bay Packers	16	3	12	1	189	72	28	117	7/	67	184	40	21	1	4-	16	6-40.2
CLEVELAND BROWNS	11	6	5	0	171	143	22	28	6/	72	100	21	10	0	6-	41	4-51.5
@ New England Patriots	13	1	10	2	202	55	33	147	3/	12	159	24	15	1	3-	15	10-41.3
BUFFALO BILLS	18	6	10	2	328	133	29	195	2/	25	220	31	18	0	7-	42	4-42.0
@ Tampa Bay Buccaneers	12	3	9	0	230	64	20	166	5/	37	203	37	20	0	6-	58	8-37.4
TOTAL	236	55	163	18	3748	1169	354	2579	57/487	3066	512	305	10	16	84-684	82-42.6	



STATISTICS

1991 GAME-BY-GAME—TEAM

DEFENSE

Opponent	FIRST DOWNS			NET OFF		RUSHING		PASSING		Comp.	TD	Int.	PEN No./Yds.	PUNTS No./Avg.	
	T	R	P	T	PL	T	Att	Net	Sacks						Gross
NEW ENGLAND PATRIOTS	14	5	9	0	51	81	31	125	2/ 11	136	18	13	1	2-10	
@ Miami Dolphins	20	12	7	1	277	148	38	129	2/ 18	147	25	14	1	3-40.0	
@ Los Angeles Raiders	15	6	8	1	268	115	32	153	3/ 28	181	22	13	1	8-70	
DETROIT LIONS	25	13	12	0	402	208	39	194	0/ 0	194	25	19	1	5-25	
@ Seattle Seahawks	16	12	4	0	251	168	44	83	0/ 0	83	17	10	1	6-23	
PITTSBURGH STEELERS	17	8	8	1	292	120	28	172	2/ 14	186	17	14	2	7-42	
@ Buffalo Bills	23	13	8	2	396	276	38	120	0/ 0	120	12	9	2	8-56	
NEW YORK JETS	19	8	10	1	331	138	41	193	2/ 12	205	19	14	1	8-76	
MIAMI DOLPHINS	15	4	11	0	298	67	27	231	0/ 0	231	37	21	1	5-39	
@ New York Jets	24	9	14	1	436	118	32	318	1/ 11	329	36	23	1	7-55	
CHICAGO BEARS	25	10	13	2	448	175	32	273	3/ 14	287	32	18	2	5-42	
@ Green Bay Packers	11	10	1	0	192	164	30	28	2/ 22	50	17	5	0	4-25	
CLEVELAND BROWNS	19	5	13	1	315	138	31	177	3/ 12	189	23	18	1	2-10	
@ New England Patriots	21	7	14	0	400	123	32	277	8/ 53	330	40	21	2	14-89	
BUFFALO BILLS	23	11	9	3	315	156	37	159	1/ 7	166	17	13	4	4-47	
@ Tampa Bay Buccaneers	18	7	11	0	300	132	32	168	0/ 0	168	31	15	1	2-25	
TOTAL	305	140	152	13	5127	2327	544	2800	29/202	3002	388	240	22	15	89-650

1991 GAME-BY-GAME INDIVIDUAL RUSHING

Att-Yds-LG-TD

Opponent	Dickerson	Clark	George	Manoa	Johnson	Perkins
9/ 1 NE	15- 64-21-0		2- 2- 2-0			
9/ 8 @Mia	19- 60-11-0		1- 5- 5-0			
9/15 @LARD	20- 77-27-0		2- (4)- 3-0			
9/22 DET	13- 17-12-1					
9/29 @Sea	13- 42- 9-0					
10/ 6 PITT	13- 24- 5-0	8- 14- 9-0		5- 7- 3-0	1- 0- 0-0	2- 4-2-0
10/13 @Buf		19- 44- 8-0			4-11- 7-0	1- 4-4-0
10/20 NYJ		7- 40-25-0			10-51-10-0	
11/ 3 MIA	17- 63-13-0				7-32-15-0	
11/10 @ NYJ		20- 50-12-0	2- (7)- (3)-0			
11/17 CHI		11- 67-13-0	2-18- 9-0	6- 26-11-0		
11/24 @GB		19- 51- 5-0	3- 8- 7-0	5- 10- 5-0		
12/ 1 CLE	16-117-28-0	5- 23-10-0		1- 3- 3-0		1- 3-3-0
12/ 8 @NE	30- 53- 9-1	1- 1- 1-0	2- 1- 3-0			
12/15 BUF		21- 74-13-0		6- 68-44-1		
12/22 @TB	11- 19- 9-0	3- 2- 5-0	2-13-13-0	4- 30-17-0		
1991 TOTAL	167-536-28-2	114-366-25-0	16-36-13-0	27-144-44-1	22-94-15-0	4-11-4-0

Verdin: 1-4-4-0; Stark: 1-(13)-(13)-0; Huffman: 1-(8)-(8)-0; Herrmann: 1-(1)-(1)-0

STATISTICS





STATISTICS

1991 GAME-BY-GAME INDIVIDUAL PASSING

Att-Comp-Yds-LG-TD-Int-Sack/Yds-Rating

Opponent	George	Trudeau	Herrmann
9/ 1 NE	42- 27- 301-35 - 1- 2- 4/ 30- 73.6		
9/ 8 @Mia	31- 17- 98-14 - 0- 0- 2/ 17- 61.0		
9/15 @LArD	32- 21- 220-31 - 0- 0- 3/ 27- 85.5		
9/22 DET	40- 29- 348-38 - 2- 1- 4/ 24-105.1		
9/29 @Sea	31- 17- 144-22 - 0- 2- 4/ 51- 40.1	3-1- 8- 8-0-0-1/6-42.3	
10/ 6 PITT	28- 22- 191-33 - 0- 0- 5/ 44- 95.2		
10/13 @Buf	33- 22- 168-15 - 0- 1- 1/ 5- 66.5		
10/20 NYJ	22- 14- 107-16 - 0- 0- 4/ 28- 75.4	4-1-11-1-0-1-0/0- 0.0	
11/ 3 MIA	34- 18- 189-24 - 0- 1- 1/ 6- 57.3		
11/10 NYJ	26- 16- 239-49t- 3- 2- 0/ 0- 98.0		
11/17 CHI	33- 16- 176-25 - 2- 0- 5/ 36- 85.1		
11/24 @GB	40- 21- 184-21 - 1- 1- 7/ 67- 63.0		
12/ 1 CLE	21- 10- 100-21 - 0- 2- 6/ 72- 22.1		
12/ 8 @NE	24- 15- 159-46 - 1- 0- 3/ 12- 95.9		
12/15 BUF	11- 7- 83-26 - 0- 0- 2/ 25- 86.6		19-11-137-26-0-3-0/0-40.8
12/22 @TB	37- 20- 203-20 - 0- 0- 5/ 37- 70.1		
1991 TOTAL	485-292-2910-49t-10-12-56/481- 73.8	7-2-19-11-0-1-1/6- 0.0	19-11-137-26-0-3-0/0-40.8

1991 GAME-BY-GAME INDIVIDUAL RECEIVING

No.-Yds-LG-TD

Opponent	Brooks	Johnson	Dickerson	Hester	Verdin	Clark	Perkins
9/ 1 NE	4- 89-35-1	11- 87-13-0	8- 66-26-0	2- 23-12-0	2- 36- 28-0		
9/ 8 @Mia	1- 9- 9-0		7- 35-14-0	2- 12- 8-0			
9/15 @LARd	4- 67-31-0	10- 89-24-0	5- 38-18-0	2- 36-17-0			
9/22 DET	4- 66-22-0	9-105-15-0	6- 34-12-1	3- 37-19-1	5- 50- 26-0		
9/29 @Sea	3- 32-22-0	4- 29-10-0	4- 17- 8-0	3- 30-13-0	4- 44- 18-0		
10/ 6 PITT	6- 79-33-0		2- 7- 5-0	4- 45-20-0	1- 9- 9-0	6- 37-10-0	2- 1- 3-0
10/13 @Buf	1- 14-14-0	4- 14-14-0		5- 59-15-0	2- 19- 12-0	6- 31-10-0	
10/20 NYJ	4- 31-16-0	2- 13- 8-0		2- 17-11-0	2- 18- 11-0	2- 12- 6-0	
11/ 3 MIA	1- 24-24-0	2- 7- 5-0	2- 16- 8-0	7- 90-23-0		6- 52-18-0	
11/10 @NYJ	8- 80-21-1			5-100-49t-2		1- 23-23-0	
11/17 CHI	7-106-25-1			4- 32-12-1	1- 2- 2-0	3- 11- 7-0	
11/24 @GB	10- 70-18-1			5- 66-20-0		3- 35-21-0	
12/ 1 CLE	2- 15- 8-0		2- 0- 4-0	4- 66-21-0	1- 6- 6-0		
12/ 8 @NE	6- 85-46-0		2- 24-13-0	4- 31-13t-1	1- (3)- (3)-0	1- 11-11-0	
12/15 BUF	4- 45-16-0			5- 77-27-0	1- 28- 28-0	3- 15-10-0	
12/22 @TB	7- 76-16-0		3- 32-12-0	3- 42-19-0	1- 5- 5-0	2- 18-11-0	1-(3)-(3)-0
1991 TOTAL	72-888-46-4	42-344-24-0	41-269-26-1	60-753-49t-5	21-214- 28-0	33-245-23-0	3-(2)- 3-0

Mrosko 10/13 @Buf ... 5-42-12-0
 11/10 @NYJ ... 1-20-20-0
 12/ 1 CLB ... 1-13-13-0
 12/15 BUF ... 1-15-15-0

Beach 10/20 NYJ ... 2-16-13-0
 11/24 @GB ... 1- 3- 3-0
 12/ 8 @NE ... 1-11-11-0
 12/15 BUF ... 1-26-26-0

Martin 11/10 @NYJ ... 1-16-16-0
 11/17 CHB ... 1-25-25-0
 11/24 @GB ... 1- 5- 5-0
 12/22 @TB ... 2-33-20-0

STATISTICS





HISTORY OF THE COLTS

Professional football came to Indianapolis March 28, 1984, when Colts owner Robert Irsay moved the historic NFL franchise from Baltimore to Indianapolis—the friendly heart of the midwest.

The roots of the franchise go back to December 28, 1946, when the bankrupt Miami Seahawks of the All-America Football Conference were purchased and relocated in Baltimore by a group headed by Bob Rodenberg. As the result of a contest in Baltimore, won by Charles Evans of Middle River, Md., the team was renamed the "Colts."

On September 7, 1947, wearing green and silver uniforms, the Colts under Head Coach Cecil Isbell (formerly an All-American player and coach at Purdue University) won their initial AAFC game, 16-7, over the Brooklyn Dodgers. The team concluded its inaugural season before a record Baltimore crowd of 51,583 losing to the New York Yankees, 21-7. The Colts finished the year with a 2-11-1 record good for a fourth place finish in the Eastern Division.

The Colts completed the 1948 season with a 7-8 record, tying the Buffalo Bills for the division title. The Colts compiled a 1-11 slate in 1949. The All-American Football Conference and the National Football League merged in 1950 and the Colts became a member of the NFL. After posting a 1-11 record for the second consecutive year, the franchise was dissolved by the league on January 18, 1951 because of its failing financial condition.

After two full seasons without professional football, NFL Commissioner Bert Bell challenged the franchise in December of 1952 to sell 15,000 season tickets within six weeks in order to re-enter the NFL. That 15,000-ticket quota was reached in four weeks and three days.

On January 23, 1953, under the principal ownership of Carroll Rosenbloom, the NFL's Dallas Team franchise was moved to Baltimore where, keeping the "Colts" nickname, the Texas team colors of blue and white were inherited.

Before their first NFL season, the "new" Baltimore Colts engineered one of the biggest trades in sports history. In a deal with the Cleveland Browns involving 15 players, Baltimore received 10 Browns in exchange for five Colts. Among the players who came to Baltimore in the deal were Don Shula, Bert Rechichar, Carl Taseff and Art Spinney. These players helped the Colts open the 1953 NFL season with a 13-9 upset of the Chicago Bears in a game where Bert Rechichar set a then-NFL record with a 56-yard field goal.

In 1954, the Colts hired Weeb Ewbank as head coach. Ewbank would guide the Colts for the next nine seasons (the longest tenure of any Colts head coach) and lead the club to its first divisional and world championships.

On November 30, 1958, the Colts clinched their first Western Division title with a 35-27 win over San Francisco before a record home sellout crowd of 57,557. Four weeks later, Baltimore won its first World Championship, downing the New York Giants, 23-17, in the fabled "sudden-death" overtime contest at Yankee Stadium. The Colts repeated as champion in 1959, clinching their second Western Division crown and defeating the Giants, 31-16 in Baltimore for the World Title.

In January 1963, Don Shula replaced Weeb Ewbank as the team's third head coach since 1953. During the 1963 campaign, quarterback John Unitas led the Colts offense to eight team records



and set a then-NFL individual passing mark of 237 completions. The Colts won a club record eleven consecutive games in 1964, enroute to clinching their third Western Conference title and first under Shula. During that campaign, Raymond Berry caught his 506th career pass and Lenny Moore scored 20 touchdowns, both NFL records at the time. The following year, Baltimore tied Green Bay for the Western Conference title. With halfback Tom Matte quarterbacking the club because of injuries to John Unitas and Gary Cuozzo, the Colts lost a controversial 13-10 "sudden-death" playoff contest to the Packers.

Under Shula, Baltimore made its first Super Bowl appearance in 1968. The club finished first in the Coastal Division with a 13-1 mark, then defeated Minnesota, 24-14, in the Western Conference Championship game and blanked Cleveland, 34-0, for the NFL Championship. The team went on to face the American Football League Champion New York Jets in Super Bowl III, losing a 16-7 upset.

In May of 1969, the NFL merged with the AFL and Baltimore, Pittsburgh and Cleveland joined the old AFL teams to form the American Football Conference of the NFL. For the 1970 season, the Colts were situated in the Eastern Division of the AFC and on September 20, the club won its first AFC game, 16-14, over San Diego. In mid-December, Baltimore clinched its first Eastern Division Championship with a 20-14 win at Buffalo, then defeated Cincinnati and Oakland in the playoffs to win the AFC Championship. On January 17, 1971, the Colts defeated the Dallas Cowboys in Super Bowl V, 16-13, on Jim O'Brien's 32-yard field goal with five seconds remaining in the game.

In July, 1972, the Colts came under new ownership as Robert Irsay acquired the club from Carroll Rosenbloom in exchange for the Los Angeles Rams.

In 1974, two young Colt stars established NFL records as running back Lydell Mitchell carried the ball 40 times against the New York Jets at Shea Stadium and quarterback Bert Jones completed 17 consecutive passes against the same Jet club later in the season. Mitchell set another mark that season, winning the league pass receiving title with 72 receptions.

In 1975, Mitchell would continue his record-setting pace by becoming the first running back in Colt history to rush for 1,000 yards, gaining 1,193 yards on 289 carries.

After posting a 2-12 record in 1974, Baltimore's fortunes began to change with the hiring of Ted Marchibroda as head coach in February, 1975. Marchibroda lead the Colts to three consecutive Eastern Division titles before posting back-to-back 5-11 seasons in 1978-79.

The Colts named Mike McCormack to replace Marchibroda as head coach in January, 1980. The Colts improved to a 7-9 record in 1980 before recording the worst record in Club history with a 2-14 slate in 1981.

On December 21, 1981, the Colts named Frank Kush to replace McCormack as Head Coach. In addition, Club owner Robert Irsay announced the appointment of Ernie Accorsi as General Manager on May 16, 1982.

Under Kush's guidance, the Colts recorded their first winning preseason record (3-2) since 1970. After two weeks of regular season play, a players' strike resulted in the loss of seven games per team from the 1982 schedule and each team played a nine game schedule. The Colts finished the season with a record of 0-8-1.

The Colts received the first selection in the April 26, 1983 NFL draft and selected Stanford quarterback John Elway. Six days later



HISTORY

on May 2, the Colts traded Elway to Denver in exchange for the Broncos' 1983 first round choice, offensive tackle Chris Hinton, along with quarterback Mark Herrmann and Denver's first round choice in the 1983 NFL draft.

In 1983, the Colts forged the biggest turnaround in NFL history for a team that had gone winless the previous season. The 1983 Colts were 6-4 after week 10 and then went 7-9 on the season. The Chris Hinton acquisition proved successful as the rookie earned a starting berth at offensive guard for the AFC in the Pro Bowl. The Colts' running game came together as Curtis Dickey and Randy McMillan combined for just shy of 2,000 yards rushing to rank first in the AFC and second in the NFL.

Following the 1984 season, President Robert Irsay and General Manager Jim Irsay appointed Rod Dowhower as Head Coach on January 28, 1985. Dowhower posted a 5-11 mark that season with a club which rushed for a conference-leading 2,439 yards, fifth-best in the NFL. The team averaged 5.0 yards per attempt to lead the NFL, while marking the first time in a decade that an AFC team achieved that feat.

On December 1, 1986, Ron Meyer succeeded Dowhower as Head Coach. Meyer earned a 36-35 regular season record with the club before being succeeded by Rick Venturi on October 1, 1991. Ted Marchibroda returned to the Colts as Head Coach on January 28, 1992.

In more than 30 years of National Football League competition, the Colts have achieved a 278-282-7 record, including three World Championships and 10 Conference or Division titles. The Colts' regular season victory total of 267 is among the highest of any NFL club over the last three decades.

The success of the Colts franchise is exemplified by the number of Colts who have been inducted into the Pro Football Hall of Fame. A total of nine Colts have been selected for enshrinement including Raymond Berry, Art Donovan, Ted Hendricks, John Mackey, Gino Marchetti, Lenny Moore, Jim Parker, John Unitas and Head Coach Weeb Ewbank.

HISTORICAL HIGHLIGHTS

- December 28, 1946**—Bankrupt Miami Seahawks franchise of All-America Football Conference is moved to Baltimore. Bob Rodenberg heads purchasing group and team renamed Colts via fan contest.
- February 10, 1947**—Cecil Isbell named head coach.
- September 7, 1947**—Colts win inaugural AAFC game, defeating Brooklyn Dodgers 16-7 before 27,418 fans at Baltimore Stadium.
- September 28, 1947**—New York Yankees defeat Colts 21-7 before a then-record Baltimore crowd of 51,583. Colts place fourth in Eastern Division with 2-11-1 record, while drawing 199,661 fans.
- Spring, 1948**—Colts reorganize with over 200 stockholders. Jake Embry named president and Walt Driskill, general manager.
- December 12, 1948**—Buffalo Bills win playoff game for Eastern Division title in Baltimore 28-17 in game marked by near riot. Colts finish 7-8 under Isbell. Dick Barwegen named all-league guard and attendance totals 244,502.
- Spring, 1949**—Driskill succeeds Embry as president, while continuing as general manager.



- Fall, 1949**—Isbell fired after first four games and Driskill named coach. Team finishes seventh in Eastern Division with 1-11 record. Barwegen again named all-league.
- December 9, 1949**—National Football League and AAFC reach "peace" agreement and Colts enter NFL for 1950 season.
- December 18, 1949**—Abraham Watner named Colts' president.
- Spring, 1950**—Clem Crowe named head coach.
- December 10, 1950**—Colts conclude 1-11 season with 15-14 defeat to Yanks at Yankee Stadium. Yanks will later become the Baltimore Colts.
- January 18, 1951**—Watner withdraws franchise and is paid \$50,000 for players by NFL.
- December 3, 1952**—Commissioner Bert Bell, addressing Advertising Club, issues challenge to Colts fans to sell 15,000 season tickets in six weeks to re-enter NFL.
- December 8, 1952**—Ticket drive officially begins with quota reached in four weeks, three days.
- January 11, 1953**—Carroll Rosenbloom, with 52 percent control, heads ownership group including William F. Hilgenberg, Zanvyl Krieger, Thomas Mullan, Sr., and R. Bruce Livie.
- January 23, 1953**—Dallas Texan franchise moved to Baltimore, Don Kellett named president and general manager and Keith Molesworth, head coach.
- March 25, 1953**—Baltimore and Cleveland put together one of the biggest deals in sports history, a trade which involved 15 players. The Colts acquired 10 ex-Browns in exchange for five Colts. Players acquired by the Colts were quarterback Harry Agganis, tackle Dick Batten, end Gern Nagler, halfback Bert Rechichar, guard Ed Sharkey, tackle Stu Sheetz, halfback Don Shula, end Art Spinney, halfback Carl Taseff and guard Elmer Willhoite. Going to the Browns were linebacker Tom Catlin, tackle Don Colo, guard Hershel Forrester, tackle Mike McCormack and halfback John Pettibon.
- September 27, 1953**—Colts upset Chicago Bears 13-9 in NFL opener at Memorial Stadium before 23,715 fans.
- Spring, 1954**—Weeb Ewbank named head coach.
- February 4, 1957**—Carroll Rosenbloom named president.
- November 2, 1958**—Colts record club's first shutout, 56-0 over Green Bay Packers, to win sixth straight game and also set club record for largest margin of victory.
- November 16, 1958**—Colts defeat Chicago 17-0, marking first shutout for Bears in 149 games.
- November 30, 1958**—Colts clinch first Western Division title 35-27 over San Francisco before second straight record home sellout crowd of 57,577.
- December 28, 1958**—Colts defeat New York Giants 23-17 at Yankee Stadium in "sudden death" game for World Championship.
- December 12, 1959**—Colts score 24 fourth quarter points to rally from 10-point deficit and defeat Los Angeles 45-26 at the Coliseum for second Western Division championship.
- December 27, 1959**—Colts beat New York Giants 31-16 in Baltimore for second straight World Championship.
- December 11, 1960**—Touchdown passing streak by John Unitas snapped by Los Angeles at NFL record 47 games.



HISTORY

- January 8, 1963**—Don Shula relieves Weeb Ewbank as team's third head coach since 1953. Gino Marchetti and Bill Pellington later named first player-coach.
- December 15, 1963**—John Unitas concludes season with eight team and one then-NFL record of 237 completions.
- January 20, 1964**—Carroll Rosenbloom purchases all remaining stock to gain full ownership.
- November 22, 1964**—Colts win club record 10th straight game, 24-7 over Rams in Los Angeles, to clinch third Western Conference title.
- December 13, 1964**—Raymond Berry catches 506th career pass against Washington and Lenny Moore scores 20th touchdown of season, both NFL records at the time.
- December 27, 1964**—Browns defeat Colts 27-0 in NFL title game in Cleveland.
- December 26, 1965**—Packers edge Colts 13-10 in "sudden death" playoff for Western Conference crown. Tom Matte quarterbacks club in absence of injured John Unitas and Gary Cuozzo.
- June 8, 1966**—NFL and American Football League announce merger for 1970.
- January 23, 1967**—Don Kellett retires and Joe Campanella succeeds as general manager.
- February 15, 1967**—Joe Campanella, Colts GM passes away.
- March 17, 1967**—Publicity Director Harry Hulmes named general manager.
- November 5, 1967**—Colts score two late touchdowns to defeat world champion Packers 13-10 and snap five-game series losing string.
- December 17, 1967**—Unbeaten in 13 games (11-0-2), Colts drop final game of season in Los Angeles 34-10 to miss playoffs.
- August 3, 1968**—Art Donovan becomes first Colt to be included into Pro Football Hall of Fame.
- December 8, 1968**—Colts win Coastal Division title by virtue of Chicago's 17-16 win over Los Angeles. Colts defeated Green Bay 16-3 day before.
- December 22, 1968**—Colts defeat Minnesota 24-14 for Western Conference crown.
- December 29, 1968**—Colts shutdown Cleveland 34-0 for NFL championship and first title since 1958-59.
- January 12, 1969**—New York Jets defeat Colts 16-7 in Super Bowl III at Orange Bowl.
- May 17, 1969**—Baltimore, Pittsburgh, and Cleveland join old AFL teams to form American Football Conference as NFL realigns.
- January 6, 1970**—Don Klosterman named general manager.
- April 3, 1970**—Don McCafferty succeeds Don Shula as head coach. Shula quit to become head coach of Miami Dolphins.
- September 20, 1970**—Baltimore wins first AFC game, 16-14 over San Diego, in realigned NFL.
- December 13, 1970**—Colts clinch Eastern Division championship with 20-14 win at Buffalo.
- December 26, 1970**—Colts win AFC Divisional Playoff game with Cincinnati Bengals, 17-0.
- January 3, 1971**—Colts defeat Oakland 27-17 to win AFC Championship.
- January 17, 1971**—Colts win first AFC-NFC Super Bowl 16-13 over Dallas on Jim O'Brien's 32-yard field goal with five seconds to play at Orange Bowl.

HISTORY



- March 18, 1971**—Steve Rosenbloom named president and Carroll Rosenbloom, chairman of the board.
- January 2, 1972**—Miami defeats Baltimore 21-0 in AFC title game at Orange Bowl. Colts qualified for playoffs as wild card team and defeated Cleveland 20-3 in AFC playoffs.
- July 26, 1972**—Robert Irsay acquires Colts from Carroll Rosenbloom in exchange for Los Angeles Rams. Joe Thomas named Vice President and General Manager.
- July 29, 1972**—Gino Marchetti inducted into Pro Football Hall of Fame, joining Art Donovan.
- October 16, 1972**—John Sandusky replaced Don McCafferty as head coach after fifth game of season.
- January 22, 1973**—John Unitas goes to San Diego.
- February 14, 1973**—Howard Schnellenberger named head coach.
- July 28, 1973**—Raymond Berry and Jim Parker inducted into Pro Football Hall of Fame.
- September 29, 1974**—Joe Thomas replaces Howard Schnellenberger as head coach.
- October 20, 1974**—Lydell Mitchell establishes NFL single game record of 40 carries (156 yards) in 35-20 win over New York Jets at Shea Stadium.
- December 15, 1974**—Bert Jones completes NFL record 17 consecutive passes and Lydell Mitchell wins league pass catching title with 72 receptions, record then for running backs.
- January 15, 1976**—Ted Marchibroda named head coach.
- August 2, 1975**—Lenny Moore inducted into Pro Football Hall of Fame.
- December 7, 1975**—Lydell Mitchell rushes 119 yards against New York Giants at Shea Stadium to become first Colt running back to rush for 1,000 yards in a season.
- December 14, 1975**—Colts defeat Miami 10-7 on Toni Linhart's 31-yard field goal with 2:16 left to play in overtime.
- December 21, 1975**—Colts complete greatest turnaround season in NFL history with ninth straight win, defeating New England 34-21 at Memorial Stadium to finish 10-4 and win Eastern Division title.
- December 12, 1976**—Baltimore for the second consecutive year captured the AFC Eastern Division Championship after defeating Buffalo 58-20 in last home game of regular season.
- January 25, 1977**—Colts name Dick Szymanski, former Club director of Pro Personnel as General Manager; Ernie Accorsi, a former Colt PR Director, named to the post of Assistant General Manager.
- November 20, 1977**—Lydell Mitchell breaks Lenny Moore's career rushing record of 5174 yds. Mitchell ended the '77 season with 5487 yds.
- December 18, 1977**—Colts defeat New England in the season finale 30-24 to clinch their third consecutive AFC Eastern Divisional title with a 10-4 record. The Colts winning TD came on a 88-yard drive, the longest in Colts history.
- July 29, 1978**—Weeb Ewbank inducted into the Pro Football Hall of Fame.
- July 28, 1979**—John Unitas inducted into the Pro Football Hall of Fame.
- December 16, 1979**—Joe Washington sets team record with 82 receptions to lead NFL.
- January 16, 1980**—Mike McCormack named Head Coach.



HISTORY

- December 21, 1981**—Frank Kush named Head Coach.
- May 16, 1982**—Ernie Accorsi named General Manager.
- September 20, 1982**—After two weeks of regular season play, the NFL Players Association called a players' strike at 12:00 midnight (ET). It was the first in-season work stoppage in league history. The regular season returned on Sunday and Monday, November 20-21. Eight weekends of the 16-week regular season were not played as scheduled. A ninth weekend of 14 games was rescheduled and played on Sunday and Monday, January 2-3, 1983. A total of 98 games were erased by the strike.
- April 26, 1983**—Colts select Stanford QB-John Elway with the first pick in the 1983 NFL draft.
- May 2, 1983**—Colts trade John Elway to Denver in exchange for Broncos' 1983 number one draft choice, OT-Chris Hinton, along with QB-Mark Herrmann and Denver's first round selection in the 1984 NFL draft.
- December 18, 1983**—Colts complete season at 7-9, marking the biggest turnaround in NFL history for a team that had gone winless the previous season.
- March 28, 1984**—Colts in Indianapolis
- April 18, 1984**—Indianapolis Colts tickets offered for sale. Overwhelming response yeilds 143,000 season ticket requests in two weeks.
- April 26, 1984**—Jim Irsay named general manager.
- December 13, 1984**—Hal Hunter named interim head coach.
- January 28, 1985**—Rod Dowhower named head coach.
- August 23, 1985**—Colts moved into new training complex in Indianapolis.
- April 19, 1986**—More than 10,000 fans visit Colts training complex during first-ever public open house.
- December 1, 1986**—Ron Meyer named head coach.
- September 22, 1987**—As in 1982, two weeks into the regular season the NFL Players Association called a players strike. The strike lasted 24 days, from September 22 to October 15. The 14 NFL games scheduled for the weekend of September 27-28 were canceled because of the strike. The League schedule resumed October 4-5 with replacement teams. Replacement teams played for three weekends (October 4-5, October 11-12, October 18-19) before regular players resumed play late weekend of October 25-26.
- October 31, 1987**—Colts obtain Eric Dickerson from the Los Angeles Rams in a trade also involving Buffalo. The Colts sent Cornelius Bennett to the Bills, while the Rams received six draft picks and two players.
- December 27, 1987**—Colts clinch AFC Eastern Division title with 24-6 home victory over Tampa Bay.
- October 31, 1988**—Colts defeated Denver, 55-23, in first Monday Night Game in Indianapolis. Eric Dickerson rushed for a club-record four touchdowns.
- April 20, 1990**—Colts trade OT-Chris Hinton, WR-Andre Rison and draft picks to Atlanta for first pick in 1990 NFL Draft, then select QB-Jeff George.
- August 4, 1990**—Ted Hendricks inducted into Hall of Fame.
- October 1, 1991**—Rick Venturi succeeded Ron Meyer as head coach.
- January 28, 1992**—Ted Marchibroda named head coach.
- August 1, 1992**—John Mackey inducted into Hall of Fame.



HALL OF FAME COLTS

RAYMOND BERRY, End, 6-2, 187, SMU

Retired in 1967 as the leading pass receiver in NFL history with 631 receptions . . . selected as a "future" choice in the 20th round of the 1954 draft by the Colts . . . named All-Pro three times (1958-60) and played in five Pro Bowl games . . . led NFL in receiving in 1958-60 . . . holds NFL championship game records for yardage (178) and receptions (12), which he set in the 1958 "sudden death" title game against the New York Giants . . . last career touchdown reception came against Dallas at Memorial Stadium on December 3, 1967 and covered five yards . . . born February 27, 1933 in Corpus Christi, Texas . . . attended Paris (Texas) High School . . . inducted in the Hall of Fame July 28, 1973.



Year-Team	GP	No.	Yds.	Avg.	LG	TD
1955 - Balt	12	13	205	15.8	45	0
1956 - Balt	12	37	601	16.2	54	2
1957 - Balt	12	47	800	17.0	67t	6
1958 - Balt	12	56	794	14.2	54	9
1959 - Balt	12	66	959	14.5	55t	14
1960 - Balt	12	74	1298	17.5	70t	10
1961 - Balt	12	75	873	11.6	44	0
1962 - Balt	14	51	687	13.5	37	3
1963 - Balt	9	44	703	16.0	64t	3
1964 - Balt	12	43	663	15.4	46	6
1965 - Balt	14	58	739	12.7	40	7
1966 - Balt	14	56	786	14.0	40t	7
1967 - Balt	7	11	167	15.1	40	1
TOTALS	154	631	9275	14.7	70t	68

ART DONOVAN, Defensive Tackle, 6-3, 265, Boston College

The first Colt to enter the Hall of Fame, Donovan was inducted August 3, 1968 . . . played from 1953-61 with the current Colt franchise and with Baltimore in 1950, the New York Yanks, 1951, and Dallas Texans, 1952 . . . All-Pro 1954-57 and played in the Pro Bowl game five times . . . one of the most popular Colts of all time . . . attended Notre Dame for one year, entered the Marines during World War II, and switched to Boston College after his service discharge . . . lettered four years (1946-49) as a tackle and was named All-East in 1948-49 . . . reported to training camp in 1962, but announced his retirement at age 37, before the season opened . . . he was honored and his jersey number, 70, retired in an emotional ceremony at Memorial Stadium on September 16, 1962 . . . attended St. Michael High School in New York City, where he was born June 5, 1925 in the Bronx.



WEBB EWBANK, Head Coach 1954-62

Ewbank led the Colts to consecutive World Championships in 1958 and 1959 . . . defeated the N.Y. Giants 23-17 in sudden death overtime thriller called "the greatest game ever played" . . . beat the Giants again in '59 31-16 to win second world title . . . had a career mark of 59-52-1 in 9 seasons with Colts . . . left Baltimore in '62 to become head coach of the N.Y. Jets . . . led the Jets to a Super Bowl Championship in '68 defeating the Colts 16-7 in Super Bowl III . . . had a career coaching record





HALL OF FAME

in New York of 71-77-6, giving him a career record of 130-129-7 for 20 years in the NFL/AFL . . . his 4-1 postseason mark gives him 134 career victories . . . is the only coach in NFL history to win world championships in both the NFL and AFL . . . nine years as head coach of the Colts is the longest coaching tenure in Colts history . . . born in Richmond, Indiana on May 6, 1907 . . . attended Richmond High School where he was a three-sport star . . . graduated from Miami of Ohio in 1928 . . . coached basketball for 13 years at Miami . . . coached with Paul Brown at the naval base at Great Lakes . . . rejoined Brown in '49 as the Cleveland Browns tackle coach . . . joined the Colts in 1954 succeeding Keith Molesworth.

TED HENDRICKS, Linebacker, 6-7, 215, University of Miami

Retired in 1983 as NFL leader with 215 consecutive games played, 14 with Green Bay, 70 with Colts and 131 with Raiders . . . was four-time All-Pro who played in eight Pro Bowls . . . named to All-AFC team three times as Colt, four times as Raider and was All-NFC once as Packer . . . selected by Colts in second round of 1969 AFL-NFL Draft, the 33rd selection overall . . . was three-time All-America at Miami, the school's first sophomore All-America . . . the tall and skinny-looking



linebacker was tabbed "The Mad Stork" (a nickname he hated), but proved to be a punishing tackler and a player who could do irreparable damage to an offense . . . in 15 years, Hendricks blocked 25 field goals or extra points and was continually among his team's leader in quarterback sacks, and blocked passes . . . he recovered 16 opponents fumbles and intercepted 26 passes which he returned for 332 yards . . . also scored a record-tying four safeties, plus three touchdowns on an interception, a fumble recovery and a blocked punt . . . he played 1969-73 with Colts, including the club's Super Bowl V Championship season and was member of three championship Raiders teams . . . had uncanny ability to guess offensive philosophy and position himself in area to make the defensive play . . . is eighth Colt to be inducted in the Hall of Fame . . . grew up in Miami after being born on November 1, 1947 in Guatemala City, Guatemala . . . attended Hialeah High School in Miami.

JOHN MACKEY, Tight End, 6-2, 224, Syracuse University

Retired in 1973 after ten seasons in the NFL with 331 receptions for 5,236 yards and 28 touchdowns . . . became known as the prototype modern-era tight end, a punishing blocker, with great hands and speed . . . only the second tight end to be inducted into the Hall of Fame . . . was named All-Pro three times and selected to play in five Pro Bowls, his first after a sensational rookie season . . . was 35-726, and seven TDs as a rookie to lead the Colts in receiving yardage and average (20.6) . . . was also used as kickoff return specialist as



rookie and averaged 30.1 yards per return . . . was named to the NFL's 50th anniversary team in 1969 . . . played with the Colts from 1963 to 1971, but ended pro career with San Diego in 1972 . . . best years were 1966, 1967 and 1968 when he was selected to the all-NFL team and the Pro Bowl each year . . . had lifetime highs in yardage (829 yards in 1966) and receptions (55 in 1967) during this period . . . also had nine TD receptions in 1966 and established big-play capability as six of the nine came on plays of 50 yards or more (51, 57, 64, 79, 83 and 89 yards) . . . his most famous play probably occurred in Super Bowl V when he grabbed a deflected pass and sprinted 75 yards for the game-tying touchdown in the eventual 16-13 Colts victory . . . had

HALL OF FAME



outstanding career and senior season at Syracuse . . . performed at both halfback and end as senior and was one of the leaders of the College All Star squad that upset the Green Bay Packers in 1963 . . . was roommate of Heisman Trophy winner Ernie Davis at Syracuse and graduated as member of the Dean's List with a degree in political science . . . is ninth Colt to be inducted into Hall of Fame . . . born September 21, 1941 in the Queens borough of New York City, but grew up in Roosevelt, N.Y., a Long Island community.

GINO MARCHETTI, Defensive End, 6-4, 245, San Francisco

Marchetti, acclaimed as the greatest defensive end in pro football history during the 1969 NFL 50th anniversary, was inducted into the Hall of Fame on July 29, 1972 . . . named All-Pro nine consecutive seasons (1956-64) and played in every Pro Bowl game from 1954 through 1964 with the exception of the 1958 game, which he missed with a broken ankle suffered in the "sudden death" championship game against the New York Giants . . . announced retirement after the 1963 season, in which he also served as an assistant coach, but reconsidered and played in 1964 . . . retired again following the 1964 season, but returned to play in four games in 1966, when the Colts suffered heavy injuries in the defensive line . . . played his final game on December 18, 1966 in San Francisco . . . fought in the "Battle of the Bulge" during World War II at the age of 18, after graduating from Antioch (Calif.) High School . . . was a 1951 All-West Coast tackle selection at San Francisco and played in the East-West and College All-Star games . . . born January 2, 1927 in Smithers, West Virginia.



LENNY MOORE, Running Back & Flanker, 6-1, 190, Penn State

Moore entered the Hall of Fame on August 2, 1975 . . . retired in 1967 with 12,451 combined net yards in a 12-year career to rank 9th among the all-time NFL leaders . . . he gained 5174 yards rushing and 6039 yards on 363 receptions along with 1180 yards on kick-off returns and 56 yards on punt returns . . . scored 678 points on 113 touchdowns with stretches of 18 straight games scoring at least one touchdown and 11 straight scoring at least one touchdown rushing; both were NFL records . . . gained All-America honors at Penn State and was the number one draft pick of the Colts in 1956 . . . was named 1956 Rookie of the Year . . . selected Comeback Player of the Year and Most Valuable Player in 1964, when he scored 20 touchdowns, after many thought his career had ended . . . born November 25, 1933 in Reading, Pa., and attended Reading High School.



RUSHING

RECEIVING

Year-Team	GP	No	Yds.	Avg.	LG	TD	No.	Yds.	Avg.	LG	TD
1956-Balt	12	86	649	7.5	79t	8	11	102	9.3	27	1
1957-Balt	12	98	488	5.0	55t	3	40	687	17.2	82t	7
1958-Balt	12	82	598	7.3	73t	7	50	938	18.8	77t	7
1959-Balt	12	92	422	4.6	31t	2	47	846	18.0	71	6
1960-Balt	12	91	374	4.1	57t	4	45	936	20.8	80t	9
1961-Balt	13	92	648	7.0	54t	7	49	728	14.9	72t	8
1962-Balt	10	106	470	4.4	25	2	18	215	11.9	80t	2
1963-Balt	7	27	136	5.0	25t	2	21	288	13.7	34	2
1964-Balt	14	157	584	3.7	32t	16	21	472	22.5	74t	3
1965-Balt	12	133	464	3.5	28t	5	27	414	15.3	52t	3
1966-Balt	13	63	209	3.3	18	3	21	260	12.4	36	0
1967-Balt	14	42	132	3.1	21	4	13	153	11.8	37	0
TOTALS	143	1069	5174	4.8	79t	63	363	6039	16.6	82t	48

Kick-Off Returns: 49 - 1180 - 24.1 - 92t - 1

Punt Returns: 14 - 56 - 4.0 - 15 - 0



HALL OF FAME

JIM PARKER, Guard and Tackle, 6-3, 272, Ohio State

A member of both the Professional and National Football Foundation Halls of Fame. . . the Colts first draft pick in 1957, after twice being named All-America (1955-56) as a guard at Ohio State. . . winner of the 1956 Outland Trophy as the nation's outstanding lineman. . . also played linebacker collegiately. . . his 1954 team won the Rose Bowl and the national championship. . . named to the modern all-time All-America college football team in 1969, which was selected as part of the 100th anniversary of college football. . . was all-pro eight consecutive seasons (1958-65) and played in the Pro Bowl following each of those seasons. . . started as the left tackle for the Colts, was moved in 1962 to left guard, and back to tackle in 1966. . . announced retirement near end of the 1967 season in which he only played in three games because of a leg injury. . . played in 139 consecutive games, the second longest string in Colt history. . . streak ended when he missed the Colts game with San Francisco at Memorial Stadium on Oct. 10, 1967. . . born April 8, 1934 in Macon, Georgia and attended Scott High School in Toledo, Ohio.



JOHN UNITAS, QB, 6-1, 196, Louisville

1973 was the end of an era in the NFL. John Unitas, the greatest quarterback ever to put on shoulder pads, retired. After 18 years, Unitas left the game with a helmet full of records.

He was the first quarterback to pass for more than 40,000 yards. His NFL records include most consecutive seasons leading the league in touchdown passes (4) and most consecutive games with a TD pass (47), a feat that rivals Joe DiMaggio's 56-game hitting streak.

He ended his career ranked number one in NFL history in six categories: most passes attempted (5,186), most passes completed (2,830), most yards gained passing (40,239), most seasons 3,000 yards or more passing (3), most games with 300 yards or more passing (26) and most touchdown passes (290).

He also set several post-season marks including highest career completion percentage (62.9) and most yards gained in championship play (1,177).

In his 17 seasons with the Colts, he established 22 records. During his stay in Baltimore, Unitas was named the NFL's Most Valuable Player three times and played in 10 Pro Bowls, the most ever by a Colt. He was 5 times named All-Pro.

With Unitas calling signals, the Colts won World Championships in 1958 and 1959 and the Super Bowl title in 1970.

Unitas opened his quarterback career with the Colts throwing an interception for a TD to J.C. Caroline of the Bears on October 21, 1956. He ended his career with the Colts by throwing a TD to Eddie Hinton on December 3, 1972. Between those two passes he provided an entire generation of football fans with memories and moments that they will never forget.



HALL OF FAME



- 1956 Called the "Cinderella Kid" sets NFL mark for completion percentage by a rookie 55.6%
- 1957 Throws for 2,550 yds and 24 TDs and is named NFL MVP.
- 1958 Led Colts to 23-17 overtime win against N.Y. Giants for World Championship.
- 1959 Throws record 32 TDs and leads team to second World Championship.
- 1960 Streak of 47 consecutive games with a TD pass ends. Sets an NFL record of 3,099 yds passing.
- 1963 Completes 237 passes for NFL record.
- 1964 Named the NFL's MVP, had only 6 of 305 pass attempts intercepted.
- 1966 Tops NFL record for career TDs with 232 and most yards gained passing 29,539.
- 1967 Leads the team to a 11-1-2 record and wins his third MVP award in the NFL.
- 1969 Named the NFL's greatest quarterback in honor of the 50th Anniversary of the league. Named the player of the decade by the Associated Press.
- 1970 Leads the team to its first AFC championship. Suffers a rib injury in the first half of the Colts 16-13 Super Bowl win over the Dallas Cowboys.
- 1973 Career ends with 40,239 yds passing on 5,186 attempts and 2,830 completions with 290 TDs, all NFL records.

Year-Team	Att.	Comp.	Yards	Pct.	TD	Int
1956-Balt	198	110	1498	55.6	9	10
1957-Balt	301	172	2550	57.1	24	17
1958-Balt	263	136	2007	51.7	19	7
1959-Balt	367	193	2899	52.6	32	14
1960-Balt	378	190	3099	50.3	25	24
1961-Balt	420	229	2990	54.5	16	24
1962-Balt	389	222	2967	57.1	23	23
1963-Balt	410	237	3481	57.8	20	12
1964-Balt	305	158	2824	51.8	19	6
1965-Balt	282	164	2530	58.2	23	12
1966-Balt	348	195	2748	56.0	22	24
1967-Balt	436	255	3428	58.5	20	16
1968-Balt	32	11	139	34.4	2	4
1969-Balt	327	178	2342	54.4	12	20
1970-Balt	321	166	2213	51.7	14	18
1971-Balt	176	92	942	52.3	3	9
1972-Balt	157	88	1111	56.1	4	6
1973-S.D.	76	34	471	44.7	3	7
TOTALS	5186	2830	40239	54.6	290	253

THE FAMILY TREE

Franchise

Years	Club Name	Home Field
1944-48	Bost Yanks (Founded by Kate Smith and Ted Collins)	Fenway Park
1949	New York Bulldogs	Polo Grounds
1950-51	New York Yanks	Yankee Stadium
1952	Dallas Texans	Cotton Bowl
1953-83	Baltimore Colts	Memorial Stadium
1984-	Indianapolis Colts	Hoosier Dome



ALL-PRO COLTS

RETIRED COLTS JERSEYS

19	Johnny Unitas	70	Art Donovan
22	Buddy Young	77	Jim Parker
24	Lenny Moore	82	Raymond Berry
	89	Gino Marchetti	

ALL-PRO COLTS

First-team selections only.

- 1953—Tom Keane, HB
1954—Art Donovan, DT
1955—Alan Ameche, FB; Art Donovan, DT; Bert Rechichar, HB
1956—Art Donovan, DT; Gino Marchetti, DE
1957—Milt Davis, DHB; Art Donovan, DT; Gino Marchetti, DE; John Unitas, QB
1958—Raymond Berry, WR; Gene Lipscomb, DT; Gino Marchetti, DE; Lenny Moore, RB; Jim Parker, T; John Unitas, QB
1959—Raymond Berry, WR; Gene Lipscomb, DT; Gino Marchetti, DE; Lenny Moore, RB; Andy Nelson, DHB; Jim Parker, T; Art Spinney, G; John Unitas, QB
1960—Raymond Berry, WR; Gene Lipscomb, DT; Gino Marchetti, DE; Lenny Moore, RB; Jim Parker, T
1961—Gino Marchetti, DE; Lenny Moore, RB; Jim Parker, T
1962—Gino Marchetti, DE; Jim Parker, G-T
1963—Gino Marchetti, DE; Jim Parker, G
1964—Bob Boyd, DHB; Gino Marchetti, DE; Lenny Moore, RB; Jim Parker, G; John Unitas, QB; Bob Vogel, T
1965—Bob Boyd, DHB; Jimmy Orr, FL; Jim Parker, G; John Unitas, QB; Bob Vogel, T
1966—Bob Boyd, DHB; John Mackey, TE
1967—John Mackey, TE; Willie Richardson, FL; John Unitas, QB; Bob Vogel, T
1968—Bob Boyd, DHB; Mike Curtis, LB; John Mackey, TE; Earl Morrall, QB; Bob Vogel, T; Rick Volk, S
1969—David Lee, P
1970—David Lee, P; Jerry Logan, S; Bubba Smith, DE; Rick Volk, S
1971—Ted Hendricks, LB; Bubba Smith, DE; Rick Volk, S
1975—George Kunz, T
1976—John Dutton, DE; Bert Jones, QB
1983—Rohn Stark, P
1987—Eric Dickerson, RB
1988—Eric Dickerson, RB



PRO BOWL COLTS

Selections are listed by seasons and not by the year in which the Pro Bowl game was played. () Pro Bowl Outstanding Players*

- 1953—Dick Barwegen, Art Donovan, Tom Keane, George Taliaferro
- 1954—Art Donovan, Gino Marchetti, Buddy Young
- 1955—Alan Ameche, Art Donovan, Gino Marchetti, Bert Rechichar, Dick Szymanski
- 1956—Alan Ameche, Art Donovan, Gino Marchetti, Lenny Moore, Bert Rechichar
- 1957—Alan Ameche, Art Donovan, Gino Marchetti, Jim Mutscheller, Bert Rechichar, John Unitas
- 1958—Alan Ameche, Raymond Berry, Don Joyce, Gene Lipscomb, Lenny Moore, Jim Parker, John Unitas
- 1959—Raymond Berry, Gene Lipscomb*, Gino Marchetti, Lenny Moore, Jim Parker, Art Spinney, John Unitas*
- 1960—Gino Marchetti, Lenny Moore, Andy Nelson, Jim Parker, Art Spinney, John Unitas*
- 1961—Raymond Berry, Gino Marchetti, Lenny Moore, Jim Parker, John Unitas
- 1962—Raymond Berry, Gino Marchetti, Jim Parker, Dick Szymanski, John Unitas
- 1963—Raymond Berry, John Mackey, Gino Marchetti*, Jim Parker, John Unitas*
- 1964—Raymond Berry, Bobby Boyd, Gino Marchetti, Lenny Moore, Jim Parker, Dick Szymanski, Bob Vogel, John Unitas
- 1965—Jerry Logan, John Mackey, Jim Parker, Bob Vogel
- 1966—Ordell Braase, Lenny Lyles, John Mackey, John Unitas
- 1967—Ordell Braase, John Mackey, Fred Miller, Willie Richardson, John Unitas, Bob Vogel, Rick Volk
- 1968—Bob Boyd, Mike Curtis, John Mackey, Tom Matte, Earl Morrall, Willie Richardson, Bob Vogel
- 1969—Tom Matte, Fred Miller, Rick Volk
- 1970—Mike Curtis, Jerry Logan, Bubba Smith
- 1971—Norm Bulaich, Bill Curry, Mike Curtis, Ted Hendricks, Jerry Logan, Bubba Smith, Bob Vogel, Rick Volk
- 1972—Bill Curry, Ted Hendricks, Bruce Laird
- 1973—Ted Hendricks
- 1974—Mike Curtis
- 1975—John Dutton, George Kunz, Lydell Mitchell
- 1976—Roger Carr, John Dutton, Bert Jones, George Kunz, Toni Linhart, Lydell Mitchell
- 1977—Mike Barnes, John Dutton, George Kunz, Toni Linhart, Lydell Mitchell
- 1979—Joe Washington
- 1983—Chris Hinton
- 1985—Chris Hinton, Rohn Stark
- 1986—Ray Donaldson, Chris Hinton, Rohn Stark
- 1987—Dean Biasucci, Duane Bickett, Eric Dickerson, Ray Donaldson, Chris Hinton, Ron Solt
- 1988—Eric Dickerson, Ray Donaldson, Chris Hinton
- 1989—Eric Dickerson, Ray Donaldson, Chris Hinton
- 1990—Rohn Stark, Clarence Verdin



CHAMPIONSHIP GAMES

COLTS CHAMPIONSHIP GAMES

NFL CHAMPIONSHIP DEC. 28, 1958 YANKEE STADIUM

BALTIMORE 23, NEW YORK 17—Quarterback Johnny Unitas took the Colts 80 yards in 13 plays, the last a one-yard carry by Alan Ameche through the right side of the Giant line at 8 minutes, 15 seconds of sudden death overtime. The regulation game ended 17-17 when Baltimore's Steve Myhra booted a 20-yard field goal seconds from the gun. It has been called "the greatest game ever played" and the 64,185 who watched it at Yankee Stadium agree.

Baltimore 0 14 0 3 6—23

New York 3 0 7 7 0—17

NY—FG Summerall 36

Balt—Ameche 2 plunge (Myhra kick)

Balt—Berry 15 pass from Unitas (Myhra kick)

NY—Triplett 1 plunge (Summerall kick)

NY—Gifford 15 pass from Conerly (Summerall kick)

Balt—FG Myhra 20

Balt—Ameche 1 plunge (No conversion attempted)

Passing

Balt—Unitas (26-40-349), 1 TD, 1 Int, L-60

NY—Conerly (10-14-187), 1 TD, 0 Int, L-67

Rushing

Balt—Ameche (14-65), Dupre (11-30),

Moore (8-23)

NY—Gifford (12-60), Webster (12-24)

Receiving

Balt—Berry (12-178), Moore (6-101), Mutscheller (3-46)

NY—Rote (2-76), Schnellker (2-63)

NFL CHAMPIONSHIP DEC. 27, 1959 BALTIMORE MEMORIAL STADIUM

BALTIMORE 31, NEW YORK 16—The Giants led 9-7 after three periods by virtue of three field goals by Pat Summerall, but Baltimore's crack defensive backfield took charge in the final quarter, three times making interceptions that resulted in scores. Colt quarterback Johnny Unitas scored one TD and passed for two before a home crowd of 57,545 in Memorial Stadium.

New York 3 3 3 7—16

Baltimore 7 0 0 24—31

Balt—Moore 59 pass from Unitas (Myhra kick)

NY—FG Summerall 23

NY—FG Summerall 37

NY—FG Summerall 22

Balt—Unitas 4 run (Myhra kick)

Balt—Richardson 12 pass from Unitas (Myhra kick)

Balt—Sample 42 intercepted pass (Myhra kick)

Balt—FG Myhra 25

NY—Schnelker 32 pass from Conerly (Summerall kick)

Passing

Balt—Unitas (18-29-264), 2 TDs, 0 Int, L-59

NY—Conerly (16-35-232), 0 TDs, 2 Int, L-48

Rushing

Balt—Ameche (9-31), Sommer (6-15), Pricer (4-14),

NY—Gifford (9-50), Triplett (5-37), Webster (8-25)

Receiving

Balt—Moore (3-126), Berry (5-68), Mutscheller (5-40)

NY—Schnelker (9-175), Rote (2-41), King (4-17)

NFL CHAMPIONSHIP DEC. 27, 1964 CLEVELAND STADIUM

CLEVELAND 27, BALTIMORE 0—Both teams drew blanks in the first half but the Browns nailed down the World Championship with a 17-point third quarter. Quarterback Frank Ryan and fullback Jim Brown made the Cleveland attack click, as it rolled up 20 first downs to Baltimore's 11 and outgained the Colts, 339 to 171 yards. Ryan completed 11 of 18 passes for 206 yards and three touchdowns—all to end Gary Collins from distances of 18, 42 and 51 yards, while the brilliant Brown bulled for 114 yards on 27 shots as Cleveland controlled the ball. Attendance was 79,544.

Baltimore 0 0 0 0—0

Cleveland 0 0 17 10—27

Cleve—FG Groza 43

Cleve—Collins 18 pass from Ryan (Groza kick)

Cleve—Collins 42 pass from Ryan (Groza kick)

Cleve—Collins 51 pass from Ryan (Groza kick)

Cleve—FG Groza 3

Passing

Balt—Unitas (12-20-95) 0 TDs, 2 Int, L-23

Cleve—Ryan (11-18-206) 3 TDs, 1 Int, L-51

Rushing

Balt—Moore (9-40), Hill (9-31), Unitas (6-30)

Cleve—Brown (27-114), L-46, Green (10-29)

Receiving

Balt—Berry (3-38), Orr (2-31), Lorick (3-18)

Cleve—Collins (5-130), Brown (3-37), Brewer (2-26)

CHAMPIONSHIP GAMES



NFL WESTERN DIVISION PLAYOFF DEC. 26, 1965 LAMBEAU FIELD

GREEN BAY 13, BALTIMORE 10—A courageous effort by the undermanned Colts was doomed by a pair of Don Chandler field goals—one with 1:58 remaining from 22 yards to tie the score and a second of 25 yards to conclude 13:39 of "sudden-death" action. The Colts had jumped ahead 7-0, after 21 seconds of play when Don Shinnick scooped up Bill Anderson's fumble and trudged 25 yards to the end zone. They protected their edge tenaciously until the finish as Tom Matte went the route at quarterback, rushing for 57 yards and passing for 40. Zeke Bratkowski, subbing for the injured Bart Starr, completed 22 of 39 aerials for 248 yards. The Packers ran 80 plays to the Colts' 59 and led in first downs, 23-9. Attendance was 50,484.

Baltimore 7 3 0 0 0-10

Green Bay 0 0 7 3 3-13

Balt—Shinnick 25 fumble return (Michaels kick)

Balt—FG Michaels 15

GB—Hornung 1 run (Chandler kick)

GB—FG Chandler 22

GB—FG Chandler 25

Passing

Balt—Matte (5-12-40), 0 TDs, 0 Int, L-16

GB—Bratkowski (22-39-248), 0 TDs, 2 Int, L-33

Rushing

Balt—Matte (17-57), Hill (16-57), Moore (12-33)

GB—Taylor (23-60), Hornung (10-33), Pitts (3-14)

Receiving

Balt—Mackey (3-25), Moore (2-15)

GB—Anderson (8-78), Dowler (5-50), Hornung (4-42)

Dale (3-63)

NFL PLAYOFF

DEC. 22, 1968 BALTIMORE MEMORIAL STADIUM

BALTIMORE 24, MINNESOTA 14—It was a cold, rainy day when the Colts tucked away the Western Conference championship of the National Football League. Just as they had done earlier in the season, the Vikings provided some uncomfortable moments after the Colts managed to obtain a big lead. It wasn't until late in the first half that the Colts were able to nab a 7-0 lead on Earl Morrall's pass to Tom Mitchell after Willie Richardson's diving catch of a 33-yard aerial put the ball at the three. John Mackey's touchdown reception and Mike Curtis' 60-yard return of a fumble made it 21-0 after three quarters. Viking quarterback Joe Kapp refused to give up and fired TD passes to Bill Martin and Bill Brown before time ran out on him. Attendance was 60,238.

Minnesota 0 0 0 14-14

Baltimore 0 7 14 3-24

Balt—Mitchell 3 pass from Morrall (Michaels kick)

Balt—Mackey 49 pass from Morrall (Michaels kick)

Balt—Curtis 60 fumble return (Michaels kick)

Minn—Martin 1 pass from Kapp (Cox kick)

Balt—FG Michaels 33

Minn—Brown 7 pass from Kapp (Cox kick)

Passing

Balt—Morrall (13-22-280), 2 TDs, 1 Int, L-49

Minn—Kapp (26-44-287), 2 TDs, 2 Int

Rushing

Balt—Matte (14-31), Hill (8-10)

Minn—Kapp (10-52), Brown (10-30)

Receiving

Balt—Richardson (6-148), Mackey (3-92), Orr (2-36)

Minn—Brown (8-82), Washington (5-95), Beasley (5-69)

NFL CHAMPIONSHIP

DEC. 27, 1968 CLEVELAND STADIUM

BALTIMORE 34, CLEVELAND 0—After a scoreless first period, Baltimore's Tom Matte scored two of his record-tying three touchdowns in a 17-point Colts' second quarter. Meanwhile, the capacity crowd of 80,628 at Cleveland Stadium saw the Browns held scoreless for only the second time in the club's history as the Colts registered their fourth shutout of the season.

Baltimore 0 17 7 10-34

Cleveland 0 0 0 0-0

Balt—FG Michaels 28

Balt—Matte 1 run (Michaels kick)

Balt—Matte 12 run (Michaels kick)

Balt—Matte 2 run (Michaels kick)

Balt—FG Michaels 10

Balt—T. Brown 4 run (Michaels kick)

Passing

Balt—Morrall (11-25-169) 0 TDs, 1 Int, L-38

Clev—Nelson (11-26-132) 0 TDs, 2 Int, L-22, Ryan (2-6-19)

Rushing

Balt—Matte (17-88), L-12, Hill (11-60), T. Brown (5-18)

Clev—Kelly (13-28), Harraway (6-26)

Receiving

Balt—Richardson (3-78), Mackey (2-34), Orr (2-33)

Clev—Morin (3-41), Harraway (4-40), Warfield (2-30)



CHAMPIONSHIP GAMES

SUPER BOWL III

JAN. 12, 1969 MIAMI ORANGE BOWL

NEW YORK JETS 16, BALTIMORE 7—At Miami Orange Bowl Stadium, attendance 75,337. Jets' quarterback Joe Namath "guaranteed" victory on the Thursday before the game, then went out and led the AFL to its first Super Bowl victory over a Baltimore team that had lost one of 16 games all season. Namath, chosen the outstanding player, completed 17 of 28 passes for 206 yards and directed a steady attack that dominated the NFL champions after the Jet defense had intercepted Colt quarterback Earl Morrall three times in the first half. The Jets had 337 total yards, including 121 yards rushing by Matt Snell. John Unitas, who had missed most of the season with a sore elbow, came off the bench and led Baltimore to its only touchdown late in the fourth quarter after New York led 16-0.

New York (AFL) 0 7 6 3-16
Baltimore (NFL) 0 0 0 7-7
NY—Snell 4 run (Turner kick)
NY—FG Turner 32
NY—FG Turner 30
NY—FG Turner 9
Balt—Hill 1 run (Michaels kick)

Passing

Balt—Morrall (6-17-71) 0 TDs, 3 Int, L-30
Unitas (11-24-110) 0 TDs, 1 Int, L-21
NY—Namath (17-28-206) 0 TD, 0 Int, L-39
Panilli (0-1-0)

Rushing

Balt—Matte (11-116), L-58, Hill (9-29), L-12
NY—Snell (30-121), L-12, Boozer (10-29)

Receiving

Balt—Richardson (6-58), Orr (3-42), Mackey (3-35)
NY—Sauer (8-133), Snell (4-40)

AFC PLAYOFF

DEC. 26, 1970 BALTIMORE MEMORIAL STADIUM

BALTIMORE 17, CINCINNATI 0—Attendance 51,127. John Unitas connected with TD passes to Roy Jefferson and Ed Hinton in the first and fourth quarters and led the Colts into the AFC title game by defeating Cincinnati. The Baltimore defense came through on a cold, windy day and limited Cincinnati to 63 yards rushing and 76 yards passing. Norm Bulaich, Colts' rookie rusher, picked up 116 yards on 25 carries. Jim O'Brien, Colts' rookie kicker and leading scorer, connected with a 44-yard FG, missed one from the same distance. A 49-yard FG try by Horst Muhlmann was blocked by Ray May. Mike Curtis, Colts' middle linebacker, made the game's only interception, picking off one of Virgil Carter's fourth-period passes, to set up an eventual final Colt score.

Cincinnati 0 0 0 0-0
Baltimore 7 3 0 7-17
Balt—Jefferson 45 pass from Unitas (O'Brien kick)
Balt—FG O'Brien 44
Balt—Hinton 53 pass from Unitas (O'Brien kick)

Passing

Balt—Unitas (6-17-145), 2 TDs, 0 Int, L-53
Cin—Carter (7-20-64), 0 TDs, 1 Int, L-29
Wyche (1-1-29), 0 TDs, 1 Int

Rushing

Balt—Bulaich (25-116), Nowatzke (10-25)
Cin—Robinson (5-25), Phillips (10-12)

Receiving

Balt—Hinton (3-86), Jefferson (2-51)
Cin—Myers (4-66), Phillips (2-12)

AFC CHAMPIONSHIP

JAN. 3, 1971 BALTIMORE MEMORIAL STADIUM

BALTIMORE 27, OAKLAND 17—At Memorial Stadium, Baltimore, Md., attendance 56,368. Johnny Unitas' passing and play calling, and the running of rookie Norm Bulaich, powered the Colts to the first AFC Championship. Bulaich scored twice and Unitas picked up 245 yards on 11 completions, with his key one coming in the fourth quarter on a 68-yard touchdown reception by Ray Perkins out of a formation of four wide receivers. George Blanda (who at 43 became the oldest player to perform in a title game when he replaced injured Daryle Lamonica in the second period) threw TD passes to Fred Biletnikoff and Warren Wells, but was intercepted three times. Ed Hinton caught five passes for the Colts for 115 yards.

Oakland 0 3 7 7-17
Baltimore 3 7 10 7-27
Balt—FG O'Brien 16
Balt—Bulaich 2 run (O'Brien kick)
Oak—FG Blanda 48
Oak—Biletnikoff 38 pass from Blanda (Blanda kick)
Balt—FG O'Brien 23
Balt—Bulaich 11 run (O'Brien kick)
Oak—Wells 15 pass from Blanda (Blanda kick)
Balt—Perkins 68 pass from Unitas (O'Brien kick)

Passing

Balt—Unitas (11-30-245), 1 TD, 0 Int, L-68
Oak—Lamonica (1-4-6), 0 TD, 0 Int
Blanda (17-32-271), 2 TDs, 3 Int, L-38

Rushing

Balt—Bulaich (22-71), Nowatzke (8-32)
Oak—Dixon (10-51), C. Smith (9-44)

Receiving

Balt—Hinton (5-115), Perkins (2-80), Jefferson (3-36)
Oak—Wells (5-108), Biletnikoff (5-92)

CHAMPIONSHIP GAMES



SUPER BOWL V

JAN. 17, 1971 MIAMI ORANGE BOWL

BALTIMORE 16, DALLAS 13—At Miami Orange Bowl Stadium, attendance 79,204. Colts' rookie Jim O'Brien climaxed one of the zaniest professional football games ever played by lofting a 32-yard field goal through the Orange Bowl uprights with five seconds left in regulation time to give Baltimore a 16-13 Super Bowl win. The brutal defensive struggle resulted in 11 turnovers, which prevented a fluid, artistic performance but contributed to the drama of the contest. Dallas nearly put the game away early in the third period when, leading 13-6, the Cowboys recovered Jim Duncan's fumble on the 2nd half kickoff and zipped to the Colts' two in five plays. Duane Thomas, however, fumbled on the next play. Rick Volk provided Baltimore with the opportunity to tie halfway through the fourth period when he intercepted Craig Morton on the Dallas 33 and returned it to the three. Tom Nowatzke punctured into the end zone and after O'Brien's PAT it was 13-13. Mike Curtis intercepted another Morton pass on the Dallas 41 in the final minute and ran it back to the 28. The Colts stopped the clock with nine seconds left in the game and O'Brien made history. Morton's desperation pass on the final play of the game was intercepted by Jerry Logan.

Baltimore (AFC) 0 6 0 10-16
 Dallas (NFC) 3 10 0 0-13
 Dall—FG Clark 14
 Dall—FG Clark 30
 Balt—Mackey 75 pass from Unitas
 (O'Brien kick blocked)
 Dall—Thomas 7 pass from Morton (Clark kick)
 Balt—Nowatzke 2 run (O'Brien kick)
 Balt—FG O'Brien 32

Passing

Balt—Unitas (3-8-88), 1 TD, 2 Int, L-75
 Morrall (7-15-147), 1 Int, L-65. Havriak (1-1-25)
 Dall—Morton (12-26-127), 1 TD, 3 Int, L-41

Rushing

Balt—Nowatzke (10-33). Bulaich (18-28)
 Dall—Garnson (12-65). Thomas (18-37)

Receiving

Balt—Jefferson (3-52), Mackey (2-80)
 Dall—Reeves (5-46), Thomas (4-21)

AFC PLAYOFF

DEC. 26, 1971 CLEVELAND STADIUM

BALTIMORE 20, CLEVELAND 3—Attendance 74,082. Don Nottingham, playing for the injured Norm Bulaich, scored two TDs and rushed for 92 yards while Baltimore's strong defense dominated play in a 20-3 Colt victory over the Cleveland Browns that sent Baltimore into the AFC finals. Jim O'Brien added two field goals for the Colts and Don Cockroft, who had two kicks blocked by Bubba Smith, produced the Brown's only points. Rick Volk intercepted two of Bill Nelsen's passes and Charlie Stukes picked off a third. John Unitas went all the way, blending the strong running of Nottingham with passes to his favorite target, tight end Tom Mitchell, who caught 5 for 73 yards.

Baltimore 0 14 3 3-20
 Cleveland 0 0 3 0-3
 Balt—Nottingham 1 run (O'Brien kick)
 Balt—Nottingham 7 run (O'Brien kick)
 Cle—FG Cockroft 14
 Balt—FG O'Brien 42
 Balt—FG O'Brien 15

Passing

Balt—Unitas (13-21-143), 0 TDs, 1 Int, L-26
 Cle—Nelsen (9-21-104), 0 TDs, 3 Int, L-39
 Phipps (3-6-27), 0 TDs, 0 Int, L-13

Rushing

Balt—Nottingham (23-92), Matte (16-26)
 Cle—Kelly (14-49), Scott (8-25)

Receiving

Balt—Mitchell (5-73), Matte (3-22), Hinton (2-30)
 Cle—Scott (5-41), Kelly (4-24)

AFC CHAMPIONSHIP

JAN. 2, 1972 MIAMI ORANGE BOWL

MIAMI 21, BALTIMORE 0—At Orange Bowl, attendance 75,629. The Colts, playing without their starting running backs Norm Bulaich and Tom Matte, still managed to compile 302 total yards to Miami's 286 but were damaged by the Dolphins' big plays—Bob Griese to Paul Warfield 75-yard pass for TD in first period and Dick Anderson's 62-yard interception return for a TD in the third quarter. Larry Csonka carried five yards to a fourth quarter touchdown for Miami. John Unitas completed 20 of 36 passes for 224 yards but Colts were shutout for the first time since Dec. 5, 1965 (0-13 by Chicago Bears). Another big play for Miami was stopping Colts fourth and one attempt at Dolphins' nine-yard line when lead was 7-0.

Baltimore 0 0 0 0-0
 Miami 7 0 7 7-21
 Mia—Warfield 75 pass from Griese (Yeapremian kick)
 Mia—Anderson 62 interception return (Yeapremian kick)
 Mia—Csonka 5 run (Yeapremian kick)

Passing

Balt—Unitas (20-36-224) 0 TDs, 3 Int, L-27
 Mia—Griese (4-8-158) 1 TD, 1 Int, L-75

Rushing

Balt—McCauley (15-50), Nottingham (11-33)
 Mia—Kick (18-66), Csonka (15-63)

Receiving

Balt—Hinton (6-98), Nottingham (4-26)
 Mia—Warfield (2-125), Twilley (2-33)



CHAMPIONSHIP GAMES

AFC PLAYOFF

DEC. 27, 1975 THREE RIVERS STADIUM

PITTSBURGH 28, BALTIMORE 10—Attendance 49,053. The Colts were able to keep the game close with the defending Super Bowl champions until the final period even without the services of starting QB Bert Jones. Jones sustained a severe bruise to his throwing arm on the Colts first offensive series and was unable to return to action until the fourth quarter. Backup QB Marty Domres generated a second quarter score with a 5-yard TD toss to Glenn Doughty. The Colts trailed 14-10 after three quarters before Pittsburgh QB Terry Bradshaw scored on a 2-yard run midway through the final period. Steelers LB Andy Russell iced the victory in the final two minutes when he returned a Jones fumble 93 yards for a score.

Baltimore 0 7 3 0—10
Pittsburgh 7 0 7 14—28
Pitts—Harris 8 run (Gerela kick)
Balt—Doughty 5 pass from Domres (Linhart kick)
Balt—FG Linhart 21
Pitts—Bleier 7 run (Gerela kick)
Pitts—Bradshaw 2 run (Gerela kick)
Pitts—Russell 93 fumble recovery (Gerela kick)

Passing
Balt—Jones (6-11-91), 0 TD, 0 Int, L-58
Domres (2-11-9), 1 TD, 2 Int, L-5
Pitts—Bradshaw (8-13-103), 0 TD, 2 Int, L-34
Rushing
Balt—Mitchell (26-63), Domres (4-17)
Pitts—Harris (27-153), Bleier (12-28)
Receiving
Balt—Mitchell (4-20), Doughty (2-63)
Pitts—Lewis (3-65), Swann (2-15)

AFC PLAYOFF

DEC. 19, 1976 BALTIMORE MEMORIAL STADIUM

PITTSBURGH 40, BALTIMORE 14—Attendance 60,020. The Colts were playing "catch-up" ball all afternoon as the Steelers struck early and often. On the third play of the game, Pittsburgh stunned the Colts defense with a 76 yard TD bomb from Terry Bradshaw to Frank Lewis. Baltimore countered with a first quarter Bert Jones TD pass to Roger Carr covering 17 yards but it would be the Colts only score until the final period. A 60 yard kickoff return by Theo Bell and a 50 yard Franco Harris burst from scrimmage were key plays in building the Steelers 26-7 halftime lead. The Pittsburgh offense amassed 526 total yards as Bradshaw threw for 264 and Harris picked up 132 on the ground.

Pittsburgh 9 17 0 14—40
Baltimore 7 0 0 7—14
Pitts—Lewis 76 pass from Bradshaw (kick failed)
Pitts—FG Gerela 45
Balt—Carr 17 pass from Jones (Linhart kick)
Pitts—Harrison 1 run (Gerela kick)
Pitts—Swann 29 pass from Bradshaw (Gerela kick)
Pitts—FG Gerela 25
Pitts—Swann 11 pass from Bradshaw (Gerela kick)
Balt—Leaks 1 run (Linhart kick)
Pitts—Harrison 10 run (Mansfield kick)

Passing
Balt—Jones (11-25-144), 1 TD, 2 Int, L-25
Pitts—Bradshaw (14-18-264) 3 TDs, 0 Int, L-76l
Kruczek (5-6-44), 0 TD, 0 Int, L-15
Rushing
Balt—Mitchell (16-55), Leaks (4-12)
Pitts—Harris (18-132), Fuqua (11-54), Harrison (10-40)
Receiving
Balt—Mitchell (5-42), Chester (3-42), Carr (2-35)
Pitts—Swann (5-77), Harrison (4-37), Lewis (2-103)

AFC PLAYOFF

DEC. 24, 1977 BALTIMORE MEMORIAL STADIUM

OAKLAND 37, BALTIMORE 31—Attendance 60,763. In one of the longest football games ever played, the Colts and Raiders needed six quarters to decide the winner of their AFC playoff game. An Errol Mann 22 yard FG with only 26 seconds left in regulation time put the game into overtime tied at 31. After a scoreless fifth quarter, Oakland ended the game when Ken Stabler hit TE Dave Casper for a 10 yard score. The lead changed hands nine times throughout the game. The Colts had some outstanding individual efforts in all facets of the game. On offense, Ron Lee came off the bench to rush for 46 yards on 11 carries and two TDs. Defensively, Bruce Laird intercepted two passes and returned one 61 yards for a TD. On special teams, Marshall Johnson raced 87 yards with a kickoff for a score.

Oakland 7 0 14 10 0 6—37
Baltimore 0 10 7 14 0 0—31
Oak—Davis 30 run (Mann kick)
Balt—Laird 61 int ret (Linhart kick)
Balt—FG Linhart 36
Oak—Casper 8 pass from Stabler (Mann kick)
Balt—Johnson 87 KO ret (Linhart kick)
Oak—Casper 10 pass from Stabler (Mann kick)
Balt—Lee 1 run (Linhart kick)
Oak—Banaszak 1 run (Mann kick)
Balt—Lee 13 run (Linhart kick)
Oak—FG Mann 22
Oak—Casper 10 pass from Stabler (no PAT)

Passing
Balt—Jones (12-26-164), 0 TD, 0 Int, L-30
Oak—Stabler (21-40-345), 3 TD, 2 Int, L-42
Rushing
Balt—Mitchell (23-67), Lee (11-46), Leaks (8-35)
Oak—Van Eeghen (19-76), Davis (16-48), Banaszak (11-37)
Receiving
Balt—Mitchell (3-39), Scott (2-45), Lee (2-22)
Oak—Biletnikoff (7-88), Branch (6-113), Casper (4-70)

CHAMPIONSHIP GAMES/ROSTERS



AFC PLAYOFF JAN. 9, 1988 CLEVELAND STADIUM

CLEVELAND 38, INDIANAPOLIS 21—Attendance 79,838. The Colts and Browns traded first half touchdowns before Cleveland seized control with 17 unanswered second-half points on the way to a 38-21 win. Cleveland held a slight edge 404-315 in net yards, and held running back Eric Dickerson to 50 yards on 15 rushes. Quarterback Bernie Kosar was 20 of 31 for 229 yards and three scores, while quarterback Jack Trudeau hit 21 of 33 tosses for 251 yards and two touchdowns.

Indianapolis 7 7 0 7 21
Cleveland 7 7 7 17 38

Passing
Cle: Kosar (31-20-229) 3 TDs, 1 Int.
Ind: Trudeau (33-21-251) 2 TDs, 1 Int.

Cle—Byner 10 pass from Kosar (Bahr kick)
Ind—Beach 2 pass from Trudeau (Biasucci kick)
Cle—Langhorne 39 pass from Kosar (Bahr kick)
Ind—Dickerson 19 pass from Trudeau (Biasucci kick)
Cle—Byner 2 run (Bahr kick)
Cle—Bahr 22 FG
Cle—Brennan 2 pass from Kosar (Bahr kick)
Ind—Bentley 1 run (Biasucci kick)
Cle—Minnifield 48 interception return (Bahr kick)

Rushing
Cle: Byner 23-122; Mack 6-38; Manoa 4-10; Kosar 1-5
Ind: Dickerson 15-50; Bentley 4-9; Trudeau 2-4

Receiving
Cle: Newsome 4-65; Byner 4-36; Brennan 3-25; Mack 3-17; Fontenot 2-20; Langhorne 1-39; Slaughter 1-14; McNeil 1-8; Weathers 1-5
Ind: Dickerson 7-65; Brooks 5-78; Bentley 4-47; Bouza 2-24; Beach 2-6; Bellini 1-21; Murray 1-25

COLTS WORLD CHAMPIONSHIP TEAMS

1958

Won 9 - Lost 3

(*—starter)

No.	Name	Pos.	Ht.	Wt.	Age	NFL Exp.	College
*35	Ameche, Alan	FB	6-1	220	25	4	Wisconsin
*82	Berry, Raymond	E	6-2	190	25	4	S.M.U.
81	Braase, Ordell	E	6-4	215	26	2	South Dakota
*17	Brown, Raymond	QB-HB	6-2	195	22	1	Mississippi
25	Call, John	HB	6-1	200	23	2	Colgate
*20	Davis, Milt	HB	6-1	190	29	2	U.C.L.A.
21	DeCarlo, Art	HB	6-2	196	27	4	Georgia
*70	Donovan, Art	T	6-3	270	33	9	Boston College
*45	Dupre, L. G.	HB	5-11	190	26	4	Baylor
*83	Joyce, Don	E	6-3	255	29	8	Tulane
78	Krouse, Ray	T	6-3	275	31	8	Maryland
*76	Lipscomb, Gene	T	6-6	288	27	6	Miller (Detroit) HS
26	Lyles, Leonard	HB	6-2	198	22	1	Louisville
*89	Marchetti, Gino	E	6-4	240	31	7	San Francisco
*24	Moore, Lenny	HB	6-1	190	25	3	Penn State
*84	Mutscheller, Jim	E	6-1	215	28	5	Notre Dame
65	Myhra, Steve	G	6-1	235	24	2	North Dakota
*80	Nelson, Andy	HB	6-1	180	25	2	Memphis State
*50	Nutter, Madison	C	6-4	235	27	5	V.P.I.
*77	Parker, Jim	T	6-3	270	24	2	Ohio State
*36	Pellington, Bill	LB	6-2	230	31	6	Rutgers
79	Plunkett, Sherman	T	6-4	265	25	1	Maryland State
*60	Preas, George	T	6-2	245	25	4	V.P.I.
31	Pricer, Billy	FB	5-10	210	23	2	Oklahoma
44	Rechichar, Bert	HB	6-1	210	28	7	Tennessee
47	Sample, John	HB	6-1	203	21	1	Maryland State
*68	Sandusky, Alex	G	6-3	235	26	5	Clarion
*55	Sanford, Leo	LB	6-1	230	29	8	Louisiana Tech
14	Shaw, George	QB	6-0	190	25	4	Oregon
*66	Shinnick, Don	LB	6-0	230	23	2	U.C.L.A.
41	Simpson, Jackie	HB	5-10	180	24	1	Florida
*63	Spinney, Art	G	6-1	230	31	7	Boston College
*23	Taseff, Carl	HB	5-11	190	30	7	John Carroll
64	Thurston, Fred	G	6-1	245	25	1	Valparaiso
*19	Unitas, John	QB	6-1	190	25	3	Louisville

Coaching Staff: Wilbur C. (Weeb) Ewbank, Head Coach; Charles Winner, Backfield Coach; Herman Ball, Offensive Line Coach; John Bridgers, Defensive Line Coach; Bob Shaw, End Coach.

1959

Won 9 - Lost 3

NFL Exp. College

No.	Name	Pos.	Ht.	Wt.	Age	NFL Exp.	College
*35	Ameche, Alan	FB	6-1	217	26	5	Wisconsin
*82	Berry, Raymond	E	6-2	190	26	5	S.M.U.
81	Braase, Ordell	E	6-4	242	27	3	South Dakota
17	Brown, Raymond	HB	6-2	195	23	2	Mississippi



CHAMPIONSHIP ROSTERS

85	Cook, Ed	E	6-4	240	24	2	Maryland
*20	Davis, Milt	HB	6-1	190	30	3	U.C.L.A.
*70	Donovan, Art	T	6-3	270	34	10	Boston College
25	Hawkins, Alex	HB	6-1	190	22	1	South Carolina
*83	Joyce, Don	E	6-3	255	30	9	Tulane
78	Krouse, Ray	T	6-3	275	32	9	Maryland
43	Lewis, Harold	HB	6-1	195	23	1	Houston
*76	Lipscomb, Gene	T	6-6	288	28	7	Miller (Detroit) HS
*89	Marchetti, Gino	E	6-4	240	32	8	San Francisco
64	Matuszak, Marv	LB	6-2	232	28	6	Tulsa
*24	Moore, Lenny	HB	6-1	190	26	4	Penn State
*84	Mutscheller, Jim	E	6-1	215	29	6	Notre Dame
65	Myhra, Steve	G-LB	6-1	235	25	3	North Dakota
*80	Nelson, Andy	HB	6-1	180	26	3	Memphis State
*50	Nutter, Madison	C	6-4	235	28	6	V.P.I.
*77	Parker, Jim	T	6-3	270	25	3	Ohio State
*36	Pellington, Bill	LB	6-2	230	32	7	Rutgers
79	Plunkett, Sherman	T	6-4	265	26	2	Maryland State
*60	Preas, George	T	6-2	245	26	5	V.P.I.
31	Pricer, Billy	FB	5-10	210	24	3	Oklahoma
44	Rechichar, Bert	E-LB	6-1	210	29	8	Tennessee
87	Richardson, Jerry	E	6-3	185	23	1	Wofford
*47	Sample, John	HB	6-1	203	22	2	Maryland State
*68	Sandusky, Alex	G	6-3	235	27	6	Clarion
86	Sherer, Dave	E	6-3	210	22	1	S.M.U.
*66	Shinnick, Don	LB	6-0	230	24	3	U.C.L.A.
41	Simpson, Jackie	HB	5-10	180	25	2	Florida
*26	Sommer, Mike	HB	5-11	190	25	2	George Washington
*63	Spinney, Art	G	6-1	230	32	8	Boston College
*52	Szymanski, Dick	LB-C	6-3	230	27	4	Notre Dame
*23	Taseff, Carl	HB	5-11	190	31	8	John Carroll
*19	Unitas, John	QB	6-1	190	26	4	Louisville

Coaching Staff: Wilbur C. (Weeb) Ewbank, Head Coach; Charles Winner, Backfield Coach; Herman Ball, Offensive Line Coach; John Sandusky, Defensive Line Coach; Don McCafferty, End Coach.

1970

Won 11 - Lost 2 - Tied 1

No.	Name	Pos.	Ht.	Wt.	Age	NFL Exp.	College
14	Mira, George	QB	5-11	190	28	7	Miami
15	Morrall, Earl	QB	6-2	206	36	15	Michigan State
17	Havrilak, Sam	RB	6-2	195	22	2	Bucknell
*19	Unitas, John	QB	6-1	196	37	15	Louisville
*20	Logan, Jerry	S	6-1	190	29	8	W. Texas State
*21	Volk, Rick	S	6-3	195	25	4	Michigan
25	Curtis, Tom	S	6-1	196	22	1	Michigan
27	Perkins, Ray	WR	6-0	183	28	4	Alabama
28	Orr, Jimmy	WR	5-11	185	34	13	Georgia
29	Maliska, Paul	DB	6-1	190	22	1	Florida
30	Gardin, Ron	CB	5-11	180	25	1	Arizona
*32	Curtis, Mike	LB	6-2	232	26	6	Duke
*33	Hinton, Ed	WR	6-0	200	23	2	Oklahoma
*34	Nowatzke, Tom	RB	6-3	230	27	6	Indiana
*35	Duncan, Jim	CB	6-2	200	24	2	Maryland State
*36	Bulaich, Norm	RB	6-1	218	23	1	T.C.U.
40	Maitland, Jack	RB	6-1	210	21	1	Williams
42	Maxwell, Tom	CB	6-2	195	23	2	Texas A&M
45	Hill, Jerry	RB	5-11	217	30	10	Wyoming
*47	Stukes, Charlie	CB	6-3	212	26	4	Maryland State
49	Lee, David	K	6-4	230	26	5	Louisiana Tech
*50	Curry, Bill	C	6-2	235	27	6	Georgia Tech
51	Grant, Bob	LB	6-2	225	23	3	Wake Forest
52	Nichols, Robbie	LB	6-3	220	24	1	Tulsa
54	Goode, Tom	C	6-3	245	31	9	Mississippi State
55	McCullers, Dale	LB	6-1	215	23	2	Florida State
*56	May, Ray	LB	6-1	230	25	4	So. California
60	Wright, George	DT	6-3	260	22	1	Sam Houston
61	Johnson, Cornelius	G	6-2	245	27	3	Virginia Union
*62	Ressler, Glenn	G	6-3	250	27	6	Penn State
67	Larson, Lynn	T	6-4	254	22	1	Kansas State
68	Nelson, Dennis	T	6-5	260	24	1	Illinois State
*71	Sullivan, Dan	G-T	6-3	250	30	9	Boston College
*72	Vogel, Bob	T	6-5	250	28	8	Ohio State
73	Ball, Sam	T	6-4	240	26	5	Kentucky
*74	Smith, Billy Ray	DT	6-4	250	35	12	Arkansas
*75	Williams, John	G	6-3	256	24	3	Minnesota
*76	Miller, Fred	DT	6-3	250	30	8	L.S.U.
*78	Smith, Bubba	DE	6-7	295	25	4	Michigan State
80	O'Brien, Jim	K-WR	6-0	195	22	1	Cincinnati
81	Newsome, Billy	DE	6-4	240	21	1	Grambling
*83	Hendricks, Ted	LB	6-7	215	22	2	Miami
84	Mitchell, Tom	TE	6-2	215	26	4	Bucknell
*85	Hilton, Roy	DE	6-6	240	27	6	Jackson State
*87	Jefferson, Roy	WR	6-2	195	26	6	Utah
*88	Mackey, John	TE	6-2	224	28	8	Syracuse

Coaching Staff: Don McCafferty, Head Coach; John Sandusky, Defensive Line Coach; Dick Bielski, Offensive End Coach; Bob Boyd, Defensive Backfield Coach; Hank Bullough, Linebacker Coach; John Idzik, Offensive Backfield Coach; Lou Rymkus, Offensive Line Coach.

ALUMNI



The following compilation of Colts alumni includes every player who has ever appeared in a Colts uniform during a regular season National Football League game since 1953. Errors will be corrected if documented.

Coaches

Ahrens, Dave—Wisconsin	1991	Matthews, Billie—Southern	1985-86
Arnsparger, Bill—Miami (O.)	1964-69	McCafferty, Don—Ohio State	1960-72
Ball, Herman—Davis-Elkins	1956-62	McCormack, Mike—Kansas	1980-81
Baughan, Maxie—Georgia Tech	1975-79	McCulley, Pete—Louisiana Tech	1973-76
Becker, John—Cal State-Northridge	1985-88	Meyer, Ron—Purdue	1986-91
Bielski, Dick—Maryland	1964-72, 77-81	Miller, Red—Western Illinois	1971-72
Boutselis, George—North Carolina	1975-81	Molesworth, Keith—Monmouth	1953
Boyd, Bob—Oklahoma	1969-72, 81	Muir, Bill—Susquehanna	1989-91
Bratkowski, Zeke—Georgia	1982-84	Murphy, Russ—Davidson	1954
Bridgers, John—Auburn	1957-58	Mutscheller, Jim—Notre Dame	1963
Briner, Greg—Cal Western	1989	Myers, Chip—NW Oklahoma	1985-88
Bullough, Hank—Michigan State	1970-72	Noll, Chuck—Dayton	1966-67
Burnett, Leon—SW Kansas	1987-91	Pellington, Bill—Rutgers	1963
Callahan, Ray—Kentucky	1973	Powers, Clyde—Oklahoma	1980
Carson, Bud—N. Carolina	1982	Richards, Ray—Nebraska	1953
Catavolos, George—Purdue	1984-91	Rowen, Keith—Stanford	1985-88
Croom, Sylvester—Alabama	1991	Rymkus, Lou—Notre Dame	1970
Cumiskey, Frank—Ohio State	1954-56	Sandusky, John—Villanova	1959-72
Cunningham, Gunther—Oregon	1982-84	Scarnecchia, Dante—Cal Western	1989-90
Doll, Don—USC	1974	Schnellenberger, Howard—Kentucky	1973-74
Douglas, Otis—Wm. & Mary	1953	Seely, Brad—South Dakota State	1989-91
Dovell, Whitey—Maryland	1975-78	Sefcik, George—Notre Dame	1973
Dowhower, Rod—San Diego State	1985-86	Shaw, Bob—Ohio State	1957-58
Ewbank, Weeb—Miami (O.)	1954-62	Shula, Don—John Carroll	1963-69
Franklin, Bobby—Mississippi	1973	Sidwell, Steve—Colorado	1985
Furness, Steve—Rhode Island	1991	Smith, Jerry—Wisconsin	1974-76
Hawkins, Ralph—Maryland	1978	Symank, John—Florida	1979-81
Hill, George—Denison	1985-88	Szymanski, Dick—Notre Dame	1974
Hughes, Tom—Purdue	1955	Theider, Roger—W. Michigan	1982-84
Hunter, Hal—Pittsburgh	1982-84	Thomas, Joe—Ohio Northern	1954, 74
Idzik, John—Maryland	1970-72, 80-81	Valesante, Bob—Ithaca	1982-83
Jackson, Milt—Tulsa	1989-91	Venturi, Rick—Northwestern	1982-91
Kennan, Larry—LaVerne	1989-90	Voris, Dick—San Jose State	1973
Khayat, Ed—Tulane	1977-81	Wasylik, Nick—Ohio State	1953
Kush, Frank—Michigan State	1982-84	Weber, Chuck—West Chester State	1980-81
Lauterbur, Frank—Mt. Union	1955-56, 74-77	Westhoff, Mike—Wichita State	1982-84
Lovat, Tom—Utah	1985-88	Wietecha, Ray—Northwestern	1980-81
Mann, Richard—Arizona State	1982-84	Winner, Charlie—Washington	1954-55
Marchetti, Gino—USF	1963	Young, George—Bucknell	1970, 73
Marchibroda, Ted—St. Bonaventure	1975-79	Zupancic, Tom—Indiana Central	1984-91
Marshall, John—Washington	1986-88	Zwahlen, Ernie—Oregon St.	1979

Players

Abramowitz, Sid (T) Tulsa	1983, 87	Beutler, Tom (LB) Toledo	1971
Achica, George (NT) USC	1985	Biasucci, Dean (K) W. Carolina	1984, 86-91
Agase, Alex (G) Illinois	1953	Bickett, Duane (LB) USC	1985-91
Agee, Mel (DE) Illinois	1991	Blieck, Tom (B) Georgia Tech	1966
Ahrens, Dave (LB) Wisconsin	1985-87	Bielski, Dick (E) Maryland	1962-63
Allegre, Raul (K) Texas	1983-85	Bighead, Jack (E) Pepperdine	1954
Allen, Gerald (B) Omaha	1966	Blackwood, Lyle (S) TSU	1977-80
Alley, Don (F) Adams St.	1967	Blados, Brian (OL) North Carolina	1991
Alston, O'Brien (LB) Maryland	1988-89	Blandin, Ernie (T) Tulane	1953
Alston, Mack (TE) UMES	1977-80	Blue, Forrest (C) Auburn	1975-78
Ameche, Alan (B) Wisconsin	1955-60	Boggs, Mark (OT) Ball State	1987
Amman, Richard (DE) Florida State	1972-73	Bouza, Matt (WR) California	1982-89
Anderson, Don (DB) Purdue	1985	Boyd, Bob (DB) Oklahoma	1960-68
Anderson, Kim (DB) Arizona St.	1980-84	Boyer, Mark (TE) USC	1985-89
Anderson, Larry (DB) Louisiana Tech	1982-84	Braase, Ordell (DE) S. Dakota	1957-68
Andrews, John (TE) Indiana	1973-74	Bracelin, Greg (LB) California	1982-84
Armstrong, Harvey (NT) SMU	1986-90	Brady, Kerry (K) Hawaii	1988
Atkinson, Jess (K) Maryland	1988	Bragg, Mike (P) Richmond	1980
Austin, Ocie (DB) Utah St.	1968-69	Brandes, John (TE) Cameron	1987-89
Averno, Sisto (G) Muhlenberg	1953-54	Brazier, Larry (DB) USC	1979-81
Bailey, Don (C) Miami	1984-85	Brethauer, Monte (E) Oregon	1953-55
Bailey, Elmer (WR) Minnesota	1982	Brooks, Bill (WR) Boston U.	1986-91
Bailey, Jim (DT) Kansas	1970-74	Brotzki, Bob (OT) Syracuse	1986-88
Baker, Ron (OG) Oklahoma State	1978-79	Broughton, Willie (NT) Miami (Fla.)	1985-86
Baldinger, Brian (OT) Duke	1988-91	Brown, Barry (E) Florida	1966-67
Baldinger, Gary (OL) Wake Forest	1990	Brown, Ed (QB) USF	1965
Baldschwiler, Karl (T) Oklahoma	1983, 85-86	Brown, Gordon (RB) Tulsa	1987
Baldwin, Bob (B) Clemson	1966-67	Brown, Ray (DB) Mississippi	1958-60
Ball, Michael (DB) Southern	1988-91	Brown, Timmy (RB) Ball State	1968
Ball, Sam (T) Kentucky	1966-70	Bryan, Walter (B) Texas Tech	1955
Ballage, Pat (S) Notre Dame	1986-87	Bryant, Steve (WR) Purdue	1987
Ballard, Quinton (NT) Elon	1983	Bulaich, Norm (RB) TCU	1970-72
Banes, Joey (OL) Houston	1990	Bulluck, Brian (LB) NC State	1987
Banks, Chip (LB) USC	1989-91	Burke, Randy (WR) Kentucky	1978-81
Banks, Chuck (RB) WV Tech	1987	Burkett, Jack (LB) Auburn	1961-66
Banks, Roy (WR) E. Illinois	1987-88	Burroughs, James (CB) Michigan State	1982-84
Barnes, Ernie (NT) Miss. St.	1983	Butler, Ray (WR) USC	1980-85
Barnes, Mike (DE) Miami (Fla.)	1973-81	Call, Jack (B) Colgate	1957-58
Barwegen, Dick (G) Purdue	1953-54	Call, Kevin (OT) Colorado State	1984-91
Baylor, John (DB) USM	1989-91	Campanella, Joe (T) Ohio St.	1953-57
Baylor, Tim (DB) Morgan State	1976-78	Campbell, John (LB) Minnesota	1969
Beach, Pat (TE) Wash. St.	1982-83, 85-91	Cannon, Mark (C) Texas-Arlington	1991
Bell, Mark (DE) Colorado State	1983-84	Capers, Wayne (WR) Kansas	1985-86
Bellini, Mark (WR) BYU	1987-88	Caron, Roger (OT) Harvard	1985-86
Benhart, Eugene (QB) Western Illinois	1990	Carr, Roger (WR) Louisiana Tech	1974-81
Benjamin, Bill (LB) San Jose St.	1987	Carthens, Milt (OT) Michigan	1987
Benson, Mitchell (DL) TCU	1989-90	Carver, Melvin (RB) UNLV	1987
Bentley, Albert (RB) Miami (Fla.)	1985-91	Cash, Kerry (TE) Texas	1991
Berra, Tim (WR) Massachusetts	1974	Chandler, Chris (QB) Washington	1988-89
Berry, Raymond (E) SMU	1955-67	Chatman, Ricky (LB) LSU	1987
Bertuca, Tony (LB) Cal-State Chico	1974		



ALUMNI

Cheatham, Ernie (T) Loyola LA	1954
Cherry, Stan (LB) Morgan State	1973
Chester, Raymond (TE) Morgan State	1973-77
Cheyunski, Jim (LB) Syracuse	1975-76
Chrovich, Dick (T) Miami (O)	1955-56
Clancy, Sam (DL) Pittsburgh	1989-91
Clark, Ken (RB) Nebraska	1990-91
Clemens, Bob (B) Pittsburgh	1962
Clinkscale, Dextor (S) S.C. State	1986
Cogdill, Gail (E) Washington St.	1968
Cole, Terry (RB) Indiana	1968-69
Coleman, Leonard (DB) Vanderbilt	1985-87
Coley, James (TE) Clemson	1991
Collett, Elmer (G) SF State	1973-77
Colteryahn, Lloyd (E) Maryland	1954-56
Colvin, Jim (T) Houston	1960-63
Conjar, Larry (B) Notre Dame	1969-70
Conlin, Chris (OL) Penn State	1990-91
Cook, Fred (DE) So. Mississippi	1974-80
Cooke, Ed (E) Maryland	1959
Cooks, Johnie (LB) Mississippi State	1982-88
Coutre, Larry (B) Notre Dame	1953
Craddock, Nate (RB) Parsons	1963
Cribbs, Joe (RB) Auburn	1988
Criswell, Jeff (OG) Graceland	1987
Crosby, Cleveland (DE) Arizona	1982
Crouch, Terry (OG) Oklahoma	1982
Cunningham, Pat (OL) Texas A&M	1990
Cuozzo, Gary (QB) Virginia	1963-66
Curry, Bill (C) Georgia Tech.	1967-72
Curry, Craig (DB) Texas	1987
Curry, Shane (DL) Miami	1991
Curtis, Mike (LB) Duke	1965-75
Curtis, Tom (DB) Michigan	1970-71
Daniel, Eugene (CB) LSU	1984-91
Daniel, Kenny (S) San Jose St.	1986-87
Darby, Byron (NT) USC	1987-88
Davidson, Cotton (QB) Baylor	1954, 57
Davis, Lee (DB) Mississippi	1987
Davis, Milt (DB) UCLA	1957-60
Davis, Norman (G) Grambling	1967
Davis, Preston (CB) Baylor	1984-86
Davis, Ted (LB) Georgia Tech	1964-66
Davis, Travis (NT) Michigan State	1991
DeCarlo, Art (E) Georgia	1957-60
Dee, Donnie (TE) Tulsa	1988-89
Delaney, Jeff (S) Pittsburgh	1982
DeRoo, Brian (WR) Redlands Univ.	1979-81
DeiBello, Jack (B) Miami (Fla.)	1953
Dickel, Dan (LB) Iowa	1974-77
Dickerson, Eric (RB) SMU	1987-91
Dickey, Curtis (RB) Texas A&M	1980-85
Diehl, John (T) Virginia	1961-64
Dilts, Bucky (P) Georgia	1979
Dixon, Randy (OT) Pittsburgh	1987-91
Dixon, Titus (WR) Troy State	1989
Dixon, Zachary (RB) Temple	1980-82
Domres, Marty (QB) Columbia	1972-75
Donaldson, Ray (C) Georgia	1980-91
Donovan, Art (DT) Boston Coll.	1953-61
Doughty, Glenn (WR) Michigan	1972-79
Drougas, Tom (T) Oregon	1972-73
Duncan, James (DB) Md. St.	1969-71
Dunlap, Len (DB) N. Tex. St.	1971
Dunn, Perry Lee (RB) Mississippi	1969
Dupre, L. G. (RB) Baylor	1955-59
Durham, Steve (DE) Clemson	1982
Dutton, John (DE) Nebraska	1974-78
Ecklund, Brad (C) Oregon	1953
Edmunds, Randy (LB) Georgia Tech.	1972
Edwards, Dan (E) Georgia	1953-54
Eggers, Doug (LB) S. Dakota St.	1954-57
Ehrmann, Joe (DT) Syracuse	1973-80
Eisenhooth, Stan (OL) Towson State	1989
Elko, Bill (NT) LSU	1987
Embree, Mel (E) Pepperdine	1953
Enke, Fred (QB) Arizona	1953-54
Faulkner, Jeff (DL) Southern	1990
Feagin, Wiley (G) Houston	1961-62
Feamster, Tom (T) Florida St.	1956
Feasel, Grant (C) Abilene Christian	1983-84
Federspiel, Joe (LB) Kentucky	1981
Felts, Bob (B) Florida A&M	1965
Ferguson, Joe (QB) Arkansas	1990
Fernandes, Ron (DE) Eastern Michigan	1976-79
Fields, Greg (DE) Grambling	1979-80
Fields, Jitter (DB) Texas	1987
Figaro, Cedric (LB) Notre Dame	1991
Finnin, Tom (DT) Detroit	1953-56
Flowers, Bernie (E) Purdue	1956
Flowers, Dick (B) Northwestern	1953
Foley, Tim (DT) Notre Dame	1981
Footo, Chris (C) USC	1980-81
Franklin, Cleveland (RB) Baylor	1981-82
Franklin, Willie (WR) Oklahoma	1972
Fultz, Mike (DT) Nebraska	1981
Gagliano, Bob (QB) Utah State	1988
Gambol, Chris (OT) Iowa	1988
Ganas, Rusty (DT) S. Carolina	1971
Gardin, Ron (DB) Arizona	1970-71
Gardner, Ellis (OL) Georgia Tech.	1984
Garrett, Mike (P) Georgia	1981
Garry, Ben (RB) So. Mississippi	1979-80
Gaubatz, Dennis (LB) LSU	1965-69
George, Ed (T) Wake Forest	1975
George, Jeff (QB) Illinois	1990-91
Giannetti, Frank (DL) Penn State	1991
Gilburg, Tom (T) Syracuse	1961-65
Gill, Owen (RB) Iowa	1985-86
Ginn, Hubert (RB) Florida A&M	1973
Glasgow, Nesby (DB) Washington	1979-87
Glick, Gary (B) Colo. A&M	1961
Golsteyn, Jerry (QB) Northern Illinois	1979
Goode, Chris (DB) Alabama	1987-91
Goode, Tom (C) Mississippi St.	1970
Grant, Alan (DB) Stanford	1990-91
Grant, Bob (LB) Wake Forest	1968-70
Graves, Marsharne (OT) Arizona	1987
Gregory, Ken (E) Whittier	1961
Green, Anthony (DT) N. Carolina State	1981
Griffin, Wade (T) Mississippi	1977-81
Griggs, Perry (KR) Troy State	1977
Grimm, Dan (G) Colorado	1969
Grimmsley, Ed (LB) Akron	1987
Gross, Lee (C) Auburn	1979
Haines, John (DL) Texas	1986
Hall, Randy (CB) Idaho	1974, 76
Hamm, Bob (DE) New-Reno	1987
Hancock, Kevin (LB) Baylor	1987
Hand, Jon (DE) Alabama	1986-91
Harbour, James (WR) Mississippi	1986
Hardeman, Don (RB) Texas A&I	1978-79
Harness, Jim (B) Mississippi St.	1986
Harold, George (B) Allen	1966-67
Harris, Joe (LB) Georgia Tech	1982
Harris, Wendell (DB) LSU	1962-65
Harrison, Bob (B) Ohio U.	1961
Harrison, Dwight (DB) Texas A&I	1978-79
Hart, Jeff (T) Oregon State	1979-83
Hatchett, Derrick (CB) Texas	1980-83
Hathaway, Steve (LB) West Virginia	1984
Havrilak, Sam (B) Bucknell	1969-73
Hawkins, Alex (B) South Carolina	1955-65, 67-68
Hawthorne, Greg (TE) Baylor	1987
Haymond, Alvin (DB) Southern U.	1964-67
Heffern, Shawn (OL) Notre Dame	1987
Heimkreiter, Steve (LB) Notre Dame	1980
Hemphill, Darryl (FS) W. Texas State	1982
Hendricks, Ted (LB) Miami (Fla.)	1969-73
Henry, Bernard (WR) Arizona State	1982-85
Henry, Steve (DB) Emporia State	1981
Hepburn, Lonnie (CB) Texas So.	1971-72
Herrmann, John (B) UCLA	1956
Herrmann, Mark (QB) Purdue	1983-84, 1990-91
Herrod, Jeff (LB) Mississippi	1988-91
Herosian, Brian (S) Connecticut	1973
Hester, Jessie (WR) Florida State	1990-91
Hickman, Dallas (LB) California	1981
Hicks, Dwight (S) Michigan	1986
Hilger, Rusty (QB) Oklahoma State	1990-91
Hill, Jerry (RB) Wyoming	1961, 63-70
Hilton, Roy (DE) Jackson St.	1965-73
Hinton, Chris (G/T) Northwestern	1983-89
Hinton, Chuck (DT) N. Carolina Col.	1972
Hinton, Ed (WR) Oklahoma	1969-72
Hoaglin, Fred (C) Pittsburgh	1973
Hogeboom, Gary (QB) Central Michigan	1986-88
Holloway, Cornell (DB) Pittsburgh	1990-91
Holt, John (CB) W. Texas State	1986-88
Horn, Dick (B) Stanford	1958
Hudson, Nat (OG) Georgia	1982
Huff, Ken (G) N. Carolina	1975-82
Huffman, Darvell (WR) Boston U.	1991
Hugasian, Henry (B) Stanford	1955
Humm, David (QB) Nebraska	1981-82
Hunley, LaMonte (LB) Arizona	1985-86
Hunt, George (K) Tennessee	1973
Hunter, Ivy Joe (RB) Kentucky	1989-90
Hunter, James (NT) USC	1982
Huzvar, John (RB) Pittsburgh	1953-54
Hyde, Glenn (OT) Pittsburgh	1982
Jackson, Ken (G) Texas	1953-57
Jackson, Marcus (DL) Purdue	1987
Jackson, Victor (DB)	1986

ALUMNI



James, June (LB) Texas	1987
James, Tommy (B) Ohio St.	1956
Jarvis, Ralph (DL) Temple	1990
Jaworski, Matt (LB) Colgate	1991
Jefferson, Roy (WR) Utah	1970
Jenkins, Fletcher (DE) Washington	1982
Johnson, Anthony (RB) Notre Dame	1990-91
Johnson, Cornelius (G) Va. Union	1968-72
Johnson, Ezra (DE) Morris Brown	1988-89
Johnson, Gary Don (DT) Baylor	1980
Johnson, Greg (DT) Florida State	1977
Johnson, Kelley (WR) Colorado	1987
Johnson, Marshall (WR) Houston	1975-80
Johnson, Wayne (QB) Georgia	1989
Jones, Bert (QB) LSU	1973-81
Jones, Brian (LB) Texas	1991
Jones, Bryant (DB) Toledo	1987
Jones, Joe (TE) Va. Tech.	1987
Jones, Ricky (LB) Tuskegee	1980-83
Jordan, Steve (K) USC	1987
Joyce, Don (DE) Tulane	1954-60
Justin, Sid (CB) Long Beach St.	1982
Kaczmarek, Mike (LB) Southern Ill.	1973
Kafentzik, Mark (S) Hawaii	1983-84
Kalmanir, Tom (B) Nevada	1953
Keane, Tom (DB) W. Virginia	1953-54
Kearse, Tim (WR) San Jose St.	1987
Kellar, Scott (NT) N. Illinois	1986-87
Kennedy, Jimmie (TE) Colorado State	1975-77
Kekorian, Garry (QB) Stanford	1954-56, 58
Kern, Rex (DB) Ohio State	1971-73
Kiel, Blair (QB) Notre Dame	1986-87
Kirchiro, Bill (G) Maryland	1962
Kirchner, Mark (OT) Baylor	1984, 86
Kirkland, Mike (QB) Arkansas	1976-78
Kirouac, Lou (T) Boston Coll.	1964
Klecko, Joe (NT) Temple	1988
Knight, Steve (OL) Tennessee	1987-88
Kofler, Matt (QB) San Diego State	1985
Koman, Bill (G) North Carolina	1956
Kostelnik, Ron (T) Cincinnati	1969
Kovac, Ed (B) Cincinnati	1960
Krahl, Jim (DT) Texas Tech.	1979-80
Krauss, Barry (LB) Alabama	1979-88
Krouse, Ray (DE) Maryland	1958
Kunz, George (T) Notre Dame	1975-77, 80
La Fleur, Greg (TE) LSU	1986
Laird, Bruce (DB) American International	1972-81
Landry, Greg (QB) Massachusetts	1979-81
Langas, Bob (E) Wayne	1954
Lange, Bill (G) Dayton	1953
LaPointe, Ron (TE) Penn State	1980
Larson, Kurt (LB) Michigan State	1989-90
Larson, Lynn (T) Kansas St.	1971-72
Laskey, Bill (LB) Michigan	1971-72
Lattimore, Brian (RB) SE Missouri St.	1991
Leaks, Roosevelt (RB) Texas	1975-79
Leberman, Bob (B) Syracuse	1954
Lee, David (P) Louisiana Tech.	1966-78
Lee, Keith (DB) Colorado State	1985
Lee, Monte (C) Texas	1965
Lee, Ron (RB) West Virginia	1976-78
Leiding, Jeff (LB) Texas	1986-87
Lesane, Jimmy (B) Virginia	1954
Lester, Keith (TE) Murray St.	1987
Lewis, Harold (B) Houston	1959
Lewis, Joe (T) Compton	1961
Linhart, Toni (K) Austria Tech.	1974-79
Linn, Jack (OT) West Virginia	1991
Linne, Aubrey (E) TCU	1961
Lipscomb, Gene (DT) Miller H.S.	1956-60
Little, Jack (T) Texas A&M	1953-54
Lockett, J.W. (B) Okla. Central	1963
Logan, Jerry (DB) W. Texas State	1963-72
Looney, Joe Don (RB) Oklahoma	1964
Lorick, Tony (RB) Arizona St.	1964-67
Lowry, Orlando (LB) Ohio State	1985-89
Luce, Derrel (LB) Baylor	1975-78
Lush, Mike (DB) E. Stroudsburg St.	1986
Luther, Ed (QB) San Jose St.	1986
Lyles, Lenny (DB) Louisville	1958, 61-69
Mackey, Dee (E) E. Texas St.	1961-62
Mackey, John (TE) Syracuse	1963-72
MacLeod, Tom (LB) Minnesota	1974-78
Maitland, Jack (RB) Williams	1970
Manoa, Tim (RB) Penn State	1991
Maples, Butch (C) Baylor	1993
Marchetti, Gino (DE) USF	1953-64, 66
Marshall, Greg (DT) Oregon St.	1978
Martin, Jim (K) Notre Dame	1963
Martin, Robbie (WR) Cal Poly-SLO	1985-86
Martin, Sammy (WR) LSU	1991
Matte, Tom (RB) Ohio St.	1961-72
Mattiace, Frank (DL) Holy Cross	1987
Matusak, Marv (B) Tulsa	1959-61
Mauck, Carl (LB) So. Illinois	1969
Maxwell, Tom (B) Texas A&M	1969-70
Maxwell, Vernon (LB) Arizona State	1983-84
May, Ray (LB) USC	1970-72
Mayo, Ron (TE) Morgan State	1974
McCall, Reese (TE) Auburn	1978-82
McCaughey, Don (RB) N. Carolina	1971-81
McCloskey, Mike (HB) Penn State	1987
McCloughan, Dave (DB) Colorado	1991
McDonald, Quintus (LB) Penn State	1989-91
McGregor, Keli (TE) Colorado State	1985
McHan, Lamar (QB) Arkansas	1961-63
McLamore, Chris (RB) Arizona	1987
McMillan, Chuck (B) John Carroll	1954
McMillan, Randy (RB) Pittsburgh	1981-86
McNanie, Sean (DL) San Diego State	1990
McPhail, Buck (RB) Oklahoma	1953
McQuaid, Dan (OL) Nevada-LV.	1988
Memmelaar, Dale (G) Wyoming	1966-67
Mendenhall, Ken (C) Oklahoma	1971-80
Merritts, Jim (DL) West Virginia	1987
Metcalfe, Bo (FB) Baylor	1984
Michaels, Lou (DE, K) Kentucky	1964-69
Middleton, Frank (RB) Florida A & M	1984
Mike-Mayer, Steve (K) Maryland	1979-80
Mildren, Jack (S) Oklahoma	1972-73
Miller, Dan (K) Miami (Fla.)	1982
Miller, Chuckie (DB) UCLA	1988
Miller, Fred (DT) LSU	1963-72
Mills, Jim (T) Hawaii	1983-84
Mioduszewski, Ed (B) Wm. & Mary	1953
Mitchell, Lydell (RB) Penn State	1972-77
Mitchell, Tom (TE) Bucknell	1968-73
Mooney, Ed (LB) Texas Tech	1972-73
Moore, Alvin (RB) Arizona State	1983-84
Moore, Henry (B) Arkansas	1957
Moore, Jimmy (G) Ohio State	1981
Moore, Lanny (RB) Penn State	1956-67
Morgan, Stanley (WR) Tennessee	1990
Morrall, Earl (QB) Michigan St.	1968-71
Morrison, Don (OT) Texas-Arl.	1978
Mosier, John (TE) Kansas	1972
Moss, Roland (RB, TE) Toledo	1969
Moss, Zefross (OT) Alabama State	1989-91
Mrosko, Bob (TE) Penn State	1991
Mumphord, Lloyd (CB) Texas So.	1975-76
Munsey, Nelson (CB) Wyoming	1972-77
Murray, Dan (LB) E. Stroudsburg St.	1989
Murray, Walter (WR) Hawaii	1986-87
Murtha, Greg (OT) Minnesota	1982
Mutscheller, Jim (E) Notre Dame	1954-61
Myers, Bob (T) Ohio St.	1955
Myhra, Steve (LB, K) N. Dakota	1957-61
Naposki, Eric (LB) Connecticut	1989
Neal, Dan (C) Kentucky	1973-74
Nelson, Andy (DB) Memphis St.	1957-63
Nelson, Dennis (T) Illinois State	1970-74
Nettles, Doug (CB) Vanderbilt	1974-79
Newsome, Billy (DE) Grambling	1970-72
Nichols, Ricky (WR) East Carolina	1985
Nichols, Robbie (LB) Tulsa	1970-71
Noble, James (WR) S.F. Austin	1987
Nottingham, Don (RB) Kent State	1971-73
Novak, Ken (DT) Purdue	1976-77
Nowatzke, Tom (RB) Indiana	1970-72
Nugent, Terry (QB) Colo. State	1987
Nutter, Buzz (C) VPI	1954-60, 65
Nyers, Dick (B) Indiana Central	1956-57
Oatis, Victor (WR) N.W. Louisiana	1983
O'Brien, Jim (K, WR) Cincinnati	1970-72
O'Dell, Stu (LB) Indiana	1978
Odom, Cliff (LB) Texas-Arlington	1982-89
O'Neal, Calvin (LB) Michigan	1978
Oldham, Ray (S) Middle Tennessee State	1973-77
Olds, Bill (RB) Nebraska	1973-75
Oliver, Hubert (FB) Arizona	1986
Ontko, Bob (LB) Penn State	1987
Orduna, Joe (RB) Nebraska	1974
Orr, Jimmy (E) Georgia	1961-70
Orvis, Herb (DT) Colorado	1979-81
O'Steen, Dwayne (DB) San Jose St.	1982
Owens, Luke (T) Kent St.	1957
Owens, R. C. (E) Coll. of Idaho	1962
Ozdowski, Mike (DE) Virginia	1978-81
Pajden, Gary (LB) Arizona State	1982-84, 87
Pagel, Mike (QB) Arizona State	1982-85
Parkey, Irv (OT) Penn State	1991
Paris, William (OL) Michigan	1991
Parker, Anthony (LB) Arizona State	1989
Parker, Jim (T, G) Ohio St.	1957-67



ALUMNI

- Parker, Steve (DE) Eastern Illinois 1983-84
Patera, Jack (LB) Oregon 1955-57
Patten, Joel (OT) Duke 1987-88
Pear, Dave (DT) Washington 1975
Pearson, Preston (RB) Illinois 1967-68
Pellington, Bill (LB) Rutgers 1953-64
Pepper, Gene (G) Mississippi 1954
Perkins, Bruce (RB) Arizona State 1991
Perkins, Ray (WR) Alabama 1967-71
Perry, Joe (RB) Compton 1961-62
Perryman, Jim (DB) Millikin 1987
Petersen, Ted (OT) Eastern Illinois 1984
Peterson, Gerald (T) Texas 1956
Petties, Neal (E) San Diego St. 1964-66
Pinkney, Reggie (DB) East Carolina 1979-81
Pittman, Charlie (RB) Penn St. 1971
Plantz, Ron (OL) Notre Dame 1987
Plummer, Bruce (DB) Mississippi State 1989
Plunkett, Sherm (T) Md. St. 1958-60
Poole, Barney (E) Army, Mississippi 1953
Porter, Ricky (RB) Slippery Rock, Pa. 1983
Porter, Ron (LB) Idaho 1967-69
Porter, Tracy (WR) LSU 1983-84
Pratt, Robert (G) N. Carolina 1974-81
Preas, George (T) VPI 1955-65
Pricer, Billy (RB) Oklahoma 1957-60
Prior, Mike (DB) Illinois State 1987-91
Pruitt, James (WR) Cal. St.-Fullerton 1988-89
Pyle, Palmer (G) Michigan St. 1960-63
Raba, Bob (TE) Maryland 1980
Radachowsky, George (DB) Boston College 1984-85
Radevic, Scott (LB) Penn State 1990-91
Radosevich, George (C) Pittsburgh 1954-56
Raiff, Jim (G) Dayton 1954
Ramsey, Tom (QB) UCLA 1989
Randle, Tate (CB) Texas Tech 1983-86
Ransdell, Bill (QB) Kentucky 1988
Raymond, Gerry (OG) Boston College 1982
Rechichar, Bert (DB, K) Tennessee 1953-59
Redd, Glen (LB) BYU 1986
Reece, Geoff (C) Washington St. 1978
Reed, Mark (QB) Moorhead St., Minn. 1983
Reese, Guy (T) SMU 1964-65
Remo, Roger (LB) Syracuse 1987
Renfro, Dean (B) N. Texas St. 1955
Ressler, Glenn (G) Penn State 1965-74
Rhodes, Danny (LB) Arkansas 1974
Richardson, Jerry (E) Wofford 1959-60
Richardson, Willie (WR) Jackson St. 1963-69, 71
Riley, Butch (LB) Texas A&I 1969
Riley, Eugene (TE) Ball State 1990
Rison, Andre (WR) Michigan State 1989
Robinson, Chas. (G) Morgan State 1954
Robinson, Freddie (DB) Alabama 1987-88
Robinson, Glenn (DE) Oklahoma St. 1975
Rowe, David (DT) Penn State 1978
Rudnick, Tim (DB) Notre Dame 1974
Saar, Brad (LB) Ball State 1987
Saiter, Bryant (DB) Pittsburgh 1976
Salisbury, Sean (QB) USC 1987
Sally, Jerome (NT) Missouri 1987
Sample, John (DB) Maryland St. 1958-60
Sandusky, Alex (G) Clarion 1954-66
Sanford, Leo (C) Louisiana Tech 1958
Satterwhite, Howard (WR-KR) Sam Houston State 1977
Saul, Bill (LB) Penn State 1962-63
Schlichter, Art (QB) Ohio State 1982, 84-85
Schmiesing, Joe (DT-DE) New Mexico State 1973
Schultz, William (OL) Southern Cal 1990-91
Scott, Chris (DE) Purdue 1984-85
Scott, Freddie (WR) Amherst 1974-77
Sharkey, Ed (G) Duke, Nevada 1953
Shaw, George (QB) Oregon 1955-58
Shere, Dave (E) SMU 1959
Sherwin, Tim (TE) Boston College 1981-87
Shields, Burrell (B) John Carroll 1955
Shields, Lebron (G) Tennessee 1960
Shinners, John (G) Xavier 1972
Shinnick, Don (LB) UCLA 1957-68
Shiver, Sanders (LB) Carson-Newman 1976-83
Shlapak, Boris (K) Michigan State 1972
Shoulders, Darin (OT) Tulane 1991
Shula, Don (DB) John Carroll 1953-56
Shula, David (WR) Dartmouth 1981
Siani, Mike (WR) Villanova 1978-80
Simmons, Dave (LB) North Carolina 1982
Simmons, John (CB) SMU 1987
Simmons, Stacey (WR) Florida 1990
Simonini, Ed (LB) Texas A&M 1976-81
Simonson, Dave (T) Minnesota 1974
Simpson, Jack (B) Florida 1958-60
Sims, Marvin (RB) Clemson 1980-81
Sims, Tommy (S) Tennessee 1986
Sinnott, John (OT) Brown 1982
Siragusa, Tony (NT) Pittsburgh 1990-91
Smith, Billy Ray (T) Arkansas 1961-70
Smith, Bubba (DE) Michigan St. 1967-71
Smith, Byron (DE) California 1984-85
Smith, Ed (LB) Vanderbilt 1980-81
Smith, Holden (WR) California 1982
Smith, Ollie (WR) Tennessee State 1973-74
Smith, Phil (WR) San Diego State 1983-84
Smith, Zeke (LB) Auburn 1960
Smolinski, Mark (B) Wyoming 1961-62
Snyder, Pat (OL) Purdue 1991
Solt, Ron (OG) Maryland 1984-88
Sommer, Mike (RB) George Washington 1959-61
Speyrer, Cotton (WR) Texas 1972-74
Spinney, Art (G) Boston Coll. 1953-60
Stanback, Harry (DE) N. Carolina 1982
Stark, Rohn (P) Florida State 1982-91
Stevens, Howard (RB) Louisville 1975-77
Stone, Avatus (B) Syracuse 1958
Stonebreaker, Steve (LB) Detroit 1964-66
Streeter, George (DB) Notre Dame 1990
Strock, Don (QB) Virginia Tech 1989
Strofolino, Mike (LB) Villanova 1965
Stukes, Charles (DB) Md. St. 1967-72
Stynchula, Andy (T) Penn State 1966-67
Sullivan, Dan (G, T) Boston College 1962-72
Swoope, Craig (DB) Illinois 1987-88
Szymanski, Dick (C, LB) Notre Dame 1955, 57-68
Tabor, Tom (DT) Baylor 1982
Taliaferro, George (B) Indiana 1953-54
Taseff, Carl (B) John Carroll 1953-61
Taylor, David (T) Catawba 1973-79
Taylor, Hosea (DE) Houston 1981, 83
Taylor, Jim Bob (QB) Georgia Tech 1983
Taylor, Keith (DB) Illinois 1988-91
Thomas, Jesse (B) Michigan St. 1955-57
Thomas, Spencer (DB) Washburn 1976
Thompson, Arland (OG) Baylor 1982
Thompson, Aundra (WR) East Texas State 1983
Thompson, Don (DE) Richmond 1962-63
Thompson, Donnell (DE) N. Carolina 1981-91
Thompson, Norm (DB) Utah 1977-79
Thompson, Ricky (WR) Baylor 1976-77
Thornton, Reggie (WR) Bowling Green 1991
Thorp, Don (NT) Illinois 1987-88
Thurston, Fred (G) Valparaiso 1958
Tomberlin, Pat (OT) Florida State 1989-90
Tongue, Marco (CB) Bowie St. 1983
Toth, Zollie (RB) LSU 1953-54
Troup, Bill (QB) S. Carolina 1974, 76-78
Trudeau, Jack (QB) Illinois 1986-91
Tullis, Willie (CB) Troy State 1987-88
Turner, Bake (E) Texas Tech 1962
Turner, Ricky (QB) Wash. State 1988
Unitas, John (QB) Louisville 1956-72
Utt, Ben (OG) Georgia Tech 1982-89
Vanderbeek, Matt (LB) Michigan St. 1990-91
Vander Poel, Mark (OT) Colorado 1991
Van Divier, Randy (T) Washington 1981
Van Duynes, Bob (G) Idaho 1974-80
Varty, Mike (LB) Northwestern 1975
Venuto, Jay (QB) Wake Forest 1981
Verdin, Clarence (WR) SW Louisiana 1988-91
Vessels, Billy (RB) Oklahoma 1956
Virkus, Scott (DE) San Francisco CC. 1984-85
Vogel, Bob (T) Ohio St. 1963-72
Voik, Rick (DB) Michigan 1967-75
Waechter, Henry (DE) Nebraska 1983-84
Walczak, Mark (TE) Arizona 1987
Walker, Tony (LB) SE Missouri State 1990-91
Wallace, Jackie (S) Arizona 1975-76
Ward, Jim (QB) Gettysburg 1967-69
Washington, Charles (DB) Cameron 1989

ALUMNI



Washington, Joe (RB) Oklahoma	1978-80
Washington, Ronnie (LB) NE Louisiana	1989
Weathers, Clarence (WR) Delaware State	1989
Weich, Jim (B) SMU	1960-67
White, Brad (DT) Tennessee	1984-85
White, Bob (B) Stanford	1955
White, Stan (LB) Ohio State	1972-79
Wilkerson, Daryl (DE) Houston	1981
Williams, John (RB) Wisconsin	1987
Williams, John (G) Minnesota	1969-71
Williams, Kendall (CB) Arizona State	1983
Williams, Kevin (WR) USC	1981
Williams, Newton (RB) Arizona State	1983
Williams, Oliver (WR) Illinois	1985-86
Williams, Steve (DT) Western Car.	1974
Williams, Vaughn (DB) Stanford	1984
Wilson, Butch (E) Alabama	1963-67
Windauer, Bill (DT) Iowa	1973-74
Wingate, Elmer (E) Maryland	1953

Winkler, Jim (T) Texas A&M	1953
Winter, Blaise (DE) Syracuse	1984
Wisniewski, Leo (NT) Penn State	1982-84
Womble, Royce (RB) N. Texas State	1954-57
Wonsley, George (RB) Mississippi State	1984-88
Wood, Mike (K) S.E. Missouri	1981-82
Woods, Mike (LB) Cincinnati	1979-81
Wright, George (DT) Houston	1970-71
Wright, Johnnie (RB) S.C.-Columbus	1982
Wright, Steve (T) Northern Iowa	1983-84
Wright, Terry (DB) Temple	1987-88
Yohn, Dave (C) Gettysburg	1962
Young, Anthony (DB) Temple	1985
Young, Buddy (B) Illinois	1953-55
Young, Dave (TE) Purdue	1983-84
Young, Dick (B) Chattanooga	1955-56
Young, Fredd (LB) New Mexico State	1988-90
Zabel, Steve (LB) Oklahoma	1979

The following players and coaches were members of the Baltimore Colts teams that played in the All American Football Conference and then in the NFL during the 1947-1950 seasons.

Coaches

Campofreda, Nick - W. Md.	1947
Conkright, Bill - Oklahoma	1949
Crow, Clem - Notre Dame	1950
Defilippo, Lou - Fordham	1948
Driskill, Walter - Colorado	1949
Edmonds, Don - Indiana	1947
Hewlett, Andy - Davidson	1947
Hunt, Joel - Texas A&M	1947

Isbell, Cecil - Purdue	1947-49
Michalske, Mike - Penn State	1949
Miner, Wayne - Notre Dame	1950
O'Rourke, Chas. - Boston College	1949
Pirro, Rocco - Catholic U.	1950
Stidham, Tom - Haskell	1947-48
Taylor, John - Ohio State	1947

Players

Akins, Frank (B) Washington St.	1947
Artoo, Lee (T) Santa Clara, Calif.	1948
Averno, Sisto (G) Muhlenberg	1950
Barwegen, Dick (G) Purdue	1948-49
Baumgartner, Bill (E) Minnesota	1947
Bechtol, Hub (E) Texas	1947-49
Benson, Warren (C) Minnesota	1949
Berezney, Pete (T) Notre Dame	1948
Black, John (B) Mississippi State	1947
Blanda, George (QB) Kentucky	1950
Blandin, Ernie (T) Tulane	1948-50
Blount, Lamar (E) Mississippi State	1947
Brown, Hardy (LB) Tulsa	1950
Buksar, George (B) Purdue, USF	1950
Burk, Adrian (QB) Baylor	1950
Campbell, Leon (B) Arkansas	1950
Case, Ernie (B) UCLA	1947
Castiglia, Jim (B) Georgetown	1947
Coleman, Herb (C) Notre Dame	1948
Collins, Albin (B) LSU	1950
Colo, Don (T) Brown	1950
Cooper, Ken (C) Vanderbilt	1949-50
Corley, Elbert (C) Mississippi State	1948
Cowan, Bob (C) Indiana	1949
Crisler, Hal (E) San Jose State	1950
Cure, Armand (B) Rhode Island	1947
Davis, Lamar (E) Ga. Tech	1947-49
Dellerba, Spiro (B) Ohio State	1948-49
Donovan, Art (DT) Boston College	1950
Dudish, Andy (B) Georgia	1947
Faunce, Everett (B) Minnesota	1949
Filchok, Frank (B) Indiana	1950
Fletcher, Oliver (E) USC	1950
Fowler, Aubrey (B) Arkansas	1948
French, Barry (G) Purdue	1947-50
Galvin, John (B) Purdue	1947
Gambino, Lucien (B) Maryland	1948-49
Garrett, Bill (G) Miss. St.	1948-49
Getchell, Gorham (E) Temple	1947
Gillory, Byron (B) Texas	1949
Grain, Ed (G) Penn.	1947-48
Graves, George (G) Marquette	1948
Grossman, Rex (B) Indiana	1948-50
Handley, Dick (C) Fresno State	1947
Hekkers, George (T) Wisconsin	1947
Hillenbrand, Bill (B) Indiana	1947-48
Jagade, Harry (B) Indiana	1949
Jenkins, Jon (T) Dartmouth	1949-50
Jensen, Bob (E) Iowa State	1950
Jones, Ralph (E) Alabama	1947
Kasap, Mike (T) Ill & Purdue	1947
Kelley, Bob (B) Notre Dame	1949
King, Ed (G) Boston College	1950
Kingery, Wayne (B) LSU	1949
Kissell, Vito (B) Holy Cross	1950
Klug, Al (T) Marquette	1947-48
Kodba, Joe (C) Purdue	1947
Konetsky, Floyd (E) Florida	1947
Landerigan, Jim (T)	
Holy Cross-Dartmouth	1947
Leicht, Jake (B) Oregon	1948-49

Leonard, Bill (E) Notre Dame	1949
Lio, Augie (G) Georgetown	1947
Livingston, Bob (B) Notre Dame	1950
Madar, Elmer (E) Michigan	1947
Maggioli, Achilles (B) Notre Dame	1950
Marino, Vic (G) Ohio State	1947
Maves, Earl (B) Wisconsin	1948
Mayne, Lew (B) Texas	1948
Mazzanti, Gino (B) Arkansas	1950
McCormick, Len (C) Baylor	1948
Mellus, John (T) Villanova	1947-49
Mertes, Bus (B) Iowa	1947-48
Meyer, Gil (E) Wake Forest	1947
Mobley, Ruby (B) Hardin-Simmons	1947
Murray, Earl (G) Purdue	1950
Mutryn, Chet (B) Xavier	1950
Nelson, Bob (C) Baylor	1950
Nemeth, Steve (B) Notre Dame	1947
Nolander, Don (C) Minnesota	1947
North, John (E) Vanderbilt	1948-50
Nowaskey, Bob (DE) Washington	1948-50
Oristaglio, Bob (E) Penn	1950
O'Rourke, Chas. (B) Boston College	1948-49
Owens, Jim (E) Oklahoma	1950
Page, Paul (B) SMU	1949
Perina, Bob (B) Princeton	1950
Perpich, George (T) Georgetown	1947
Pfohl, Bob (B) Purdue	1948-49
Phillips, Mike (C) W. Maryland	1947
Poole, Oliver (E) Mississippi	1948
Prewitt, Felto (C) Tulsa	1949
Rich, Herb (B) Vanderbilt	1950
Ruthstrom, Ralph (B) SMU	1949
Salata, Paul (E) USC	1950
Schweder, John (G) Penn	1950
Schwenk, Bud (B) Wash. U.	1947
Sidorik, Alex (T) Miss. St.	1948-49
Sigurdson, Sig (E) Lutheran	1947
Simmons, Jack (G) Detroit	1948
Sinkwich, Frank (B) Georgia	1947
Smith, Joe (E) Texas Tech	1948
Spaniel, Frank (B) Notre Dame	1950
Spavital, Jim (B) Okla. A&M	1950
Spinney, Art (G) Boston College	1950
Spruill, Jim (T) Rice	1948-49
Stewart, Ralph (C) Missouri-N.D.	1948
Stone, Bill (B) Bradley	1949-50
Sylvester, John (B) Temple	1948
Terrell, Ray (B) Mississippi	1947
Tilman, Alonzo (C) Oklahoma	1949
Tittle, Y.A. (QB) LSU	1948-50
Trebotich, Ivan (B) St. Mary's	1947
Vacanti, Sam (B) Nebraska	1948-49
Vardian, John (B) Ft. Pierce	1947-48
Wedemeyer, Herman (B) St. Mary's	1949
Williams, Joel (C) Texas	1950
Williams, Windell (E) Rice	1948
Wright, John (B) Maryland	1947
Yokas, Frank (G) Great Lakes NTS	1947
Zaleski, Ernie (B) Notre Dame	1950
Zorich, George (G) Northwestern	1947



DRAFT HISTORY

THE COLTS DRAFT STORY

COLTS FIRST ROUND DRAFT CHOICES

- | | |
|---|--|
| 1953—Billy Vessels, HB, Oklahoma | 1974—John Dutton, DE, Nebraska |
| 1954—Cotton Davidson, QB, Baylor | Roger Carr, WR, Louisiana Tech |
| 1955—George Shaw, QB, Oregon
(bonus) | 1975—Ken Huff, G, North Carolina |
| Alan Ameche, FB, Wisconsin | 1976—Ken Novak, DT, Purdue |
| 1956—Lenny Moore, HB, Penn State | 1977—Randy Burke, WR, Kentucky |
| 1957—Jim Parker, T, Ohio State | 1978—Reese McCall, TE, Auburn |
| 1958—Lenny Lyles, HB, Louisville | 1979—Barry Krauss, LB, Alabama |
| 1959—Jackie Burkett, C-LB, Auburn | 1980—Curtis Dickey, RB, Texas A&M |
| 1960—Ron Mix, T, Southern Cal | Derrick Hatchett, DB, Texas |
| 1961—Tom Matte, HB, Ohio State | 1981—Randy McMillan, RB, Pittsburgh |
| 1962—Wendell Harris, HB, LSU | Donnell Thompson, DE, North Carolina |
| 1963—Bob Vogel, T, Ohio State | 1982—Johnie Cooks, LB, Mississippi St. |
| 1964—Marv Woodson, HB, Indiana | Art Schlichter, QB, Ohio State |
| 1965—Mike Curtis, FB-LB, Duke | 1983—John Elway, QB, Stanford |
| 1966—Sam Ball, T, Kentucky | 1984—Leonard Coleman, CB, Vanderbilt |
| 1967—Bubba Smith, T, Michigan State | Ron Solt, OG, Maryland |
| 1968—John Williams, G, Minnesota | 1985—Duane Bickett, LB, Southern Cal |
| 1969—Eddie Hinton, FL, Oklahoma | 1986—Jon Hand, DE, Alabama |
| 1970—Norm Bulaich, RB, TCU | 1987—Cornelius Bennett, LB, Alabama |
| 1971—Don McCauley, RB, N. Carolina | 1988—No Selection |
| Leonard Dunlap, DB, N. Texas St. | 1989—Andre Rison, WR, Michigan State |
| 1972—Tom Drougas, T, Oregon | 1990—Jeff George, QB, Illinois |
| 1973—Bert Jones, QB, LSU | 1991—No Selection |
| Joe Ehrmann, DT, Syracuse | 1992—Steve Emtman, DT, Washington |
| | Quentin Coryatt, LB, Texas A&M |

1953

1—Billy Vessels, HB, Oklahoma; 2—Bernie Flowers, E, Purdue; 3—Buck McPhail, FB, Oklahoma; 4—Tom Catlin, C, Oklahoma; 5—Jack Little, T, Texas A&M; 6—Jim Sears, HB, USC; 7—Bill Athey, G, Baylor; 8—Jim Prewett, T, Tulsa; 9—Bob Blair, TE, TCU; 10—John Cole, HB, Arkansas; 11—Gene Rossi, HB, Cincinnati; 12—Kaye Vaughn, G, Tulsa; 13—Bobby Moorhead, HB, Georgia Tech; 14—Frank Continetti, G, George Washington; 15—Buddy Sutton, HB, Arkansas; 16—Jim Currin, E, Dayton; 17—George Rambour, T, Dartmouth; 18—LeRoy Labat, HB, LSU; 19—Bill Powell, HB, California; 20—Pete Russo, T, Indiana; 21—Frank Kirby, T, Bucknell; 22—Merlin Gish, C, Kansas; 23—Mike Houseplan, G, Tulane; 24—Monte Brethauer, E, Oregon; 25—Joe Szombathy, E, Syracuse; 26—Scott Prescott, C, Minnesota; 27—Ray Graves, HB, Texas A&M; 28—Joe Sabol, HB, UCLA; 29—Jack Alessandrini, G, Notre Dame; 30—Tom Roche, T, Northwestern.

1954

1—Cotton Davidson, QB, Baylor; 2—Larry Grigg, B, Oklahoma U.; 4—Thomas Allman, B, W. Virginia; 5—Don Ellis, B, Texas A&M; 7—Glenn Turner, B, Georgia Tech; 8—Dennis McCotter, G, Detroit U; 9—Robert Adams, G, Shippensburg St. Tchrs.; 10—Robert Schoonmaker, B, Missouri; 11—Robert Leberman, B, Syracuse; 12—Donald Chelf, T, Iowa; 13—David McMillan, B, John Carroll; 14—Ordell Brasse, T, S. Dakota State; 15—Joseph D'Agostino, G, Florida; 16—Alex Sandusky, C, Clarion St. Tchrs.; 17—Thomas Adkins, C, Kentucky; 18—Richard Shinault, B, Texas Western; 19—Charles Wenzlau, C, Miami (Ohio); 20—Raymond Berry, E, S.M.U.; 21—Robert Lade, G, Nebraska St. Tchrs.; 22—Robert Meyer, T, Ohio State; 23—Leon Hardeman, B, Georgia Tech; 24—Donald Kerlin, B, Concordia; 25—Pepper Rodgers, B, Georgia Tech; 26—Jesus Esparza, T, New Mexico A&M; 27—William Sennett, C, Georgia Tech; 28—Raymond Ecstrom, C, Westminster; 29—Claude Taliaferro, B, Illinois; 30—Patrick Abruzzi, B, Rhode Island.

1955

Bonus Pick—George Shaw, QB, Oregon; 1—Alan Ameche, B, Wisconsin; 2—Richard Szymanski, C, Notre Dame; 3—L. G. Dupre, B, Baylor; 4—Jack Patera, G, Oregon (Traded by New York); 5—George Preas, G, V.P.I.; 6—Leo Lewis, B, Lincoln University (Missouri); 7—Frank McDonald, C, Miami (Florida); 8—Dale Meinert, G, Oklahoma A&M; 9A—Walter Bryan, B, Texas Tech; 9B—William Evans, G, Miami (Ohio) (Traded by New York); 11—Emil Radik, B, Omaha; 12—Dick Chervovich, T, Miami (Ohio); 13—Pat Abbruzzi, B, Rhode Island; 14—John Lee, B, Georgia Tech; 15—Gerald Peterson, T, Texas; 16—Dick Laswell, T, T.C.U.; 17—Wesley Clark, T, Mississippi Southern; 18—Charles Shepherd, B, North Texas State; 19—James Cobb, T, Abilene Christian; 20—Charles Cianciola, C, Lawrence College; 21—Nick Manych, C, Michigan State Normal; 22—Jerry Welch, B, South Dakota State; 23—Dick McNamara, B, Minnesota; 24—Alex Esquivel, B, Mexico City College (Mexico); 25—Richard Grann, T, Rhode

DRAFT HISTORY



Island; 26—Marion Minker, T, Bucknell; 27—James Locke, T, V.P.I.; 28—Robert Myers, T, Ohio State; 29—Bill Waters, T, Austin College.

1956

1—Lenny Moore, HB, Penn State; 2—Dick Donlin, E, Hamline; 3—Bob Pascal, HB, Duke; 4—B.C. Inabinet, T, Clemson; 5—Herb Gray, E, Texas; 6—Dan Schmidt, HB, Texas Tech; 7—Bill Waters, T, Austin; 8—Bill Koman, G, North Carolina; 9—John Lewis, E, Michigan State; 10—Gene Scott, HB, Centre; 11—Dennis Shaw, E, N. Texas State; 12—Steve Myhra, G, North Dakota; 13—Jack Hill, HB, Utah State; 14—Ted Schwanger, HB, Tennessee Poly; 15—John Polzer, LB, Virginia; 16—Gene Hendrix, HB, Drake; 17—Bill Dannenhauer, E, Emporia; 18—Earl Looman, G, Stetson; 19—Bob Fyvie, T, Lafayette; 20—Bob Hill, FB, Jackson; 21—Jim Harness, HB, Mississippi State; 22—Pat Del Vicaro, G, Mississippi Southern; 23—Al Stephenson, T, Idaho State; 24—Bobby Fox, HB, E, Texas State; 25—Bradley Mills, HB, Kentucky; 26—Jim Lohr, G, S.E. Missouri; 27—Herb Hartwell, HB, Virginia; 28—John Shearer, QB, Shepherd; 29—Jim Rusher, E, Kansas State; 30—Terry Sweeney, HB, Middle Tenn. State.

1957

1—Jim Parker, T, Ohio State; 2—Don Shinnick, LB, UCLA; 3—Luke Owens, T, Kent State; 4—Jackie Simpson, HB, Florida; 5—Ron Underwood, HB, Arkansas; 6—Bill Pricer, FB, Oklahoma; 7—Reuben Saage, HB, Baylor; 8—Jack Harmon, HB, East Oregon State; 9—Robert White, T, Otterbein; 10—Joe Grisham, E, Austin Peay; 11—Andy Nelson, QB, Memphis State; 12—Don Simonic, T, Tennessee Poly; 13—John Call, HB, Colgate; 14—Joe Guido, HB, Youngstown; 15—Hall Whitley, C, Texas A.&I.; 16A—Joe Cannavino, HB, Ohio State (In trade for fullback Charles Shepard); 16B—Ed Preelock, T, Kansas; 17—Dan Wisniewski, G, Pittsburgh; 18—Jim Villa, HB, Allegheny; 19—Charles Frochle, T, St. John's of Minn.; 20—Walt Livingstone, HB, Heidelberg; 21—Owen Mulholland, HB, Houston; 22—Chet Van Atta, LB, Kansas; 23—Connie Baird, E, Hardin-Simmons; 24—Harwood Hoelt, E, South Dakota State; 25—Harlon Geach, T, College of Idaho; 26—Joe Unitas, T, Louisville; 27—Len DeMalon, LB, St. Vincent's of Pennsylvania; 28—Walt Schneider, T, Colorado; 29—Bob Rasmussen, G, Minnesota; 30—Bob Bailey, E, Thiel.

1958

1—Leonard Lyles, HB, Louisville; 2—Bob Stransky, HB, Colorado; 3—Joe Nicely, G, West Virginia; 4—Les Walters, E, Penn State; 5—Raymond Brown, QB-HB, Mississippi; Bob Taylor, E, Vanderbilt; 7—John Sample, HB, Maryland State (in trade from Pittsburgh); John Diehl, T, Virginia; 8—Floyd Peters, G, San Francisco State; 9—Harold Bullard, FB, Lenoir Rhyne; 10—Ray Schamber, HB, South Dakota; 11—Bobby Jordan, HB, V.M.I.; 12—Tommy Addison, T, South Carolina; 13—Jerry Richardson, E, Wofford; 14—Ken Hall, HB-FB, Texas A. & M.; 15—Les Carney, HB, Ohio; 16—Arch Matos, G-LB, Michigan State; 17—James Reese, QB, Minnesota; 18—Dale Lloyd, C, Georgia; 19—Tim Murnen, G, Bowling Green; 20—Tom Forrestal, QB, Navy; 21—Jim Faulk, HB, Texas Christian; 22—Bob McKee, E, Monmouth; 23—Phil Parslow, HB, UCLA; 24—Bobby Sandin, HB, Tennessee; 25—Jim Roundtree, HB, Florida; 26—Bob Grimes, G, Central Michigan; 27—George Dintiman, HB, Lock Haven Teachers; 28—Jim Murphy, T, East Tennessee State Teachers; 29—Doug Padgett, E, Duke; 30—Gary Lund, G, Utah State.

1959

1—Jackie Burkett, C, LB, Auburn; 2—Dave Sherer, E, S.M.U.; 3—Traded to Detroit for Ray Krouse; 4—Zeke Smith, G, LB, Auburn; 5—Hanson Churchwell, G, LB, Mississippi; 6—Palmer Pyle, T, Michigan State; 7—Harold Lewis, HB, Houston; 8—Tom Coffey, HB, West Texas State; 9—Tom Brown, G, Minnesota; 10—Don Stewart, E, S.M.U.; 11—Tom Stephens, HB, Syracuse; 12—Richard Wood, QB, Auburn; 13—Rudy Smith, G-T, Mississippi; 14—Fredie Burket, HB, Southeastern Oklahoma; 15—Ted Foret, T, Auburn; 16—Morris Keller, T, Clemson; 17—Leroy Bergen, T, South Dakota State; 18—Opie Bandy, E-LB, Tulsa; 19—Milton Crain, C-LB, Mississippi; 20—Paul Balonick, C-LB, North Carolina State; 21—John Hernstein, FB, Michigan; 22—Lonny Leatherman, T, T.C.U.; 23—Bob Davis, HB, Houston; 24—Bob Nonogratz, G-LB, Army; 25—Ed Kieffer, HB, Syracuse; 26—Rene Lorio, HB, Mississippi Southern; 27—Thurman Terry, T, Rice University; 28—Fred Long, FB, Iowa; 29—Perry McGriff, E, Florida; 30—Blair Weese, FB, West Virginia Tech.

1960

1—Ron Mix, T, U.S.C.; 2—Don Floyd, T, T.C.U.; 2—Marvin Terrell, G, Mississippi (selection obtained in trade with New York for George Shaw); 3—Jim Welch, HB, S.M.U.; 4—Geerhard Schwedes, HB, Syracuse; 5—Marvin Laster, HB, T.C.U.; 6—Al Bansavage, G, U.S.C.; 7—Harry Beabout, T, Purdue; 8—Jim Colvin, T, Houston; 9A—Bob Hall, T, Kent State; 9B—Don Perkins, HB, New Mexico (selection obtained in trade with Philadelphia for Jimmy Carr); 10A—Ernest Barnes, C, North Carolina College; 10B—Bobby Boyd, QB, Oklahoma (selection obtained in trade with Washington for Hanson Churchwell); 11—Bob Wehking, C, Florida; 12—Bill Bucek, HB, Rice; 13—Jim Nemeth, C, South Carolina; 14—Dale Johannson, T, Augustana College; 15—Larry Grantham, E, Mississippi; 16—George Boynton, HB, East Texas State; 17—Jim Beaver, T, Florida; 18—Don Sheeham, T, Chattanooga; 19—Bill Carpenter, E, Army; 20—Bob Hogue, T, Shepherd.



DRAFT HISTORY

1961

1—Tom Matte, HB, Ohio State; 2—Tom Gilburg, T, Syracuse; 3—Jerry Hill, HB, Wyoming; 4—Ken Gregory, E, Whittier; 5A—Ron Osborne, T, Clemson; 5B—Ed Dyas, FB, Auburn; 6—Don Kern, HB, V.M.I.; 7—Ike Grimsley, HB, Michigan State; 8—Paul Terhes, QB, Bucknell; 9—Pete Nicklas, T, Baylor; 10—Bob Clemens, HB, Pitt; 11—Ralph White, T, Bowling Green; 12—Dick Reynolds, T, North Carolina State; 13—Dallas Garber, FB, Marietta; 14—Bob Hunt, T, S.M.U.; 15—E. A. Sims, E, New Mexico State; 16—Tom Weisner, FB, Wisconsin; 17—Steve Jastrzembki, E, Pitt; 18—Wilson Allison, T, Baylor; 19—Joe Novsek, T, Tulsa; 20—Al Kimbrough, HB, Northwestern.

1962

1—Wendell Harris, HB, Louisiana State; 2—Bill Saul, LB, Penn State; 3—Dan Sullivan, T, Boston College; 4—Jim Dillard, HB, Oklahoma State; 5—Jerry Croft, G, Bowling Green; 6—traded to Green Bay; 7—Fred Miller, T, Louisiana State (future); 8—Pete Brokaw, HB, Syracuse; 9A—Roy Walker, FB, Purdue; 9B—Walt Rappold, QB, Duke; 10—Fred Moore, T, Memphis State; 11—Scott Tyler, HB, Miami, Ohio; 12—Bake Turner, HB, Texas Tech; 13—Charles Holmes, FB, Maryland State; 14—Stinson Jones, HB, V.M.I.; 15—Joe Monte, G, Furman; 16—Ray Abruzzese, HB, Alabama; 17—Bill Knocke, HB, Fresno State; 18—Mel Rideout, QB, Richmond; 19—Fred Gillett, HB, Los Angeles State; 20—Herm McKee, HB, Washington State.

1963

1—Bob Vogel, T, Ohio State; 2A—John Mackey, E-HB, Syracuse; 2B—Butch Wilson, FB, Alabama; 3—Traded to St. Louis; 4A—Jerry Logan, HB, West Texas State; 4B—Harlow Fullwood, T, Virginia Union; 5—Bill Ventura, E, Richmond; 6—Jerry Cook, HB, Texas; 7—Willie Richardson, E, Jackson State; 8—Dave Hayes, FB, Penn State; 9—Don Trull, QB, Baylor; 10—Bill Siekierski, G, Missouri; 11—Winston Hill, T, Texas Southern; 12—Butch Maples, C, Baylor; 13—Paul Watters, T, Miami, Ohio; 14—Neil Petties, E, San Diego State; 15—Leon Mavity, HB, Colorado; 16—Dick Quast, E, Memphis State; 17—Kern Carson, HB, San Diego State; 18—Luther Woodruff, T, North Carolina A & T; 19—Steve Berzansky, FB, West Virginia; 20—D. L. Hurd, E, San Francisco State.

1964

1—Marv Woodson, HB, Indiana; 2—Tony Lorick, HB, Arizona State; 3—Traded to Green Bay; 4—Ted Davis, LB, Georgia Tech; 5—Ed Lothamer, T, Michigan State; 6—Jim Mazurek, T, Syracuse; 7—Ken Sugarman, T, Whitworth; 8—John Williamson, LB, Louisiana Tech; 9—Vince Turner, HB, Missouri; 10—Traded to Detroit; 11—John Paglio, T, Syracuse; 12—Ken Graham, HB, Washington State; 13—Charlie Parker, T, Southern Mississippi; 14—John Case, E, Clemson; 15—Larry Kramer, T, Nebraska; 16—Roger Lopes, FB, Michigan State; 17—Don Green, HB, Susquehanna; 18—Alvin Haymond, HB, Southern U; 19—Owen Dejanovich, T, Arizona State (Flagstaff); 20—John Butler, FB, San Diego State.

1965

1—Mike Curtis, FB-LB, Duke; 2—Ralph Neely, T, Oklahoma; 3A—Traded to San Francisco; 3B—Glenn Ressler, G, Penn State (from Vikings); 4A—Dave Johnson, HB, San Jose State; 4B—Martin Schottenheimer, LB, Pitt (from Redskins); 5—John McGuire, E, Syracuse; 6A—Al Atkinson, T, Villanova; 6B—Bob Felts, HB, Florida A&M (from Giants); 7—John Kolocek, T, Corpus Christi; 8—Roosevelt Davis, T, Tennessee A&I; 9—Tom Bleick, HB, Georgia Tech; 10—George Harold, HB, Allen U; 11—Lamar Richardson, E, Fisk U; 12—Ted Radosovich, G, Cincinnati; 13—Bruce Airheart, HB, North Dakota State; 14—Jerry Fishman, LB, Maryland; 15—Roy Hilton, E, Jackson State; 16—Steve Tensi, QB, Florida State; 17—Rick Reichardt, E, Wisconsin; 18—Charley King, HB, Purdue; 19—Barry Brown, E-LB, Florida; 20—George Haffner, QB, McNeese State; Raymond Johnson, C, Prairie View (from Washington).

1966

1—Sam Ball, T, Kentucky; 2—Butch Allison, G, Missouri; 3—Rick Kestner, E, Kentucky; 4A—Rod Sherman, FL, Southern California (from Cowboys); 4B—Hoyle Granger, FB, Mississippi State; 5—Traded to Cowboys; 6—Stas Moliszewski, LB, Princeton; 7A—Dave Ellis, T, North Carolina State (from 49ers); 7B—Ray Perkins, FL, Alabama; 8A—Gerald Allen, HB, Omaha (from Vikings); 8B—Jack White, QB, Penn State; 9—Gerald Gross, HB, Auburn; 10—Claude Brownlee, DE, Benedict; 11—Eric Crabtree, HB, Pittsburgh; 12—Jim Carter, G, Tennessee A&I; 13—Bob Hadrick, E, Purdue; 14—Jim Ward, QB, Gettysburg; 15—Lee Garner, LB, Mississippi; 16—Rod Steward, E, Duke; 17—Randy Matson, T, Texas A&M (found ineligible for drafting); 18—Ed Toner, T, Massachusetts; 19—Ken Duke, FB, Morgan State; 20—Tom Carr, T, Morgan State.

1967

1A—Bubba Smith, DE, Michigan State (From Saints); 1B—Jim Detwiler, HB, Michigan; 2—Rick Volk, DB, Michigan; 3A—Norman Davis, G, Grambling (from Saints); 3B—Leon Ward, LB, Oklahoma State; 4—Charles Stukes, DB, Maryland State; 5—Ron Porter, LB, Idaho (from Falcons); 6—Terry Southall, QB, Baylor; 7—Bo Rein, FL, Ohio State; 8A—Lee Anderson, DT, Bishop (from Cardinals); 8B—Cornelius Johnson, T, Virginia Union; 9—Ron Kirkland, HB, Nebraska; 10—Leigh Gilbert, FB, Northern Illinois; 11—Herman Reid, T, St. Augustine's; 12A—Preston Pearson, DB, Illinois (from

DRAFT HISTORY



Steelers); 12B—J. B. Christian, G, Oklahoma State; 13—Marc Allen, DT, West Texas State; 14—Pat Conley, LB, Purdue; 15—Bob Wade, DB, Morgan State; 16—Don Alley, FL, Adams State; 17—Traded to Saints.

1968

1—John Williams, T, Minnesota; 2—Bob Grant, LB, Wake Forest; 3—Rich O'Hara, E, Northern Arizona; 4—James Duncan, DB, Maryland State; 5—Paul Etzey, LB, Toledo; 6—Traded to Atlanta; 7—Anthony Andrews, HB, Hampton Institute; 8—Tommy Davis, DT, Tennessee A&I; 9—Terry Cole, FB, Indiana; 10A—Ocie Austin, DB, Utah State; 10B—Ed Tomlin, FB, Hampton Institute; 11—Bill Pickens, G, Houston; 12—James Jackson, DT, Jackson State; 13—Howie Tennebar, G, Kent State; 14—Charles Mitchell, TE, Alabama State; 15—Jeff Beaver, QB, North Carolina; 16—Walt Blackledge, FL, San Jose State; 17—Ray Pederson, G, State College of Iowa.

1969

1—Ed Hinton, FL, Oklahoma; 2A—Ted Hendricks, LB, Miami; 2B—Tom Maxwell, DB, Texas A&M; 3—Dennis Nelson, T, Illinois State; 4—Jackie Stewart, FB, Texas Tech; 5—King Dunlap, DT, Tenn. A&I; 6—Bill Fortier, G, Louisiana State; 7A—Gary Fleming, LB, Stanford; 7B—Roland Moss, RB, Toledo; 8—Sam Havrilak, DB, Bucknell; 9A—George Wright, DT, Sam Houston; 9B—Larry Good, QB, Georgia Tech; 10—Marion Griffin, TE, Purdue; 11—Ken Delaney, T, Akron; 12—Butch Riley, LB, Texas A&I; 13—Carl Mauck, LB, So. Ill; 14—Dave Bartelt, LB, Colorado; 15—George Thompson, DB, Marquette; 16—Jim McMillan, FL, The Citadel; 17—Joe Cowan, FL, Johns Hopkins.

1970

1—Norm Bulaich, RB, TCU; 2—Jim Bailey, DT, Kansas; 3A—Jim O'Brien, K-WR Cincinnati; 3B—Ara Person, TE, Morgan State; 4—Steve Smear, DT, Penn State; 5—Billy Newsome, DE, Grambling; 6—Ron Gardin, FL, Arizona; 7—Gordon Slade, QB, Davidson; 8—Bob Bouley, T, Boston College; 9—Barney Harris, CB, Texas A&M; 10—Dick Palmer, LB, Kentucky; 11—George Edwards, RB, Fairmont St. (W. Va.); 12—Don Burrell, FL, Angelo St.; 13—Dave Polak, LB, Bowling Green; 14—Tom Curtis, S, Michigan; 15—Philip Gary, DE, Kentucky State; 16—Jack Maitland, RB, Williams; 17—Alvin Pearson, RB, Colgate.

1971

1A—Don McCauley, RB, North Carolina (awarded from Miami); 1B—Leonard Dunlap, DB, North Texas State; 2—Bill Atessis, DT, Texas; 3—Karl Douglas, QB, Texas A&I; 4—Traded to Pittsburgh; 5—John Andrews, TE, Indiana; 6—Ken Frith, DT, Northeast Louisiana; 7—Gordon Bowdell, WR, Michigan State; 8—Willie Bogan, DB, Dartmouth; 9—Bill Burnett, RB, Arkansas; 10—Rex Kern, QB, Ohio State; 11—Dave Jones, LB, Baylor; 12A—Bob Wuensch, T, Texas (from Pittsburgh); 12B—Bill Triplett, WR, Michigan State; 13—Tom Neville, LB, Yale; 14—Mike Mikolayunas, RB, Davidson; 15—Mike Hogan, LB, Michigan State; 16—Rich Harrington, DB, Houston; 17—Don Nottingham, RB, Kent State.

1972

1—Tom Drougas, T, Oregon; 2A—Jack Mildren, S, Oklahoma (from Oakland); 2B—Glenn Doughty, WR, Michigan (from Washington); 2C—Lydell Mitchell, RB, Penn State; 4—Eric Allen, WR, Michigan State; 5—Don Croft, DT, Texas El Paso; 6—Bruce Laird, S, American International; 7—John Sykes, RB, Morgan State; 8A—Al Qualls, LB, Oklahoma (from San Diego); 8B—Van Brownson, QB, Nebraska; 9—Gary Hambell, DT, Dayton; 10—Dave Schilling, RB, Oregon State; 11—Fred DeBernardi, DE, Texas El Paso; 12—Gary Theiler, TE, Tennessee; 13—Herb Washington, WR, Michigan State; 14—John Morris, C, Missouri Valley; 15—Robin Parkhouse, LB, Alabama; 16—Gary Wichard, QB, C. W. Post; 17—Stan White, LB, Ohio State.

1973

1A—Bert Jones, QB, Louisiana State (from New Orleans); 1B—Joe Ehrmann, DT, Syracuse; 2—Mike Barnes, DE, Miami; 3A—Bill Olds, RB, Nebraska (from Denver through Houston); 3B—Jamie Rotella, LB, Tennessee; 4A—Gery Palmer, T, Kansas (from Chicago through Philadelphia); 4B—Ollie Smith, WR, Tennessee State (from San Diego); 5—David Taylor, G, Catawba; 8A—Ray Oldham, DB, Middle Tennessee (from San Diego); 8B—Bill Windauer, G, Iowa; 11—Dan Neal, C, Kentucky; 12—Bernard Thomas, DE, Western Michigan; 13—Tom Pierantozzi, QB, West Chester; 14—Ed Williams, RB, West Virginia; 15—Jackie Brown, DB, South Carolina; 16—Marty Januskiewicz, RB, Syracuse; 17—Guy Falkenhagen, T, Northern Michigan.

1974

1A—John Dutton, DE, Nebraska; 1B—Roger Carr, WR, Louisiana Tech (from Los Angeles); 2A—Fred Cook, DE, Southern Mississippi; 2B—Ed Shuttlesworth, RB, Michigan (from Philadelphia); 3A—Glenn Robinson, LB, Oklahoma State; 3B—Robert Pratt, G, North Carolina (from Denver); 4—Tony Bell, S, Bowling Green; 5—Doug Nettles, CB, Vanderbilt (from Minnesota); 6—Danny Rhodes, LB, Arkansas (from New England); 7A—Noah Jackson, G, Tampa; 7B—Dan Dickel, LB, Iowa (from Denver); 7C—Freddie Scott, WR, Amherst (from Buffalo); 8A—Greg Latta, TE, Morgan State;



DRAFT HISTORY

8B—Paul Miles, RB, Bowling Green (from Denver); 10A—Bob Van Duyne, G, Idaho; 10B—Glenn Ellis, DT, Elon (from Los Angeles); 11—Tim Rudnick, DB, Notre Dame; 12A—Dave Simonson, T, Minnesota; 12B—Bob Bobrowski, QB, Purdue (from Washington); 13—Randy Hall, S, Idaho; 14—Ed Collins, WR, Rice; 15—Pat Kelly, LB, Richmond; 16—Dave Margavage, T, Kentucky; 17A—Tim Berra, WR, Massachusetts; 17B—Buzzy Lewis, DB, Florida State (from Washington).

1975

1—Ken Huff, G, North Carolina (from Atlanta); 3A—Mike Washington, DB, Alabama; 3B—Dave Pear, DT, Washington (from Chicago); 4A—Marshall Johnson, RB, Houston; 4B—Paul Linford, DT, Brigham Young (from N.Y. Jets); 5—Roosevelt Leaks, FB, Texas; 6—Don Westbrook, WR, Nebraska (from N.Y. Giants); 7A—Kim Jones, FB, Colorado State; 7B—Steve Joachim, QB, Temple (from Chicago); 7C—Derrel Luce, LB, Baylor (from N.Y. Jets through Chicago); 8A—John Bushong, DE, Western Kentucky; 8B—Greg DenBoer, TE, Michigan (from Chicago through Denver); 8C—Mario Cage, RB, Northwestern (La.) State (from Green Bay); 9—Royce McKinney, DB, Kentucky State; 10—Phil Waganheim, P, Maryland; 11—Dave Hazel, WR, Ohio State; 12—Brad Storm, LB, Iowa State; 13—John Roman, G, Idaho State; 14—Mike Smith, C, SMU; 15—John Goodie, FB, Langston; 16A—Bill Malouf, WR-DB, Mississippi; 16B—Mike Evavold, DT, Macalester (from San Francisco); 16C—Bob Smith, DB, Maryland (from Oakland); 17A—David McKnight, LB, Georgia; 17B—Mike Bengard, DE, Northwestern (Iowa) (from San Francisco); 17C—Frank Russell, WR, Maryland (from Oakland).

1976

1—Ken Novak, DT, Purdue; 2—Choice to Pittsburgh; 3A—Ed Simonini, LB, Texas A & M; 3B—Ron Lee, RB, West Virginia (from Tampa Bay); 4—Choice to Pittsburgh; 5A—Sanders Shiver, LB, Carson-Newman (from Chicago through Miami and Chicago); 5B—Mike Kirkland, QB, Arkansas; 6—Choice to Buffalo; 7—Choice to New Orleans through Chicago and Oakland; 8—Ricky Thompson, WR, Baylor; 9—Stu Levenick, T, Illinois; 10—Tim Baylor, DB, Morgan State; 11—Rick Gibney, DT, Georgia Tech; 12—Frank Stavroff, K, Indiana; 13—Choice to Oakland; 14—Jeremiah Cummings, DE, Albany (Ga.) State; 15—Gary Alexander, T, Clemson; 16A—Mike Fuhrman, TE, Memphis State (from Washington through Baltimore and San Francisco); 16B—Steve Ludwig, C, Miami (Fla.); 17—Choice to Oakland.

1977

1—Randy Burke, WR, Kentucky; 2—Mike Ozdowski, DE, Virginia; 6—Calvin O'Neal, LB, Michigan; 7—Blanchard Carter, T, Nevada-Las Vegas; 8—Kenneth Helms, T-C, Georgia; 9—Glen Capriola, RB, Boston College; 10—Ron Baker, G, Oklahoma State; 11—Brian Ruff, LB, The Citadel; 12—Bill Deutsch, RB, North Dakota.

1978

1—Reese McCall, TE, Auburn; 2—Mike Woods, LB, Cincinnati; 5—Frank Myers, OT, Texas A&M; 6—Ben Garry, RB, Sou. Mississippi; 7—Jeff Logan, RB, Ohio State; 8—Monte Anthony, RB, Nebraska; 9—Dave Studdard, OT, Texas; 10—Dallas Owens, DB, Kentucky; 11—Henry Mason, WR, Central Missouri; 12—Bruce Allen, P, Richmond.

1979

1—Barry Krauss, LB, Alabama; 3—Kim Anderson, DB, Arizona State; 5—Larry Braziel, DB, USC; 6—Jim Moore, OT, Ohio State; 8A—Steve Heimkreiter, LB, Notre Dame; 8B—Nesby Glasgow, DB, Washington; 9—Russ Henderson, P, Virginia; 10—Steven Stephens, TE, Oklahoma State; 11—John Priestner, LB, Western Ontario; 12—Charles Green, WR, Kansas State.

1980

1A—Curtis Dickey, HB, Texas A&M; 1B—Derrick Hatchett, DB, Texas; 2A—Ray Donaldson, C, Georgia; 2B—Tim Foley, OT, Notre Dame; 3—No Choice; 4—Ray Butler, WR, U.S.C.; 5—No Choice; 6—Chris Foote, C, U.S.C.; 7—Wesley Roberts, DE, Texas Christian; 8—Ken Walter, OT, Texas Tech; 9—Mark Bright, FB, Temple; 10—Larry Stewart, OT, Maryland; 11—Ed Whitley, TE, Kansas State; 12A—Randy Bielski, K, Towson State; 12B—Marvin Sims, FB, Clemson.

1981

1A—Randy McMillan, FB, Pittsburgh; 1B—Donnell Thompson, DT, North Carolina; 3—Randy Van Divier, OT, Washington; 4—Tim Sherwin, TE, Boston College; 6—Bubba Green, DT, North Carolina State; 7—Obed Ariri, K, Clemson; 8A—Ken Sitton, S, Oklahoma; 8B—Hosea Taylor, DT, Houston; 9—Tim Gooch, DE, Kentucky; 10A—Gregg Gerken, LB, North Arizona Univ; 10B—Trent Bryant, CB, Arkansas; 11—Holden Smith, WR, California; 12—Eric Scoggins, LB, U.S.C.

1982

1A—Johnie Cooks, LB, Mississippi State; 1B—Art Schlichter, QB, Ohio State; 2A—Leo Wisniewski, NT, Penn State; 2B—Rohn Stark, P, Florida State; 3—James Burroughs, CB, Michigan State; 4—Mike Pagel, QB, Arizona State; 5—Terry Crouch, OG, Oklahoma; 6—Pat Beach, TE, Washington State; 7—Fletcher Jenkins, NT, Washington;

DRAFT HISTORY



8—Tony Loia, OG, Arizona State; 9—Tony Berryhill, C, Clemson; 10—Tom Derry, S, Widener; 11—Lamont Meacham, CB, Western Kentucky; 12—Johnny Wright, RB, South Carolina.

1983

1—John Elway, QB, Stanford; 2—Vernon Maxwell, LB, Arizona State; 3—George Achica, NT, U.S.C.; 4—Phil Smith, WR, San Diego State; 5—Sid Abramowitz, OT, Tulsa; 6—Grant Feasel, C, Abilene Christian; 7—Alvin Moore, RB, Arizona State; 8—Selection traded to Denver; 9A—Jim Mills, OT, Hawaii; 9B—Chris Rose, OT, Stanford; 10—Ronald Hopkins, CB, Murray State; 11—Jim Bob Taylor, QB, Georgia Tech; 12—Carl Williams, WR, Texas Southern.

1984

1A—Leonard Coleman, CB, Vanderbilt; 1B—Ron Solt, OG, Maryland; 2—Blaise Winter, DT, Syracuse; 3—Chris Scott, DT, Purdue; 4A—Craig Curry, S, Texas; 4B—George Wonsley, RB, Mississippi State; 5A—Golden Tate, WR, Tennessee State; 5B—Kevin Call, OT, Colorado State; 6—Dwight Beverly, RB, Illinois; 8—Eugene Daniel, CB, Louisiana State; 11—Bob Stowe, OT, Illinois; 12—Steve Hathaway, DE, West Virginia.

1985

1—Duane Bickett, LB, Southern California; 2—Don Anderson, CB, Purdue; 3—Anthony Young, S, Temple; 4—Willie Broughton, DE, Miami (Fla.); 5—Roger Caron, OT, Harvard; 6—No selection (traded to Dallas, who selected DE—Kurt Ploeger); 7—James Harbour, WR, Mississippi; 8—Ricky Nichols, WR, East Carolina; 9—Mark Boyer, TE, Southern California; 10—Andre Pinesett, DT, Cal State-Fullerton; 11—No selection (traded to LA Rams, who selected QB—Doug Flutie); 12—David Burnette, OT, Central Arkansas.

1986

1—Jon Hand, DE, Alabama; 2—Jack Trudeau, QB, Illinois; 4—Bill Brooks, WR, Boston University; 5A—Scott Kellar, DT, Northern Illinois; 5B—Gary Walker, C, Boston University; 7A—Steve O'Malley, NT, Northern Illinois; 7B—Chris White, K, Illinois; 7C—Tommy Sims, DB, Tennessee; 8—Trell Hooper, DB, Memphis State; 9—Bob Brotzki, OT, Syracuse; 10B—Pete Anderson, C, Georgia; 12A—Steve Wade, DT, Vanderbilt; 12B—Isaac Williams, DT, Florida State.

1987

1—Cornelius Bennett, LB, Alabama; 3—Chris Gambol, OT, Iowa; 4—Randy Dixon, OT, Pittsburgh; 5—Roy Banks, WR, Eastern Illinois; 6—Freddie Robinson, DB, Alabama; 7—Mark Bellini, WR, Brigham Young; 8—Chuckie Miller, DB, UCLA; 9—Bob Ontko, LB, Penn State; 10—Chris Goode, DB, Alabama; 11—Jim Reynosa, DE, Arizona State; 12—David Adams, RB, Arizona.

1988

1—Traded to Los Angeles Rams; 2—Traded to Los Angeles Rams; 3—Chris Chandler, QB, Washington; 4—Michael Ball, DB, Southern University; 5—John Baylor, DB, Southern Mississippi; 6—Traded to Washington; 7—Traded to New York Giants; 8—Traded to Buffalo; 9—Jeff Herrod, LB, Mississippi; 10—O'Brien Alston, LB, Maryland; 11—Donnie Dee, TE, Tulsa; 12A—Aatron Kenney, WR, Wisconsin-Stevens Point (choice from Detroit); 12B—Tim Vesling, K, Syracuse.

1989

1—Andre Rison, WR, Michigan State; 2—Traded to Los Angeles Rams (for RB—Eric Dickerson); 3—Mitchell Benson, DT, Texas Christian; 4—Pat Tomberlin, OT, Florida State; 5—Traded to Washington for 4th and 8th picks in 1990; 6—Quintus McDonald, LB, Penn State; 7A—Ivy Joe Hunter, RB, Kentucky; 7B—Charles Washington, DB, Cameron University; 8—Kurt Larson, LB, Michigan State; 9—William Mackall, WR, Tennessee-Martin; 10—Jim Thompson, OT, Auburn; 11—Wayne Johnson, QB, Georgia; 12A—William Dubose, RB, South Carolina State; 12B—Steve Taylor, QB, Nebraska

1990

1—Jeff George, QB, Illinois; 2—Anthony Johnson, RB, Notre Dame; 4a—Stacey Simmons, WR, Florida; 4b—William Schultz, OG, Southern Illinois; 4c—Alan Grant, DB, Stanford; 4d—Pat Cunningham, OT, Texas A&M; 6—Tony Walker, LB, SE Missouri State; 7—James Singletary, LB, East Carolina; 8a—Ken Clark, RB, Nebraska; 8b—Harvey Wilson, DB, Southern University; 9—Darvell Huffman, WR, Boston University; 11—Carnel Smith, DE, Pittsburgh; 12a—Gene Benhart, QB, Western Illinois; 12b—Dean Brown, OG, Notre Dame.

1991

1—Traded to Atlanta Falcons; 2—Shane Curry, DE, Miami; 3—Dave McCloughan, DB, Colorado; 4—Mark Vander Poel, OT, Colorado; 5—Kerry Cash, TE, Texas; 6—Mel Agee, DE, Illinois; 7—James Bradley, WR, Michigan State; 8—Tim Bruton, TE, Missouri; 9—Howard Griffith, RB, Illinois; 10—Frank Giannetti, LB, Penn State; 11—Jerry Crafts, OT, Louisville; 12—Rob Luedeke, C, Penn State.



DRAFT HISTORY/ATTENDANCE/RECORDS

1992

1A—Steve Emtman, DT, Washington; 1B—Quentin Coryatt, LB, Texas A&M; 2—Ashley Ambrose, DB, Mississippi Valley State; 3—Traded to Los Angeles Rams; 4A—Rodney Culver, RB, Notre Dame; 4B—Anthony McCoy, NT, Florida; 5—Maury Toy, RB, UCLA; 6—Shoun Habersham, WR, Tennessee-Chattanooga; 7—Derek Steele, DE, Maryland; 8A—Jason Belser, DB, Oklahoma; 8B—Ronald Humphrey, RB, Mississippi Valley State; 9—Eddie Miller, WR, South Carolina; 10—Stephen Grant, LB, West Virginia; 11—Traded to Los Angeles Rams; 12—Michael Brandon, DE, Florida.

COLTS ATTENDANCE RECORDS

Largest Home Crowd—* 61,479 vs. Pittsburgh, Nov. 13, 1983
 † 60,544 vs. Denver, Oct. 31, 1988

Smallest Home Crowd—16,941 vs. Kansas City, Dec. 21, 1980

Largest Road Crowd—100,202 at Los Angeles, Dec. 6, 1958

Smallest Road Crowd—9,860 at Buffalo, Oct. 4, 1987

Largest Regular Season Total Attendance—841,497 in 1973
 (60,107 average)

Largest Regular Season Home Attendance—† 481,305 in 1984
 (60,163 average)

* Baltimore

† Indianapolis

10 LARGEST CROWDS TO SEE THE COLTS PLAY

Attendance	Site	Results	Date
100,202	Los Angeles	Rams 30, Colts 28	Dec. 6, 1958
91,745*	Ann Arbor	Lions 23, Colts 20	Aug. 22, 1971
80,638	Detroit	Colts 10, Lions 9	Nov. 16, 1980
80,636	New Orleans	Colts 30, Saints 10	Oct. 19, 1969
80,628	Cleveland	Colts 34, Browns 0	Dec. 27, 1968
80,132	Cleveland	Colts 36, Browns 14	Oct. 14, 1962
80,047	Miami	Dolphins 44, Colts 0	Nov. 11, 1973
80,020	Buffalo	Bills 31, Colts 13	Oct. 14, 1973
80,010	Miami	Dolphins 16, Colts 0	Dec. 16, 1972
79,838	Cleveland	Browns 38, Colts 21	Jan. 9, 1988

*Preseason game at University of Michigan

COLTS INDIVIDUAL RECORDS

National Football League records are indicated by an asterisk. Every attempt has been made to compile as complete a table of records as possible. Errors will be corrected if documented. Since the Colts joined the NFL in 1953, the league has increased the number of games played each season from 12 in 1953 to the current 16 in 1978. Here are the dates that the league increased the number of games played each season:

1953-60 12 games 1961-77 14 games 1978-91 16 games

Note: The 1982 NFL regular season was reduced from 16 games to nine games because of a players' strike. The 1987 season was 15 games due to a players' strike.

SERVICE

Most Seasons

- 17 (John Unitas, 1956-1972)
- 13 (Raymond Berry, 1955-1967)
(David Lee, 1966-1978)
(Dick Szymanski, 1955, 1957-1968)
(Gino Marchetti, 1953-1964, 1966)
- 12 (Lenny Moore, 1956-1967)
(Don Shinnick, 1957-1968)
(Ordell Braase, 1957-1968)
(Ray Donaldson, 1980-91)

Most Games Played

- 221 (John Unitas, 1956-1972)
- 188 (David Lee, 1966-1978)
- 168 (Ray Donaldson, 1980-91)
- 164 (Don Shinnick, 1957-1968)
- 164 (Ordell Braase, 1957-1968)

Most Consecutive Games Played

- 155 (Jerry Logan, 1963-1972)
- 139 (Jim Parker, 1957 to 2nd game of 1967)
- 138 (Alex Sandusky, 1957-1966)

RECORDS



SCORING

Most Points Scored	52 (Steve Myhra, 1958)
Game 24 (Lenny Moore vs. Chicago Bears, Oct. 4, 1958)	52 (Toni Linhart, 1975)
24 (Lenny Moore vs. Los Angeles, Oct. 16, 1960)	Career 270 (Lou Michaels, 1964-1969)
24 (Lenny Moore vs. Minnesota, Oct. 1, 1961)	195 (Toni Linhart, 1974-1979)
24 (Lydell Mitchell vs. Buffalo, Oct. 12, 1975)	190 (Steve Myhra, 1957-1961)
24 (Eric Dickerson vs. Denver, Oct. 31, 1988)	Highest Career Percentage of PATs (Minimum 50 attempts)
Season 120 (Lenny Moore, 1964)	97.4 (Lou Michaels, 1964-1969)
114 (Dean Biasucci, 1988)	97.3 (Dean Biasucci, 1984, 86-91)
112 (Raul Allegre, 1983)	97.0 (Jim O'Brien, 1970-1972)
109 (Toni Linhart, 1976)	94.7 (Steve Myhra, 1957-61)
Career 678 (Lenny Moore, 1956-1967)	Most Field Goals
586 (Lou Michaels, 1965-1969)	Game 5 (Lou Michaels vs. San Francisco, Sept. 25, 1966)
533 (Dean Biasucci, 1984, 1986-91)	5 (Raul Allegre at Philadelphia, Oct. 30, 1983)
Most Consecutive Games Scoring	5 (Dean Biasucci vs. Miami, Sept. 25, 1988)
62 (Lou Michaels, 13th game of 1965 through 14th game of 1969)	5 (Raul Allegre, 1983)
Most Touchdowns	25 (Dean Biasucci, 1988)
Game 4 (Lenny Moore vs. Chicago Bears, Oct. 4, 1958)	24 (Dean Biasucci, 1987)
4 (Lenny Moore vs. Los Angeles, Oct. 16, 1960)	24 (Jim Martin, 1963)
4 (Lenny Moore vs. Minnesota, Oct. 1, 1961)	Career 118 (Dean Biasucci, 1984, 86-91)
4 (Lydell Mitchell vs. Buffalo, Oct. 12, 1975)	107 (Lou Michaels, 1964-1969)
4 (Eric Dickerson vs. Denver, Oct. 31, 1988)	72 (Toni Linhart, 1974-1979)
Season 20 (Lenny Moore, 1964)	Most Consecutive Successful Field Goals
15 (Lenny Moore, 1961)	11 (Jim O'Brien, 1971, 1st through 5th games)
15 (Lydell Mitchell, 1975)	10 (Lou Michaels, 1967, 11th through 13th games)
15 (Eric Dickerson, 1988)	10 (Dean Biasucci, 1987, 11th through 15th games)
Career 113 (Lenny Moore, 1956-1967) (includes one fumble recovery)	Most Field Goals Attempts
68 (Raymond Berry, 1955-1967)	Season 39 (Steve Myhra, 1961)
58 (Don McCauley, 1971-1981)	39 (Jim Martin, 1963)
Most Consecutive Games Scoring a Touchdown	39 (Lou Michaels, 1966)
14 (Lenny Moore, 1964-1965)	Career 198 (Lou Michaels, 1964-1969)
Most Points after Touchdown	166 (Dean Biasucci, 1984, 1986-91)
Game 8 (Tom Feamster vs. Los Angeles, Nov. 25, 1956)	119 (Toni Linhart, 1974-1979)
8 (Steve Myhra vs. Green Bay, Nov. 2, 1958)	Highest Career Field Goal Percentage (Minimum 30 attempts)
Season 53 (Lou Michaels, 1964)	72.2 (Raul Allegre, 1983-85, 57-79)
51 (Toni Linhart, 1975)	71.1 (Dean Biasucci, 1984, 86-91, 118-166)
50 (Steve Myhra, 1959)	60.5 (Toni Linhart, 1974-1979, 72-119)
Career 263 (Lou Michaels, 1964-1969)	55.3 (Jim O'Brien, 1970-1972, 52-94)
184 (Toni Linhart, 1974-1979)	Highest Single Game Conversion Percentage (Minimum 5 attempts)
180 (Steve Myhra, 1957-1961)	100.0 (Lou Michaels vs. San Francisco, Sept. 25, 1966, (5 of 5))
Most Consecutive Points after Touchdown	Longest Field Goal
103 (Lou Michaels, 1964-1966)	58 (Dan Miller at San Diego, Dec. 26, 1982)
Most Points after Touchdown Attempts	56 (Bert Rechichar vs. Chicago Bears, Sept. 27, 1953)
Game 8 (Tom Feamster vs. Los Angeles, Nov. 25, 1956)	Most Field Goals Blocked
8 (Steve Myhra vs. Green Bay, Nov. 2, 1958)	4 (Bubba Smith, 1971)
Season 54 (Lou Michaels, 1964)	Longest Blocked Field Goal Return
	99t (Carl Taseff at Los Angeles, Dec. 12, 1959)

RUSHING

Most Rushing Attempts	196 (Eric Dickerson vs. Tampa Bay, Dec. 27, 1987)
Game 40 (Lydell Mitchell at N.Y. Jets, Oct. 20, 1974, 156 yds.)	194 (Alan Ameche vs. Chicago, Sept. 25, 1955)
36 (Eric Dickerson vs. Buffalo, Dec. 18, 1988, 166 yds.)	185 (Lenny Moore vs. Green Bay, Oct. 28, 1956)
35 (Lydell Mitchell vs. Miami, Dec. 9, 1973, 104 yds.)	Season 1659 (Eric Dickerson, 1988)
35 (Eric Dickerson vs. San Diego, Nov. 8, 1987, 138 yds.)	1311 (Eric Dickerson, 1989)
Season 388 (Eric Dickerson, 1988)	1200 (Lydell Mitchell, 1976)
314 (Eric Dickerson, 1989)	1193 (Lydell Mitchell, 1975)
301 (Lydell Mitchell, 1977)	1159 (Lydell Mitchell, 1977)
289 (Lydell Mitchell, 1976)	1122 (Curtis Dickey, 1983)
289 (Lydell Mitchell, 1975)	Career 5487 (Lydell Mitchell, 1972-1977)
Career 1391 (Lydell Mitchell, 1972-1977)	5194 (Eric Dickerson, 1987-91)
1258 (Eric Dickerson, 1987-91)	5174 (Lenny Moore, 1956-1967)
1200 (Tom Matte, 1961-1972)	Best Rushing Average Per Attempt (Minimum 80 attempts)
Most Rushing Yardage	Season 7.5 (Lenny Moore, 1956)
Game 198 (Norm Bulaich vs. N.Y. Jets, Sept. 19, 1971)	7.3 (Lenny Moore, 1958)



RECORDS

Career	7.1 (Lenny Moore, 1961) (Minimum 500 attempts)
	4.8 (Lenny Moore, 1956-1967)
	4.4 (Curtis Dickey, 1980-1985)
	4.2 (Alan Ameche, 1955-1960)
	4.1 (Eric Dickerson, 1987-91)
	4.0 (John Unitas, 1956-1972)
Most Touchdowns Rushing	
Game	4 (Eric Dickerson vs. Denver, Oct. 31, 1988)
	3 (Alan Ameche at Milwaukee, Oct. 13, 1957)
	3 (Lenny Moore vs. Los Angeles, Oct. 29, 1960)
	3 (Tom Matte at Cleveland, Dec. 29, 1968)
	3 (Tom Matte vs. Washington, Nov. 2, 1969)
	3 (Don McCauley at Miami, Nov. 23, 1975)
	3 (Randy McMillan vs. New England, 12/1/85)
Season	16 (Lenny Moore, 1964)
	14 (Eric Dickerson, 1988)

	11 (Tom Matte, 1969)
	11 (Lydell Mitchell, 1975)
	11 (Curtis Dickey, 1980)
Career	63 (Lenny Moore, 1956-1967)
	45 (Tom Matte, 1961-1972)
	40 (Alan Ameche, 1955-1960)
	40 (Don McCauley, 1971-81)
Most Consecutive Games Rushing for Touchdown	11 (Lenny Moore, 1963-1964)
Most 100-Yard Games	
Season	8 (Eric Dickerson, 1988)
Career	24 (Eric Dickerson, 1987-91)
	16 (Lydell Mitchell, 1972-1977)
	7 (Alan Ameche, 1955-1960)
	6 (Curtis Dickey, 1980-1985)
	6 (Randy McMillan, 1981-1985)
Longest Run from Scrimmage	
	80t (Tom Matte vs. St. Louis, Oct. 12, 1964)
	79t (Alan Ameche vs. Chicago, Sept. 25, 1955)
	79t (Lenny Moore vs. Green Bay, Oct. 28, 1956)

RECEIVING

Most Pass Receptions	
Game	13 (Joe Washington at Kansas City, Sept. 2, 1979)
	13 (Lydell Mitchell vs. N.Y. Jets, Dec. 15, 1974)
	12 (Raymond Berry at Washington, Nov. 10, 1957)
	12 (Raymond Berry at N.Y. Giants, Dec. 28, 1958) (NFL Championship game)
	12 (Lydell Mitchell vs. N.Y. Jets, Nov. 28, 1976)
Season	82 (Joe Washington, 1979)
	75 (Raymond Berry, 1961)
	74 (Raymond Berry, 1960)
	72 (Lydell Mitchell, 1974)
	72 (Bill Brooks, 1991)
Career	631 (Raymond Berry, 1955-1967)
	367 (Bill Brooks, 1986-91)
	363 (Lenny Moore, 1956-1967)
Most Consecutive Games, Pass Receptions	
	43 (Lenny Moore, Nov. 10, 1957 at Washington through Dec. 18, 1960 at San Francisco)
	38 (Raymond Berry, Dec. 28, 1958 at N.Y. Giants through Oct. 1, 1961 vs. Minnesota)
	38 (Bill Brooks, Sept. 7, 1986 at New England through Nov. 6, 1988 vs. N.Y. Jets)
	38 (Matt Bouza, Sept. 29, 1985 at Jets through Sept. 4, 1988 vs. Houston)

Most Pass Receiving Yards	
Game	224 (Raymond Berry at Washington, Nov. 10, 1957)
	210 (Roger Carr at N.Y. Jets, Oct. 24, 1976)
Season	1298 (Raymond Berry, 1960)
	1131 (Bill Brooks, 1986)
	1112 (Roger Carr, 1976)
Career	9275 (Raymond Berry, 1955-1967)
	6039 (Lenny Moore, 1956-1967)
	5859 (Jimmy Orr, 1961-1970)
Best Reception Average Per Catch	
Season	(Minimum 25 receptions)
	25.9 (Roger Carr, 1976)
	25.6 (Jimmy Orr, 1968)
	23.5 (Glenn Doughty, 1973)

Career	(Minimum 100 receptions)
	19.3 (Jimmy Orr, 1961-1970)
	18.5 (Roger Carr, 1974-1981)
	17.1 (Ray Butler, 1980-85)
Most Touchdown Receptions	
Game	3 (Jim Mustcheller vs. Green Bay at Milwaukee, Oct. 13, 1957)
	3 (Raymond Berry at Dallas, Oct. 30, 1960)
	3 (Raymond Berry vs. Green Bay, Nov. 16, 1960)
	3 (Jimmy Orr vs. Washington, Dec. 8, 1962)
	3 (Jimmy Orr vs. Los Angeles, Oct. 4, 1964)
	3 (Roger Carr vs. Cincinnati, Sept. 19, 1976)
Season	14 (Raymond Berry, 1959)
	11 (Jimmy Orr, 1962)
	11 (Roger Carr, 1976)
Career	68 (Raymond Berry, 1955-1967)
	50 (Jimmy Orr, 1961-1970)
	48 (Lenny Moore, 1956-1967)
Most Consecutive Games, Touchdown Receptions	
	5 (Raymond Berry, Nov. 15, 1959 vs. Green Bay at Milwaukee through Dec. 12, 1959 at Los Angeles)
	5 (Jimmy Orr, Dec. 2, 1962 at Detroit through Sept. 22, 1963 at San Francisco)
	4 (By many players)
Most 100-yard Games	
Season	6 (Raymond Berry, 1960)
	5 (Lenny Moore, 1958)
	4 (Raymond Berry, 1958)
	4 (Raymond Berry, 1959)
	4 (Lenny Moore, 1959)
	4 (Lenny Moore, 1960)
	4 (Jimmy Orr, 1962)
Career	23 (Raymond Berry, 1955-1967)
	19 (Lenny Moore, 1956-1967)
	18 (Jimmy Orr, 1961-1970)
Longest Pass Reception	
	90t (Roger Carr from Bert Jones vs. N.Y. Jets Nov. 16, 1975)
	89t (John Mackey from John Unitas at Los Angeles, Oct. 30, 1966)
	89t (Roger Carr from Bert Jones at Buffalo, Nov. 9, 1975)

PASSING

Most Pass Attempts	
Game	57 (Jack Trudeau at N.Y. Jets, Nov. 16, 1986, 27 comp.)
	53 (Jack Trudeau vs. N.Y. Jets, Sept. 28, 1986, 21 comp.)
	53 (Bert Jones vs. N.Y. Jets, Dec. 15, 1974, 36 comp.)
Season	485 (Jeff George, 1991)
	457 (Greg Landry, 1979)
	446 (Bert Jones, 1980)
	436 (John Unitas, 1967)
Career	5110 (John Unitas, 1956-1972)
	2464 (Bert Jones, 1973-1981)
	1193 (Jack Trudeau, 1986-1990)

Most Pass Completions	
Game	36 (Bert Jones vs. N.Y. Jets, Dec. 15, 1974, 53 att.)
	29 (Greg Landry vs. N.Y. Jets, Dec. 2, 1979, 49 att.)
	29 (Jeff George vs. Detroit, Sept. 22, 1991, 40 att.)
	27 (Gary Hogeboom vs. Miami, Sept. 20, 1987, 43 att.)
	27 (Jack Trudeau at N.Y. Jets, Nov. 16, 1986, 57 att.)
	27 (Bert Jones vs. Denver, Nov. 27, 1977, 46 att.)

RECORDS



	27	(Bert Jones vs. Cleveland, Nov. 9, 1980, 39 att.)
Season	292	(Jeff George, 1991)
	270	(Greg Landry, 1979)
	255	(John Unitas, 1967)
Career	2796	(John Unitas, 1956-1972)
	1382	(Bert Jones, 1973-1981)
	622	(Jack Trudeau, 1986-90)

Most Consecutive Completions

	17	(Bert Jones vs. N.Y. Jets, Dec. 15, 1974)
	12	(John Unitas vs. Atlanta, Nov. 27, 1967)

Highest Pass Completion Percentage

Game	92.3	(Bert Jones vs. Kansas City, Nov. 30, 1975) (13-12-145)-1 TD
Season		(Minimum 140 attempts)
	60.4	(Bert Jones, 1976)
	60.2	(Jeff George, 1991)
	59.1	(Greg Landry, 1979)
	59.0	(Gary Hogeboom, 1986)
	59.0	(Bert Jones, 1975)
Career		(Minimum 140 attempts per season)
	59.1	(Greg Landry, 1979)
	57.8	(Jeff George, 1990-91)
	56.1	(Bert Jones, 1973-1981)
	54.7	(John Unitas, 1956-1972)

Most Yards Passing

Game	401	(John Unitas vs. Atlanta, Sept. 17, 1967)
	397	(John Unitas vs. Cleveland, Nov. 1, 1959)
	385	(John Unitas vs. Minnesota, Dec. 16, 1962)
Season	3481	(John Unitas, 1963)
	3428	(John Unitas, 1967)
	3134	(Bert Jones, 1980)
Career	39768	(John Unitas, 1956-1972)
	17663	(Bert Jones, 1973-1981)
	7474	(Mike Pagel, 1982-1985)

Most 300-Yards or More Passing Games

	26	(John Unitas, 1956-1972)
--	----	--------------------------

Highest Average Per Pass Attempt

Season	9.26	(John Unitas, 1964)
	9.18	(Earl Morrall, 1968)
	9.05	(Bert Jones, 1976)
Career	7.78	(John Unitas, 1956-1972)
5 yr. min.	7.16	(Bert Jones, 1973-1981)

Most Touchdown Passes

Game	5	(Gary Cuzzo at Minnesota, Nov. 14, 1965)
	5	(Gary Hogeboom at Buffalo, Oct. 4, 1987)

Season	32	(John Unitas, 1959)
	26	(Earl Morrall, 1968)
	25	(John Unitas, 1960)
Career	287	(John Unitas, 1956-1972)
	122	(Bert Jones, 1973-1981)
	47	(Earl Morrall, 1968-1971)

Most Consecutive Games Throwing Touchdown Pass

	*47	(John Unitas, 1956-1960)
--	-----	--------------------------

Highest Percentage of Touchdowns Thrown

Season		(Minimum 140 attempts)
	8.7	(John Unitas, 1959)
	8.2	(John Unitas, 1965)
	8.0	(John Unitas, 1957)
Career	5.6	(John Unitas, 1956-1972)
5 yr. min.	5.0	(Bert Jones, 1973-1981)

Most Passes Had Intercepted

Game	6	(Fred Enke at Green Bay, Oct. 18, 1953, 24 attempts)
	5	(Fred Enke at Detroit, Nov. 7, 1953, 15 attempts)
	5	(John Unitas vs. San Francisco, Nov. 26, 1960, 30 attempts)
	5	(John Unitas at Green Bay, Oct. 8, 1961, 24 attempts)
	5	(John Unitas at Detroit, Nov. 20, 1966, 19 attempts)
	5	(Bill Troup vs. Miami, Sept. 10, 1978, 33 attempts)
Season	24	(John Unitas 1960, 1961, and 1966)
Career	246	(John Unitas, 1956-1972)

Fewest Interceptions

Season		(Minimum 140 pass attempts)
	6	(John Unitas, 1964)
	6	(John Unitas, 1972)
	6	(Marty Domres, 1972)
	6	(Jack Trudeau, 1987, 1990)

Lowest Interception Rate

Season	2.0	(John Unitas, 1964)
	2.3	(Bert Jones, 1975)
	2.5	(Jeff George, 1991)
	2.6	(Bert Jones, 1976)
	2.6	(Jack Trudeau, 1987)
Career	3.1	(Jeff George, 1990-91)
	3.9	(Bert Jones, 1973-1981)
	4.8	(John Unitas, 1956-1972)
	5.4	(Marty Domres, 1972-1975)

Longest Pass Completion

	90t	(Bert Jones to Roger Carr vs. N.Y. Jets, Nov. 16, 1975)
	89t	(Bert Jones to Roger Carr at Buffalo, Nov. 9, 1975)
	89t	(John Unitas to John Mackey at Los Angeles, Oct. 30, 1966)

PUNTING

Most Punts

Game	12	(David Lee vs. Oakland, Dec. 24, 1977, AFC Playoffs)
	11	(Cotton Davidson at Chicago, Oct. 10, 1954)
	11	(Joe Don Looney at San Francisco, Nov. 29, 1964)
	11	(David Lee at Miami, Nov. 11, 1973)
	11	(David Lee at New England, Oct. 19, 1975)
Season	99	(Bucky Dilts, 1979)
	98	(Rohn Stark, 1984)
	92	(David Lee, 1978)
Career	838	(David Lee, 1966-1978)
	746	(Rohn Stark, 1982-1991)
	232	(Tom Gilburg, 1961-1965)

Most Yards Punting

Season	4383	(Rohn Stark, 1984)
	4124	(Rohn Stark, 1983)
	3657	(Bucky Dilts, 1979)

Career	34019	(David Lee, 1966-1978)
	32759	(Rohn Stark, 1982-1991)
	9607	(Tom Gilburg, 1961-1965)

Highest Punting Average

Season	45.9	(Rohn Stark, 1985)
	45.6	(David Lee, 1966)
	45.3	(David Lee, 1969)
Career	43.9	(Rohn Stark, 1982-1991)
	41.1	(Tom Gilburg, 1961-1965)
	40.6	(David Lee, 1966-1978)

Longest Punt

	76	(David Lee at N.Y. Giants, Oct. 17, 1971)
--	----	---

Most Punts Blocked

Season	2	(David Lee, 1973, 1977, 1978)
	2	(Bucky Dilts, 1979)
	2	(Mike Bragg, 1980)
	2	(Rohn Stark, 1985, 87)
Career	11	(David Lee, 1966-1978)

INTERCEPTIONS

Most Interceptions

Game	3	(Bert Rechichar vs. Chicago Bears, Sept. 27, 1953)
	3	(Tom Keane at Philadelphia, Nov. 15, 1953)
	3	(Gary Glick at Washington, Nov. 26, 1961)
	3	(Jerry Logan at N.Y. Jets, Oct. 18, 1970)
	3	(Jackie Wallace at New England, Sept. 12, 1976)

	3	(Lyle Blackwood vs. N.Y. Jets, Nov. 20, 1977)
	3	(Eugene Daniel vs. Green Bay, Oct. 27, 1985)
	3	(Leonard Coleman vs. New Orleans, Oct. 12, 1986)
Season	11	(Tom Keane, 1953)
	10	(Milt Davis, 1957)
	10	(Lyle Blackwood, 1977)
	9	(Bob Boyd, 1964)
	9	(Bob Boyd, 1965)



RECORDS

Career	57 (Bob Boyd, 1960-1968)	17.4 (Bob Boyd, 1960-1968)
	37 (Don Shinnick, 1957-1968)	16.7 (Rick Volk, 1967-1975)
	34 (Jerry Logan, 1963-1972)	15.2 (Milt Davis, 1957-1960)
Most Interception Return Yardage		
Game	121 (Milt Davis at Chicago Bears, Nov. 17, 1957, 2 interceptions)	Most Interceptions Returned for Touchdowns
Season	225 (Keith Taylor, 1989)	Season 2 (Milt Davis, 1957)
	219 (Milt Davis, 1957)	2 (Jerry Logan, 1965)
	199 (Andy Nelson, 1958)	2 (Jerry Logan, 1970)
Career	994 (Bob Boyd, 1960-1968)	2 (Jackie Wallace, 1975)
	518 (Rick Volk, 1967-1975)	2 (Lyle Blackwood, 1978)
	410 (Milt Davis, 1957-1960)	Career 5 (Jerry Logan, 1963-72)
		4 (Bob Boyd, 1960-1968)
		3 (Andy Nelson, 1957-63)
		3 (Milt Davis, 1957-60)
Highest Interception Return Average		
Season	(Minimum 4 interceptions)	Longest Interception Return
	36.5 (Lyle Blackwood, 1978)	94t (Rick Volk at Chicago, Oct. 8, 1967)
	32.1 (Keith Taylor, 1989)	94t Larry Burroughs at Minnesota, Dec. 12, 1982)
	31.5 (Jackie Wallace, 1975)	
	25.7 (Rick Volk, 1968)	
Career	(Minimum 25 interceptions)	

KICKOFF RETURNS

Most Kickoff Returns		927 (Marshall Johnson, 1978)
Game	7 (Nesby Glasgow at New England, Nov. 18, 1979)	843 (Bruce Laird, 1972)
	6 (Bruce Laird vs. N.Y. Jets, Sept. 24, 1972)	Career 3175 (Albert Bentley, 1985-91)
	6 (Nesby Glasgow vs. Kansas City, Dec. 20, 1980)	3406 (Bruce Laird, 1972-79)
	6 (Zachary Dixon at Washington, Dec. 13, 1981)	1904 (Nesby Glasgow, 1979-81)
	6 (Zachary Dixon vs. Miami, Jan. 2, 1983)	Best Kickoff Return Yardage Average
Season	50 (Nesby Glasgow, 1979)	Season (minimum 14 returns)
	41 (Marshall Johnson, 1978)	35.4 (Jim Duncan, 1970)
	36 (Zachary Dixon, 1981)	30.7 (Alvin Haymond, 1965)
	36 (Clarence Verdin, 1991)	Career (minimum 30 returns)
Career	148 (Albert Bentley, 1985-91)	32.5 (Jim Duncan, 1969-71)
	137 (Bruce Laird, 1972-1979)	27.9 (Jim Sample, 1958-60)
	84 (Nesby Glasgow, 1979-1981)	27.5 (Buddy Young, 1953-55)
Most Kickoff Return Yardage		Most Kickoff Return Touchdowns
Game	202 (Lenny Lyles at San Francisco, Dec. 18, 1960)	Season 2 (Lenny Lyles, 1958)
Season	1126 (Nesby Glasgow, 1979)	2 (Preston Pearson, 1968)
		Career 2 (Preston Pearson, 1967-1968)
		2 (Jim Duncan, 1969-1971)
		2 (Lenny Lyles, 1958, 1961-1969)
		Longest Kickoff Return
		104t (Buddy Young at Philadelphia, Nov. 15, 1953)

PUNT RETURNS

Most Punt Returns		12.6 (Clarence Verdin, 1990)
Game	9 (Nesby Glasgow at Kansas City, Sept. 2, 1979)	Career (minimum 30 returns)
	8 (Howard Stevens vs. Tampa Bay, Oct. 3, 1976)	13.5 (Ron Gardin, 1970)
Season	44 (Nesby Glasgow, 1979)	10.8 (Clarence Verdin, 1988-91)
	41 (Alvin Haymond, 1965)	9.2 (Howard Stevens, 1975-1977)
	40 (Alvin Haymond, 1966)	9.2 (Jerry Logan, 1963-1972)
	40 (Robbie Martin, 1985)	Most Punt Returns for Touchdowns
Career	112 (Carl Taseff, 1953-1961)	Season 1 (Carl Taseff, 1953)
	109 (Howard Stevens, 1975-1977)	1 (Carl Taseff, 1956)
	108 (Alvin Haymond, 1964-1967)	1 (Jerry Logan, 1967)
	101 (Clarence Verdin, 1988-91)	1 (Ron Gardin, 1970)
		1 (Nesby Glasgow, 1979)
		1 (Robbie Martin, 1985)
		1 (Clarence Verdin, 1988)
		1 (Clarence Verdin, 1989)
		Career 2 (Carl Taseff, 1953-1962)
		2 (Clarence Verdin, 1988-91)
Most Punt Return Yardage		Longest Punt Return
Game	148 (Carl Taseff vs. Green Bay at Milwaukee, Oct. 14, 1956)	90t (Carl Taseff vs. Green Bay at Milwaukee, Oct. 14, 1956)
Season	443 (Robbie Martin, 1985)	Most Fair Catches
	403 (Alvin Haymond, 1965)	Season 20 (Ron Gardin, 1970)
	396 (Howard Stevens, 1975)	20 (Rick Volk, 1971)
	396 (Clarence Verdin, 1990)	15 (Nesby Glasgow, 1980)
Career	1094 (Clarence Verdin, 1988-91)	Career 55 (Rick Volk, 1967-1975)
	1012 (Howard Stevens, 1975-1977)	26 (Nesby Glasgow, 1979-1980, 1982)
	911 (Alvin Haymond, 1964-1967)	25 (Clarence Verdin, 1988-91)
		22 (Alvin Haymond, 1964-1967)
Highest Punt Return Average		
Season	(minimum 14 returns)	
	12.9 (Clarence Verdin, 1989)	
	12.6 (Wendell Harris, 1964)	

FUMBLES

Most Fumble Recoveries		Longest Fumble Return
Season	6 (Barney Poole, 1953)	64t (Stan White vs. Buffalo, Dec. 12, 1976)
	6 (Stan White, 1973)	52t (Johnnie Cooks at New England, Sept. 4, 1983)

COLTS TEAM RECORDS

GAMES WON

Most Wins in a Season		Nov. 1, 1976 vs. Houston)
	15 1968 (including post-season)	Most Consecutive Wins on the Road
	13 1968 (regular season only)	8 (Sept. 22, 1968 at Atlanta to Dec. 29, 1968 at Cleveland)
Most Consecutive Wins		Most Consecutive Games Without Defeat
	11 (Sept. 20, 1964 at Green Bay to Nov. 29, 1964 vs. San Francisco)	15 (Dec. 18, 1966 at San Francisco to Dec. 10, 1967 vs. New Orleans)
Most Consecutive Wins at Home		
	9 (Nov. 2, 1975 vs. Cleveland to	

RECORDS



GAMES LOST

Most Games Lost in a Season
15 (1991)

Most Consecutive Games Lost at Home
9 (Sept. 22, 1974 vs. Green Bay to Oct. 12, 1975 vs. Buffalo)

Most Consecutive Games Lost
14 (Sept. 13, 1981 vs. Buffalo to Dec. 13, 1981 at Washington)

Most Consecutive Games Lost on the Road
12 (Sept. 20, 1981 at Denver to Dec. 26, 1982 at San Diego)

TIE GAMES

Most Tie Games in a Season
2 (1967)

Most Consecutive Tie Games
2 (Oct. 15, 1967 vs. Los Angeles to Oct. 22, 1967 at Minnesota)

SCORING

Most Points Scored
Half 45 (vs. Denver, Oct. 31, 1988)
Game 58 (vs. Buffalo, Dec. 12, 1976)
Season 428 (1964)

Most Points by Opponent
Half 37 (vs. Chicago, Nov. 25, 1962)
37 (at New England, Nov. 23, 1980)
Game 58 (at Chicago, Oct. 21, 1956)
Season 533 (1981)

Fewest Points Scored
Season 113 (1982)
131 (1954)

Fewest Points by Opponent
Season 140 (1971)

Most Points Scored, Both Teams
Game 89 (Baltimore (51) vs. Chicago (38), Oct. 4, 1958)

Fewest Points Scored, Both Teams
Game 6 (Buffalo (6) vs. Baltimore (0), Dec. 1, 1974)
6 Indianapolis (6) vs. N.Y. Jets (0), Oct. 11, 1987

Most Shutouts
Season 3 (1968)
3 (1971)

Most Shutouts by Opponent
Season 3 (1972)

Most Consecutive Shutouts by Opponent
2 (Sept. 4, 1978 at Dallas to Sept. 10, 1978 vs. Miami)
2 (Nov. 21, 1982 at N.Y. Jets to Nov. 28, 1982 at Buffalo)

Most Touchdowns
Game 8 (vs. Los Angeles, Nov. 25, 1956)
8 (vs. Green Bay, Nov. 2, 1958)
Season 54 (1964)

Most Touchdowns by Opponent
Game 8 (vs. Chicago, Nov. 25, 1962)
68 (1981)

Fewest Touchdowns
Season 12 (1982)
14 (1954)
14 (1991)

Fewest Touchdowns by Opponent
Season 16 (1968)

Most Touchdowns Rushing
Game 5 (at Buffalo, Oct. 10, 1971)
5 (vs. Buffalo, Oct. 6, 1985)
5 (vs. Denver, Oct. 31, 1988)
Season 29 (1964)

Fewest Touchdowns Rushing
Season 3 (1991)

Most Touchdowns Rushing by Opponent
Game 5 (at Green Bay, Oct. 18, 1953)
5 (vs. Cleveland Nov. 1, 1959)

FIRST DOWNS

Most First Downs
Game 33 (vs. N.Y. Jets, Dec. 15, 1974)
Season 327 (1980)

Most First Downs by Opponent
Game 34 (at Philadelphia, Nov. 15, 1981)
Season 406 (1981)

Fewest First Downs
Game 4 (at Miami, Nov. 11, 1973)
Season 141 (1953)

Fewest First Downs by Opponent
Game 3 (vs. San Francisco, Nov. 22, 1959)
Season 166 (1971)

Most First Downs, Both Teams
Game 57 (vs. N.Y. Jets, Dec. 15, 1974)

Fewest First Downs, Both Teams
Game 19 (at New England, Nov. 11, 1990)
21 (at Chicago, Oct. 10, 1954)
21 (at Chicago, Nov. 16, 1958)
21 (at Miami, Nov. 11, 1973)

5 (at Green Bay, Oct. 8, 1961)
Season 23 (1991)

Fewest Touchdowns Rushing by Opponent
Season 5 (1967)

Most Touchdowns Passing
Game 5 (vs. Green Bay, Nov. 2, 1958)
5 (at Dallas, Oct. 30, 1960)
5 (vs. Minnesota, Dec. 16, 1962)
5 (at Minnesota, Nov. 14, 1965)
5 (vs. Detroit, Oct. 16, 1966)
5 (at Buffalo, Oct. 4, 1987)
Season 33 (1959)

Fewest Touchdowns Passing
Season 6 (1982)
9 (1954)
9 (1974)

Most Touchdowns Passing by Opponent
Game 7 (at Minnesota, Sept. 28, 1969)
Season 37 (1981)

Fewest Touchdowns Passing by Opponent
Season 8 (1960)

Most Points After Touchdown
Game 8 (vs. Los Angeles, Nov. 25, 1956)
8 (vs. Green Bay, Nov. 2, 1958)
Season 53 (1964)

Fewest Points After Touchdown
Season 11 (1982)
12 (1954)

Most Points After Touchdown by Opponent
Game 6 (vs. Chicago, Nov. 25, 1962)
6 (at Pittsburgh, Sept. 8, 1985)
6 (at Buffalo, Oct. 13, 1991)
Season 53 (1978)

Most Field Goals
Game 5 (at Los Angeles, Dec. 4, 1954)
5 (vs. San Francisco, Sept. 25, 1966)
5 (at Philadelphia, Oct. 30, 1983)
5 (vs. Miami, Sept. 25, 1988)
Season 30 (1983)

Most Field Goals by Opponent
Game 5 (at Washington, Nov. 18, 1973)
Season 32 (1990)

Fewest Field Goals by Opponent
Season 5 (1971)

Greatest Margin of Victory
56 (Baltimore (56) vs. Green Bay (0), Nov. 2, 1958)

Greatest Margin of Defeat
57 (Chicago (57) vs. Baltimore (0), Nov. 25, 1962)

Most Consecutive Games Scoring
104 (Oct. 24, 1954 vs. Green Bay to Nov. 18, 1962 at Green Bay)

Most First Downs Rushing
Game 18 (at Detroit, Oct. 19, 1958)
18 (vs. Buffalo, Oct. 6, 1985)
Season 153 (1988)

Fewest First Downs Rushing
Game 0 (vs. Los Angeles, Nov. 27, 1966)
0 (at New England, Nov. 11, 1990)
Season 55 (1991)

Most First Downs Rushing by Opponent
Game 19 (vs. Miami, Oct. 29, 1972)
19 (vs. Dallas, Dec. 6, 1981)
Season 162 (1981)

Fewest First Downs Rushing by Opponent
Game 0 (vs. Chicago, Oct. 5, 1957)
0 (vs. San Francisco, Oct. 13, 1963)
0 (at Buffalo, Oct. 10, 1971)
Season 60 (1971)



RECORDS

Most First Downs Passing
 Game 22 (vs. N.Y. Jets, Dec. 15, 1974)
 Season 174 (1980)

Fewest First Downs Passing
 Game 1 (at Cleveland, Sept. 16, 1973)
 1 (at Green Bay, Nov. 24, 1991)
 Season 79 (1973)

Most First Downs Passing by Opponent
 Game 24 (at Minnesota, Sept. 28, 1969)
 24 (at Miami, Sept. 15, 1985)

Season 214 (1981)

Fewest First Downs Passing by Opponent
 Game 2 (at Atlanta, Nov. 12, 1967)
 2 (vs. St. Louis, Sept. 17, 1972)
 Season 95 (1971)

Most First Downs by Penalty
 Season 32 (1979)

Most First Downs by Penalty by Opponent
 Season 38 (1980)

NET YARDS

Most Net Yards Gained
 Game 595 (at Atlanta, Nov. 12, 1967)
 Season 5236 (1976)

Fewest Net Yards Gained
 Game 69 (vs. Detroit, Nov. 6, 1954)
 Season 2483 (1982)
 2716 (1953)

Most Net Yards Gained by Opponent
 Game 597 (at San Francisco, Dec. 13, 1953)
 Season 6793 (1981)

Fewest Net Yards Gained by Opponent
 Game 59 (at Buffalo, Oct. 10, 1971)
 Season 2852 (1971)

RUSHING

Most Rushing Attempts
 Game 60 (vs. San Francisco, Nov. 22, 1959)
 Season 617 (1977)

Fewest Rushing Attempts
 Game 11 (vs. Washington, Dec. 22, 1990)
 Season 293 (1982)
 335 (1990)

Most Rushing Attempts by Opponent
 Game 66 (vs. Dallas, Dec. 6, 1981)
 Season 663 (1978)

Fewest Rushing Attempts by Opponent
 Game 11 (at Buffalo, Oct. 10, 1971)
 Season 335 (1959)

Most Yards Gained Rushing
 Game 318 (vs. Green Bay, Oct. 28, 1956)
 Season 2695 (1983)

Fewest Yards Gained Rushing
 Game 4 (vs. Detroit, Sept. 22, 1991)
 Season 1044 (1982)
 1168 (1991)
 1282 (1990)

Most Yards Gained Rushing by Opponent
 Game 354 (vs. Dallas, Dec. 6, 1981)
 Season 3010 (1978)

Fewest Yards Gained Rushing by Opponent
 Game 4 (at Buffalo, Oct. 10, 1971)
 Season 1113 (1971)

PASSING

Most Passes Attempted
 Game 57 (at N.Y. Jets, Nov. 16, 1986)
 Season 586 (1986)

Fewest Passes Attempted
 Game 7 (at Los Angeles, Dec. 18, 1965)
 Season 266 (1955)

Most Passes Attempted by Opponent
 Game 62 (at N.Y. Jets, Oct. 18, 1970)
 Season 556 (1989)

Fewest Passes Attempted by Opponent
 Game 8 (at Miami, Jan. 2, 1972) (AFC Championship)
 Season 281 (1953)

Most Passes Attempted, Both Teams
 Game 98 (at Minnesota, Sept. 28, 1969)
 Season 1096 (1986)

Fewest Passes Attempted, Both Teams
 Game 28 (at Buffalo, Oct. 14, 1973)

Most Passes Completed
 Game 36 (vs. N.Y. Jets, Dec. 15, 1974)
 Season 313 (1979)

Fewest Passes Completed
 Game 3 (at Los Angeles, Dec. 18, 1965)
 3 (at Buffalo, Nov. 28, 1982)
 Season 126 (1953)

Most Passes Completed by Opponent
 Game 36 (at Minnesota, Sept. 28, 1969)
 Season 322 (1989)

Fewest Passes Completed by Opponent
 Game 3 (vs. Buffalo, Dec. 17, 1978)
 Season 144 (1960)

Highest Completion Percentage
 Season 59.6 (1975)
 59.6 (1991)

Lowest Completion Percentage
 Season 39.5 (1953)

Most Yards Gained Passing
 Game 451 (vs. Minnesota, Dec. 16, 1962)
 Season 3615 (1986)

Fewest Yards Gained Passing
 Game 1 (vs. Buffalo, Oct. 13, 1974)
 Season 1257 (1953)

Most Yards Gained Passing by Opponent
 Game 496 (vs. N.Y. Jets, Sept. 24, 1972)
 Season 4128 (1981)

Fewest Yards Gained Passing by Opponent
 Game 13 (vs. Tampa Bay, Oct. 3, 1976)
 Season 1726 (1960)

Most Quarterback Sacks
 Game 11 (at Los Angeles, Nov. 22, 1964)
 Season 59 (1975)

INTERCEPTIONS

Most Interceptions
 Game 7 (at Los Angeles, Dec. 4, 1954)
 7 (vs. Chicago, Oct. 2, 1960)
 Season 40 (1959)

Fewest Interceptions
 Season 8 (1975)

Most Interceptions, Both Teams
 Game 9 (at Philadelphia, Nov. 15, 1953)
 9 (at N.Y. Jets, Oct. 18, 1970)
 9 (vs. N.Y. Jets, Sept. 23, 1973)

Most Interceptions by Opponents
 Game 8 (vs. N.Y. Jets, Sept. 23, 1973)
 Season 30 (1978)

Fewest Interceptions by Opponents
 Season 5 (1982)
 8 (1975)

Most Interception Return Yardage
 Game 144 (vs. Green Bay, Nov. 2, 1958)
 (5 interceptions)
 Season 577 (1959)

Fewest Interception Return Yardage
 Season 75 (1985)

Most Interception Return Yardage by Opponent
 Game 162 (at Denver, Nov. 27, 1977)
 Season 529 (1978)

Fewest Interceptions Return Yardage by Opponent
 Season 117 (1983)
 129 (1982)

Most Touchdowns by Interception
 Game 3 (at Pittsburgh, Sept. 29, 1968)
 Season 5 (1959)

Most Touchdowns by Interception by Opponent
 Game 2 (vs. N.Y. Jets, Sept. 23, 1973)
 Season 4 (1973)

Most Touchdowns by Interception, Both Teams
 Game 3 (at Pittsburgh, Sept. 29, 1968)
 Season 7 (1959)

Best Interception Percentage
 Season 11.4 (1959)

RECORDS



PUNTING

Most Punts	Fewest Punts by Opponent
Game 13 (vs. Oakland, Dec. 24, 1977) (AFC Playoffs)	Game 0 (at San Francisco, Dec. 13, 1953)
Season 101 (1979)	0 (vs. Green Bay, Nov. 6, 1960)
Most Punts by Opponent	Season 20 (1967)
Game 11 (vs. N.Y. Jets, Sept. 19, 1971)	Highest Punting Average
11 (at Kansas City, Sept. 2, 1979)	Season 45.6 (1966)
Fewest Punts	Highest Punting Average by Opponent
Game 0 (vs. Cleveland, Nov. 1, 1959)	Season 42.0 (1984)
0 (vs. Detroit, Nov. 19, 1967)	42.0 (1990)
0 (at San Diego, Nov. 7, 1976)	Most Fair Catches
0 (vs. New England, Sept. 1, 1991)	Season 34 (1971)
Season 42 (1961)	

PUNT RETURNS

Most Punt Returns	Most Touchdowns by Punt Return
Season 61 (1985)	Game 1 (vs. Green Bay, Oct. 31, 1953)
Most Punt Returns by Opponent	1 (at Green Bay, Oct. 14, 1956)
Season 87 (1965)	1 (vs. Detroit, Nov. 19, 1967)
Most Punt Return Yardage	1 (vs. Miami, Nov. 1, 1970)
Season 502 (1962)	1 (at New England, Nov. 18, 1979)
Most Punt Return Yardage by Opponent	1 (at Cleveland, Sept. 19, 1988)
Season 642 (1983)	1 (at N.Y. Jets, Oct. 1, 1989)
	Season 1 (vs. Miami, Nov. 17, 1985)
	1 (8 year tie)
	Most Touchdowns by Punt Returns by Opponent
	Game 1 (13 game tie)
	Season 2 (1956)

KICKOFF RETURNS

Most Kickoff Returns	Most Kickoff Return Yardage by Opponent
Season 84 (1981)	Season 1,668 (1976)
Most Kickoff Returns by Opponent	Most Touchdowns by Kickoff Returns
Season 82 (1968)	Game 1 (11 game tie)
Most Kickoff Return Yardage	Season 2 (1958, 1968)
Season 1,651 (1981)	Most Touchdowns by Kickoff Returns by Opponent
	Game 1 (12 game tie)
	Season 2 (1977)

PENALTIES

Most Penalties	Most Penalty Yards
Game 16 (at Denver, Dec. 11, 1983)	Game 153 (at Buffalo, Sept. 18, 1983)
Season 137 (1979)	Season 1239 (1979)
Fewest Penalties	Fewest Penalty Yards
Game 0 (at Green Bay (at Milwaukee), Sept. 10, 1966)	Game 0 (at Green Bay (at Milwaukee), Sept. 10, 1966)
Season 51 (1960)	Season 433 (1982)
Most Penalties by Opponent	483 (1973)
Game 17 (at Pittsburgh, Oct. 30, 1977)	Most Penalty Yards by Opponent
Season 118 (1988)	Game 148 (vs. Chicago, Nov. 21, 1954)
	Season 996 (1978)

FUMBLES

Most Fumbles	Most Fumbles Lost
Game 7 (vs. Miami, Oct. 23, 1983)	Game 5 (at Detroit, Oct. 20, 1957)
Season 41 (1986)	5 (at Green Bay, Sept. 29, 1963)
Fewest Fumbles	Fewest Fumbles Lost
Season 16 (1973)	Season 8 (1988)
Most Fumbles by Opponent	8 (1967)
Game 8 (at New England, Oct. 7, 1973)	Most Fumbles Recovered
Season 43 (1987)	Game 5 (vs. Los Angeles, Nov. 23, 1958)
	Season 27 (1953)
	Fewest Fumbles Recovered, Both Teams
	Season 13 (1967)

TOP CAREER PERFORMANCES

RUSHING YARDAGE

Yardage	Player	Attempts	Avg.	Long	TD	Seasons
1. 5487	Lydell Mitchell	1391	3.9	64t	27	1972-77
2. 5194	Eric Dickerson	1258	4.1	57	32	1987-91
3. 5174	Lenny Moore	1069	4.8	79t	63	1956-67
4. 4646	Tom Matte	1200	3.9	80t	45	1961-72
5. 4045	Alan Ameche	964	4.2	79t	40	1955-60
6. 3876	Randy McMillan	990	3.9	42	24	1981-86
7. 3490	Curtis Dickey	800	4.4	67t	26	1980-85
8. 2668	Jerry Hill	706	3.8	50	22	1961, 63-70
9. 2627	Don McCauley	770	3.4	36	40	1971-81
10. 2355	Albert Bentley	517	4.5	70t	19	1985-91



RECORDS

PASS RECEPTIONS

No.	Player	Yardage	Avg.	Long	TD	Seasons
1.	631 Raymond Berry	9275	14.7	70t	68	1955-67
2.	367 Bill Brooks	5350	14.6	84t	27	1986-91
3.	363 Lenny Moore	6039	16.6	82t	48	1956-67
4.	333 Don McCauley	3026	9.1	44	17	1971-81
5.	320 John Mackey	5126	16.0	89t	38	1963-71
6.	303 Jimmy Orr	5859	19.3	84	50	1961-70
7.	298 Lydell Mitchell	2523	8.4	40t	14	1972-77
8.	254 Roger Carr	4690	18.5	90t	29	1974-81
9.	249 Tom Matte	2869	11.5	88t	12	1961-72
10.	234 Matt Bouza	3064	13.1	44t	17	1982-89

PASSING YARDAGE

Yardage	Player	Completions/ Attempts	Pct.	Int.	TD	Seasons
1.	39768 John Unitas	2796-5110	54.7	246	287	1956-72
2.	17663 Bert Jones	1382-2464	56.1	97	122	1973-81
3.	7474 Mike Pagel	587-1155	50.8	47	39	1982-85
4.	7384 Jack Trudeau	622-1193	52.1	47	35	1986-91
5.	5666 Earl Morrall	363-676	53.7	40	47	1968-71
6.	5062 Jeff George	473-819	57.8	25	26	1990-91
7.	3471 Marty Domres	293-576	50.9	31	21	1972-75
8.	3402 Greg Landry	308-533	57.8	19	17	1979-81
9.	3295 Gary Hogeboom	260-443	58.7	18	22	1986-88
10.	2820 George Shaw	210-410	51.2	31	21	1955-58

RECEIVING YARDAGE

Yardage	Player	Receptions	Avg.	Long	TD	Seasons
1.	9275 Raymond Berry	631	14.7	70t	68	1955-67
2.	6039 Lenny Moore	363	16.6	82t	48	1956-67
3.	5859 Jimmy Orr	303	19.3	84	50	1961-70
4.	5350 Bill Brooks	367	14.6	84t	27	1986-91
5.	5126 John Mackey	320	16.0	89t	38	1963-71
6.	4690 Roger Carr	254	18.5	90t	29	1974-81
7.	3635 Jim Mutscheller	219	16.6	66t	40	1954-61
8.	3547 Glenn Doughty	219	16.2	66t	24	1972-79
9.	3064 Matt Bouza	234	13.1	44t	17	1982-89
10.	3026 Don McCauley	333	9.1	44	17	1971-81

SCORING

Points	Player	TDR	TDP	TDRt	FG	PAT	Seasons
1.	678 Lenny Moore	63	48	2	0	0	1956-67
2.	586* Lou Michaels	0	0	0	107	263	1964-69
3.	533 Dean Biasucci	0	0	0	118	179	1984, 1986-91
4.	408 Raymond Berry	0	68	0	0	0	1955-67
5.	394 Toni Linhart	0	0	0	70	184	1974-79
6.	348 Don McCauley	40	17	1	0	0	1971-81
7.	342 Tom Matte	45	12	0	0	0	1961-72
8.	312 Steve Myhra	0	0	0	44	180	1957-61
9.	300 Jimmy Orr	0	50	0	0	0	1961-70
10.	264 Alan Ameche	40	4	0	0	0	1955-60

*Includes one safety

INTERCEPTIONS

No.	Player	Yardage	Avg.	Long	TD	Seasons
1.	57 Bob Boyd	994	17.4	74	4	1960-68
2.	37 Don Shinnick	255	6.9	23	0	1957-68
3.	34 Jerry Logan	397	11.7	38t	5	1963-72
4.	32 Andy Nelson	365	11.4	69	3	1957-63
5.	31 Rick Volk	518	16.7	94t	1	1967-75
6.	27 Milt Davis	410	15.2	75t	3	1957-60
7.	25 Stan White	348	13.9	40	2	1972-79
8.	24 Bert Rechichar	296	12.3	42	1	1953-59
9.	24 Eugene Daniel	218	9.1	41t	1	1984-91
10.	21 Bill Pellington	248	11.8	30t	1	1953-64



TOP SEASONAL PERFORMANCES

RUSHING YARDAGE

	Yardage	Player	Attempts	Season
1.	1659	Eric Dickerson	388	1988
2.	1311	Eric Dickerson	314	1989
3.	1200	Lydell Mitchell	289	1976
4.	1193	Lydell Mitchell	289	1975
5.	1159	Lydell Mitchell	301	1977
6.	1122	Curtis Dickey	254	1983
7.	1011	Eric Dickerson	223	1987
8.	963	Lydell Mitchell	253	1973
9.	961	Alan Ameche	213	1955
10.	956	Joe Washington	240	1978

PASS RECEPTIONS

	Receptions	Player	Yardage	Season
1.	82	Joe Washington	750	1979
2.	75	Raymond Berry	873	1961
3.	74	Raymond Berry	1298	1960
4.	72	Lydell Mitchell	544	1974
5.	72	Bill Brooks	888	1991
6.	71	Lydell Mitchell	620	1977
7.	71	Matt Bouza	830	1986
8.	71	Albert Bentley	664	1990
9.	66	Raymond Berry	959	1959
10.	65	Bill Brooks	1131	1986

RECEIVING YARDAGE

	Yardage	Player	Receptions	Season
1.	1298	Raymond Berry	74	1960
2.	1131	Bill Brooks	65	1986
3.	1112	Roger Carr	43	1976
4.	974	Jimmy Orr	55	1962
5.	959	Raymond Berry	66	1959
6.	938	Lenny Moore	50	1958
7.	936	Lenny Moore	45	1960
8.	924	Roger Carr	61	1980
9.	924	Jessie Hester	54	1990
10.	919	Bill Brooks	63	1989

PASSING YARDAGE

	Yardage	Player	Completions/ Attempts	Pct.	Int.	TD	Season
1.	3481	John Unitas	237-410	57.8	12	20	1963
2.	3428	John Unitas	255-436	58.5	16	20	1967
3.	3134	Bert Jones	248-446	55.6	21	23	1980
4.	3104	Bert Jones	207-343	60.4	9	24	1976
5.	3099	John Unitas	190-378	50.3	24	25	1960
6.	3094	Bert Jones	244-426	57.3	20	21	1981
7.	2990	John Unitas	229-420	54.5	24	16	1961
8.	2967	John Unitas	222-389	57.1	23	23	1962
9.	2932	Greg Landry	270-457	59.1	15	15	1979
10.	2910	Jeff George	292-485	60.2	12	10	1991



RECORDS

SCORING

	Points	Player	TD	FG	PAT	Other	Season
1.	120	Lenny Moore	20	0	0	0	1964
2.	114	Dean Biasucci	0	25	39	0	1988
3.	112	Raul Allegre	0	30	22	0	1983
4.	109	Toni Linhart	0	20	49	0	1976
5.	106	Lou Michaels	0	20	46	0	1967
6.	104	Jim Martin	0	24	32	0	1963
7.	104	Lou Michaels	0	17	53	0	1964
8.	102	Lou Michaels	0	18	48	0	1968
9.	101	Lou Michaels	0	17	48	Safety	1965
10.	98	Lou Michaels	0	21	35	0	1966

PUNTING AVERAGE

	Average	Player	No.	Yards	Long	BLK	Season
1.	45.9	Rohn Stark	78	3584	68	2	1985
2.	45.6	David Lee	49	2233	64	1	1966
3.	45.3	Rohn Stark	91	4124	68	0	1983
4.	45.3	David Lee	57	2580	66	0	1969
5.	45.2	Rohn Stark	76	3432	63	0	1986
6.	44.8	David Lee	63	2820	62	1	1970
7.	44.7	Rohn Stark	98	4383	72	0	1984
8.	44.4	Rohn Stark	46	2044	60	0	1982
9.	43.5	Rohn Stark	64	2784	65	0	1988
10.	43.4	Rohn Stark	71	3084	61	1	1990

INTERCEPTIONS

	No.	Player	Yards	Avg.	Long	TD	Season
1.	11	Tom Keane	118	10.7	35	0	1953
2.	10	Milt Davis	219	21.9	75	2	1957
3.	10	Lyle Blackwood	163	16.3	37	0	1977
4.	9	Bob Boyd	185	20.6	47	0	1964
5.	9	Bob Boyd	78	8.7	24	1	1965
6.	8	Andy Nelson	199	24.9	69	1	1958
7.	8	Ray Brown	149	18.6	30	0	1958
8.	8	Bob Boyd	160	20.0	49	1	1968
9.	8	Charlie Stukes	95	11.9	40	0	1971
10.	8	Stan White	135	16.9	32	1	1975

TOP SINGLE GAME PERFORMANCES

100-YARD RUSHING GAMES

	Yardage	Attempts	Player	Opponent	Date
1.	198	22	Norm Bulaich	New York Jets	Sept. 19, 1971
2.	196	33	Eric Dickerson	Tampa Bay Buccaneers	Dec. 27, 1987
3.	194	21	Alan Ameche	Chicago Bears	Sept. 25, 1955
4.	185	13	Lenny Moore	Green Bay Packers	Oct. 28, 1956
5.	178	26	Lydell Mitchell	Kansas City Chiefs	Nov. 30, 1975
6.	170	27	George Wonsley	Detroit Lions	Sept. 22, 1985
7.	169	30	Eric Dickerson	San Diego Chargers	Oct. 23, 1988
8.	169	31	Eric Dickerson	Miami Dolphins	Dec. 4, 1988
9.	166	36	Eric Dickerson	Buffalo Bills	Dec. 18, 1988
10.	162	20	Alan Ameche	Los Angeles Rams	Nov. 25, 1956
11.	162	25	Albert Bentley	Los Angeles Raiders	Dec. 21, 1986
12.	159	21	Eric Dickerson	Denver Broncos	Oct. 31, 1988
13.	159	25	Chuck Banks	New York Jets	Oct. 11, 1987
14.	156	40	Lydell Mitchell	New York Jets	Oct. 20, 1974
15.	154	30	Eric Dickerson	Miami Dolphins	Nov. 15, 1987
16.	153	21	Alan Ameche	Detroit Lions	Oct. 1, 1955
17.	152	31	Eric Dickerson	Cincinnati Bengals	Oct. 22, 1989
18.	151	33	Lydell Mitchell	Atlanta Falcons	Nov. 17, 1974
19.	146	16	Randy McMillan	New England Patriots	Sept. 6, 1981

RECORDS



20.	145	29	Albert Bentley	New York Jets	Nov. 1, 1987
21.	143	22	Eric Dickerson	Cincinnati Bengals	Nov. 11, 1990
22.	142	26	Alan Ameche	Chicago Bears	Nov. 16, 1958
23.	142	34	Lydell Mitchell	New England Patriots	Dec. 16, 1973
24.	142	17	Lydell Mitchell	Miami Dolphins	Oct. 9, 1977
25.	138	35	Eric Dickerson	San Diego Chargers	Nov. 8, 1987
26.	137	26	Eric Dickerson	Cleveland Browns	Dec. 10, 1989
27.	136	16	George Taliaferro	Los Angeles Rams	Nov. 22, 1953
28.	136	12	Lenny Moore	Detroit Lions	Oct. 19, 1958
29.	136	28	Lydell Mitchell	Houston Oilers	Nov. 1, 1976
30.	136	27	Eric Dickerson	Houston Oilers	Nov. 29, 1987
31.	133	22	Lydell Mitchell	New Orleans Saints	Sept. 30, 1973
32.	131	31	Eric Dickerson	New York Jets	Nov. 19, 1989
33.	130	15	Curtis Dickey	Dallas Cowboys	Dec. 6, 1981
34.	126	14	Tony Lorick	Chicago Bears	Nov. 8, 1964
35.	126	20	Joe Washington	Miami Dolphins	Oct. 29, 1978
36.	126	24	Randy McMillan	Green Bay Packers	Oct. 27, 1985
37.	125	30	Eric Dickerson	Miami Dolphins	Sept. 25, 1988
38.	123	18	Curtis Dickey	New York Jets	Dec. 4, 1983
39.	122	15	Carl Taseff	Green Bay Packers	Nov. 13, 1954
40.	121	23	Curtis Dickey	St. Louis Cardinals	Sept. 16, 1984
41.	120	11	Lenny Moore	Cleveland Browns	Nov. 11, 1956
42.	120	25	Alan Ameche	San Francisco 49ers	Nov. 22, 1959
43.	120	13	Tom Matte	Los Angeles Rams	Dec. 15, 1963
44.	119	23	Lydell Mitchell	New York Giants	Dec. 7, 1975
45.	118	9	Lenny Moore	Los Angeles Rams	Oct. 16, 1960
46.	118	29	Eric Dickerson	New England Patriots	Oct. 2, 1988
47.	117	19	John Huzvar	Detroit Lions	Nov. 7, 1953
48.	117	22	Alan Ameche	Green Bay Packers	Oct. 29, 1955
49.	117	21	Tom Matte	Washington Redskins	Nov. 2, 1969
50.	117	27	Eric Dickerson	New England Patriots	Nov. 22, 1987
51.	117	22	Eric Dickerson	Cleveland Browns	Sept. 19, 1988
52.	117	28	Eric Dickerson	New York Jets	Dec. 16, 1990
53.	117	16	Eric Dickerson	Cleveland Browns	Dec. 1, 1991
54.	116	11	Tom Matte	New York Jets**	Jan. 12, 1969
55.	116	25	Norm Bulaich	Cincinnati Bengals***	Dec. 26, 1971
56.	116	21	Eric Dickerson	Los Angeles Rams	Sept. 17, 1989
57.	115	12	Curtis Dickey	Denver Broncos	Sept. 20, 1981
58.	115	27	Lydell Mitchell	Dallas Cowboys	Sept. 26, 1976
59.	115	23	Eric Dickerson	San Diego Chargers	Dec. 20, 1987
60.	114	8	Lenny Moore	San Francisco 49ers	Nov. 30, 1958
61.	114	32	Lydell Mitchell	Seattle Seahawks	Sept. 18, 1977
62.	114	16	Randy McMillan	Buffalo Bills	Sept. 30, 1984
63.	112	26	Don McCauley	New York Jets	Oct. 22, 1972
64.	112	27	Lydell Mitchell	Buffalo Bills	Nov. 9, 1975
65.	112	20	Randy McMillan	Buffalo Bills	Oct. 6, 1985
66.	111	29	Lydell Mitchell	Washington Redskins	Nov. 7, 1977
67.	110	17	Tom Matte	Detroit Lions	Nov. 19, 1967
68.	110	23	Curtis Dickey	Houston Oilers	Dec. 18, 1983
69.	110	20	Eric Dickerson	Miami Dolphins	Dec. 30, 1990
70.	109	20	Don McCauley	New Orleans Saints	Sept. 30, 1973
71.	109	19	Randy McMillan	Philadelphia Eagles	Oct. 30, 1983
72.	109	24	Eric Dickerson	Houston Oilers	Sept. 4, 1988
73.	108	18	Alan Ameche	Cleveland Browns	Nov. 11, 1956
74.	108	15	Norm Bulaich	New York Giants	Oct. 17, 1971
75.	108	13	Randy McMillan	Tampa Bay Buccaneers	Dec. 15, 1985
76.	107	21	Eric Dickerson	Miami Dolphins	Dec. 17, 1989
77.	107	19	Lydell Mitchell	Buffalo Bills	Oct. 12, 1975
78.	106	22	Joe Washington	Cincinnati Bengals	Nov. 4, 1979
79.	106	26	Lydell Mitchell	Miami Dolphins	Nov. 23, 1975
80.	106	27	Lydell Mitchell	Cincinnati Bengals	Sept. 19, 1976
81.	106	19	Eric Dickerson	San Francisco 49ers	Sept. 10, 1989
82.	104	35	Lydell Mitchell	Miami Dolphins	Dec. 9, 1973
83.	102	16	Curtis Dickey	New England Patriots	Nov. 23, 1980
84.	100	17	Albert Bentley	Buffalo Bills	Oct. 6, 1985

*NFL Record **Super Bowl III ***AFC Playoff

Career 100-Yard Games—Dickerson, 24; Mitchell, 16; Ameche, 7; Dickey, 6; McMillan, 6; Moore, 5; Matte, 4; Bentley, 3; Bulaich, 3; McCauley, 2; Washington, 2; Banks 1; Huzvar, 1; Lorick, 1; Taseff, 1; Taliaferro, 1; Wonsley, 1

RECEIVING YARDAGE

	Yardage	Receptions	Player	Opponent	Date
1.	224	12	Raymond Berry	Washington Redskins	Nov. 10, 1957
2.	210	5	Roger Carr	New York Jets	Oct. 2, 1976
3.	198	6	Roger Carr	Cincinnati Bengals	Sept. 19, 1976
4.	195	4	Raymond Berry	Dallas Cowboys	Oct. 30, 1960
5.	190	11	Ed Hinton	Kansas City Chiefs	Sept. 28, 1970



RECORDS

6.	187	6	Roger Carr	New England Patriots	Sept. 18, 1978
7.	186	11	Raymond Berry	Detroit Lions	Oct. 23, 1960
8.	184	11	Willie Richardson	Philadelphia Eagles	Sept. 24, 1967
9.	181	6	Lenny Moore	New York Giants	Nov. 9, 1958
10.	180	6	Lenny Moore	San Francisco 49ers	Dec. 8, 1957

Career 100-Yard Games—Berry, 23; Moore, 19; Orr, 18; Carr, 10; Brooks, 9; Mackey, 7; Doughty, 6; Mutscheller, 6; W. Richardson, 5; Chester, 3; Hinton, 3; Rison, 3; Mitchell, 2; Hester, 2; Washington, 2; Bentley, 1; Bouza, 1; Butler, 1; Capers, 1; Henry, 1; Johnson, 1; Murray, 1; Porter, 1.

PASSING YARDAGE

	Yardage	Completions/ Attempts	Player	Opponent	Date
1.	401	22-32	John Unitas	Atlanta Falcons	Sept. 17, 1967
2.	397	23-41	John Unitas	Cleveland Browns	Nov. 1, 1959
3.	385	19-34	John Unitas	Minnesota Vikings	Dec. 16, 1962
4.	385	36-53	Bert Jones	New York Jets	Dec. 15, 1974
5.	376	17-24	John Unitas	Detroit Lions	Nov. 10, 1963
6.	376	33-44	John Unitas	New York Jets	Sept. 24, 1972
7.	370	17-20	John Unitas	Atlanta Falcons	Nov. 12, 1967
8.	367	25-36	John Unitas	Washington Redskins	Dec. 8, 1962
9.	359	27-57	Jack Trudeau	New York Jets	Nov. 16, 1986
10.	357	20-27	Bert Jones	Miami Dolphins	Sept. 27, 1981
11.	357	22-40	John Unitas	Detroit Lions	Dec. 4, 1960

Career 300-Yard Games—Unitas, 27; Jones, 8; Trudeau, 4; George, 2; Morrall, 2; Hogeboom, 1; Landry, 1.

PASS RECEPTIONS

	Receptions	Yardage	Player	Opponent	Date
1.	13	130	Joe Washington	Kansas City Chiefs	Sept. 2, 1979
2.	13	82	Lydell Mitchell	New York Jets	Dec. 15, 1974
3.	12	224	Raymond Berry	Washington Redskins	Nov. 10, 1957
4.	12	178	Raymond Berry	New York Giants*	Dec. 28, 1958
5.	12	64	Lydell Mitchell	New York Jets	Nov. 28, 1976
6.	11	156	Raymond Berry	Cleveland Browns	Nov. 1, 1959
7.	11	186	Raymond Berry	Detroit Lions	Oct. 23, 1960
8.	11	184	Willie Richardson	Philadelphia Eagles	Sept. 24, 1967
9.	11	190	Eddie Hinton	Kansas City Chiefs	Sept. 28, 1970
10.	11	90	Lydell Mitchell	Denver Broncos	Nov. 10, 1974
11.	11	112	Don McCauley	Denver Broncos	Nov. 27, 1977
12.	11	88	Curtis Dickey	Cincinnati Bengals	Oct. 11, 1981
13.	11	68	Randy McMillan	New York Jets	Nov. 8, 1981
14.	11	87	Anthony Johnson	New England Patriots	Sept. 1, 1991

*NFL Championship

Career Games 10 Receptions or More—Berry, 9; Mitchell, 3; McCauley, 3; Washington, 3; Johnson, 2; Brooks, 1; Hinton, 1; Richardson, 1; Dickey, 1; McMillan, 1.

RECORDS



YEAR-BY-YEAR LEADERS

SCORING

	TD	PAT	FG	TP
1953 Bert Rechichar	3	0- 0	5-12	33
1954 Gary Kerkorian	1	11-12	5-10	32
1955 Bert Rechichar	0	25-26	10-24	55
1956 Lenny Moore	9	0- 0	0- 0	54
1957 Lenny Moore	11	0- 0	0- 0	66
1958 Lenny Moore	14	0- 0	0- 0	84
1959 Raymond Berry	14	0- 0	0- 0	84
1960 Lenny Moore	13	0- 0	0- 0	78
1961 Steve Myhra	0	33-34	21-39	96
1962 Dick Bielski	2	25-28	11-25	70
1963 Jim Martin	0	32-35	24-39	104
1964 Lenny Moore	20	0- 0	0- 0	120
1965 Lou Michaels	0	48-48	17-28	99
1966 Lou Michaels	0	35-36	21-39	98
1967 Lou Michaels	0	46-48	20-37	106
1968 Lou Michaels	0	48-50	18-28	102
1969 Tom Matte	13	0- 0	0- 0	78
1970 Jim O'Brien	0	36-38	19-34	93
1971 Jim O'Brien	0	35-36	20-29	95
1972 Jim O'Brien	2	24-24	13-31	75
1973 George Hunt	0	22-24	16-28	70
1974 Toni Linhart	0	22-22	12-20	58
1975 Lydell Mitchell	15	0- 0	0- 0	90
1976 Toni Linhart	0	49-51	20-27	109
1977 Toni Linhart	0	32-35	17-26	83
1978 Toni Linhart	0	27-31	8-17	51
1979 Steve Mike-Mayer	0	28-29	11-20	61
1980 Steve Mike-Mayer	0	43-46	12-23	79
1981 Curtis Dickey	10	0- 0	0- 0	60
1982 Mike Wood	0	6- 6	6-10	24
1983 Raul Allegre	0	22-24	30-35	112
1984 Raul Allegre	0	14-14	11-18	47
1985 Raul Allegre	0	36-39	16-26	84
1986 Dean Biasucci	0	26-27	13-25	65
1987 Dean Biasucci	0	24-24	24-27	96
1988 Dean Biasucci	0	39-40	25-32	114
1989 Dean Biasucci	0	31-32	21-27	94
1990 Dean Biasucci	0	32-33	17-24	83
1991 Dean Biasucci	0	14-14	15-26	59

RUSHING

	Yards	Attempts	Avg.	Long	TD
1953 John Huzvar	515	119	4.3	36	4
1954 Buddy Young	311	70	4.4	57	2
1955 Alan Ameche	961	213	4.5	79	9
1956 Alan Ameche	858	178	4.8	43	8
1957 Alan Ameche	493	144	3.4	49	5
1958 Alan Ameche	791	171	4.6	22	8
1959 Alan Ameche	679	178	3.8	26	7
1960 Lenny Moore	374	91	4.1	57	4
1961 Joe Perry	675	168	4.0	27	3
1962 Lenny Moore	470	106	4.4	25	2
1963 Tom Matte	541	133	4.1	31	4
1964 Lenny Moore	584	157	3.7	32	16
1965 Jerry Hill	516	147	3.5	20	5
1966 Tony Lorick	524	143	3.7	41	3
1967 Tom Matte	636	147	4.3	30	9
1968 Tom Matte	662	183	3.6	23	9
1969 Tom Matte	909	235	3.9	26	11
1970 Norm Bulaich	426	139	3.0	15	3
1971 Norm Bulaich	741	152	4.9	67	8
1972 Don McCauley	675	178	3.8	36	2
1973 Lydell Mitchell	963	253	3.8	36	2
1974 Lydell Mitchell	757	214	3.5	31	5
1975 Lydell Mitchell	1193	289	4.1	70	11
1976 Lydell Mitchell	1200	289	4.2	43	5
1977 Lydell Mitchell	1159	301	3.9	64	3
1978 Joe Washington	956	240	4.0	29	0
1979 Joe Washington	884	242	3.6	26	4
1980 Curtis Dickey	800	176	4.5	51t	11
1981 Curtis Dickey	779	164	4.8	67t	7
1982 Randy McMillan	305	101	3.0	13	1
1983 Curtis Dickey	1122	254	4.4	56	4
1984 Randy McMillan	705	163	4.3	31	5
1985 Randy McMillan	858	190	4.5	38	7
1986 Randy McMillan	609	189	3.2	28	3
1987 Eric Dickerson	1011	223	4.5	53	5
1988 Eric Dickerson	1659	388	4.3	41t	14
1989 Eric Dickerson	1311	314	4.2	21t	7
1990 Eric Dickerson	677	166	4.1	43	4
1991 Eric Dickerson	536	167	3.2	28	2



RECORDS

PASSING

	Attempts	Comple- tions	Pct.	Yards	TD	Int
1953	Fred Enke	169	71	42.0	1054	8 15
1954	Gary Kerkorian	217	117	53.9	1515	9 12
1955	George Shaw	237	119	50.2	1586	10 19
1956	John Unitas	198	110	55.6	1498	9 10
1957	John Unitas	301	172	57.1	2550	24 17
1958	John Unitas	263	136	51.7	2007	19 7
1959	John Unitas	367	193	52.6	2899	32 14
1960	John Unitas	378	190	50.3	3099	25 24
1961	John Unitas	420	229	54.5	2990	16 24
1962	John Unitas	389	222	57.1	2967	23 23
1963	John Unitas	410	237	57.8	3481	20 12
1964	John Unitas	305	158	51.8	2824	19 6
1965	John Unitas	282	164	58.2	2530	23 12
1966	John Unitas	348	195	56.0	2748	22 24
1967	John Unitas	436	255	58.5	3428	20 16
1968	Earl Morrall	317	182	57.4	2909	26 17
1969	John Unitas	327	178	54.4	2342	12 20
1970	John Unitas	321	166	51.7	2213	14 18
1971	John Unitas	176	92	52.3	942	3 9
1972	Marty Domres	222	115	51.8	1392	11 6
1973	Marty Domres	191	93	48.7	1153	9 13
1974	Bert Jones	270	143	53.0	1610	8 12
1975	Bert Jones	344	203	59.0	2483	18 8
1976	Bert Jones	343	207	60.4	3104	24 9
1977	Bert Jones	393	224	57.0	2686	17 11
1978	Bill Troup	296	154	52.0	1882	10 21
1979	Greg Landry	457	270	59.1	2932	15 15
1980	Bert Jones	446	248	55.6	3134	23 21
1981	Bert Jones	426	244	57.3	3094	21 20
1982	Mike Pagel	221	111	50.2	1281	5 7
1983	Mike Pagel	328	163	49.7	2353	12 17
1984	Mike Pagel	212	114	53.8	1426	8 8
1985	Mike Pagel	394	199	50.5	2414	14 15
1986	Jack Trudeau	417	204	48.9	2225	8 18
1987	Jack Trudeau	229	128	55.9	1587	6 6
1988	Chris Chandler	233	129	55.4	1619	8 12
1989	Jack Trudeau	362	190	52.5	2317	15 13
1990	Jeff George	334	181	54.2	2152	16 13
1991	Jeff George	485	292	60.2	2910	10 12

PASS RECEPTIONS

	No.	Yards	Avg.	Long	TD
1953	Dan Edwards	35	312	8.9	32 3
1954	Dan Edwards	40	531	13.3	42 1
1955	Jim Mutscheller	33	518	15.7	48 7
1956	Jim Mutscheller	44	715	16.3	53 6
1957	Raymond Berry	47	800	17.0	67 6
1958	Raymond Berry	56	794	14.2	54 9
1959	Raymond Berry	66	959	14.5	55 14
1960	Raymond Berry	74	1298	17.5	70 10
1961	Raymond Berry	75	837	11.6	44 0
1962	Jimmy Orr	55	974	17.7	80 11
1963	Tom Matte	48	466	9.7	49 1
1964	Raymond Berry	43	663	15.4	46 6
1965	Raymond Berry	58	739	12.7	40 7
1966	Raymond Berry	56	786	14.0	40 7
1967	Willie Richardson	63	860	13.7	31 8
1968	John Mackey	45	644	14.3	45 5
1969	Willie Richardson	43	646	15.0	39 3
1970	Eddie Hinton	47	733	15.3	40 5
1971	Tom Mitchell	33	402	12.2	35 0
1972	Tom Mitchell	40	494	12.3	34 4
1973	Glenn Doughty	26	584	22.5	66 4
1974	Lydell Mitchell	72	544	7.6	24 2
1975	Lydell Mitchell	60	544	9.1	35 4
1976	Lydell Mitchell	60	555	9.3	40 3
1977	Lydell Mitchell	71	620	8.7	38 4
1978	Joe Washington	45	377	8.4	33 1
1979	Joe Washington	82	750	9.1	43t 3
1980	Roger Carr	61	924	15.1	43 5
1981	Randy McMillan	50	466	9.3	31 1
1982	Matt Bouza	22	287	13.0	34 2
1983	Bernard Henry	30	416	13.9	40t 4
1984	Ray Butler	43	664	15.4	74t 6
1985	Pat Beach	36	376	10.4	30 6
1986	Matt Bouza	71	830	11.7	33 5
1987	Bill Brooks	51	722	14.2	52t 3
1988	Bill Brooks	54	867	16.1	53t 3
1989	Bill Brooks	63	919	14.6	55t 4
1990	Albert Bentley	71	664	9.4	73 2
1991	Bill Brooks	72	888	12.3	46 4

RECORDS



KICKOFF RETURNS

	No.	Yards	Avg.	Long	TD
1953 Larry Coutre	12	318	26.5	78	0
1954 Buddy Young	13	308	23.7	30	0
1955 Bob White	14	400	28.6	54	0
1956 Billy Vessels	16	379	23.7	42	0
1957 Jack Call	14	329	23.5	45	0
1958 Lenny Lyles	11	398	36.2	103t	2
1959 Johnny Sample	17	457	26.9	80	0
1960 Johnny Sample	18	519	28.8	94	1
1961 Lenny Lyles	28	672	24.0	64	0
1962 Bake Turner	20	504	25.2	37	0
1963 Tom Matte	16	331	20.7	34	0
1964 Tony Lorick	13	385	29.6	71	0
1965 Alvin Haymond	20	614	30.7	53	0
1966 Lenny Moore	18	453	25.2	54	0
1967 Lenny Moore	16	392	24.4	37	0
1968 Preston Pearson	15	527	30.4	102t	2
1969 Jim Duncan	19	560	29.5	92	1
1970 Jim Duncan	20	707	35.4	99	1
1971 Charlie Pittman	14	330	23.6	37	0
1972 Bruce Laird	29	843	29.1	73	0
1973 Cotton Speyrer	17	496	29.1	101t	1
1974 Bruce Laird	19	499	26.3	55	0
1975 Bruce Laird	31	799	25.8	65	0
1976 Howard Stevens	30	710	23.7	83	0
1977 Bruce Laird	24	541	22.5	35	0
1978 Marshall Johnson	41	927	22.6	57	0
1979 Nesby Glasgow	50	1126	22.5	58	0
1980 Nesby Glasgow	33	743	22.5	44	0
1981 Zachary Dixon	36	737	20.5	46	0
1982 Larry Anderson	27	517	19.1	33	0
1983 Kendall Williams	20	490	24.5	90	0
1984 Phil Smith	32	651	20.3	96t	1
1985 Albert Bentley	27	674	25.0	48	0
1986 Albert Bentley	32	687	21.5	37	0
1987 Albert Bentley	22	500	22.7	45	0
1988 Albert Bentley	39	775	19.9	40	0
1989 Clarence Verdin	19	371	19.5	29	0
1990 Stacey Simmons	19	348	18.3	34	0
1991 Clarence Verdin	36	689	19.1	88t	1

PUNT RETURNS

	No.	Yards	Avg.	Long	TD	FC
1953 George Taliaferro	10	31	3.1	7	0	
1954 Buddy Young	14	60	4.3	16	0	
1955 Bert Rechichar	30	121	4.0	24	0	
1956 Carl Taseff	27	233	8.6	90	1	
1957 Bert Rechichar	22	71	3.2	22	0	
1958 Carl Taseff	29	196	6.8	33	0	
1959 Carl Taseff	15	104	6.9	25	0	
1960 Johnny Sample	14	101	7.2	26	0	
1961 Bob Boyd	18	173	9.6	46	0	
1962 Bake Turner	9	94	10.4	43	0	
1963 Jerry Logan	28	279	10.0	38	0	0
1964 Wendell Harris	17	214	12.6	39	0	5
1965 Alvin Haymond	41	403	9.8	55	0	9
1966 Alvin Haymond	40	347	8.7	64	0	8
1967 Alvin Haymond	26	155	6.0	31	0	4
1968 Rick Volk	25	198	7.9	24	0	7
1969 Rick Volk	10	58	5.8	14	0	6
1970 Ron Gardin	28	330	11.8	80	1	20
1971 Rick Volk	22	118	5.4	18	0	20
1972 Bruce Laird	34	303	8.9	42	0	11
1973 Bruce Laird	15	72	4.8	13	0	6
1974 Tim Berra	16	114	7.1	14	0	2
1975 Howard Stevens	36	396	11.0	53	0	8
1976 Howard Stevens	39	315	7.9	44	0	9
1977 Howard Stevens	34	301	8.9	24	0	6
1978 Marshall Johnson	25	143	5.7	17	0	10
1979 Nesby Glasgow	44	352	8.0	75t	1	11
1980 Nesby Glasgow	23	187	8.1	20	0	15
1981 David Shula	10	50	5.0	11	0	7
1982 Larry Anderson	8	54	6.8	28	0	4
1983 Larry Anderson	20	138	6.9	20	0	4
1984 Larry Anderson	27	182	6.7	19	0	7
1985 Robbie Martin	40	443	11.1	70t	1	7
1986 Bill Brooks	18	141	7.8	18	0	7
1987 Bill Brooks	22	136	6.2	17	0	9
1988 Clarence Verdin	22	239	10.9	73t	1	7
1989 Clarence Verdin	23	296	12.9	49t	1	5
1990 Clarence Verdin	28	352	12.6	36	0	3
1991 Clarence Verdin	25	165	6.6	22	0	10



RECORDS

INTERCEPTIONS

	No.	Yards	Avg.	Long	TD
1953 Tom Keane	11	118	10.7	35	0
1954 Don Shula	5	84	16.8	25	0
Tom Keane	5	22	4.4	7	0
1955 Bert Rechichar	6	109	18.2	40	0
1956 Bert Rechichar	4	63	15.8	42	0
1957 Milt Davis	10	219	21.9	75	2
1958 Andy Nelson	8	199	24.9	69	1
Ray Brown	8	149	18.6	30	0
1959 Milt Davis	7	119	17.0	57	1
Don Shinnick	7	70	10.0	23	0
1960 Bob Boyd	7	132	18.9	74	0
1961 Gary Glick	4	18	4.5	10	0
1962 Bob Boyd	7	163	23.3	38	0
1963 Jim Welch	4	49	12.3	15	0
1964 Bob Boyd	9	185	20.6	47	0
1965 Bob Boyd	9	78	8.7	24	1
1966 Bob Boyd	6	114	19.0	37	1
1967 Bob Boyd	6	145	24.2	41	1
Rick Volk	6	145	24.2	94	1
1968 Bob Boyd	8	160	20.0	49	1
1969 Rick Volk	4	36	9.0	23	0
1970 Jerry Logan	6	92	15.3	33	2
1971 Charlie Stukes	8	95	11.9	40	0
1972 Charlie Stukes	5	23	4.6	11	0
1973 Stan White	4	40	10.0	22	1
1974 Mike Curtis	3	24	8.0	11	0
1975 Stan White	8*	135	16.9	32	1
1976 Jackie Wallace	5	105	21.0	41	0
1977 Lyle Blackwood	10	163	16.3	37	0
1978 Norm Thompson	6	52	8.7	31	0
1979 Sanders Shiver	4	85	21.2	52	0
Lyle Blackwood	4	63	15.8	27	0
Larry Braziel	4	49	12.2	31t	1
1980 Bruce Laird	5	71	14.2	18	0
1981 Bruce Laird	3	59	19.7	24	0
Larry Braziel	3	35	11.7	27	0
1982 Kim Anderson	2	25	12.5	25	0
1983 Derrick Hatchett	4	36	9.0	25	0
1984 Eugene Daniel	6	25	4.2	18	0
1985 Eugene Daniel	8	53	6.6	29	0
1986 Leonard Coleman	4	36	9.0	31	0
1987 Mike Prior	6	57	9.5	38	0
1988 Willie Tullis	4	36	9.0	20	0
1989 Keith Taylor	7	225	32.1	80t	1
1990 Mike Prior	3	66	22.0	36	0
1991 John Baylor	4	50	12.5	32	0

*NFL Record (Linebackers)

PUNTING

	No.	Yards	Avg.	Long	Blk
1953 George Taliaferro	65	2437	37.5	61	0
1954 Cotton Davidson	72	2678	37.2	55	1
1955 Monte Brethauer	55	2161	39.3	56	0
1956 Bert Rechichar	33	1277	38.7	56	0
1957 Cotton Davidson	47	1663	35.4	56	0
1958 Ray Brown	41	1635	39.9	60	0
1959 Dave Sherer	51	2132	41.8	60	0
1960 Ray Brown	52	2001	38.5	55	0
1961 Tom Gilburg	42	1804	43.0	61	0
1962 Tom Gilburg	57	2384	41.8	62	0
1963 Tom Gilburg	52	2173	41.8	64	0
1964 Joe Don Looney	32	1358	42.4	64	0
1965 Tom Gilburg	54	2139	39.6	66	0
1966 David Lee	49	2233	45.6	64	1
1967 David Lee	49	2079	42.4	68	0
1968 David Lee	49	1833	39.4	59	1
1969 David Lee	57	2580	45.3	66	0
1970 David Lee	63	2820	44.7	62	1
1971 David Lee	62	2542	41.0	76	0
1972 David Lee	57	2400	42.1	60	1
1973 David Lee	62	2398	38.7	60	2
1974 David Lee	71	2634	37.1	58	1
1975 David Lee	86	3402	39.6	62	1
1976 David Lee	59	2342	39.7	56	0
1977 David Lee	82	3142	38.3	59	2
1978 David Lee	92	3513	38.2	67	2
1979 Bucky Dilts	99	3657	36.9	53	2
1980 Mike Bragg	82	3203	39.1	59	2
1981 Mike Garrett	78	3071	39.4	57	0

RECORDS



1982	Rohn Stark46	2044	44.4	60	0
1983	Rohn Stark93	4124	45.3*	68	0
1984	Rohn Stark98	4383	44.7	72	0
1985	Rohn Stark78	3584	45.9*	68	2
1986	Rohn Stark76	3432	45.2*	63	0
1987	Rohn Stark61	2440	40.0	63	2
1988	Rohn Stark64	2784	43.5	65	0
1989	Rohn Stark79	3392	42.9	64	1
1990	Rohn Stark71	3084	43.4	61	1
1991	Rohn Stark82	3492	42.6	65	0

*Led NFL

TOP INDIVIDUAL GAME PERFORMANCES AGAINST THE COLTS

MOST YARDS RUSHING

205, Dan Towler vs. Los Angeles, Nov. 22, 1953.

LONGEST RUN FROM SCRIMMAGE

81, Rick Casares at Chicago Bears, Oct. 16, 1955.

MOST PASS ATTEMPTS

62, Joe Namath at N.Y. Jets, Oct. 18, 1970.

MOST PASS COMPLETIONS

34, Joe Namath at N.Y. Jets, Oct. 18, 1970.

HIGHEST PASS COMPLETION PERCENTAGE

86.2, Ken Stabler vs. Oakland, Oct. 28, 1973.

MOST PASSING YARDAGE (GROSS)

496, Joe Namath vs. N.Y. Jets, Sept. 24, 1972.

LONGEST PASS PLAY

99t, Karl Sweetan to Pat Studstill vs. Detroit, Oct. 16, 1966.

MOST TOUCHDOWN PASSES

7, Joe Kapp at Minnesota, Sept. 28, 1969.

MOST PASS RECEPTIONS

13, Al Toon vs. N.Y. Jets, Nov. 6, 1988.

MOST PASS RECEIVING YARDAGE

231, Dave Parks vs. San Francisco, Oct. 3, 1965.

MOST TOUCHDOWNS SCORED

5, Jim Brown vs. Cleveland, Nov. 1, 1959.

5, Paul Hornung vs. Green Bay, Dec. 12, 1965.

MOST TOUCHDOWN PASS RECEPTIONS

3 (15 times) most recently

Henry Ellard vs. Los Angeles Rams, Sept. 17, 1989.

MOST POINTS SCORED

33, Paul Hornung at Green Bay, Oct. 8, 1961 (4 TD, 6 PAT, 1 FG).

MOST FIELD GOALS

5, Curt Knight at Washington, Nov. 18, 1973.

LONGEST FIELD GOAL

56, Chip Lohmiller vs. Washington, Dec. 22, 1990.

MOST PASS INTERCEPTIONS

3, Rich Sowell vs. N.Y. Jets, Sept. 23, 1973.

3, Jim Kerr at Washington, Nov. 26, 1961.

3, Jim Butler vs. Pittsburgh, Nov. 3, 1957.

3, Jack Christiansen at Detroit, Nov. 7, 1953.

LONGEST INTERCEPTION RETURN

92, Erik McMillan at New York Jets, Oct. 1, 1989.

LONGEST KICKOFF RETURN

103, Tom Wilson vs. Los Angeles, Nov. 25, 1956.

103, Herb Adderley at Green Bay, Nov. 18, 1962.

LONGEST PUNT RETURN

80, Stanley Morgan at New England, Nov. 18, 1979.



RECORDS

THE LONGEST IN COLTS HISTORY

RUNNING PLAYS

1. 80t, Tom Matte vs. St. Louis, Oct. 12, 1964.
2. 79t, Alan Ameche vs. Chicago Bears, Sept. 25, 1955.
3. 79t, Lenny Moore vs. Green Bay, Oct. 28, 1956.
4. 73t, Lenny Moore vs. San Francisco, Nov. 30, 1958.
5. 72t, Lenny Moore vs. Green Bay, Oct. 28, 1956.
6. 70t, Albert Bentley at Los Angeles Raiders, Dec. 21, 1986.
7. 70t, Lenny Moore at Cleveland, Nov. 11, 1956.
8. 70t, Lydell Mitchell vs. Kansas City, Nov. 30, 1975.
9. 69t, Ron Lee vs. Houston, Nov. 1, 1976.
10. 67t, Norm Bulaich vs. N.Y. Jets, Sept. 19, 1971.
11. 67t, Curtis Dickey vs. Dallas, Dec. 6, 1981.
12. 67, Owen Gill vs. Houston, Dec. 22, 1985.

PASSING PLAYS

1. 90t, Roger Carr from Bert Jones vs. N.Y. Jets, Nov. 16, 1975.
2. 89t, John Mackey from John Unitas at Los Angeles, Oct. 30, 1966.
3. 89t, Roger Carr from Bert Jones at Buffalo, Nov. 9, 1975.
4. 88t, Tom Matte from John Unitas vs. Atlanta, Sept. 17, 1967.
5. 84t, Bill Brooks from Jack Trudeau at San Francisco, Oct. 5, 1986.
6. 84, Jimmy Orr from Earl Morrall at Atlanta, Sept. 22, 1968.
7. 82t, Buddy Young from George Shaw vs. Green Bay at Milw., Oct. 8, 1955.
8. 82t, Lenny Moore from John Unitas at San Francisco, Dec. 8, 1957.
9. 82t, Clarence Verdin from Chris Chandler at L.A. Rams, Sept. 17, 1989.
10. 80t, Lenny Moore from John Unitas vs. Detroit, Dec. 4, 1960.
11. 80t, Jimmy Orr from John Unitas at Chicago, Oct. 21, 1962.
12. 80t, Lenny Moore from John Unitas vs. Minnesota, Dec. 16, 1962.
13. 80t, Wayne Capers from Mike Pagel vs. Miami, Nov. 17, 1985.

COLTS LASTS

PUNT RETURNED FOR TD

Clarence Verdin at New York Jets, 49 yards, 10/1/89

KICKOFF RETURNED FOR TD

Clarence Verdin at New York Jets, 88 yards, 11/10/91

INTERCEPTION RETURNED FOR TD

Alan Grant vs. Washington, 25 yards, 12/22/90

FUMBLE RETURNED FOR TD

Chris Goode vs. Miami, 54 yards, 10/28/90

PUNT BLOCKED RETURNED FOR TD

Blocked by Chris Goode, recovered by Albert Bentley vs. San Francisco 9/10/89

SHUTOUT SCORED

Indianapolis 16, San Diego 0, 10/23/88

SAFETY

Jeff Leiding at Buffalo, 10/4/87

400 YARDS PASSING

John Unitas vs. Atlanta, 401 yards, 9/17/67

300 YARDS PASSING

Jeff George vs. Detroit, 348 yards, 9/22/91

100 YARDS RUSHING

Eric Dickerson vs. Cleveland, 117 yards, 12/1/91

100 YARDS RECEIVING

Bill Brooks vs. Chicago, 106 yards, 11/17/91

3 TD RECEPTIONS IN GAME

Roger Carr vs. Cincinnati, (68, 22, 65 yards), 9/19/76

4 TD RUSHING IN GAME

Eric Dickerson vs. Denver, (1, 11, 12, 41), 10/31/88

SCORE BY RUSH AND RECEPTION IN GAME

Albert Bentley vs. Kansas City, (10r, 9p), 10/7/90

4 TD PASSING

Jack Trudeau vs. Miami (Rison, 6; Bentley, 6; Pruitt, 5; Boyer 1 yards), 12/17/89

4 TD RUSHING AND RECEIVING

Lydell Mitchell vs. Buffalo (6r, 11r, 25p, 23p), 10/12/75



COLTS PRESEASON RESULTS

PRESEASON SERIES RECORDS

Won 106, Lost 86, Tied 4

	Won	Lost	Tied	First Meeting
Atlanta Falcons	1	6	0	1973
Buffalo Bills	1	0	0	1969
Chicago Bears	4	4	1	1957
Cincinnati Bengals	0	1	0	1985
Cleveland Browns	4	2	0	1953
College All-Stars	3	0	0	1959
Dallas Cowboys	5	3	0	1960
Denver Broncos	5	6	0	1970
Detroit Lions	10	5	1	1964
Green Bay Packers	3	1	0	1980
Houston Oilers	5	1	0	1969
Kansas City Chiefs	2	1	0	1970
Los Angeles Raiders	3	2	0	1968
Miami Dolphins	2	2	0	1968
Minnesota Vikings	3	4	0	1961
New England Patriots	1	0	0	1967
New Orleans Saints	3	4	0	1975
New York Giants	7	5	0	1953
Philadelphia Eagles	9	9	0	1953
Phoenix Cardinals	6	5	1	1953
Pittsburgh Steelers	9	9	0	1953
San Diego Chargers	1	0	0	1969
Seattle Seahawks	1	4	0	1981
Tampa Bay Buccaneers	3	2	0	1977
Washington Redskins	15	10	1	1953

1953: Won 3, Lost 3				
8/15 Phil. at Norfolk	7-10			
8/22 Chi. Card. at Lubbock	10-7			
8/26 Pitt. at Rochester	13-6			
9/7 Cleve. at Akron	21-23			
9/12 NYG at St. Louis	7-10			
9/20 Wash. at Balt.	9-3			
1954: Won 4, Lost 1				
8/14 Phil. at Hershey	10-0			
8/22 Pitt. at Pitt.	27-21			
9/10 Pitt. at Tulsa	16-21			
9/15 Chi. Card. at Chi.	20-2			
9/18 Wash. at Balt.	49-14			
1955: Won 2, Lost 2, Tied 1				
8/31 Phil. at Hershey	6-21			
Fort. Bel. at Westminster	61-0			
8/30 Wash. at Balt.	28-28			
9/6 NYG at Minn.	14-17			
9/18 Pitt. at Buffalo	44-17			
1956: Won 3, Lost 2				
8/11 Phil. at Hershey	24-13			
8/20 NYG at Boston	10-28			
8/25 Pitt. at Cincinnati	37-16			
9/9 Phil. at Louisville	14-19			
9/16 Wash. at Balt.	21-13			
1957: Won 2, Lost 2, Tied 1				
8/17 Phil. at Hershey	17-10			
8/24 Chi. Bears at Cincinnati	27-24			
9/8 Wash. at Balt.	14-24			
9/15 Chi. Card. at Louisville	27-9			
9/21 Chi. Card. at St. Louis	21-27			
1958: Won 2, Lost 3, Tied 1				
8/16 Phil. at Hershey	28-30			
8/23 Chi. Card. at Austin	31-31			
9/29 Wash. at Balt.	27-21			
9/6 Pitt. at Buffalo	10-13			
9/14 NYG at Balt.	7-10			
9/21 NYG at Louisville	42-21			
1959: Won 4, Lost 2				
8/14 Coll. All-Stars at Chi.	29-0			
8/21 NYG at Dallas	28-3			
9/28 Wash. at Balt.	23-10			
9/4 Pitt. at Miami	30-21			
9/13 Phil. at Phil.	13-35			
9/20 Chi. Card. at Louisville	17-31			
1960: Won 3, Lost 3				
8/21 Coll. All-Stars at Chi.	32-7			
8/19 Dall. at Dall.	14-10			
8/26 St. L. at Charleston	21-31			
9/2 Pitt. at Miami	28-34			
9/11 Wash. at Balt.	30-7			
9/17 Phil. at Hershey	21-35			
1961: Won 3, Lost 2				
8/12 Pitt. at Roanoke	20-24			
8/18 Minn. at Balt.	13-3			
8/26 Wash. at Norfolk	41-7			
9/1 Dall. at Norman	24-35			
9/10 NYG at New Haven	49-20			
1962: Won 3, Lost 2, Tied 1				
8/11 Phil. at Hershey	56-28			
8/16 Wash. at Wash.	34-14			
8/25 Dall. at Roanoke	24-10			
9/2 Minn. at Minn.	13-24			
9/9 Pitt. at Pitt.	9-20			
1963: Won 4, Lost 1				
8/10 Phil. at Hershey	26-21			
8/17 Cleve. at Cleve.	21-7			
8/24 Pitt. at Atlanta	17-14			
8/31 Wash. at Norfolk	27-21			
9/7 Chi. at New Orleans	7-14			
1964: Won 3, Lost 1, Tied 1				
8/8 Phil. at Hershey	28-17			
8/14 Det. at Det.	28-28			
8/21 St. L. at St. L.	21-30			
8/27 Wash. at Wash.	41-14			
9/6 Pitt. at Canton	48-17			
1965: Won 5, Lost 0				
8/14 Chi. Bears at Cincinnati	22-10			
8/20 Wash. at Balt.	23-3			
8/28 Chi. Card. at Louisville	38-10			
9/4 Chi. Card. at St. Louis	33-23			
9/11 Phil. at Hershey	33-14			
1966: Won 5, Lost 0				
8/3 Wash. at Wash.	35-0			
8/13 Phil. at New Orleans	31-17			
8/19 St. L. at St. L.	33-7			
8/26 Cleve. at Cleve.	24-17			
9/1 Det. at Det.	20-0			
1967: Won 4, Lost 1				
8/13 Bos. at Bos.	33-3			
8/21 St. L. at St. L.	5-9			
8/26 Det. at Det.	14-5			
8/31 Wash. at Wash.	23-17			
9/9 Dall. at Dall.	33-7			
1968: Won 5, Lost 1				
8/3 Oak. at Oak.	14-12			
8/10 Chi. at Birmingham	10-0			
8/16 Wash. at Wash.	15-13			
8/23 Det. at Det.	7-14			
8/31 Mia. at Mia.	22-13			
9/7 Dall. at Dall.	16-10			



RESULTS

1969: Won 6, Lost 0	
8/2 S.D. at S.D.	26-6
8/9 Oak. at Oak.	34-30
8/15 Hous. at Hous.	33-29
8/22 Buf. at Buf.	20-7
8/30 Mia. at Mia.	23-10
9/14 Dall. at Dall.	23-7
1970: Won 4, Lost 2	
8/8 Oak. at Oak.	33-21
8/14 K.C. at K.C.	17-3
8/22 Den. at Den.	24-7
8/29 Mia. at Mia.	13-20
9/5 Det. at Raleigh	20-14
9/12 Wash. at Wash.	14-17
1971: Won 3, Lost 4	
7/30 Coll. All-Stars at Chi.	24-17
8/7 K.C. at Balt.	3-10
8/14 Chi. at Balt.	21-13
8/22 Det. at Ann Arbor	20-23
8/28 Wash. at Wash.	20-14
9/3 Dall. at Balt.	14-27
9/11 Oak. at Jacksonville	3-24
1972: Won 3, Lost 3	
8/4 Wash. at Tampa	3-33
8/14 Oak. at Oak.	0-16
8/21 K.C. at K.C.	23-17
8/26 Pitt. at Tampa	16-13
9/1 Det. at Tampa	17-24
9/10 Den. at Den.	20-13
1973: Won 2, Lost 4	
8/4 Pitt. at Pitt.	7-34
8/11 Atl. at Atl.	20-34
8/18 Det. at Memphis	32-28
8/25 Wash. at Wash.	3-20
9/1 Hous. at Hous.	9-20
9/9 Den. at Den.	17-10
1974: Won 1, Lost 4	
8/9 Det. at Balt.	3-6
8/17 Cleve. at Tampa	37-3
8/26 Chi. at Balt.	16-20
8/31 Atl. at Atl.	7-23
9/6 Wash. at Wash.	6-7
1975: Won 2, Lost 4	
8/9 Den. at Den.	23-20
8/16 Atl. at Lincoln	3-10
8/22 Pitt. at Balt.	10-31
8/30 N.O. at N.O.	3-27
9/8 Hous. at Hous.	26-21
9/12 Wash. at Balt.	10-24
1976: Won 2, Lost 4	
1/31 Cleve. at Lincoln	21-0
8/6 Wash. at Balt.	20-3
8/14 Chi. at Chi.	14-25
8/20 N.O. at Balt.	20-26
8/28 Atl. at Atl.	7-21
9/2 Det. at Det.	9-24
1977: Won 3, Lost 3	
8/8 Den. at Den.	8-14
8/14 Hous. at Hous.	14-7
8/19 Minn. at Balt.	29-7
8/27 Dall. at Dall.	21-23
9/2 Det. at Balt.	21-10
9/10 T. B. at Tampa Bay	0-14
1978: Won 1, Lost 3	
8/5 Pitt. at Balt.	10-22
8/12 T. B. at Tampa Bay	12-23
8/18 Wash. at Balt.	16-17
8/26 Det. at Det.	13-7
1979: Won 2, Lost 2	
8/3 Phil. at Balt.	17-14
8/11 Cleve. at Cleve.	3-24
8/17 Phil. at Phil.	17-31
8/24 Det. at Balt.	17-7
1980: Won 2, Lost 2	
8/9 Wash. at Balt.	3-13
8/16 G. B. at Mil.	17-3
8/22 NYG at Balt.	37-20
8/29 Atl. at Atl.	35-51
1981: Won 0, Lost 4	
8/8 N.O. at N.O.	23-24
8/15 NYG at E. Rutherford	17-20
8/22 Wash. at Balt.	7-13
8/28 Seattle at Seattle	17-31
1982: Won 3, Lost 2	
8/7 Minn. at Canton	14-30
8/14 NYG at Balt.	19-14
8/21 Atl. at Tempe	34-3
8/28 Pitt. at Pitt.	15-37
9/4 Chi. at Chi.	26-17
1983: Won 2, Lost 2	
8/4 Hous. at Hous.	15-0
8/13 Minn. at Minn.	10-7
8/20 NYG at Rutherford	14-27
8/26 Atl. at Atl.	7-10
1984: Won 1, Lost 3	
8/4 Mia. at Mia.	3-24
8/11 NYG at Ind.	26-20
8/18 Den. at Den.	0-31
8/25 G.B. at G.B.	17-34
1985: Won 2, Lost 2	
8/10 Seattle at Ind.	19-7
8/17 Chi. at Chi.	24-13
8/24 Den. at Den.	3-20
8/30 Cin. at Ind.	21-31
1986: Won 1, Lost 3	
8/8 Seattle at Seattle	14-21
8/16 Chicago at Chicago	21-38
8/23 Detroit at Ind.	20-13
8/30 Minnesota at Ind.	20-23
1987: Won 3, Lost 1	
8/15 Detroit at Detroit	22-19
8/22 Minnesota at Min.	13-37
8/29 Houston at Ind.	17-6
9/5 Tampa Bay at Ind.	23-16
1988: Won 3, Lost 1	
8/6 T.B. at Tampa Bay	20-7
8/13 G.B. at Ind.	25-21
8/20 N.O. at Ind.	18-6
8/25 Den. at Den.	20-21
1989: Won 4, Lost 0	
8/12 N.O. at N.O.	31-7
8/19 G.B. at G.B.	24-23
8/26 T.B. at Ind.	30-0
9/2 Den. at Ind.	38-34
1990: Won 0, Lost 4	
8/11 Denver at Ind.	7-16
8/17 Seattle at Seattle	10-13
8/27 Philadelphia at Ind.	16-17
8/31 N.O. at N.O.	14-17
1991: Won 1, Lost 3	
8/2 Denver at Den.	3-10
8/10 Seattle at Ind.	7-17
8/17 N.O. at Ind.	34-28
8/23 Philadelphia at Phil.	21-23

COLTS ALL-TIME RESULTS

ALL-AMERICA FOOTBALL CONFERENCE

1947: Won 2, Lost 11, Tied 1

Coach: Cecil Isbell

Fourth Eastern Division

S	7	Brooklyn Dodgers	W	16-7
S	14	at San Francisco 49ers	L	7-14
S	21	at Cleveland Browns	L	0-28
S	28	New York Yankees	L	7-21
O	5	San Francisco 49ers	T	28-28
O	12	at Buffalo Bills	L	15-20
O	19	Los Angeles Dons	L	10-38
O	26	at Los Angeles Dons	L	0-56
N	2	at New York Yankees	L	21-35
N	7	at Chicago Rockets	L	21-27
N	16	at Brooklyn Dodgers	L	14-21
N	23	Buffalo Bills	L	14-33
N	30	Chicago Rockets	W	14-7
D	7	Cleveland Browns	L	0-42

167-377

RESULTS



1948: Won 7, Lost 7
Tied First Eastern Division

Coach: Cecil Isbell

S	5	New York Yankees	W	45-28
S	10	at Chicago Rockets	L	14-21
S	16	at New York Yankees	W	27-14
S	26	Brooklyn Dodgers	W	35-20
O	5	Cleveland Browns	L	10-14
O	10	San Francisco 49ers	L	14-56
O	15	at Los Angeles Dons	W	29-14
O	24	at San Francisco 49ers	L	10-21
O	31	at Buffalo Bills	L	17-35
N	7	at Cleveland Browns	L	7-28
N	14	Chicago Rockets	W	38-24
N	21	Los Angeles Dons	L	14-17
N	28	at Brooklyn Dodgers	W	38-20
D	5	Buffalo Bills	W	35-15
				333-327

EASTERN DIVISION PLAYOFF GAME

D	12	Buffalo Bills	L	17-28
---	----	---------------	---	-------

1949: Won 1, Lost 11
Seventh Conference

Coach: Cecil Isbell (4 games)
Walt Driskill (8 games)

A	28	at San Francisco 49ers	L	17-31
S	2	Los Angeles Dons	L	17-49
S	11	at Cleveland Browns	L	0-21
S	16	at Chicago Hornets	L	7-35
S	25	Cleveland Browns	L	20-28
O	2	at Buffalo Bills	W	35-28
O	16	Brooklyn New York Yankees	L	21-24
O	23	Chicago Hornets	L	7-17
O	30	at Brooklyn New York Yankees	L	14-21
N	16	San Francisco 49ers	L	10-28
N	20	Los Angeles Dons	L	10-21
N	27	Buffalo Bills	L	14-38
				172-341

NATIONAL FOOTBALL LEAGUE

1950: Won 1, Lost 11
Seventh National Conference

Coach: Clem Crowe

S	17	Washington Redskins	L	14-38
S	24	Cleveland Browns	L	0-31
O	2	at Chicago Cardinals	L	13-55
O	15	Philadelphia Eagles	L	14-24
O	22	at Los Angeles Rams	L	27-70
O	29	at San Francisco 49ers	L	14-17
N	5	Green Bay Packers	W	41-21
N	12	at Pittsburgh Steelers	L	7-17
N	19	New York Giants	L	20-55
N	26	at Washington Redskins	L	28-38
D	3	Detroit Lions	L	21-45
D	10	New York Yanks	L	14-51
				213-462

*(All attendance figures are tickets distributed because
turnstile figures not used before 1974)*

1953: Won 3, Lost 9
Fifth Western Conference

Coach: Keith Molesworth

S	27	Chicago Bears	W	13-9	23,715
O	3	Detroit Lions	L	17-27	25,159
O	11	at Chicago Bears	W	16-14	35,316
O	18	at Green Bay Packers	L	14-37	18,713
O	25	Washington Redskins	W	27-17	34,031
O	31	Green Bay Packers	L	24-35	33,797
N	7	at Detroit Lions	L	7-17	46,508
N	15	at Philadelphia Eagles	L	14-45	27,813
N	22	Los Angeles Rams	L	13-21	27,268
N	29	San Francisco 49ers	L	21-38	26,005
D	5	at Los Angeles Rams	L	2-45	26,696
D	13	at San Francisco 49ers	L	14-45	24,432
					182-350

1954: Won 3, Lost 9
Sixth Western Conference

Coach: Weeb Ewbank

S	26	Los Angeles Rams	L	0-48	36,215
O	2	New York Giants	W	20-14	27,088
O	10	at Chicago Bears	L	9-28	27,845
O	16	at Detroit Lions	L	0-35	48,272
O	24	Green Bay Packers	L	6-7	28,680
O	31	at Washington Redskins	L	21-24	23,566
N	6	Detroit Lions	L	3-27	25,287
N	13	Green Bay Packers at Milwaukee	L	13-24	19,786
N	21	Chicago Bears	L	13-28	23,093
N	28	San Francisco 49ers	W	17-13	23,875
D	4	at Los Angeles Rams	W	22-21	30,744
D	11	at San Francisco 49ers	L	7-10	26,856
					131-279



RESULTS

1955: Won 5, Lost 6, Tied 1 Fourth Western Conference

Coach: Weeb Ewbank

S	25	Chicago Bears	W	23-17	36,167
O	1	Detroit Lions	W	28-13	40,030
O	8	Green Bay Packers at Milwaukee	W	24-20	40,199
O	16	at Chicago Bears	L	10-38	40,184
O	23	Washington Redskins	L	13-14	51,587
O	29	Green Bay Packers	W	14-10	34,411
N	5	at Detroit Lions	L	14-24	53,874
N	13	at New York Giants	L	7-17	33,982
N	20	Los Angeles Rams	T	17-17	41,146
N	27	San Francisco 49ers	W	26-14	33,485
D	4	at Los Angeles Rams	L	14-20	37,024
D	11	at San Francisco 49ers	L	24-35	35,371
				214-239	

1956: Won 5, Lost 7 Fourth Western Conference

Coach: Weeb Ewbank

S	30	Chicago Bears	W	28-21	45,221
O	6	Detroit Lions	L	14-31	42,622
O	14	Green Bay Packers at Milwaukee	L	33-38	24,214
O	21	at Chicago Bears	L	27-58	48,364
O	28	Green Bay Packers	W	28-21	40,086
N	11	at Cleveland Browns	W	21-7	42,404
N	18	at Detroit Lions	L	3-27	55,788
N	25	Los Angeles Rams	W	56-21	40,321
D	2	San Francisco 49ers	L	17-20	37,227
D	9	at Los Angeles Rams	L	7-31	51,037
D	16	at San Francisco 49ers	L	17-30	43,791
D	23	Washington Redskins	W	19-17	32,994
				270-322	

1957: Won 7, Lost 5 Third Western Conference

Coach: Weeb Ewbank

S	29	Detroit Lions	W	34-14	40,112
O	5	Chicago Bears	W	21-10	46,558
O	13	Green Bay Packers at Milwaukee	W	45-17	26,322
O	20	at Detroit Lions	L	27-31	55,764
O	27	Green Bay Packers	L	21-24	48,510
N	3	Pittsburgh Steelers	L	13-19	42,575
N	10	at Washington Redskins	W	21-17	33,149
N	17	at Chicago Bears	W	29-14	47,168
N	24	San Francisco 49ers	W	27-21	50,073
D	1	Los Angeles Rams	W	31-14	52,060
D	8	at San Francisco 49ers	L	13-17	59,950
D	15	at Los Angeles Rams	L	21-37	52,560
				303-235	

WORLD CHAMPIONS

1958: Won 9, Lost 3 First Western Conference

Coach: Weeb Ewbank

S	28	Detroit Lions	W	28-15	48,377
O	4	Chicago Bears	W	51-38	52,622
O	12	Green Bay Packers at Milwaukee	W	24-17	24,553
O	19	at Detroit Lions	W	40-14	55,190
O	26	Washington Redskins	W	35-10	54,403
N	2	Green Bay Packers	W	56-0	51,333
N	9	at New York Giants	L	21-24	71,164
N	16	at Chicago Bears	W	17-0	48,664
N	23	Los Angeles Rams	W	34-7	57,557
N	30	San Francisco 49ers	W	35-27	57,557
D	6	at Los Angeles Rams	L	28-30	100,202
D	14	at San Francisco 49ers	L	12-21	53,334
				381-203	

WORLD CHAMPIONSHIP GAME

D	28	at New York Giants	W	23-17 (OT)	64,185
---	----	--------------------	---	------------	--------

WORLD CHAMPIONS

1959: Won 9, Lost 3 First Western Conference

Coach: Weeb Ewbank

S	27	Detroit Lions	W	21-9	55,588
O	3	Chicago Bears	L	21-26	57,557
O	11	at Detroit Lions	W	31-24	54,197
O	18	at Chicago Bears	W	21-7	48,430
O	25	Green Bay Packers	W	38-21	57,557
N	1	Cleveland Browns	L	31-38	57,557
N	8	at Washington Redskins	L	24-27	32,773
N	15	Green Bay Packers at Milwaukee	W	28-24	25,521
N	22	San Francisco 49ers	W	45-14	57,557
N	29	Los Angeles Rams	W	35-21	57,557
D	5	at San Francisco 49ers	W	34-14	59,075
D	12	at Los Angeles Rams	W	45-26	65,528
				374-251	

RESULTS



WORLD CHAMPIONSHIP GAME

D 27 New York Giants W 31-16 57,545

1960: Won 6, Lost 6

Coach: Weeb Ewbank

Fourth Western Conference

S 25 Washington Redskins W 20-0 53,818
 O 2 Chicago Bears W 42-7 57,808
 O 9 at Green Bay Packers L 21-35 32,150
 O 16 Los Angeles Rams W 31-17 57,808
 O 23 at Detroit Lions L 17-30 53,854
 O 30 at Dallas Cowboys W 45-7 25,500
 N 6 Green Bay Packers W 38-24 57,808
 N 13 at Chicago Bears W 24-20 48,713
 N 26 San Francisco 49ers L 22-30 57,808
 D 4 Detroit Lions L 15-20 57,808
 D 11 at Los Angeles Rams L 3-10 75,461
 D 18 at San Francisco 49ers L 10-34 57,269

288-234

1961: Won 8, Lost 6

Coach: Weeb Ewbank

Third Western Conference

S 17 Los Angeles Rams W 27-24 54,259
 S 24 Detroit Lions L 15-16 54,259
 O 1 Minnesota Vikings W 34-33 54,259
 O 8 at Green Bay Packers L 7-45 38,869
 O 15 at Chicago Bears L 10-24 48,719
 O 22 at Detroit Lions W 17-14 53,016
 O 29 Chicago Bears L 20-21 57,641
 N 5 Green Bay Packers W 45-21 57,641
 N 12 at Minnesota Vikings L 20-28 38,010
 N 19 St. Louis Cardinals W 16-0 56,112
 N 26 at Washington Redskins W 27-6 41,062
 D 3 San Francisco 49ers W 20-17 57,641
 D 9 at Los Angeles Rams L 17-34 41,268
 D 16 at San Francisco 49ers W 27-24 45,517

302-307

1962: Won 7, Lost 7

Coach: Weeb Ewbank

Fourth Western Conference

S 16 Los Angeles Rams W 30-27 54,796
 S 23 at Minnesota Vikings W 34-7 30,787
 S 30 Detroit Lions L 20-29 57,966
 O 7 San Francisco 49ers L 13-21 54,158
 O 14 at Cleveland Browns W 36-14 80,132
 O 21 at Chicago Bears L 15-35 49,066
 O 28 Green Bay Packers L 6-17 57,966
 N 4 at San Francisco 49ers W 22-3 44,875
 N 11 at Los Angeles Rams W 14-2 39,502
 N 18 at Green Bay Packers L 13-17 38,669
 N 25 Chicago Bears L 0-57 56,164
 D 2 at Detroit Lions L 14-21 53,012
 D 8 Washington Redskins W 34-21 56,964
 D 16 Minnesota Vikings W 42-17 53,645

293-288

1963: Won 8, Lost 6

Coach: Don Shula

Third Western Conference

S 15 New York Giants L 28-37 60,029
 S 22 at San Francisco 49ers W 20-14 31,006
 S 29 at Green Bay Packers L 20-31 42,327
 O 6 at Chicago Bears L 3-10 48,998
 O 13 San Francisco 49ers W 20-3 56,962
 O 20 at Detroit Lions W 25-21 51,901
 O 27 Green Bay Packers L 20-34 60,065
 N 3 Chicago Bears L 7-17 60,065
 N 10 Detroit Lions W 24-21 59,758
 N 17 at Minnesota Vikings W 37-34 33,136
 N 24 at Los Angeles Rams L 16-17 48,555
 D 1 at Washington Redskins W 36-20 44,006
 D 8 Minnesota Vikings W 41-10 54,122
 D 15 Los Angeles Rams W 19-16 52,834

316-285

1964: Won 12, Lost 2

Coach: Don Shula

First Western Conference

S 13 at Minnesota Vikings L 24-34 35,563
 S 20 at Green Bay Packers W 21-20 42,327
 S 27 Chicago Bears W 52-0 56,537
 O 4 Los Angeles Rams W 35-20 56,537
 O 12 at St. Louis Cardinals W 47-27 60,213
 O 18 Green Bay Packers W 24-21 60,213
 O 25 at Detroit Lions W 34-0 57,814
 N 1 San Francisco 49ers W 37-7 60,213
 N 8 at Chicago Bears W 40-24 47,891
 N 15 Minnesota Vikings W 17-14 60,213
 N 22 at Los Angeles Rams W 24-7 72,137
 N 29 at San Francisco 49ers W 14-3 33,642
 D 6 Detroit Lions L 14-31 60,213
 D 13 Washington Redskins W 45-17 60,213

428-225



RESULTS

NFL CHAMPIONSHIP GAME

D 27 at Cleveland Browns L 0-27 79,544

1965: Won 10, Lost 3, Tied 1 **Coach: Don Shula**
Tied First Western Conference

S 19	Minnesota Vikings	W	35-16	56,562
S 26	Green Bay Packers at Milwaukee	L	17-20	48,130
O 3	San Francisco 49ers	W	27-24	58,609
O 10	Detroit Lions	W	31-7	60,238
O 17	at Washington Redskins	W	38-7	50,405
O 24	Los Angeles Rams	W	35-20	60,238
O 31	at San Francisco 49ers	W	34-28	45,827
N 7	at Chicago Bears	W	26-21	45,656
N 14	at Minnesota Vikings	W	41-21	47,426
N 21	Philadelphia Eagles	W	34-24	60,238
N 25	at Detroit Lions	T	24-24	55,036
D 5	Chicago Bears	L	0-13	60,238
D 12	Green Bay Packers	L	27-42	60,238
D 18	at Los Angeles Rams	W	20-17	46,636

389-284

WESTERN CONFERENCE PLAYOFF

D 26 at Green Bay Packers L 10-13 (OT) 50,484

PLAYOFF BOWL

J 9 Dallas Cowboys at Miami W 35-3 65,569

1966: Won 9, Lost 5 **Coach: Don Shula**
Second Western Conference

S 10	Green Bay Packers at Milwaukee	L	3-24	48,650
S 18	at Minnesota Vikings	W	38-23	47,426
S 25	San Francisco 49ers	W	36-14	56,715
O 9	at Chicago Bears	L	17-27	47,452
O 16	Detroit Lions	W	45-14	60,238
O 23	Minnesota Vikings	W	20-17	60,238
O 30	at Los Angeles Rams	W	17-3	57,898
N 6	Washington Redskins	W	37-10	60,238
N 13	at Atlanta Falcons	W	19-7	58,850
N 20	at Detroit Lions	L	14-20	52,383
N 27	Los Angeles Rams	L	7-23	60,238
D 4	Chicago Bears	W	21-16	60,238
D 10	Green Bay Packers	L	10-14	60,238
D 18	at San Francisco 49ers	W	30-14	40,005

314-226

PLAYOFF BOWL

J 8 Philadelphia Eagles at Miami W 20-14 58,088

1967: Won 11, Lost 1, Tied 2 **Coach: Don Shula**
Tied First Coastal Division

S 17	Atlanta Falcons	W	38-31	56,715
S 24	at Philadelphia Eagles	W	38-6	60,755
O 1	San Francisco 49ers	W	41-7	60,238
O 8	at Chicago Bears	W	24-3	47,190
O 15	Los Angeles Rams	T	24-24	60,238
O 22	at Minnesota Vikings	T	20-20	47,693
O 29	at Washington Redskins	W	17-13	50,574
N 5	Green Bay Packers	W	13-10	60,238
N 12	at Atlanta Falcons	W	49-7	58,850
N 19	Detroit Lions	W	41-7	60,238
N 26	at San Francisco 49ers	W	26-9	44,815
D 3	Dallas Cowboys	W	23-17	60,238
D 10	New Orleans Saints	W	30-10	60,238
D 17	at Los Angeles Rams	L	10-34	77,277

394-198

1968: Won 13, Lost 1 **Coach: Don Shula**
First Coastal Division

S 15	San Francisco 49ers	W	27-10	56,864
S 23	at Atlanta Falcons	W	28-20	50,428
S 29	at Pittsburgh Steelers	W	41-7	44,480
O 6	Chicago Bears	W	28-7	60,238
O 13	at San Francisco 49ers	W	42-14	32,822
O 20	Cleveland Browns	L	20-30	60,238
O 27	Los Angeles Rams	W	27-10	60,238
N 2	at New York Giants	W	26-0	62,973
N 10	at Detroit Lions	W	27-10	55,170
N 17	St. Louis Cardinals	W	27-0	60,238
N 24	Minnesota Vikings	W	21-9	60,238
D 1	Atlanta Falcons	W	44-0	60,238
D 7	at Green Bay Packers	W	16-3	50,861
D 15	at Los Angeles Rams	W	28-24	69,397

402-144

RESULTS



WESTERN CONFERENCE CHAMPIONSHIP GAME

D 22 Minnesota Vikings W 24-14 60,238

NFL CHAMPIONSHIP GAME

D 27 at Cleveland Browns W 34-0 80,628

SUPER BOWL III

J 12 New York Jets at Miami L 7-16 75,389

1969: Won 8, Lost 5, Tied 1
Second Coastal Division

Coach: Don Shula

S	21	Los Angeles Rams	L	20-27	56,864
S	28	at Minnesota Vikings	L	14-52	47,644
O	5	at Atlanta Falcons	W	21-14	57,806
O	13	Philadelphia Eagles	W	24-20	56,864
O	19	at New Orleans Saints	W	30-10	80,636
O	26	San Francisco 49ers	L	21-24	60,238
N	2	Washington Redskins	W	41-17	60,238
N	9	Green Bay Packers	W	14-6	60,238
N	16	at San Francisco 49ers	L	17-20	38,472
N	23	at Chicago Bears	W	24-21	45,455
N	30	Atlanta Falcons	W	13-6	60,238
D	7	Detroit Lions	T	17-17	60,238
D	13	at Dallas Cowboys	L	10-27	63,191
D	21	at Los Angeles Rams	W	13-7	73,326
					279-268

SUPER BOWL CHAMPIONS

1970: Won 11, Lost 2, Tied 1
First Eastern Division

Coach: Don McCafferty

S	20	at San Diego Chargers	W	16-14	47,782
S	28	Kansas City Chiefs	L	24-44	53,911
O	4	at Boston Patriots	W	14-6	38,235
O	11	at Houston Oilers	W	24-20	48,050
O	18	at New York Jets	W	29-22	63,301
O	25	Boston Patriots	W	27-3	60,240
N	1	Miami Dolphins	W	35-0	60,240
N	9	Green Bay Packers at Milwaukee	W	13-10	48,063
N	15	Buffalo Bills	T	17-17	60,240
N	22	at Miami Dolphins	L	17-34	67,699
N	29	Chicago Bears	W	21-20	60,240
D	6	Philadelphia Eagles	W	29-10	60,240
D	13	at Buffalo Bills	W	20-14	34,346
D	19	New York Jets	W	35-20	60,240
					321-234

AFC DIVISIONAL PLAYOFF GAME

D 26 Cincinnati Bengals W 17-0 51,127

AFC CHAMPIONSHIP GAME

J 3 Oakland Raiders W 27-17 56,368

SUPER BOWL V

J 17 Dallas Cowboys at Miami W 16-13 79,204

1971: Won 10, Lost 4
Second Eastern Division (Wildcard)

Coach: Don McCafferty

S	19	New York Jets	W	22-0	56,458
S	26	Cleveland Browns	L	13-14	56,837
O	3	at New England Patriots	W	23-3	61,232
O	10	at Buffalo Bills	W	43-0	46,206
O	17	at New York Giants	W	31-7	62,860
O	25	at Minnesota Vikings	L	3-10	49,784
O	31	Pittsburgh Steelers	W	34-21	60,238
N	8	Los Angeles Rams	W	24-17	57,722
N	14	at New York Jets	W	14-13	63,947
N	21	at Miami Dolphins	L	14-17	75,312
N	28	at Oakland Raiders	W	37-14	54,689
D	5	Buffalo Bills	W	24-0	58,476
D	11	Miami Dolphins	W	14-3	60,238
D	19	New England Patriots	L	17-21	57,942
					313-140

AFC DIVISIONAL PLAYOFF GAME

D 26 at Cleveland Browns W 20-3 74,082

AFC CHAMPIONSHIP GAME

J 2 at Miami Dolphins L 0-21 78,629



RESULTS

1972: Won 5, Lost 9
Third Eastern Division

Coaches: Don McCafferty (5 games)
John Sandusky (9 games)

S	17	St. Louis Cardinals	L	3-10	53,652
S	24	New York Jets	L	34-44	56,626
O	1	at Buffalo Bills	W	17-0	46,206
O	8	San Diego Chargers	L	20-23	55,459
O	15	Dallas Cowboys	L	0-21	58,992
O	22	at New York Jets	L	20-24	62,948
O	29	Miami Dolphins	L	0-23	60,000
N	6	at New England Patriots	W	24-17	60,999
N	12	at San Francisco 49ers	L	21-24	61,214
N	19	at Cincinnati Bengals	W	20-19	49,512
N	26	New England Patriots	W	31-0	54,907
D	3	Buffalo Bills	W	35-7	55,390
D	10	at Kansas City Chiefs	L	10-24	44,175
D	16	at Miami Dolphins	L	0-16	80,010
					235-252

1973: Won 4, Lost 10
Fourth Eastern Division

Coach: Howard Schnellenberger

S	16	at Cleveland Browns	L	14-24	74,303
S	23	New York Jets	L	10-34	55,942
S	30	New Orleans Saints	W	14-10	52,293
O	7	at New England Patriots	L	16-24	57,044
O	14	at Buffalo Bills	L	13-31	78,875
O	21	at Detroit Lions	W	29-27	48,058
O	28	Oakland Raiders	L	21-34	59,008
N	4	Houston Oilers	L	27-31	52,707
N	11	at Miami Dolphins	L	0-44	60,332
N	18	at Washington Redskins	L	14-22	52,675
N	25	Buffalo Bills	L	17-24	52,250
D	2	at New York Jets	L	17-20	61,009
D	9	Miami Dolphins	W	16-3	58,446
D	16	New England Patriots	W	18-13	52,065
					226-341

1974: Won 2, Lost 12
Fifth Eastern Division

Coach: Howard Schnellenberger (3 games)
Joe Thomas (11 games)

S	15	at Pittsburgh Steelers	L	0-30	48,890
S	22	Green Bay Packers	L	13-20	41,252
S	29	at Philadelphia Eagles	L	10-30	64,205
O	6	at New England Patriots	L	3-42	59,502
O	13	Buffalo Bills	L	14-27	42,089
O	20	at New York Jets	W	35-20	51,745
O	27	at Miami Dolphins	L	7-17	65,868
N	3	Cincinnati Bengals	L	14-24	40,037
N	10	Denver Broncos	L	6-17	37,959
N	17	at Atlanta Falcons	W	17-7	41,278
N	24	New England Patriots	L	17-27	38,971
D	1	at Buffalo Bills	L	0-6	75,325
D	8	Miami Dolphins	L	16-17	43,553
D	15	New York Jets	L	38-45	38,168
					190-329

1975: Won 10, Lost 4
First Eastern Division

Coach: Ted Marchibroda

S	21	at Chicago Bears	W	35-7	51,678
S	28	Oakland Raiders	L	20-31	41,023
O	5	at Los Angeles Rams	L	13-24	62,491
O	12	Buffalo Bills	L	31-38	45,791
O	19	at New England Patriots	L	10-21	51,417
O	26	at New York Jets	W	45-28	55,137
N	2	Cleveland Browns	W	21-7	37,285
N	9	at Buffalo Bills	W	42-35	77,320
N	16	New York Jets	W	52-19	54,006
N	23	at Miami Dolphins	W	33-17	61,986
N	30	Kansas City Chiefs	W	28-14	44,151
D	7	at New York Giants	W	21-0	49,863
D	14	Miami Dolphins	W	10-7 (OT)	60,548
D	21	New England Patriots	W	34-21	50,801
					395-269

AFC DIVISIONAL PLAYOFF GAME

D	27	at Pittsburgh Steelers	L	10-28	59,053
---	----	------------------------	---	-------	--------

RESULTS



1976: Won 11, Lost 3 First Eastern Division

Coach: Ted Marchibroda

S	12	at New England Patriots	W	27-13	43,512
S	19	Cincinnati Bengals	W	28-27	50,621
S	26	at Dallas Cowboys	L	27-30	64,237
O	3	Tampa Bay Buccaneers	W	42-17	43,105
O	10	Miami Dolphins	W	28-14	60,020
O	17	at Buffalo Bills	W	31-13	71,009
O	24	at New York Jets	W	20-0	49,768
N	1	Houston Oilers	W	38-14	60,020
N	7	at San Diego Chargers	W	37-21	42,827
N	14	New England Patriots	L	14-21	60,020
N	22	at Miami Dolphins	W	17-16	62,104
N	28	New York Jets	W	33-16	46,938
D	4	at St. Louis Cardinals	L	17-24	48,282
D	12	Buffalo Bills	W	58-20	53,729
417-246					

AFC DIVISIONAL PLAYOFF GAME

D	19	Pittsburgh Steelers	L	14-40	60,020
---	----	---------------------	---	-------	--------

1977: Won 10, Lost 4 First Eastern Division

Coach: Ted Marchibroda

S	18	at Seattle Seahawks	W	29-14	58,991
S	25	at New York Jets	W	20-12	43,439
O	2	Buffalo Bills	W	17-14	49,247
O	9	Miami Dolphins	W	45-28	57,829
O	16	at Kansas City Chiefs	W	17-6	63,076
O	23	at New England Patriots	L	3-17	60,958
O	30	Pittsburgh Steelers	W	31-21	60,763
N	7	Washington Redskins	W	10-3	60,763
N	13	at Buffalo Bills	W	31-13	39,444
N	20	New York Jets	W	33-12	52,014
N	27	at Denver Broncos	L	13-27	74,939
D	5	at Miami Dolphins	L	6-17	68,977
D	11	Detroit Lions	L	10-13	45,124
D	18	New England Patriots	W	30-24	60,763
295-221					

AFC DIVISIONAL PLAYOFF GAME

D	24	Oakland Raiders	L	31-37 (2 OT)	60,763
---	----	-----------------	---	--------------	--------

1978: Won 5, Lost 11 Fifth Eastern Division

Coach: Ted Marchibroda

S	4	at Dallas Cowboys	L	0-38	65,053
S	10	Miami Dolphins	L	0-42	47,730
S	18	at New England Patriots	W	34-27	57,284
S	24	at Buffalo Bills	L	17-24	55,270
O	1	Philadelphia Eagles	L	14-17	50,314
O	8	at St. Louis Cardinals	W	30-17	47,479
O	15	New York Jets	L	10-33	48,136
O	22	Denver Broncos	W	7-6	58,857
O	29	at Miami Dolphins	L	8-26	53,524
N	6	Washington Redskins	W	21-17	60,762
N	12	at Seattle Seahawks	W	17-14	61,905
N	19	Cleveland Browns	L	24-45	49,570
N	26	New England Patriots	L	14-35	49,404
D	3	at New York Jets	L	16-24	50,248
D	9	Pittsburgh Steelers	L	13-35	41,597
D	17	Buffalo Bills	L	14-21	40,420
239-421					

1979: Won 5, Lost 11 Fifth Eastern Division

Coach: Ted Marchibroda

S	2	at Kansas City Chiefs	L	0-14	50,943
S	9	Tampa Bay Buccaneers	L	26-29 OT	39,756
S	16	at Cleveland Browns	L	10-13	73,889
S	23	at Pittsburgh Steelers	L	13-17	49,483
S	30	Buffalo Bills	L	13-31	37,927
O	7	New York Jets	W	10-8	37,789
O	14	Houston Oilers	L	16-28	50,990
O	21	at Buffalo Bills	W	14-13	51,599
O	28	New England Patriots	W	31-26	47,042
N	4	Cincinnati Bengals	W	38-28	41,299
N	11	at Miami Dolphins	L	0-19	58,226
N	18	at New England Patriots	L	21-50	61,297
N	25	Miami Dolphins	L	24-28	45,862
D	2	at New York Jets	L	17-30	60,372
D	9	Kansas City Chiefs	L	7-10	37,226
D	16	at New York Giants	W	31-7	76,671
271-351					



RESULTS

1980: Won 7, Lost 9
Fourth Eastern Division

Coach: Mike McCormack

S	7	at New York Jets	W	17-14	54,932
S	14	Pittsburgh Steelers	L	17-20	57,340
S	21	at Houston Oilers	L	16-21	50,815
S	28	New York Jets	W	35-21	35,533
O	5	at Miami Dolphins	W	30-17	55,212
O	12	at Buffalo Bills	W	17-12	74,853
O	19	New England Patriots	L	21-37	55,346
O	26	St. Louis Cardinals	L	10-17	36,305
N	2	at Kansas City Chiefs	W	31-24	56,112
N	9	Cleveland Browns	L	27-28	48,304
N	16	at Detroit Lions	W	10-9	80,638
N	23	at New England Patriots	L	21-47	61,297
N	30	Buffalo Bills	W	28-24	39,880
D	7	at Cincinnati Bengals	L	33-34	43,991
D	14	Miami Dolphins	L	14-24	30,564
D	21	Kansas City Chiefs	L	28-38	29,936
				355-387	

1981: Won 2, Lost 14
Fourth Eastern Division

Coach: Mike McCormack

S	6	at New England Patriots	W	29-28	49,997
S	13	Buffalo Bills	L	3-35	45,772
S	20	at Denver Broncos	L	10-28	74,804
S	27	Miami Dolphins	L	28-31	42,452
O	4	at Buffalo Bills	L	17-23	77,811
O	11	Cincinnati Bengals	L	19-41	35,881
O	18	San Diego Chargers	L	14-43	48,679
O	26	at Cleveland Browns	L	28-42	78,986
N	1	at Miami Dolphins	L	10-27	46,061
N	8	New York Jets	L	14-41	36,373
N	15	at Philadelphia Eagles	L	13-38	72,200
N	22	St. Louis Cardinals	L	24-35	32,782
N	29	at New York Jets	L	0-25	53,593
D	6	Dallas Cowboys	L	13-37	60,586
D	13	at Washington Redskins	L	14-38	55,045
D	20	New England Patriots	W	23-21	34,127
				259-533	

1982: Won 0, Lost 8, Tied 1
Fourteenth American Conference

Coach: Frank Kush

S	12	New England Patriots	L	13-24	39,055
S	19	at Miami Dolphins	L	20-24	51,999
S	26	New York Jets			Cancelled
O	3	at Detroit Lions			Cancelled
O	10	Buffalo Bills			Cancelled
O	17	at Cleveland Browns			Cancelled
O	24	Miami Dolphins		Postponed to 1/2/83	
O	31	Tampa Bay Buccaneers			Cancelled
N	7	at New England Patriots			Cancelled
N	14	Oakland Raiders			Cancelled
N	21	at New York Jets	L	0-37	46,970
N	28	at Buffalo Bills	L	0-20	33,985
D	5	Cincinnati Bengals	L	17-20	23,598
D	12	at Minnesota Vikings	L	10-13	53,981
D	19	Green Bay Packers	T	20-20	25,920
D	26	at San Diego Chargers	L	26-44	49,711
J ('83)		Miami Dolphins	L	7-34	19,073
				113-236	

1983: Won 7, Lost 9
Fourth Eastern Division

Coach: Frank Kush

S	4	at New England Patriots	W	29-23 (OT)	45,526
S	11	Denver Broncos	L	10-17	52,613
S	18	at Buffalo Bills	L	23-28	40,937
S	25	Chicago Bears	W	22-19 (OT)	35,708
O	2	at Cincinnati Bengals	W	34-31	48,104
O	9	New England Patriots	W	12-7	37,013
O	16	Buffalo Bills	L	7-30	39,765
O	23	Miami Dolphins	L	7-21	45,768
O	30	at Philadelphia Eagles	W	22-21	59,150
N	6	at New York Jets	W	17-14	53,323
N	13	Pittsburgh Steelers	L	13-24	61,479
N	20	at Miami Dolphins	L	0-37	54,482
N	27	at Cleveland Browns	L	23-41	65,812
D	4	New York Jets	L	6-10	35,462
D	11	at Denver Broncos	L	19-21	74,854
D	18	Houston Oilers	W	20-10	27,934
				264-354	

RESULTS



1984: Won 4, Lost 12

Coach: Frank Kush (15 games)

Fourth Eastern Division

Hal Hunter (1 game)

S	2	New York Jets	L	14-23	60,398
S	9	at Houston Oilers	W	35-21	43,820
S	16	St. Louis Cardinals	L	33-34	60,274
S	23	at Miami Dolphins	L	7-44	55,413
S	30	Buffalo Bills	W	31-17	60,032
O	7	Washington Redskins	L	7-35	60,012
O	14	at Philadelphia Eagles	L	7-16	50,277
O	21	Pittsburgh Steelers	W	17-16	60,026
O	28	at Dallas Cowboys	L	3-22	58,724
N	4	San Diego Chargers	L	10-38	60,143
N	11	at New York Jets	W	9-5	51,066
N	18	New England Patriots	L	17-50	60,009
N	25	at Los Angeles Raiders	L	7-21	40,289
D	2	at Buffalo Bills	L	15-21	20,693
D	9	Miami Dolphins	L	17-35	60,411
D	16	at New England Patriots	L	10-16	22,383

239-414

1985: Won 5, Lost 11

Coach: Rod Dowhower

Fourth Eastern Division

S	8	at Pittsburgh Steelers	L	3-45	57,249
S	15	at Miami Dolphins	L	13-30	53,693
S	22	Detroit Lions	W	14-6	60,042
S	29	at New York Jets	L	20-25	61,987
O	6	Buffalo Bills	W	49-17	60,003
O	13	Denver Broncos	L	10-15	60,128
O	20	at Buffalo Bills	L	9-21	28,430
O	27	Green Bay Packers	W	37-10	59,708
N	3	New York Jets	L	17-35	59,683
N	10	at New England Patriots	L	15-34	54,176
N	17	Miami Dolphins	L	20-34	59,666
N	24	at Kansas City Chiefs	L	7-20	21,762
D	1	New England Patriots	L	31-38	56,740
D	8	at Chicago Bears	L	10-17	59,997
D	15	at Tampa Bay Buccaneers	W	31-23	25,577
D	22	Houston Oilers	W	34-16	55,818

320-386

1986: Won 3, Lost 13

Coach: Rod Dowhower (13 games)

Fifth Eastern Division

Ron Meyer (3 games)

S	7	at New England Patriots	L	3-33	55,208
S	14	at Miami Dolphins	L	10-30	51,848
S	21	Los Angeles Rams	L	7-24	59,012
S	28	New York Jets	L	7-26	56,075
O	5	at San Francisco 49ers	L	14-35	57,252
O	12	New Orleans Saints	L	14-17	53,512
O	19	at Buffalo Bills	L	13-24	50,050
O	26	Miami Dolphins	L	13-17	58,350
N	2	Cleveland Browns	L	9-24	57,962
N	9	New England Patriots	L	21-30	56,890
N	16	at New York Jets	L	16-31	65,149
N	23	at Houston Oilers	L	17-31	31,792
N	30	San Diego Chargers	L	3-17	47,950
D	7	at Atlanta Falcons	W	28-23	30,397
D	14	Buffalo Bills	W	24-14	52,783
D	21	at Los Angeles Raiders	W	30-24	41,349

229-400

1987: Won 9, Lost 6

Coach: Ron Meyer

First Eastern Division

S	13	Cincinnati Bengals	L	21-23	59,387
S	20	Miami Dolphins	L	10-23	57,524
S	27	at St. Louis Cardinals	L		Cancelled
O	4	at Buffalo Bills	W	47-6	9,860
O	11	New York Jets	W	6-0	34,927
O	18	at Pittsburgh Steelers	L	7-21	34,627
O	25	New England Patriots	W	30-16	48,850
N	1	at New York Jets	W	19-14	60,863
N	8	San Diego Chargers	L	13-16	60,459
N	15	at Miami Dolphins	W	40-21	65,433
N	22	at New England Patriots	L	0-24	59,906
N	29	Houston Oilers	W	51-27	54,999
D	6	at Cleveland Browns	W	9-7	70,661
D	13	Buffalo Bills	L	3-27	60,253
D	20	at San Diego Chargers	W	20-7	46,211
D	27	Tampa Bay Buccaneers	W	24-6	60,468

300-238



RESULTS

AFC DIVISIONAL PLAYOFF GAME

J 9 at Cleveland Browns L 21- 38 79,838

1988: Won 9, Lost 7

Coach: Ron Meyer

S 4	Houston Oilers	L	14- 17	OT	57,251
S 11	Chicago Bears	L	13- 17		60,503
S 19	at Cleveland Browns	L	17- 23		75,148
S 25	Miami Dolphins	W	15- 13		59,638
O 2	at New England Patriots	L	17- 21		58,050
O 9	at Buffalo Bills	L	23- 34		76,018
O 16	Tampa Bay Buccaneers	W	35- 31		53,135
O 23	at San Diego Chargers	W	16- 0		37,722
O 31	Denver Broncos	W	55- 23		60,544
N 6	New York Jets	W	38- 14		59,233
N 13	at Green Bay Packers	W	20- 13		53,492
N 20	at Minnesota Vikings	L	3- 12		58,342
N 27	New England Patriots	W	24- 21		58,157
D 4	at Miami Dolphins	W	31- 28		45,236
D 10	at New York Jets	L	16- 34		46,284
D 18	Buffalo Bills	W	17- 14		59,908

354-315

1989: Won 8, Lost 8

Coach: Ron Meyer

S 10	San Francisco 49ers	L	24- 30		60,111
S 17	at Los Angeles Rams	L	17- 31		63,995
S 24	Atlanta Falcons	W	13- 9		57,816
O 1	at New York Jets	W	17- 10		65,542
O 8	Buffalo Bills	W	37- 14		58,890
O 15	at Denver Broncos	L	3- 14		74,680
O 22	at Cincinnati Bengals	W	23- 12		57,642
O 29	New England Patriots	L	20- 23	OT	59,356
N 5	at Miami Dolphins	L	13- 19		52,680
N 12	at Buffalo Bills	L	7- 30		79,256
N 19	New York Jets	W	27- 10		58,236
N 26	San Diego Chargers	W	10- 6		58,822
D 3	at New England Patriots	L	16- 22		32,234
D 10	Cleveland Browns	W	23- 17	OT	58,550
D 17	Miami Dolphins	W	42- 13		55,665
D 24	at New Orleans Saints	L	6- 41		49,009

298-301

1990: Won 7, Lost 9

Coach: Ron Meyer

S 9	at Buffalo Bills	L	10- 26		78,899
S 16	New England Patriots	L	14- 16		49,256
S 23	at Houston Oilers	L	10- 24		50,093
S 30	at Philadelphia Eagles	W	24- 23		62,067
O 7	Kansas City Chiefs	W	23- 19		54,950
O 21	Denver Broncos	L	17- 27		59,850
O 28	Miami Dolphins	L	7- 27		59,213
N 5	New York Giants	L	7- 24		58,688
N 11	at New England Patriots	W	13- 10		28,924
N 18	New York Jets	W	17- 14		47,283
N 25	at Cincinnati Bengals	W	34- 20		60,051
D 2	at Phoenix Cardinals	L	17- 20		31,885
D 9	Buffalo Bills	L	7- 31		53,268
D 16	at New York Jets	W	29- 21		41,423
D 22	Washington Redskins	W	35- 28		58,173
D 30	at Miami Dolphins	L	17- 23		59,547

281-353

1991: Won 1, Lost 15

Coach: Ron Meyer (5 games)
Rick Venturi (11 games)

S 1	New England Patriots	L	7- 16		49,961
S 8	at Miami Dolphins	L	6- 17		51,155
S 15	at L.A. Raiders	L	0- 16		40,287
S 22	Detroit Lions	L	24- 33		53,396
S 29	at Seattle Seahawks	L	3- 31		56,656
O 6	Pittsburgh Steelers	L	3- 21		55,383
O 13	at Buffalo Bills	L	6- 42		79,015
O 20	New York Jets	L	6- 17		53,025
N 3	Miami Dolphins	L	6- 10		55,899
N 10	at New York Jets	W	28- 27		44,792
N 17	Chicago Bears	L	17- 31		60,519
N 24	Green Bay Packers at Milwaukee	L	10- 14		42,132
D 1	Cleveland Browns	L	0- 31		57,539
D 8	at New England Patriots	L	17- 23	OT	20,131
D 15	Buffalo Bills	L	7- 35		48,286
D 22	at Tampa Bay Buccaneers	L	3- 17		28,043

143-381



ALL-TIME SERIES RECORDS

Colts (Won-Lost-Tied)

(* Home Games)

ATLANTA (10-0)

1966, 19-7 W
 1967, 38-31 W*
 1967, 49-7 W
 1968, 28-20 W
 1968, 44-0 W*
 1969, 21-14 W
 1969, 13-6 W*
 1974, 17-7 W
 1986, 28-23 W
 1989, 13-9 W*

BUFFALO (19-23-1)

1970, 17-17 T*
 1970, 20-14 W
 1971, 43-0 W
 1971, 24-0 W*
 1972, 17-0 W
 1972, 35-7 W*
 1973, 13-31 L
 1973, 17-24 L*
 1974, 14-27 L*
 1974, 0-6 L
 1975, 31-38 L*
 1975, 42-35 W
 1976, 31-13 W
 1976, 58-20 W*
 1977, 17-14 W*
 1977, 31-13 W
 1978, 17-24 L
 1978, 14-21 L*
 1979, 13-31 L*
 1979, 14-13 W
 1980, 17-12 W
 1980, 28-24 W*
 1981, 3-35 L*
 1981, 17-23 L
 1982, 0-20 L
 1983, 23-28 L
 1983, 7-30 L*
 1984, 31-17 W*
 1984, 15-21 L
 1985, 49-17 W*
 1985, 9-21 L
 1986, 13-24 L
 1986, 24-14 W*
 1987, 47-6 W
 1987, 3-27 L*
 1988, 23-34 L
 1988, 17-14 W*
 1989, 37-14, W*
 1989, 7-30, L
 1990, 10-26 L
 1990, 7-31 L*
 1991, 6-42 L
 1991, 7-35 L*

CHICAGO (21-16)

1953, 13-9 W*
 1953, 16-14 W
 1954, 9-28 L
 1954, 13-28 L*
 1955, 23-17 W*
 1955, 10-38 L
 1956, 28-21 W*
 1956, 27-58 L
 1957, 21-10 W*

1957, 29-14 W
 1958, 51-38 W*
 1958, 17-0 W
 1959, 21-26 L*
 1959, 21-7 W
 1960, 42-7 W*
 1960, 24-10 W
 1961, 10-24 L
 1961, 20-21 L*
 1962, 15-35 L
 1962, 0-57 L*
 1963, 3-10 L
 1963, 7-17 L*
 1964, 52-0 W*
 1964, 40-24 W
 1965, 26-21 W
 1965, 0-13 L*
 1966, 17-27 L
 1966, 21-16 W*
 1967, 24-3 W
 1968, 28-7 W*
 1969, 24-21 W
 1970, 21-20 W*
 1975, 35-7 W
 1983, 22-19 W*¹
 1985, 10-17 L
 1988, 13-17 L*
 1991, 17-31 L*

¹ Overtime**CINCINNATI (7-5)**

1970, 17-0 W*¹
 1972, 20-19 W
 1974, 14-24 L*
 1976, 28-27 W*
 1979, 38-28 W*
 1980, 33-34 L
 1981, 19-41 L*
 1982, 17-20 L*
 1983, 34-31 W
 1987, 21-23 L*
 1989, 23-12 W
 1990, 34-20 W

¹ AFC Divisional Playoff**CLEVELAND (7-14)**

1956, 21-7 W
 1959, 31-38 L*
 1962, 36-14 W
 1964, 0-27 L¹
 1968, 20-30 L*
 1968, 34-0 W¹
 1971, 13-14 L*
 1971, 20-3 W²
 1973, 14-24 L
 1975, 21-7 W*
 1978, 24-45 L*
 1979, 10-13 L
 1980, 27-28 L*
 1981, 28-42 L
 1983, 23-41 L
 1986, 9-24 L*
 1987, 9-7 W
 1987, 21-38 L²
 1988, 17-23 L
 1989, 23-17 W*³
 1991, 0-31 L*

¹ NFL Championship² AFC Divisional
Playoff³ Overtime**DALLAS (4-6)**

1960, 45-7 W
 1966, 35-3 W¹
 1967, 23-17 W*
 1969, 10-27 L
 1970, 16-13 W²
 1972, 0-21 L*
 1976, 27-30 L
 1978, 0-38 L
 1981, 13-37 L*
 1984, 3-22 L

¹ Playoff Bowl² Super Bowl V**DENVER (2-8)**

1974, 6-17 L*
 1977, 13-27 L
 1978, 7-6 W*
 1981, 10-28 L
 1983, 10-17 L*
 1983, 19-21 L
 1985, 10-15 L*
 1988, 55-23 W*
 1989, 3-14 L
 1990, 17-27 L*

DETROIT (17-17-2)

1953, 17-27 L*
 1953, 7-17 L
 1954, 0-35 L
 1954, 3-27 L*
 1955, 28-13 W*
 1955, 14-24 L
 1956, 14-31 L*
 1956, 3-27 L
 1957, 34-14 W*
 1957, 27-31 L
 1958, 28-15 W*
 1958, 40-14 W
 1959, 21-9 W*
 1959, 31-24 W
 1960, 17-30 L
 1960, 15-20 L*
 1961, 15-16 L*
 1961, 17-14 W
 1962, 20-29 L*
 1962, 14-21 L
 1963, 25-21 W
 1963, 24-21 W*
 1964, 34-0 W
 1964, 14-31 L*
 1965, 31-7 W*
 1965, 24-24 T
 1966, 45-14 W*
 1966, 14-20 L
 1967, 41-7 W*
 1968, 27-10 W
 1969, 17-17 T*
 1973, 29-27 W
 1977, 10-13 L*
 1980, 10-9 W
 1985, 14-6 W*
 1991, 24-33 L*



RESULTS

GREEN BAY (18-19-1)

1953, 14-37 L
1953, 24-35 L*
1954, 6-7 L*
1954, 13-24 L
1955, 24-20 W
1955, 14-10 W*
1956, 33-38 L
1956, 28-21 W*
1957, 45-17 W
1957, 21-24 L*
1958, 27-17 W
1958, 56-0 W*
1959, 38-21 W*
1959, 28-24 W
1960, 21-35 L
1960, 38-24 W*
1961, 7-45 L
1961, 45-21 W*
1962, 6-17 L*
1962, 13-17 L
1963, 20-31 L
1963, 20-34 L*
1964, 21-20 W
1964, 24-21 W*
1965, 17-20 L
1965, 27-42 L*
1965, 10-13 L¹
1966, 3-24 L
1966, 10-14 L*
1967, 13-10 W*
1968, 16-3 W
1969, 14-6 W*
1970, 13-10 W
1974, 13-20 L*
1982, 20-20 T*
1985, 37-10 W*
1988, 20-13 W
1991, 10-14 L

¹ Conference Playoff

HOUSTON (6-6)

1970, 24-20 W
1973, 27-31 L*
1976, 38-14 W*
1979, 16-28 L*
1980, 16-21 L
1983, 20-10 W*
1984, 35-21 W
1985, 34-16 W*
1986, 17-31 L
1987, 51-27 W*
1988, 14-17 L^{1*}
1990, 10-24 L

¹ Overtime

KANSAS CITY (4-6)

1970, 24-44 L*
1972, 10-24 L
1975, 28-14 W*
1977, 17-6 W
1979, 0-14 L
1979, 7-10 L*
1980, 31-24 W
1980, 28-38 L*
1985, 7-20 L
1990, 23-19 W*
L.A. RAIDERS (3-5)
1970, 27-17 W^{1*}
1971, 37-14 W
1973, 21-34 L*
1975, 20-31 L*
1977, 31-37 L^{2*}
1984, 7-21 L

1986, 30-24 W
1991, 0-16 L
¹ AFC Championship
² AFC Playoffs
L.A. RAMS (20-16-2)

1953, 13-21 L*
1953, 2-45 L
1954, 0-48 L
1954, 22-21 W
1955, 17-17 T*
1955, 14-20 L
1956, 56-21 W*
1956, 7-31 L
1957, 31-14 W*
1957, 21-37 L
1958, 34-7 W*
1958, 28-30 L
1959, 35-21 W*
1959, 45-26 W
1960, 31-17 W*
1960, 3-10 L
1961, 27-24 W*
1961, 17-34 L
1962, 30-27 W*
1962, 14-2 W
1963, 16-17 L
1963, 19-16 W*
1964, 35-20 W*
1964, 24-7 W
1965, 35-20 W*
1965, 20-17 W
1966, 17-3 W
1966, 7-23 L*
1967, 24-24 T*
1967, 10-34 L
1968, 27-10 W*
1968, 28-24 W
1969, 20-27 L*
1969, 13-7 W
1971, 24-17 W*
1975, 13-24 L
1986, 7-24 L*
1989, 17-31 L
MIAMI (13-32)
1970, 35-0 W*
1970, 17-34 L
1971, 14-17 L
1971, 14-3 W*
1971, 0-21 L¹
1972, 0-23 L*
1972, 0-16 L
1973, 0-44 L
1973, 16-3 W*
1974, 7-17 L
1974, 16-17 L*
1975, 33-17 W
1975, 10-7 W*
1976, 28-14 W*
1976, 17-16 W
1977, 45-28 W*
1977, 6-17 L
1978, 0-42 L*
1978, 8-26 L
1979, 0-19 L
1979, 24-28 L*
1980, 30-17 W
1980, 14-24 L*
1981, 28-31 L*
1981, 10-27 L
1982, 20-24 L
1982, 7-34 L*
1983, 7-21 L*
1983, 0-37 L

1984, 7-44 L
1984, 17-35 L*
1985, 13-30 L
1985, 20-34 L*
1986, 10-30 L
1986, 13-17 L*
1987, 10-23 L*
1987, 40-21 W
1988, 15-13 W*
1988, 31-28 W
1989, 13-19 L
1989, 42-13 W*
1990, 7-27 L*
1990, 17-23 L
1991, 6-17 L
1991, 6-10 L*

¹ AFC Championship

MINNESOTA (12-6-1)

1961, 34-33 W*
1961, 20-28 L
1962, 34-7 W
1962, 42-17 W*
1963, 37-34 W
1963, 41-10 W*
1964, 24-34 L
1964, 17-14 W*
1965, 35-16 W*
1965, 41-21 W
1966, 38-23 W
1966, 20-17 W*
1967, 20-20 T
1968, 21-9 W*
1968, 24-14 W^{1*}
1969, 14-52 L
1971, 3-10 L
1982, 10-13 L
1988, 3-12 L

¹ Conference
Championship

NEW ENGLAND (18-25)

1970, 14-6 W
1970, 27-3 W*
1971, 23-3 W
1971, 17-21 L*
1972, 24-17 W
1972, 31-0 W*
1973, 16-24 L
1973, 18-13 W*
1974, 3-42 L
1974, 17-27 L*
1975, 10-21 L
1975, 34-21 W*
1976, 27-13 W
1976, 14-21 L*
1977, 3-17 L
1977, 30-24 W*
1978, 34-27 W
1978, 14-35 L*
1979, 31-26 W*
1979, 21-50 L
1980, 21-37 L*
1980, 21-47 L
1981, 29-28 W
1981, 23-21 W
1982, 13-24 L*
1983, 29-23 W¹
1983, 12-7 W*
1984, 17-50 L
1984, 10-16 L
1985, 15-34 L
1985, 31-38 L*
1986, 3-33 L

RESULTS



1986, 21-30 L*
 1987, 30-16 W*
 1987, 0-24 L
 1988, 17-21 L
 1988, 24-21 W*
 1989, 20-23 L*¹
 1989, 16-22 L
 1990, 14-16 L*
 1990, 13-10 W
 1991, 7-16 L*
 1991, 17-23 L¹

¹ Overtime

NEW ORLEANS (3-2)

1967, 30-10 W*
 1969, 30-10 W
 1973, 14-10 W*
 1986, 14-17 L*
 1989, 6-41 L

N.Y. GIANTS (7-4)

1954, 20-14 W*
 1955, 7-17 L
 1958, 21-24 L
 1958, 23-17 W¹
 1959, 31-16 W^{1*}
 1963, 28-37 L*
 1968, 26-0 W
 1971, 31-7 W
 1975, 21-0 W
 1979, 31-7 W
 1990, 7-24 L*

¹ NFL Championship

N.Y. JETS (24-20)

1968, 7-16 L¹
 1970, 29-22 W
 1970, 35-20 W*
 1971, 22-0 W*
 1971, 14-13 W
 1972, 34-44 L*
 1972, 20-24 L
 1973, 10-34 L*
 1973, 17-20 L
 1974, 35-20 W
 1974, 38-45 L*
 1975, 45-28 W
 1975, 52-19 W*
 1976, 20-0 W
 1976, 33-16 W*
 1977, 20-12 W
 1977, 33-12 W*
 1978, 10-33 L*
 1978, 16-24 L
 1979, 10-8 W*
 1979, 17-30 L
 1980, 17-14 W
 1980, 35-21 W*
 1981, 14-41 L*
 1981, 0-25 L
 1982, 0-37 L
 1983, 17-14 W
 1983, 6-10 L*
 1984, 14-23 L*
 1984, 9-5 W
 1985, 20-25 L
 1985, 17-35 L*
 1986, 7-26 L*
 1986, 16-31 L
 1987, 6-0 W*
 1987, 19-14 W
 1988, 38-14 W*
 1988, 16-34 L

1989, 17-10 W
 1989, 27-10 W*
 1990, 17-14 W*
 1990, 29-21 W
 1991, 6-17 L*
 1991, 28-27 W
¹ Super Bowl III

PHILADELPHIA (7-5)

1953, 14-45 L
 1965, 34-24 W*
 1966, 20-14 W¹
 1967, 38-6 W
 1969, 24-20 W*
 1970, 29-10 W*
 1974, 10-30 L
 1978, 14-17 L*
 1981, 13-38 L
 1983, 22-21 W
 1984, 7-16 L
 1990, 24-23 W
¹ Playoff Bowl

PITTSBURGH (4-11)

1957, 13-19 L*
 1968, 41-7 W
 1971, 34-21 W*
 1974, 0-30 L
 1975, 10-28 L¹
 1976, 14-40 L^{1*}
 1977, 31-21 W*
 1978, 13-35 L
 1979, 13-17 L
 1980, 17-20 L*
 1983, 13-24 L*
 1984, 17-16 W*
 1985, 3-45 L
 1987, 7-21 L
 1991, 3-21 L*

¹ AFC Divisional Playoff

PHOENIX (4-6)

1961, 16-0 W*
 1964, 47-27 W*
 1968, 27-0 W*
 1972, 3-10 L*
 1976, 17-24 L
 1978, 30-17 W
 1980, 10-17 L*
 1981, 24-35 L*
 1984, 33-34 L*
 1990, 17-20

SAN DIEGO (5-6)

1970, 16-14 W
 1972, 20-23 L*
 1976, 37-21 W
 1981, 14-43 L*
 1982, 26-44 L
 1984, 10-38 L*
 1986, 3-17 L*
 1987, 13-16 L*
 1987, 20-7 W
 1988, 16-0 W
 1989, 10-6 W*

SAN FRANCISCO (21-16)

1953, 21-38 L*
 1953, 14-45 L
 1954, 17-13 W*
 1954, 7-10 L
 1955, 26-14 W*

1955, 24-35 L
 1956, 17-20 L*
 1956, 17-30 L
 1957, 27-21 W*
 1957, 13-17 L
 1958, 35-27 W*
 1958, 12-21 L
 1959, 45-14 W*
 1959, 34-14 W
 1960, 22-30 L*
 1960, 10-34 L
 1961, 20-17 W*
 1961, 27-24 W
 1962, 13-21 L*
 1962, 23-3 W
 1963, 20-14 W
 1963, 20-3 W*
 1964, 37-7 W*
 1964, 14-3 W
 1965, 27-24 W*
 1965, 34-28 W
 1966, 36-14 W*
 1966, 30-14 W
 1967, 41-7 W*
 1967, 26-9 W
 1968, 27-10 W*
 1968, 42-14 W
 1969, 21-24 L*
 1969, 17-20 L
 1972, 21-24 L
 1986, 14-35 L
 1989, 24-30 L*

SEATTLE (2-1)

1977, 29-14 W
 1978, 17-14 W
 1991, 3-31 L

TAMPA BAY (4-2)

1976, 42-17 W*
 1979, 26-29 L*
 1985, 31-23 W*
 1987, 24-6 W*
 1988, 35-31 W*
 1991, 3-17 L

WASHINGTON (16-6)

1953, 27-17 W*
 1954, 21-24 L
 1955, 13-14 L*
 1956, 19-17 W*
 1957, 21-17 W
 1958, 35-10 W*
 1959, 24-27 L
 1960, 20-0 W*
 1961, 27-6 W
 1962, 34-21 W*
 1963, 36-20 W
 1964, 45-17 W*
 1965, 38-7 W
 1966, 37-10 W*
 1967, 17-13 W
 1969, 41-17 W*
 1973, 14-22 L
 1977, 10-3 W*
 1978, 21-17 W*
 1981, 14-38 L
 1984, 7-35 L*
 1990, 35-28 W*



SCHEDULES

1992 PRESEASON SCHEDULE

(All times local except London, Tokyo, and Berlin which are ET)

SATURDAY, AUGUST 1

Hall of Fame Game at Canton, Ohio	
N.Y. Jets vs. Philadelphia	3:00 p.m.
American Bowl '92 at Tokyo	
Houston vs. Dallas	10:00 p.m.
Miami vs. Washington at Orlando, Fla.	8:00 p.m.

MONDAY, AUGUST 3

Denver at San Francisco	5:00 p.m.
-------------------------	-----------

FIRST WEEKEND

THURSDAY, AUGUST 6

L.A. Rams at Seattle	6:00 p.m.
----------------------	-----------

FRIDAY, AUGUST 7

Dallas at Miami	8:00 p.m.
-----------------	-----------

SATURDAY, AUGUST 8

NEW ENGLAND AT INDIANAPOLIS	6:30 p.m.
Buffalo at Minnesota	7:00 p.m.
Atlanta at Cleveland	7:00 p.m.
Kansas City at Green Bay	7:00 p.m.
Houston at Detroit	7:00 p.m.
L.A. Raiders at San Francisco	5:00 p.m.
Philadelphia at Pittsburgh	7:00 p.m.
San Diego at Phoenix	7:30 p.m.
Tampa Bay at Denver	4:00 p.m.
Washington at N.Y. Jets	8:00 p.m.

SUNDAY, AUGUST 9

Cincinnati at N.Y. Giants	7:00 p.m.
---------------------------	-----------

MONDAY, AUGUST 10

New Orleans at Chicago	7:00 p.m.
------------------------	-----------

SECOND WEEKEND

FRIDAY, AUGUST 14

San Diego at New England	7:00 p.m.
--------------------------	-----------

SATURDAY, AUGUST 15

SEATTLE AT INDIANAPOLIS

American Bowl '92 at Berlin	
Denver vs. Miami	1:00 p.m.
Atlanta at Tampa Bay	7:00 p.m.
Chicago at Phoenix	5:00 p.m.
Cincinnati at Philadelphia	7:30 p.m.
Cleveland at N.Y. Giants	8:00 p.m.
Houston at Dallas	8:00 p.m.
Kansas City at Minnesota	7:30 p.m.
L.A. Raiders at L.A. Rams	7:00 p.m.

SUNDAY, AUGUST 16

N.Y. Jets vs. Green Bay at Madison, Wisc.	3:00 p.m.
---	-----------

American Bowl '92 at London

San Francisco vs. Washington	1:00 p.m.
------------------------------	-----------

MONDAY, AUGUST 17

Detroit at Buffalo	8:00 p.m.
Pittsburgh at New Orleans	7:00 p.m.

THIRD WEEKEND

FRIDAY, AUGUST 21

San Francisco at San Diego	5:00 p.m.
----------------------------	-----------

SATURDAY, AUGUST 22

INDIANAPOLIS AT CINCINNATI

INDIANAPOLIS AT CINCINNATI	7:30 p.m.
Denver at Dallas	8:00 p.m.
Green Bay at L.A. Rams	6:00 p.m.
Houston at New Orleans	11:30 a.m.
New England at Detroit	7:00 p.m.
N.Y. Giants at N.Y. Jets	8:00 p.m.
Phoenix at Seattle	7:00 p.m.
Tampa Bay at Miami	8:00 p.m.
Washington at L.A. Raiders	1:00 p.m.

SUNDAY, AUGUST 23

Philadelphia at Atlanta	1:30 p.m.
Pittsburgh at Chicago	7:00 p.m.

MONDAY, AUGUST 24

Buffalo at Kansas City	7:00 p.m.
Minnesota at Cleveland	6:00 p.m.

FOURTH WEEKEND

THURSDAY, AUGUST 27

L.A. Rams at San Diego	7:00 p.m.
New Orleans vs. Miami at Baltimore, Md.	8:00 p.m.
N.Y. Jets at Philadelphia	7:30 p.m.

FRIDAY, AUGUST 28

INDIANAPOLIS AT KANSAS CITY

INDIANAPOLIS AT KANSAS CITY	7:00 p.m.
Buffalo at Atlanta	8:00 p.m.
Chicago at Dallas	7:00 p.m.
Cleveland at Tampa Bay	7:30 p.m.
Detroit at Cincinnati	7:30 p.m.
Phoenix at Denver	7:00 p.m.
Seattle at San Francisco	5:00 p.m.

SATURDAY, AUGUST 29

Minnesota at Washington	8:00 p.m.
New England vs. Green Bay at Milwaukee	7:00 p.m.
N.Y. Giants at Pittsburgh	7:00 p.m.
Houston at L.A. Raiders	1:00 p.m.

1992 NATIONAL FOOTBALL LEAGUE SCHEDULE

(All times local)

SUNDAY, SEPTEMBER 6 (1st WEEKEND)

CLEVELAND AT INDIANAPOLIS	12:00
Cincinnati at Seattle	1:00
Detroit at Chicago	12:00
Kansas City at San Diego	1:00

L.A. Rams at Buffalo	1:00
Minnesota at Green Bay	12:00
New England at Miami	4:00
New Orleans at Philadelphia	1:00
N.Y. Jets at Atlanta	1:00

SCHEDULES



Phoenix at Tampa Bay 4:00
 Pittsburgh at Houston 12:00
 San Francisco at N.Y. Giants 4:00
 L.A. Raiders at Denver 6:00
MONDAY, SEPTEMBER 7
 Washington at Dallas 8:00

SUNDAY, SEPTEMBER 13 (2nd WEEKEND)
HOUSTON AT INDIANAPOLIS 3:00
 Atlanta at Washington 1:00
 Buffalo at San Francisco 1:00
 Chicago at New Orleans 12:00
 Dallas at N.Y. Giants 1:00
 Green Bay at Tampa Bay 1:00
 L.A. Raiders at Cincinnati 1:00
 Minnesota at Detroit 1:00
 New England at L.A. Rams 1:00
 N.Y. Jets at Pittsburgh 4:00
 San Diego at Denver 2:00
 Seattle at Kansas City 12:00
 Philadelphia at Phoenix 5:00
MONDAY, SEPTEMBER 14
 Miami at Cleveland 9:00

SUNDAY, SEPTEMBER 20 (3rd WEEKEND)
INDIANAPOLIS AT BUFFALO 8:00
 Cincinnati at Green Bay 12:00
 Cleveland at L.A. Raiders 1:00
 Denver at Philadelphia 1:00
 Detroit at Washington 4:00
 Kansas City at Houston 12:00
 L.A. Rams at Miami 4:00
 New Orleans at Atlanta 1:00
 Phoenix at Dallas 3:00
 Pittsburgh at San Diego 1:00
 San Francisco at N.Y. Jets 1:00
 Seattle at New England 1:00
 Tampa Bay at Minnesota 12:00
MONDAY, SEPTEMBER 21
 N.Y. Giants at Chicago 8:00

SUNDAY, SEPTEMBER 27 (4th WEEKEND)
OPEN DATE: FIVE NFC EAST TEAMS: AFC EAST FIFTH-PLACE TEAM
 Atlanta at Chicago 12:00
 Buffalo at New England 1:00
 Denver at Cleveland 1:00
 Miami at Seattle 1:00
 Minnesota at Cincinnati 1:00
 N.Y. Jets at L.A. Rams 1:00
 Pittsburgh at Green Bay 3:00
 San Diego at Houston 12:00
 Tampa Bay at Detroit 1:00
 San Francisco at New Orleans 7:00
MONDAY, SEPTEMBER 28
 L.A. Raiders at Kansas City 8:00

SUNDAY, OCTOBER 4 (5th WEEKEND)
OPEN DATE: FOUR AFC CENTRAL TEAMS
INDIANAPOLIS AT TAMPA BAY 1:00
 Chicago at Minnesota 12:00
 Green Bay at Atlanta 1:00
 Kansas City at Denver 2:00
 L.A. Rams at San Francisco 1:00
 Miami at Buffalo 1:00
 New Orleans at Detroit 1:00
 N.Y. Giants at L.A. Raiders 1:00
 Seattle at San Diego 1:00
 Washington at Phoenix 1:00
 New England at N.Y. Jets 8:00
MONDAY, OCTOBER 5
 Dallas at Philadelphia 9:00

SUNDAY, OCTOBER 11 (6th WEEKEND)
OPEN DATE: FIVE NFC CENTRAL TEAMS: AFC WEST FIFTH-PLACE TEAM
N.Y. JETS AT INDIANAPOLIS 3:00
 Atlanta at Miami 1:00
 Buffalo at L.A. Raiders 1:00
 Houston at Cincinnati 4:00
 Philadelphia at Kansas City 12:00
 Phoenix at N.Y. Giants 1:00
 Pittsburgh at Cleveland 1:00
 San Francisco at New England 1:00
 Seattle at Dallas 12:00
 L.A. Rams at New Orleans 6:30
MONDAY, OCTOBER 12
 Denver at Washington 9:00

THURSDAY, OCTOBER 15 (7th WEEKEND)
OPEN DATE: FOUR AFC EAST TEAMS
 Detroit at Minnesota 6:30
SUNDAY, OCTOBER 18
SAN DIEGO AT INDIANAPOLIS 12:00
 Atlanta at San Francisco 1:00
 Green Bay at Cleveland 1:00
 Houston at Denver 2:00
 Kansas City at Dallas 12:00
 L.A. Raiders at Seattle 1:00
 New Orleans at Phoenix 1:00
 N.Y. Giants at L.A. Rams 1:00
 Philadelphia at Washington 1:00
 Tampa Bay at Chicago 12:00
MONDAY, OCTOBER 19
 Cincinnati at Pittsburgh 9:00

SUNDAY, OCTOBER 25 (8th WEEKEND)
OPEN DATE: FOUR NFC WEST TEAMS
INDIANAPOLIS AT MIAMI 4:00
 Chicago at Green Bay 12:00
 Cincinnati at Houston 12:00
 Cleveland at New England 4:00
 Dallas at L.A. Raiders 1:00
 Denver at San Diego 1:00
 Detroit at Tampa Bay 1:00
 Phoenix at Philadelphia 1:00
 Seattle at N.Y. Giants 1:00
 Washington at Minnesota 12:00
 Pittsburgh at Kansas City 6:30
MONDAY, OCTOBER 26
 Buffalo at N.Y. Jets 9:00

SUNDAY, NOVEMBER 1 (9th WEEKEND)
OPEN DATE: FOUR AFC WEST TEAMS
INDIANAPOLIS AT SAN DIEGO 1:00
 Cleveland at Cincinnati 4:00
 Green Bay at Detroit 1:00
 Houston at Pittsburgh 1:00
 L.A. Rams at Atlanta 1:00
 Miami at N.Y. Jets 1:00
 New England at Buffalo 1:00
 Philadelphia at Dallas 3:00
 San Francisco at Phoenix 2:00
 Tampa Bay at New Orleans 12:00
 N.Y. Giants at Washington 8:00
MONDAY, NOVEMBER 2
 Minnesota at Chicago 8:00


SUNDAY, NOVEMBER 8 (10th WEEKEND)
MIAMI AT INDIANAPOLIS 1:00
 Cleveland at Houston 12:00
 Dallas at Detroit 1:00
 Green Bay at N.Y. Giants 1:00
 L.A. Raiders at Philadelphia 1:00
 Minnesota at Tampa Bay 1:00



SCHEDULES

New Orleans at New England	1:00	Cincinnati at Cleveland	1:00
N.Y. Jets at Denver	2:00	Dallas at Denver	2:00
Phoenix at L.A. Rams	1:00	Detroit vs. Green Bay at Milw.	12:00
Pittsburgh at Buffalo	4:00	Kansas City at L.A. Raiders	1:00
San Diego at Kansas City	3:00	Miami at San Francisco	1:00
Washington at Seattle	1:00	Minnesota at Philadelphia	1:00
Cincinnati at Chicago	7:00	N.Y. Jets at Buffalo	1:00
MONDAY, NOVEMBER 9		San Diego at Phoenix	2:00
San Francisco at Atlanta	9:00	Seattle at Pittsburgh	1:00
		Washington at N.Y. Giants	4:00
SUNDAY, NOVEMBER 15 (11th WEEKEND)		L.A. Rams at Tampa Bay	8:00
NEW ENGLAND AT INDIANAPOLIS	1:00	MONDAY, DECEMBER 7	
Chicago at Tampa Bay	4:00	Chicago at Houston	8:00
Cincinnati at N.Y. Jets	1:00		
Detroit at Pittsburgh	1:00	SATURDAY, DECEMBER 12 (15th WEEKEND)	
Houston at Minnesota	12:00	Denver at Buffalo	12:30
L.A. Rams at Dallas	12:00	N.Y. Giants at Phoenix	2:00
New Orleans at San Francisco	1:00	SUNDAY, DECEMBER 13	
Philadelphia vs. Green Bay		INDIANAPOLIS AT N.Y. JETS	1:00
at Milw.	12:00	Atlanta at Tampa Bay	1:00
Phoenix at Atlanta	1:00	Cincinnati at San Diego	1:00
San Diego at Cleveland	1:00	Cleveland at Detroit	1:00
Seattle at L.A. Raiders	1:00	Dallas at Washington	1:00
Washington at Kansas City	12:00	New England at Kansas City	12:00
N.Y. Giants at Denver	6:00	New Orleans at L.A. Rams	1:00
MONDAY, NOVEMBER 16		Philadelphia at Seattle	1:00
Buffalo at Miami	9:00	Pittsburgh at Chicago	12:00
		San Francisco at Minnesota	12:00
SUNDAY, NOVEMBER 22 (12th WEEKEND)		Green Bay at Houston	7:00
INDIANAPOLIS AT PITTSBURGH	1:00	MONDAY, DECEMBER 14	
Atlanta at Buffalo	1:00	L.A. Raiders at Miami	9:00
Cleveland at Minnesota	12:00		
Dallas at Phoenix	2:00	SATURDAY, DECEMBER 19 (16th WEEKEND)	
Denver at L.A. Raiders	1:00	Tampa Bay at San Francisco	1:00
Detroit at Cincinnati	1:00	Kansas City at N.Y. Giants	12:30
Green Bay at Chicago	12:00	SUNDAY, DECEMBER 20	
Houston at Miami	1:00	PHOENIX AT INDIANAPOLIS	1:00
N.Y. Jets at New England	4:00	Buffalo at New Orleans	12:00
Philadelphia at N.Y. Giants	1:00	Chicago at Detroit	4:00
San Francisco at L.A. Rams	1:00	Houston at Cleveland	1:00
Tampa Bay at San Diego	1:00	L.A. Rams at Green Bay	12:00
Kansas City at Seattle	5:00	Minnesota at Pittsburgh	1:00
MONDAY, NOVEMBER 23		New England at Cincinnati	1:00
Washington at New Orleans	8:00	San Diego at L.A. Raiders	1:00
		Seattle at Denver	2:00
THURSDAY, NOVEMBER 26 (13th WEEKEND)		Washington at Philadelphia	1:00
Houston at Detroit	12:30	N.Y. Jets at Miami	8:00
N.Y. Giants at Dallas	3:00	MONDAY, DECEMBER 21	
SUNDAY, NOVEMBER 29		Dallas at Atlanta	9:00
BUFFALO AT INDIANAPOLIS	4:00		
Chicago at Cleveland	1:00	SATURDAY, DECEMBER 26 (17th WEEKEND)	
Kansas City at N.Y. Jets	1:00	L.A. Raiders at Washington	4:00
Miami at New Orleans	12:00	New Orleans at N.Y. Jets	12:30
Minnesota at L.A. Rams	1:00	SUNDAY, DECEMBER 27	
New England at Atlanta	1:00	INDIANAPOLIS AT CINCINNATI	1:00
Philadelphia at San Francisco	1:00	Atlanta at L.A. Rams	1:00
Phoenix at Washington	1:00	Chicago at Dallas	3:00
Pittsburgh at Cincinnati	1:00	Cleveland at Pittsburgh	1:00
Tampa Bay vs. Green Bay		Denver at Kansas City	12:00
at Milw.	12:00	Green Bay at Minnesota	12:00
L.A. Raiders at San Diego	5:00	Miami at New England	1:00
MONDAY, NOVEMBER 30		N.Y. Giants at Philadelphia	1:00
Denver at Seattle	6:00	San Diego at Seattle	1:00
		Tampa Bay at Phoenix	2:00
THURSDAY, DECEMBER 3 (14th WEEKEND)		Buffalo at Houston	7:00
Atlanta at New Orleans	7:00	MONDAY, DECEMBER 28	
SUNDAY, DECEMBER 6		Detroit at San Francisco	6:00
INDIANAPOLIS AT NEW ENGLAND	1:00		

Everything you
want a beer to be.™



Proud Sponsor of



MILLER BREWING COMPANY
REMINDS YOU TO PLEASE:



Miller Brewing Co., Milwaukee, WI



MARSH 

SUPERMARKETS
RIGHT FOR TODAY'S
LIFESTYLE

THE ORIGINAL
POMPEIAN
IMPORTED VIRGIN
OLIVE OIL

NET 16 FL. OZ. (1-PT. 1/473 ml)