



# INDIANAPOLIS COLTS 2001 MEDIA GUIDE



[WWW.COLTS.COM](http://WWW.COLTS.COM)

*If you're going to do something,*

*"I'm going to get up every morning and watch the sunrise."*

*"Take Rocky on a two mile walk every day."*

*"And maybe even train for a marathon."*

*do it with all your heart.*

He thought it was a heart attack. So would a lot of doctors in many hospitals. But Frank actually had a tear in his aorta, a vessel in his heart. The wrong diagnosis could have ended his life. But the cardiologists on call at Clarian Health have access to the latest diagnostic tools; tools such as Tele-echo cardiography, which allows them to make an accurate diagnosis even before the physician reaches the hospital. As one of the nation's leading teaching and clinical institutions, The Clarian Cardiovascular Center and the physicians of Krannert Institute of Cardiology and the IU School of Medicine, and Methodist Heart Institute pioneer the latest breakthroughs in medicine. It's just one of the reasons The Clarian Cardiovascular Center is the only comprehensive heart center in Indiana. And a big reason why Rocky will need to take it easy long before Frank does.



THE CLARIAN  
CARDIOVASCULAR  
CENTER

♥ THE HOSPITAL FOR ALL YOUR *heart* NEEDS



To request more information about The Clarian Cardiovascular Center, please call 317 916-3525 or visit us on the web at [www.clarian.com](http://www.clarian.com)

## 2001 SEASON SCHEDULE

Date	Opponent	Time
Saturday, August 11	SEATTLE SEAHAWKS	7:00 p.m.
Saturday, August 18	DETROIT LIONS	7:00 p.m.
Friday, August 24	at Minnesota Vikings	7:00 p.m.
Thursday, August 30	at Cincinnati Bengals	6:30 p.m.
<b>REGULAR SEASON</b>		
Sunday, September 9	at New York Jets	12:00 p.m.
Sunday, September 16	DENVER BRONCOS	12:00 p.m.
Sunday, September 23	BUFFALO BILLS	12:00 p.m.
Sunday, September 30	at New England Patriots	12:00 p.m.
Sunday, October 7	Open Date	
Sunday, October 14	OAKLAND RAIDERS	7:30 p.m.
Sunday, October 21	NEW ENGLAND PATRIOTS	12:00 p.m.
Sunday, October 28	at Kansas City Chiefs	1:00 p.m.
Sunday, November 4	at Buffalo Bills	4:15 p.m.
Sunday, November 11	MIAMI DOLPHINS	1:00 p.m.
Sunday, November 18	at New Orleans Saints	1:00 p.m.
Sunday, November 25	SAN FRANCISCO 49ERS	1:00 p.m.
Sunday, December 2	at Baltimore Ravens	1:00 p.m.
Monday, December 10	at Miami Dolphins	9:00 p.m.
Sunday, December 16	ATLANTA FALCONS	1:00 p.m.
Sunday, December 23	NEW YORK JETS	8:30 p.m.
Sunday, December 30	at St. Louis Rams	1:00 p.m.

## HOME GAMES

All times local to Indianapolis

## INDEX

Alumni .....	155-160	Records:	
Biographies:		Attendance .....	176-177
Administration .....	30-34	Individual .....	178-192
Assistant Coaches .....	13-21	Playoffs .....	231-238
Draft Choices .....	104-108	Team .....	193-201
Irsay, Jim .....	3-4	Results:	
Mora, Jim .....	8-11	Preseason .....	239-241
Polian, Bill .....	5	Regular Season .....	242-293
Veteran Players .....	35-103	Review of 2000:	
Championship Games .....	216-230	Game Summaries .....	113-129
Draft History .....	164-170	Statistics:	
Free Agency .....	175	Individual .....	130-132, 134-135
Hall of Fame Colts .....	147-149	Seasonal Leaders .....	202-208
History of the Colts .....	136-145	Team .....	133
Honors .....	150-154	Rosters .....	109-110
Jersey Numbers .....	161-163	Schedule:	
League Contacts .....	111	Colts .....	1
Overtime History .....	170	NFL .....	302-304
		Series Records .....	294-300
		Stadium Records .....	301
		Trade History .....	171-174
		NFL Stadiums .....	163

The Colts' logo and the name Indianapolis Colts are trademarks of the Indianapolis Colts, Inc.

## INDIANAPOLIS COLTS

PO Box 535000 • Indianapolis, IN 46253  
 (317) 297-2658—Switchboard • (317) 297-7000—Ticket Office  
 (317) 297-8971—Fax • (317) 388-0982—PR Fax  
 E-mail: [info@colts.com](mailto:info@colts.com) • <http://www.colts.com>

The 2001 Media Guide was compiled by Craig Kelley and Ryan Robinson and is meant to serve as an information source for the media and NFL fans. Information contained herein was compiled by current and previous Colts Public Relations staffs. Editorial assistance, Terry Musolf, John Turney, Joe Cronin, Joe Harrigan, Elias Sports Bureau. Printing by Sport Graphics. Cover design by Jennifer DeLeonardis. Layout by Becky Smoot and Jennifer DeLeonardis. Photographs by Don Larson and through the club's archives.

# INDIANAPOLIS COLTS ADMINISTRATION

## ADMINISTRATION

**James Irsay**, Owner and CEO  
**Bill Polian**, President  
**Pete Ward**, Senior Executive Vice President  
**Bob Terpening**, Executive Vice President  
**Roy Compton**, Sr. Vice President of Sales/Marketing

## LEGAL

**Dan Luther**, General Counsel

## COACHING STAFF

**Jim Mora**, Head Coach  
**George Catavolos**, Asst. Head Coach/Defensive Backs  
**Vic Fangio**, Defensive Coordinator  
**Todd Grantham**, Defensive Line  
**Gene Huey**, Running Backs  
**John Hufnagel**, Quarterbacks  
**Tony Marciano**, Tight Ends  
**Tom Moore**, Offensive Coordinator  
**Howard Mudd**, Offensive Line  
**Mike Murphy**, Linebackers  
**Jay Norvell**, Wide Receivers  
**John Pagano**, Defensive Assistant  
**Kevin Spencer**, Special Teams  
**Jon Tarine**, Strength and Conditioning  
**Richard Howell**, Asst. Strength and Conditioning  
**Cathy Catellier**, Assistant to the Head Coach  
**Jackie Belter**, Coaching Assistant

## FOOTBALL OPERATIONS

**Dom Anile**, Director of Football Operations  
**Clyde Powers**, Director of Pro Player Personnel  
**Chris Polian**, Asst. Director of Football Operations  
**Steve Champlin**, Director of Player Development  
**John Becker**, Coordinator of Player Personnel  
**Mike Butler**, Director of College Scouting  
**Tom Telesco**, Pro Scout  
**Paul Roell**, Area Scout  
**David Caldwell**, Area Scout  
**Tom Gamble**, Area Scout  
**Todd Vasvari**, Area Scout  
**Bill Shunkwiler**, Area Scout  
**Byron Lusby**, Area Scout  
**Bob Guarini**, Area Scout  
**Matt Terpening**, Area Scout  
**Mike Churco**, Area Scout  
**Ryan Cavanaugh**, Scouting Assistant  
**Mark Ellenz**, Scouting Assistant  
**Michael Zunk**, Director of Security  
**Debbie Finn**, Asst. to the Dir. of Football Operations  
**Stefani Paul**, Player Development Assistant

## FINANCE

**Kurt Humphrey**, Vice President of Finance  
**Herm Stonitsch**, Controller  
**Dave Filar**, Purchasing Administrator  
**Beverly Slater**, Accounting Assistant  
**Mary Clugston**, Accounting Assistant

## PUBLIC RELATIONS

**Craig Kelley**, Vice President of Public Relations  
**Ryan Robinson**, Assistant Director of Public Relations  
**Bob Lamey**, Voice of the Colts  
**John Oehser**, Colts.com Writer  
**Pamela Humphrey**, Public Relations Assistant

## TICKET OPERATIONS

**Larry Hall**, Vice President of Ticket Operations  
**Bob Parenteau**, Asst. Director of Ticket Operations  
**Jamil Stafford**, Ticket Operations Assistant  
**Sara Horvath**, Ticket Operations Assistant

## CORPORATE SALES

**Jay Souers**, Executive Director of Sponsorship Sales  
**Brad Beery**, Sponsorship Account Manager  
**Teresa Bennett**, Sponsorship Account Manager  
**Chris Brelage**, Sponsorship Account Manager  
**Pam Carr**, Sponsorship Account Manager  
**Shelley Raper**, Sponsorship Account Manager  
**Pat Smith**, Sponsorship Account Manager  
**Jennifer Beaver**, Sponsorship Sales Assistant  
**Susie Peters**, Sponsorship Sales Assistant

## MEDICAL STAFF

**Hunter Smith**, Head Athletic Trainer  
**Dave Hammer**, Assistant Athletic Trainer  
**Dave Walston**, Assistant Athletic Trainer  
**Arthur C. Rettig, MD**, Orthopedic Surgeon  
**Gary Misamore, MD**, Orthopedic Surgeon  
**Tom Klootwyk, MD**, Orthopedic Surgeon  
**Doug Robertson, MD**, Physician

## VIDEO

**Marty Heckscher**, Video Director  
**John Starliper**, Assistant Video Director

## EQUIPMENT

**Jon Scott**, Equipment Manager  
**Mike Mays**, Assistant Equipment Manager  
**Sean Sullivan**, Equipment Assistant

## INFORMATION SYSTEMS

**Troy Bigelow**, Director Football Information Systems  
**Ryan Fannin**, Network Administrator

## COMMUNITY RELATIONS/MARKETING

**Tom Zupancic**, Vice President/Business Development  
**Bill Brooks**, Dir. of Community Dev./Player Relations  
**Nicole Duncan**, Dir. of Community Relations/Marketing  
**Greg Hylton**, Director of Ticket Sales/Marketing  
**Kip Brownfield**, Ticket Sales Acct./Event Mgr.  
**Kim Broad**, Corporate Suite Mgr./Marketing Asst.  
**Kevin Kirkhoff**, Ticket Sales Account/Entertainment Manager

**Jett Branham**, Comm. Relations Mgr./Marketing Asst.  
**David Blume**, Manager of Website Development  
**AJ Macht**, New Media Coordinator  
**Melanie Heaviland**, Event Coordinator  
**Matt Mason**, Retail Manager  
**Kristin MacAllister**, Merchandise Coordinator  
**Jenny Shaeffer**, Pro Shop

## FRONT OFFICE STAFF

**Sue Kelly**, Assistant to the President  
**Traci Morgan**, Asst. to the Senior Executive Vice President  
**Linda Brown**, Asst. to the Executive Vice President  
**Dave Liptak**, Special Projects Manager  
**Carol Ballinger**, Receptionist/Assistant  
**Heidi Klene**, Travel Consultant

## FACILITIES

**Scott Davis**, Colts Pavilion Manager  
**Troy Glendenning**, Building/Grounds Assistant  
**George Kirkland**, Administrative Assistant  
**Mike Martin**, Groundskeeper  
**Doug Melton**, Office Assistant  
**Wade Smith**, Building/Grounds Assistant  
**Danny Thompson**, Building/Grounds Assistant  
**Tony Walker**, Building/Grounds Assistant  
**Bill Allee**, Memorabilia Advisor



## JIM IRSAY

Owner and Chief Executive Officer

Though Jim Irsay is only in his fifth season as Owner and Chief Executive Officer of the Indianapolis Colts, his involvement dates back to 1972 when his family acquired the team. Building on his nearly 30 years with the team, Irsay, 42, is one of the most dedicated and involved owners in the National Football League.

In his first year of ownership (1997), he developed and implemented a plan to breathe new life into the franchise. Among his accomplishments that first year were: a new lease agreement with the city, a major stadium renovation, an extensive new and creative sales and marketing program and a major expansion and remodeling of the team's practice facility, the Union Federal Football Center. In the final month of that year he hired Bill Polian as team president and began the following year by hiring Head Coach Jim Mora in January.

His commitment to excellence produced consecutive double-digit victory seasons (13-3 in 1999 and 10-6 in 2000). The team has played before sold-out crowds for every regular season game in the

past two seasons and has made the playoffs in both years. In 1999, the Colts posted the best one-season turnaround by any team in the NFL's 80 seasons. In addition to winning the division crown that year, they also tied franchise records for most wins in a season (13, 1968) and consecutive victories (11, 1964, 1975-76). The team begins this year with 16 straight soldout regular season home games, only two games away from a new record for consecutive sellouts in Indianapolis.

With a clear vision that includes bringing the Lombardi Trophy to Indianapolis, Irsay is a strong advocate for empowerment. "I absolutely believe that you win by putting the right people in place, then letting them do their jobs. My role is to motivate and help people achieve our shared vision. Since the end of last season, I have met with players, coaches, other football personnel and the front office to challenge them to find their own ways to advance the team as a whole," Irsay states.

He began his association with the club as a youth working as a ball boy. Upon his college graduation, he joined the professional staff in 1982. He was named Vice President and General Manager in 1984 when the club moved to Indianapolis. He served in that capacity until taking the role of Senior Executive Vice President, General Manager and Chief Operating Officer in April of 1996. Under his leadership, the Colts have made five playoff appearances, won two AFC Eastern Division titles and advanced to the AFC Championship Game following the 1995 season.

An active and participating owner, Irsay has served on several NFL committees throughout his career. Currently, he serves on the Executive Committee of the League's Management Council, one of the NFL's most prestigious working groups. He also serves on the Super Bowl Policy Committee. Past involvement includes work on the Pro-College Relations Committee. He was also part of the Realignment Working Group and the Working Club Executive Committee that authored the NFL's Collective Bargaining Agreement in 1993.

Irsay is a leader in the Indianapolis community as well as the State of Indiana. "As Indiana's only NFL team, we understand that Hoosier pride isn't restricted to Central Indiana," he said. Conducting the Colts' training camp in Indiana (Anderson for the first 15 years and Terre Haute for the past three years) is just one example of Irsay's emphasis on building strong relationships throughout the state. The franchise's Colts Caravan travels to Indiana cities in the summer as another way to build bridges throughout the state.

"We are actively working to create a strong Hoosier tradition in professional football. Our fans - here in Indianapolis and throughout the entire State of Indiana - bring an important element into the stadium each game. In the past few years, we have established a well-known reputation in the NFL for being a "tough" place to play. The level of passion for winning, shared by the entire Colts' organization and the fans, will produce more and more wins for us each year," Irsay predicts.

Jim and his wife Meg actively oversee the Colts' extensive contributions program. Currently, Jim serves on the boards of the Greater Indianapolis Progress Committee, the Indianapolis Convention and Visitors Association, United Way of Central Indiana and Noble of Indiana. Meg serves on the board of Dance Kaleidoscope.

The Irsays and the Colts' organization have been widely recognized for their generosity and spirit of giving. The franchise has been honored as Corporate Philanthropist of the Year by the Indiana Society of Fund-Raising Executives and as the first winner of the Spirit of Indianapolis Award.

The Colts contribute in many ways. In addition to cash donations, the franchise provides merchandise and tickets to hundreds of organizations each year. And when the complex was remodeled two years ago, a large Pavilion was added - a facility that is offered to not-for-profit groups for their fundraising events.

Irsay was born June 13, 1959 in Lincolnwood, Ill. He attended Loyola Academy in Wilmette, Ill., where he played golf, boxed and was an avid weight-conditioner. Irsay received his bachelor's

degree in broadcast journalism from Southern Methodist University in 1982. He played linebacker for a year and a half with the Mustangs as a walk-on before an ankle injury ended his career.

In July of 1991, Irsay ran in the 26.2-mile Grandma's Marathon in Duluth, Minnesota. In 1987, Irsay competed as a super-heavyweight (275-pound and up weight class) of the Ohio Buckeye Powerlifting Championships. He earned a second-place showing with combined lifts exceeding 1,000 pounds.

He plays the guitar and writes music. He wrote and helped produce the song, 'Colors', a tribute to AIDS victim Ryan White. This year, he is producing a collection of music composed and/or performed by female artists from Central Indiana. Cathy Morris, Carrie Newcomer, Jennie DeVoe and the Hampton Sisters are among the musicians featured.

Earlier this year, the City announced an initiative to develop Indianapolis as a cultural tourism destination. Demonstrating their support for this project, the Irsays have agreed to sponsor the next three seasons of Dance Kaleidoscope, Indiana's premier professional contemporary dance company. In addition, Irsay brought a major piece of literary history to Indiana when he purchased the original manuscript of Jack Kerouac's, *On the Road*. His winning bid set a world record for the highest amount ever paid for a manuscript at auction. The book was written in 1951, then published in 1957 and is regarded as one of the most important novels of the 20th century. It not only contributed to the origin of the beat generation, it was the inspiration for countless books and music. A program to "tour" the scroll is in the early stages of development.

Jim and his wife, Meg, have three daughters, Carlie (20), Casey (18) and Kalen (14).





## BILL POLIAN

### President

Bill Polian is in his fourth season as President of the Indianapolis Colts. Polian was named to his post by Owner and C.E.O. Jim Irsay on December 22, 1997.

Polian oversees all football and administrative aspects of the Colts organization. In addition to guiding the club's administrative functions, he has created a football blueprint that points to a bright future for Indianapolis. Polian has restructured the club's personnel department, and he gave direction for the implementation of a state-of-the-art computer program to service all football functions. Along with Jim Irsay, Polian presided over a seven-million dollar building expansion that provides the Colts with one of the NFL's best training facilities.

The most dramatic accomplishment during Polian's tenure is the on-field resurgence of the Colts. The club has posted consecutive double-digit victory seasons for the first time since 1976-77, and the club's 23 wins during the 1999-2000 regular seasons are tied for second-most in the NFL. Indianapolis was 10-6 in 2000 and 13-3 in 1999, earning consecutive playoff appearances. In 1999, the Colts produced a 10-game turnaround from 1998, the best one-season improvement in the NFL's 81 seasons. The club tied franchise records for consecutive wins (11) and victories in a season. The Colts captured the AFC Eastern Division crown and brought the City of Indianapolis its first such flag since 1987.

A keen judge of talent, Polian's expertise has changed the face of the team. Only nine Colts pre-date Polian's arrival, and he helped rebuild a proud franchise. His first two draft classes yielded QB-Peyton Manning, WRs-Jerome Pathon and E.G. Green, OG-Steve McKinney, RB-Edgerrin James and LB-Mike Peterson, among others. The 2000 draft class included LBs-Rob Morris and Marcus Washington, DB-David Macklin and DT-Josh Williams. Polian's forays into veteran free agency produced starters in DBs-Jeff Burris and Chad Cota, DE-Chad Bratzke, LBs-Cornelius Bennett and Dwight Hoolier. He also found key additions in K-Mike Vanderjagt and WR-Terrence Wilkins. The selections of Manning (D1-98, first overall) and James (D1-99, fourth overall) reaped instant dividends. Manning set every measurable rookie record, and his first three years have been as productive as any young quarterback in NFL history. James opened his career with consecutive NFL rushing titles, only the fifth player to accomplish that feat. Manning, James and WR-Marvin Harrison have earned Pro Bowl honors the past two seasons.

Polian's record is unique among NFL administrators. He was recognized by The Sporting News in 1999 as Executive of the Year, his fifth time as the award's winner. Polian and George Young, currently the NFL's Senior Vice President of Football Operations, are the only executives to win the award five or more times. Polian is one of three men to win the award multiple times.

Polian's teams have produced a combined regular season record of 123-100 with him as either general manager or president (71-56, Buffalo, 1985-92; 26-22, Carolina, 1995-97; 26-22, Colts, 1998-00). Discounting the startup season records of 1985 and 1986 at Buffalo, 1995 at Carolina and 1998 with the Colts, Polian's mark is 107-52. Polian has been a part of six 11+ victory seasons (12-4, 1988; 13-3, 1990; 13-3, 1991; 11-5, 1992 with Buffalo; 12-4, 1996 with Carolina; 13-3 with Colts, 1999) during his career. He has been a part of a division-winner in every NFL stop (1988-91 with Buffalo; 1996 with Carolina; 1999 with Colts). In 14 seasons as a general manager or president, his teams have made eight playoff and five conference championship game appearances. Thirteen Bills players and 10 Panthers players drafted or obtained by Polian have made a total of 69 Pro Bowl appearances.

Polian, 58, joined the Colts with an illustrious path of success in the NFL. Polian entered the league as a pro scout for Kansas City in 1978. He worked five years with the Chiefs before moving to the Chicago Blitz of the USFL as personnel director. In 1983, he worked as player personnel director for Winnipeg of the CFL. He helped build a team that won two CFL Championships. Polian joined the Buffalo Bills in 1984 as pro personnel director and was promoted to general manager on December 30, 1985. His acquisitions included the 1986 signing of QB-Jim Kelly from the USFL, the 1987 trading for Bennett and the waiver acquisition of Pro Bowler Steve Tasker. Subsequent draft picks included DE-Bruce Smith, OT-Will Wolford, RB-Thurman Thomas and WR-Andre Reed. Those moves aided Buffalo to reverse a record of 8-40 from 1984-86 to a 58-22 mark from 1988-92. The Bills reached Super Bowls XXV, XXVI and XXVII during Polian's tenure, then added a fourth Super Bowl in 1993, becoming the only team to qualify for four consecutive Super Bowls. Polian presented former Buffalo Head Coach Marv Levy at his Pro Football Hall of Fame induction in August of 2001.

Polian served as Vice President of Football Development for the NFL during the 1993 season. He helped formulate and implement the league's current Collective Bargaining Agreement. Polian joined the expansion Panthers as Carolina prepped for league play in 1995. The Panthers won the 1996 NFC Western Division title. Carolina beat Dallas, 26-17, before falling in the NFC Championship Game at Green Bay, 30-13.

Polian, born December 8, 1942, is a graduate of Mount Saint Michael Academy in the Bronx, N.Y. Polian holds a bachelor's degree in education from New York University, where he played football and wrestled. He and his wife, Eileen, have four children: Lynn Polian Clouden (3/19/68), Chris (10/7/71), Brian (12/22/74) and Dennis (11/10/76), and two grandchildren, Annie (3) and Will Clouden (1).



## **PETE WARD**

### Senior Executive Vice President

Pete Ward is in his 21st season with the Colts. He was promoted to Senior Executive Vice President in 2001. He earned the title of Executive Vice President of Administration in June of 2000. He served as Senior Vice President of Administration in 1999.

Ward's duties and experiences within the organization have been wide-ranging and varied. He began his affiliation with the Colts in 1981 as a summer and seasonal intern in the team's public relations department. Following his graduation from the University of Virginia in 1982, Ward was hired as the club's

Administrative Assistant. He was promoted to Director of Operations shortly after the team's arrival in Indianapolis in April 1984, and served as Executive Director/Operations in 1996. He was named Vice President of Administration in 1997.

In addition to general administrative management, Ward's various duties include overseeing the team's training facility expansion as well as serving as the Colts' liaison for the RCA Dome renovation. He currently serves on the developmental board of the I.U. Cancer Center, and on the board of directors of the Indianapolis Symphony Orchestra.

Born in New Orleans, Louisiana and raised in Carmel, California, Ward resides with his wife, Lena, and their children, Maddy (7) and Sam (6).



## **DAN LUTHER**

### General Counsel

Dan Luther is in his first season with the Colts as General Counsel after being named to the post in March. Luther, a partner in the Chicago-based law firm of Mayer, Brown & Platt, has worked with the Colts organization since 1996 and has represented Colts Owner Jim Irsay in legal matters since 1988. His law practice focuses on tax planning and wealth management issues. Luther represented the Colts as outside counsel in the substantial modification to the RCA Dome lease in 1998 and handled the administration of the Estate of the Colts' late owner, Robert Irsay. Luther graduated magna cum laude from Georgetown University with an A.B. in government and economics in 1983 and a J.D. in 1986. He has

practiced law at Mayer, Brown & Platt since his graduation from law school. He grew up in Sayreville, New Jersey. He and his wife, Kathy, have two children and reside in Oak Park, Ill.



## **BOB TERPENING**

### Executive Vice President

Bob Terpening, whose association with the Colts goes back to 1970, was promoted to Executive Vice President in June of 2000. He earned the title of Senior Vice President in 1999. He was named Vice President in 1997. He served as Assistant General Manager from May of 1984 until 1997.

Terpening began working with the Colts in 1970, grading films during his tenure as the head football coach at Baltimore City College H.S. In 1971, he joined the New England Patriots' scouting department. In 1977, Terpening returned to the Colts as a college scout and in January of 1982 was named Director of Pro

Personnel. He held that position until his elevation to Assistant General Manager.

Terpening received his bachelor's degree from Shepherd College in West Virginia and then earned his master's degree from the University of West Virginia. He also did additional graduate study at John's Hopkins.

Terpening and his wife, Virginia, have two sons, Chris (29), and Matt (25), and a granddaughter, Kate. Matt is an area scout in the Colts' scouting department.





## RAY COMPTON

### Senior Vice President of Sales and Marketing

Ray Compton is in his fourth season with the Colts, his second as Senior Vice President of Sales and Marketing. He previously served as Vice President of Sales and Marketing. Compton joined the Colts in December of 1997 as Executive Director of Sales and Marketing. Compton oversees the club's aggressive business operations that deal with suite sales, corporate sales and ticketing. Long known for his creative concepts, Compton has a firm imprint on the fan entertainment elements inside and around the RCA Dome on gamedays. Compton's role with the Colts is his third sports

administrative position in Indianapolis over a 27-year career. Compton was Vice President of Marketing of the Indiana Pacers from 1982-88, a time that saw a tremendous civic growth for the team. Attendance at Pacers games increased measurably as the team grew in stature in the NBA. Compton assumed the role of President of the Indianapolis Ice of the International Hockey League from 1988-97. The Ice served as one of the league's leading franchises during that time. In 1990, Compton's Ice captured the Turner Cup, and the league's Board of Governors named him the Executive of the Year. Compton undertook the Presidency of the Central Hockey League in 1997, a time when the league expanded from six to 12 teams. Compton is a 1972 graduate of the University of Illinois with a bachelor's degree in communications. He was a sportswriter for the *Champaign News Gazette*, the *Quincy Herald Whig*, the *Arkansas Gazette* and the *Indianapolis News* before joining the Pacers. Compton was born August 11, 1950, in Homer, Illinois. Compton and his wife, Sherry, reside with their daughter, Whitney (14), in Indianapolis.

## NFL IMPORTANT DATES

### 2001

June 1	Deadline for old club to send tender to its unsigned Restricted Free Agents or to extend qualifying offer, whichever is greater, in order to retain rights.
June 1	Deadline for old club to send tender to its unsigned unrestricted free agents to retain rights if player is not signed by another club by July 15.
June 15	Deadline for club to withdraw qualifying offer to restricted free agents and still retain exclusive negotiating rights by substituting tender of one-year contract at 110 percent of previous year's paragraph 5 salary (with all other terms carried forward unchanged).
July 5	Claiming period of 24 hours begins in waiver system.
July 22	Signing period ends at 4 p.m. ET for unrestricted free agents who received June 1 tender.
July 26	Colts training camp in Terre Haute, Indiana.
August 10-13	First full preseason weekend.
August 28	Roster cutdown to maximum of 65 players.
September 2	Roster cutdown to maximum of 53 players.
September 9-10	Kickoff 2001 Weekend
October 16	Trading deadline
December 31	Regular-season closes

### 2002

January 5-6	Wild Card Weekend
January 12-13	Divisional Playoffs
January 20	Conference Championships
January 27	Super Bowl XXXV, New Orleans, La.
February 3	AFC-NFC Pro Bowl, Honolulu, Hawaii

## COLTS COACHES



**JIM MORA**  
HEAD COACH

Jim Mora enters his fourth season as head coach of the Colts. Mora assumed field leadership duties of the club on January 12, 1998, and he ranks as the dean of coaches in the AFC Eastern Division.

Mora, 66, joined the Colts after serving 1986-96 with New Orleans (93-74 regular season record and four playoff appearances) and 1983-85 with the Philadelphia/Baltimore Stars of the USFL (48-13-1, two titles and three championship game appearances). Mora's tenure with his current club is tied for fifth-longest in the AFC and tied for tenth-longest in the NFL.

In his three years at the Colts' helm, Mora has helped transform the club from consecutive 3-13 performances in 1997 and 1998 to consecutive 10+ victory seasons and playoff participants in 1999 and 2000. Indianapolis earned a 10-6 record this past season in response to 1999's 13-3 record, making the Colts one of only five NFL teams with consecutive double-digit victory seasons during that time (Tennessee, Tampa Bay, Minnesota, St. Louis). The consecutive double-

digit winning seasons are the first in club history since 1976-77, while back-to-back playoff appearances are a first since 1995-96. The Colts' 23 wins during the past two regular seasons tie St. Louis for the second-most in the NFL (26, Tennessee), while the two-season victory total is the second-best in the Colts' 48-year history (24, 1967-68).

Mora has produced two of the eleven double-digit victory seasons in franchise history, joining Don Shula, Don McCafferty and Ted Marchibroda as the only Colts coaches to accomplish that feat. The club has produced consecutive 400-point seasons for the first time in club history, and 429 points in 2000 set a new seasonal record. The Colts gained a franchise seasonal-record 6,141 net yards in 2000, and have topped 5,000 yards offense in three straight seasons, another club record.

Mora has overseen some outstanding personal achievements by his players. QB-Peyton Manning (4,135, 1999; 4,413, 2000) has produced the two highest seasonal passing yardage totals in franchise history, while RB-Edgerrin James (1,553, 1999; 1,709, 2000) has won two straight NFL rushing crowns. Manning's and James' yardage totals in 2000 set club seasonal records, and the Colts became the first team since 1937 to possess the NFL passing and rushing yardage leaders in the same season. James (2,139, 1999; 2,303, 2000) has notched consecutive 2,000+ scrimmage yardage seasons, and counting RB-Marshall Faulk's 2,227 scrimmage yards in 1998, the Colts joined Chicago (1983-85) as the only teams with a 2,000+ scrimmage performer in three straight seasons. Additionally, James is the only player in NFL history with two 1,500+ rushing/500+ receiving seasons. WR-Marvin Harrison (115-1,663, 1999; 102-1,413, 2000) has produced the most prolific reception seasons in Colts history in becoming one of only five NFL players with consecutive 100-reception seasons. The trio has allowed the Colts to be the only team to produce an offense with a 4,000-yard passer, 1,000-yard rusher and 1,000-yard receiver in two straight seasons. K-Mike Vanderjagt (145) won the 1999 NFL scoring title, while the offensive line has allowed fewer sacks during Mora's three years (56 in 1,749 dropbacks) than it surrendered in 1997 (62). During Mora's tenure, eight different Colts have achieved a total of eleven all-league or all-conference nominations, while four players have tallied seven Pro Bowl selections.

A total of only nine Colts remain who pre-date Mora's arrival. Mora's 1998 season was marked by a re-shaping of personnel that had 68 players finding action. Compounding the struggle was a young offense that sported rookie starters in Manning, WR-Jerome Pathon and OG-Steve McKinney. The troubled defense Mora inherited yielded five double-digit leads. The 1999 squad crafted a 10-game improvement, the best one-season turnaround by any team in the NFL's 81 seasons. The Colts captured the AFC Eastern Division championship, moving from last- to first-place, marking only the 17th time in NFL history a team has made such a dramatic divisional jump. Mora's 1999 squad tied franchise records for victories in a season (13, 1968) and consecutive victories (eleven, 1964, 1975-76) and earned the first host playoff role by the team in 23 seasons. In 1999, Mora, 119-96, became only the 27th coach in NFL history to reach 100 career victories and the 20th coach to notch 200 career games. The club's 31-10 victory over Cincinnati (10/24) provided Mora with the century mark in wins, while the club's 20-15 win over New England (12/12) marked Mora's 200th game overall (counting post-season).

With 119 career wins, Mora ranks as the 20th-winningest coach in NFL history. Mora has passed George Allen (118), Don Coryell (114), John Madden (112), Buddy Parker (107), Vince Lombardi (105), Tom Flores (105) and Bill Walsh (102) in the last two seasons. Mora has coached against 69 different NFL head coaches in regular season action over his 14-year career and has recorded victories against 61 of those opposing field leaders. Mora has matched wits with 12 of the 26 coaches who have a least 100 career victories, and he defeated each of them at least once. Additionally, Mora has

defeated 29 of the NFL's 31 teams, missing victories only against Baltimore (0-2) and New Orleans (0-1). Mora has career winning records against 14 of 31 teams and a .500 or better record against 19 teams. Mora has six career double-digit victory seasons (12-3, 1987; 12-4, 1992; 11-5, 1991; 10-6, 1988 with New Orleans; 13-3, 1999; 10-6, 2000 with the Colts). In Mora's second season in New Orleans (1987), he helped the Saints roll off a franchise-record nine straight wins when the team had never won more than three straight in its first 20 years. In 1999, Mora's second in Indianapolis, he directed the Colts to their longest in-season winning streak in 35 years.

Mora's decade of success was unprecedented in Saints history. At the time a 26-year veteran of the collegiate and professional ranks, Mora took the helm of a club that earned a 5-11 record in 1985 and had failed to produce a winning record in the 19-year, nine-coach history of the team. His initial squad earned a 7-9 record. He followed that with the finest season in New Orleans history. The 1987 Saints recorded a franchise-record nine-game winning streak in posting the NFL's second-best record (12-3). It was the first winning campaign in a Saints history dating back to 1967. New Orleans finished one game behind San Francisco, then dropped a wildcard match to Minnesota. Mora's 1988 team earned a 10-6 record that equaled the marks of divisional foes Los Angeles and San Francisco, but the Saints lost playoff tiebreakers with both clubs. The 1988 Saints stand as one of nine teams since the inception of the 16-game season in 1978 to miss the playoffs with a double-digit victory total. The Saints were 6-7 with three weeks left in the 1989 season, but posted a 22-19 win at Buffalo, a 30-20 win over Philadelphia and a 41-6 conquest of Indianapolis. The victories altered playoff seedings for the Bills and Eagles and eliminated the Colts from the post-season hunt. Mora's 1990 squad notched an 8-8 record before falling in the wildcard round at Chicago. New Orleans bolted to a 7-0 start in 1991 on the way to an 11-5 record and the NFC Western Division title, a first in club history. The Saints dropped a wildcard match to Atlanta. From 1987-91, the Saints finished at or above the .500 mark each season, one of only three teams to accomplish that feat (San Francisco, Houston). The 1992 Saints earned a 12-4 mark, the third-best record in the NFL. Finishing two games off the divisional pace, the Saints dropped a wildcard game. The Saints earned an 8-8 mark in 1993, missing the playoffs by one game. Mora's 1994 and 1995 squads each had 7-9 records. His squad was 2-6 in 1996 when Mora announced his departure on October 21, 1996. At the time of his departure, Mora was the most tenured head coach in all of professional sports. Under Mora, 17 Saints earned a total of 36 all-NFL or all-conference selections, while 18 Saints earned a total of 36 Pro Bowl appearances.

Mora fell just nine victories shy of producing 100 wins during his first 10 seasons as a head coach. Mora's 91 victories during his first 10 seasons tie as the 10th-best career start in NFL history (105, Don Shula, Colts/Miami; 103, John Madden, Oakland; 101, Mike Ditka, Chicago; 101, Joe Gibbs, Washington; 98, Bud Grant, Minnesota; 97, George Allen, LA Rams/Washington; 95, Denny Green, Minnesota; 94, Marty Schottenheimer, Cleveland/Kansas City; 92, Bill Parcells, NY Giants/New England, 91, Bill Cowher, Pittsburgh). Mora is one of only 20 head coaches in NFL history to have 10 or more consecutive seasons of service with the same team (38, George Halas, Chicago; 29, Curly Lambeau, Green Bay; 29, Tom Landry, Dallas; 26, Shula, Miami; 23, Steve Owens, NY Giants; 23, Chuck Noll, Pittsburgh; 17, Grant, Minnesota; 15, Hank Stram, Dallas/Kansas City; 13, Paul Brown, Cleveland; 12, Gibbs, Washington; 12, Don Reeves, Denver; 12, Marv Levy, Buffalo; 11, Sid Gillman, LA/San Diego; 11, Weeb Ewbank, NY Jets; 11, Ditka, Chicago; 10, Earle Neale, Philadelphia; 10, Madden, Oakland; 10, Walsh, San Francisco; 10, Schottenheimer, Kansas City).

Mora's first professional head coaching stint was with the USFL Philadelphia/Baltimore Stars. He compiled a 48-13-1 record, taking the Stars to the league title game each season. His Stars won the USFL crown in 1984 and 1985. Mora's first team in 1983 produced a 16-4 record, but suffered a narrow 24-22 loss to Michigan for the league crown. He followed that with a 19-2 mark in 1984, defeating Arizona, 23-3, for the title. His last Stars team was 13-7-1 and topped Oakland, 28-24, for the championship. At the end of the USFL's existence, Mora ranked as the league's winningest head coach. Mora had offers to join the hometown Philadelphia Eagles and the St. Louis Cardinals as head coach before choosing New Orleans.

Prior to the USFL, Mora worked in seven different collegiate and NFL posts. A native of Los Angeles and the son of a television film editor, Mora played tight end and defensive end for four years at Occidental College. His teammate and roommate was former congressman Jack Kemp. After completing his bachelor's degree in physical education in 1957, Mora spent three years as an officer in the U.S. Marine Corps. He then was an assistant coach for four years and head coach for three years at his alma mater. He later earned a master's degree in education at USC. Mora spent 1967 as linebackers coach at Stanford, then he moved to Colorado for six seasons, eventually coaching all defensive phases for the Buffaloes. Mora served the 1974 season as linebackers coach for Dick Vermeil at UCLA before joining Washington as defensive coordinator under Don James, a role he would serve for three seasons before joining the NFL.

In 1978, Mora joined the Seattle Seahawks as defensive line coach and remained there until 1982, when he was named defensive coordinator with New England. Mora's defensive unit played a strong role in the Patriots' march to the playoffs. Mora left New England for the USFL.

Mora was born May 24, 1935, in Los Angeles, California. He has three grown sons: Jim, Michael and Stephen. Jim serves as defensive coordinator with San Francisco. Mora also has eight grandchildren.

**JIM MORA'S RECORD AS HEAD COACH**

**USFL-PHILADELPHIA/BALTIMORE STARS**

Year	Won-Lost	Pct.	NOTES
1983	16- 4	.800	Lost league title to Michigan Panthers
1984	19- 2	.905	Won USFL Championship
1985	13- 7-1	.643	Won USFL Championship
<b>TOTAL</b>	<b>48-13-1</b>	<b>.782</b>	<b>Ended USFL history as winningest head coach</b>

**NFL-NEW ORLEANS SAINTS, INDIANAPOLIS COLTS**

Year	Won-Lost	Pct.	NOTES
1986	7- 9	.438	Took over 5-11 team that never had winning season
1987	12- 3	.800	Notched 9-game winning streak and 1st playoff appearance
1988	10- 6	.625	Lodged in 3-way divisional lead, lost playoff tiebreaker
1989	9- 7	.563	Produced 3rd winning season in franchise history
1990	8- 8	.500	Finished 2nd in division, reached wildcard round
1991	11- 5	.688	Won first 7 games, won NFC Western Division championship
1992	12- 4	.750	Victory total was 3rd-best in NFL, reached wildcard round
1993	8- 8	.500	Produced 7th straight non-losing season
1994	7- 9	.438	Produced 2nd-place finish in NFC Western Division
1995	7- 9	.438	Four games separated division competitors from top to bottom
1996	2- 6	.250	Announced departure from club at mid-season
1998	3-13	.188	Had club in transition that started three offensive rookies
1999	13- 3	.813	Produced 10-game improvement, the best in NFL history; club won division and earned first home playoff game in 23 years
2000	10- 6	.625	Led Colts to playoffs and the first consecutive 10+ victory seasons since 1976-77
<b>TOTAL</b>	<b>119-96</b>	<b>.553</b>	<b>Totaled 91 wins in first 10 seasons; Became the 27th NFL coach to win 100 games; Has directed 283 games as a professional head coach (221 in NFL, 62 in USFL)</b>

**PERSONAL DATA**

**College:** Occidental College 1953-57.

**Coaching Career:** Occidental College 1960-66, Stanford 1967, Colorado 1968-73, UCLA 1974, Washington 1975-77, Seattle Seahawks 1978-81, New England Patriots 1982, Philadelphia/Baltimore Stars (USFL) 1983-85 (Head Coach), New Orleans Saints 1986-96 (Head Coach), Indianapolis Colts 1998-present (Head Coach).

**CAREER HONORS**

- 1984** - USFL Coach of the Year
- 1983-85** - Winningest USFL head coach
- 1987** - NFL Coach of the Year (Associated Press, The Sporting News, Pro Football Weekly, Washington D.C. Touchdown Club)
- 1987** - NFC Coach of the Year (Professional Football Writer's Association, United Press International, Kansas City Committee of 101)
- 1999** - AFC Coach of the Year (Kansas City Committee of 101, Columbus, Ohio Touchdown Club)

**NFL HEAD COACHES WITH 100 CAREER VICTORIES (Active coaches in italics)**

<b>Coach</b>	<b>Team(s)</b>	<b>Yrs.</b>	<b>Regular Season</b>	<b>Post-Season</b>	<b>TOTAL</b>
Don Shula	COLTS/Miami	33	328-156 - 6 .676	19-17-0 .528	347-173 - 6 .665
George Halas	Chicago	40	318-148-31 .671	6-3-0 .667	324-151-31 .671
Tom Landry	Dallas	29	250-162 - 6 .605	20-16-0 .556	270-178 - 6 .601
George Lambeau	G.B./Chi. C./Wash.	33	226-132-22 .624	3-2-0 .600	229-134-22 .623
Chuck Noll	Pittsburgh	23	193-148 - 1 .566	16-8-0 .667	209-156 - 1 .572
Chuck Knox	LA Rams/Buf./Sea.	22	186-147 - 1 .558	7-11-0 .389	193-158 - 1 .550
<i>Dan Reeves</i>	<i>Denver/NYG/Atlanta</i>	20	171-140 - 1 .550	10-8-0 .556	181-148 - 1 .550
Paul Brown	Cleveland/Cincinnati	21	166-100 - 6 .621	4-8-0 .333	170-108 - 6 .609
Bud Grant	Minnesota	18	158-96-5 .620	10-12-0 .455	168-108 - 5 .607
Marv Levy	Kansas City/Buffalo	17	143-112 - 0 .561	11-8-0 .579	154-120 - 0 .562
Steve Owen	New York Giants	23	151-100-17 .595	2-8-0 .200	153-108-17 .581
<i>M.Schottenheimer</i>	<i>Clev./K.C./Wash.</i>	15	145-85-1 .630	5-11-0 .313	150-96-1 .607
Bill Parcells	NYG/N.E./NYJ	15	138-100 - 1 .579	11-6-0 .647	149-106-1 .584
Joe Gibbs	Washington	12	124-60-0 .674	16-5-0 .762	140-65-0 .683
Hank Stram	Kansas City/N.O.	17	131-97-10 .571	5-3-0 .625	136-100-10 .573
Weeb Ewbank	COLTS/NYJ	20	130-129-7 .502	4-1-0 .800	134-130-7 .507
Mike Ditka	Chicago/New Orleans	14	121-95-0 .560	6-6-0 .500	127-101-0 .557
Sid Gillman	LA Rams/S.D./Hou.	18	122-99-7 .550	1-5-0 .167	123-104-7 .541
<i>George Seifert</i>	<i>San Francisco</i>	10	113-47-0 .706	10-5-0 .667	123-52-0 .703
<b>JIM MORA</b>	<b>NEW ORLEANS/COLTS</b>	14	119-96-0 .553	0-6-0 .000	119-102-0 .538
George Allen	LA Rams/Washington	12	116-47-5 .705	2-7-0 .222	118-54-5 .681
Don Coryell	St. Louis/San Diego	14	111-83-1 .572	3-6-0 .333	114-89-1 .561
John Madden	Oakland	10	103-32-7 .750	9-7-0 .563	112-39-7 .731
Ray Parker	Chi. Cards/Det./Pit.	15	104-75-9 .577	3-1-0 .750	107-76-9 .581
Tom Flores	Raiders/Seattle	12	97-87-0 .527	8-3-0 .727	105-90-0 .538
Vince Lombardi	Green Bay/Wash.	10	96-34-6 .728	9-1-0 .900	105-35-6 .740
Bill Walsh	San Francisco	10	92-59-1 .609	10-4-0 .714	102-63-1 .617



**Jim Mora is presented the game ball to honor his 100th NFL head coaching victory on October 24, 1999.**

## COLTS COACHING HISTORY

HEAD COACH	YEARS	RECORD	ASSISTANTS
Cecil Isbell	1947-49	9-22-1	Nick Campofreda; Don Edmunds; Andy Hewlitt; Joel Hunt; John Taylor (1947); Tom Stidman (1947-48); Lou DeFilippo (1948); Bill Conkright; Walter Driskill; Mike Michalske; Charles O'Rourke (1949)
*1 Walter Driskill	1949	1-7	
Clem Crowe	1950	1-11	Joel Hunt; Wayne Millner; Rocco Pirro
Keith Molesworth	1953	3-9	Otis Douglas; Ray Richards; Nick Wasyluk
Weeb Ewbank	1954-62	61-52-1	Russ Murphy; Joe Thomas (1954); Frank Cumiskey; Charles Winner (1954-62); Tom Hughes (1955); Frank Lauterbur (1955-56); Herman Ball (1956-62); John Bridgers; Bob Shaw (1957-58); Don McCafferty; John Sandusky (1959-62)
Don Shula	1963-69	73-26-4	Gino Marchetti; Jim Mutscheller; Bill Pellington (1963); Charles Winner (1963-65); Don McCafferty; John Sandusky (1963-69); Bill Arnsparger; Dick Bielski (1964-69); Chuck Noll (1966-68); Bob Boyd (1969)
Don McCafferty	1970-72	26-11-1	Lou Rymkus (1970); Dick Bielski; Bob Boyd; Hank Bullough; John Idzik; John Sandusky (1970-72); Bob (Red) Miller (1971-72)
*2 John Sandusky	1972		
Howard Schnellenberger	1973-74	4-13	Ray Callahan; Bobby Franklin; Dick Varis (1973); Pete McCulley; George Sefcik; George Young (1973-74); Don Doll; Frank Lauterbur; Jerry Smith (1974)
*3 Joe Thomas	1974	2-9	
Ted Marchibroda	1975-79	41-36	Pete McCulley; Jerry Smith (1975-76); Frank Lauterbur (1975-77); Whitey Dovell (1975-78); Maxie Baughan; George Boutselis (1975-79); Dick Bielski; Ed Khayat (1977-79); Ralph Hawkins (1978); John Symank; Ernie Zwhalen (1979)
Mike McCormack	1980-81	9-23	Dick Bielski; George Boutselis; John Idzik; Ed Khayat; John Symank; Joe Vitt; Chuck Weber; Ray Wietecha (1980-81); Bob Boyd; Clyde Powers (1981)
Frank Kush	1982-84	11-28-1	Bud Carson (1982); Bob Valsente (1982-83); Zeke Bratkowski; Gunther Cunningham; Hal Hunter; Richard Mann; Roger Theder; Rick Venturi; Mike Westhoff (1982-84); George Catavolos; Tom Zupancic (1984)
*4 Hal Hunter	1984	0-1	
Rod Dowhower	1985-86	5-24	Steve Sidwell (1985); John Becker; George Catavolos; George Hill; Tom Lovat; Billie Matthews; Chip Myers; Keith Rowen; Rick Venturi; Tom Zupancic (1985-86); John Marshall (1986)
*5 Ron Meyer	1986	3-0	
Ron Meyer	1987-91	33-36	John Becker; George Hill; Tom Lovat; John Marshall; Chip Myers; Keith Rowen (1987-88); Leon Burnett; George Catavolos; Rick Venturi; Tom Zupancic (1987-91); Greg Briner (1989); Larry Kennan; Dante Scarnecchia (1989-90); Milt Jackson; Bill Muir; Brad Seely (1989-91); Dave Ahrens; Sylvester Croom; Steve Furness (1991)
*6 Rick Venturi	1991	1-10	
Ted Marchibroda	1992-95	32-35	Alex Gibbs (1992); George Catavolos; Dwain Painter; Francis Peay; Jay Robertson; Brad Seely; Rick Venturi (1992-93); Nick Nicolau (1992-94); Ron Blackledge; Gene Huey; Tom Zupancic (1992-95); Fred Bruney (1993-95); Tom Batta; Greg Blache; Jim Johnson; Hank Kuhlmann; Jimmy Robinson; Pat Thomas; Vince Tobin (1994-95); Lindy Infante (1995)
Lindy Infante	1996-97	12-21	Fred Bruney (1996); Tom Batta; Greg Blache; Ron Blackledge; Chuck Bresnahan; Charlie Davis; Buddy Geis; Gene Huey; Jim Johnson; Hank Kuhlmann; Jimmy Robinson; Pat Thomas; Tom Zupancic (1996-97); Jay Robertson (1997)
Jim Mora	1998-00	26-24	Greg Blache; Rusty Tillman; Tom Zupancic (1998); Bruce Arians; George Catavolos; Gene Huey; Tony Marciano; Tom Moore; Howard Mudd; Mike Murphy; Jay Norvell; John Pagano; Kevin Spencer; Jon Torine (1998-00); Vic Fangio; Todd Grantham (1999-00); Richard Howell (2000)

\*1 Succeeded Isbell for last eight games

\*2 Succeeded McCafferty for last nine games

\*3 Succeeded Schnellenberger for last eleven games

\*4 Succeeded Kush for last game

\*5 Succeeded Dowhower for last three games

\*6 Succeeded Meyer for last eleven games



## GEORGE CATAVOLOS

Assistant Head Coach/Defensive Backs

George Catavolos is in his fourth season as the Colts' assistant head coach/defensive backs coach. The Colts defense recorded 17 interceptions in 2000, including three in the playoff game at Miami. Cornerback Jeff Burris recorded a career-high four interceptions while Chad Cota and rookie David Macklin had two interceptions apiece.

Catavolos previously served as defensive backs coach with the Carolina Panthers from 1995-97. He helped cornerback Eric Davis reach the Pro Bowl in 1996 as the Panthers reached the NFC Championship Game in only their second season. Catavolos previously joined the Colts in May of 1984 and coached the team's defensive backs from 1984-93. He is one of only six coaches in team history to have a ten-year coaching tenure.

Catavolos, 56, entered coaching as a graduate assistant at Purdue under Jack Mollenkopf in 1967. He worked there for two seasons before taking his first full-time assistantship at Middle Tennessee State in 1969. He coached the secondary at Louisville (1970) before landing the same position at Purdue (1971-76). He worked under head coaches Bob DeMoss and Alex Agase during his six-year Boilermaker tenure. Catavolos then coached defensive backs at Kentucky from 1977-81, helping the Wildcats to a 10-1 record in 1977. He spent two seasons as secondary coach at Tennessee (1982-83) under Johnny Majors before joining the Colts.

Catavolos starred as a defensive back at Purdue (1964-67) and was a co-captain of the 1967 squad that defeated Southern Cal, 14-13, in the Rose Bowl. He received a bachelor's degree in physical education and a master's degree in education and was a senior recipient of the Nobel E. Kizer Award for academic excellence.

Catavolos was born May 8, 1945, in Chicago, Ill. He is married to the former Tona Jones of Royal Center, Ind. They have two daughters, Lindsay (18) and Stephanie (16).

### PERSONAL DATA:

**College:** Purdue 1964-67.

**Coaching Career:** Purdue 1967-68, 1971-76; Middle Tennessee State 1969; Louisville 1970; Kentucky 1977-81; Tennessee 1982-83; Carolina Panthers 1995-97; Indianapolis Colts 1984-93, 1998-present.



## VIC FANGIO

Defensive Coordinator

Vic Fangio is in his third season as the Colts defensive coordinator. Fangio previously served as defensive coordinator with the Carolina Panthers from 1995-1998.

The Colts defense posted 42 sacks in 2000, the most since 46 in 1989. The club's 42 sacks ranked tied for 11th-most in the NFL. The defense allowed only two 100+ rushers and one 300+ passer in 2000. In Fangio's first season, the defense improved from 29th to 17th in points allowed. The defense ranked 15th in 2000.

During Fangio's first season, the Colts defense improved from 29th to 15th in the NFL. The Colts rush defense allowed 107.2 yards per game in 1999, down from 160.4 in 1998. The inaugural Panthers' defense in 1995 ranked tied for seventh in NFL total defense and 10th in rushing. The Panthers also ranked second in defensive quarterback rating and fifth in takeaways. His 1996 unit ranked 10th in total defense and eighth in rushing. The defense allowed only 218 points, the second-lowest total in the NFL, as the Panthers won the NFC West division with a 12-4 mark and reached the NFC Championship Game before losing to eventual Super Bowl XXXI champion Green Bay. The 1996 team also ranked first in third down defense, first in quarterback sacks, second in first downs allowed and fifth in takeaways. The Panthers allowed only five touchdowns and 56 second-half points all sea-

son, bettering the previous NFL low set by Chicago in 1985 (71). His 1997 defense ranked ninth in passing, sixth in first downs allowed and seventh in points allowed.

Fangio has spent 13 of his 17 years in the professional coaching ranks alongside Colts' Head Coach Jim Mora. He served as a defensive assistant under Mora with the Philadelphia/Baltimore Stars of the United States Football League in 1984-85 and helped the Stars to USFL championships each season. He then moved with Mora to the New Orleans Saints and coached outside linebackers from 1986-93 and spent the 1994 season as linebackers coach. Fangio was part of a Saints' defensive staff that forged numerous stellar defenses, ranking in the top 10 in the NFL in total defense in 1987 (4th), 1991 (2nd), 1992 (2nd) and 1993 (7th) and in the top 10 in rushing defense in 1986 (4th), 1987 (3rd), 1989 (1st), 1990 (6th), 1991 (2nd) and 1992 (1-7th). Fangio helped five different linebackers reach a combined 16 Pro Bowls: Rickey Jackson (1986, 1992, 1993); Vaughan Johnson (1989, 1990, 1991, 1992); Sam Mills (1987, 1988, 1991, 1992); Pat Swilling (1989, 1990, 1991, 1992) and Renaldo Turnbull (1993).

Fangio began his coaching career at his high school alma mater, Dunmore High School in Dunmore, Pennsylvania, where he coached linebackers in 1979 and served as defensive coordinator in 1980-81. He coached at Milford Academy in 1982 before moving to the University of North Carolina in 1983.

Fangio was born August 22, 1958, in Dunmore, Pa. He was inducted into the Northeast Chapter of the Pennsylvania Hall of Fame in 1993. Fangio and his wife, Patty, have a son, Christian (9), and a daughter, Cassandra (4).

#### PERSONAL DATA:

**College:** East Stroudsburg University 1977-1980.

**Coaching Career:** Dunmore (Pa.) High School 1979-81; Milford Academy 1982; North Carolina 1983; Philadelphia/Baltimore Stars (USFL) 1984-85; New Orleans Saints 1986-94; Carolina Panthers 1995-98. Indianapolis Colts 1999-present.



### TODD GRANTHAM

Defensive Line

Todd Grantham is in his third season as defensive line coach with the Colts. In two seasons under Grantham, the Colts have seen an increase in sack totals from the front four.

The defensive line has tallied 56 sacks in the last two seasons, the highest two-season total by the club's defensive linemen in the Indianapolis era. DE-Chad Bratzke has blossomed under the guidance of Grantham. Bratzke, who finished fourth on the team with 93 tackles in 2000, has totaled a team-high 19.5 sacks in the last two seasons. DT-Ellis Johnson tallied his third straight 5+ sack season

in 2000 with 5.0 sacks in 13 games.

Grantham previously served three seasons (1996-98) at Michigan State as assistant head coach/defensive line coach. He was given the additional title of assistant head coach prior to the 1998 season. The Spartans were 6-6 in 1998 with victories over Ohio State, undefeated and ranked first nationally at the time, and Notre Dame.

Grantham paid immediate dividends upon joining the Michigan State program. In each of his first two seasons, the Spartans ranked among the NCAA leaders in rushing defense (24th in 1997, 22nd in 1996) and total defense (13th in 1997, 19th in 1996). He joined Michigan State after six seasons at Virginia Tech (1990-95), the last two seasons as defensive line coach. He tutored defensive ends and inside linebackers from 1990-91 and defensive tackles from 1992-93. In 1995, he helped put together one of the nation's top defensive fronts as the Hokies ranked first nationally against the run, fifth in scoring defense and 10th in total defense. The defense led the Big East with 50 sacks. Virginia Tech won 27 games during Grantham's final three seasons, while appearing in three bowl games. The Hokies capped a Big East championship season with a victory over Texas in the Sugar Bowl.

Grantham played offensive guard and tackle at Virginia Tech from 1984-88. He was second-team All-



South and honorable mention All-America as a senior. He holds a bachelor's degree in sports management.

Grantham was born on September 13, 1966 in Pulaski, Va.. He is married to the former Paige Greene of Pulaski, Va. They reside in Indianapolis with their son, Corbin (3/8/01).

### PERSONAL DATA:

**College:** Virginia Tech 1984-88

**Coaching Career:** Virginia Tech 1990-95; Michigan State 1996-98; Indianapolis Colts 1999-present.



## GENE HUEY

Running Backs

Gene Huey is in his 10th season as running backs coach with the Colts. Edgerrin James and Marshall Faulk have a combined five Pro Bowl berths under the direction of Huey.

James was named a starter in the Pro Bowl for the second consecutive season in 2000. James totaled 387-1,709, 13 TDs rushing and 63-594, 5 TDs receiving for 2,303 yards from scrimmage. His 1,709 rushing yards set a franchise record, surpassing Eric Dickerson's 1,659 yards in 1988. He also set club records for total yards, "touches" (450), 100+ yards from scrimmage games (15) and 150+ yards from scrimmage games (7). James became only the 11th player in NFL history to win consecutive rushing titles. He has recorded an NFL-best 19 100+ rushing games in the last two seasons. The Colts joined Chicago as only teams with a 2,000+ running back in three straight seasons. Faulk earned three Pro Bowls berths with Huey, while rushing for 5,320 yards and 42 touchdowns over five seasons.

Huey joined the Colts after spending 1988-91 as an assistant at Ohio State. Huey tutored wide receivers for three seasons before working with the running backs in his final year with the Buckeyes.

Huey, 54, began his coaching career at Wyoming, his alma mater, as a graduate assistant in 1970. He was named head freshman coach in 1972. Huey moved to New Mexico in 1974 as receivers coach, then joined the staff of Tom Osborne at Nebraska following the 1976 season. Huey coached receivers at Nebraska until joining John Cooper's staff at Arizona State in 1987. He then moved with Cooper to Ohio State in 1988.

Huey played both defensive back and wide receiver at Wyoming, setting 13 receiving records. He is the only player in Western Athletic Conference history to win all-conference offensive and defensive honors. He was a co-captain and played on three conference championship teams. He was D5-69 of the St. Louis Cardinals and had NFL experience over the next two years with Minnesota and San Diego.

Huey was born July 20, 1947, in Uniontown, Pa. He is married to the former Dyan McClain of Boston, Mass. They reside in Indianapolis with their daughter, Laura Elizabeth (6), and son, Aaron Bennett (4).

### PERSONAL DATA:

**College:** Wyoming 1966-69.

**Coaching Career:** Wyoming 1970-73; New Mexico 1974-76; Nebraska 1977-86; Arizona State 1987; Ohio State 1988-91; Indianapolis Colts 1992-present.



## JOHN HUFNAGEL

Quarterbacks

John Hufnagel is in his first season as the Colts' quarterbacks coach. Hufnagel possesses 29 years of experience in professional football, including 15 seasons as a quarterback. He previously served as quarterbacks coach at Cleveland from 1999-2000.

Hufnagel played a major role in the development of quarterback Tim Couch, who established Browns' all-time rookie records and led all NFL rookie quarterbacks in 1999 in completions, attempts, yards, touchdowns and rating.

Prior to joining Cleveland, Hufnagel served as head coach and general manager of the Arena Football League's New Jersey Red Dogs from 1997-98. His stint in the Arena League followed a nine-year coaching career in the Canadian Football League. Hufnagel joined the Red Dogs before the team's inaugural 1997 season. In his two years, the team posted a 17-11 mark in regular season play and 1-2 in the playoffs. The 1997 squad scored a league record 91 points in a single game.

Hufnagel, 49, entered coaching in the Canadian Football League as an assistant coach with the Saskatchewan Roughriders in 1988 before serving as offensive coordinator of the Calgary Stampeders from 1989-95.

Hufnagel played most of his career in the CFL. He was a D14-73 pick by Denver and spent three years with the Broncos (1973-75). Hufnagel played with Calgary (1976-79), Saskatchewan (1980-83, 87), and the Winnipeg Blue Bombers (1984-86). He was a player-coach in his final year at Saskatchewan. He played under legendary coach Joe Paterno at Penn State from 1969-72 and shared a backfield with Franco Harris and Lydell Mitchell. Hufnagel led the Nittany Lions to a Cotton Bowl win as a junior and to the Sugar Bowl as a senior. He holds a bachelor's degree in marketing from Penn State.

Hufnagel was born September 13, 1951, in Pittsburgh, Pa. He is married to the former Penny Yoh of Chambersburg, Pa. They have three children, daughters, Neely and Lindsey, and son, Cole.

### PERSONAL DATA:

**College:** Penn State 1969-72.

**Coaching Career:** Saskatchewan Roughriders (CFL) 1987-88; Calgary Stampeders (CFL) 1989-95; New Jersey Red Dogs (AFL) 1997-98; Cleveland Browns 1999-00.



## TONY MARCIANO

Tight Ends

Tony Marciano, a 24-year coaching veteran, is in his fourth season with the Colts. He most recently coached with the Calgary Stampeders of the Canadian Football League, serving 1995-96 as offensive line coach and 1997 as offensive coordinator/offensive line coach.

The Colts formed arguably the most formidable tight end duo in the league in 2000 with Ken Dilger (47-538, 3 TDs) and Marcus Pollard (30-439, 3 TDs). Dilger posted his fourth 40+ reception season and his 47 receptions marked a career-high. Pollard's 439 receiving yards marked the best total of his career.

Marciano, 45, entered coaching at Texas Christian University. He served as assistant offensive line coach from 1978-80, while also spending the final two years as director of strength and conditioning programs. He then moved to Southern Methodist University and coached tackles, tight ends and kickers from 1981-87. Marciano was a guest coach for the 1987 and 1988 training camps of the Ottawa Roughriders (CFL) before becoming the offensive coordinator at Brown University (1987-88). He was offensive coordinator/offensive line coach at the University of Richmond (1989-90) and assistant head coach/offensive line coach at Kent State University (1991-92) before joining the Toronto Argonauts (CFL) in 1994 as offensive line coach.

Marciano graduated from Indiana University of Pennsylvania in 1978 with a bachelor's degree in education. He was a three-year starter on the offensive line and was team captain as a senior.

He was born June 14, 1956, in Scranton, Pa. He is married to the former Kelly Kunz of San Antonio, Texas. They have a son, Anthony (6), and a daughter, Anna (3).

#### PERSONAL DATA:

**College:** Indiana University of Pennsylvania 1975-78.

**Coaching Career:** Texas Christian 1978-80; Southern Methodist 1981-87; Brown 1987-88; Richmond 1989-90; Kent State 1991-92; Massillon High School 1993; Toronto Argonauts (CFL) 1994; Calgary Stampeders (CFL) 1995-97; Indianapolis Colts 1998-present.



### TOM MOORE

Offensive Coordinator

Tom Moore, a 38-year coaching veteran with 24 years of NFL experience, is in his fourth season as offensive coordinator of the Colts. Moore has 14 years experience as an offensive coordinator with three different NFL teams. He previously served as running backs coach at New Orleans in 1997.

Under the direction of Moore, the Colts' offense has produced the two highest net yardage totals in club history. The Colts offense has produced 5,000+ net yards in all three seasons under Moore. The offense totaled a franchise-seasonal record 6,141 yards in 2000 after 5,726 net yards in 1999. The club set a franchise record by scoring 429 points in 2000, breaking the prior club record of 428 in 1964. The trio of QB-Peyton Manning (357-571-4,413, 33 TDs), RB-Edgerrin James (387-1,709, 13 TDs) and WR-Marvin Harrison (102-1,413, 14 TDs) combined to duplicate their 4,000-1,000-1000 performances from 1999. The Colts stand as the only team in NFL history with consecutive offenses boasting 4,000-1,000-1,000 performers. Manning led the league in passing and James won his second consecutive rushing title, marking only the second time in NFL history (1937, Washington, RB-Cliff Battles, QB-Sammy Baugh) that one team had the passing and rushing champion.

Moore, 62 entered coaching at his alma mater, Iowa, from 1961-62. Following a two-year stint with the Army (1963-64), where he coached a division team in Korea and the post team at Fort Benning, Georgia, Moore served as offensive backfield coach at Dayton from 1965-68. He then served as offensive coordinator at Wake Forest (1969) and offensive backfield coach at Georgia Tech (1970-71) before assuming the offensive coordinator position at the University of Minnesota (1972-73). Following a one-year stint with the New York Stars in the World Football League (1974), Moore returned to Minnesota as offensive coordinator from 1975-76.

He entered the NFL with Pittsburgh and worked 13 years (1977-89) with the Steelers. Moore coached receivers from 1977-82 before assuming the role of offensive coordinator and quarterbacks coach (1983-89). He helped lead the Steelers to victories in Super Bowl XIII (35-31 over Dallas) and Super Bowl XIV (31-19 over Rams). He moved to the Minnesota Vikings (1990-93), serving as assistant head coach/quarterbacks (1990), assistant head coach/offensive coordinator (1991) and receivers coach (1992-93). He then joined the Detroit Lions as offensive coordinator (1994-96). During that three-year span, Barry Sanders ran for nearly 5,000 yards (5.2 avg.). His 1995 Lions' offense led the NFL in total offense (6,113 yards, 382.1 ypg.) and became the first team in NFL history to have two receivers post 100+ catches (Herman Moore, 123-1,686, 14 TDs; Brett Perriman (108-1,488, 9 TDs). Moore and Perriman's 3,174 combined receiving yards set an NFL record for most receiving yards in a season by two players on the same team.

Moore was a quarterback at Iowa (1957-60). He was born November 7, 1938, in Owatonna, Minn. He is married to the former Emily Dickerson of Charlotte, N.C. They have a daughter, Terry (36), and a son, Danny (33).

#### PERSONAL DATA:

**College:** Iowa 1957-60.

**Coaching Career:** Iowa 1961-62; Dayton 1965-68; Wake Forest 1969; Georgia Tech 1970-71; Minnesota 1972-73, 1975-76; New York Stars (WFL) 1974; Pittsburgh Steelers 1977-89; Minnesota Vikings 1990-93; Detroit Lions 1994-96; New Orleans Saints 1997; Indianapolis Colts 1998-present.



## HOWARD MUDD

Offensive Line

Howard Mudd is in his fourth season as the Colts' offensive line coach, his 28th consecutive season as an NFL offensive line coach. He previously served as offensive line coach with Seattle from 1993-97.

In 2000, the offensive line paved the way for RB-Edgerrin James (387-1,709, 13 TDs) to lead the NFL in rushing for the second straight season. James has produced an NFL-high 19 100+ rushing games in the last two seasons. QB-Peyton Manning (357-571-4,413, 33 TDs) led the NFL in passing and set the club's single-season record for passing yards in 2000. The Colts surrendered 20 sacks in 16 games, tied with NY Jets for fewest in NFL. The NFL average was 39.6. The Colts allowed 20 sacks in 591 dropbacks (one for every 29.6 attempts), the second-best mark in franchise history (one for every 40 attempts, 1999). The Colts ranked first in the AFC in passing, second in the NFL, third in total offense, second in NFL. All five starters along the line started 16 games.

During Mudd's tenure at Seattle, the Seahawks rushing attack ranked among the NFL's best from 1993-96 (1993: 1st in AFC, 4th in NFL; 1994: 2nd in AFC, 2nd in NFL; 1995: 2nd in AFC, 3rd in NFL; 1996: 5th in AFC, 5th in NFL) despite not starting the same five-man unit in two consecutive seasons. The 1997 Seahawks ranked first in the NFL in passing and third in the NFL in total offense.

Mudd, 59, entered coaching as the offensive line coach at the University of California (1972-73). He entered the NFL with San Diego in 1974 and his NFL offensive line coaching stints have been with the Chargers (1974-76), San Francisco 49ers (1977), Seattle Seahawks (1978-82), Cleveland Browns (1983-88), and Kansas City Chiefs (1989-92). In 1985 at Cleveland, his lineman paved the way for running backs Kevin Mack and Earnest Byner to each surpass 1,000 rushing yards, only the third pair of backs on the same team to do so in NFL history (Larry Csonka/Mercury Morris, Miami, 1972; Rocky Bleier/Franco Harris, Pittsburgh, 1975).

Mudd was a starting guard and team captain at Hillsdale (Mich.) College (1960-63). He holds a bachelor's degree in biology and is a member of the NAIA Hall of Fame. He had a seven-year NFL playing career with San Francisco (1964-69) and the Chicago Bears (1969-70). He was traded to the Bears in 1969, suffered a knee injury, and retired following the 1970 season. Mudd was a three-time Pro Bowl starter (1966-68) and twice earned first-team all-NFL honors (1967-68). He was named to the NFL All-Decade Team of the 1960s and was a member of the 49ers All-Golden Era Team (1946-70).

Mudd was born February 10, 1942, in Midland, Mich. He is married to the former Shirley Ball of Seneca, Missouri. They have a daughter, Ami (30), and sons, Adam (23) and Darren (33).

### PERSONAL DATA:

**College:** Hillsdale (Mich.) College 1960-63.

**Playing Career:** San Francisco 49ers 1964-69; Chicago Bears 1969-70.

**Coaching Career:** California 1972-73; San Diego Chargers 1974-76; San Francisco 49ers 1977; Seattle Seahawks 1978-82, 1993-97; Cleveland Browns 1983-88; Kansas City Chiefs 1989-92; Indianapolis Colts 1998-present.



## MIKE MURPHY

Linebackers

Mike Murphy is in his fourth season as linebackers coach of the Colts, his 17th season in the NFL. Murphy previously served as linebackers coach with the Seattle Seahawks from 1995-97.

Murphy's 2000 linebacking corps was led by Mike Peterson, who topped the club with 160 tackles, 95 solo. Veteran Dwight Hollier finished fourth with 95 tackles. 2000 first-round pick Rob Morris played in seven games before an injury sidelined him for the season. Murphy will have Morris and second-year player Marcus Washington at his disposal in 2001.

Murphy, 56, started his coaching career at Woonsocket (South Dakota) High School and also coached at Mapleton High School in Denver, Colorado, and at Fairview High School in Boulder, Colorado. He entered the collegiate coaching ranks as the defensive line coach at the University of Vermont (1970-73) before moving to Idaho State (1974-76), where he coached the defensive line in 1974-75 before serving as defensive coordinator in 1976. He then coached linebackers at Western Illinois University from 1977-78. Murphy was defensive coordinator with the Saskatchewan Roughriders of the Canadian Football League from 1979-83 and was defensive line coach of the Chicago Blitz of the United States Football League in 1984. He entered the NFL with the Detroit Lions, where he coached linebackers from 1985-89 before coaching inside linebackers with the Arizona Cardinals from 1990-93. He worked in the Pro Personnel Department of the Carolina Panthers in 1994 before joining Seattle.

Murphy played guard and linebacker at Huron University in Huron, South Dakota. He was born September 25, 1944, in New York, N.Y. He is married to the former Gaye Groethe of Rapid City, South Dakota. They have a son, Sam (30), and daughters, Sarah (27) and Heather (17).

### PERSONAL DATA:

**College:** Huron University 1963-66.

**Coaching Career:** Woonsocket (South Dakota) High School 1966-67; Mapleton (Denver, Colo.) High School 1968; Fairview (Boulder, Colo.) High School 1969; Vermont 1970-73; Idaho State 1974-76; Western Illinois 1977-78; Saskatchewan Roughriders (CFL) 1979-83; Chicago Blitz (USFL) 1984; Detroit Lions 1985-89; Arizona Cardinals 1990-93; Seattle Seahawks 1995-97; Indianapolis Colts 1998-present.



## JAY NORVELL

Wide Receivers

Jay Norvell is in his fourth season as wide receivers coach with the Colts. He previously served as assistant head coach/quarterbacks and receivers at Iowa State (1995-97).

With the Colts, Norvell has one of the NFL's best receivers in Marvin Harrison. Harrison was named a Pro Bowl starter in 2000 for the second consecutive year. Harrison totaled 102-1,413, 14 TDs, his second consecutive season with 100+ receptions (115, 1999). He is one of only five players in NFL history to post 100+ receptions in consecutive seasons. His reception total tied with Carolina's Muhsin Muhammad for tops in the NFL, while his 14 TDs led the AFC. Jerome Pathon (50-646, 3 TDs) totaled a career-high yardage total in 2000 and matched his career-high 50 receptions in 1998. Terrence Wilkins (43-569, 3 TDs) improved on his 42 receptions as a rookie in 1999, while E.G. Green battled through injuries the majority of the season.

Norvell, 38, entered coaching as a graduate assistant at Iowa in 1986. He coached receivers at Northern Iowa (1988) before joining Barry Alvarez's staff at Wisconsin, where he coached wide receivers and special teams (1989-94).

Norvell was a defensive back at Iowa (1982-85) and earned all-Big 10 honors in 1985 in helping the Hawkeyes reach the Rose Bowl. He played one season for the Chicago Bears (1987).

He was born March 28, 1963 in Madison, Wisc. Norvell is married to the former Kim Fehrman of Sun Prairie, Wisc. They reside in Indianapolis with their son, Jaden (10/27/99).

**PERSONAL DATA:**

**College:** Iowa 1982-85.

**Playing Career:** Chicago Bears 1987.

**Coaching Career:** Iowa 1986; Northern Iowa 1988; Wisconsin 1989-94; Iowa State 1995-97; Indianapolis Colts 1998-present.

**JOHN PAGANO**

Defensive Assistant

John Pagano is in his fourth season as defensive assistant with the Colts, his sixth in the NFL. Pagano assists George Catavolos with the secondary as well as other areas of defensive preparation.

Pagano has worked all six years in the NFL as a defensive assistant, mainly with the secondary. He most recently served as a defensive assistant with the New Orleans Saints in 1996-97.

Pagano, 34, entered coaching as an assistant at Mesa State College in Grand Junction, Colorado, in 1989 before moving to Nevada-Las Vegas (1990-91). He then coached as defensive coordinator at Overland High School in Aurora, Colorado (1992-93) before serving as a graduate assistant coach at Louisiana Tech (1994) and Ole Miss (1995).

Pagano played collegiately as a linebacker at Mesa State College from 1985-88. He was born March 30, 1967, in Boulder, Colo. He is married to the former Kimberly Bennett of Glenwood Springs, Colo.

**PERSONAL DATA:**

**College:** Mesa State College 1985-88.

**Coaching Career:** Mesa State College 1989; Nevada-Las Vegas 1990-91; Overland (Aurora, Colo.) High School 1992-93; Louisiana Tech 1994; Mississippi 1995; New Orleans Saints 1996-97; Indianapolis Colts 1998-present.

**KEVIN SPENCER**

Special Teams

Kevin Spencer is in his fourth season as the Colts' special teams coach, his 11th in the NFL. He most recently coached with the Oakland Raiders from 1995-97. He served as the Raiders' special teams and quality control coach in 1995, quality control and assistant linebacker's coach in 1996 and as a defensive assistant in 1997.

Mike Vanderjagt is regarded as one of the NFL's best kickers. Vanderjagt has been coached by Spencer during his three NFL seasons. Vanderjagt connected on 25 of 27 field goals in 2000 and has a .896 (86-96) career FG pct. Vanderjagt ranked second in AFC scoring and tied for fifth in the NFL with 121 points. He is the only player in franchise history to post three straight 100+ campaigns. Vanderjagt hit a 45-yard game-winning field goal at Buffalo 10/1 to earn AFC Special Teams Player of the Week. Hunter Smith posted a 44.7 avg. on 65 punts, including 20 punts inside the 20. Smith was the first Colts special team player to win AFC Special Teams Player of the Month (September) since K-Cary Blanchard (1996). First-year player Jim Finn led the team with 22 special teams tackles.

Spencer, 47, entered coaching as a graduate assistant at State University of New York (1975-76), where he also coached wrestling and lacrosse, before coaching at Detroit Country Day High School (1977-78) in Birmingham, Mich. He coached as a graduate assistant at Cornell (1979-80) and then served five years as freshman head coach (1981-85) and one as offensive coordinator (1986) at Ithaca before assuming the head coaching position at Wesleyan (CT) University (1987-1990). His four-year record was 14-26 and included a 6-2 mark in 1990, the school's best in 12 years. He entered the NFL in 1991 with the Cleveland Browns and served as a coaches' assistant (1991-94).

Spencer played football and lacrosse at Springfield (Mass.) College (1972-75) and earned a master's from SUNY-Cortland in 1976. He was born November 2, 1953, in Queens, N.Y. He is married to the former Rosemarie Katusha of Brookpark, Ohio. They have two children, Timothy (4) and Jack (2), and reside in Indianapolis.

#### PERSONAL DATA:

**College:** Springfield (Mass.) College 1972-75.

**Coaching Career:** SUNY 1975-76; Detroit Country Day High School 1977-78; Cornell 1979-80; Ithaca 1981-86; Wesleyan University 1987-90; Cleveland Browns 1991-94; Oakland Raiders 1995-97; Indianapolis Colts 1998-present.



### JON TORINE

Strength and Conditioning

Jon Torine is in his fourth season as strength and conditioning coach of the Colts. Torine oversees all aspects of the club's strength and conditioning program, including the club's four-month off-season conditioning program. He previously served as a conditioning assistant with the Buffalo Bills from 1995-97, where he was involved with all aspects of the Bills strength, conditioning and nutritional programs.

In his position with the Colts, Torine has the primary responsibility of developing a year-round strength and conditioning routine to prevent injuries. Torine supervises players' diet/nutritional needs. He also assists the team's medical staff with the rehabilitation of injured players. Torine served on the panel for the fourth-annual USOC and American College of Sports Medicine convention in 1999.

Torine played football at Springfield (Mass.) College. He received his bachelor's degree in exercise science. Torine and his wife, Ilana, reside in Carmel.

#### PERSONAL DATA:

**College:** Springfield (Mass.) College 1992-95.

**Coaching Career:** Buffalo Bills 1995-97; Indianapolis Colts 1998-present.



### RICHARD HOWELL

Assistant Strength and Conditioning

Richard Howell is in his second season with the Colts as assistant strength and conditioning coach. Howell is responsible for assisting strength and conditioning coach Jon Torine in all aspects of the club's conditioning program. He previously served as a graduate assistant at North Carolina in the strength and conditioning department since 1998.

Howell, a native of Bladenboro, NC, was the head strength and conditioning coach for the Barcelona Dragons of NFL Europe in 1999. He previously served as an assistant coach at Davidson College from 1994-98. He spent the summer of 1997

as an intern in the Carolina Panthers scouting department.

Howell was a quarterback at Davidson (1990-93) and was the team captain as a senior. He holds five school records and finished his senior season ranked fourth nationally in scoring for Division I-AA football. He played one season for Akersberga in a Sweden professional league. He holds a bachelor's degree in biology/pre-med from Davidson. He was born in Bladesboro, NC. Howell and his wife, Karen, reside in Indianapolis.

#### PERSONAL DATA:

**College:** Davidson 1990-93.

**Coaching Career:** Davidson 1994-98; Barcelona Dragons 1999; North Carolina 1998-2000.

# FOOTBALL OPERATIONS



## DOM ANILE

### Director of Football Operations

Dom Anile is in his fourth year as the Colts' Director of Football Operations. He previously served as Director of Player Personnel of the Carolina Panthers from 1994-97, where he and his staff of college scouts provided the foundation for the Panthers' drafts.

Anile was a three-year letter winner in football and baseball at C.W. Post and graduated with a degree in history in 1959 after captaining the football team for two years and earning MVP honors as a senior. He attended graduate school at Brooklyn College before entering football as an assistant coach at his alma mater from 1962-67. He took over the head coaching duties in 1968 and became one of the most successful coaches in Division II history, producing a 84-33-1 (.716) record over his 12-year tenure (1968-79). He twice won the Lambert Bowl as the East's top team and never had a losing season. Selected as Eastern Coach of the Year in 1973, he was also picked as New York's Metropolitan Coach of the Year four times. He served as offensive coordinator at Columbia University from 1980-82 before joining the Cleveland Browns from 1983-93, serving the final three years as Director of College Scouting. He was given the Lifetime Achievement Award by the All-American Football Foundation in 1997. He was inducted into the C.W. Post Hall of Fame several years ago.

Anile was born December 19, 1937, in Brooklyn, N.Y. He has four children: Dom Jr. (3/1/61), Theresa (9/14/64), Gary (12/5/66), Jennifer (7/7/77) and seven grandchildren. He resides with his wife, Carol, in Indianapolis.



## CLYDE POWERS

### Director of Pro Player Personnel

Clyde Powers is in his 22nd season with the Colts organization, his seventh as Director of Pro Player Personnel. He is in his 20th season as a member of the Colts' Personnel Department after working for two seasons as an assistant coach for special assignments. He served from 1982 to 1985 as a College Scout before being named Director of Pro Personnel on May 31, 1985. He remained in that capacity until 1987. He also served in that capacity in 1993.

Powers joined the Colts after six years in the NFL as a defensive back with the New York Giants and Kansas City. He was a fifth-round 1974 draft pick of the Giants. He played four seasons with the Giants and briefly for the Chiefs in 1978. Powers lettered three years (1971-73) at Oklahoma and helped the Sooners to a 32-2-1 record while earning All-Big Eight honors at cornerback as a senior. He was born August 19, 1951, in Pascagoula, Mississippi.



## CHRIS POLIAN

### Assistant Director of Football Operations

Chris Polian is in his first season as Assistant Director of Football Operations, his fourth with the Colts. He was the club's Director of Pro Scouting from 1998-2000. He previously served from 1994-1997 with the Carolina Panthers (1994-96, Pro Scout; 1997 Pro Personnel Coordinator). He was an assistant in player personnel for the Sacramento Gold Miners in 1993.

He earned a bachelor's degree in communications from John Carroll University in 1993, where he played four years of varsity football.

Polian was born October 7, 1971, in New York City. Polian is married to the former Debbie Deck of Mooresville, N.C. They reside in Indianapolis.





## STEVE CHAMPLIN

### Director of Player Development

Steve Champlin is in his fourth season as the Colts' Director of Player Development. He helps coordinate player programs and team travel and assists club president Bill Polian with the salary cap.

Champlin previously worked two years with the Carolina Panthers as Director of Football Administration after spending seven years with the Buffalo Bills. He served as the Bills' Manager of Engineering and Maintenance for two years and as Director of Stadium Operations for five years. He supervised all stadium services and employees in addition to coordinating all events at Rich Stadium and all

football game day operations.

Champlin joined the Bills after four years with the Marriott Corporation following an appointment in the United States Navy during which he was awarded the Navy Achievement Medal in 1980. A 1976 graduate of the Naval Academy, Steve earned a bachelor of science degree in analytical management and general engineering while serving as co-captain of the Midshipmen hockey team.

Champlin was born June 28, 1954, in Oklahoma City, Okla., and is married to the former Mary Beth Philips of Buffalo. They have two daughters, Meghan (16) and Callie (13), and a son, Stephen (10).



## JOHN BECKER

### Coordinator of Player Personnel

John Becker is in his second season as Coordinator of Player Personnel. He previously served as Director of College Scouting for the St. Louis Rams from 1992-99.

Becker previously joined the Colts in 1985 and was the team's quarterback coach from 1985-86 and offensive coordinator from 1987-88. He was offensive coordinator for the Seattle Seahawks from 1989-91. He entered the professional ranks with Philadelphia (1980-83), and was quarterbacks coach at Buffalo in 1994. As an undergraduate at Cal-State Northridge, Becker began coaching at

Crespi High School in Encino, Calif. He was named freshman coach at UCLA in 1970 and was an assistant at New Mexico State in 1971 and at New Mexico from 1972-73. He served as head coach at Los Angeles Valley College from 1974-76 before being named offensive coordinator at Oregon from 1977-79.

Becker and his wife, Kathy, reside in Enterprise, Ore., with their two daughters, Kristine and Karen, and son, John.



## MIKE BUTLER

### Director of College Scouting

Mike Butler is in his second season as Director of College Scouting, his 15th season with the Colts. He was promoted to Director of College Scouting in May of 2000, after serving one season as Regional Director. He previously was an area scout for 12 seasons. He joined the club in 1987 from the Pittsburgh Steelers, where he was a member of the personnel department since 1983. Butler was a fullback and center at West Virginia. He received his bachelor's degree in fine arts at Indiana University (Pa.) in 1983. Butler, 39, is the son of Jack Butler, a former all-pro defensive back for the Pittsburgh Steelers and current director of the

BLESTO Scouting Combine. Butler and his wife, Shari, reside in Pittsburgh, Pa.



## TOM TELESKO

### Pro Scout

Tom Telesco is in his first season as a pro scout, his fourth season with the Colts. He previously served as a scouting assistant with the Carolina Panthers from 1995-97 and scouted the East Coach for the Panthers in 1997. He also worked as a summer intern for the Buffalo Bills (1991-95). Telesco was a three-year letterman at wide receiver for John Carroll University and helped the Blue Streaks to an Ohio Athletic Conference title in 1994. He graduated in 1995 with a business management degree. Telesco was born December 12, 1972, in Buffalo, New York. He is married to the former Larah Connolly of Queensbury N.Y. and they reside in Indianapolis.



## DAVID CALDWELL

### Area Scout

David Caldwell is in his fourth season as an area scout for the Colts. He spent 1996-97 as a scouting assistant with the Carolina Panthers. Caldwell graduated from John Carroll University in 1996 with a bachelor's degree in finance/business administration. He was a three-year letterman as an outside linebacker and helped the Blue Streaks to an Ohio Athletic Conference title in 1994. Caldwell was born February 14, 1974, in Buffalo, New York. Caldwell is engaged to Joelle Puricelli and resides in Indianapolis.



## TOM GAMBLE

### Area Scout

Tom Gamble is in his fourth season as an area scout for the Colts. He worked in 1997 as a part-time college scout for the Carolina Panthers while also working as a pro scout with the Baltimore Ravens. He obtained a B.S. from High Point University in 1987 and an M.S. from Rowan University in 1988. Gamble entered the NFL as an assistant in the player personnel department of the Philadelphia Eagles in 1986. He stayed with the Eagles through 1994, serving as an area scout, handling contract negotiations, and later as Director of Pro Scouting. He served as a defensive assistant/quality control coach with the New York Jets in 1995-96. Gamble was born February 14, 1963, in Cherry Hill, New Jersey, and

is married to the former Juliette Alfonsi of Springfield, Pennsylvania. They have two sons, Tom (6/16/95) and Gregory (12/6/97).



## BOB GUARINI

### Area Scout

Bob Guarini enters his third season as an area scout for the Colts. He previously worked as area scout for the Carolina Panthers from 1994-98.

His main responsibility with the Panthers was evaluating talent in the midwest, including the Big 10. He was offensive coordinator at Western Connecticut State University (1992-93) after spending the previous eight seasons at Davidson College in the same capacity (1984-91). He has also held coaching positions at the United States Merchant Marine Academy (1974-75), the New York Institute of Technology (1976), C.W. Post (1977-79), with Colts Director of Football Operations Dom Anile, and Rutgers University (1980-85).

Guarini earned a bachelor's degree in physical education from the College of Sante Fe and a master's degree from Cortland State. Guarini and his wife, Janet, reside in Blue Point, N.Y.



## PAUL ROELL

### Area Scout

Paul Roell is in his 11th season with the Colts. He joined the club in 1991 after previously serving as an intern with Pittsburgh Total Scouting, a division of the Pittsburgh Steelers headed by Art Rooney, Jr. Roell played defensive back at Ohio Northern and attended Ohio State University for three years prior to transferring to Robert Morris and earning a degree in sport management in 1990. He scouted high school football in western Pennsylvania for Metro Index Scouting from 1987-89 and worked in the pro scouting division for BLESTO in 1990. Roell, 34, is married to the former Stacey Alcott of Oakley, Calif. They reside in Parkville, Mo. with their daughters Victoria Rae (12/26/94) and Katelin Maureen (1/17/98).



## BILL SHUNKWILER

### Area Scout

Bill Shunkwiler is in his third season as area scout for the Colts and 12th season in the NFL. He joined the club from the Baltimore Ravens where he worked in the scouting department since 1996. Shunkwiler has pro scouting experience with several NFL teams: Cleveland (1991-95), Tampa Bay (1990-91) and Dallas (1987-90). He also served as a scout for the Philadelphia Stars of the USFL (1982-84) and Chicago Fire of the WFL League (1973-75). In between scouting stints, he was offensive coordinator at Hiram College (1978-79) and offensive line coach at Thiel College (1985). He received his bachelor's degree from Ohio Northern and master's degree in education from Kent State. Shunkwiler and his wife, Edith, have six grown children and seven grandchildren and live in Warren, Ohio.



## TODD VASVARI

### Area Scout

Todd Vasvari is in his fourth season as an area scout with the Colts. He previously worked as an area scout with the Carolina Panthers from 1995-97. Vasvari played tight end and earned a bachelor's degree in economics from Bloomsburg University in 1991. He worked three training camps (1989-91) as an equipment assistant with the Buffalo Bills and then worked as a substitute teacher and assistant football coach at Phillipsburg (N.J.) High School from 1992-95. His father, Hal, was a scout with the Montreal Alouettes and coached at the United States Merchant Marine Academy. Vasvari was born March 20, 1969, in Phillipsburg, N.J., and is single.



## BYRON LUSBY

### Area Scout

Byron Lusby is in his fifth season in the Colts' scouting department, his third as an area scout. Lusby was an intern in the club's scouting department in 1998. He was hired as an area scout in 1999. Lusby graduated from the University of Oklahoma in 1995 with a bachelor's degree in Communication Sciences and Disorders. He was born August 21, 1972, in Lawton, Oklahoma. He is single and resides in Lewisville, Tx.



## MATT TERPENING

### Area Scout

Matt Terpening is in his fourth season in the Colts scouting department, his second as an area scout. He graduated from Xavier (Ohio) University in 1998 with a bachelor's degree in sports management. Terpening was a member of the Xavier basketball team that reached the NCAA tournament in 1997 and 1998. The Musketeers also captured the Atlantic-10 Conference Tournament championship in 1998. He served as a summer intern in the Colts public relations office in 1997. He was a ballboy for the club in high school. His father is Colts Executive Vice President Bob Terpening. Terpening was born June 25, 1976, in Baltimore, Maryland, and is single.



## MIKE CHIURCO

### Area Scout

Mike Chiurco is in his first season as an area scout, his third in the Colts' scouting department. He previously was defensive backs and quarterbacks coach at New Philadelphia (Ohio) High School (1997-99). Chiurco, 33, entered coaching as a student assistant at Ohio State University in 1989. He spent three years assisting with the defensive backs and quarterbacks. He left Ohio State to coach quarterbacks and defensive backs at Canton South High School (1992-95). He was offensive coordinator at Gateway High School in Kissimmee, Fla., from 1995-96. He coached defensive backs and quarterbacks at Tuscarawas High School from 1996-97. Chiurco was born May 25, 1968 in Carrollton, Ohio.

Chiurco is engaged to Jocelyn Flogge of Zoar, Ohio and resides in Indianapolis.



## HUNTER SMITH

### Head Athletic Trainer

Hunter Smith is in his 19th year with the Colts. He was named the club's head athletic trainer in June of 1984. Smith served as the Colts' assistant athletic trainer during the 1983 season following a one-year stint as the head athletic trainer at William and Mary in 1982.

A Certified Athletic Trainer by the National Athletic Trainers Association, Smith presently serves on the Executive Council of the Indiana Athletic Trainers Association. He served as the AFC Head Athletic Trainer representative to the Professional Football Athletic Trainers Society Executive Board from 1993-1997.

He also was a member of the Gatorade Advisory Panel in 1998.

Prior to joining the staff at William and Mary, Smith served 10 years as an assistant professor in physical education and head athletic trainer at Salisbury State College.

Smith earned his bachelor's degree in physical education from Florida State in 1971 and a master's degree in physical education and health from Tennessee Tech one year later. He served on the Board of Directors of the National Athletic Trainers Association from 1982 to 1984. Smith and Dave Hammer were honored as the 1990 Pro Football Athletic Training Staff of the Year by the Professional Football Athletic Trainers Society. Smith was born August 5, 1949, in Salisbury, Md., Hunter and his wife, Susan, have three children, Kelly (20), Brian (18) and Kevin (18). They reside in Brownsburg.



## DAVE HAMMER

### Assistant Athletic Trainer

Dave Hammer is in his 18th season as assistant athletic trainer, having joined the club in July of 1984. He currently serves on the NATA Honors and Awards Sub-Committee. He is the AFC Assistant Athletic Trainer representative on the PFATS Executive Council.

Hammer earned a master's degree in physical education at Syracuse in 1984, where he served as a graduate assistant athletic trainer. He also attended West Virginia from 1977-82 as a member of the undergraduate athletic training curriculum. Hammer spent the 1981 training camp as a member of the Colts' summer staff, along with serving with the club during parts of the 1981-83 seasons. Hammer and Hunter Smith were honored as the 1990 Pro Football Athletic Training Staff of the Year by the Professional Football Athletic Trainers Society.

Born in Pittsburgh, Pa. on May 10, 1959, Dave and his wife, Sharon, reside with their children, Christopher (12), and Ashlee (9) in Indianapolis.



## DAVE WALSTON

### Assistant Athletic Trainer

Dave Walston is in his ninth season with the Colts, his sixth as a full-time assistant athletic trainer. Walston earned a master's degree from West Virginia University and a bachelor's degree from Salisbury State College. He previously served as head athletic trainer at Bowie State University (1988-90) in Bowie, Maryland, and at Morningside College (1990-92) in Sioux City, Iowa.

He was born January 14, 1964 in Denton, Maryland. Walston is single and resides in Indianapolis.



## JON SCOTT

### Equipment Manager

Jon Scott is in his 20th season with the Colts. Scott joined the Colts in March, 1982, as assistant equipment manager and was elevated to head of the club's equipment staff in November of the same year.

Before joining the Colts on a full-time basis, Scott worked as assistant equipment manager at Arizona State University for two years. His association with the Colts began when he worked as an assistant to the equipment manager during the club's 1979 and 1980 summer training camps. Scott received a bachelor's degree in Physical Education from Michigan State University in 1979, where he

served as a student equipment manager from 1975-79.

Born on December 18, 1956, Scott is a native of East Lansing, Michigan. Jon and his wife, Mischelle, reside with their children, Amber (22), Brooke (21) and Ian (10) in Avon.



## MIKE MAYS

### Assistant Equipment Manager

Mike Mays is in his 11th season as the Colts' assistant equipment manager. Mays joined the club full-time in June of 1991. His association with the Colts began in 1986 as a member of the club's summer training camp staff. He worked part-time as an equipment assistant during the 1989 and 1990 seasons. A native of Frankton, Ind., Mays was born March 11, 1962, and attended Anderson University. He and his wife, Sherri, reside with their daughter, Josie (11/1/00), in Pittsboro.



## SEAN SULLIVAN

### Equipment Assistant

Sean Sullivan is in his sixth season with the Colts, his fourth as a full-time member of the equipment staff. He spent the previous two seasons assisting the equipment staff and worked as a football operations intern with the Carolina Panthers in the summer of 1995. He graduated from Holy Cross College with an associates degree in liberal arts in 1994. Sullivan was born July 7, 1971, in Northport, New York. He is single and resides in Indianapolis.



## MARTY HECKSCHER

### Video Director

Marty Heckscher is in his 22nd season with the Colts. He has served as video director since 1983. He joined the club as assistant cinematographer in 1980 after serving one season as a part-time assistant. He worked as assistant equipment manager in 1981 and assistant cinematographer in 1982.

He was born January 21, 1956, in Baltimore, Maryland, where he attended Essex Community College. He and his wife, Stephanie, reside with their daughters, Morgan (17) and Regan (13), and son, Oliver (11), in Avon.



## JOHN STARLIPER

### Assistant Video Director

John Starliper is in his 19th season with the Colts' video department. He started with the club in 1983 and assists with the daily duties of videotaping and editing of tape for players and coaching staff game plans. He was born March 17, 1958, in Harpers Ferry, West Virginia. His wife, Jill, is a teacher and volleyball coach at Chatard High School in Indianapolis.



## CRAIG KELLEY

### Vice President of Public Relations

Craig Kelley is in his 17th season with the Colts, his third as Vice President of Public Relations. Kelley joined the Colts in January of 1985 as Assistant Director of Public Relations before being promoted to Director of Public Relations in 1987. Kelley oversees the club's football-related publications and all local and national media relations. He joined the Colts after working in 1982 and 1984 in public relations with the New Orleans Saints. Kelley has worked on the NFL public relations staff at 14 of the past 16 Super Bowls and at the 1991 Pro Bowl. In 1996, the Colts won the Pete Rozelle Award, an annual honor from the Professional Football Writer's Association to the NFL's top PR staff. A native of New Orleans, Louisiana, Kelley

holds a bachelor's degree in journalism from LSU and a master's degree in sports administration from Ohio University. Born July 4, 1959, Kelley and his wife, Katie, reside in Indianapolis.



## MICHAEL ZUNK

Director of Security

Michael Zunk is in his second season with the Colts as Director of Security. Zunk was previously the Indianapolis Chief of Police from 1997-2000. In that capacity, he managed a department with more than 1,400 employees. His other experience includes Manager of Security Services for St. Vincent Hospitals (1991-97), Deputy Director, Security for Naval Air Warfare Systems (1988-91), District Commander for Indianapolis Police Department (1985-88), Criminal Intelligence Unit Commander for IPD (1978-85) and IPD Police Officer (1968-78). He holds two degrees from Indiana University, a bachelor of science in criminal justice and public administration. Zunk and his wife, Mary, have two grown children and

a master's degree in  
reside in Indianapolis.



## RYAN ROBINSON

Assistant Director of Public Relations

Ryan Robinson is in his third season with the Colts. He joined the Colts in April of 1999. He previously served as Director of Media Relations for the Nashville Noise of the American Basketball League in 1998. He obtained a B.A. in journalism from the University of Kentucky in 1997. Robinson served as a seasonal-intern in the Colts public relations office in 1997 and also completed summer internships with the Colts in 1995 and the Minnesota Vikings in 1996. He was a student assistant in the University of Kentucky Sports Information Office (1994-96) and a media relations assistant in the office (1997-1998). Robinson, born June 4, 1975 in Ashland,

Ky., is single and resides in Carmel.



## BOB LAMEY

"Voice of the Colts"

Bob Lamey is in his 15th season as the club's radio play-by-play voice. Lamey also assist with projects in community relations, public relations, sales and marketing. Lamey was the Colts play-by-play voice from 1984-91 and from 1995-present. He obtained a B.A. in radio and television from Texas Christian University in 1960 and worked on master's degree at Ohio University in 1961. He was radio play-by-play voice of the Indianapolis Racers from 1974-77 and the Indiana Pacers from 1977-84. Lamey worked 23 years with WIBC Radio in Indianapolis, the last 15 as Sports Director. He was born December 23, 1938, in Chester, Pennsylvania. Lamey has three daughters, Becky (37), Gayle (33) and Sheryl (30) and resides in Indianapolis

with his wife, Kimberly.



## TROY BIGELOW

Director of Football Information Systems

Troy Bigelow enters his fourth season with the Colts and fifth in the NFL. Bigelow previously served as systems analyst for one year with the Carolina Panthers in 1997. Prior to Carolina, he spent two years as a consultant designing and writing computer software for a small company in Rochester, N.Y. He worked three years with General Electric as a software developer. Bigelow is a 1992 graduate of Clarkson University where he earned a bachelor's degree in computer science and technical communications. Bigelow and his wife, Lori, reside in Fishers with son, Drew (11/21/95) and daughter, Taylor (5/23/98).



## RYAN FANNIN

### Network Administrator

Ryan Fannin is in his fourth season with the Colts, his second as network administrator. Fannin worked from 1995-97 as an intern in the Colts operations department. He was hired full-time by the Colts as a scouting assistant in 1998. He is a certified Microsoft Professional Plus Internet and earned his Microsoft System Engineer certification. Fannin attended IUPUI and majored in business. He was born July 23, 1976 in Greenfield, Ind. Fannin and his wife, Gina, reside in Wanamaker.



## RYAN CAVANAUGH

### Scouting Assistant

Ryan Cavanaugh is in his first season in the Colts scouting department. Cavanaugh was hired in January after spending the 2000 mini-camp and training camp in the club's operations department. He graduated from Appalachian State in December of 2000 with a bachelor's degree in commercial recreation. He organized an American Cancer Society Gameball Run in college prior to the East Tennessee State and Appalachian State football game. Participants ran from East Tennessee State to Appalachian State (60 miles) and delivered the game ball to officials prior to kickoff. Cavanaugh was born August 27, 1978 in

Raleigh, NC. He is married to the former Melissa Ann Searls of Greensboro, NC, and they reside in Indianapolis.



## MARK ELLENZ

### Scouting Assistant

Mark Ellenz is in his first season as Colts' scouting assistant. Ellenz joined the Colts in January. He previously served as assistant defensive backs coach at the University of Wisconsin-La Crosse in the fall of 2000. He graduated from Wisconsin-La Crosse in May of 2001 with a master of science degree in sport administration. In the spring of 2000, he served as an intern in the front office of the La Crosse River Bats of the Indoor Football League. Ellenz earned a bachelor's degree in business administration from the University of St. Thomas in 1998. He was a three-year letterman at strong safety. Following graduation, Ellenz spent the summer's of 1998 and 1999 as a training camp coordinator assistant at the

New Orleans Saints training camp in La Crosse, Wisc. Ellenz was born January 11, 1975 in Milwaukee, WI. He is single and resides in Indianapolis.

# ADMINISTRATION



## LARRY C. HALL

### Vice President of Ticket Operations

Larry Hall is in his 18th season with the Colts and 19th in the NFL. Hall was promoted to Vice President of Ticket Operations in February of 2000. He worked in Cincinnati Bengals ticket office prior to becoming the Indianapolis Colts' first ticket manager in May of 1982. During his tenure in Indianapolis, Hall has implemented programs such as seat improvement, transfer of ownership, the annual Colts Select-A-Seat day and the Colts guest relations program. He obtained a marketing degree from the University of Cincinnati in 1982. Hall, born May 13, 1960, in Cincinnati, Ohio, and his wife, Donna, reside with their son, Adam (16), and daughter, Lauren (11), in Carmel.





## KURT HUMPHREY

### Vice President of Finance

Kurt Humphrey is in his 18th season with the Colts, his third as Vice President of Finance. Humphrey served the prior 15 seasons as Controller. In his role with the club, Humphrey oversees all daily financial business operations. He gained his accounting experience by working with the international accounting firm of Ernst and Young from 1979-82, and with the insurance company Baldwin and Lyons from 1982-84. He joined the Colts soon after the club's move to Indianapolis in 1984. Humphrey earned a bachelor's degree in accounting from Ball State University in 1979, and is a Certified Public Accountant. Humphrey, an avid golfer, has served on various Noble of Indiana Boards and Committees since 1986 and has been an active board member in various youth organizations

in his community. Humphrey is a member of the American Institute of C.P.A.s. Humphrey was born August 19, 1957, in Muncie, Indiana. Humphrey has a son, Rob (21) and two daughters, Breanne (19) and Abby (15), and he resides in Avon.



## TOM ZUPANCIC

### Vice President of Business Development

Tom Zupancic is in his 18th season with the Colts, his second as Vice President of Business Development. Zupancic was named Director of Business Development in 1998. He served from 1984-97 as the Colts' Strength and Conditioning Coach and in 1998 as Strength Coach. A graduate of Cathedral High School and Indiana Central University, Zupancic was inducted into the Indiana Football Hall of Fame as a player in 1998. Zupancic was given the Sagamore of the Wabash award by Governor Evan Bayh in 1996, Indiana's highest civilian honor. He serves on the boards of the Children Bureau, Broken Wagon Ranch, PAL Club and the Speedway Exchange Club and was one of 10 recipients of the

2000 Jefferson Award, a statewide program that recognizes charitable commitment. Zupancic was named the NFL's Strength and Conditioning coach of the Year in 1995. He ranks 14th in the world among all-time super heavyweights with a 600-pound bench press (set in 1988) and was an alternate on both the 1980 and 1984 USA Greco Roman Olympic wrestling teams. Zupancic authored of book entitled Strength and Conditioning for Football and Then Some and produced a video, Building Inner Strength. He was born September 14, 1955, in Indianapolis. Zupancic and his wife, Carrie, reside in Indianapolis with their three children, Katie (11), Jake (10), and John Thomas (8).



## BILL BROOKS

### Director of Community Development/Player Relations

Bill Brooks is in his fourth season as the Colts' Director of Community Development/Player Relations. He joined the Colts after an 11-year playing career in the NFL with Indianapolis (1986-92), Buffalo (1993-95) and Washington (1996). He joined the Colts as a fourth-round draft pick in 1986 and amassed 411-5,818-28 TDs receiving to rank 3rd in club history in receptions, 4th in yards and 7th in touchdowns. Brooks started 98 of 106 career games with the Colts and is one of five players in team history to have receptions in more than 100 career games. He also holds the club record with 50 or more receptions in six consecutive seasons. Brooks started in Super Bowl XXVIII for

Buffalo against Dallas and posted 7-63 receiving. Brooks has played a vibrant role in numerous community projects since 1986. He served as the emcee of two 'Yes to School, No to Drugs' rallies for the Colts that targeted area youths and reached audiences exceeding 70,000 students. He was also bestowed the Sagamore of the Wabash by Governor Evan Bayh in 1990, Indiana's highest civilian honor, as a citation for his community works. Brooks also served as the Colts' United Way spokesperson in 1991 and 1992 and has also been involved with Big Sisters of Indiana, Big Brothers of Indiana, the Wheelers Boys Club and the Butler University Board of Visitors. Brooks was born April 6, 1964, in Boston, Massachusetts. He holds a bachelor's degree in business administration from Boston University and was elected to the school's Hall of Fame in 1991. He also holds a master's degree in business administration from Butler University. Brooks and his wife, Holly, reside with their daughter, Brianna (6), in Carmel.



## NICOLE DUNCAN

### Director of Community Relations/Marketing

Nicole Duncan is in her eighth season with the Colts, her fifth in the club's community relations department. She was promoted to Director of Community Relations and Promotions in February of 1999 after serving as Community Relations Manager since 1997. Duncan began her Colts career as an administrative assistant in team's public relations department. She was on the staff that won the 1996 Pete Rozelle Award, an annual honor given to the NFL's top PR staff. Duncan obtained a B.A. in communications from Purdue in 1991. She is active in a variety of Indianapolis community service organizations. She was born January 26, 1970 in Arlington Heights, Ill. Duncan and her husband, Brian,

reside in Indianapolis.



## GREG HYLTON

### Director of Ticket Sales/Marketing

Greg Hylton is in his fifth season with the Colts, his first as Director of Ticket Sales/Marketing. Hylton served as Director of Ticket Sales from 1998-00 and Group Sales Manager from 1997-98. He obtained B.A. in Communications and Psychology from Indiana University in 1990 and worked in the Indiana Pacers media relations department in 1990-91. Hylton worked with the Indianapolis Ice from 1991-97 (ticket sales rep. 1991-93; Director of Ticket Sales 1993-95; V.P. of Sales 1995-96; V.P. of Marketing 1996-97). He was born June 22, 1968, in Brownsburg, Ind. Hylton and his wife, Terri, reside with their daughters, Taylor (12/26/97), and Brynn (10/9/99), in Avon.



## JAY SOUERS

### Executive Director of Sponsorship Sales

Jay Souers is in his fifth season with the Colts, his second as Executive Director of Sponsorship Sales. Souers served as Director of Sponsorship Sales in 1999 and account manager in 1997-98. He obtained B.A. in marketing from Indiana University in 1977. He sold television advertising at WTTV-4 1995-96 and was sales manager at C.E.O. Magazine from 1993-94. He was born April 9, 1955 in Bloomington, Ind. Souers and his wife, Julie, have two sons, Kole (2/14/91), and Dakota (2/14/91) and a daughter, Amy (2/14/91), and reside in Fishers.



## HERM STONITSCH

### Controller

Herm Stonitsch is in his third season with the Colts. He worked from 1992-99 at Colt Realty, managing the team's real estate portfolio. Stonitsch obtained a B.S. in accounting from Lewis University and an M.B.A. from Northwestern University's J.L. Kellogg GSB. He worked at public accounting firm Ernst and Young from 1989-92. He has been Certified Public Accountant since 1988. He was born February 14, 1961 in Joliet, Ill. Stonitsch and his wife, Bobbie, reside in Indianapolis.

# COLTS STAFF



**Carol Ballinger**  
Receptionist/Assistant



**Jennifer Beaver**  
Sponsorship Sales  
Assistant



**Brad Beery**  
Sponsorship Account  
Manager



**Jackie Belter**  
Coaching Assistant



**Teresa Bennett**  
Sponsorship  
Account Manager



**David Blume**  
Manager of Website  
Development



**Jett Branham**  
Community Relations  
Mgr./Marketing Asst.



**Chris Brelage**  
Sponsorship  
Account Manager



**Kim Broad**  
Corporate Suite Mgr./  
Marketing Asst.



**Linda Brown**  
Assistant to the  
Exec. Vice President



**Kip Brownfield**  
Ticket Sales  
Account/Event Manager



**Pam Carr**  
Sponsorship Account  
Manager



**Cathy Catellier**  
Assistant to the  
Head Coach



**Mary Clugston**  
Accounting/Insurance  
Assistant



**Scott Davis**  
Pavilion Manager



**Dave Filar**  
Purchasing  
Administrator



**Debbie Finn**  
Assistant to the Director  
of Football Operations



**Troy Glendenning**  
Building/Grounds  
Assistant



**Melanie  
Heaviland**  
Event Coordinator



**Sara Horvath**  
Ticket Operations  
Assistant



**Pamela Humphrey**  
Public Relations  
Assistant



**Sue Kelly**  
Assistant to the  
President



**Kevin Kirkhoff**  
Ticket Sales  
Entertainment Manager



George Kirkland  
Administrative  
Assistant



Heidi Klene  
Travel Consultant



Tom Klootwyk, MD  
Orthopedic Surgeon



David Liptak  
Special Projects  
Manager



Kristin MacAllister  
Merchandise  
Coordinator



AJ Macht  
New Media  
Coordinator



Mike Martin  
Groundskeeper



Matt Mason  
Retail Manager



Doug Melton  
Office Assistant



Gary Misamore, MD  
Orthopedic Surgeon



Traci Morgan  
Assistant to the Sr.  
Exec. Vice President



Bob Parenteau  
Assistant Director of  
Ticket Operations



Stefani Paul  
Player Development  
Assistant



Susie Peters  
Sponsorship Sales  
Assistant



Shelley Raper  
Sponsorship Account  
Manager



Arthur C. Rettig, MD  
Orthopedic Surgeon



Doug Robertson, MD  
Physician



Jenny Shaeffer  
Pro Shop



Beverly Slater  
Accounting/Payroll  
Assistant



Pat Smith  
Sponsorship Account  
Manager



Wade Smith  
Building/Grounds  
Assistant



Jamil Stafford  
Ticket Operations Assistant



Danny Thompson  
Building/Grounds  
Assistant



Tony Walker  
Building/Grounds  
Assistant

# 2001 INDIANAPOLIS COLTS PLAYERS





# LIONEL BARNES

**Defensive End**

6-5 274

Louisiana-Monroe

2nd Year With Colts, 3rd in NFL

Waivers (St. Louis) - 2000

Born: April 19, 1976

93

**GAMES STARTED/PLAYED:** (1999, 0/3); (2000, 0/1) **Total 0/4 Total with Colts 0/0**

**PRO:** Signed as FA on October 12, 2000...originally was D6-99 by St. Louis, the 176th selection overall...waived on October 10, 2000.

**2000:** Played in one game for Rams before being waived on October 10...posted one special teams tackle 9/4 vs. Denver...inactive for other four games...joined Colts on October 12 and was inactive for games 6-9, 11-16...DNP vs. NY Jets 11/12. **POST-SEASON:** Was inactive at Miami 12/30.

**CAREER NOTES: 1999:** Played in three games for Rams...missed first five games of season after suffering sprained medial collateral ligament in his knee during a training camp practice...was inactive for 13 games...saw first NFL action vs. Cleveland 10/24 as reserve on defense and posted one QB pressure...recorded first career tackle vs. Chicago 12/26...had two QB pressures at Philadelphia 1/2. **POST-SEASON:** Inactive for all three playoff games.

**COLLEGE:** Played only one season of football...started 11 games as **senior** at defensive tackle...totaled 43 tackles, 36 solo, and 16 tackles for losses...added one FR and three passes defended...majored in physical education.

**PERSONAL:** Full name is Lionel Barnes, Jr....born in New Orleans, La....attended Lakenheath American High School (Suffolk, England)...was all-Europe and all-conference selection in football and basketball as senior...played on U.S. Junior National Basketball Team that won a championship in Germany and his teammates included Vince Carter (Toronto Raptors) and Bonzi Wells (Portland Trailblazers)...single...resides in Creve Coeur, Mo.

## CAREER STATISTICS

YEAR	ST/PL	SOLO	AST	TOT	SKS	PD	FF	FR	INTS	YDS	AVG	LG	TD
1999	0/ 3	1	0	1	0.0	0	0	0	0	0	0.0	0	0
2000	0/ 1	0	0	0	0.0	0	0	0	0	0	0.0	0	0
<b>TOTAL</b>	<b>0/ 4</b>	<b>1</b>	<b>0</b>	<b>1</b>	<b>0.0</b>	<b>0</b>	<b>0</b>	<b>0</b>	<b>0</b>	<b>0</b>	<b>0.0</b>	<b>0</b>	<b>0</b>





# CHAD BRATZKE

**Defensive End**

6-5 272

Eastern Kentucky

3rd Year With Colts, 8th in NFL

UFA (N.Y. Giants) - 1999

Born: September 15, 1971

92

**GAMES STARTED/PLAYED:** (1994, 0/2); (1995, 0/6); (1996, 16/16); (1997, 10/10); (1998, 16/16); (1999, 16/16); (2000, 16/16) Total 74/82 Total with Colts 32/32

**PRO:** Signed as UFA from NY Giants on March 1, 1999...originally was D5-94 by NY Giants, the 155th selection overall.

**2000:** Started all 16 games at RDE...has started all 32 games in his two seasons with Colts...led club with 7.5 sacks (69 yards) and 25 QB hits...finished with career-high 93 tackles, 44 solo, two FF and one FR...has totaled 19.5 of his 39 career sacks while with Colts...recorded season-high 10 tackles on three different occasions (at Buffalo 10/1; at New England 10/8; at NY Jets 12/3)...totaled six tackles, two solo, and two QB hits apiece at Kansas City 9/3 and vs. Oakland 9/10...tallied four tackles, three solo, two sacks (24 yards) and one QB hit vs. Jacksonville 9/25...recorded safety in 3rd qtr. vs. Jaguars...posted second consecutive multiple-sack game with two sacks (23 yards) along with 10 tackles, five solo, and two QB hits at Buffalo 10/1...he has nine career multiple sack games...totaled five tackles, two solo, one sack, three QB hits and one FR at Seattle 10/15...surpassed 300 career tackles with six, two solo, vs. New England 10/22...posted seven tackles, two solo, one sack (7 yards), two QB hits and one FF vs. Detroit 10/29...had five tackles, two solo, and two QB hits at Green Bay 11/19...recorded six tackles, two solo, one sack (8 yards) and three QB hits vs. Buffalo 12/11...tallied five tackles, two solo, one QB hit, one FF and 0.5 sacks (2.5 yards) at Miami 12/17...had season-high five QB hits along with four tackles vs. Minnesota 12/24. **POST-SEASON:** Started at RDE at Miami 12/30...recorded seven tackles, four solo, one int. (4 yards), and one QB hit...he marked his first career interception.

**CAREER NOTES: 1999:** Started all 16 games at RDE...led team with 12.0 sacks (70 yards) and four FF...had 81 total tackles, 42 solo, 36 QB hits, two passes broken up and one FR...produced only the 5th double-digit individual sacks season since the club's 1984 move to Indy (11.5, LB-Johnnie Cooks, 1984; 10.0, DE-Jon Hand, 1989; 10.5, DE-Tony Bennett, 1995; 10.5, DE-Dan Footman, 1997)...had five multi-sack games, the most in a season since 1972...the club's most multiple sack games in a season since 1972 are 5 (DE-John Dutton, 1976; Bratzke, 1999) and 4 (Dutton, 1975; DE-Fred Cook, 1975)...had game-high three sacks (7 yards), four solo tackles, three QB hits and one pass defended 9/12 vs. Buffalo...produced only the 12th 3.0+ sack game by a Colt since 1982 (when sacks became official stat) and he matched it with 3.0 sacks (22 yards) 12/19 vs. Washington...became 8th Colt with an official 3.0+ sack game...had six tackles, two solo, and one QB hit 9/19 at New England...recorded seven tackles, two solo, and team-high five QB hits 10/10 vs. Miami...had five tackles, four solo, two sacks (10 yards) and four QB hits 10/24 vs. Cincinnati...posted five tackles, three solo, two sacks (13 yards), two FF, one FR and one QB hit 10/31 vs. Dallas...had season-high 10 tackles, seven solo, and six QB hits 11/7 vs. Kansas City...posted seven tackles, three solo, two sacks, one QB hit and one FF 12/12 vs. New England...recorded eight tackles, six solo, three sacks (22 yards), three QB hits, one FF and one pass broken up vs. Redskins. **POST-SEASON:** Posted six tackles, four solo vs. Tennessee 1/16. **1998:** Started 16 games at RDE for NY Giants...ranked 4th on team in tackles with 80, 57 solo, and 2nd on club with 11 sacks (72 yards)...added one FR and one FF...had season-high nine tackles, seven solo, with two sacks (21 yards) and one FF 9/13 at Oakland...had eight tackles, six solo, one sack (three yards) and one FR 10/4 at Tampa Bay...had seven tackles, five solo, and one sack (six yards) 10/18 vs. Arizona...had seven tackles, five solo, and one sack (three yards) 11/15 vs. Green Bay...posted six tackles, five solo, and two sacks (10 yards) 9/6 vs. Washington...had six tackles, three solo, and one sack (eight yards) 12/20 vs. Kansas City...had other sacks 11/22 vs. Philadelphia (six yards), 11/30 at San Francisco (six yards) and 12/13 vs. Denver (nine yards). **1997:** Started first 10 games of season at RDE before suffering left knee and leg injury 11/9 at Tennessee...placed on injured reserve 11/12...had 35 tackles, 23 solo, 3.5 sacks (30 yards), two FR and one FF...had sack (13 yards) and FR 9/21 vs. St. Louis...had other sacks 8/31 vs. Philadelphia (10 yards) and 10/26 at Cincinnati (four yards) and 11/9 vs. Tennessee (0.5-3.0 yards)...had FF vs. Philadelphia and FR 10/12 at Arizona. **1996:** Started 16 games at RDE...posted 52 tackles, 43 solo, five sacks (39 yards) and two FR...had five solo tackles and one sack (nine yards) 12/21 vs. New England...had other sacks 9/1 vs. Buffalo (four yards), 10/13 vs. Philadelphia (six yards) and 11/3 vs. Arizona. **1995:** Saw reserve and special teams action in six games...had five tackles, two solo...added three special teams tackles. **1994:** Saw action 9/11 at Arizona and 11/13 vs. Arizona for only seasonal duty...did not have any tackles.

**HONORS: 1999:** All-Madden Team.

**COLLEGE:** Four-year letterman...career totals included 253 tackles, 150 solo, 27 sacks and six FR...posted 87 tackles, 57 solo, 11 sacks and two FR as **senior**...named Ohio Valley Conference Defensive Player-of-the-Year and Kodak All-America...earned OVC All-Defense honors as **junior** after totaling 71 tackles, 36 solo, nine sacks and one FR...had 80 tackles, 47 solo, six sacks and two FR as **sophomore**...totalled 15 tackles, 10 solo, one sack and one FR as **freshman**.

**PERSONAL:** Full name is Chad Alan Bratzke...born in Waukegan, Ill...attended Bloomingdale (Valrico, Fla.) High School...made sizable donation to Eastern Kentucky University to build Student Athlete Academic Success Center...heavily involved with CLF (Childhood Leukemia Foundation) and Joy's House...made several appearances on Colts 2000 Care-A-Van tours...participated in the third-annual Reggie Bowl to benefit Reggie Miller Foundation...helped paint Senate Street, "12th Man Alley"...also is student of martial arts and owns Doberman Pinscher show dogs named Zeus and Cale, who have competed in dog shows throughout the country...started up his own web site, chadbratzke.com....Chad and his wife, Kristi, reside in Carmel, Ind.

## CAREER STATISTICS

YEAR	ST/PL	SOLO	AST	TOT	SKS	PD	FF	FR	INTS	YDS	AVG	LG	TD
1994	NYG 0/ 2	0	0	0	0.0	0	0	0	0	0	0.0	0	0
1995	NYG 0/ 6	2	3	5	0.0	0	0	0	0	0	0.0	0	0
1996	NYG 16/16	43	9	52	5.0	2	0	2	0	0	0.0	0	0
1997	NYG 10/10	23	12	35	3.5	0	1	2	0	0	0.0	0	0
1998	NYG 16/16	57	23	80	11.0	0	1	1	0	0	0.0	0	0
1999	16/16	42	39	81	12.0	0	4	1	0	0	0.0	0	0
2000	16/16	46	47	93	7.5	0	2	1	0	0	0.0	0	0
<b>TOTAL</b>	<b>74/82</b>	<b>213</b>	<b>133</b>	<b>346</b>	<b>39.0</b>	<b>2</b>	<b>8</b>	<b>7</b>	<b>0</b>	<b>0</b>	<b>0.0</b>	<b>0</b>	<b>0</b>



## RODREGIS BROOKS

*Defensive Back*

5-9 184

Alabama-Birmingham

2nd Year With Colts

Draft - 7b, 2000 (238th overall)

Born: August 30, 1978



**PRO:** Pick was obtained from Oakland for a sixth-round pick in the 2001 draft.

**2000:** Placed on injured reserve (neck) on August 17.

**COLLEGE:** Started all 11 games as **senior**...had nine interceptions for 152 yards and one TD...set school record for ints. in a season, surpassing Don Blackmon (7, 1993)...ranked third in nation with 20-350-17.5 PR, setting school record...had 47 tackles, 39 solo, and one tackle for loss...had nine passes defended...posted one int., two passes defended and five solo tackles vs. Missouri...had career-high 10 tackles, eight solo, and two ints. vs. Virginia Tech...posted seven tackles, six solo, and one int. (43 yards) vs. Wake Forest...totalled four solo tackles, 2-80 PR and one int. (91 yards) vs. East Carolina...91-yard return was longest int. return in school history, topping the previous mark of 87 yards by Dwight Platt...was medical redshirt as **junior**...started all 11 games as **sophomore**...recorded 44 tackles, 32 solo, three ints. and nine passes defended...added two FF and one FR...was 12-106-8.8 PR...had seven tackles, six solo, and two passes defended vs. Kansas...had four tackles, one int. and one FR vs. Southwestern Louisiana...registered five solo tackles, one pass defended, one int. and 1-20 PR vs. Louisiana Tech...played in all 11 games with four starts as **freshman**...recorded 37 tackles, 25 solo, two ints. and two passes defended...had two FR and one FF...had first career int. vs. Arkansas State...had one pass defended and one int. vs. Western Kentucky...recorded nine tackles and one FR vs. Central Florida...majored in criminal justice.

**PERSONAL:** Full name is Rodregis Antonio Brooks...born in Alexander City, Ala...attended Dadeville High School...three-year starter at DB and TB...totalled 1,046 rushing yards, 340 receiving yards, 79 tackles, six ints. as senior...also lettered in baseball and basketball...single...resides in Dadeville, Ala.





# JEFF BURRIS

**Defensive Back**

6-0 190

Notre Dame

4th Year With Colts, 8th in NFL

UFA (Buffalo) - 1998

Born: June 7, 1972

20

**GAMES STARTED/PLAYED:** (1994, 0/16); (1995, 9/9); (1996, 15/15); (1997, 14/14); (1998, 14/14); (1999, 16/16); (2000, 16/16) **Total 84/100 Total with Colts 46/46**

**PRO:** Signed as UFA from Buffalo on February 18, 1998...originally was D1-94 of Buffalo, the 27th selection overall.

**2000:** Started all 16 games at LCB...led team with career-high four ints., including two in the last three games...totaled 76 tackles, 67 solo, three sacks (19 yards), three QB hits and tied with team-high 11 passes defended...had five tackles, four solo, three passes defended and 27<sup>1</sup> interception return in season-opener at Kansas City 9/3...posted four tackles apiece vs. Oakland 9/10 and at Buffalo 10/1...recorded six solo tackles, 0.5 sacks, one QB hit and one pass defended at New England 10/8...tallied two tackles and one sack at Seattle 10/15...totaled four solo tackles, one QB hit and one pass defended vs. Detroit 10/29...recorded six solo tackles and one pass defended at Chicago 11/5...posted two solo tackles, one int. and one pass defended vs. NY Jets 11/12...surpassed 300 career tackle mark with five tackles vs. Miami 11/28...compiled seven tackles apiece at NY Jets 12/3 and vs. Buffalo 12/11...added one sack (5 yards), one FF, one int. and two passes defended vs. Bills 12/11...had one int., 0.5 sacks (0.5 yards) along with two tackles and one pass defended at Miami 12/17...tallied seven solo tackles vs. Minnesota 12/24. **POST-SEASON:** Started at LCB at Miami 12/30...recorded four solo tackles and one pass defended.

**CAREER NOTES: 1999:** Started all 16 games at LCB...posted 85 total tackles, 78 solo, two sacks (12 yards), 14 passes defended, six QB hits, two ints. and one FF...added one assisted special teams tackle...had four tackles, two solo, three passes defended, one QB hit and one int. vs. Buffalo 9/12...tied career-high with 28-yard int. return...posted eight tackles, six solo, 9/19 at New England...recorded six solo tackles and one pass defended along with first career sack 9/26 at San Diego...totaled five solo tackles, three passes defended, one QB hit and one int. 10/17 at NY Jets...recorded interception at goal line at Jets and returned it 55 yards to set up game-winning FG...had season-high 11 tackles, 10 solo, one sack (10 yards), one QB hit and one pass defended 10/31 vs. Dallas...totaled seven solo tackles and one FF 12/5 at Miami...returned blocked field goal 27 yards vs. Washington 12/19 in 4th qtr. to set up TD in division-clinching win. **POST-SEASON:** Recorded two solo tackles and two passes defended 1/16 vs. Tennessee. **1998:** Started 14 games at LCB...inactive with knee injury 11/29 at Baltimore and 12/6 at Atlanta...had 67 tackles, 59 solo, 17 passes defended and one int...had season-high 14 tackles, 12 solo, 10/18 at San Francisco...had seven solo tackles 10/4 vs. San Diego...had six tackles, five solo, 12/20 at Seattle...registered three passes defended 9/20 at NY Jets and 9/27 vs. New Orleans...had int. at NY Jets. **1997:** Started 14 games at LCB for Buffalo...inactive with hamstring injury 9/21 vs. Indianapolis and 10/12 at New England...posted 47 tackles, 36 solo, 10 passes defended and two ints. (19 yards)...ints. ranked 11<sup>st</sup> on team while passes defended placed T2nd...was 21-198, 9.4 PR avg...had seven solo tackles 12/20 at Green Bay for top tackle outing...had ints. 9/7 at Jets (nine yards) and 11/2 vs. Miami (10 yards)...was 6-49 PR 11/30 vs. Jets for top attempts and yardage outing...had season-long 32-yard PR 12/20 at Green Bay. **1996:** Started at LCB and posted 60 tackles, 44 solo, 16 passes defended, one int. (28 yards), one FF and one FR...tied teammate Kurt Schulz for team lead in passes defended...ranked 6<sup>th</sup> in AFC with 27-286, 10.6 PR avg...inactive 9/16 vs. Pittsburgh with quadriceps injury...had seven total tackles, three passes defended, one int. and one RF 10/20 at Jets for top game...had FF 10/27 at New England...had season-long 45-yard punt return 12/8 at Seattle...had 28-yard PR 11/3 vs. Washington. **POST-SEASON:** Had five solo tackles, one int. (38 yards), and one pass defended in wild card matchup 12/28 vs. Jacksonville...had 38<sup>th</sup> int. for first career score. **1995:** Started first nine games at LCB before injuring knee 11/5 at Indianapolis...placed on injured reserve 11/20 and missed rest of season...had 38 tackles, 27 solo, 11 passes defended and one int. (19 yards)...ranked 2<sup>nd</sup> in AFC with 20-229, 11.5 PR avg...had int. 10/15 vs. Seattle...had season-long 40-yard PR at Indianapolis...earned first career start 9/3 vs. Denver. **1994:** Named Football News All-Rookie and Pro Football Weekly/PFWA All-Rookie as punt return specialist...had 15 tackles, 12 solo, six passes defended and two ints. (24 yards)...was 32-332, 10.4 PR avg. to set Bills rookie record for punt return yardage...had career-long 57-yard PR 10/2 vs. Chicago...had int. 10/30 vs. Kansas City and 12/4 at Miami (24 yards).

**HONORS:** 1994: Football News All-Rookie Team...Pro Football Weekly/PFWA All-Rookie (punt return specialist).

**COLLEGE:** Four-year letterman...career statistics included 189 tackles, 135 solo, 15 passes defended, 10 ints. (67 yards) and two sacks (19 yards)...had 53 tackles, 36 solo, six passes defended, three ints. (61 yards) and two sacks (19 yards) as **senior**...had 73 tackles, 51 solo, five ints. (six yards) and four passes defended as **junior**...totaled 63

tackles, 48 solo, four passes defended and two ints. as **sophomore**...saw reserve action in 10 games as **freshman**...holds degree in management.

**PERSONAL:** Full name is Jeffrey Lamar Burris...born in Rock Hill, S.C....attended Northwestern High School...named first-team All-America by Parade Magazine as senior...named second-team All-America by USA Today...four-year letterman in football and baseball...president of senior class...spoke to Clark-Pleasant Middle School in 2001 about the importance of team building, getting along with others and avoiding peer pressure and drugs...Burris and his wife, Lisa, reside with their daughter, Sienna (10/12/97), and son, Jaden (11/13/99), in Zionsville, Ind.

## CAREER STATISTICS

YEAR	ST/PL	SOLO	AST	TOT	SKS	PD	FF	FR	INTS	YDS	AVG	LG	TD
1994	Buf. 0/16	12	3	15	0.0	6	0	0	2	24	12.0	24	0
1995	Buf. 9/ 9	27	11	38	0.0	11	0	0	1	19	19.0	19	0
1996	Buf. 15/15	44	16	60	0.0	16	1	1	1	28	28.0	28	0
1997	Buf. 14/14	36	11	47	0.0	10	0	0	2	19	9.5	10	0
1998	14/14	59	8	67	0.0	17	0	0	1	0	0.0	0	0
1999	16/16	78	7	85	2.0	14	1	0	2	83	41.5	55	0
2000	16/16	67	9	76	3.0	11	0	0	4	38	9.5	27†	1
<b>TOTAL</b>	<b>84/100</b>	<b>323</b>	<b>65</b>	<b>388</b>	<b>5.0</b>	<b>85</b>	<b>2</b>	<b>1</b>	<b>13</b>	<b>211</b>	<b>16.2</b>	<b>55</b>	<b>1</b>

### CAREER BEST INTERCEPTIONS

**Number:** 1 13 times  
**Yards:** 55 at NY Jets 10/17/99  
**Longest:** 55 at NY Jets 10/17/99  
**TDs:** 1 at Kansas City 9/3/00



## CHAD COTA

**Defensive Back**

6-0 196

Oregon

3rd Year With Colts, 7th in NFL

UFA (New Orleans) - 1999

Born: August 8, 1971



**GAMES STARTED/PLAYED:** (1995, 0/16); (1996, 2/16); (1997, 16/16); (1998, 16/16); (1999, 15/15); (2000, 16/16) Total 65/95 Total with Colts 31/31

**PRO:** Signed as UFA from New Orleans on February 23, 1999...originally was D7-95 by Carolina, the 209th selection overall...signed as RFA from Carolina by New Orleans on March 11, 1998.

**2000:** Started all 16 games at SS...finished third on team with 104 tackles, 74 solo...added eight passes defended and two ints...tallied season-high 12 tackles, nine solo, at Chicago 11/5...had seven tackles apiece at Buffalo 10/1, vs. Detroit 10/29 and at Green Bay 11/19...had five tackles, four solo, vs. Oakland 9/10...totaled three solo tackles, one int., and one pass defended vs. Jacksonville 9/25...posted five tackles, four solo, one int. and one pass defended at Seattle 10/15...recorded 10 tackles, eight solo, vs. New England 10/22...totaled eight tackles, five solo, and one pass defended vs. NY Jets 11/12...had five tackles apiece at New England 10/8, vs. Miami 11/26 and at NY Jets 12/3...surpassed 500 career tackle mark vs. Dolphins...tallied 11 tackles, six solo, and two passes defended at Miami 12/17. **POST-SEASON:** Started at SS at Miami 12/30...recorded career-high two ints. (23 yards) along with 13 tackles, nine solo, and two passes defended.

**CAREER NOTES: 1999:** Started 15 games at SS...inactive 10/10 vs. Miami with knee/ankle sprain, the only missed game of his career...finished fourth on team with 101 total tackles, 76 solo...added eight passes defended, one FF and one FR...posted eight tackles, six solo, 9/19 at New England...posted four tackles apiece 9/26 at San Diego and 10/17 at NY Jets...had seven tackles 10/31 vs. Dallas and 11/4 at NY Giants...recorded season-high 12

tackles, seven solo, and one pass defended 11/7 vs. Kansas City...had eight solo tackles and 25t FR at Miami 12/5...posted nine solo tackles 12/12 vs. New England...had six tackles, four solo, 12/19 vs. Washington...had seven solo tackles 12/26 at Cleveland...recorded eight tackles, six solo, 1/2 at Buffalo. **POST-SEASON:** Started at SS and totaled six tackles, three solo, 1/16 vs. Tennessee. **1998:** Started 16 games at SS for New Orleans...ranked 2nd on team in tackles with 96, 71 solo...added five passes defended, four ints. (16 yards), two sacks (nine yards), one FF and one FR...had season-high 14 tackles, 11 solo, vs. New England 10/4...had nine tackles, eight solo, and one FR 12/20 at Arizona...had five solo tackles, one sack (0 yards), one int. (nine yards) and one FF 11/22 at San Francisco...had other ints. 9/13 vs. Carolina, 9/27 at Indianapolis (four yards) and 10/25 vs. Tampa Bay (three yards)...had other sack 9/6 at St. Louis (nine yards). **1997:** Started 16 games at SS...posted team and career-high 153 tackles, 107 solo, two ints. (28 yards), one sack (25 yards) and one F...had eight double-digit tackle outings including 14 vs. Washington 8/31, 13 at San Diego 9/14, at Denver 11/9, vs. Green Bay 12/14 and vs. St. Louis 12/20 and 11 vs. San Francisco 9/29 and at San Francisco 11/16...had ints. 10/26 vs. Atlanta (13 yards) and vs. Green Bay (15 yards). **1996:** Posted 63 tackles, 52 solo, five ints. (63 yards), one sack (seven yards) and one FR...had team-high nine tackles 12/1 vs. Tampa Bay...had eight tackles and one int. (20 yards) vs. Baltimore 12/15...had eight tackles in first career start 10/13 vs. St. Louis...had int. and first career sack 12/22 vs. Pittsburgh...had other ints. 10/6 at Minnesota (eight yards), 11/24 at Houston and 12/8 at San Francisco (35 yards)...had F 10/20 vs. New Orleans. **1995:** Saw action in all 16 games, primarily on special teams...tied for team lead with 20 special teams tackles...had four solo tackles on base defense...had three tackles, two passes defended and three special teams tackles 9/10 at Buffalo...had FR 11/12 at St. Louis.

**COLLEGE:** Four-year letterman and three-year starter...career totals included 253 total tackles, five ints. and two sacks...earned first-team All-Pac 10 honors after posting 98 tackles, seven passes defended and two ints. while helping lead team to Pac 10 title as **senior**...named second-team All-Pac 10 as **junior** after posting 86 tackles, four ints., four passes defended, two FF and one sack...had 69 tackles, two sacks and one int. as **sophomore**...started six games at SS and one at FS as **freshman**...was redshirt in 1990...holds degree in sociology.

**PERSONAL:** Full name is Chad Garrett Cota...born in Ashland, Oregon...attended Ashland (Oregon) High School...Cota and his wife, Christina, reside with their son, Chase (11/9/99), in Indianapolis, Ind.

## CAREER STATISTICS

YEAR	ST/PL	SOLO	AST	TOT	SKS	PD	FF	FR	INTS	YDS	AVG	LG	TD
1995 Car.	0/16	4	0	4	0.0	2	0	1	0	0	0.0	0	0
1996 Car.	2/16	52	11	63	1.0	5	0	1	5	63	12.6	35	0
1997 Car.	16/16	107	46	153	1.0	8	0	1	2	28	14.0	15	0
1998 NO	16/16	71	25	96	2.0	5	1	1	4	16	4.0	9	0
1999	15/15	76	25	101	0.0	8	1	1	0	0	0.0	0	0
2000	16/16	74	30	104	0.0	8	0	0	2	3	1.5	3	0
<b>TOTAL</b>	<b>65/95</b>	<b>384</b>	<b>137</b>	<b>521</b>	<b>4.0</b>	<b>36</b>	<b>2</b>	<b>5</b>	<b>13</b>	<b>110</b>	<b>8.5</b>	<b>35</b>	<b>0</b>

### CAREER BEST INTERCEPTIONS

**Number:** 1 13 times  
**Yards:** 35 at San Francisco 12/8/96  
**Longest:** 35 at San Francisco 12/8/96





## CLIFTON CROSBY

**Defensive Back**

5-10 172

Maryland

2nd Year With Colts, 2nd in NFL

Free Agent - 2000

Born: September 17, 1974

31

**GAMES STARTED/PLAYED:** (1999, 0/1); (2000, 0/0) Total 0/1 Total with Colts 0/0

**PRO:** Signed as FA on November 1, 2000...originally signed as FA by St. Louis on April 23, 1999...waived on September 5, 1999...signed as FA by St. Louis on September 7, 1999...waived on September 13, 1999...claimed off waivers by Cincinnati on September 14, 1999...waived on September 21, 1999...signed by St. Louis to practice squad on September 27, 1999...waived on August 27, 2000...signed by St. Louis to practice squad on August 29, 2000...waived on October 24, 2000.

**2000:** Spent first seven games of the season on St. Louis practice squad...signed by Colts on November 1 and was inactive for games 9-16. **POST-SEASON:** Was inactive at Miami 12/30.

**CAREER NOTES: 1999:** Played in one game for St. Louis, the season-opener vs. Baltimore 9/12...posted two solo tackles vs. Ravens...spent final 14 weeks on practice squad.

**COLLEGE:** Played in 15 games as **senior**...recorded five interceptions along with 57 tackles, 42 solo...played in six games with four starts as **junior**...totaled 28 tackles and two passes defended...started final four games of season...averaged more than five tackles per game over four-game stretch...totaled career-high six tackles vs. NC State and Georgia Tech...played in all 11 games as **sophomore**...saw increased playing time as he moved from defensive back to running back...was team's fourth-leading rusher (26-177)...averaged team-high 6.7 yards per carry...scored first career TD vs. Wake Forest on 25t rush...saw action in secondary and on special teams as **freshman**...redshirted as freshman...holds degree in family studies.

**PERSONAL:** Full name is Clifton Crosby...born in Erie, Pa....attended East High School...scored 24 TDs and recorded 9.1 rushing avg. as senior...named first-team all-state as kick returner...played defensive back, running back and return specialist...totaled 3,080 yards and 24 TDs rushing in three-year career...also lettered in basketball and track...read to Brooklyn Elementary in 2000 during "Reading Is Fun Week"...single...resides in Erie, Pa.



## KEN DILGER

**Tight End**

6-5 253

Illinois

7th Year With Colts

Draft-2, 1995 (48th overall)

Born: February 2, 1971

85

**GAMES STARTED/PLAYED:** (1995, 13/16); (1996, 16/16); (1997, 14/14); (1998, 16/16); (1999, 15/15); (2000, 16/16) Total 90/93

**2000:** Started all 16 games at TE...totaled 47-538, 3 TDs receiving...his 47 receptions marked a career-high seasonal total...posted his fourth 40+ reception season, tied with TE-John Mackey for most 40+ reception seasons among Colt TEs...is one of only four Colts TEs ever to post a 40+ reception season (4, Mackey, 1965-68; 2, Kerry Cash, 1992-93; Tom Mitchell, 1972)...ranks with Mackey (8), Mutscheller (6), Chester (4) and Mitchell (2) as only Colts TEs with multiple career 100+ outings...ranks second in Colts history among TEs in receptions and third in career yards and TDs (Mackey, 320-5127, 38 TDs; Jim Mutscheller, 220-3684, 40 TDs; Dilger 229-2838, 17 TDs)...has receptions in 80 of 93 career games, including multiple receptions in 58 outings...has totaled 1,320 receiving yards from QB-Peyton Manning in 47 games...posted 5+ receptions in five games...set career-high reception total with 8-96 vs. Oakland

9/10...was 5-38, 1 TD with 4t grab vs. Jacksonville 9/25...finished 2-36 at Buffalo 10/1...posted 6-93, 1 TD with 17t snare...tallied 5-52, 1 TD with 12t score...was 5-66 at Chicago 11/5 and 4-39 at Green Bay 11/19...had one reception vs. New England 10/22, vs. Miami 11/26, at NY Jets 12/3 and vs. Buffalo 12/11...was 2-15 at Miami 12/17. **POST-SEASON:** Started at TE at Miami 12/30 and was 3-16.

**CAREER NOTES: 1999:** Started 15 games at TE...DNP 11/21 at Philadelphia...was 40-479, 2 TDs receiving...was 3-36 at San Diego 9/26...was 3-25 with 10t vs. Cincinnati 10/24... totaled 4-59 at NY Jets 10/17...totalled 5-80 at Miami 12/5 for top yardage game...had season-long 30-yard grab 11/7 vs. Kansas City...posted 3-35, 1 TD with 1t grab in 4th qtr. vs. Washington 12/19...was team-high 5-52 at Buffalo 1/2. **POST-SEASON:** Started at TE and was 2-12 vs. Tennessee 1/16. **1998:** One of seven Colts to start 16 games...was 31-303, 1 TD receiving...was 5-45 at Atlanta 12/6 for top receptions game...was 4-61 at Seattle 12/20 for top yardage game...also had season-long 27-yard grab...was 4-38 at New England 9/13...was 4-22 vs. NY Jets 11/15...had 9t at Miami 11/8 for lone score of season...ran in 2-point conversion 10/4 vs. San Diego...also recovered outside kick and returned it 14 yards to San Diego with 1:45 remaining to set up FG in 17-12 win. **1997:** Was 27-380, three TDs receiving...inactive 10/5 vs. NY Jets and 10/12 at Pittsburgh with hamstring injury suffered 9/21 at Buffalo...Jets game ended streak of 33 consecutive starts...named AFC Offensive Player-of-the-Week after posting 5-100, 3 TDs receiving 12/14 vs. Miami...was first AFC tight end to receive honor since week 15 of 1993 (Shannon Sharpe, Denver)...posted three receiving scores for only 9th time in club history and only 2nd time by TE (Mutscheller vs. Green Bay at Milwaukee 10/13/57)...joined RB-Eric Dickerson (10/31/88 vs. Denver) and RB-Lenny Moore (10/4/58 vs. Chicago) as only Colts with 3 TDs in one quarter...had 7t, 8t, and 31t receptions from QB-Jim Harbaugh, all in 2nd qtr...also had season-long 43-yard catch...was 6-96 vs. Green Bay 11/16...had 27- and 28-yard receptions on game-winning 4th-qtr. FG drive...had three receptions 9/7 vs. New England (15 yards), 11/2 vs. Tampa Bay (37 yards) and 11/9 vs. Cincinnati (44 yards)...had one solo special teams tackle 12/21 at Minnesota. **1996:** One of four Colts to start 16 games...ranked 2nd on team in receiving TDs (4), 3rd in yardage (503) and 4th in receptions (42)...was 7-156, 1 TD receiving 9/8 at NY Jets, the most reception yards by Colts' TE in club history (Mackey, 5-144 vs. Minnesota, 12/8/63)...had 22t and season-long 51-yard reception...also had 28- and 29-yard grabs...was 6-43, with 1t receiving at Cincinnati 12/22...had 40-yard reception at Washington 10/27...had 8t reception 9/15 at Dallas and 1t vs. Miami 9/23 for other scores. **POST-SEASON:** Was 1-4 receiving at Pittsburgh 12/29. **1995:** Started final 13 games and was 42-635, 4 TDs receiving to eclipse receiving totals of three Colts tight ends in 1994 (18-203, 1 TD)...had reception in every game except 12/3 at Carolina...outperformed three TEs chosen ahead of him in 1995 draft (Kyle Brady, 9th overall by Jets, 26-252-2 TDs; Mark Bruener, 27th overall by Pittsburgh, 26-238-3 TDs; Christian Fauria, 39th overall by Seattle, 17-181-1 TD)...was 7-125, 1 TD vs. San Francisco 10/15 for top receptions and yardage game, with 15t...also had season-long 42-yarder...was 5-74 with long of 36 in playoff-clinching win vs. New England 12/23...was 4-92 at Miami 10/8 with grabs of 38 and 25 yards...had 39-yard receptions 11/5 vs. Buffalo and 11/26 vs. Miami...had 16t 12/10 at Jacksonville, 3t at New England 11/19 and 13t from Harbaugh 12/17 vs. San Diego for other scores. **POST-SEASON:** Started all three games...was 3-39, 1 TD receiving...had 2t reception at San Diego 12/31.

**HONORS: 1995:** College and Pro Football Newsweekly, Football News and Pro Football Weekly/PFWA NFL All-Rookie Team. **1997:** AFC Offensive Player-of-the-Week (12/14 vs. Miami). **1999:** Football Digest NFL All-Pro Second-Team.

**COLLEGE:** Four-year letterman and three-year starter...career totals included 39 games with 33 starts, 81-1,008, 8 TDs receiving...was 41-547, 5 TDs while starting 11 games as **senior**...climaxed career with 7-60 and 17t performance in 30-0 Liberty Bowl victory over East Carolina...started 11 games as **junior** totaling 17-212, 2 TDs receiving...saw reserve action in six games in injury-plagued **sophomore** season and posted 6-42 receiving...named team's Most Improved Player as **freshman**...started 11 games and totaled 17-207, 1 TD receiving...set school freshman seasonal receiving yardage record...was 1-5 vs. UCLA in John Hancock Sun Bowl...redshirted in 1990...worked as QB and LB on scout team before moving to TE...sat out 1989 to work, enrolling in school in time for 1990 spring practice...holds degree in marketing.

**PERSONAL:** Full name is Kenneth Raymond Dilger...born in Mariah Hill, Ind...was team captain as QB at Heritage Hills High School...passed for school career record 3,750 yards...set school seasonal marks with 2,005 yards and 23 TDs/5 ints. as senior...also earned all-conference honors in basketball and baseball...was recipient of 1999 Playoff NFL Players Award by NFL Players Association for his contributions both on the field and in the community...Dilger and his wife, Heidi, founded the Dilger Foundation for Children to benefit various children's charities...he hosts Ken Dilger Charity Golf Classic each summer to benefit Dilger Foundation...the 2000 golf tournament raised more than \$75,000 for Muscular Dystrophy Association and local charities...foundation has made donations to Riley Hospital for Children, Muscular Dystrophy Association, Juvenile Diabetes Foundation, Spina Bifida Association and Educational Choice Trust...participated in Colts Gridiron Geography program...helped promote the I.S.T.E.P. exam for the Indiana Department of Education...instructor for Colts 101, an annual women's football clinic...participated in 2000 Cadillac NFL Golf Classic...participated in the third annual Reggie Bowl to benefit the Reggie Miller Foundation...created his own web site, kendilger.com...Dilger and his wife, Heidi, reside with their daughter, Jessica (3/2/00), in Carmel, Ind.

## CAREER STATISTICS

Year	ST/PL	RECEIVING					CAREER BEST RECEIVING			
		No.	Yds.	Avg.	LG	TD	Number:			
1995	13/16	42	635	15.1	42	4	8	vs.	Oakland	9/10/00
1996	16/16	42	503	12.0	51	4	Yards:	156	at	NY Jets 9/8/96
1997	14/14	27	380	14.1	43	3	Longest:	51	at	NY Jets 9/8/96
1998	16/16	31	303	9.8	27	1	TDs:	3	vs.	Miami 12/14/97
1999	15/15	40	479	12.0	30	2				
2000	16/16	47	538	11.4	32	3				
<b>TOTAL</b>	<b>90/93</b>	<b>229</b>	<b>2838</b>	<b>12.4</b>	<b>51</b>	<b>17</b>				



## JIM FINN

Running Back

6-0 235

Penn

2nd Year With Colts, 2nd in NFL

Free Agent - 2000

Born: December 9, 1976

36

**GAMES STARTED/PLAYED: (2000, 1/16) Total 1/16**

**PRO:** Signed as FA on January 24, 2000...originally was D7-99 (253rd overall) of Chicago...waived on August 30, 1999...signed by Chicago to practice squad on September 21, 1999...waived from practice squad on October 11, 1999.

**2000:** Played in all 16 games with one start...totaled 1-1 rushing and 4-13, 1 TD receiving...led team with 22 special teams tackles, 14 solo...used mostly as a blocking back for RB-Edgerin James...scored first career TD with five-yard reception at Green Bay 11/19...made first career start at Seattle 10/15 and recorded two special teams tackles...had two special teams tackles at Kansas City 9/3, vs. Jacksonville 9/25, at Seattle, at NY Jets 12/3, vs. Buffalo 12/11 and vs. Minnesota 12/24...totaled team-high three special teams tackles, two solo, at New England 10/8...was 1-2 receiving vs. Detroit 10/29 and added one solo special teams tackle...tallied 1-1 rushing and two special teams tackles vs. NY Jets 11/12...was 1-6 receiving vs. Vikings. **POST-SEASON:** Saw action as reserve FB and on special teams at Miami 12/30...totaled four special teams tackles, two solo.

**CAREER NOTES: 1999:** Spent time on Chicago's practice squad.

**COLLEGE:** Four-year letterman...ranked fourth in school history with 2,277 career rushing yards and fifth with 180 points scored...set school records as senior with 1,450 yards rushing on 323 carries...scored 17 TDs...was 20-134 receiving...posted 43-259, 4 TDs rushing, against Brown, the school's second best single-game performance...All-Ivy League first-team, Player-of-the-Year and Bushnell Cup recipient, All ECAC second-team...saw action at RB and in defensive secondary as junior...totaled 155-801, 11 TDs rushing...was 10-191 KOR...added 10-98, 1 TD receiving...totaled 24 tackles, 14 solo, as safety...All-Ivy League first-team as RB...played in 10 games with seven starts at SS as sophomore...recorded 55 tackles, 40 solo...had three ints., five passes defended and three FF...was 7-111 KOR...saw limited action as freshman...played in four games on special teams and as reserve running back...totaled 11-26 rushing and three special teams tackles...holds degree in finance.

**PERSONAL:** Full name is James Finn...born in Teaneck, NJ...attended Bergen Catholic High School...three-time all-league, all-county, and all-state as senior...led team to state championship...was also an all-state wrestler as senior...won 185-pound state wrestling championship in 1995 with 33-2 record...single...resides in Fairlawn, NJ.

## CAREER STATISTICS

Year	ST/PL	No.	RUSHING				RECEIVING				
			Yds.	Avg.	LG	TD	No.	Yds.	Avg.	LG	TD
2000	1/16	1	1	1.0	1	0	4	13	3.3	6	1
<b>TOTAL</b>	<b>1/16</b>	<b>1</b>	<b>1</b>	<b>1.0</b>	<b>1</b>	<b>0</b>	<b>4</b>	<b>13</b>	<b>3.3</b>	<b>6</b>	<b>1</b>



## BEN GILBERT

**Offensive Guard**

6-4 310

Ohio State

2nd Year With Colts

Free Agent - 2000

Born: June 6, 1978

69



**GAMES STARTED/PLAYED:** (2000, 0/0) Total 0/0

**PRO:** Signed as FA on April 28, 2000.

**2000:** Was inactive for all 16 games. **POST-SEASON:** Was inactive at Miami 12/30.

**COLLEGE:** Four-year letterman and three-year starter...started 37 of 45 career games...started all 12 games at RG as senior...logged 262 minutes of action...started 12 games at RG as junior...helped offense average more than 500 yards per game, including nearly 200 yards rushing per game...had key block that helped spring RB-Michael Wiley on 53rd run vs. Michigan...logged total of 263 minutes...All-Big Ten second-team...recipient of Jim Parker Award, given to team's top offensive linemen...started all 13 games at RG as sophomore...played more than 300 minutes...played in eight games as freshman...logged 58 total minutes as backup to Rob Murphy...longest stint of playing time was 19 minutes vs. Pittsburgh...majored in business.

**PERSONAL:** Full name is Benjamin Gilbert...born in Lancaster, Ohio...attended Lancaster High School...lettered in football and track...named all-state in football and won two state titles in shotput...Gilbert and his wife, Holli, reside in Lancaster, Ohio.



## TARIK GLENN

**Offensive Tackle**

6-5 332

California

5th Year With Colts

Draft-1, 1997 (19th overall)

Born: May 25, 1976

78



**GAMES STARTED/PLAYED:** (1997, 16/16); (1998, 16/16); (1999, 16/16); (2000, 16/16) Total 64/64

**2000:** Started all 16 games at LT and played each snap for third consecutive season...played vital role in club allowing only 20 sacks, tied with NY Jets for lowest in NFL...the NFL avg. was 39.6...20 sacks allowed are the third-best mark in franchise history (14, 1999; 19, 1969)...Colts allowed 20 sacks in 591 dropbacks (one for every 29.6 attempts), the second-best mark in franchise history (one for every 40 attempts, 1999)...Colts allowed 22 sacks in 598 dropbacks in 1998 and 14 in 560 dropbacks in 1999 thus, the three-year total is 56 in 1,749 dropbacks (one for every 31.2 attempts)...the line has allowed QB-Peyton Manning to be sacked just 56 times in 1,736 dropbacks from 1998-00, while allowing him to pass for 4,413 (2000), 4,135 (1999) and 3,739 (1998) yards, the three highest seasonal totals in club history...the line paved the way for RB-Edgerrin James to win his second consecutive NFL rushing title...James posted nine 100+ games, including a franchise-record 219 yards at Seattle 10/15...the line has helped James (2,303, 2000; 2,139, 1999) to produce consecutive 2,000+ yards from scrimmage seasons, two of the three highest totals in club history (2,227, Marshall Faulk, 1998). **POST-SEASON:** Started at LT at Miami 12/30.

**CAREER NOTES: 1999:** Started 16 games at LT and played each snap for the second consecutive season...played a key role in season where club allowed franchise record-low 14 sacks in 1999, and club cut sacks allowed from 62 in 1997 to 22 in 1998...14 sacks allowed was the fewest in the NFL in 1999 and it topped the previous seasonal-low of 19 in 1969...the line helped RB-Edgerrin James (369-1,553, 13 TDs rushing/62-586, 4 TDs receiving) become the 13th rookie to win the NFL rushing title and produce Colts seasonal and NFL rookie records with 10 100+ games.

**POST-SEASON:** Started at LT vs. Tennessee 1/16. **1998:** One of seven Colts to start each game...started 16 games at LT after starting 16 games at RG as rookie in 1997...played each snap and was member of line that allowed only 22 sacks, the 2nd-lowest total in NFL (19, Dallas), and down from a franchise-high of 62 in 1997...Colts set club record

with NFL-best ratio of one sack allowed per 27.2 pass attempts...Colts allowed one sack per every 9.4 attempts in 1997...helped Faulk post 324-1,319 rushing and 86-908 receiving for an NFL-high 2,227 yards from scrimmage...helped Colts post seven 100+ rushing outings. **1997:** Started all 16 games at RG...along with LT-Adam Meadows became club's first opening day rookie starters on offensive line since 1984 (RG-Ron Solt)...Glenn and Meadows joined Solt, ROLB-Duane Bickett (1985) and Faulk (1994) as only rookies with 16 starts since club's 1984 move to Indianapolis (OG-Steve McKinney did it in 1998)...Glenn teamed with Meadows, C-Jay Leeuwenburg, RT-Tony Mandarich and LG-Doug Widell to start each game and join Tennessee Oilers as only NFL teams to start all five offensive linemen intact throughout 1997 season...since 1963, the only times the Colts have started the offensive line intact at the same positions throughout an entire non-strike season was 1963, 1964 and 1968...helped Faulk rush 264-1,054, 7 TDs as club posted 100+ rushing yards nine times including seven of last eight outings...helped club post 145+ rushing yards in three consecutive games (34-147, 2 TDs vs. Tampa Bay 11/2; 30-150 vs. Cincinnati 11/9; 34-147, 1 TD in 41-38 win over Green Bay 11/16) for first time since games 7-9 of 1987.

**HONORS: 1997:** Pro Football Weekly and College and Pro Football Weekly NFL All-Rookie Team.

**COLLEGE:** Four-year letterman and two-year starter...began career as DT before switching to offense and starting at LT as junior and senior...named first-team All-Pac Ten while starting at LT as **senior**...posted 67 knockdown blocks on offense averaged 457.6 ypg...helped team to Aloha Bowl victory over Navy...participated in East-West Shrine and Senior Bowl all-star games following season...started every game at LT as **junior** and saw action on every play in 10 contests...earned second-team All-Pac Ten honors...saw reserve action in 11 games at defensive tackle as **sophomore**...had seven solo tackles...saw reserve action in eight games at DT as **freshman**...had three tackles, one solo...helped team to Alamo Bowl victory over Iowa...holds degree in social welfare.

**PERSONAL:** Full name is Tarik Glenn...born in Cleveland, Ohio...performed as two-way lineman at Bishop O'Dowd (Oakland, Calif.) High School...has recorded 430-pound bench press and 600-pound squat...nickname is T. Bone...headed up special offensive lineman Christmas project that adopted 10 Indianapolis families through United Christmas Service and personally delivered presents...spokesperson for Indiana Advocates for Children...received the Colts' 2000 Unsung Hero Award...participated in the third-annual Reggie Bowl to benefit the Reggie Miller Foundation...heavily involved with the Boys and Girls Club of Indiana...returned to school during 1997-99 off-seasons and completed his degree in social welfare...Glenn and his wife, Maya, reside in Indianapolis, Ind.



## LENNOX GORDON

Running Back

6-0 201

New Mexico

2nd Year With Colts, 3rd in NFL

Free Agent - 2000

Born: September 9, 1978

30

**GAMES STARTED/PLAYED:** (1999, 0/8); (2000, 0/9) **Total 0/17 Total with Colts 0/9**

**PRO:** Signed to practice squad on August 29, 2000...originally signed by Buffalo as FA on April 23, 1999...waived on September 5, 1999...signed to Bills practice squad on September 7, 1999...moved to active roster on October 26, 1999.

**2000:** Played in nine games, primarily on special teams...was inactive games 5-6 and DNP games 12-13...totaled 4-13 rushing...totaled 2-12 vs. Buffalo 12/11 and 2-1 vs. Minnesota 12/24...had one solo special teams tackle at Green Bay 11/19, his only tackle totals of the season. **POST-SEASON:** Saw action on special teams at Miami 12/30.

**CAREER NOTES: 1999:** Spent first seven weeks on the Bills' practice squad...was inactive for first game on active roster 10/31 at Baltimore...saw first career action 11/7 at Washington on special teams, totaling one tackle...posted 5-15 rushing 11/14 vs. Miami, including 13 yards on first NFL carry...was 3-18 rushing 11/28 vs. New England.

**POST-SEASON:** Saw action on special teams 1/8 at Tennessee in Wild Card game.

**COLLEGE:** Four-year letterman...ranked sixth in school history with 2,131 yards rushing...started 22 of 40 games...totaled 17 rushing TDs and one receiving TD...led team with 571 rushing yards as **senior**...led all New Mexico RBs with 15 receptions...started only five games as **junior**...rushed for 1,008 yards as **sophomore**...became only sixth RB in school history to rush for more than 1,000 yards in a season...All-WAC Mountain Division first team...played first half of season before sitting out second half with flu...majored in computer information systems.

**PERSONAL:** Full name is Lennox Constantine Gordon...born in Higley, Ariz...attended Red Mountain High School (Mesa)...totaled 1,217 rushing yards and 14 TDs as senior...was first-team all-city and second-team all-East Valley as senior...also lettered in track...single...resides in Higley, Ariz.



## CAREER STATISTICS

Year	ST/PL	RUSHING						RECEIVING			
		No.	Yds.	Avg.	LG	TD	No.	Yds.	Avg.	LG	TD
1999	Buf. 0/ 8	8	33	4.1	13	0	0	0	0.0	0	0
2000	0/ 9	4	13	3.3	6	0	0	0	0.0	0	0
<b>TOTAL</b>	<b>0/17</b>	<b>12</b>	<b>46</b>	<b>3.8</b>	<b>13</b>	<b>0</b>	<b>0</b>	<b>0</b>	<b>0.0</b>	<b>0</b>	<b>0</b>



**E.G. GREEN**  
**Wide Receiver**  
 5-11 188  
 Florida State  
 4th Year With Colts  
 Draft-3, 1998 (71st overall)  
 Born: June 28, 1975

**84**

**GAMES STARTED/PLAYED:** (1998, 0/11); (1999, 4/11); (2000, 0/7) **Total 4/29**

**2000:** Played in seven games...DNP in games 3-8...inactive vs. Miami 11/28, at NY Jets 12/3 and 12/11 vs. Buffalo...totaled 18-201, 1 TD receiving...set career-high reception total with 6-81, 1 TD at Green Bay 11/19...had 34t reception for lone score of the season at Packers...played as reserve and was 2-35 at Kansas City 9/3 and 2-16 vs. Oakland 9/10...was 5-45 at Chicago 11/5...recorded 3-24 vs. NY Jets 11/12. **POST-SEASON:** Played as reserve at Miami 12/30.

**CAREER NOTES: 1999:** Started 4 of 11 games...started games 1-3 and 12...inactive with knee injury 10/10 vs. Miami, 10/31 vs. Dallas, 11/7 vs. Kansas City, 11/14 at NY Giants and 11/21 at Philadelphia...totaled 21-287 receiving...posted career-high receiving yards in season-opener 9/12 vs. Buffalo with 5-124, including 50-yard reception...teamed with WR-Marvin Harrison (8-121) for the 20th game in club history with 2 100+ receivers...was 5-61 at New England 9/19... tallied 2-9 at Miami 12/5 and 2-19 vs. Washington 12/19. **POST-SEASON:** Started at WR 1/16 vs. Tennessee and totaled 1-33 receiving...left game in second quarter with broken leg. **1998:** Saw action in 11 of final 13 games...DNP in games 1-3 due to elbow injury sustained during training camp...DNP 10/18 at San Francisco and 11/1 vs. New England...was 15-177, 1 TD receiving...was 4-49, 1 TD vs. Cincinnati 12/13...had 11t reception for lone score of season...was 3-52 at Seattle 12/20 for top yardage game...also had season-long 25-yard grab...was 3-19 vs. Carolina 12/27...had 20-yard reception at Baltimore 11/29 and 17-yard grab for first career reception 9/27 vs. New Orleans.

**COLLEGE:** Four-year letterman and three-year starter...career totals included 44 games with 33 starts, 166-2,920, 29 TDs receiving...ranked 1st in school history in TDs, 2nd in yardage and 3rd in receptions...held school record for consecutive games with receptions (38) at end of career...started 11 games as **senior** and posted 54-1059, 11 TDs receiving...earned 2nd-team All-America honors by Associated Press and Football News...became only 2nd player in school history to post two 1000+ receiving yardage campaigns...was 6-166 with 66t reception vs. Georgia Tech...was 5-151 with 74t vs. Virginia and 8-143, 3 TDs vs. N.C. State...was 7-176 with 27t in Sugar Bowl victory over Ohio State...started 11 games as **junior** and posted 34-662, 7 TDs receiving...was 5-156, 2 TDs vs. Clemson...was 3-86 with 29t in Sugar Bowl vs. Florida...started 11 games as **sophomore** and posted 60-1,007, 10 TDs receiving...was 5-99, 1 TD in Orange Bowl win over Notre Dame...saw reserve action in 11 games as **freshman**...was 18-192, 1 TD receiving...was 4-74 in Sugar Bowl victory over Florida...holds degree in education.

**PERSONAL:** Full name is Ernest Green III...born in Ft. Walton Beach, Fla...attended Ft. Walton Beach High School...Green and his wife, Tishia, reside in Ft. Walton Beach, Fla.

## CAREER STATISTICS

### RECEIVING

Year	ST/PL	No.	Yds.	Avg.	LG	TD
1998	0/11	15	177	11.8	25	1
1999	4/11	21	287	13.7	50	0
2000	0/ 7	18	201	11.2	34t	1
<b>TOTAL</b>	<b>4/29</b>	<b>54</b>	<b>665</b>	<b>12.3</b>	<b>50</b>	<b>2</b>

### CAREER BEST RECEIVING

<b>Number:</b>	6	at Green Bay	11/19/00
<b>Yards:</b>	124	vs. Buffalo	9/12/99
<b>Longest:</b>	50	vs. Buffalo	9/12/99
<b>TDs:</b>	1	vs. Cincinnati	12/13/98
		at Green Bay	11/19/00



# MARVIN HARRISON

**Wide Receiver**

6-0 178

Syracuse

6th Year With Colts

Draft-1, 1996 (19th overall)

Born: August 25, 1972

88

**GAMES STARTED/PLAYED:** (1996, 15/16); (1997, 15/16); (1998, 12/12); (1999, 16/16); (2000, 16/16) Total 74/76

**PRO:** Pick was obtained in package from Atlanta in QB-Jeff George trade.

**CAREER HIGHLIGHTS:** Harrison has totaled the most receptions by a receiver in NFL history in first four seasons and first five seasons of career...he is the only player in franchise history to have multiple 1,000+ receiving seasons (1,663 in 1999; 1,413, 2000)...is one of only five players in NFL history to post 100+ receptions in consecutive seasons (115 in 1999; 102, 2000)...Harrison has receptions in all 76 career games, the best career start by any WR in Colts history...the best overall streak of cons. games with a reception to start a career is 77 games by RB-Marshall Faulk (1994-98)...Harrison has led the club in receptions, yards and TDs in four of his five seasons (he did not in 1998 after missing final four games with injury)...has recorded an NFL-best 17 100+ receiving games in last two seasons...Harrison has had multiple receptions in 75 of 76 career games, 5+ receptions in 43 games and 6+ receptions in 33 outings...he has had 60+ yards in receptions in 41 outings...Harrison (413) ranks 2nd in Colts career receptions (he moved past WR-Bill Brooks, 411, RB-Lenny Moore, 363, and RB-Don McCauley, 333 in 2000) behind WR-Raymond Berry (631)...became only the third player in club history to post 400+ career receptions...Harrison (21) ranks 2nd in Colts career 100+ receiving games (24, Berry)...Harrison (5,554) ranks 5th in club career reception yards...47 career receiving TDs rank as 4th-most in Colts history (68, Berry; 50, WR-Jimmy Orr; 48, Moore)...Harrison has 33 TD snare from QB-Peyton Manning in 44 games...33 hookups with Manning rank as 4th-most in club history by a QB/receiver tandem...Harrison held 13.1 yds/rec. avg. on 14 TDs (14-183) 1996-97 prior to Manning, but holds 26.8 yds/rec. avg. on 33 TDs (33-886) 1998-present with Manning...20 of 47 career TD receptions by Harrison exceed 20 yards here is the breakdown of all Colts with 30+ career TD receptions with snares exceeding 20 yards: Berry (26 of 68); Orr (29 of 50); Moore (28 of 48); TE-Jim Mutscheller (19 of 40); TE-John Mackey (29 of 38)...Harrison holds 22.2 yds/rec. avg. on 47 TDs (47-1,069)...Harrison is 1 of 7 Colts with 3 TDs receiving in a game (Mutscheller, Berry (twice), Moore Orr (twice), WR-Roger Carr, TE-Ken Dilger), but is the only one to do it four times...has five career 10+ reception games 2nd-most in club history (11, Berry, 1955-67)...has more career yards, TDs and highest average per reception in first quarter (1st - 106-1,704, 16 TDs; 2nd - 119-1,318, 10 TDs; 3rd - 91-1,357, 9 TDs; 4th - 97-1,175, 12 TDs)...Harrison (19th pick) is member of vaunted 1996 first-round WR draft class that featured Keyshawn Johnson (Jets, 1st pick, now with Tampa Bay), Terry Glenn (Patriots, 7th pick), Eddie Kennison (Rams, 18th pick and now with Bears) and Eric Moulds (Bills, 24th pick), but Harrison's career totals (413-5,554, 47 TDs) leads the pack (Johnson, 376-4,982, 31 TDs; Glenn, 315-4,465, 21 TDs; Kennison 212-2,946, 16 TDs; Moulds, 275-4,261, 23 TDs).

**2000:** Totaled 102-1,413, 14 TDs receiving...he tied with Carolina's Muhsin Muhammad for first in NFL receptions...one of only four NFL players to record 100+ receptions in 2000...ranked 1st in AFC TDs, 2nd in NFL, 2nd in AFC yards, 6th in NFL...tied with Denver's Rod Smith and Minnesota's Randy Moss for most 100+ receiving games with eight...his 14 receiving TDs tied Raymond Berry (1959) for most receiving TDs in a season by a Colt...Harrison surpassed 1,000 seasonal receiving yards in nine games, tying Berry (1960) for fastest streak to 1,000 seasonal yards in club history...he topped the 1,000-yard mark in 1999 in 10 games...he produced his 5th 50+ reception season in 2000, the 3rd-best total in club history (7, Berry, 1958-62, 65-66; 6, WR-Bill Brooks, 1986-92), while 5 cons. by Harrison ranks as 2nd-best in club history (6, Brooks, 1986-92; 5, Berry, 1958-62)...he produced only the 6th 1,000 season in club history (1,663, Harrison, 1999; 1,298, Berry, 1960; 1,131, Brooks, 1986; 1,012, WR-Roger Carr, 1976; 1,038, WR-Reggie Langhorne, 1993)...Harrison had TD receptions in 10 different games to join Berry (10, 1959) for the most number of games in a season with a TD snare...Harrison (14 TDs) produced the 26th 10+ TD season in club history and teamed with RB-Edgerrin James (18 TDs) to form only the 5th 10+ TD seasonal tandem in Colts history (17, James/12, Harrison, 1999; 13, Moore/10, Berry, 1960; 15, Mitchell/11, RB-Don McCauley, 1975; 11, Carr/11, McCauley, 1976)...Harrison held 27.4 avg. on 14 TDs (14-384)...became only player in club history to record 100+ games in first three games of the season and he has accomplished the feat twice (1999, 2000)...recorded four 50+ yard TD receptions (78, vs. NE 10/22; 76, vs. Jax. 9/25; 51, vs. NE 10/22; 50, vs. Oak. 9/3) and has seven for his career...posted three 10+ reception games (13, at New England, 10/8; 12, vs. Minnesota, 12/24; 10, vs. Oakland, 9/10), which ranked tied for most in a season (3, Berry, 1960; 3, Joe Washington, 1979)...was 115 at Kansas City 9/3 and 10-141, 1 TD (50) vs. Oakland 9/10...totaled 2-103, 1 TD (76) vs. Jax. 9/25 and joined Berry (6, G5-10, 1960) as the only Colts with 3+ cons. 100+ games, but he is the only Colt to do it twice...was 3-45, 1 TD (14) at Buffalo 10/1, joining Berry as the only Colts to have TDs in 4 cons. games twice and only the fourth player in club history to record TDs in 4 cons. games (WR-Willie Richardson, Berry, Mackey)...posted 13-159, 1 TD at New England 10/8, his second-highest career yardage total (196, at SD 9/26/99) and tied for second-highest career

reception total (14, at Cleveland 12/26/99; 13, at SD 9/26/99)...tallied 7-134 at Seattle 10/15...totaled 5-156, 2 TDs (51, 78), vs. NE 10/22...became first player since WR-Roger Carr (54, 67, at NE, 9/18/78) to score two 50+ yard TD receptions in same game and only fourth player in club history...his 78T grab from Manning was longest of his career...posted 9-109 vs. Detroit 10/29 for fourth cons. 100+ game...the only club streak longer is six by Berry (G5-10, 1960)...was 12-109, 3 TDs vs. Minnesota 12/24. **POST-SEASON:** Totaled 5-63 at Miami 12/30.

**CAREER NOTES: 1999:** Produced one of the finest reception seasons in NFL history with 115-1,663, 12 TDs, including nine 100+ games...it marked the 26th 100+ reception season in NFL history, the 5th-highest NFL yardage season and made Harrison one of 14 players to produce nine or more 100+yardage games in a season...all three areas by Harrison (115, 1,663, 9 100+ games) broke prior Colts seasonal records (86, RB-Marshall Faulk, 1998; 1,298, 7, Berry, 1960)...Harrison ranked 5th-most among the NFL all-time seasonal reception yards leaders (1,848, Jerry Rice, SF, 1995; 1,781, Isaac Bruce, St.L., 1995; 1,746, Charley Hennigan, Hou., 1961; 1,686, Herman Moore, Det., 1995)...Harrison ranked 2nd in NFL receptions, 1st in NFL yards and 1st in AFC TD receptions, T2nd in NFL...Harrison ranked 4th in overall AFC TDs, T7th in NFL...Harrison (115) combined with RB-Edgerrin James (62) to form the most potent seasonal reception duo (177) in Colts history and with James (62) and WR-Terrence Wilkins (42) to form the most potent seasonal reception trio (219) in Colts history...Harrison set his career-best with 12 TD receptions...with TD receptions in games 1-4 in 1999, Harrison became the first Colt since WR-Willie Richardson (G10-13, 1968) to have TD receptions in 4 cons. game and he joined Richardson, Berry (twice) and Mackey to tie for 7th-longest streak of cons. games with a TD reception in Colts history...Harrison had 7 TD snares of 20+ yards in 1999, the most from 20+ yards out in a season since 7 by Mackey in 1966...the most TD receptions from 20+ yards in a season in club history is 9 by Carr (1976), 8 by Moore (1960), 7 by Berry (1960), Orr (1962) and Mackey (1963, 1966)...Harrison held 27.7 avg. on 12 TDs (12-332) in 1999...Harrison was 8-121, 2 TDs vs. Buffalo 9/12, his 2nd cons. 100+ effort on opening day (5-102, 1 TD vs. Miami 9/6/98)...Harrison teamed with WR-E.G. Green (5-124) and James (26-112, 1 TD) vs. Bills to produce only the 3rd game in club history with 2 100+ receivers and a 100+ rusher in same game (11/9/75 at Buffalo, RB-Lydeell Mitchell 27-112, WRs-Glenn Doughty 3-102 and Roger Carr 2-136; 10/27/85 vs. Green Bay, RB-Randy McMillan 24-126, WRs-Matt Bouza 6-109 and Wayne Capers 5-104)...Harrison was 7-105, 3 TDs at New England 9/19...Harrison had 5 TD snares in first two games, the fastest seasonal start by a Colts receiver since 4 in first two games by E-Dee Mackey in 1962...he is the third Colt with cons. multiple TD games (2 cons. games by Berry 10/30/60 at Dallas and 11/6/60 vs. GB; 2 cons. games by Orr 10/24/65 vs. LA Rams and 10/31/65 at SF)...Harrison was 13-196, 1 TD at San Diego 9/26...he was 3-91, 1 TD vs. Miami 10/10 and 6-40 at NYJ 10/17...he was 8-156, 1 TD (56) vs. Cincinnati 10/24...he was 6-85, 1 TD (40) vs. Dallas 10/31...he was 7-93 vs. Kansas City 11/7 and 6-109, 2 TDs (19, 57) at NYG 11/14...he was 5-60, 1 TD at Philadelphia 11/21 and 5-58 vs. NYJ 11/28...he was 8-125 at Miami 12/5, 6-118 vs. New England 12/12 and 9-117 vs. Washington 12/19 to produce his second 3+ cons. 100+ game streak, then was 14-138 at Cleveland for his fourth cons. 100+ game...14 receptions at Browns set the club record for receptions in a game, and it was his ninth 100+ game...nine 100+ games in a season is T4th-best in NFL history and Harrison is 1 of 14 players with 9+ 100+ games in a season (11, Michael Irvin, Dal., 1995; 10, Charley Hennigan, Hou., 1961; 10, Herman Moore, Det., 1995; 9, Elroy Hirsch, LA Rams, 1951; 9, Bill Graman, Hou., 1960; 9, Lance Alworth, SD, 1965; 9, Don Maynard, NYJ, 1967; 9, Stanley Morgan, NE, 1986; 9, Mark Carrier, TB, 1989; 9, Robert Brooks, GB, 1995; 9, Isaac Bruce, St.L., 1995; 9, Jerry Rice, SF, 1995; 9, Jimmy Smith, Jax., 1999)...he was 4-51 at Buffalo 1/2...Harrison earned AFC Offensive Player of the Month for September. **POST-SEASON:** Was 5-65 vs. Tennessee 1/16. **1998:** Started first 12 games before suffering separated shoulder 11/29 at Baltimore...placed on injured reserve 11/30 and missed remainder of season...was 59-776, 7 TDs and ranked 3rd in AFC receptions, 6th in NFL, 5th in AFC reception yards, 13th in NFL, at time of injury...was 20-245 on third down receptions...was 9-128, with 38T vs. NYJ 11/15 to tie career-best in receptions and establish career-best in yardage...was 5-102 with 4T vs. Miami 9/6...along with Manning (21-37-302) formed only second 300+ passing/100+ receiving opening day duo effort in club history (John Unitas, 401; TE-John Mackey, 6-126; vs. Atlanta 9/17/67)...also marked only 5th opening day 100+ receiving outing in club history...was 6-98, 3 TDs at San Francisco 10/18 to mark second 3-TD game of career...Harrison's 61T reception and Faulk's 65T rush marked first time in club history a 50T scoring rush and reception occurred in same game...was 7-95 vs. New Orleans 9/27 and 7-77 at NYJ 9/20. **1997:** Led team in receptions (73), receiving yards (866) and receiving TDs (6) for second consecutive season...also posted a pair of 2-point receptions...did not start 9/7 vs. New England as club opened in two-TE set...73 receptions were 6th-best seasonal reception total in team history...Faulk (1,054 rushing), Harrison (866 receiving) and WR-Sean Dawkins (804 receiving) marked only second time in club history (1989; Eric Dickerson/1,311 rushing; Bill Brooks/919 receiving; Andre Rison/820 receiving) Colts produced 1000+ rusher and two 800+ receivers in same season...was 9-74 receiving 9/7 vs. New England for career-high receptions total...posted 8-98, 1 TD vs. Green Bay 11/16 for season-high yardage total...totaled 7-65, 1 TD at Minnesota 12/21 with 2T and 2-point reception...was 5-64, 1 TD at Buffalo with 2T...had 18T 10/12 at Pittsburgh and 20T 11/23 at Detroit. **1996:** Led team in receptions (64), receiving yards (836) and receiving TDs (8)...ranked behind only Brooks (65-1,131, 8 TDs) in Colts history in rookie receptions and yards while tying for rookie TDs...joined Dan Edwards (1954) and Matt Bouza (1982) as only rookies to lead Colts in receptions...joined Faulk (1994), WR-Andre Rison (1989), Brooks (1986) and RB-Royce Wamble (1954) as only Colts' rookies with receptions in each game (Patton accomplished in 2-WR set 1998)...was 6-85, with 35T reception vs. Arizona 9/1...became first rookie WR to start opening game in 2-WR set since 1980 (Raymond Butler)...was 5-102-20.4 PR avg. 9/8 at Jets to earn AFC Special Teams Player-of-the-Week honors...had 31- and 29-yard punt returns, while 102 total yards were 6th-highest single-game total in club history and 2nd-best by rookie (107, Dewell Brewer vs. Miami 12/18/94)...was 6-93, 1 TD receiving 11/24 at New England with 37-yard grab to set up 5T catch...had first career 100+ outing with 7-106, 1 TD vs. Philadelphia 12/5...had 20T snare and had 30-yard reception to help set up final TD...was 6-103, 3 TDs receiving at Kansas City 12/15 to earn AFC

Offensive Player-of-the-Week and Miller Lite NFL Player-of-the-Week honors...had 3t, 5t and 37t to tie club mark for receiving TDs in a game...tied club rookie mark by posting second consecutive 100+ outing (Brooks, 1986)...had 9t vs. San Diego 11/3 and 4t vs. Jets 11/17 for other scores. **POST-SEASON:** Was 3-7t receiving at Pittsburgh 12/29, including 48-yard reception to set up TD.

**HONORS:** 1996: AFC Special Teams Player-of-the-Week (9/8 at Jets)...AFC Offensive Player-of-the-Week (12/15 at Kansas City)...Miller Lite NFL Player-of-the-Week (12/15 at Kansas City)...Football News NFL All-Rookie First-Team. 1999: Pro Bowl Starting Wide Receiver...Associated Press, Sporting News, Sports Illustrated, College and Pro Newsweekly, Pro Football Weekly, Football Digest, Football News NFL All-Pro First-Team...NFL Alumni Wide Receiver of the Year...Pro Football Weekly All-AFC...Football Digest Most Improved Player...Miller Lite Player of the Year Finalist...All-Madden Team...AFC Offensive Player of the Month (September)...Sixth-most NFL Pro Bowl fan votes (91,818). 2000: Pro Bowl Starting Wide Receiver...Sporting News, Pro Football Weekly All-Pro First-Team...Associated Press, College and Pro Newsweekly, Football Digest All-Pro Second-Team...Pro Football Weekly, Football News All-AFC...Seventh-most NFL Pro Bowl fan votes (149,971).

**COLLEGE:** Four-year letterman and three-year starter...career totals included 42 games with 30 starts and 135-2,718, 20 TDs receiving...also was 42-12.9 avg., 2 TDs PR...ranked 1st in school history in receiving yards, 2nd in TDs (22, Rob Moore, 1987-89), and 3rd in receptions...was consensus All-Big East as **senior** after starting 11 games and posting 56-1,131, 8 TDs receiving...led conference, set school record and ranked 8th in nation with 102.8 receiving ypg...ranked 3rd in nation with 22-16.8 avg., 2 TDs PR...had 96t reception vs. West Virginia, the longest reception in school history...had 94t PR vs. Minnesota...capped career with 7-173 and 56t and 38t receptions in 41-0 win over Clemson in Gator Bowl...started 10 games as **junior** and posted 36-761, 5 TDs receiving, 5-68, 1 TD rushing and 18-9.2 PR avg...saw action in 11 games with nine starts as **sophomore** and was 41-813, 7 TDs receiving...saw reserve action in 10 games as **freshman** and posted 2-13 receiving vs. Temple for seasonal receiving totals...red-shirted in 1991...holds degree in retailing.

**PERSONAL:** Full name is Marvin Harrison...born in Philadelphia, Pa....attended Roman Catholic High School...was three-time Maxwell Award winner, given to city's top player...also lettered three years in basketball...hosted to approximately 40 youths from Terre Haute Hyle Center during training camp last year and each kid received a jersey and lunch...hosted a Christmas celebration with residential children at Northwestern Humane Services in Philadelphia last year...donates ticket to each home game to Police Athletic League (PALs)...Harrison, along with Donovan McNabb and Bobby Taylor of the Philadelphia Eagles hosted a three-on-three charity basketball tournament in Philadelphia in off-season to benefit March of Dimes...participated in Colts-Star/News Gridiron Geography program...sponsors "Effort to Succeed" program which honors students from Philadelphia schools...sponsors one Philadelphia high school student each summer to attend Syracuse University...appeared on "Wheel of Fortune" during Super Bowl week in 1999 to raise money for underprivileged children in Syracuse, NY...had special turkey giveaway at Thanksgiving for inner-city Philadelphia residents...participated the last two years in Cookies for Kids program that benefited the Indianapolis Housing Agency Development...his mother, Linda, was one of the 16 founding members of the Pro Football Player's Mother's Association...single...resides in Philadelphia, Pa.

## CAREER STATISTICS

YEAR	RECEIVING						PUNT RETURNS				
	ST/PL	No.	Yds.	Avg.	LG	TD	No.	Yds.	Avg.	LG	TD
1996	15/16	64	836	13.1	41	8	18	177	9.8	31	0
1997	15/16	73	866	11.9	44	6	0	0	0.0	0	0
1998	12/12	59	776	13.2	61t	7	0	0	0.0	0	0
1999	16/16	115	1663	14.5	57t	12	0	0	0.0	0	0
2000	16/16	102	1413	13.9	78t	14	0	0	0.0	0	0
<b>TOTAL</b>	<b>74/76</b>	<b>413</b>	<b>5554</b>	<b>13.4</b>	<b>78t</b>	<b>47</b>	<b>18</b>	<b>177</b>	<b>9.8</b>	<b>31</b>	<b>0</b>

### CAREER BEST

**RECEIVING**  
**Number:** 14 at Cleveland 12/26/99  
**Yards:** 196 at San Diego 9/26/99  
**Longest:** 78t vs. New England 10/22/00  
**TDs:** 3 at Kansas City 12/15/96  
 at San Francisco 10/18/98  
 at New England 9/19/99  
 vs. Minnesota 12/24/00

**PUNT RETURNS**  
**Number:** 5 at NY Jets 9/8/96  
**Yards:** 102 at NY Jets 9/8/96  
**Longest:** 31 at NY Jets 9/8/96

**HARRISON AMONG COLTS RECEIVERS**

<u>Receptions</u>	<u>Yards</u>	<u>Touchdowns</u>	<u>100+ Games</u>	<u>Cons. Rec. Games</u>	<u>1000+ Season</u>
631 Berry	9275 Berry	68 Berry	24 Berry	77 Faulk	<b>1663 Harrison 1999</b>
<b>413 Harrison</b>	6039 Moore	50 Orr	<b>21 Harrison</b>	<b>76 Harrison</b>	<b>1413 Harrison 2000</b>
411 Brooks	5859 Orr	48 Moore	19 Moore	62 Hester	1298 Berry 1960
363 Moore	5818 Brooks	<b>47 Harrison</b>	18 Orr	58 Orr	1131 Brooks 1986
333 McCauley	<b>5554 Harrison</b>	40 Mutscheller	10 Carr	45 Moore	1038 Langhorne 1993
					1012 Carr 1976

**NFL'S 100+ RECEPTIONS IN A SEASON**

123-1686 Herman Moore, Det., 1995	111-1342 Terance Mathis, Atl., 1994	<b>102-1413 Marvin Harrison, Colts, 2000</b>
122-1848 Jerry Rice, S.F., 1995	108-1254 Jerry Rice, S.F., 1996	102-1183 Muhsin Muhammad, Car., 2000
122-1371 Cris Carter, Min., 1995	108-1488 Brett Perriman, Det., 1995	101- 962 Larry Centers, Ariz., 1995
122-1256 Cris Carter, Min., 1994	108-1461 Sterling Sharpe, G.B., 1992	101-181 Charley Hennigan, Hou., 1991
119-1781 Isaac Bruce, StL., 1995	106-1296 Herman Moore, Det., 1996	101-1317 Ed McCaffrey, Den., 2000
116-1636 Jimmy Smith, Jax., 1999	106-1372 Art Monk, Wash., 1984	100-1180 Carl Pickens, Cin., 1996
<b>115-1663 Marvin Harrison, Colts, 1999</b>	104-1408 Tim Brown, Oak., 1997	100-1181 Haywood Jeffries, Hou., 1991
112-1499 Jerry Rice, S.F., 1994	104-1293 Herman Moore, Det., 1997	100-1502 Jerry Rice, S.F., 1990
112-1274 Sterling Sharpe, G.B., 1993	104-1189 Eric Metcalfe, Atl., 1995	100-1176 Lionel Taylor, Den., 1961
111-1603 Michael Irvin, Dal., 1995	102-1497 Robert Brooks, G.B., 1995	100-1602 Rod Smith, Den., 2000

**NFL ALL-TIME SEASONAL RECEPTION YARDAGE LEADERS**

1,848 Jerry Rice, San Francisco	1995
1,781 Isaac Bruce, St. Louis	1995
1,746 Charley Hennigan, Houston	1961
1,686 Herman Moore, Detroit	1995
<b>1,663 Marvin Harrison, Colts</b>	<b>1999</b>

**100-YARD GAMES (21)**

<u>Date</u>	<u>Opponent</u>	<u>No.</u>	<u>Yds.</u>	<u>Avg.</u>	<u>LG</u>	<u>TD</u>
9/26/99	at San Diego	13	196	15.1	46	1
10/ 8/00	at New England	13	159	12.2	23	1
10/24/99	Cincinnati	8	156	19.5	56†	1
10/22/00	New England	5	156	31.2	78†	2
9/10/00	Oakland	10	141	14.1	50†	1
12/26/99	at Cleveland	14	138	9.9	30	0
10/15/00	at Seattle	7	134	19.1	39	0
11/15/98	New York Jets	9	128	14.2	38	1
12/ 5/99	at Miami	8	125	15.6	36	0
9/12/99	Buffalo	8	121	15.1	42	2
12/12/99	New England	6	118	19.7	52	0
12/19/99	Washington	9	117	13.0	30	0
9/ 3/00	at Kansas City	9	115	12.8	31	0
11/14/99	at NY Giants	6	109	18.2	57†	2
10/29/00	Detroit	9	109	12.1	29	1
12/24/00	Minnesota	12	109	9.1	18†	3
12/ 5/96	Philadelphia	6	106	17.7	30	1
9/19/99	at New England	7	105	15.0	42	3
12/15/96	at Kansas City	6	103	17.2	37†	3
9/25/00	Jacksonville	2	103	51.5	76†	1
9/ 6/98	Miami	5	102	20.4	42	1

**MULTIPLE TOUCHDOWN GAMES (8)**

<u>Date</u>	<u>Opponent</u>	<u>No.</u>	<u>Yds.</u>	<u>Avg.</u>	<u>LG</u>	<u>TD</u>
12/15/96	at Kansas City	6	103	17.2	37†	3
10/18/98	at San Francisco	6	98	16.3	61†	3
9/19/99	at New England	7	105	15.0	42	3
12/24/00	Minnesota	12	109	9.1	18†	3
9/12/99	Buffalo	8	121	15.1	42	2
11/14/99	at NY Giants	6	109	18.2	57†	2
10/22/00	New England	5	156	31.2	78†	2
11/26/00	Miami	4	74	18.5	27†	2

1996 GAME-BY-GAME RECEIVING

Date	Opponent	No.	Yds.	Avg.	LG	TD
9/ 1/96	Arizona	6	85	14.2	35	1
9/ 8/96	at New York Jets	2	35	17.5	20	0
9/15/96	at Dallas	3	16	5.3	6	0
9/23/96	Miami	4	11	2.8	7	0
10/ 6/96	at Buffalo	5	88	17.6	41	0
10/13/96	Baltimore	1	20	20.0	20	0
10/20/96	New England	4	42	11.0	14	0
10/27/96	at Washington	2	18	9.0	12	0
11/ 3/96	San Diego	3	35	11.7	15	1
11/10/96	at Miami	4	38	9.5	16	0
11/17/96	New York Jets	3	39	13.0	27	1
11/24/96	at New England	6	93	15.5	37	1
12/ 1/96	Buffalo	3	22	7.3	9	0
12/ 5/96	Philadelphia	6	106	17.7	30	1
12/15/96	at Kansas City	6	103	17.2	37†	3
12/22/96	at Cincinnati	6	85	14.2	37	0
<b>TOTAL</b>		<b>64</b>	<b>836</b>	<b>13.1</b>	<b>41</b>	<b>8</b>

1997 GAME-BY-GAME RECEIVING

Date	Opponent	No.	Yds.	Avg.	LG	TD
8/31/97	at Miami	2	14	7.0	8	0
9/ 7/97	New England	9	74	8.2	12	0
9/14/97	Seattle	4	38	9.5	14	0
9/21/97	at Buffalo	5	64	12.8	25	1
10/ 5/97	New York Jets	3	36	12.0	18	0
10/12/97	at Pittsburgh	3	52	17.3	19	1
10/20/97	Buffalo	3	57	19.0	21	0
10/26/97	at San Diego	4	47	11.8	16	0
11/ 2/97	Tampa Bay	3	57	19.0	44	0
11/ 9/97	Cincinnati	8	83	10.4	17	1
11/16/97	Green Bay	8	98	12.3	29	1
11/23/97	at Detroit	3	30	10.0	20	1
11/30/97	at New England	3	40	13.2	15	0
12/ 7/97	at New York Jets	3	48	16.0	21	0
12/14/97	Miami	5	63	12.6	41	0
12/21/97	at Minnesota	7	65	9.3	23	1
<b>TOTAL</b>		<b>73</b>	<b>866</b>	<b>11.9</b>	<b>44</b>	<b>6</b>

1998 GAME-BY-GAME RECEIVING

Date	Opponent	No.	Yds.	Avg.	LG	TD
9/ 6/98	Miami	5	102	20.4	42	1
9/13/98	at New England	2	26	12.0	14	0
9/20/98	at New York Jets	7	77	11.0	22	0
9/27/98	New Orleans	7	95	13.6	21	0
10/ 4/98	San Diego	3	39	13.0	15	0
10/11/98	Buffalo	4	61	15.3	25	1
10/18/98	at San Francisco	6	98	16.3	61†	3
11/ 1/98	New England	5	34	6.8	10	0
11/ 8/98	at Miami	5	32	6.4	12	0
11/15/98	New York Jets	9	128	14.2	38	1
11/22/98	at Buffalo	4	49	12.3	30	1
11/29/98	at Baltimore	2	35	17.5	26	0
12/ 6/98	at Atlanta		(Injured Reserve)			
12/12/98	Cincinnati		(Injured Reserve)			
12/20/98	at Seattle		(Injured Reserve)			
12/27/98	Carolina		(Injured Reserve)			
<b>TOTAL</b>		<b>59</b>	<b>776</b>	<b>13.2</b>	<b>61†</b>	<b>7</b>

1999 GAME-BY-GAME RECEIVING

Date	Opponent	No.	Yds.	Avg.	LG	TD
9/12/99	Buffalo	8	121	15.1	42	2
9/19/99	at New England	7	105	15.0	42	3
9/26/99	at San Diego	13	196	15.1	46	1
10/10/99	Miami	3	91	30.3	33	1
10/17/99	at New York Jets	6	40	6.6	13	0
10/24/99	Cincinnati	8	156	19.5	56†	1
10/31/99	Dallas	6	85	14.2	40†	1
11/ 7/99	Kansas City	7	93	13.3	29	0
11/14/99	at NY Giants	6	109	18.2	57†	2
11/21/99	at Philadelphia	5	60	12.0	22	1
11/28/99	NY Jets	5	58	11.6	17	0
12/ 5/99	at Miami	8	125	15.6	36	0
12/12/99	New England	6	118	19.7	52	0
12/19/99	Washington	9	117	13.0	30	0
12/26/99	at Cleveland	14	138	9.9	30	0
1/ 2/99	at Buffalo	4	51	12.8	30	0
<b>TOTAL</b>		<b>115</b>	<b>1663</b>	<b>14.5</b>	<b>57†</b>	<b>12</b>

**2000 GAME-BY-GAME RECEIVING**

Date	Opponent	No.	Yds.	Avg.	LG	TD
9/ 3/00	at Kansas City	9	115	12.8	31	0
9/10/00	Oakland	10	141	14.1	50†	1
9/25/00	Jacksonville	2	103	51.5	76†	1
10/ 1/00	at Buffalo	3	45	15.0	27	1
10/ 8/00	at New England	13	159	12.2	23	1
10/15/00	at Seattle	7	134	19.1	39	0
10/22/00	New England	5	156	31.2	78†	2
10/29/00	Detroit	9	109	12.1	29	1
11/ 5/00	at Chicago	6	42	7.0	10	0
11/12/00	New York Jets	4	34	8.5	15	1
11/19/00	Green Bay	2	28	14.0	19	0
11/26/00	Miami	4	74	18.5	27†	2
12/ 3/00	at New York Jets	8	90	11.3	17	1
12/11/00	Buffalo	2	27	13.5	14	0
12/17/00	at Miami	6	47	7.8	11	0
12/24/00	Minnesota	12	109	9.1	18†	3
<b>TOTAL</b>		<b>102</b>	<b>1413</b>	<b>13.9</b>	<b>78†</b>	<b>14</b>

**NFL'S TOP 10 CAREER LEADING RECEIVERS AND A FIVE-YEAR COMPARISON WITH MARVIN HARRISON**

Career	Recep.	Name	Games	No.	Yards	Avg.	TDs	100+		Team
								Games	Years	
	1,281	<i>Jerry Rice</i>	76	346	6364	18.4	66	25	1985-89	San Francisco
	1,020	<i>Cris Carter</i>	73	188	2825	15.0	27	8	1987-91	Phil./Minn.
	951	Andre Reed	74	317	4408	13.9	31	14	1985-89	Buffalo
	940	Art Monk	69	302	4256	14.1	22	14	1980-84	Washington
	851	Irving Fryar	71	157	2528	16.1	24	5	1984-88	New England
	846	Tim Brown	64	147	2245	15.3	20	3	1988-92	LA Raiders
	819	Steve Largent	75	290	4817	16.7	37	18	1976-80	Seattle
	814	Henry Ellard	65	189	2947	15.6	18		1983-87	LA Rams
	764	James Lofton	72	277	5002	18.0	26	17	1978-82	Green Bay
	750	Michael Irvin	64	249	4364	17.5	27	19	1988-92	Dallas
	<b>413</b>	<b>Marvin Harrison</b>	<b>76</b>	<b>413</b>	<b>5554</b>	<b>13.4</b>	<b>47</b>	<b>21</b>	<b>1996-00</b>	<b>Colts</b>

*Italics denote still active.*

**HARRISON AMONG TOP 10 CAREER LEADING RECEIVERS IN FIRST FIVE SEASONS**

Receptions	Yards	Avg.	Touchdowns	100+ Games
<b>413 Harrison</b>	6364 Rice	18.4 Rice	66 Rice	25 Rice
346 Rice	<b>5554 Harrison</b>	18.0 Lofton	<b>47 Harrison</b>	<b>21 Harrison</b>
317 Reed	5002 Lofton	17.5 Irvin	37 Largent	19 Irvin
302 Monk	4817 Largent	16.7 Largent	31 Reed	18 Largent
290 Largent	4364 Irvin	16.1 Fryar	27 Irvin	17 Lofton
		<b>13.4 Harrison</b>	27 Carter	



**WR-Marvin Harrison is one of only five players in NFL history to record 100+ receptions in consecutive seasons. He had 115 in 1999 and 102 in 2000, both times earning Pro Bowl honors.**



# BILLY JOE HOBERT

**Quarterback**

6-3 235

Washington

2nd Year With Colts, 9th in NFL

Free Agent - 2000

Born: January 8, 1971

# 12

**GAMES STARTED/PLAYED:** (1993, 0/0); (1994, 0/0); (1995, 2/4); (1996, 3/8); (1997, 4/7); (1998, 1/1); (1999, 7/9); (2000, 0/0) Total 17/29

**PRO:** Signed as FA on August 3, 2000...originally was D3-93 by L.A. Raiders, the 58th pick overall...traded to Buffalo on February 17, 1997...waived by Buffalo on October 15, 1997...signed by New Orleans as FA on November 19, 1997...placed on injured reserve on September 9, 1998...granted unconditional free agency on February 11, 2000.

**2000:** Was inactive 3rd-QB for each game.

**CAREER NOTES: 1999:** Started seven of nine games with New Orleans...was 85-159-970, 6 TDs/int...had career highs with attempts (159), completions (85) and yards (970)...six TD passes tied seasonal-high (1995)...was 11-22-132 1 TD vs. Carolina 9/12...was 20-37-223, 3 TDs/2 ints. at San Francisco 9/19...subbed at Chicago 10/3 and was 8-13-76...subbed vs. Atlanta 10/10 and was 9-14-153, 1 TD...had 90t strike to WR-Eddie Kennison...missed games 5-6-8-9, 13, 15-16...subbed 10/31 vs. Cleveland and was 4-9-28, 1 TD/int...subbed at Jacksonville 11/21 and was 8-13-92, 1 int...started at St. Louis 11/28 and was 32-41-254, 2 ints...subbed 12/5 at Atlanta and was 2-7-12...subbed at Baltimore 12/19 and was 0-3-0. **1998:** Started 9/6 at St. Louis and was 11-23-170, 1 TD before suffering a ruptured Achilles tendon in the third quarter...injury sidelined him for year...was 2-13 rushing at Rams. **1997:** Started four of the final five games...was 61-131-891, 6 TDs/8 ints...was 14-30-190, 1 TD at Carolina 11/30 in first start...was 18-42-259, 2 TDs 12/7 vs. St. Louis...was 14-24-252, 3 TDs/1 int. vs. Arizona 12/14...was 17-30-133, 2 ints. in only action for Buffalo prior to being waived. **1996:** Was 57-104-667, 4 TDs/5 ints. for Oakland...was 9-41.2 punting. **1995:** Was 44-80-540, 6 TDs/4 ints. for Oakland. **1994:** Did not play. **1993:** Did not play.

**COLLEGE:** Finished career ranked ninth in school history with 3,028 passing yards...led team to 17 consecutive victories as a starter over his final two seasons...played in eight games as **junior** and totaled 71-136-716, 5 TDs passing...passed 173-285-2271, 22 TDs passing and led Washington to 12-0 record and national championship as **sophomore** in 1991.

**PERSONAL:** Full name is Billy Joe Hobert...born in Puyallup, WA...attended Puyallup High School...was All-American QB as senior and two-time all-state performer with career prep totals of 312-585-5480...had state-record 61 touch downs...was D16-93 pick of Chicago White Sox...instructor for Colts 101 and 201, a women's annual football clinic...Hobert and his wife, Danielle, reside with their daughters, Taylor, Kennedy, Mackenzie and Samantha, in Carmel, Ind.

## CAREER STATISTICS

### PASSING

Year	ST/PL	PASSING						RUSHING					
		Att-Comp.	Yds.	Pct.	TD	Int.	LG	Rat.	No.	Yds.	Avg.	LG	TD
1993 Oak.	0/0	0-0	0	0.0	0	0	0	0.0	0	0	0.0	0	0
1994 Oak.	0/0	0-0	0	0.0	0	0	0	0.0	0	0	0.0	0	0
1995 Oak.	2/4	80-44	540	55.0	6	4	80t	80.2	3	5	1.7	6	0
1996 Oak.	3/8	104-57	667	54.8	4	5	51	67.3	2	13	6.5	14	0
1997 Buf./NO	4/7	161-78	1024	48.4	6	10	49	55.5	14	43	3.1	15	0
1998 NO	1/1	23-11	170	47.8	1	0	35t	87.2	2	13	6.5	14	0
1999 NO	7/9	159-85	970	53.5	6	6	90t	68.9	12	47	3.9	10	1
2000	0/0	0-0	0	0.0	0	0	0	0.0	0	0	0.0	0	0
<b>TOTAL</b>	<b>17/29</b>	<b>527-275</b>	<b>3371</b>	<b>52.2</b>	<b>23</b>	<b>25</b>	<b>90t</b>	<b>67.0</b>	<b>33</b>	<b>121</b>	<b>3.7</b>	<b>15</b>	<b>1</b>

### CAREER BEST

PASSING	
<b>Attempts:</b>	42 vs. St. Louis 12/7/97
<b>Completions:</b>	32 at St. Louis 11/28/99
<b>Yards:</b>	259 vs. St. Louis 12/7/97
<b>Longest:</b>	90t vs. Atlanta 10/10/99
<b>TDs:</b>	3 at San Francisco 9/19/99

RUSHING	
<b>Number:</b>	7 vs. Arizona 12/14/97
<b>Yards:</b>	17 vs. Arizona 12/14/97
<b>Longest:</b>	15 at Kansas City 12/21/97
<b>TDs:</b>	1 at Chicago 10/3/99





# DWIGHT HOLLIER

**Linebacker**

6-2 242

North Carolina

2nd Year With Colts, 10th in NFL

Free Agent - 2000

Born: April 21, 1969

56

**GAMES STARTED/PLAYED:** (1992, 5/16); (1993, 10/16); (1994, 7/11); (1995, 14/16); (1996, 15/16); (1997, 3/16); (1998, 0/16); (1999, 0/15); (2000, 15/16) Total 69/138

**PRO:** Signed as FA on July 13, 2000...originally was D4-92 of Miami, the 97th pick overall.

**2000:** Started 15 of 16 games at MLB...finished fourth on team with 95 tackles, 47 solo...added one sack (7 yards), one QB hit and one pass defended...totaled nine special teams tackles, six solo...posted season-high 12 tackles, four solo, along with one pass defended vs. New England 10/22...had eight tackles solo, at Kansas City 9/3...posted eight tackles and two solo special teams tackles vs. Oakland 9/10...tallied season-high four special teams tackles vs. Jacksonville 9/25...recorded nine tackles along with one sack (7 yards) at Buffalo 10/1...had 10 tackles, four solo, at Chicago 11/5...surpassed 500 career tackle mark with his nine tackles vs. Miami 11/26. **POST-SEASON:** Started at MLB at Miami 12/30 and totaled 12 tackles.

**CAREER NOTES: 1999:** Played in 15 games...was inactive 11/25 at Dallas with hamstring injury...recorded nine tackles, seven solo...finished second on team with 27 special teams tackles...had three tackles 11/14 vs. Buffalo.

**POST-SEASON:** Played in reserve role in AFC Wild Card game 1/2 vs. Seattle...had two special teams tackles.

**1998:** Played in all 16 games as reserve...tallied 20 special teams tackles and FR...earned game balls for special teams performances in wins 9/13 vs. Buffalo, 10/18 vs. St. Louis, and 12/6 at Oakland...recorded FR on kickoff coverage at Oakland. **POST-SEASON:** Saw action as a reserve 1/2 vs. Buffalo and 1/9 at Denver...recorded two solo

tackles and one solo special teams tackle. **1997:** Appeared in all 16 games with three starts...finished with 53 tackles, 32 solo, and four passes defended...fourth on club with 17 special teams tackles. **POST-SEASON:** Started

12/28 at New England and recorded five tackles. **1996:** Started 15 of 16 games...fourth on team with 82 tackles, 64 solo...posted one sack (12/1 at Oakland, one int. (10/6 vs. Seattle), one FF (10/27 vs. Dallas), and one pass

defended. **1995:** Played in all 16 games with 14 starts...finished with 78 tackles, 64 solo, one FR (10/15 at New Orleans), and two passes defended...tied for team-high with nine tackles 10/1 at Cincinnati...had nine tackles 11/20

vs. San Francisco. **POST-SEASON:** Played as reserve 12/30 at Buffalo, recording one tackle. **1994:** Played in

11 games with seven starts...finished with 60 tackles, 44 solo, one int. (36 yards), and two passes defended...posted team-high 12 tackles 11/20 at Pittsburgh...had first career NFL int. 12/25 vs. Detroit. **1993:** Played in 16 games

with 10 starts...third on team with 94 tackles...had one FR and five passes defended...started 10 consecutive games (10/24 vs. Indianapolis through 12/27 at San Diego). **1992:** Played in all 16 games with five starts...recorded

40 tackles, 30 solo...added 11 special teams tackles...made first career start 10/4 at Buffalo and recording five tackles...started four of last five games...posted season high 11 tackles, including one sack, 12/27 at New England.

**POST-SEASON:** Started 1/10 vs. San Diego and 1/17 vs. Buffalo...led team with 18 tackles, 15 solo, and added a FR...recorded 11 tackles in AFC Championship game vs. Buffalo.

**COLLEGE:** Four-year starter...named team captain as junior and senior, becoming fourth player in school history to be captain in consecutive years...finished 71 tackles, 37 solo, and one pass defended as senior...All-America honorable-mention...recorded 155 tackles, 87 solo, four sacks, three FR and two FF as junior...All-America honorable-mention...only defensive player to earn All-ACC first-team and Academic All-ACC honors...led conference with 159 tackles, 96 solo, as sophomore...All-ACC second-team and Academic All-ACC first-team...added three sacks, one FF, and one FR...led team with 117 tackles, 70 solo, three FF, and one FR as redshirt freshman...holds bachelor's degree in speech communications and psychology...holds master's degree in mental health counseling from Nova Southeastern University in June 2000.

**PERSONAL:** Full name is Dwight Leon Hollier Jr....born in Hampton, Virginia...attended Kecoughtan High School (Hampton, Va.)...was All-American and one of the nation's top 25 players as a senior...Hollier and his wife, Chandra, reside in Lighthouse Point, Fla.

## CAREER STATISTICS

YEAR	ST/PL	SOLO	AST	TOT	SKS	PD	FF	FR	INTS	YDS	AVG	LG	TD
1992	Miami 5/16	30	10	40	1	0	0	0	0	0	0.0	0	0
1993	Miami 10/16	70	24	94	0	5	0	1	0	0	0.0	0	0
1994	Miami 7/11	44	16	60	0	2	0	0	1	36	36.0	36	0
1995	Miami 14/16	64	14	78	0	2	0	1	0	0	0.0	0	0
1996	Miami 15/16	64	18	82	1	1	1	0	1	11	11.0	11	0
1997	Miami 3/16	32	21	53	0	4	0	0	0	0	0.0	0	0
1998	Miami 0/16	1	0	1	0	0	0	1	0	0	0.0	0	0
1999	Miami 0/15	7	2	9	0	0	0	1	0	0	0.0	0	0
2000	15/16	47	48	95	1	1	0	0	0	0	0.0	0	0
<b>TOTAL</b>	<b>69/138</b>	<b>359</b>	<b>153</b>	<b>512</b>	<b>3</b>	<b>15</b>	<b>1</b>	<b>4</b>	<b>2</b>	<b>47</b>	<b>23.5</b>	<b>36</b>	<b>0</b>



# BERNARD HOLSEY

*Defensive Lineman*

6-2 286

Duke

2nd Year With Colts, 6th in NFL

UFA (N.Y. Giants) - 2000

Born: December 10, 1973

79

**GAMES STARTED/PLAYED:** (1996, 0/16); (1997, 4/16); (1998, 0/16); (1999, 0/16); (2000, 13/16)  
**Total 17/80 Total With Colts 13/16**

**PRO:** Signed as UFA from NY Giants on March 15, 2000...originally was signed as FA by NY Giants on April 26, 1996.

**2000:** Started 13 of 16 games at LDE...totaled career-high 76 tackles, 33 solo...added two sacks (6 yards), four QB hits and one FR...tallied season-high nine tackles, four solo, vs. New England 10/22...had seven tackles, one solo, and one QB hit at Kansas City 9/3...posted five tackles, two solo, vs. Oakland 9/10...totaled six tackles, two solo, and one sack (1 yard) at Buffalo 10/1...had four tackles and three QB hits vs. Detroit 10/29...posted six tackles apiece at Chicago 11/5 and vs. Miami 11/26...recorded eight tackles, six solo, one FR and one QB hit vs. Buffalo 12/11...had 48t FR return for first career TD. **POST-SEASON:** Played as reserve at Miami 12/30 and totaled three tackles.

**CAREER NOTES: 1999:** Saw action in all 16 games for Giants as reserve for both end positions...also saw action on special teams...totaled 20 tackles, 15 solo, and one pass defended...totaled one tackle and one pass defended 9/12 at Tampa Bay...had three tackles, two solo, 9/19 vs. Washington...had one assisted tackle 9/26 at New England, 10/3 vs. Philadelphia, 10/10 at Arizona and 10/18 vs. Dallas...had two solo tackles 10/24 vs. New Orleans...posted three tackles, two solo, 10/31 at Philadelphia...recorded one solo tackle and recovered fumble on special teams 11/21 at Washington...had two solo tackles 12/19 at St. Louis...had one solo tackle 1/2 at Dallas. **1998:** Saw limited action at both DT and DE...played in all 16 games and totaled eight tackles, four solo...tipped a QB-Trent Diler pass at the line of scrimmage 10/4 at Tampa Bay that was intercepted by a teammate...credited with one solo special teams tackle 12/6 at Arizona. **1997:** Played in all 16 games with four starts...totaled 20 tackles, 10 solo, three sacks and one FF...replaced injured Cedric Jones 11/23 at Washington and started the remainder of the season...had first NFL start 11/30 vs. Tampa Bay and finished with four tackles, one solo...recorded first NFL sack and first FF 12/7 at Philadelphia...posted one sack 12/13 vs. Washington...finished with two tackles, including one sack (5 yards) 12/21 at Dallas. **POST-SEASON:** Started at RE and had one FR vs. Minnesota 12/27. **1996:** Saw action as reserve in all 16 games... totaled 12 tackles, 10 solo.

**COLLEGE:** Two-year starter at DT for Duke...totaled 38 tackles, one sack, two QB pressures and one pass defense as senior...posted 43 tackles as junior...played in 10 games as sophomore backup DT...totaled 28 tackles...earned his varsity letter as freshman...majored in sociology.

**PERSONAL:** Full name is Leonard Bernard Holsley...born in Rome, Ga....attended Coosa High School (Cave Spring, Ga.)...posted 97 tackles, seven sacks and four FR as senior...raised by his grandmother, Pernelle Wright, and he considers her as his motivation and inspiration in life...visited William Gambold Middle School in 2000 as part of the NFL's Hometown Huddle...Holsley and his wife, Shannon, reside in Indianapolis, Ind.

### CAREER STATISTICS

YEAR	ST/PL	SOLO	AST	TOT	SKS	PD	FF	FR	INTS	YDS	AVG	LG	TD
1996	NYG 0/16	10	2	12	0	0	0	0	0	0	0.0	0	0
1997	NYG 4/16	10	10	20	3	0	1	0	0	0	0.0	0	0
1998	NYG 0/16	4	4	8	0	1	0	0	0	0	0.0	0	0
1999	NYG 0/16	15	5	20	0	1	0	1	0	0	0.0	0	0
2000	13/16	33	43	76	2	0	0	1	0	0	0.0	0	0
<b>TOTAL</b>	<b>17/80</b>	<b>72</b>	<b>64</b>	<b>136</b>	<b>5</b>	<b>2</b>	<b>1</b>	<b>2</b>	<b>0</b>	<b>0</b>	<b>0.0</b>	<b>0</b>	<b>0</b>



## TREVOR INSLEY

**Wide Receiver**

6-0 190

Nevada-Reno

2nd Year With Colts

Free Agent-2000

Born: December 25, 1977

1

**PRO:** Signed as FA on April 17, 2000.

**2000:** Played in all five preseason games...totaled 10-129, 1 TD receiving in preseason...recorded 3-56 vs. Pittsburgh 8/19 in American Bowl in Mexico City...was 2-30, 1 TD at Seattle 8/5...was placed on injured reserve (ribs) on August 29, 2000...played for Barcelona Dragons of NFL Europe in 2001...named Special Teams Player-of-the-Week in NFL Europe for 76-yard PR vs. Scottish Claymoores 6/16.

**COLLEGE:** Career totals included 298-5,005, 35 TDs receiving and 8-151-18.9 KOR/16-176-11.0 PR...started 43 of 44 games...set Division I-A career record for yards receiving, topping the previous mark of 4,518 yards by Marcus Harris of Wyoming (1993-96)...reception total broke the old NCAA all-time record of 295, set by Nevada's Geoff Noisy...caught at least one pass in all 44 games...had 100+ yards receiving in 26 games, breaking the previous Division I-A career record of 24 by Harris...started all 11 games as **senior**...totaled 134-2,060, 13 TDs receiving and 13-11-8.5 PR...established six NCAA records, including most 200+ games in a season (6), most yards per game (187.0) and most yards gained in a season (2060)...was 18-213 receiving vs. Colorado State and 14-212 vs. Oregon...totaled 12-205, 1 TD receiving vs. Fresno State...posted 11-169, 2 TDs receiving vs. UNLV...recorded 14-263, 2 TDs receiving vs. North Texas, 14-254, 2 TDs vs. Idaho and 14-242, 2 TDs vs. Utah State...SportsPage.com All-America first-team...AP, Football News, The Sporting News All-America second-team...All-Big West first-team and Offensive Player-of-the-Year...finalist for Fred Biletnikoff Award, given to nation's top receiver...started all 11 games as **junior**...was 69-1,220, 11 TDs receiving...was 4-103, 2 TDs receiving vs. Fresno State...posted 8-162, 3 TDs receiving vs. New Mexico State...totaled 9-180, 3 TDs receiving vs. Southern Mississippi...All-Big West first-team...started all 11 games as **sophomore**...finished second on team with 59-1,151, 6 TDs receiving...added 6-100-16.7 KOR...was 8-117, 1 TD receiving vs. Oregon...totaled 6-217 receiving with 82...All-Big West second-team...started 10 games as **freshman**...ranked third on team with 36-574, 5 TDs receiving and 2-51-25.5 KOR...recorded 6-100 receiving in first collegiate game...The Sporting News Freshman All-America first-team...majored in physical education.

**PERSONAL:** Full name is Trevor Insley...born in San Clemente, Calif....attended San Clemente High School...amassed more than 1,000 yards receiving and nine TDs as senior...single...resides in Reno, Nev.



# WAVERLY JACKSON

**Offensive Tackle**

6-2 315

Virginia Tech

4th Year With Colts

Free Agent - 1998

Born: December 19, 1972



**GAMES STARTED/PLAYED:** (1997, 0/0); (1998, 2/6); (1999, 16/16); (2000, 0/16) Total 18/38

**PRO:** Signed as FA on January 12, 1998...originally signed as FA by Carolina on April 25, 1997...waived on August 25, 1997...signed by Carolina to practice squad on August 27, 1997...contract expired on December 29, 1997.

**2000:** Saw action in all 16 games, primarily on special teams...was used as OL in goal-line situations.

**POST-SEASON:** Saw action on special teams at Miami 12/30.

**CAREER NOTES: 1999:** Started 16 games at RG in his first season as full-time starter... played a key role in season where club allowed franchise record-low 14 sacks in 1999, and club cut sacks allowed from 62 in 1997 to 22 in 1998...Colts allowed one sack in 560 dropbacks in 1999 (one for every 40 attempts)...14 sacks allowed was the fewest in the NFL in 1999 and it topped the previous seasonal-low of 19 in 1969...Colts allowed 22 sacks in 599 dropbacks in 1998 (one for every 27.2 attempts), thus the two-year total is 36 in 1,158 dropbacks (one for every 32.2 attempts)...Colts (+27) were 1 of 4 NFL clubs with a sack ratio of at least 20+ (+28, Tennessee; +24, St. Louis; +22, Jacksonville)...the line has allowed QB-Peyton Manning to be sacked just 36 times in 1,145 dropbacks from 1998-99 (one for every 31.8 attempts), while allowing him to pass for 4,135 (1999) and 3,739 (1998) yards, the two highest seasonal totals in club history...the line helped RB-Edgerrin James (369-1,553, 13 TDs rushing/62-586, 4 TDs receiving) become the 13th rookie to win the NFL rushing title and produce Colts seasonal and NFL rookie records with 1,100+ yards...the line has allowed James (2,139) and RB-Marshall Faulk (2,227, 1998) to produce consecutive 2,000+ yards from scrimmage seasons. **1998:** Saw action in six of final seven games, starting final two at RB in place of injured Adam Meadows...DNP in games 1-9 and 11...saw extensive second half action 12/13 vs. Cincinnati in place of Meadows...saw first career action 11/15 vs. NY Jets. **1997:** Spent entire season on Carolina practice squad.

**COLLEGE:** Four-year letterman...career totals included 198 tackles, 43 QB pressures and six sacks...started 10 games at LDT as **senior** and posted 57 tackles, eight pressures and three sacks...saw action in every game with four starts as **junior** and totaled 71 tackles, 18 pressures and one sack...started 10 games as **sophomore** and recorded 70 tackles, 17 pressures and two sacks.

**PERSONAL:** Full name is Waverly Arthur Jackson, Jr....born in South Hill, Va....attended Park View High School...Jackson, along with his brother, San Diego Chargers OL-Ben Coleman, purchased the equipment necessary to provide for a first-class weight room for their high school this off-season...Jackson and his wife, Donna, reside in South Hill, Va.





# EDGERRIN JAMES

**Running Back**

6-0 214

Miami

3rd Year With Colts

Draft-1, 1999 (4th overall)

Born: August 1, 1978

**32**

**GAMES STARTED/PLAYED: (1999, 16/16); (2000, 16/16) Total 32/32**

**CAREER NOTES:** Totaled 756-3,262, 26 TDs rushing and 125-1,180, 9 TDs receiving in first two seasons. James has won NFL rushing titles in each of his first two seasons. James became only the 18th RB in NFL history to begin career with consecutive 1000+ seasons (1,709, 2000; 1,553, 1999)...James joined Eric Dickerson (1987-89), Lydell Mitchell (1975-77) and Marshall Faulk (1994-95, 97-98) as only RBs in club history to post consecutive 1,000+ seasons...James became the only player in NFL history to post consecutive 1,500+ rushing yards and 500+ receiving yards seasons...only six players in NFL history have achieved the feat once (Marcus Allen, LA Raiders, 1985; James Wilder, Tampa Bay, 1984; William Andrews, Atlanta, 1983; Garrison Hearst, San Francisco, 1998; Roger Craig, San Francisco, 1988; Herschel Walker, Dallas, 1988)...James [4,442] joined Dickerson (4,456) as only RBs in NFL history to post 4000+ yds./scrim. in first two seasons...James reached 2,500 rushing yards in 25 games, tying Jim Brown (Cleveland) as the 2nd-fastest player in NFL history to reach 2,500 yards (23 games, Dickerson)...James (3,262) ranks 2nd among NFL rushing leaders through first two seasons (3,913, Dickerson)...James has totaled 19 career 100+ rushing games, trailing only Dickerson (24) in Colts career 100+ rushing games...James has more 100+ rushing games (19) than sub-100 games (13)...Colts own a 17-2 mark when James has 100+ rushing yards...James holds top two single-season club marks for 100+ rushing games (10, 1999; 9, 2000)...James has 72 10+-yard rushes, 38 15+-yard rushes and 18 20+-yard rushes and has long runs exceeding 10+ yards in 31 of 32 games...James (27) is 5th in Colts career 100+ yards/scrim. games (47, Lenny Moore; 42, Mitchell; 38, Faulk; 29, Dickerson)...James has posted 100+ scrimmage yards in 24 of the past 26 games...with 11 150+ career yds./scrim. games, James ranks T4th in Colts history (16, Lenny Moore; 13, Faulk; 12, Dickerson; 11, Mitchell)...James is the only Colt with 4 cons. 150+ yds./scrim. games...James totaled 35 TDs in his first two seasons, the most TDs in first two career seasons in NFL history and the most in any two-year span in club history...James had 31 TDs after 26 games, tying Chicago's Gale Sayers for most TDs in first 26 games of career in NFL history...James posted 110 points in 2000 after scoring 102 in 1999, becoming the first Colts' non-kicker to score 100+ points in multiple seasons...became the 7th Colts player to produce consecutive 10+TD seasons and the 11th to have 20+ career rushing scores...James has recorded at least one reception in all 32 career games, marking the 4th-longest streak by a Colts RB (77, Faulk, 1994-98; 45, Moore, 1957-61; 35, Albert Bentley, 1988-91)...James has recorded 5+ receptions in 12 different games...James ranks 10th in attempts, 9th in yards, T8th in TDs, 2nd in 100+ games and 4th in avg. among Colts career leaders...James has recorded 17 50+-yard quarters...forms a dynamic duo with WR-Marvin Harrison as the club is 10-1 when James rushes for 100+ yards and Harrison has 100+ receiving yards...the duo has accomplished the feat 11 times in 32 total games together...in the other 662 games in Colts history, the feat was accomplished only 15 times...the duo ranks 3rd in the NFL in most 100/100 games out of total career games since 1970 and have the highest rate (34 percent) among the NFL's top five 100/100 duos (RB-Emmitt Smith/WR-Michael Irvin, 20 in 124 games, 16%; RB-Barry Sanders/WR-Herman Moore, 16 in 106 games, 15%)...James has won four AFC Player-of-the-Week awards, tied with QB-Peyton Manning for the most in club history...James has earned a franchise-high two AFC Player-of-the-Month awards.

**2000:** Exceeded where he left off in 1999 by totaling 387-1,709, 13 TDs rushing and 63-594, 5 TDs receiving...his 1,709 rushing yards set a franchise record, surpassing Eric Dickerson's 1,659 yards in 1988...became only the 11th NFL player to win consecutive rushing titles and only the third Colt to win a rushing title (Alan Ameche, 1955; Dickerson, 1988; James, 1999)...James became only the 5th NFL player to win a rushing title in each of his first two seasons (Dickerson, LA Rams, 1983-84; Earl Campbell, Houston, 1978-79; Jim Brown, Cleveland, 1957-58; Bill Paschal, NY Giants, 1943-44)...totaled franchise seasonal record and NFL-best 2,303 total yards, joining Walter Payton (3 cons.), Dickerson (2), Thurman Thomas (2), Terrell Davis (2), and Faulk (2) as only NFL players with consecutive 2,000 yards from scrimmage seasons...James ranked 1st in NFL rushing yards, 1st in NFL total yards, 1st in NFL "touches", 2nd in NFL attempts, T3rd in AFC rushing TDs, T4th in NFL, 1st in AFC scoring (non-kickers), 2nd in NFL...led NFL with 123 first downs (99 rush, 24 rec.)...James reached 1,000 seasonal rushing yards in 220 carries, the fastest pace in Colts history...posted 9 100+ rushing games...rushed for 100+ yards in eight of the final 11 regular season games...his 18 total TDs ranked as 2nd-most in a season in club history (20, Moore, 1964)...James produced only the 7th 300+ att. season in club history (388, Dickerson, 1988; 369, James, 1999; 324, Faulk, 1998; 314, Dickerson, 1989; 314, Faulk, 1994; 301, Mitchell, 1977)...James had rushing TDs in 9 different games for the second consecutive season, ranking T2nd seasonal-best in Colts history (12, Moore, 1964; 9, Mitchell, 1975; 9, Dickerson, 1988; 9, James, 1999)...James produced the 35th 2,000+ yds./scrim. season in NFL history, the fourth by a Colts player (2,227, Faulk, 1998; 2,139, James, 1999; 2,036, Dickerson, 1988)...19 NFL players have combined to produce 35 2,000+ yds./scrim. seasons and all 35

times, that player earned a Pro Bowl nomination...James (18) and Harrison (14) formed only the 5th 10+ TD season tandem in Colts history (17, James/12, Harrison, 1999; 13, Moore/10, Berry, 1960; 15, Mitchell/11, McCauley, 1975; 11, Carr/11, McCauley, 1976)...13 rushing TDs stand as 3rd-best seasonal total in Colts history (16, Moore 1964; 14, Dickerson, 1988)...James (110) produced the 16th 100+point season in Colts history...James' 450 "touches" ranked 1st in Colts history (424, Dickerson, 1988) and 1st in the NFL for the second consecutive season... James had eight 30+ "touches" games in 2000...James had club seasonal record 15 100+ yds./scrim. games in 2000... James had club seasonal record 144.0 yds./scrim. avg. and he owns two of only three 130+ seasonal yds./scrim. avg. in Colts history (139.19, Faulk, 1998; 133.69, James, 1999)...James had 12 cons. 100+ yds./scrim. games in 2000, 2nd longest streak in Colts history (16, Mitchell, 1975-76)...set a club seasonal record with 7 150+ yds./scrim. games, surpassing Marshall Faulk (6, 1998)...James accounted for 37.5% of the Colts' net yards (2,303-6,141)...James led or tied for game-high receptions in five different games...recorded seven 60+yard quarters...James (18) and WR-Marvin Harrison (14) combined for more TDs (32) than 13 NFL teams in 2000...James (2,303) and Harrison (1,413) combined for 3,716 yards (232.2 ypg) in 2000, ranking 4th among NFL's tandems for most seasonal yards from scrimmage...James set franchise record for rushing yards at Seattle 10/15 with 38-219, 3 TDs and earned AFC Offensive Player-of-the-Week...James had a career-best 38 attempts, the 2nd-most attempts in club history (40, Mitchell at NYJ, 10/20/74)...his 228 yds./scrim. at Seattle marked the 4th-highest in club history (267, Faulk at Baltimore, 11/29/98; 240, Anthony Johnson vs. New England, 11/15/92; 229, Dickerson vs. Tampa Bay, 12/27/87)...James became the only player in franchise history to top 200 yards rushing...RB-Norm Bulaich owned the previous high with 198 yards vs. NY Jets 9/19/71...totaled 20-124, 1 TD rushing/2-5, 1 TD receiving vs. New England 10/22...posted 18-91, 1 TD rushing/6-36, 1 TD receiving vs. Oakland 9/10...tallied 31-139, 1 TD rushing/2-24 receiving vs. Detroit 10/29, his 3rd cons. 100+ rushing game...139 yards marked 3rd-highest career total (219, at Seattle, 10/15/00; 152, at Philadelphia, 11/21/99)...he was 10-89, 1 TD rushing in 4th qtr. vs. Lions, his 2nd-highest career total in a qtr. (17, at Philadelphia, 11/21/99, 1st qtr.)...was 17-68, 1 TD rushing/4-49, 1 TD receiving at Chicago 11/5, marking the 6th time in career he scored both rushing and receiving TDs and 4th time in 2000...eclipsed 1,000 rushing yards with 31-131, 1 TD vs. NY Jets 11/12, becoming the first Colt since McCauley (1977, G1-5) to score a TD in five cont. games...added 5-24 receiving...recorded 17-71 rushing/7-66 receiving at Green Bay 11/19...his seven receptions tied his career-high (vs. Dallas, 10/31/99; vs. Kansas City, 11/7/99; vs. NYJ, 11/28/99)...posted 26-118 rushing/5-37 receiving for 155 yds./scrim. vs. Miami 11/26...James totaled 27-111, 3 TDs rushing/3-21 receiving vs. Buffalo 12/11 and 32-112 rushing/5-31 receiving at Miami 12/17...his play vs. Buffalo earned him AFC Offensive Player-of-the-Week honors...James totaled 26-128 rushing/5-79, 1 TD (52) receiving vs. Minnesota 12/24 for 203 yds./scrim....was tabbed AFC Offensive Player-of-the-Month for October.

**1999:** Produced one of the finest seasons in NFL history by a rookie running back with 369-1,553, 13 TDs rushing and 62-586, 4 TDs receiving for 2,139 yards from scrimmage...became the 13th rookie to win the NFL rushing title...James joined Dickerson (1983, LA Rams, 1,808 yards), George Rogers (1981, New Orleans, 1,674), Earl Campbell (1978, Houston, 1,450), Jim Brown (1957, Cleveland, 942), Alan Ameche (1955, Colts, 961), Bill Pasche (1943, NY Giants, 572), Bill Dudley (1942, Pittsburgh, 696), Bill Osinski (1939, Chicago, 699), Byron "Whizzer" White (1938, Pittsburgh, 567), "Tuffy" Leemans (1936, NY Giants, 830), Beattie Feathers (1934, Chicago Bears, 1,004), Cliff Battles (1932, Boston, 576) as rookie rushing champions...James ranked 1st in NFL rushing attempts, 1st in NFL yards, 1st in AFC rushing TDs, 2nd in NFL, 1st in AFC total TDs, 1st in NFL, 1st in AFC yards from scrimmage, 2nd in NFL...James set Colts seasonal and NFL rookie records with 10 100+ rushing games...the prior NFL rookie record was nine (Otis Anderson, St. Louis, 1979; Rogers, New Orleans; Dickerson, LA Rams; Curtis Martin, New England, 1995)...James topped all NFL RBs with 10 100+ rushing games...James (G7-10) tied the club record with 4 cons. 100+ games (Dickerson, G8-11, 1987)...James' 369 rushing atts. ranked 3rd-most in NFL history for rookies (390, Dickerson, Rams, 1983; 378, Rogers, N.O., 1981)...James' 369 atts. rank as highest rookie total in club history (314, Faulk, 1994)...James' 97.1 rushing yds./game avg. ranked 5th-best in NFL history for NFL rookies (113.0, Dickerson, Rams, 1983; 104.6, Rogers, N.O., 1981; 100.3, Anderson, St.L., 1979; 98.0, Barry Sanders, Det., 1989)...James had rushing TDs in 8 different games in 1999, tying Ameche (1955) and Dickey (1980) for the best by a Colts rookie...James had 7 60+yard rushing quarters in 1999 and 2 100+ halves (128-19 at Phil., 1st; 104-11, at Mia., 1st)...2,139 yds./scrim. ranked 2nd-best in NFL history by a rookie (2,212, Dickerson, Rams, 1983)...he notched only the 5th 1,000+ yds./scrim. season by a Colts rookie...James accounted for 37.4% of the Colts' net yards (2,139-5,726)...James (17) set the highest seasonal TDs by a Colts rookie (13, Dickey, 1980, 12, Faulk, 1994) and he tied the 3rd-best rookie total in NFL history (22, RB-Gale Sayers, Chicago, 1965; 20, Dickerson, LA Rams, 1983; 17, WR-Randy Moss, Minnesota, 1998; 17, RB-Fred Taylor, Jacksonville, 1998)...James (102) was 11 points shy of breaking the club seasonal record for scoring by a rookie (112, K-Raul Allegre, 1983)...James' 431 "touches" (369 rushes/ 62 rec.) ranked behind Dickerson's 441 for 2nd-most in NFL history by a rookie...James broke club's rookie record (366, Faulk, 1994)...34 touches by James vs. Dallas 10/31 set Colts rookie record (33, RB-Rodney Culver at NE, 12/6/92), while he had 33 touches at New England 9/19...James posted 31 touches vs. NYJ 11/28 and at Cleveland 12/26 for 4 of top 5 "touch" games in club history by a rookie...he had 6 of 9 30+ "touch" games among Colts rookies...James had 133.69 yds./scrim. avg., only the 2nd 130+ such avg. among NFL rookies (138.25, Dickerson, Rams, 1983)...James owns 3 of top 5 rookie yds./scrim. games in Colts history (213, Faulk vs. Wash., 10/23/94; 212, Moore vs. GB, 10/28/56; 209, James vs. Dal., 10/31/99; 199, James vs. KC, 11/7/99; 199, James at Phil., 11/21/99)...James had 9 cons. 100+ yds./scrim. games...James was 26-112, 1 TD rushing vs. Buffalo 9/12, posting the 4th 100+ rookie rushing debut in Colts history (Ameche 9/25/55 vs. Chi., 21-194, 1 TD; McMillan 16-146 at NE 9/6/81; Faulk 23-143, 3 TDs vs. Hou. 9/4/94)...he was 32-118, 1 TD rushing at New England 9/19 to join Ameche and Faulk as the only Colts with cons. 100+ games to start a career (Ameche, 21-194, 1 TD vs. Chi. 9/25/55 and 21-153 vs. Det. 10/1/55; Faulk, 23-143

3 TDs vs. Hou. 9/4/94 and 18-104 at TB 9/11/94)...James became only the 8th NFL RB to debut a career with cons. 100+ outings (Ameche, Colts: 21-194 vs. Chic. 9/25/55, 21-153 vs. Det. 10/1/55; Earl Campbell, Houston: 15-137 at Atl. 9/3/78; 22-111 at KC 9/10/78; William Andrews, Atlanta: 30-167 at NO 9/2/79, 24-121 at Phila. 9/10/79; Otis Anderson, St. Louis: 21-193 vs. Dal. 9/2/79, 31-109 at NYG 9/9/79; Billy Sims, Detroit: 22-153 vs. LA 9/7/80, 20-134 vs. GB(M); Faulk, Colts: 22-143 vs. Hou. 9/4/94, 18-104 at TB 9/11/94; Charlie Garner, Philadelphia: 16-111 at SF 10/2/94, 28-122 vs. Wash. 10/9/94)...32 rushes at New England set Colts rookie single-game record and marked first 30+ attempt game by a Colt since Dickerson at Patriots 12/6/92...he had 11 rushes vs. Buffalo and at New England, joining Ameche as the only Colt rookie RBs to open a career with cons. games with a TD rush (Ameche had rushing TDs in five straight games to start his career)...James was 17-46 rushing at San Diego 9/26...James was 22-81 rushing vs. Miami 10/10...James was 26-111 rushing at NYJ 10/17...he was 26-52, 2 TDs rushing vs. Cincinnati 10/24 to produce 1st multiple TD rushing game of career...James was 27-117, 1 TD rushing/7-92 rec. vs. Dallas for 209 yds./scrim., earning AFC Offensive Player-of-the-Week honors...James became only 6th Colt with an 80+/80+ yard rushing/receiving game in club history (5, Faulk; 2, Mitchell, 1, Moore; 1, Matte, 1, Dickerson)...James was 20-109 rushing/7-90, 1 TD rec. vs. Kansas City 11/7, snaring 1st career TD pass (30th) and producing 199 yds./scrim. (the 12th 80+/80+ game in Colts history)...James (twice) joined Faulk (twice) as the only Colts rookies with 80+/80+ games...James produced 200+ yds./scrim. game vs. Dallas, joining Faulk (213, 22-86 rushing/8-127, 1 TD rec. vs. Wash. 10/23/94) and Moore (212, 13-185, 2 TDs rushing/1-27 rec. vs. GB at Milw.) as the only Colts rookies to do so...he was 16-108 rushing/5-72 receiving at NYG 11/14 for 180 yds./scrim....James was 22-152, 2 TDs rushing/5-47, 1 TD receiving, 199 yds./scrim. at Philadelphia 11/21 for 4th cons. 150+ game...152 yards at Eagles ranked as the 4th-best rookie effort in Colts history (194, Ameche vs. Chi., 9/25/55; 185, Moore vs. GB, 10/28/56; 153, Ameche vs. Det., 10/1/55)...James earned AFC Offensive Player-of-the-Week honors for game at Eagles...James' 4 cons. games vs. Kansas City, Dallas, at Philadelphia and at NYJ produced 209, 199, 180 and 199 yds./scrim., the best 4-game total in Colts history...James had 72-yard burst at NYG, the longest non-scoring run in club history, while it tied the 5th-longest rush in club history and 4th-longest by a Colts rookie...it was the longest rush in Colts' Indy era (prior was 71 by RB-Albert Bentley at Raiders 12/21/86)...he became the 4th Colts rookie ever with 3 TDs in a game with effort at Eagles (3, HB-Billy Vessels vs. Rams 11/25/56; 3, Faulk vs. Hou. 9/4/94; 3, Harrison at KC 12/15/96)...James surpassed 1,000+ rushing yards at Philadelphia, the 37th 1,000+ rushing season by a NFL rookie, while he was the youngest rookie ever to do so (James was 21 years, 2 months, 20 days, 18 days younger than RB-Barry Sanders, who had his 1st 1,000+ season in 1989 and hit that yardage mark at age 21 years, 4 months, 7 days)...James hit the 1,000+ mark on his 233rd att., the fastest rookie pace in club history (244, Faulk, 1994)...James was 23-130, 2 TDs rushing at Miami 12/5 and he was 20-101 rushing/2-8, 1 TD receiving vs. New England 12/11 for his 9th 100+ rushing game...James was 22-89, 1 TD rushing/4-59, 1 TD receiving vs. Washington 12/19...he was 28-103, 3 TDs rushing at Cleveland 12/26...3 rushing TDs tied Faulk's club rookie record (vs. Hou. 9/4/94) while it was one shy of club mark of Dickerson (4 vs. Den. 10/31/88)...he was 18-50 rushing at Buffalo 1/2...James earned NFL Offensive Rookie-of-the-Month for September for three-game totals, the first Indianapolis Colts rookie to win the monthly honor...James was named AFC Offensive Player-of-the-Month for November and NFL Offensive Rookie-of-the-Month for November, marking first time in league history one player won both honors and he is the first rookie to win a conference's Offensive Player-of-the-Month since the award was instituted in 1988.

**HONORS: 1999:** Pro Bowl Starting Running Back...Associated Press, College and Pro Football Newsweekly, Football Digest, Pro Football Weekly, Sporting News and USA Today NFL All-Pro First-Team...Football News and Pro Football Weekly All-AFC Team...College and Pro Football Newsweekly, Football Digest, Football News and Pro Football Weekly NFL All-Rookie Team...Sporting News and Sports Illustrated NFL Rookie of the Year...Associated Press, College and Pro Football Newsweekly, Football Digest, Football News, Pro Football Weekly and USA Today NFL Offensive Rookie of the Year...UPI AFC Rookie of the Year...AFC Player-of-the-Month (November)...NFL Offensive Rookie-of-the-Month (September, November)...AFC Player-of-the-Week (10/31 vs. Dallas and 11/21 at Philadelphia)...NFL Alumni Running Back of the Year...All-Madden Team...Miller Lite Player-of-the-Year Finalist...Third-most NFL Pro Bowl fan votes (103,802).

**2000:** Pro Bowl Starting Running Back...Sporting News NFL All-Pro First-Team...Associated Press, College and Pro Football Newsweekly and Football Digest All-NFL Second-Team...Pro Football Weekly and Football News All-AFC Team...All-Madden Team...Columbus Touchdown Club AFC Offensive Player of the Year...AFC Offensive Player-of-the-Month (October)...AFC Player-of-the-Week (10/15 at Seattle and 12/11 vs. Buffalo).

**COLLEGE:** Two-year starter...ranked second all-time on Miami's career rushing list...only player in school history to post consecutive 1,000+ rushing seasons...ranked second in school history with 497-2,960 rushing despite starting only 17 games...35 total touchdowns tied Miami record of FB-Steve McGuire (1989-92)...ranked first in school history with 14 100+ rushing games...had 12 multi-TD career games...started 11 games as **junior**...established school season records in yards and TDs with 242-1,416, 17 TDs, surpassing RB-Otis Anderson (224-1,266, 14 TDs; 1978)...joined Anderson and RB-Danyell Ferguson as only Hurricanes to surpass 1,000 seasonal yards...led Miami backs in receiving with 17-255, 2 TDs...rushed for 17 touchdowns to shatter 60-year old school record set by RB-Eddie Dunn (14 in 1938...1,671 all-purpose yards ranked behind Anderson's 1,708 (1978) on the schools record chart...scored 114 points, surpassing previous Miami seasonal record of 107 by K-Carlos Huerta in 1988...became first Miami player to earn consecutive BIG EAST Player-of-the-Week honors...earned BIG EAST Player-of-the-Week honors after 31-162, 3 TDs rushing performance vs. West Virginia...broke own school and conference single-game rushing records vs. UCLA with 39-299, 3 TDs...39 carries tied school record and broke the league mark...concluded career with 20-156, 2 TDs rushing effort in Micron PC Bowl win over N.C. State...All-BIG EAST first-team...The Sports Network All-America second-team...finalist for the Doak Walker Award, given annually to the nation's top running back...played in 10 games as **sophomore** with six starts...led Miami in rushing with 184-1,098 (6.0 avg.), 13 TDs...broke the previous school season-record of 12 TDs by Ferguson (1995) and RB-James Stewart (1994)...was 15-172, 2 TDs receiving...became third back in UM history to rush for more

than 1,000 yards in a season...eclipsed 100-yard mark in five games, the second-highest seasonal total in UM history...amassed team-high 1,383 all-purpose yards (138.3 ypg)...totaled 33-271, 3 TDs vs. Boston College...rushing total established new BIG EAST and Miami records...AP All-BIG EAST first-team...Football News All-BIG EAST...The Sports Network Sophomore All-America team...Football News honorable mention All-America...slated to be redshirted as a **freshman**, but was forced into action when injuries depleted the Hurricane running corps...saw action in several games...established UM freshman rushing record with 71-446, 2 TDs...was 6-90 receiving...became first true freshman since 1987 to eclipse 100+ mark after totaling 105 yards against Temple.

**PERSONAL:** Full name is Edgerrin Tyree James...born in Immokalee, Fla....attended Immokalee High School...named Parade All-American...also played linebacker and handled kickoff/field goal duties...guest speaker at area schools for DARE program...established Edgerrin James Foundation designed to promote charitable activities for underprivileged children and families to help improve their quality of life in their respective communities...hosted the first-ever Edgerrin James Charity Basketball Classic in Immokalee, Fla. in 2001, which included more than 20 NFL players...the proceeds went to Immokalee High School and the Edgerrin James Foundation...participates in various charitable events in Miami/Immokalee Florida area during off-season...donated \$250,000 to University of Miami athletics department in 2000, the largest donation by a former athlete...single...resides in Miami, Fla.

## CAREER STATISTICS

### RUSHING

### RECEIVING

Year	ST/PL	No.	Yds.	Avg.	LG	TD	No.	Yds.	Avg.	LG	TD
1999	16/16	369	1553	4.2	72	13	62	586	9.4	54	4
2000	16/16	387	1709	4.4	30	13	63	594	9.4	60	5
<b>TOTAL</b>	<b>32/32</b>	<b>756</b>	<b>3262</b>	<b>4.3</b>	<b>72</b>	<b>26</b>	<b>125</b>	<b>1180</b>	<b>9.4</b>	<b>60</b>	<b>9</b>

### CAREER BEST

**RUSHING**  
**Number:** 38 at Seattle 10/15/00  
**Yards:** 219 at Seattle 10/15/00  
**Longest:** 72 at NY Giants 11/14/99  
**TDs:** 3 at Cleveland 12/26/99  
 at Seattle 10/15/00  
 vs. Buffalo 12/11/00

**RECEIVING**  
**Number:** 7 vs. Dallas 10/31/99  
 vs. Kansas City 11/7/99  
 vs. NY Jets 11/28/99  
 at Green Bay 11/19/00  
**Yards:** 92 vs. Dallas 10/31/99  
**Longest:** 60 vs. Jacksonville 9/25/00  
**TDs:** 1 nine times

### 1999 GAME-BY-GAME

#### RUSHING

#### RECEIVING

Date	Opponent	No.	Yds.	Avg.	LG	TD	No.	Yds.	Avg.	LG	TD
9/12/99	Buffalo	26	112	4.3	40	1	4	14	3.5	11	0
9/19/99	at New England	32	118	3.7	12	1	1	9	9.0	9	0
9/26/99	at San Diego	17	46	2.7	12	0	3	36	12.0	14	0
10/10/99	Miami	22	81	3.7	21	0	2	1	0.5	3	0
10/17/99	at NY Jets	26	111	4.3	18	0	4	20	5.0	8	0
10/24/99	Cincinnati	26	52	2.0	7	2	1	33	33.0	33	0
10/31/99	Dallas	27	117	4.3	37	1	7	92	13.1	54	0
11/ 7/99	Kansas City	20	109	5.5	27	0	7	90	12.9	30	1
11/14/99	at NY Giants	16	108	6.8	72	0	5	72	14.4	33	0
11/21/99	at Philadelphia	22	152	6.9	62	2	5	47	9.4	23	1
11/28/99	NY Jets	24	74	3.1	15	0	7	53	7.6	23	0
12/ 5/99	at Miami	23	130	5.7	41	2	3	1	0.3	7	0
12/12/99	New England	20	101	5.1	14	0	2	8	4.0	6	1
12/19/99	Washington	22	89	4.0	20	1	4	59	14.8	37	1
12/26/99	at Cleveland	28	103	3.7	15	3	3	18	6.0	10	0
1/ 2/00	at Buffalo	18	50	2.8	15	0	4	33	8.3	10	0
<b>TOTAL</b>		<b>369</b>	<b>1553</b>	<b>4.2</b>	<b>72</b>	<b>13</b>	<b>62</b>	<b>586</b>	<b>9.4</b>	<b>54</b>	<b>4</b>



2000 GAME-BY-GAME

Date	Opponent	RUSHING					RECEIVING				
		No.	Yds.	Avg.	LG	TD	No.	Yds.	Avg.	LG	TD
9/ 3/00	at Kansas City	28	124	4.4	30	1	6	40	6.7	27†	1
9/10/00	Oakland	18	91	5.1	15	1	6	36	6.0	12	1
9/25/00	Jacksonville	22	89	4.0	14†	1	2	65	32.5	60	0
10/ 1/00	at Buffalo	19	60	3.2	13	0	4	43	10.8	13	0
10/ 8/00	at New England	24	75	3.1	11	0	3	34	11.3	23	0
10/15/00	at Seattle	38	219	5.8	26†	3	1	9	9.0	9	0
10/22/00	New England	20	124	6.2	26	1	2	5	2.5	4	1
10/29/00	Detroit	31	139	4.5	24†	1	2	24	12.0	18	0
11/ 5/00	at Chicago	17	68	4.0	11	1	4	49	12.3	10	1
11/12/00	NY Jets	31	131	4.2	20	1	5	24	4.8	7	0
11/19/00	at Green Bay	17	71	4.2	16	0	7	66	9.4	18	0
11/26/00	Miami	26	118	4.5	13	0	5	37	7.4	18	0
12/ 3/00	at NY Jets	11	49	4.5	10	0	3	31	10.3	21	0
12/11/00	Buffalo	27	111	4.1	13†	3	3	21	7.0	13	0
12/17/00	at Miami	32	112	3.5	15	0	5	31	6.2	11	0
12/24/00	Minnesota	26	128	4.9	28	0	5	79	15.8	52†	1
<b>TOTAL</b>		<b>387</b>	<b>1709</b>	<b>4.4</b>	<b>30</b>	<b>13</b>	<b>63</b>	<b>594</b>	<b>9.4</b>	<b>60</b>	<b>5</b>

100-YARD RUSHING GAMES (19)

Yards	Opponent	Date	No.	Avg.	LG	TD
219	at Seattle	10/15/00	38	5.8	26†	3
152	at Philadelphia	11/21/99	22	6.9	62†	2
139	Detroit	10/29/00	31	4.5	24†	1
131	NY Jets	11/12/00	31	4.2	20	1
130	at Miami	12/ 5/99	23	5.7	41†	2
128	Minnesota	12/24/00	26	4.9	28	0
124	at Kansas City	9/ 3/00	28	4.4	30	1
124	New England	10/22/00	20	6.2	26	1
118	at New England	9/19/99	32	3.7	12	1
118	Miami	11/26/00	26	4.5	13	0
117	Dallas	10/31/99	27	4.3	37	1
112	Buffalo	9/12/99	26	4.3	40	1
112	at Miami	12/17/00	32	3.5	15	0
111	at NY Jets	10/17/99	26	4.3	18	0
111	Buffalo	12/11/00	27	4.1	13†	3
109	Kansas City	11/ 7/99	20	5.5	27	0
108	at NY Giants	11/14/99	16	6.8	72	0
103	at Cleveland	12/26/99	28	3.7	15	3
101	New England	12/12/99	20	5.1	14	0

NFL RUSHING LEADERS THROUGH TWO SEASONS

FASTEST TO 2,500 YARDS RUSHING

	1st	2nd	Total
Eric Dickerson, LA Rams	1808	2105	3913
<b>Edgerrin James, Colts</b>	<b>1553</b>	<b>1709</b>	<b>3262</b>
Earl Campbell, Houston	1450	1697	3147
Ottis Anderson, St. Louis	1605	1352	2957
Barry Sanders, Detroit	1470	1304	2774
Eddie George, Houston/Tenn.	1368	1399	2767
Billy Sims, Detroit	1303	1437	2740
Terrell Davis, Denver	1117	1538	2655
Curtis Martin, NE	1487	1152	2639
Emmitt Smith, Dallas	937	1563	2500
Jim Brown, Cleveland	942	1527	2469
Jerome Bettis, LA Rams	1429	1025	2454
Marshall Faulk, Colts	1282	1078	2360
Bobby Humphrey, Denver	1151	1202	2353

Eric Dickerson	23 games
<b>Edgerrin James</b>	<b>25 games</b>
Jim Brown	25 games
George Rogers	26 games
Terrell Davis	27 games
Earl Campbell	27 games

**1,000+ RUSHERS IN FIRST TWO SEASONS**

James is only the 18th RB in NFL history to begin career with consecutive 1,000+ seasons. James joined Eric Dickerson (1987-89), Lydell Mitchell (1975-77) and Marshall Faulk (1994-95, 97-98) as only RBs in club history to post consecutive 1000+ rushing seasons. James and Dickerson are the only players in NFL history to post 1,500+ rushing yards in each of their first two seasons. Here is a look at the players with 1000+ rushing yards in each of their first two seasons.

	Team	Years	1st Season		2nd Season		Total
			Att.	Yards	Att.	Yards	
Eric Dickerson	LA Rams	1983-84	390	1808	379	2105	3913
<b>Edgerrin James</b>	<b>Colts</b>	<b>1999-00</b>	<b>369</b>	<b>1553</b>	<b>387</b>	<b>1709</b>	<b>3262</b>
Earl Campbell	Houston	1978-79	302	1450	368	1697	3147
Ottis Anderson	STL Cards	1979-80	331	1605	301	1352	2957
Barry Sanders	Detroit	1989-90	280	1470	255	1304	2774
Eddie George	Hou./Tenn.	1996-97	335	1368	357	1399	2767
Billy Sims	Detroit	1980-81	313	1303	296	1437	2740
Terrell Davis	Denver	1995-96	237	1117	345	1538	2655
Curtis Martin	NE	1995-96	368	1487	316	1152	2639
Jerome Bettis	LA Rams	1993-94	294	1429	319	1025	2454
Marshall Faulk	Colts	1994-95	314	1282	289	1078	2360
Bobby Humphrey	Denver	1989-90	294	1151	288	1202	2353
Tony Dorsett	Dallas	1977-78	208	1007	290	1325	2332
William Andrews	Atlanta	1979-80	239	1023	265	1308	2331
Joe Cribbs	Buffalo	1980-81	306	1185	257	1097	2282
Corey Dillon	Cincinnati	1997-98	233	1129	262	1130	2259
Errict Rhett	Tampa Bay	1994-95	284	1011	332	1207	2218
John Brockington	Green Bay	1971-72	216	1105	274	1027	2132

**PLAYERS WITH BACK-TO-BACK NFL RUSHING TITLES**

Bill Paschal, NY Giants	1943-44
Steve Van Buren, Philadelphia	1947-49
Joe Perry, San Francisco	1953-54
Jim Brown, Cleveland	1957-61; 63-65
Jim Nance, Boston	1966-67
O.J. Simpson, Buffalo	1972-73, 75-76
Earl Campbell, Houston	1978-80
Eric Dickerson, LA Rams	1983-84
Emmitt Smith, Dallas	1991-93
Barry Sanders, Detroit	1996-97
<b>Edgerrin James, Colts</b>	<b>1999-00</b>

**TOTAL TDs FOR FIRST TWO SEASONS**

<b>35</b>	<b>Edgerrin James, Colts</b>	<b>1999-00</b>
34	Gale Sayers, Chicago	1965-66
34	Eric Dickerson, LA Rams	1983-84
32	Earl Campbell, Houston	1978-79
32	Curtis Martin, New England	1995-96
31	Billy Sims, Detroit	1980-81

**COLTS MOST 100+ GAMES IN A SEASON**

<b>10</b>	<b>Edgerrin James</b>	<b>1999</b>
<b>9</b>	<b>Edgerrin James</b>	<b>2000</b>
8	Eric Dickerson	1988
6	Eric Dickerson	1987
6	Eric Dickerson	1989

**COLTS MOST CONSECUTIVE 100+ RUSHING GAMES**

4	Eric Dickerson	G8-11, 1987
<b>4</b>	<b>Edgerrin James</b>	<b>G7-10, 1999</b>
3	Lydell Mitchell	G10-12, 1975
3	Eric Dickerson	G14-15, 1987, G1, 1988
3	Eric Dickerson	G3-5, 1988
3	Eric Dickerson	G16, 1988, G1-2, 1989
<b>3</b>	<b>Edgerrin James</b>	<b>G6-9, 2000</b>
<b>3</b>	<b>Edgerrin James</b>	<b>G14-16, 2000</b>

**NFL MOST 100+ GAMES IN 2000**

<b>9</b>	<b>Edgerrin James</b>	<b>Colts</b>
9	Fred Taylor	Jacksonville
7	Robert Smith	Minnesota
7	Jerome Bettis	Pittsburgh
6	Mike Anderson	Denver
6	Emmitt Smith	Dallas
6	Eddie George	Tennessee

**NFL MOST 100+ RUSHING GAMES LAST TWO SEASONS**

<b>19</b>	<b>Edgerrin James</b>	<b>Colts</b>
15	Emmitt Smith	Dallas
12	Robert Smith	Minnesota
12	Fred Taylor	Jacksonville
11	Eddie George	Tennessee
11	Stephen Davis	Washington
11	Marshall Faulk	St. Louis

**HISTORY OF NFL PLAYERS WITH 2,000 YARDS FROM SCRIMMAGE IN A SINGLE SEASON (35)**

Total	Name	Team	Year	Rushing	Receiving	Touches
2429	Marshall Faulk	St. Louis	1999	253-1381	87-1048	340
2358	Barry Sanders	Detroit	1997	335-2053	33- 305	368
2314	Marcus Allen	LA Raiders	1985	380-1759	67- 555	447
<b>2303</b>	<b>Edgerrin James</b>	<b>Colts</b>	<b>2000</b>	<b>387-1709</b>	<b>63- 594</b>	<b>450</b>
2244	Eric Dickerson	LA Rams	1984	379-2105	21- 139	400
2243	O.J. Simpson	Buffalo	1975	329-1817	28- 426	357
2229	James Wilder	Tampa Bay	1984	407-1544	85- 685	492
<b>2227</b>	<b>Marshall Faulk</b>	<b>Colts</b>	<b>1998</b>	<b>324-1319</b>	<b>86- 908</b>	<b>410</b>
2225	Terrell Davis	Denver	1998	392-2008	25- 217	417
2212	Eric Dickerson	LA Rams	1983	390-1808	51- 404	441
2189	Marshall Faulk	STL Rams	2000	253-1359	81- 830	334
2176	William Andrews	Atlanta	1983	331-1567	59- 609	390
2166	Barry Sanders	Detroit	1994	331-1883	44- 283	375
2165	Jamal Anderson	Atlanta	1998	410-1846	27- 319	437
2148	Emmitt Smith	Dallas	1995	377-1773	62- 375	439
<b>2139</b>	<b>Edgerrin James</b>	<b>Colts</b>	<b>1999</b>	<b>369-1553</b>	<b>62- 586</b>	<b>431</b>
2131	Jim Brown	Cleveland	1963	291-1863	24- 268	315
2121	Walter Payton	Chicago	1977	339-1852	27- 269	366
2113	Thurman Thomas	Buffalo	1992	312-1487	58- 626	370
2105	Garrison Hearst	San Francisco	1998	310-1570	39- 535	349
2073	O.J. Simpson	Buffalo	1973	332-2003	6- 70	338
2066	Roger Craig	San Francisco	1985	214-1050	92-1016	306
2052	Walter Payton	Chicago	1984	381-1684	45- 368	436
2048	Emmitt Smith	Dallas	1992	373-1713	59- 335	432
2038	Thurman Thomas	Buffalo	1991	288-1407	62- 631	350
2037	Terrell Davis	Denver	1997	369-1750	42- 287	411
2036	William Andrews	Atlanta	1981	289-1301	81- 735	370
2036	Roger Craig	San Francisco	1988	310-1502	76- 534	386
<b>2036</b>	<b>Eric Dickerson</b>	<b>Colts</b>	<b>1988</b>	<b>388-1659</b>	<b>36- 377</b>	<b>424</b>
2034	Walter Payton	Chicago	1985	324-1551	49- 483	373
2034	Barry Foster	Pittsburgh	1992	390-1690	36- 344	426
2028	Walter Payton	Chicago	1983	314-1421	53- 607	367
2026	Eric Dickerson	LA Rams	1986	404-1821	26- 205	430
2019	Herschel Walker	Dallas	1988	361-1514	53- 505	414
2006	Wilbert Montgomery	Philadelphia	1979	338-1512	41- 494	379

**NOTE:** 19 players for a total of 35 times  
**MOST:** 4-Dickerson, Payton; 3-Faulk; 2-Andrews, Craig, Davis, James, Sanders, Simpson, Smith, Thomas

**YARDS FROM SCRIMMAGE LEADERS FOR RUNNING BACKS IN FIRST TWO SEASONS**

Player	Team	Years	Rushing	Receiving	Total Yards
Eric Dickerson	LA Rams	1983-84	3913	543	4456
<b>Edgerrin James</b>	<b>Colts</b>	<b>1999-00</b>	<b>3262</b>	<b>1180</b>	<b>4442</b>
Billy Sims	Detroit	1980-81	2740	1072	3812
Ottis Anderson	STL Cards	1979-80	2957	616	3573
Barry Sanders	Detroit	1989-90	2774	762	3536

**COLTS 1,500 YARDS FROM SCRIMMAGE SEASONS**

Year	Yards	Player	Rushing	Receiving	Games	Average
<b>2000</b>	<b>2,303</b>	<b>Edgerrin James</b>	<b>387-1709-13</b>	<b>63- 594- 5</b>	<b>16</b>	<b>144.00</b>
1998	2,227	Marshall Faulk	324- 1319- 6	86- 908- 4	16	139.19
<b>1999</b>	<b>2,139</b>	<b>Edgerrin James, Colts (R)</b>	<b>369-1553-13</b>	<b>62- 586- 4</b>	<b>16</b>	<b>133.69</b>
1988	2,036	Eric Dickerson	388-1659-14	36- 377- 1	16	127.25
1994	1,804	Marshall Faulk (R)	314-1282-11	52- 522- 1	16	112.75
1977	1,779	Lydell Mitchell	301-1159- 3	71- 620- 4	14	127.07
1976	1,755	Lydell Mitchell*	289-1200- 5	60- 555- 3	14	125.36
1975	1,737	Lydell Mitchell*	289-1193-11	60- 544- 4	14	124.07
1999	1,667	Marvin Harrison	1- 4- 0	115-1663-12	16	104.19
1979	1,634	Joe Washington	242- 884- 4	82- 750- 3	15	109.53
1983	1,605	Curtis Dickey	254-1122- 4	24- 483- 3	16	100.31
1995	1,553	Marshall Faulk	289-1078-11	56- 475- 3	16	97.06
1958	1,536	Lenny Moore	82- 598- 7	50- 938- 7	12	128.00
1997	1,525	Marshall Faulk	264-1054- 7	47- 471- 1	16	95.31
1989	1,522	Eric Dickerson	314-1311- 7	30- 211- 1	15	101.47

**NFL'S TOP 10 CAREER LEADING RUSHERS AND A TWO-YEAR COMPARISON WITH EDGERRIN JAMES**

Career							100+		
Yards	Name	Games	Att.	Yards	Avg.	TDs	Games	Years	Team
16,726	Walter Payton	27	507	2069	4.1	20	9	1975-76	Chicago
15,269	Barry Sanders	31	535	2774	5.1	27	11	1989-90	Detroit
15,166	Emmitt Smith	32	606	2500	4.1	23	17	1990-91	Dallas
13,259	Eric Dickerson	32	769	3913	5.1	32	21	1983-84	LA Ram
12,739	Tony Dorsett	30	498	2332	4.7	19	8	1977-78	Dallas
12,312	Jim Brown	24	459	2476	5.4	26	14	1957-58	Cleveland
12,243	Marcus Allen	25	426	1711	4.0	20	4	1982-83	LA Raider
12,120	Franco Harris	26	376	1753	4.7	13	9	1972-73	Pittsburg
12,074	Thurman Thomas	31	505	2125	4.2	8	7	1988-89	Buffalo
11,352	John Riggins	26	387	1713	4.4	8	3	1971-72	NY Jets
<b>3,262</b>	<b>Edgerrin James</b>	<b>32</b>	<b>756</b>	<b>3262</b>	<b>4.3</b>	<b>26</b>	<b>19</b>	<b>1999-00</b>	<b>Colts</b>

*Italics denote still active.*

**JAMES AMONG TOP 10 CAREER LEADING RUSHING IN FIRST TWO SEASONS**

Attempts		Yards		Avg.		Touchdowns		100+	Games
769	Dickerson	3913	Dickerson	5.4	Brown	32	Dickerson	21	Dickerson
<b>756</b>	<b>James</b>	<b>3262</b>	<b>James</b>	5.1	Dickerson	27	Sanders	<b>19</b>	<b>James</b>
606	Smith	2774	Sanders	5.1	Sanders	<b>26</b>	<b>James</b>	14	Brown
535	Sanders	2500	Smith	4.7	Dorsett	26	Brown	11	Sanders
507	Payton	2476	Brown	4.7	Harris	23	Smith	11	Smith
				<b>4.3</b>	<b>James</b>				

**EDGERRIN JAMES PRODUCTION BY QUARTERS**

(Att.-Yds.-TD)	First Quarter	Second Quarter	Third Quarter	Fourth Quarter	TOTAL
Rushing	184-697, 6 TDs	192-728, 7 TDs	176-821, 5 TDs	204-1016, 8 TDs	756-3262, 26 TDs
Receiving	32-244, 1 TD	30-254, 4 TDs	30-321, 2 TDs	33- 361, 2 TDs	125-1180, 9 TDs
<b>Att./Yds.Scrim.</b>	<b>216-941, 7 TDs</b>	<b>222-982, 11 TDs</b>	<b>206-1142, 7 TDs</b>	<b>237-1377, 10 TDs</b>	<b>881-4442, 35 TDs</b>



**RB-Edgerrin James is only the fifth player in NFL history to open a career with consecutive rushing titles (1,553, 1999; 1,709, 2000). Additionally, he has surpassed 2,000 scrimmage yards each of the past two seasons (2,139, 1999; 2,303, 2000). James also has 35 career touchdowns, the most ever by an NFL player during the first two seasons of his career.**



# ELLIS JOHNSON

**Defensive Tackle**

6-2 288

Florida

7th Year With Colts

Draft-1, 1995 (15th overall)

Born: October 30, 1973

62

**GAMES STARTED/PLAYED:** (1995, 2/16); (1996, 6/12); (1997, 15/15); (1998, 16/16); (1999, 16/16); (2000, 13/13) **Total 68/88**

**2000:** Started 13 games at RDT...was inactive with knee injury vs. Detroit 10/29, at Chicago 11/5 and vs. NY Jets 11/12...totaled 58 tackles, 25 solo, five sacks (25 yards), 20 QB hits, one int. and one FF...20 QB hits ranked second on team (25, DE-Chad Bratzke)...posted three QB hits along with four tackles at Kansas City 9/3...had seven tackles, two solo, vs. Oakland 9/10...totaled two sacks (13 yards), six tackles and two QB hits vs. Jacksonville 9/25...HAD five tackles and two QB hits apiece at Buffalo 10/1 and at New England 10/8...tallied three tackles, one sack, one QB hit and one FF at Seattle 10/15...recorded four tackles, one sack (8 yards), one QB hit and one int. at Green Bay 11/19...had five tackles and one sack vs. Miami 11/26...totaled four tackles and season-high five QB hits vs. Buffalo 12/11. **POST-SEASON:** Started at RDT at Miami 12/30...had six tackles, three solo and one sack (4.5 yards).

**CAREER NOTES: 1999:** Started all 16 games at RDT...totaled 76 tackles, 34 solo, and 7.5 sacks (46.5 yards)...added 26 QB hits, three passes broken up and one FR...sack total was second behind Bratzke (12.0)...totaled six tackles, three solo, one pass broken up and 0.5 sack (3.5 yards) 9/26 at San Diego...posted five tackles, four solo, one sack (12 yards) and one QB hit 10/17 at NY Jets...sack came on final play of the game to seal win...had six tackles, three solo, two sacks (8 yards), and two QB hits 10/24 vs. Cincinnati...recorded season-high 10 tackles, three solo, and two QB hits 11/7 vs. Kansas City...had seven tackles, three solo, two sacks (11 yards) and one QB hit 11/14 at NY Giants...had FR 11/21 at Philadelphia...posted five tackles, two solo, and one sack (6 yards) 11/28 vs. NY...recorded eight tackles, four solo, one sack and three QB hits 12/12 vs. New England. **POST-SEASON:** Started at RDT and had four tackles, one solo, 1/16 vs. Tennessee. **1998:** One of seven Colts to start all 16 games...started at RDE 11/8 at Miami and at RDT in other 15 games...ranked 15th on team in total tackles with 75, 48 solo...topped club in sacks (8.0-34 yards), hits (15) and pressures (14)...added three passes defended and one FF...had season-high 10 tackles, eight solo, and one sack (four yards) 9/27 vs. New Orleans...had nine tackles, seven solo, two sacks (nine yards) and one FF 12/27 vs. Carolina...had seven tackles, five solo, three pressures and one sack 10/4 vs. San Diego...had seven tackles, five solo, two pressures and one sack (one yard) 12/6 at Atlanta...had other sacks 10/18 at San Francisco (0 yards), 12/13 vs. Cincinnati (eight yards) and 12/20 at Seattle (12 yards). **1997:** Started games 1-10 and 13-16 at RDT...started at LDT 11/23 at Detroit...inactive 11/16 vs. Green Bay with knee injury...ranked 15th on team with 69 tackles, 41 solo...ranked 2nd on team in pressures (14) and hits (14) and T2nd in sacks (4.5-38 yards)...added two FF and one int. (18 yards)...had season-high nine tackles, seven solo, 10/20 vs. Buffalo...had six tackles, four solo, three sacks (25 yards), two hits and two pressures 12/7 at Jets...had first career int. 9/21 at Buffalo...had other sacks 11/9 vs. Cincinnati (nine yards) and at New England 11/30 (0.5-four yards)...had RF 10/12 at Pittsburgh and 12/14 vs. Miami...had blocked FG 10/26 at San Diego resulting in DB-Ray McElroy 42-yard return for TD. **1996:** Started games 5-8 at LDE and games 14-15 at RDT in place of injured DT-Tony Siragusa...was inactive for first four games after suffering concussions in preseason 8/24 vs. Green Bay and earlier in training camp...started season at LDE but moved to tackle at mid-season...had 40 tackles, 21 solo, 12 pressures, 10 hits and one pass defended...had seven tackles, three solo, and three pressures at New England 11/24 for top game.

**POST-SEASON:** Saw reserve action 12/29 at Pittsburgh and posted seven tackles, six solo, and one pressure. **1995:** Saw action in 16 games, earning starts at LDT 9/10 at Jets and 9/17 at Buffalo in place of injured Siragusa...posted 35 tackles, 14 solo, 23 hits, 16 pressures, 4.5 sacks (26 yards) and one pass defended...had five tackles, two solo, one pressure and one sack (seven yards) 12/17 vs. San Diego...had four tackles, three solo, four hits and 0.5 sacks at Buffalo...had other sacks 10/15 vs. San Francisco (six yards), 11/5 vs. Buffalo (six yards) and 12/10 at Jacksonville (seven yards). **POST-SEASON:** Saw action in three games with one start...had four tackles, three solo, six hits and two pressures...started at Kansas City 1/7/96.

**COLLEGE:** Four-year letterman and three-year starter...career totals included 44 games with 26 starts, 165 total tackles, 112 solo, 102.5 big plays, 49 pressures, 36.5 tackles for losses (198 yards), 17.5 sacks (134 yards), 10 passes defended, six FF and one RF...started all 12 games at LT as **senior**...totaled 62 tackles, 41 solo, 49.5 batted passes, 26 pressures, 14.5 tackles for losses (91 yards), 6.5 sacks (63 yards) and five FF...saw action in 12 games with nine starts as **junior**...earned eight starts at RT and one start at LT...posted 55 tackles, 39 solo, 38 big plays, 17 pressures, 15 tackles for losses (76 yards) and seven sacks (47 yards)...saw action in 10 games with five starts at LT as **sophomore**...posted 32 tackles, 22 solo, 13 big plays, six tackles for losses (30 yards), five pressures and three sacks (23 yards)...saw reserve action in 10 games as **freshman** and posted 16 tackles, 10 solo, two big plays, one sack (one yard) and one tackle for loss (one yard)...linguistics major.

**PERSONAL:** Full name is Ellis Bernard Johnson...born in Wildwood, Fla....saw action at FB, OT, DT, NG, DE and as senior at Wildwood High School...enjoys fishing and hunting in his spare time...studied African dialect of Yoruba while at Florida.

## CAREER STATISTICS

YEAR	ST/PL	SOLO	AST	TOT	SKS	PD	FF	FR	INTS	YDS	AVG	LG	TD
1995	2/16	14	21	35	4.5	1	0	0	0	0	0.0	0	0
1996	6/12	21	19	40	0.0	1	0	0	0	0	0.0	0	0
1997	15/15	41	28	69	4.5	0	1	2	1	18	18.0	18	0
1998	16/16	48	27	75	8.0	3	1	0	0	0	0.0	0	0
1999	16/16	34	42	76	7.5	0	0	1	0	0	0.0	0	0
2000	13/13	25	33	58	5.0	0	1	0	1	-1	-1.0	-1	0
<b>TOTAL</b>	<b>68/88</b>	<b>183</b>	<b>170</b>	<b>353</b>	<b>29.5</b>	<b>5</b>	<b>3</b>	<b>3</b>	<b>2</b>	<b>17</b>	<b>8.5</b>	<b>18</b>	<b>0</b>



## JOSHUA KEUR

*Tight End*

6-4 270

Michigan State

2nd Year With Colts

Free Agent - 1999

Born: September 14, 1976

83

**GAMES STARTED/PLAYED:** (2000, 0/1) Total 0/1

**PRO:** Signed as FA on January 24, 2000...originally signed as FA by Colts on May 11, 1999...waived on September 5, 1999...signed to practice squad on September 7, 1999...waived from practice squad on September 19, 1999...signed to practice squad on September 22, 1999.

**2000:** Saw action in one game...was inactive for games 1-3, 5, 8-16...DNP at Seattle 10/15 and vs. New England 10/22...saw action on special teams at Buffalo 10/1, his first career NFL game. **POST-SEASON:** Was inactive in Miami 12/30.

**CAREER NOTES: 1999:** Spent weeks 3-16 on practice squad.

**COLLEGE:** Three-year starter...started all 12 games as **senior**...ranked third on team in receiving with 34-355 TDs...was 15-132, 1 TD receiving as **junior**...caught at least one pass in nine games...recorded 3-20 receiving Penn State...had career-high yardage total vs. Illinois with 3-36 receiving...caught only TD pass of season vs. Nebraska...received team's Outstanding Underclass Lineman Award...started all 12 games as **sophomore**...totaled 12-118 receiving...had two receptions each vs. Penn State, Indiana, Iowa and Boston College...named team's most improved player following spring drills...appeared in all 11 games with two starts as **freshman**...recorded 2-1 receiving...telecommunications major.

**PERSONAL:** Full name is Joshua Jacob Keur...born in Muskegon, Mich...attended Orchard View High School...named first-team All-State as senior...also earned three letters in basketball and track...visited Elder Watson Diggs elementary school as part of the NFL's United Way Hometown Huddle in December of 2000...single...resides in Muskegon, Mich.



## DANNY KIGHT

**Kicker**

6-1 214

Augusta State

3rd Year With Colts, 3rd in NFL

Free Agent - 1999

Born: August 18, 1971

7

**GAMES STARTED/PLAYED:** (1999, 0/12); (2000, 0/16) Total 0/28

**PRO:** Signed as FA on October 13, 1999...originally signed as FA by San Diego on April 23, 1996...waived on August 14, 1996...signed as FA by Dallas on April 15, 1997...waived on August 12, 1997...signed as FA by Washington on February 11, 1998...waived on September 22, 1998...signed as FA by Tampa Bay on April 7, 1999...waived on April 19, 1999...claimed by Cleveland off waivers on April 20, 1999...waived on August 25, 1999.

**2000:** Handled kickoff duty in all 16 games...totaled 14 touchbacks on 87 kickoffs...recorded eight kickoffs and three special teams tackles at Seattle 10/15...had one solo special teams tackle vs. Miami 11/26...played in four games with Rhein Fire of NFL Europe...totaled 3-5 FGs, including a league-record 56-yarder vs. Barcelona. **POST-SEASON:** Recorded two touchbacks on five kickoffs at Miami 12/30.

**CAREER NOTES:** **1999:** Handled kickoff duty in games 5-16...totaled nine touchbacks in regular season. **POST-SEASON:** Had two touchbacks 1/16 vs. Tennessee. **1998:** Placed on non-football injury list by Washington on July 20, 1998.

**COLLEGE:** Played semi-pro football for Augusta Thrashers/Seminoles in 1995...nailed 63-yard FG...was named league MVP...did not play collegiate football...was two-time All-Peach Belt Conference defender for soccer team...helped team to a top 20 national ranking...holds degree in mathematics.

**PERSONAL:** Full name is Edward Oliver Kight...born in Atlanta, Ga....attended Druid Hills High School...lettered in football, soccer and basketball...participated in the "Teachers for a Day" program by teaching at Northwest High School which was co-sponsored by the Indianapolis Chamber of Commerce and Indianapolis Public Schools...instructor for Colts 101 and 201, an annual women's football clinic..Kight has two children, son, Marcus, and daughter, Nicole, and resides in Indianapolis, Ind.



## SHAWN KING

**Defensive End**

6-3 275

Louisiana-Monroe

2nd Year With Colts, 6th in NFL

UFA (Carolina) - 1999

Born: June 24, 1972

95

**GAMES STARTED/PLAYED:** (1995, 0/14); (1996, 0/16); (1997, 2/9); (1998, 0/0); (1999, 8/9) Total 10/48 Total with Colts 8/9

**PRO:** Signed as UFA from Carolina on February 15, 1999...originally was D2-95 by Carolina, the 36th selection overall.

**2000:** Spent entire season on reserve/suspended list.

**CAREER NOTES:** 1999: Started eight of nine games at LDE...started games 1-6, 8-9...placed on reserve/suspended list on 11/22...totaled 45 tackles, 26 solo, 1.5 sacks (3.5 yards), four batted passes and one FF...finished third on club with 23 QB hits...totaled season-high nine tackles, seven solo, at NY Giants 11/14...posted seven tackles apiece at NY

Jets 10/17 and vs. Cincinnati 10/24...tallied eight tackles, two solo, vs. Kansas City 11/7...had 1.5 sacks (3.5 yards) along with four tackles at San Diego 9/26. **1998:** Spent entire season on injured reserve with right biceps injury. **1997:** Started as DL in 4-3 defensive front 11/23 at St. Louis and 12/8 at Dallas...spent first six games on reserve/suspended list...was on injured reserve 12/20 vs. St. Louis with sprained knee...saw reserve action in games 7-11, 13 and 15...posted 14 tackles, 11 solo, and two sacks (five yards)...had four tackles 11/30 vs. New Orleans...had three tackles and one sack (one yard) at New Orleans 10/19...had other sack at Dallas 12/8 (four yards). **1996:** Saw reserve action in each game primarily in passing situations...totaled 28 tackles, 23 solo, three sacks (29 yards), one FR, one FF and one int. (one yard)...had season-high six tackles with one sack (eight yards) 11/24 at Houston...had four tackles and one sack (five yards) vs. Pittsburgh 12/22...had one sack (16 yards) and FF vs. St. Louis 10/13...had 121 FR return and int. 12/11 Tampa Bay. **1995:** Saw reserve action in 14 games...inactive 9/3 at Atlanta and 10/1 vs. Tampa Bay...posted 11 tackles, seven solo, and two sacks (four yards)...had sacks vs. Indianapolis 12/3 (three yards) and vs. San Francisco 12/10 (one yard).

**COLLEGE:** Two-year starter...career totals included 85 tackles, five FR, three sacks, and two FF...began **senior** season at RDE before switching to LDE after four games...totaled 72 tackles, five FR, two FF, and two sacks...began **junior** season at TE before switching to DL...was 8-28 receiving...had TD reception vs. Southern Miss...tallied 13 tackles and one sack...sat out 1992 season after transferring from LSU...saw action in nine games with five starts at LB as **sophomore**...posted 47 tackles, one sack, one FR and one FF...saw action in nine games as **freshman** and totaled 18 tackles and two sacks.

**PERSONAL:** Full name is Shawn Keldric King...born in West Monroe, La...attended West Monroe High School...King and his wife, Adriene, reside with their son, Jordan Dashawn, in Indianapolis, Ind.

### CAREER STATISTICS

YEAR	ST/PL	SOLO	AST	TOT	SKS	PD	FF	FR	INTS	YDS	AVG	LG	TD
1995	Car. 0/14	7	3	10	2.0	4	0	0	0	0	0.0	0	0
1996	Car. 0/16	23	5	28	3.0	3	1	1	1	0	0.0	0	0
1997	Car. 2/ 9	11	3	14	2.0	0	0	0	0	0	0.0	0	0
1998	Car.	INJURED RESERVE											
1999	8/ 9	26	19	45	1.5	5	1	0	0	0	0.0	0	0
2000	RESERVE/SUSPENDED												
<b>TOTAL</b>	<b>10/48</b>	<b>67</b>	<b>30</b>	<b>97</b>	<b>8.5</b>	<b>12</b>	<b>2</b>	<b>1</b>	<b>1</b>	<b>0</b>	<b>0.0</b>	<b>0</b>	<b>0</b>



## DAVID MACKLIN

**Defensive Back**

5-9 193

Penn State

2nd Year With Colts

Draft - 3, 2000 (91st overall)

Born: July 14, 1978

27

**GAMES STARTED/PLAYED:** (2000, 2/16) Total 2/16

**2000:** Started two of 16 games...totaled 27 tackles, 24 solo, two ints. (35 yards) and nine passes defended...added four special teams tackles, three solo...earned first career start at RCB at Seattle 10/15 and totaled season-high five solo tackles...posted three solo tackles apiece at Buffalo 10/1, at New England 10/8 and vs. NYJ 11/12...added two passes defended vs. Jets...had two tackles, one solo, one pass defended and first career int. vs. Detroit 10/29...had two solo tackles and one int. at NY Jets 12/3 and returned it 35 yards. **POST-SEASON:** Saw action as reserve DB at Miami 12/30...recorded one solo tackle and one pass defended.

**COLLEGE:** Started all 12 games as **senior**...totaled 32 tackles, 26 solo, 11 passes defended and one int...had four solo tackles apiece vs. Arizona and Michigan...had five tackles, four solo, vs. Iowa...had one int. vs. Miami...participated in



Senior Bowl...started all 12 games as **junior**...posted 24 tackles, 22 solo, nine passes defended, one FF...had six ints., tied for the Big Ten lead and fifth nationally...was 2-9 PR...saw action on team-high 753 snaps...had int. vs. Ohio State, Purdue and Michigan...had 55t int. vs. Michigan State...had three solo tackles, one FF and one FR vs. Purdue...The Sporting News All-American third-team...All-Big Ten first-team...started five games as **sophomore**...recorded 34 tackles, 27 solo, and one int...led team with 11 passes defended...had eight solo tackles and one pass defended vs. Ohio State...made four tackles in first career start at Northwestern and six apiece vs. Michigan and Michigan State...had first career int. vs. Michigan...played in all 12 games as **freshman**...saw action on defense and special teams...posted five solo tackles, two passes defended and was 2-18 PR...had two blocked punts at Michigan...saw action on basketball team as reserve guard...majored in business logistics.

**PERSONAL:** Full name is David Thurman Macklin...born in Newport News, Va....attended Menchville High School...was four-year starter...ran for more than 2,000 yards and 28 TDs as RB and DB...was first-team all-conference and all-district on both offense and defense...was four-year starter on basketball squad, scoring 1,000 career points...also lettered in track...single...resides in Newport News, Va.

### CAREER STATISTICS


YEAR	ST/PL	SOLO	AST	TOT	SKS	PD	FF	FR	INTS	YDS	AVG	LG	TD
2000	2/16	24	3	27	0.0	9	0	0	2	35	17.5	35	0
<b>TOTAL</b>	<b>2/16</b>	<b>24</b>	<b>3</b>	<b>27</b>	<b>0.0</b>	<b>9</b>	<b>0</b>	<b>0</b>	<b>2</b>	<b>35</b>	<b>17.5</b>	<b>35</b>	<b>0</b>

#### CAREER BEST INTERCEPTIONS

<b>Number:</b>	1 vs. Detroit	10/29/00
	at NY Jets	12/ 3/00
<b>Yards:</b>	35 at NY Jets	12/ 3/00
<b>Longest:</b>	35 at NY Jets	12/ 3/00



**DB-David Macklin in his first career start October 15 at Seattle.**



# PEYTON MANNING

**Quarterback**

6-5 230

Tennessee

4th Year With Colts

Draft-1, 1998 (1st overall)

Born: March 24, 1976

# 18

**GAMES STARTED/PLAYED:** (1998, 16/16); (1999, 16/16); (2000, 16/16) Total 48/48

**CAREER NOTES:** QB-Peyton Manning has produced totals in first three seasons that rank among the best in NFL history...**1998:** 326-575-3,739, 26 TDs/28 ints., 71.2 rating; **1999:** 331-533-4,135, 26 TDs/15 ints., 90.7 rating; **2000:** 357-571-4,413, 33 TDs/15 ints.; **TOTAL:** 1014-1679-12,287, 85 TDs/58 ints., 85.4 rating)...Manning owns the three best seasonal passing yardage seasons in Colts history (4,413, 2000; 4,135, 1999; 3,739, 1998)...also owns the three best seasonal passing marks for attempts (575, 1998; 571, 2000; 533, 1999), completions (357, 2000; 331, 1999, 326, 1998) and most games with TD pass (15, 1998; 15, 2000; 14, 1999)...became the only player in NFL history with 3,000 passing yards in each of his first three seasons and the only Colt with three consecutive 3,000+ yards seasons...he became the fifth quarterback in NFL history to throw for 4,000 yards in consecutive seasons (Brett Favre, Green Bay, 1998-99; Dan Fouts, San Diego, 1979-81; Dan Marino, Miami, 1984-86; Warren Moon, Houston, 1990-91 and 1994-95) and only the seventh quarterback in NFL history to record multiple 4,000 passing seasons...Manning joined John Unitas (39,768) and Bert Jones (17,663) as only Colts QBs to throw for 12,000+ yards...Manning has started the last 48 games and produced 26 career starting wins, third-most in Colts history (116, Unitas; 46, Jones)...Manning's starting record is 26-22 despite starting his career 3-13 as a rookie in 1998...23 wins as a starter over the last two seasons is tops in the NFL...the 48-game starting streak is second-longest currently in the NFL (141, Favre) and ranks second for most cons. starts by a QB in club history (92, Unitas, 1958-65)...in first three seasons, Manning ranks among the NFL's top 10 career passing yardage leaders and all quarterbacks taken as the first pick in the NFL Draft since 1970, Manning is the leader in starts (48), completions (1,014) and yards (12,287), while ranking second in attempts (1,756, Drew Bledsoe, NE, 1993-95) and touchdowns (98, Dan Marino, Mia., 1983-85), and third in completion percentage (63.8, Joe Montana, SF, 1979-81; 61.0, Dan Marino, Miami, 1983-85)...Manning reached 4,000 passing yards in 17 games, 5,000 in 21 games, 6,000 in 24 games and 7,000 in 29 games, 8,000 in 33 games, 9,000 in 36 games, 10,000 in 39 games, 11,000 in 43 games and 12,000 in 47 games, the fastest streaks in Colts history (the prior record to 4,000 was 23 games by Jeff George; 5,000 was 27 games by Unitas; 6,000 was 34 games by Unitas and George; 7,000 was 39 games by Unitas, 8,000 was 44 games by Unitas, 9,000 was 47 games by Unitas, 10,000 was 51 games by Unitas, 11,000 was 55 games by Unitas, 12,000 was 58 games by Unitas)...Manning ranks third in Colts history for career attempts, completions, yards and touchdowns...Manning has earned Pro Bowl honors in two of his three seasons, joining Unitas, Earl Morrall, Bert Jones and Jim Harbaugh as Colts Pro Bowl quarterbacks...Manning has nine career fourth-quarter comeback wins, including four fourth-quarter game-winning drives...Manning has 12 career 100+ rating games, including a perfect rating of 158.3 vs. New England 10/22/00...the Colts are 9-3 in those 12 games...Manning has 11 300+ efforts in 48 career games, 2nd in Colts history (26, Unitas)...Manning ranks first in Colts history with 12 career 40+ attempt games...Manning has 200+ passing yards in 37 of 48 games, 250+ yards in 26 games, 300+ yards in 11 games, 350+ yards in 4 games and 400+ yards in 2 games...he has never attempted fewer than 20 passes in a game at times...Manning has 50+ comp. pct. games 44 of 48 times, 55+ comp. pct. games 37 times and 60+ comp. pct. games 20 times...Manning has 20+ completions in 31 of 48 career games, ranking 2nd in Colts history behind Unitas (35) in career 20+ completion games...Manning has TD passes in 44 of 48 career games to rank 3rd in Colts history in games with TD passes (144 in 206 career games, Unitas; 68 in 98 career games, Jones)...the Colts have scored 30+ points 15 times under the direction of Manning, including a career-high seven times in 2000...Manning's career Red Zone TD:Int ratio is 47:5...Manning has taken every snap in 46 of 48 games...he has taken 2,966 of 2,987 snaps in his first three seasons...he took all 982 of the team's snaps in 1998, 958 of the team's 979 snaps in 1999 and all 1,026 of the team's snaps in 2000...he took 1,590 cons. snaps to open career before sitting out final quarter at Philadelphia 11/21 after club took 44-3 lead...Manning is the only Colts QBs to ever start 16 games in a season three times...Manning is the only QB in Colts history to take every snap for the duration of an entire season and he has done it twice...the Colts have had three consecutive seasons of 5,000+ net yards offense (5,116, 1998; 5,726, 1999; 6,141, 2000)...the club finished with a club-record 6,141 net yards, marking the only time in club history a team has surpassed 6,000+ net yards...those are three of only eight 5,000+ seasons in club history...in 44 games, Manning and WR-Marvin Harrison have hooked up 276 times for 3,852 yards and 33 TDs...the duo's 33 hookups rank T2nd-most among active TD duos in the NFL and rank as 4th-most in club history by a QB/receiver tandem...the duo has hooked up seven times for 50+ yards...Manning has completed passes to seven different players seven times in his career and with eight different players on two occasions (11/8/98 at Miami; 11/29/98 at Baltimore).

**2000:** Manning totaled 357-571-4,413, 33 TDs/15 ints., 94.7 rating and earned his second consecutive trip to the Pro Bowl...Manning led the Colts to playoffs for the second consecutive season...Manning set the club's single-season record for passing yards, completions, 300+ games (5) and touchdowns...33 TD passes broke John Unitas' record of 32 in 1959...Manning recorded TD passes in 15 games, tying his club record 15 games in 1998...Manning ranked 1st in NFL passing yards, 1st in NFL completions and T1st in NFL TDs...he ranked 2nd in AFC rating, 6th in NFL, 2nd in AFC attempts, 3rd in NFL and 2nd in AFC comp. pct., 5th in NFL...he threw a career-high six 50+ yard TD passes...33 TD passes by Manning marked the 15th 20+ TD season by a Colts QB (8, Unitas - 32, 1959; 25, 1960; 24, 1957; 23, 1962, 1965; 22, 1966; 20, 1963, 1967; 3, Jones - 24, 1976; 23, 1980; 21, 1981; 3, Manning - 26, 1998; 26, 1999; 1, Morrall - 26, 1968)...Unitas (1959-60, 62-63, 65-67), Jones (1980-81) and Manning (1998-00) are the only Colts with cons. 20+ TD passing seasons...Manning directed a Colts offense that ranked 3rd in NFL net yards, 2nd in AFC, 4th in NFL points, 3rd in AFC...the Colts had 300+ net yards in 14 of 16 games, 325+ yards in 13 of 16 games, 350+ yards in 12 of 16 games, 375+ yards in 9 of 16 games and 400+ yards in 6 of 16 games...the trio of Manning, RB-Edgerrin James (387-1,709, 13 TDs rushing/63-594, 5 TDs receiving, 2,303 yards from scrimmage) and WR-Marvin Harrison (102-1,413, 14 TDs receiving) became the first triumvirate to post 4,000-1,000-1,000 numbers in consecutive seasons...Manning led the NFL in passing and James won his second cons. NFL rushing title, marking only the second time in NFL history (1937, Washington, RB-Cliff Battles, QB-Sammy Baugh) that one team had the passing and rushing champion...Manning was 22-32-273, 1 TD/1 int., 92.3 rating, at Kansas City 9/3 in season-opening win...there have been eight QBs selected with the first overall pick in the draft since 1970 and Manning became the only one to win in his debut at Arrowhead Stadium...he set a career-high for completions the following week with 33-48-367, 3 TDs/2 ints., 94.7 rating vs. Oakland 9/10...he recorded 14 cons. completions in the 1st half vs. Oakland, the 2nd-longest streak in club history (17, Bert Jones, vs. NYJ, 12/15/74)...in first career MNF game, Manning totaled 23-36-440, 4 TDs, 143.3 rating vs. Jacksonville 9/25...440 yards set new franchise-record and eclipsed his old record of 404 yards at San Diego 9/26/99...it marked only 3rd 400+ game in club history (401, John Unitas, 9/17/67 vs. Atlanta) and he set club records on MNF for completions, yards and TDs...Manning was named AFC Offensive Player-of-the-Week and Miller Lite Player-of-the-Week for his performance...Manning (16-27-187, 2 TDs/1 int.) recorded fourth career 4th-qtr. game-winning drive at Buffalo 10/1...he led the club on an eight-play 42-yard drive with 1:08 remaining to set up a 45-yard game-winning FG by K-Mike Vanderjagt...Manning was 31-54-334, 1 TD/3 ints. at New England 10/8...he was 20-30-281, 1 TD, 107.7 rating at Seattle 10/15...Manning totaled 16-20-268, 3 TDs, 158.3 rating vs. NE 10/22, his first career perfect rating...he hooked up with WR-Marvin Harrison for 51 and 78t scoring plays...the 78t tossed tied for the 2nd-longest of career (80, at Phil., 11/21/99; 78t, vs. New Orleans, 9/27/98)...20 atts. vs. Patriots marked only time in his career he has attempted fewer than 23 passes in a game...posted 80.0 comp. pct. vs. Patriots becoming only the 4th QB in club history (done 5 times) to post 80.0 comp. pct. with a minimum 15 attempts...he was 22-33-288, 3 TDs/2 ints., 99.0 rating vs. Detroit 10/29...Manning engineered club to 23-15 victory vs. NYJ 11/12 with 21-35-210, 1 TD...Manning totaled 25-44-294, 3 TDs/1 int., at Green Bay 11/19...he was 27-51-339, 2 TDs/2 ints., at NYJ 12/3, extending his streak of TD passes to 13 cons. games...it marked the 2nd-longest streak of his career (27 games) and marked only the 6th time in franchise history a QB has thrown a TD pass in 10+ cons. games...Manning tallied 21-28-206, 1 TD, 107.1 rating at Miami 12/17...added 4t rush for third career rushing TD...he concluded regular season vs. Minnesota 12/24 by totaling 25-36-283, 4 TDs/1 int., 118.2 rating...it marked second game in 2000 he tossed 4 TDs and he became first Colts' QB to throw for 4 TD passes twice in a season since Unitas (1966). **POST-SEASON:** Started at QB at Miami 12/30 and totaled 17-32-194, 1 TD...hooked up with WR-Jerome Pathon for 17t strike for first career post-season TD pass.

**1999:** Manning earned first trip to the Pro Bowl as he totaled 331-533-4,135, 26 TDs/15 ints., 90.7 rating...rebounded from 3-13 starting record in 1998 to post 13-3 record in 1999...the 10-game improvement marked the best one-season turnaround by any team in the NFL's 80 seasons...Manning helped direct the Colts to the AFC Eastern Division title, and he helped lead the club to 423 points, the NFL's third-highest total...Manning helped the Colts tie franchise records for consecutive wins (11; 1964, 1975-76) and most wins in a season (13, 1968)...Manning's totals in completions, attempts and yards in both 1998 and 1999 ranked as the best seasonal totals in club history...Manning was the 4th-youngest QB selected for his first Pro Bowl since the AFC-NFC format was instituted in 1971...Manning was 23 years, 10 months and 13 days old, and he ranked behind only Marino (1984, Miami, 22-4-14), Bledsoe (1995, New England, 22-11-22) and Favre (1993, Green Bay, 23-3-28) as the youngest first-time Pro Bowl signal-callers...Manning ended rookie season with touchdown passes in 13 consecutive games, the longest rookie streak in NFL history, then extended the mark to 27 straight games before ending at Cleveland 12/26...the 27-game streak tied for fourth-longest in NFL history (47, Unitas, 1956-60; 30, Marino, 1985-87; 28, Dave Krieg, Seattle, 1983-85; 27, Chris Chandler, Atlanta, 1997-99)...it marked only the 12th 20-game streak in NFL history...he produced six fourth-quarter comebacks in 1999 to set a club seasonal record...Manning helped direct the club to 60 'big' plays (19 rushes of 15+ yards; 41 passes of 25+ yards) in 1999...he teamed with James (369-1,553, 13 TDs rushing/62-586, 4 TDs receiving, 2,139 yards from scrimmage) and Harrison (115-1,663, 12 TDs) to produce only the NFL's second offense ever that boasted 4,000-1,500-1,500 performers (1995 Detroit: Scott Mitchell (4,338)-Barry Sanders (1,500)-Herman Moore (1,686)...Manning, Harrison and James became the 1st Colts QB-RB-WR Pro Bowl trio since Jones-Lydeall Mitchell-Roger Carr in 1976...for the second straight year, a Manning QB-led offense helped produce a 2,000+ yards from scrimmage player (2,227, RB-Marshall Faulk, 1998; 2,139, James, 1999), while Harrison produced only the 26th 100+ reception season in NFL history...in 1999, Manning ranked 1st in AFC completions, 3rd in NFL, 2nd in AFC attempts, 4th in NFL, 1st in AFC completion percentage (62.1), 2nd in NFL, 1st in AFC yards, 3rd in NFL, 1st in AFC yards per attempt (7.76), 4th in NFL, 1st in AFC touchdown passes, 3rd in NFL...Manning's 90.7 rating ranked 1st in AFC, 4th in NFL...Manning was 21-33-284, 2 TDs/ ints. vs. Buffalo 9/12/99 to gain first opening-day win, 31-14...he was 18-30-223, 3 TDs/2 ints. at New England 9/19...he was 29-54-404, 2 TDs/1 int. at San Diego 9/26

in 27-19 win...Manning set Colts single-game yardage total at SD and joined Unitas (401 vs. Atlanta 9/17/67) as the only Colts QBs with 400+ career games...Manning became the 6th-youngest NFL player at age 23 to notch a 400+ game (4 times, Marino, Miami, 1984; 2 times, Bernie Kosar, Cleveland, 1986 and Bledsoe, New England, 1994; 1 time, Jacky Lee, Houston, 1961 and David Woodley, Miami, 1981)...54 atts. marked 3rd-most in club history (59, George at Wash. 11/7/93; 57, Trudeau vs. NYJ 9/28/86), but it was the only one of those outings that produced a Colts win...he had 1st career TD rush (12t) at San Diego...Manning earned AFC Off. Player-of-the-Week for game at San Diego, his 2nd such nomination (also 11/15/98 vs. NYJ, 24-23 win)...Manning was 17-24-274, 3 TDs/1 int. vs. Miami 10/10...he was 21-35-210, 1 TD/int. at NYJ 10/17...he was 17-33-284, 2 TDs/1 int. vs. Cincinnati 10/24...he was 22-34-313, 1 TD vs. Dallas 10/31...Manning was 21-33-290, 1 TD/int. vs. KC 11/7 (with 71 rush) and was 20-35-237, 2 TDs/1 int. at NYG 11/14...he was 16-26-235, 3 TDs at Philadelphia 11/21 and 23-31-198, 1 TD/2 ints. vs. NYJ 11/28...he was 23-29-260, 1 TD/2 ints. at Miami 12/5...he directed game-winning drive in final 30 seconds (16- and 18-yard passes to Harrison to set up 53-yard field goal at gun)...he was 15-27-186, 2 TDs vs. New England 12/11...he was 23-37-298, 2 TDs/1 int. vs. Washington 12/19 as club clinched division title...he was 27-43-276 at Cleveland 12/26, directing club to 10 fourth-quarter points in 29-28 win...he was 18-29-163 at Buffalo 1/2...wins at NYJ, vs. Dallas, vs. Kansas City, vs. Washington and at Cleveland were fourth-quarter triumphs...Manning's six fourth-quarter comeback wins in 1999 surpassed the prior seasonal-most held by Trudeau (4, 1989)...the other seasonal-mosts in Colts history are 3 by Unitas (1958, 1959, 1961, 1962, 1963, 1967, 1970), Pagel (1983), George (1990); Trudeau (1992) and Harbaugh (1995)...the prior club seasonal-mosts prior to 1999 were 5 in 1989 and 1990 and 4 in 1992...Manning had a long completion exceeding 40 yards in 9 of 16 games and did not had a game with a completion shorter than 23 yards. **POST-SEASON:** Manning was 19-42-227 vs. Tennessee 1/16/00 in AFC Divisional Playoffs, plus had 15t rush. **1998:** Was 326-575-3,739, 26 TDs/28 ints., 71.2 rating to cap the finest rookie season in NFL history...Manning set Colts and NFL rookie records in completions, attempts, yards, touchdowns and cons. games with a TD pass (13)...Manning's completions, attempts and yards surpassed QB-Rick Mirer (274-486-2,833, Seattle, 1993) as NFL rookie seasonal-bests, while his touchdowns and cons-games with a TD pass broke the 50-year old NFL rookie marks of QB-Charlie Conerly (22, 9, NY Giants, 1948)...Manning's totals broke the club rookie marks of Jack Trudeau (204-417-2,225, 1986) and Jeff George (16 TDs, 1990) as well as the club seasonal marks of George (292-485, 1991) and Unitas (3,481, 1963)...Manning also set NFL rookie records with 4 300+ and 4 3-TD games...Manning became the Colts' 5th opening day rookie starter vs. Miami 9/6 and joined 8 other Colts QBs who earned starts during their rookie season...Manning joined George Shaw (9/25/55 vs. Chi., 23-17 W), Bert Jones (9/16/73 at Clev., 24-14 L), Mike Pagel (9/12/82 vs. NE 24-13 L and George (9/9/90 at Buf., 26-10 L) as the club's only opening-day rookie starting QBs... Manning (22 years, 5 months, 13 days) was the 7th-youngest opening-day rookie starter in NFL history, just behind his father, Archie, the NFL's 6th-youngest in that category (22 years, 4 months, New Orleans, 1971)...Manning attempted every pass by the Colts over the 1st 15 games and finished with 575 of club's 576 atts. (WR-Torrance Small was 0-1 vs. Carolina 12/27)...Manning ranked 1st in AFC, 3rd in NFL with 3,739 passing yards (4,212, Brett Favre, GB; 4,170, Steve Young, SF)...575 attempts ranked 1st in NFL...Manning joined Unitas (1957, 1959, 1960, 1961) as the only Colts to lead the league in attempts...Manning ranked 1st in AFC, 2nd in NFL in completions (347, Favre)...Manning ranked 2nd in AFC, 5th in NFL, with 26 TD passes (36, Young; 34, Randall Cunningham, Min.; 31, Favre; 29, Vinny Testaverde, NYJ) and fell just shy of joining QBs-Harry Newman (11, NY Giants, 1933) and Bob Waterfield (14, LA, 1945) as the only rookies to tie or lead his conference or league in TD passes...Manning set the NFL rookie record and the Colts' seasonal marks with TD passes in 15 different games (missing only 9/20 at NYJ)...the previous club record was 13 different games by Morrall in 1968...TD passes in 13 cons. games ranked 2nd-best in Colts history (47, Unitas, G10-1956 to G10-1960, the NFL record)...Manning produced the 3rd 300+ opening-day yardage outing in club history with 21-37-302, 1 TD/3 ints. outing vs. Mia...Manning joined Unitas (401 vs. Atl. 9/17/67) and George (301 vs. NE 9/1/91) as the only Colts 300+ opening-day passers...he posted only the 4th 300+ game by a Colts rookie (359, Trudeau at NYJ 11/16/86; 315, Trudeau vs. NO 10/12/86; 314, Unitas at Det. 11/18/56)...Manning was 19-32-309, 1 TD/3 ints. vs. NO 9/27 to tie Trudeau as the only Colts rookie QBs with multiple 300+ games as a rookie...Manning hit RB-Marshall Faulk on a 78t pass vs. NO, the 2nd-longest TD pass by a Colts rookie (84t, Trudeau to WR-Bill Brooks at SF 10/5/86)...he was 12-23-137, 1 TD/int. vs. SD 10/4 to notch his 1st career starting victory...he was 21-40-235, 2 TDs/int. vs. Buf. 10/11...he was 18-30-231, 3 TDs, 117.5 rating at SF 10/18 to tie the club rookie record for most TD passes in a game (Unitas vs. Rams 11/25/56; George at Cin. 11/25/90 and vs. Wash. 12/22/90)...he was 30-52-278, 2 TDs/int. vs. NE 11/1 to post only the 5th 30+ comp. day in club history, the 1st by a Colts rookie...he was 26-44-276, 3 TDs/2 ints. vs. NYJ 11/15 to join George as the only Colts rookie QBs to post multiple 3-TD games...Manning directed a late 15-play, 80-yard drive that culminated with a 14t strike to TE Marcus Pollard with :24 left to notch his 1st career 4th-qt. comeback win...Manning earned AFC Offensive Player-of-the-Week honors for game vs. NYJ, making him only the 6th rookie QB to gain the award since its inception in 1984...Manning was 27-42-357, 3 TDs/1 int. at Balt. 11/29 to set club rookie records with 3rd 300+ game (2 yards shy of Trudeau's rookie-best 359 yards) and 3rd 3-TD game (2 by George in 1990)...Manning was 17-26-210, 3 TDs, 128.7 rating vs. Cin. 12/13...he was 23-39-335, 1 TD/int. at Sea. 12/20 for his 4th 300+ game...Manning ended season vs. Car. with 17-34-225, 1 TD/2 ints. and had TD passes in 13 cons. games, extending his NFL rookie record for most cons. games with a scoring pass...Manning set the record by passing 19-27-159, 2 TDs/int. at Atl. 12/6...Manning had shared the mark with Conerly (9, NYG, 1948)...Manning surpassed the NFL rookie mark since 1970 in that category with 14-29-164, 1 TD/2 ints. at Buf. 11/22...he had shared that mark at 7 cons. games with QBs-Jim Plunkett (NE, 1971), David Woodley (Miami, 1980) and Dan Marino (Miami, 1983).

**HONORS:** 1998: Pro Football Weekly, College and Pro Football Weekly, Football News and Football Digest NFL All-Rookie First-Team...AFC Offensive Player-of-the-Week (11/15 vs. NY Jets). 1999: Pro Bowl Starting

QB...Associated Press, College and Pro Football Weekly and Football Digest NFL All-Pro Second-Team...Football News and Pro Football Weekly All-AFC Team...Football News AFC Player-of-the-Year...Kansas City Committee of 101 AFC Offensive Player-of-the-Year...AFC Offensive Player-of-the-Week (9/26 at San Diego)...All-Madden Team...Phil Simms Ironman Team...Miller Lite Player-of-the-Year Finalist...NFL-most Pro Bowl fan votes (124,346) **2000**: Pro Bowl...Associated Press NFL All-Pro Second-Team...All-Madden Team...All-Monday Night Football Team...AFC Offensive Player-of-the-Week (9/25 vs. Jacksonville; 12/24 vs. Minnesota)...Miller Lite NFL Player-of-the-Week (9/25 vs. Jacksonville)...3rd-most Pro Bowl fan votes (187,412).

**COLLEGE**: Four-year starter...saw action in 48 games with 45 starts...set 33 school records, 8 SEC records and two NCAA marks...set SEC career records for wins as starting quarterback (39-6), completions (863), passing yards (11,201), total offense (11,020), completion percentage (62.49%), interception percentage (2.39%) and 300+ outings (18)...set NCAA records for lowest career int. pct. (2.39%; 33 of 1,381 atts.) and lowest single-season int. pct. (1.05%; 4 of 380 atts. in 1995)...ranked 3rd in NCAA history in passing yards and total offense, 5th in completions 4th in TDs (89), 8th in attempts (1,381) and 11th in career QB rating (147.11)...posted 26-4 record as starter in SEC games...was three-time Academic All-America honoree...started 13 games as **senior** and helped team to SEC Championship, and 11-2 record...set SEC seasonal record for total offense (3,789) while setting school marks for seasonal completions (287), attempts (477), yards (3,819) and TDs (36)...posted nine 300+ outings...named MVP of SEC Championship Game after totaling 25-43-373, 4 TDs/2 ints., with 731 and 46t passes, in 30-29 win over Auburn...named CNN/SI National Player-of-the-Week and SEC Offensive Player-of-the-Week after 25-35-523, 5 TDs, with 66t, 59t and 50t strikes, in 59-31 win at Kentucky...set school record with 12 consecutive completions...was 35-53-399, 4 TDs passing with 11 rush vs. Southern Miss...Sullivan Award for nation's top amateur athlete based on character, leadership, athletic ability and the ideals of amateurism, only 4th collegiate football player honored in award's 69-year history...Maxwell Award for College Football Player-of-the-Year...Heisman Trophy runner-up...Football News National Offensive Player-of-the-Year...Davey O'Brien Award for top quarterback...Johnny Unitas Golden Arm Award and for top senior quarterback...AP, Football News, Walter Camp, FWAA, and AFCA All-America 1st-team...AP and Football News SEC Player-of-the-Year...AP, Football News and Coaches All-SEC...National Football Foundation, NASDAQ and American Honda National Scholar-Athlete of the Year...GTE Academic All-America 1st-team...SEC and AFCA "Football Good Works Team" for community service...Academic All-SEC...started 12 games as **junior** and helped team to 10-2 record...was 243-380-3,287, 20 TDs/12 ints...had five 300+ outings...named MVP of 48-28 Citrus Bowl win over Northwestern after posting 27-39-408, 4 TDs passing...set school single-game records for completions and attempts with 37-65-492, 4 TDs vs. Florida...named SEC Offensive Player-of-the-Week twice: 31-41-371, 2 TDs at Georgia and 27-36-362, 2 TDs at South Carolina...AP, Football News All-America 3rd-team...AP, Football News, Coaches All-SEC 2nd-team...GTE Academic All-America 2nd-team...American Honda and CFA Scholar-Athlete Team...Academic All-SEC...started 12 games as **sophomore** and led team to 11-1 record...was 244-380-2,954, 22 TDs/4 ints. passing...added five rushing TDs...had four 300+ outings...named Sporting News National Player-of-the-Week and SEC Offensive Player-of-the-Week after 35-46-384, 4 TDs/1 int., with 55t pass, at Arkansas...had 70t pass, 1t rush and had school record streak of 132 consecutive passes without int. end at Kentucky...was 20-35-182, 1 TD, with 47t strike, in 20-14 Citrus Bowl win over Ohio State...AP All-America third-team...Coaches All-SEC first-team...AP All-SEC 2nd-team...GTE Academic All-America 2nd-team...Academic All-SEC...saw action in 11 games as **freshman** with eight starts...started final eight games...totaled 89-144-1,141, 11 TDs/6 ints. passing with one rushing TD...posted 7-1 record as starter...was 12-19-189, 1 TD in 45-23 Gator Bowl victory over Virginia Tech...named SEC Freshman-of-the-Year...graduated cum laude in three years (3.61 GPA) with major in speech communication.

**PERSONAL**: Full name is Peyton Williams Manning...born in New Orleans, La....attended Isidore Newman High School...helped team to 34-5 record during three seasons as starter...career passing totals included 452-761-7,207, 92 TDs...named Gatorade Circle of Champions National Player-of-the-Year and Columbus (Ohio) Touchdown Club National Offensive Player-of-the-Year as senior after totaling 168-265-2,703, 39 TDs passing...named 1997 NCAA Top VIII for Outstanding Senior Student-Athlete in Athletics, Academics and Community Service...named one of 10 outstanding young Americans by the United States Junior Chamber of Commerce on January 9, 1999, in Washington, D.C....in 2000, the *Indianapolis Business Journal* named Manning one of the area's Top 40 leaders under 40 years of age and *Nuvo Magazine* named Manning the Best Professional Athlete in Indianapolis...has been honorary chairman of Indiana CASA's annual fund drive and has contributed a flag football game the last three years pitting "Peyton's Pals", a team of CASA foster children against another team of youth from Indianapolis area community centers...formed the *PeyBack* Foundation in 1999 to promote the future success of disadvantaged youth by helping programs that provide the necessary leadership and growth opportunities for youth at risk...the *PeyBack* Foundation makes sizable donations to various organizations in Indiana and Tennessee and donates tickets to various sporting events and concerts throughout the year...in 2000, the foundation played Santa Claus to approximately 1,500 Indianapolis boys and girls who were in foster care or in residential treatment facilities during the holiday season by giving each person a new football or basketball...foundation made significant contribution to restoration project to Dryeas Street YMCA in New Orleans...a portion of every box of cereal named after him, "Peyton O's", was donated to the *PeyBack* foundation to further his efforts to help kids at risk...organized the first-ever *PeyBack* Classic in 2000, allowing all five Indianapolis Public Schools to play in the RCA Dome...Manning donated \$50,000 from the proceeds to each school's athletic programs...is only active player ever to serve on NCAA Foundation Board of Directors...in addition to his board responsibilities, Manning is the national spokesperson for the NCAA's major character education program slated to be instituted in elementary's schools across the country...awarded 2001 American Dream award by the Hudson Institute for his work with the *PeyBack* Foundation...participated in the third-annual Reggie Bowl to benefit the Reggie Miller Foundation...helped promote the I.S.T.E.P. exam for the Indiana Department of Education...a portion of tuition fees from the Manning Passing Academy are donated to Special Olympics of Louisiana and the Fellowship of Christian

Athletes...along with St. Vincent Hospitals and Health Services in Indianapolis, Ind., helped create "Peyton's Playbook" a kid's guide to healthy living and the importance of making the right decisions...national spokesperson for CAS (Court Appointed Special Advocates)...Archie, was All-America (1969, 1970) at Ole Miss and had 14-year NFL career with New Orleans (1971-82), Houston (1982-83) and Minnesota (1983-84)... Manning and his wife, Ashley, reside in Indianapolis, Ind.

## CAREER STATISTICS

Year	ST/PL	PASSING							RUSHING				
		Att-Comp.	Yds.	Pct.	TD	Int.	LG	Rat.	No.	Yds.	Avg.	LG	TD
1998	16/16	575-326	3739	56.7	26	28	78†	71.2	15	62	4.1	15	0
1999	16/16	533-331	4135	62.1	26	15	80†	90.7	35	73	2.1	13	2
2000	16/16	571-357	4413	62.5	33	15	78†	94.7	37	116	3.1	14	1
<b>TOTAL</b>	<b>48/48</b>	<b>1679-1014</b>	<b>12287</b>	<b>60.4</b>	<b>85</b>	<b>58</b>	<b>80†</b>	<b>85.4</b>	<b>87</b>	<b>251</b>	<b>2.9</b>	<b>15</b>	<b>3</b>

### CAREER BEST

PASSING	
<b>Attempts:</b>	54 at San Diego 9/26/99 at New England 10/8/00
<b>Completions:</b>	33 vs. Oakland 9/10/00
<b>Yards:</b>	440 vs. Jacksonville 9/25/00
<b>Longest:</b>	80† at Philadelphia 11/21/98
<b>TDs:</b>	4 vs. Jacksonville 9/25/00 vs. Minnesota 12/24/00

RUSHING	
<b>Number:</b>	6 vs. Jacksonville 9/25/00
<b>Yards:</b>	26 at NY Jets 9/20/98 vs. NY Jets 11/28/99 vs. Miami 11/26/00
<b>Longest:</b>	15 vs. NY Jets 11/15/98
<b>TDs:</b>	1 at San Diego 9/26/99 vs. Kansas City 11/7/99 at Miami 12/17/00



**QB-Peyton Manning set a Colts record with 4,413 passing yards in 2000. With three-year numbers of 1,014 completions, 1,679 attempts, 12,287 yards and 85 touchdowns, he is one of the most productive quarterbacks in NFL history when measured by career opening three-year totals.**

## 1998 GAME-BY-GAME PASSING

Date	Opponent	Att.	Comp.	Yds.	Pct.	TD	Int.	LG	Tkd.	Rat.	Result
9/ 6	Miami	37	21	302	56.8	1	3	42	4-29	58.6	L 15-24
9/13	at New Eng.	33	21	188	63.6	1	3	22	2-15	51.1	L 6-29
9/20	at N.Y. Jets	44	20	193	45.5	0	2	22	1- 3	39.3	L 6-44
9/27	New Orleans	32	19	309	59.4	1	3	78†	4-17	63.2	L 13-19(ot)
10/ 4	San Diego	23	12	137	52.2	1	1	27	0- 0	66.8	W 17-12
10/11	Buffalo	41	20	235	48.8	2	2	26	0- 0	62.6	L 24-31
10/18	at SF	30	18	231	60.0	3	0	61†	1- 0	117.5	L 31-34
11/ 1	New Eng.	52	30	278	57.7	2	2	24	0- 0	69.5	L 16-21
11/ 8	at Miami	42	22	140	52.4	1	2	18	0- 0	47.7	L 14-27
11/15	N.Y. Jets	44	26	276	59.1	3	2	38†	1- 9	81.3	W 24-23
11/22	at Buffalo	29	14	164	48.3	1	2	30†	0- 0	48.6	L 11-34
11/29	at Baltimore	42	27	357	64.3	3	1	34†	2-13	105.0	L 31-38
12/ 6	at Atlanta	27	19	159	70.4	2	2	30†	0- 0	79.1	L 21-28
12/13	Cincinnati	26	17	210	65.4	3	0	23	0- 0	128.7	W 39-26
12/20	at Seattle	39	23	335	59.0	1	1	53	2- 5	84.9	L 23-27
12/27	Carolina	34	17	225	50.0	1	2	46	5-18	56.6	L 19-27
<b>TOTAL</b>		<b>575</b>	<b>326</b>	<b>3739</b>	<b>56.7</b>	<b>26</b>	<b>28</b>	<b>78†</b>	<b>22-109</b>	<b>71.2</b>	

## 1999 GAME-BY-GAME PASSING

Date	Opponent	Att.	Comp.	Yds.	Pct.	TD	Int.	LG	Tkd.	Rat.	Result
9/12	Buffalo	33	21	284	63.6	2	2	50	0- 0	85.9	W 31-14
9/19	at New Eng.	30	18	223	60.0	3	2	42	0- 0	88.6	L 28-31
9/26	at San Diego	54	29	404	53.7	2	1	46	0- 0	82.6	W 27-19
10/10	Miami	24	17	274	70.8	3	1	43	2-10	130.9	L 31-34
10/17	at NY Jets	35	21	210	60.0	1	1	26	0- 0	74.7	W 16-13
10/24	Cincinnati	33	17	284	51.5	2	1	56†	1- 6	88.4	W 31-10
10/31	Dallas	34	22	313	64.7	1	0	54	1-13	104.0	W 34-24
11/ 7	Kansas City	33	21	290	63.6	1	1	30†	3-34	89.2	W 25-17
11/14	at NY Giants	35	20	237	57.1	2	1	57†	0- 0	85.1	W 27-19
11/21	at Phila	26	16	235	61.5	3	0	80†	1- 8	129.5	W 44-17
11/28	NY Jets	31	23	198	74.2	1	2	23	2-11	74.4	W 13-6
12/ 5	at Miami	29	23	260	79.3	1	2	36	2-19	86.8	W 37-34
12/12	New Eng.	27	15	186	55.5	2	0	52	1- 8	101.8	W 20-15
12/19	Washington	37	23	298	62.2	2	1	37†	1- 7	94.2	W 24-21
12/26	at Cleveland	43	27	276	62.8	0	0	30	0- 0	81.1	W 29-28
1/ 2	at Buffalo	29	18	163	62.1	0	0	30	0- 0	77.2	L 6-31
<b>TOTAL</b>		<b>533</b>	<b>331</b>	<b>4135</b>	<b>62.1</b>	<b>26</b>	<b>15</b>	<b>80†</b>	<b>14-116</b>	<b>90.7</b>	

## 2000 GAME-BY-GAME PASSING

Date	Opponent	Att.	Comp.	Yds.	Pct.	TD	Int.	LG	Tkd.	Rat.	Result
9/ 3	at Kansas City	32	22	273	68.8	1	1	33	1- 6	92.3	W 27-14
9/10	Oakland	48	33	367	68.8	3	2	50†	2-16	94.7	L 31-38
9/25	Jacksonville	36	23	440	63.9	4	0	76†	0- 0	143.3	W 43-14
10/ 1	at Buffalo	27	16	187	59.3	2	1	30	1- 3	89.6	W 18-16
10/ 8	at New Eng.	54	31	334	57.4	1	3	31	2-10	58.7	L 16-24
10/15	at Seattle	30	20	281	66.7	1	0	31	1- 1	107.8	W 37-24
10/22	New Eng.	20	16	268	80.0	3	0	78†	0- 0	158.3	W 30-23
10/29	Detroit	33	22	288	66.7	3	2	31†	1- 7	99.1	W 30-18
11/ 5	at Chicago	39	26	302	66.7	2	1	24	2-21	96.3	L 24-27
11/12	NY Jets	35	21	210	60.0	1	0	22	0- 0	86.6	W 23-15
11/19	at Green Bay	44	25	294	56.8	3	1	34†	4-27	90.5	L 24-26
11/26	Miami	34	16	209	47.1	2	1	32	0- 0	74.3	L 14-17
12/ 3	at NY Jets	51	27	339	52.9	2	2	43†	3-13	70.6	L 17-27
12/11	Buffalo	24	13	132	54.2	0	0	28	2-16	70.1	W 44-20
12/17	at Miami	28	21	206	75.0	1	0	50†	1-11	107.1	W 20-13
12/24	Minnesota	36	25	283	69.4	4	1	52†	0- 0	118.2	W 31-10
<b>TOTAL</b>		<b>571</b>	<b>357</b>	<b>4413</b>	<b>62.5</b>	<b>33</b>	<b>15</b>	<b>78†</b>	<b>20-131</b>	<b>94.7</b>	

**300-YARD GAMES (11)**

Date	Opponent	Att.	Comp.	Yds.	Pct.	TD	Int.	LG	Tkd.	Rat.	Result
9/25/00	Jacksonville	36	23	440	63.8	4	0	76t	0-0	143.3	W 43-14
9/26/99	at San Diego	54	29	404	53.7	2	1	46	0-0	82.6	W 27-19
9/10/00	Oakland	48	33	367	68.7	3	2	50t	2-16	94.7	L 31-38
11/29/98	at Baltimore	42	27	357	64.3	3	1	34t	2-13	105.0	L 31-38
12/ 3/00	NY Jets	51	27	339	52.9	2	2	43t	3-13	70.6	L 17-27
12/20/98	at Seattle	39	23	335	59.0	1	1	53	2-5	84.9	L 23-27
10/ 8/00	at New England	54	31	334	57.4	1	3	31	2-10	58.7	L 16-24
10/31/99	Dallas	34	22	313	64.7	1	0	54	1-13	104.0	W 34-24
9/27/98	New Orleans	32	19	309	59.4	1	3	78t	4-17	63.2	L 13-19(ot)
9/ 6/98	Miami	37	21	302	56.8	1	3	42	4-29	58.6	L 15-24
11/ 5/00	at Chicago	39	26	302	66.6	2	1	24	2-21	96.3	L 24-27

**100+ RATING GAMES (12)**

Date	Opponent	Att.	Comp.	Yds.	Pct.	TD	Int.	LG	Tkd.	Rat.	Result
10/22/00	New England	20	16	268	80.0	3	0	78t	0-0	158.3	W 30-23
9/25/00	Jacksonville	36	23	440	63.9	4	0	76t	0-0	143.3	W 43-14
10/10/99	Miami	24	17	274	70.8	3	1	43	2-10	130.9	L 31-34
11/21/99	at Philadelphia	26	16	235	61.5	3	0	80t	1-8	129.5	W 44-17
12/13/98	Cincinnati	26	17	210	65.4	3	0	23	0-0	128.7	W 39-26
12/24/00	Minnesota	36	25	283	69.4	4	1	52t	0-0	118.2	W 31-10
10/18/98	at San Francisco	30	18	231	60.0	3	0	61t	1-0	117.5	L 31-34
10/15/00	at Seattle	30	20	281	66.7	1	0	39	1-1	107.8	W 37-24
12/17/00	at Miami	28	21	206	75.0	1	0	50t	1-11	107.1	W 20-13
11/29/98	at Baltimore	42	27	357	64.3	3	1	34t	2-13	105.0	L 31-38
10/31/99	Dallas	34	22	313	64.7	1	0	54	1-13	104.0	W 34-24
12/12/99	New England	27	15	186	55.5	2	0	52	1-8	101.8	W 20-15

**3+TOUCHDOWN GAMES (13)**

Date	Opponent	Att.	Comp.	Yds.	Pct.	TD	Int.	LG	Tkd.	Rat.	Result
9/25/00	Jacksonville	36	23	440	63.9	4	0	76t	0-0	143.3	W 43-14
12/24/00	Minnesota	36	25	283	69.4	4	1	52t	0-0	118.2	W 31-10
10/18/98	at San Francisco	30	18	231	60.0	3	0	61t	1-0	117.5	L 31-34
11/15/98	NY Jets	44	26	276	59.1	3	2	38t	1-9	81.3	W 24-23
11/29/98	at Baltimore	42	27	357	64.3	3	1	34t	2-13	105.0	L 31-38
12/13/98	Cincinnati	26	17	210	65.4	3	0	23	0-0	128.7	W 39-26
9/19/99	at New England	30	18	223	60.0	3	2	42	0-0	88.6	L 28-31
10/10/99	Miami	24	17	274	70.8	3	1	43	2-10	130.9	L 31-34
11/21/99	at Philadelphia	26	16	235	61.5	3	0	80t	1-8	129.5	W 44-17
9/10/00	Oakland	48	33	367	68.7	3	2	50t	2-16	94.7	L 31-38
10/22/00	New England	20	16	268	80.0	3	0	78t	0-0	158.3	W 30-23
10/29/00	Detroit	33	22	288	66.6	3	2	31t	1-7	99.0	W 30-18
11/19/00	at Green Bay	44	25	294	56.8	3	1	34t	4-27	90.5	L 24-26

**REGULAR SEASON RECORD AS A STARTER WHEN....**

Games Started:	48	PASS ATTEMPTS	YARDS	INTERCEPTIONS			
Overall:	26-22	Less than 20:	0-0	Less than 200:	5-6	None:	11-2
Home:	16-8	20-29 attempts:	9-4	200-299 yards:	18-8	1 interception:	10-6
Away:	10-14	30-39 attempts:	14-9	300-399 yards:	1-8	2 interceptions:	5-10
On Grass:	5-9	40-49 attempts:	2-6	400 or more:	2-0	3 or more:	0-4
On Turf:	21-13	50 or more:	1-3				
Indoor:	16-10			TOUCHDOWNS	SACKS		
Outdoor:	10-12	COMPLETIONS	None:	2-2	None:	11-8	
vs. AFC:	20-16	Less than 10:	0-0	1 touchdown:	10-8	1 sack:	11-2
vs. NFC:	6-6	10-19 completions:	8-9	2 touchdowns:	7-6	2 sacks:	3-7
Overtime:	0-1	20-29 completions:	18-10	3 or more:	7-6	3 or more sacks:	1-5
		30 or more:	0-3				



**CAREER STATISTICS IN MISCELLANEOUS CATEGORIES**

		<b>Att.</b>	<b>Comp.</b>	<b>Yds.</b>	<b>Pct.</b>	<b>TD</b>	<b>Int.</b>	<b>LG</b>	<b>Tkld.</b>	<b>Rat.</b>
WINS	(26)	844	532	6666	63.0	47	20	80†	20-159	96.2
LOSSES	(22)	835	482	5621	57.7	38	38	78†	36-197	74.4
INDOORS	(26)	873	532	6790	60.9	51	32	78†	32-206	89.5
OUTDOORS	(22)	806	482	5497	59.8	34	26	80†	24-150	81.0
HOME	(24)	807	490	6296	60.7	48	29	78†	30-201	90.0
AWAY	(24)	872	524	5991	60.1	37	29	80†	26-155	81.1
DIVISION	(24)	833	491	5459	58.9	36	35	78†	24-157	75.4
NON-DIVISION	(24)	846	523	6828	61.8	49	23	80†	32-199	95.2
1ST QUARTER		360	237	3168	65.8	23	7	76†	9- 43	106.8
2ND QUARTER		447	276	3033	61.7	20	17	52†	11- 90	80.9
1ST HALF		807	513	6201	63.6	43	24	76†	20-133	92.4
3RD QUARTER		377	230	2943	61.0	16	14	80†	16- 95	84.1
4TH QUARTER		490	269	3123	54.9	26	19	78†	20-128	75.9
OVERTIME		5	2	20	40.0	0	1	20	0- 0	12.5
2ND HALF		872	501	6086	57.4	42	34	80†	36-223	78.8

**MANNING AMONG COLTS QUARTERBACKS**

<b>Attempts</b>	<b>Completions</b>	<b>Yards</b>	<b>Touchdowns</b>	<b>Games</b>
5110 Unitas	2796 Unitas	39768 Unitas	287 Unitas	206 Unitas
2464 Jones	1382 Jones	17663 Jones	122 Jones	98 Jones
<b>1679 Manning</b>	<b>1014 Manning</b>	<b>12287 Manning</b>	<b>85 Manning</b>	61 Trudeau
1536 Trudeau	874 George	9647 Trudeau	49 Harbaugh	53 Harbaugh
1532 George	812 Trudeau	9551 George	47 Morrall	52 George
1230 Harbaugh	746 Harbaugh	8705 Harbaugh	41 Trudeau	51 Morrall
1154 Pagel	587 Pagel	7474 Pagel	41 George	51 Pagel
676 Morrall	363 Morrall	5666 Morrall	39 Pagel	<b>48 Manning</b>

**COLTS SINGLE-SEASON RECORDS**

<b>Completions</b>	<b>Attempts</b>	<b>Yards</b>	<b>Touchdowns</b>
<b>357 Peyton Manning, 2000</b>	<b>575 Peyton Manning, 1998</b>	<b>4413 Peyton Manning, 2000</b>	<b>33 Peyton Manning, 2000</b>
<b>331 Peyton Manning, 1999</b>	<b>571 Peyton Manning, 2000</b>	<b>4135 Peyton Manning, 1999</b>	32 John Unitas, 1959
<b>326 Peyton Manning, 1998</b>	<b>533 Peyton Manning, 1999</b>	<b>3739 Peyton Manning, 1998</b>	<b>26 Peyton Manning, 1999</b>
292 Jeff George, 1991	485 Jeff George, 1991	3481 John Unitas, 1963	<b>26 Peyton Manning, 1998</b>
270 Greg Landry, 1979	457 Greg Landry, 1979	3428 John Unitas, 1967	26 Earl Morrall, 1968

**FOURTH-QUARTER COMEBACK WINS (9)**

<b>Date</b>	<b>Opponent</b>	<b>Down</b>	<b>Won</b>	<b>Go-Ahead Scoring Play</b>	<b>Elapsed</b>	<b>Drive/TOP</b>	<b>Manning Drive Stats</b>
11/15/98	NY Jets	17-23	24-23	14t pass to TE-Marcus Pollard	14:36	15-80/2:40	8-13-93, 1 TD pass
9/26/99	at San Diego	10-19	27-19	12t Manning run	3:19	8-83/2:47	3-6-46 pass; 12t rush
10/17/99	at NY Jets	10-13	16-13	Vanderjagt 27 FG	14:46	10-35/4:18	2-2-8 pass
10/31/99	Dallas	21-24	34-24	40t pass to WR-Marvin Harrison	0:05	7-75/3:31	4-7-76, 1TD pass
11/ 7/99	Kansas City	16-17	25-17	7t Manning run	4:11	6-54/3:04	2-3-17 pass/2-10 rush
12/19/99	Washington	10-13	24-21	1t pass to TE-Ken Dilger	0:04	7-80/3:11	3-4-40 pass
12/26/99	at Cleveland	19-28	29-28	Vanderjagt 21 FG	14:56	11-54/4:08	4-4-23 pass/1-8 rush
10/ 1/00	at Buffalo	15-16	18-16	Vanderjagt 45 FG	0:00	8-42/1:08	3-5-25 pass/1-2 rush
10/22/00	New England	14-23	30-23	3t James run	2:09	6-71/2:22	2-2-13 pass

**FOURTH-QUARTER GAME-WINNING DRIVES (4)**

<b>Date</b>	<b>Opponent</b>	<b>Down/Tied</b>	<b>Won</b>	<b>Clinching Scoring Play</b>	<b>Elapsed</b>	<b>Drive/TOP</b>	<b>Manning Drive Stats</b>
11/15/98	NY Jets	17-23	24-23	14t pass to TE-Marcus Pollard	14:36	15-80/2:40	8-13-93, 1 TD pass
12/ 6/99	at Miami	34-34	37-34	Vanderjagt 53 FG	15:00	4-33/0:36	2- 2-34 passing
12/26/99	at Cleveland	19-28	29-28	Vanderjagt 21 FG	14:56	11-54/4:08	4- 4-23 pass/1-8 rush
10/ 1/00	at Buffalo	15-16	18-16	Vanderjagt 45 FG	0:00	8-42/1:08	3- 5-25 pass/1-2 rush

**NFL'S TOP 10 CAREER LEADING PASSERS AND A THREE-YEAR COMPARISON WITH PEYTON MANNING**

Career Yards	Name	Games	Comp.	Att.	Yards	Pct.	Yd/Att.	TD	Int.	Rating	Years
61,361	Dan Marino	43	871	1427	11431	61.0	8.01	98	44	96.4	1983-85
51,475	John Elway	42	664	1244	8152	53.4	6.55	47	52	69.0	1983-85
49,325	Warren Moon	45	715	1315	9536	54.4	7.25	40	59	69.1	1984-86
47,003	Fran Tarkenton	42	490	906	6903	54.1	7.62	55	57	72.9	1961-63
43,040	Dan Fouts	31	308	626	4254	49.2	6.80	16	36	56.0	1973-75
40,551	Joe Montana	47	500	784	5456	63.8	6.96	35	21	88.0	1979-81
40,239	John Unitas	34	418	762	6055	54.9	7.95	52	34	85.1	1956-58
38,147	Dave Kreig	11	113	192	1344	58.9	7.00	9	7	80.7	1980-82
37,920	Boomer Esiason	41	575	1002	7932	57.4	7.92	54	32	87.5	1984-86
35,467	Jim Kelly	44	804	1351	9771	59.5	7.23	56	45	81.7	1986-88
<b>12,287</b>	<b>Peyton Manning</b>	<b>48</b>	<b>1014</b>	<b>1679</b>	<b>12287</b>	<b>60.4</b>	<b>7.32</b>	<b>85</b>	<b>58</b>	<b>85.4</b>	<b>1998-00</b>

*Italics denote did not begin NFL career as rookie*

**QUARTERBACKS TAKEN AS FIRST OVERALL DRAFT PICKS SINCE 1970  
COMPLETE FIRST THREE SEASON TOTALS**

Name	Games	Comp.	Att.	Yards	Pct.	Yd/Att.	TD	Int.	Rating	Year
<b>Peyton Manning</b>	<b>48</b>	<b>1014</b>	<b>1679</b>	<b>12287</b>	<b>60.4</b>	<b>7.32</b>	<b>85</b>	<b>58</b>	<b>85.4</b>	<b>1998-00</b>
Drew Bledsoe	44	937	1756	10556	53.4	6.01	53	58	67.9	1993-95
John Elway	42	664	1244	8152	53.4	6.55	47	52	69.0	1983-85
Vinny Testaverde	35	551	1111	7454	49.6	6.71	38	63	59.1	1987-89
Troy Aikman	38	618	1055	7082	58.6	6.71	31	46	70.5	1989-91
Jeff George	39	640	1125	7025	56.9	6.24	33	40	70.5	1990-92
Jim Plunkett	42	520	1059	6904	49.1	6.52	40	58	59.9	1971-73
Terry Bradshaw	41	433	899	5556	48.2	6.18	31	58	52.6	1970-72
*Tim Couch	22	360	614	3930	58.6	6.40	22	22	74.6	1999-00
Steve Bartkowski	24	236	511	3135	46.2	6.14	20	37	49.0	1975-77

\*entering third season

**MANNING AMONG THESE NFL QUARTERBACKS FOR FIRST THREE YEARS**

Games	Completions	Attempts	Percentage	Yards	Touchdowns
<b>48 Manning</b>	<b>1014 Manning</b>	1756 Bledsoe	63.8 Montana	<b>12287 Manning</b>	98 Marino
47 Montana	937 Bledsoe	<b>1679 Manning</b>	61.0 Marino	11431 Marino	<b>85 Manning</b>
45 Moon	871 Marino	1427 Marino	<b>60.4 Manning</b>	10556 Bledsoe	56 Kelly
44 Kelly	804 Kelly	1351 Kelly	59.5 Kelly	9771 Kelly	55 Tarkenton
44 Bledsoe	715 Moon	1315 Moon	58.9 Kreig	9536 Moon	54 Esiason

**CAREER TOUCHDOWN PASSES**

**BY TARGETS  
(11 different individuals)**

Marvin Harrison	33
Marcus Pollard	11
Edgerrin James	9
Torrance Small	7
Terrence Wilkins	7
Ken Dilger	6
Marshall Faulk	4
Jerome Pathon	4
E.G. Green	2
Lamont Warren	1
Jim Finn	1

**BY QUARTERS**

<b>FIRST:</b>	<b>23</b>
<b>SECOND:</b>	<b>20</b>
<b>THIRD:</b>	<b>16</b>
<b>FOURTH:</b>	<b>26</b>

**BY STADIUM  
(15 different stadiums)**

RCA Dome	48
Giants	5
Foxboro	5
Pro Player	3
Ralph Wilson	3
Lambeau Field	3
Memorial	3
Veterans	3
3 Com	3
Soldier Field	2
Georgia Dome	2
Qualcomm	2
Kingdome	1
Husky	1
Arrowhead	1



## KEVIN McDOUGAL

**Running Back**

5-11 203

Colorado State

2nd Year With Colts

Free Agent - 2000

Born: May 18, 1977

# 43

**GAMES STARTED/PLAYED: (2000, 0/6) Total 0/6**

**PRO:** Signed as FA on April 28, 2000.

**2000:** Played in six games, primarily on special teams...totaled six special teams tackles, three solo...was inactive at Kansas City 9/3, vs. Detroit 10/29, at Chicago 11/5, vs. NYJ 11/12, at Green Bay 11/19 and vs. Miami 11/26...was placed on injured reserve on 11/28...recorded season-high four special teams tackles, two solo, vs. Jacksonville 9/25...had one special teams tackle apiece at New England 10/8 and vs. New England 10/22.

**COLLEGE:** Played both running back and defensive back in career...career totals included 471-2,898, 26 TDs rushing/28-210, 1 TD receiving and 78 tackles, 60 solo, two FF, one FR and two interceptions... started eight of 10 games as **senior**...led team with 207-1,164, 8 TDs rushing...yardage total ranked fourth on school's seasonal record list...was 8-58 receiving...avg. 122.2 all-purpose ypg. as FB...totaled 22-190, 2 TDs vs. Colorado...posted 28-115, 1 TD rushing vs. Utah...registered 26-200, 1 TD rushing vs. Air Force...Football News All-Mountain West first team...played in seven games with two starts as **junior**... was second on team with 105-547, 4 TDs rushing...added 25-8-52 receiving...totaled 12-82 rushing, including game-winning 321 burst in win over Michigan State...amassed 25-155, 2 TDs rushing vs. UTEP, but suffered injury that sidelined him for four games...played in 12 games with three starts as **sophomore**... totaled 150-1187, 13 TDs rushing and 12-100, 1 TD receiving...scored 84 points, the fourth-highest seasonal total in school history...had 102.8 all-purpose ypg. avg...was 15-127, 1 TD rushing vs. Nevada...posted 11-112 rushing, including 571 run vs. UNLV...totaled 20-255, 3 TDs rushing vs. New Mexico...ranked as second-highest yardage total in school history...played in 11 games with two starts as **freshman**...played both safety positions and saw action at FB late in season...totaled 12 tackles, 11 solo, vs. Oregon...posted career-high 22 tackles, 8 solo, vs. Nebraska...had 10 tackles and one int. vs. Air Force...majored in sociology.

**PERSONAL:** Full name is Kevin John McDougal...born in Denver, Co...attended Arvada West High School...two-time all-state and all-conference selection...rushed for 2,739 yards as senior, third-best seasonal total in Colorado history...also lettered in baseball, leading the state in batting average, HR's and RBIs as senior...single...resides in Arvada, Co.



## STEVE MCKINNEY

**Offensive Guard**

6-4 295

Texas A&M

4th Year With Colts

Draft-4, 1998 (93rd overall)

Born: October 15, 1975

# 76

**GAMES STARTED/PLAYED: (1998, 16/16); (1999, 14/14); (2000, 16/16) Total 46/46**

**2000:** Started all 16 games at LG...played vital role in club allowing only 20 sacks, tied with NYJ for lowest in NFL...the NFL avg. was 39.6...20 sacks allowed are the third-best mark in franchise history (14, 1999; 19, 1969)...Colts allowed 20 sacks in 591 dropbacks (one for every 29.6 attempts), the second-best mark in franchise history (one for every 40 attempts, 1999)...Colts allowed 22 sacks in 598 dropbacks in 1998 and 14 in 560 dropbacks in 1999...thus, the three-year total is 56 in 1,749 dropbacks (one for every 31.2 attempts)...the line has allowed QB-Peyton Manning to be sacked just 56 times in 1,736 dropbacks from 1998-00 (one for every 31 attempts), while allowing him to pass for 4413 (2000), 4,135 (1999) and 3,739 (1998) yards, the three highest seasonal totals in club history...the line paved the way for RB-Edgerrin James to win his second consecutive NFL rushing title...James posted nine 100+ games, including a franchise-record 219 yards at Seattle 10/15...the line has helped James (2,303, 2000; 2,139, 1999) to produce consecutive 2,000+ yards from scrimmage seasons, two of the three highest totals in club history (2,227, Marshall Faulk, 1998). **POST-SEASON:** Started at LG at Miami 12/30.

**CAREER NOTES: 1999:** Started 14 games at LG...inactive 11/21 at Philadelphia and 11/28 vs. NYJ after emergency appendectomy...had not missed a snap in his career until that point...played a key role in season where club allowed franchise record-low 14 sacks in 1999, and club cut sacks allowed from 62 in 1997 to 22 in 1998...14 sacks allowed was the fewest in the NFL in 1999 and it topped the previous seasonal-low of 19 in 1969...the line helped RB-Edgerrin James (369-1,553, 13 TDs rushing/62-586, 4 TDs receiving) become the 13th rookie to win the NFL rushing title and produce Colts seasonal and NFL rookie records with 10 100+ games. **POST-SEASON:** Started at LG vs. Tennessee 1/16. **1998:** Started 16 games at LG...was one of only four NFL rookie OL (RT-Jason Fabini, N.Y. Jets; RT-Ephraim Salaam, Atlanta; LT-Tra Thomas, Philadelphia) to start each game and the only guard...was only fourth OL in club history to earn All-Rookie honors (Chris Hinton, 1983; Ron Solt, 1984; Tarik Glenn, 1997)...played each snap and was member of line that allowed only 22 sacks, the 2nd-lowest total in NFL (19, Dallas), and down from a franchise high of 62 in 1997...Colts set club record with NFL best ratio of one sack allowed per 27.2 pass attempts...Colt allowed one sack per every 9.4 attempts in 1997...helped RB-Marshall Faulk post 324-1,319 rushing and 86-900 receiving for an NFL-high 2,227 total yards from scrimmage...helped Colts post seven 100+ rushing outings.

**HONORS: 1998:** Pro Football Weekly NFL All-Rookie First-Team.

**COLLEGE:** Four-year letterman and three-year starter...started final 32 games of career at LG...started 12 games at LG as **senior** and earned 1st-team All-Big 12 honors...helped offense avg. 205.4 ypg. rushing...started 12 games at LG as **junior** and earned 2nd-team All-Big 12 honors as offense averaged 404.5 ypg.... started final eight games of season at LG as **sophomore**...helped team avg. 376.6 ypg....saw action as reserve defensive end as **freshman**...posted three tackles, two solo...journalism major.

**PERSONAL:** Full name is Stephen Michael McKinney...born in Galveston, Tex....attended Clear Lake (Houston, Tex. High School)...lettered in basketball and saw action as DE and TE in football...named AP All-State as senior...brother Seth, plays football at Texas A&M...McKinney and his wife, Tiffany, reside with their daughter, Jordan (5/24/99), in Indianapolis, Ind.



## ADAM MEADOWS

**Offensive Tackle**

6-5 295

Georgia

5th Year With Colts

Draft-2, 1997 (48th overall)

Born: January 25, 1974

73

**GAMES STARTED/PLAYED:** (1997, 16/16); (1998, 14/14); (1999, 16/16); (2000, 16/16) Total 62/62

**2000:** Started all 16 games at RT...started the last 32 games and has missed only two games in his career...played vital role in club allowing only 20 sacks, tied with NY Jets for lowest in NFL...the NFL avg. was 39.6...20 sacks allowed are the third-best mark in franchise history (14, 1999; 19, 1969)...Colts allowed 20 sacks in 591 dropbacks (one for every 29.6 attempts), the second-best mark in franchise history (one for every 40 attempts, 1999)...Colts allowed 20 sacks in 598 dropbacks in 1998 and 14 in 560 dropbacks in 1999 thus, the three-year total is 56 in 1,749 dropbacks (one for every 31.2 attempts)...the line has allowed QB-Peyton Manning to be sacked just 56 times in 1,731 dropbacks from 1998-00 (one for every 31 attempts), while allowing him to pass for 4413 (2000), 4,135 (1999) and 3,739 (1998) yards, the three highest seasonal totals in club history...the line paved the way for RB-Edgerrin James to win his second consecutive NFL rushing title...James posted nine 100+ games, including a franchise-record 219 yards at Seattle 10/15...the line has helped James (2,303, 2000; 2,139, 1999) to produce consecutive 2,000+ yards from scrimmage seasons, and two of the three highest totals in club history (2,227, Marshall Faulk, 1998). **POST-SEASON:** Started at RT at Miami 12/30.

**CAREER NOTES: 1999:** Started 16 games at RT...played a key role in season where club allowed franchise record-low 14 sacks in 1999, and club cut sacks allowed from 62 in 1997 to 22 in 1998...14 sacks allowed was the fewest in the NFL in 1999 and it topped the previous seasonal-low of 19 in 1969...the line helped RB-Edgerrin James (369-1,553, 13 TDs rushing/62-586, 4 TDs receiving) become the 13th rookie to win the NFL rushing title and produce Colts seasonal and NFL rookie records with 10 100+ games. **POST-SEASON:** Started at RT vs. Tennessee 1/16.

**1998:** Started first 14 games at RT after starting 16 games at LT in 1997...DNP final two games with left shoulder injury...was member of line that allowed only 22 sacks, the 2nd-lowest total in NFL (19, Dallas), and down from a franchise high of 62 in 1997...Colts set club record with NFL best ratio of one sack allowed per 27.2 pass attempts...Colt allowed one sack per every 9.4 attempts in 1997...helped RB-Marshall Faulk post 324-1,319 rushing and 86-900 receiving for an NFL-high 2,227 yards from scrimmage...helped Colts post seven 100+ rushing outings. **1997:** Started all 16 games at LT...along with RG-Tarik Glenn became club's first opening day rookie starters on offensive line.

since 1984 (RG-Ron Solt)...Meadows and Glenn joined Solt, ROLB-Duane Bickett (1985) and RB-Marshall Faulk (1994) as only rookies with 16 starts since club's 1984 move to Indianapolis (OG-Steve McKinney did it in 1998)...Meadows teamed with Glenn, C-Jay Leeuwenburg, RT-Tony Mandarich and LG-Doug Widell to start each game and join Tennessee Oilers as only NFL teams to start all five offensive linemen intact throughout 1997 season...since 1963, the only times the Colts have started the offensive line intact at the same positions throughout an entire non-strike season was 1963, 1964 and 1968...helped Faulk rush 264-1,054, 7 TDs as club posted 100+ rushing yards nine times including seven of last eight outings... helped club post 145+ rushing yards in three consecutive games (34-147, 2 TDs vs. Tampa Bay 11/2; 30-150 vs. Cincinnati 11/9; 34-147, 1 TD in 41-38 win over Green Bay 11/16) for first time since games 7-9 of 1987.

**COLLEGE:** Four-year starter...started all season at LT as **senior** and registered 82 knockdown blocks for offense that posted 230.6 passing ypg....started every game at split tackle as **junior** as team averaged 364.6 ypg....started **sophomore** season at tight tackle but shifted to split tackle...helped offense post school-record 5,135 seasonal yards...received team's "Biggest Offensive Surprise" award as **freshman**...started season at tight end before switching to tight tackle and starting final seven games as team posted 322.9 passing ypg....redshirted in 1992...holds degree in speech communications.

**PERSONAL:** Full name is Jonathan Adam Meadows...born in Powder Springs, Ga....lettered in football and basketball at McEachern High School...instructor for Colts 101, an annual women's football clinic...created a \$100,000 endowment scholarship at the University of Georgia in memory of former offensive line coach Wayne McDuffie, who passed away in 1999...participated in the third-annual Reggie Bowl to benefit the Reggie Miller Foundation...Meadows and his wife, Courtney, reside with their daughter, Madeline Carey (12/20/99), in Carmel, Ind.



## BRANDON MILLER

*Defensive Tackle*

6-0 299

Georgia

2nd Year With Colts

Free Agent - 2000

Born: November 27, 1975

65

**GAMES STARTED/PLAYED:** (2000, 0/0) Total 0/0

**PRO:** Signed as FA on April 28, 2000.

**2000:** Dressed for two games, but did not see any action...was inactive for games 1-7, 10-16. **POST-SEASON:** Was inactive at Miami 12/30.

**COLLEGE:** Career totals included 76 tackles, 44 solo, 12 tackles for loss, 5.5 sacks, 18 QB pressures and one FF...played in all 11 games as **senior**...totaled 16 tackles, nine solo, one sack (9 yards) and three tackles for loss...recorded two tackles apiece vs. Central Florida, LSU and Kentucky...added one sack (9 yards) vs. Kentucky...posted three tackles apiece vs. Auburn and Georgia Tech...played in all 11 games at reserve NG as **junior**...recorded 26 tackles, 18 solo, 2.5 sacks (36 yards) and five tackles for loss... collected season-high seven tackles, four solo, and one sack (20 yards) vs. Tennessee...posted two tackles, including one sack (13 yards) vs. Auburn...posted two tackles with two sacks (13 yards) vs. Virginia in Peach Bowl...played in 10 games with two starts as **sophomore**...posted 28 tackles, 13 solo, two sacks (17 yards) and three tackles for loss...added one FF and tied for team lead with 12 QB pressures...had one sack (9 yards) and two QB pressures vs. Arkansas State...recorded season-high eight tackles, six solo, one FF, two QB pressures and one tackle for loss vs. Mississippi...had six tackles vs. Georgia Tech...played in seven games at reserve DT as **freshman**...totaled six tackles, four solo and one tackle for loss...redshirted as freshman...holds degree in child and family development.

**PERSONAL:** Full name is Brandon Raymon Miller...born in Greensboro, Ga....attended Green-Taliaferro High School...All-State Class AA first-team...had 113 tackles as senior...also started at OT...also lettered in basketball and track...single...resides in Greensboro, Ga.



# LARRY MOORE

**Offensive Guard**

6-2 296

Brigham Young

4th Year With Colts

Free Agent - 1998

Born: June 1, 1975

50

**GAMES STARTED/PLAYED:** (1997, 0/0); (1998, 5/6); (1999, 16/16); (2000, 16/16) Total 37/38

**PRO:** Signed as FA on January 29, 1998...originally signed by Seattle as FA on April 25, 1997...waived on August 18, 1997...signed by Washington to practice squad on August 26, 1997...terminated from practice squad on September 2, 1997...signed by Seattle to practice squad on October 22, 1997...contract expired on December 29, 1997.

**2000:** Started all 16 games at RG...switched to RG after starting 16 games at C in 1999... played vital role in club allowing only 20 sacks, tied with NY Jets for lowest in NFL...the NFL avg. was 39.6...20 sacks allowed are the third best mark in franchise history (14, 1999; 19, 1969)... Colts allowed 20 sacks in 591 dropbacks (one for every 29.5 attempts), the second-best mark in franchise history (one for every 40 attempts, 1999)... Colts allowed 22 sacks in 591 dropbacks in 1998 and 14 in 560 dropbacks in 1999 thus, the three-year total is 56 in 1,749 dropbacks (one for every 31.2 attempts)...the line has allowed QB-Peyton Manning to be sacked just 56 times in 1,736 dropbacks from 1998-00 (one for every 31 attempts), while allowing him to pass for 4413 (2000), 4,135 (1999) and 3,739 (1998) yards, the three highest seasonal totals in club history...the line paved the way for RB-Edgerrin James to win his second consecutive NFL rushing title...James posted nine 100+ games, including a franchise-record 219 yards at Seattle 10/15...the line has helped James (2,303, 2000; 2,139, 1999) to produce consecutive 2,000+ yards from scrimmage seasons, two of the three highest totals in club history (2,227, Marshall Faulk, 1998). **POST-SEASON:** Started at RG at Miami 12/30.

**CAREER NOTES: 1999:** Started 16 games at C in his first season as full-time starter... played a key role in season where club allowed franchise record-low 14 sacks in 1999, and club cut sacks allowed from 62 in 1997 to 22 in 1998...14 sacks allowed was the fewest in the NFL in 1999 and it topped the previous seasonal-low of 19 in 1969...Colts (+27) were 1 of 4 NFL clubs with a sack ratio of at least 20+ (+28, Tennessee; +24, St. Louis; +21, Jacksonville) the line helped RB-Edgerrin James (369-1,553, 13 TDs rushing/62-586, 4 TDs receiving) become the 13th rookie to win the NFL rushing title and produce Colts seasonal and NFL rookie records with 10 100+ game yards. **1998:** Saw action in last six games, starting last five at RG...inactive for first 10 games...helped club post 540 yards (4th-highest total in club history) and 23-196, 1 TD rushing as starting RG 11/29 at Baltimore...helped team rush 31-128, 2 TDs as starting RG vs. Cincinnati 12/13. **1997:** Spent week one on Washington practice squad...spent weeks 8-16 on Seattle practice squad.

**COLLEGE:** Two-year starter...earned first-team All-WAC honors as **junior** and **senior**...played center as senior and guard as junior...transferred from Grossmont Junior College in El Cajon, Calif...earned Scholar-Leader honors from the National Football Foundation...played in East-West Shrine Game...computer science major and pre-Medicine minor.

**PERSONAL:** Full name is Larry Maceo Moore...born in San Diego, Calif...attended Monte Vista High School (Spring Valley, Calif.)...single...resides in La Mesa, Calif.





# ROB MORRIS

**Linebacker**

6-2 238

Brigham Young

2nd Year With Colts

Draft - 1, 2000 (28th overall)

Born: January 18, 1975

**94**

**GAMES STARTED/PLAYED: (2000, 0/7) Total 0/7**

**2000:** Played in seven games as reserve LB... was placed on injured reserve (leg) on 10/25...totaled 11 tackles, eight solo, and one QB hit...posted three special teams tackles, one solo...tallied season-high four tackles, three solo, vs. New England 10/22 before leaving game with leg injury...had three tackles, two solo, vs. Oakland 9/10...posted two solo tackles vs. Jacksonville 9/25...totaled two tackles, one solo, one QB hit and one special teams tackle at Seattle 10/15.

**COLLEGE:** Played in seven games as **senior**...totaled 77 tackles, 45 solo, 10 tackles for loss and six sacks (47 yards)...added two FF and one FR...missed four games with injuries...had nine tackles, six solo, and one tackle for loss vs. Colorado State...posted 13 tackles, seven solo, and one pressure vs. Air Force...recorded 15 tackles, 14 solo, three sacks (25 yards), two FR and one FF vs. San Diego State...registered season-high 19 tackles, six solo, vs. Utah...AP, The Sporting News, Football News All-American first-team...Mountain West first-team...semifinalist for Butkus Award, given to nation's top linebacker...started 14 games as **junior**...recorded 147 total tackles, 114 solo, 16 tackles for loss, 11 hurries, six sacks (45 yards) and one int...added blocked kick and 11 QB pressures...had 13 tackles in season-opener vs. Alabama...totaled 13 tackles and one sack (7 yards) vs. Arizona State...totaled season-high 17 tackles, 10 solo, three tackles for loss and one pass defended vs. San Diego State...recorded 12 tackles and one pass defended vs. Utah...Football News All-American first-team...WAC Defensive Player-of-the-Year and All-WAC first-team...started at middle linebacker as **sophomore**...led team with 110 tackles...added 8.5 tackles for loss and one sack (6 yards) posted 11 tackles, six solo, vs. Washington...had 13 tackles vs. SMU and 11 tackles vs. Arizona State...totaled 14 tackles, 12 solo and one sack (7 yards) vs. UTEP...second-team All-WAC...named team's Outstanding Linebacker of the Year...redshirted in 1996...spent 1994 and 1995 on religious mission in Canada...played fullback for first part of **freshman** season before moving to linebacker...totaled 1-27 receiving, eight tackles and one pass broken up...majored in business.

**PERSONAL:** Full name is Robert Samuel Morris...born in Nampa, Idaho...attended Nampa High School...lettered in track, basketball and football...earned All-State honors as junior and senior...honorable mention USA Today All-American as senior...is an Eagle Scout...regular speaker to youth groups and schools around the Utah County area...Morris and his wife, Tracie, reside in Indianapolis, Ind.

## CAREER STATISTICS

YEAR	ST/PL	SOLO	AST	TOT	SKS	PD	FF	FR	INTS	YDS	AVG	LG	TD
2000	0/7	8	3	11	0.0	0	0	0	0	0	0.0	0	0
<b>TOTAL</b>	<b>0/7</b>	<b>8</b>	<b>3</b>	<b>11</b>	<b>0.0</b>	<b>0</b>	<b>0</b>	<b>0</b>	<b>0</b>	<b>0</b>	<b>0.0</b>	<b>0</b>	<b>0</b>



# MIKE MORTON

**Linebacker**

6-4 238

North Carolina

1st Year With Colts, 7th in NFL

UFA (Green Bay) - 2001

Born: March 28, 1972

51

**GAMES STARTED/PLAYED:** (1995, 0/12); (1996, 6/16); (1997, 11/11); (1998, 0/16); (1999, 0/16) (2000, 0/16) **Total 17/87**

**PRO:** Signed as UFA from Green Bay on June 12, 2001...originally was D4-95 of Los Angeles Raiders, the 118th pick overall...signed with Green Bay as UFA on April 30, 1999...traded to St. Louis for D7-01 on July 23, 1999...signed with Green Bay as UFA on May 5, 2000.

**2000:** Played in all 16 games for Green Bay...played in every game for the third straight season and for the fourth time in six seasons...ranked third on club with 12 special teams tackles...totaled three tackles from scrimmage...totaled season-high three special teams tackles vs. Minnesota 11/6...posted two special teams tackles vs. NYJ 9/3...played as backup LB at Buffalo 9/10 and at Carolina 11/27...made one tackle apiece at Arizona 9/24, at Detroit 10/8 and vs. Detroit 12/10.

**CAREER NOTES: 1999:** Played in all 16 games, primarily on special teams...posted 23 solo special teams tackles...had 10 tackles and two passes defended...recorded three solo special teams tackles vs. Baltimore 9/12, at Atlanta 10/17 and vs. NY Giants 12/19...totaled season-high three tackles vs. Chicago 12/26 and vs. Cincinnati 10/3.

**POST-SEASON:** Played in all three post-season games, including Super Bowl XXXIV win...totaled four special teams tackles. **1998:** Played in all 16 games for Oakland, primarily on special teams...totaled 13 special teams tackles and two FR...had one FF vs. Seattle 11/1...had season-high four special teams tackles at Buffalo 12/13...credited with one FF and one FR on special teams at San Diego 12/20. **1997:** Started 11 games at OLB for Oakland...suffered season-ending injury at San Diego 11/16...ranked second among LBs with 76 tackles, 56 solo...added one FR and three passes defended...totaled career-high 12 tackles at Tennessee 8/31...posted 10 tackles apiece at Carolina 11/7 and vs. New Orleans 11/9. **1996:** Saw action in all 16 games with six starts...registered 45 tackles, 31 solo, one sack, two ints. and three passes defended...added eight special teams tackles...recorded season-high 10 tackles in first NFL start vs. Minnesota 11/17...had one int. along with eight tackles vs. Miami 12/1...made nine tackles, one sack and one int. vs. Seattle 12/22. **1995:** Played in all 12 games and was inactive for four games...3rd on team with 13 special teams tackles...had one FR at Seattle 12/17 on special teams.

**COLLEGE:** Four-year letterman...also lettered one season in baseball...totaled 298 tackles, 169 solo, five ints., two FF and three FR...ranked fourth in ACC in tackles with 126 as **senior**...added two ints. and seven passes defended...totaled 11 or more tackles in eight of 11 games...had career-high 20 tackles vs. Clemson...had 38th int. return vs. Wake Forest...All-ACC first-team...All-ACC Academic Team...recipient of Morehead Scholarship, the highest academic grant awarded at the university...recorded 78 tackles and two ints. as **junior**...had 14 tackles vs. Alabama in Gator Bowl...holds degree in biology with minor in both chemistry and business.

**PERSONAL:** Full name is Michael Anthony Morton, Jr...born in Concord, NC...attended A.L. Brown High School...was consensus all-state selection...four-year letterman in football and baseball...worked as substitute teacher throughout the state of North Carolina at the elementary and high school levels in recent years...works with D.A.R.E. program in Kannapolis, NC...Morton and his wife, Alana, reside in Mooresville, NC.

## CAREER STATISTICS

YEAR	ST/PL	SOLO	AST	TOT	SKS	PD	FF	FR	INTS	YDS	AVG	LG	TD
1996 Oak.	6/16	31	14	45	1	3	0	0	2	13	6.5	13	0
1997 Oak.	11/11	56	20	76	0	3	0	1	0	0	0.0	0	0
1998 Oak.	0/16	0	0	0	0	0	0	0	0	0	0.0	0	0
1999 STL	0/16	2	8	10	0	2	0	0	0	0	0.0	0	0
2000 GB	0/16	1	2	3	0	0	0	0	0	0	0.0	0	0
<b>TOTAL</b>	<b>17/87</b>	<b>90</b>	<b>44</b>	<b>134</b>	<b>1</b>	<b>8</b>	<b>0</b>	<b>1</b>	<b>2</b>	<b>13</b>	<b>6.5</b>	<b>13</b>	<b>0</b>





# MUSTAFAH MUHAMMAD

**Defensive Back**

5-9 180

Fresno State

3rd Year With Colts

Free Agent - 1999

Born: October 19, 1973

21

**GAMES STARTED/PLAYED:** (1999, 1/11); (2000, 3/13) **Total 4/24**

**PRO:** Signed as FA on February 2, 1999.

**2000:** Started three of 13 games at RCB...was inactive 9/25 vs. Jacksonville and 10/1 vs. Buffalo...DNP at New England 10/8...started final three games...totaled 16 tackles, 13 solo, one int., two passes defended and six special teams tackles...was 2-2.0 PR and 2-22.5 KOR...tallied season-high seven tackles, five solo, in starting role vs. Minnesota 12/24...started at RCB vs. Buffalo 12/11 and had five solo tackles, one int., and one pass defended...returned int. 40+ yards for first career TD...recorded three tackles, two solo and one pass defended at Miami 12/17...had two solo special teams tackles vs. Detroit 10/29. **POST-SEASON:** Started at RCB at Miami 12/30 and recorded eight tackles, seven solo.

**CAREER NOTES: 1999:** Played in 11 games with one start...totaled seven tackles, six solo, and two passes defended...added eight special teams tackles, four solo...was inactive 11/7 vs. Kansas City, 11/14 at NYG, 11/21 at Philadelphia, 12/26 at Cleveland and 1/2 at Buffalo...earned first career start 9/19 at New England and had two solo tackles...had one solo tackle and one pass defended 9/26 at San Diego...posted team-high four special teams tackles, two solo, 10/17 at NYJ...totaled one tackle apiece 10/10 vs. Miami, 10/24 vs. Cincinnati, 10/31 vs. Dallas and 12/12 vs. New England. **POST-SEASON:** Inactive 1/16 vs. Tennessee. **1998:** Played with British Columbia in Canadian Football League and was named CFL Most Outstanding Rookie...led league in interceptions with 10 (165 yards)...recorded 45 tackles, three FR (60 yards), including one for a TD...averaged 8.5 yards on six PR and had a 56-yard KOR.

**COLLEGE:** Played in only seven games as **senior** due to a pulled hamstring...recorded 16 tackles, seven passes defended and two FR...played in all 12 games as **junior** with nine starts...led the WAC in passes defended with 19...had 58 tackles and two ints., including a int. TD return against San Diego State...played at Chaffey JUCO as **sophomore**...was an all-region selection by the J.C. Athletic Bureau...also named All-State and All-Foothill Conference 1st-team...spent his **freshman** season at Shasta College in Northern California...earned all-conference second-team with four ints.

**PERSONAL:** His full name is Mustafah Asad Muhammad...born in Moreno Valley, Ca...attended Moreno Valley High School...Muhammad has two children and resides in Indianapolis, Ind.

## CAREER STATISTICS

YEAR	ST/PL	SOLO	AST	TOT	SKS	PD	FF	FR	INTS	YDS	AVG	LG	TD
1999	1/11	6	1	7	0.0	2	0	0	0	0	0.0	0	0
2000	3/13	13	3	16	0.0	2	0	0	1	40	40.0	40+	1
<b>TOTAL</b>	<b>4/24</b>	<b>19</b>	<b>4</b>	<b>23</b>	<b>0.0</b>	<b>4</b>	<b>0</b>	<b>0</b>	<b>1</b>	<b>40</b>	<b>40.0</b>	<b>40+</b>	<b>1</b>

### CAREER BEST INTERCEPTIONS

<b>Number:</b>	1 vs. Buffalo	12/11/00
<b>Yards:</b>	40 vs. Buffalo	12/11/00
<b>Longest:</b>	40+ vs. Buffalo	12/11/00
<b>TDs:</b>	1 vs. Buffalo	12/11/00



## CHUKIE NWOKORIE

**Defensive End**

6-3 280

Purdue

3rd Year With Colts

Free Agent - 1999

Born: July 10, 1975

91

**GAMES STARTED/PLAYED:** (1999, 0/1); (2000, 0/2) Total 0/3

**PRO:** Signed as FA on April 22, 1999.

**2000:** Played in two games on special teams...DNP at Kansas City 9/3...saw action vs. Oakland 9/10 and at Buffalo 10/1...was inactive games 3, 5-7 and 16. **POST-SEASON:** Was inactive at Miami 12/30.

**CAREER NOTES: 1999:** Was inactive for games 1-7, 9-16...saw action on special teams 11/7 vs. Kansas City. **POST-SEASON:** Inactive 1/16 vs. Tennessee.

**COLLEGE:** Four-year letterman...ranked ninth on school's career sacks list with 8.5...played in all 11 games with one start as **senior**...totaled 21 tackles, including six tackles for losses...had three sacks, FF and FR...recorded FR and two tackles for losses vs. Illinois...registered FF vs. Kansas State in Alamo Bowl...started six of 12 games as **junior**...suffered ankle injury in seventh game of season...totaled 55 tackles, including 14 tackles for losses (75 yards)...had two FF...recorded career-best nine tackles vs. Notre Dame and Ball State...saw action in all 11 games as **sophomore**...registered seven tackles, two solo, and two tackles for losses (seven yards)...collected two FR...had reserve role in all 11 games as **freshman**...totaled five tackles, four solo, two sacks, two passes defended and one FF...held degree in organizational leadership and supervision.

**PERSONAL:** Full name is Chijioke Obinna Nwokorie...born in Tuskegee, Ala...attended Jefferson High School (West Lafayette)...played only two years of football...had 78 tackles, three sacks and one interception as senior...also handled kickoff and punting duties...lettered in wrestling...spent nine years of childhood in Nigeria...visited Elder Watson Diggins elementary school as part of the NFL's United Way Hometown Huddle in December 2000...single...resides in Indianapolis, Ind.



## JEROME PATHON

**Wide Receiver**

6-0 182

Washington

4th Year With Colts

Draft-2, 1998 (32nd overall)

Born: December 16, 1975

86

**GAMES STARTED/PLAYED:** (1998, 15/16); (1999, 2/10); (2000, 10/16) Total 27/42

**2000:** Started 10 of 16 games at WR...posted career-best numbers with 50-646, 3 TDs receiving...led team with 26.583-22.4 KOR...added 1-3 rushing...started at WR at NYJ 12/3 and posted season-high 6-73 receiving...his 73 receiving yards marked a career-high...added career-high 4-95 KOR at Jets...was 3-55 at Kansas City 9/3 and 5-61 vs. Oakland 9/10...tallied 3-67, 1 TD with 16t reception vs. Jacksonville 9/25...was 3-18 receiving and 4-54 KOR at Buffalo 10/1...totaled 6-42 and 1-17 KOR at New England 10/8...recorded 2-26 and 4-94 KOR vs. New England 10/22...started at WR and posted 3-58, 1 TD with a 21t snare at Chicago 11/5...added 4-87 KOR at Bears...was 3-42 and 1-3 rushing vs. NYJ 11/12...totaled 3-45, 1 TD with 11t reception late in 4th qtr. at Green Bay 11/19...tallied 3-31 and 3-70 KOR vs. Buffalo 12/11...was 4-47 vs. Minnesota 12/24. **POST-SEASON:** Started at WR at Miami 12/30 and totaled 5-69, 1 TD, his first career post-season score...scored on 17t strike from QB-Peyton Manning.

**CAREER NOTES: 1999:** Totaled 14-163 receiving...played in 10 games with two starts...DNP 10/24 vs. Cincinnati, 11/21 at Philadelphia, 12/19 vs. Washington and 12/26 at Cleveland...was inactive 11/28 vs. NYJ and 12/5 at Miami...totaled 1-23 KOR 9/19 at New England...posted season-high 4-55 at San Diego 9/26...was 4-41 receiving and 2-32 KOR 10/17 at NYJ...was 1-38 10/31 vs. Dallas and 2-10 at NYG 11/14. **POST-SEASON:** Totaled 5-44 receiving 1/16 vs. Tennessee. **1998:** Started 15 of 16 games, missing only start 11/15 vs. NY Jets when club opened in two-TE alignment...was 50-511, 1 TD receiving for 2nd-highest rookie reception and yardage.

totals in NFL (Randy Moss, Minnesota, 69-1,313)...joined RB-Royce Womble (1954), WR-Bill Brooks (1986), WR-Andre Rison (1989) and WR-Sean Dawkins (1993) as only Colts' rookies with reception in each game...joined WR-Marvin Harrison (1996) and WR-Raymond Butler (1980) to become only third Colts rookie WR with opening day start since 1980...receptions tied for 5th-best rookie total in club history (65, Brooks, 1986; 64, Harrison, 1996; 52, Rison, 1989; 50, RB-Randy McMillan, 1981)...joined RB-Marshall Faulk (86) and Harrison (59) to form only sixth 50+ seasonal reception trio in club history and joined Rison (1989), Faulk (1994) and Harrison (1996) as only rookies to form such trio...posted multiple receptions in 13 of 16 games and 3+ catches nine times...was 7-56 vs. New England 11/1 for top reception outing...was 6-66 at Seattle 12/20 and 3-66 vs. New Orleans 9/27 for top yardage outings...had 51 reception 11/29 at Baltimore for lone score...was 5-48 vs. Cincinnati 12/13 and 5-35 vs. Carolina 12/27.

**HONORS: 1998:** Pro Football Weekly, College and Pro Football Weekly, Football News and Football Digest NFL All-Rookie First-Team.

**COLLEGE:** Three-year letterman and two-year starter...career totals included 33 games with 19 starts, 125-2,063, 16 TDs receiving...ranked 2nd in school history in yards and TDs and 4th in receptions...also posted 38-428, 11.3 PR avg. and 24-620, 25.8 KOR avg...saw action in 11 games with nine starts as **senior**...posted 69-1,245, 8 TDs receiving to set school seasonal records for receptions and yards...also totaled 19-209, 11.0 PR avg. and 16-386, 24.1 KOR avg...had six 100+ receiving outings...was 8-182, 2 TDs vs. San Diego State, 7-164 vs. Oregon, 7-163 vs. BYU and 5-195 vs. Nebraska...was 4-54 in Aloha Bowl win over Michigan State...saw action in 11 games with 10 starts as **junior**...was 41-618, 7 TDs receiving...posted 18-217, 12.1 PR avg. and 7-204, 29.1 KOR avg...was 6-128, 2 TDs vs. Stanford...was 5-96 with 86t KOR vs. Colorado in Holiday Bowl...saw reserve action in 11 games as **sophomore**...was 15-200, 1 TD receiving...was 4-62, 1 TD vs. Iowa in Sun Bowl...was redshirt in 1994 after transferring from Acadia (Nova Scotia, Can.) University...posted 44-868, 10 TDs receiving as **freshman** at Acadia...psychology major.

**PERSONAL:** Full name is Jerome Pathon...born in Capetown, South Africa...attended Carson Graham (British Columbia) High School...qualified for Canadian national track team in long jump (23'2")...single...resides in Indianapolis, Ind.

## CAREER STATISTICS

### RECEIVING

Year	ST/PL	No.	Yds.	Avg.	LG	TD
1998	15/16	50	511	10.2	45	1
1999	2/10	14	163	11.6	38	0
2000	10/16	50	646	12.9	38	3
<b>TOTAL</b>	<b>27/42</b>	<b>114</b>	<b>1320</b>	<b>11.6</b>	<b>45</b>	<b>4</b>

### KICKOFF RETURNS

No.	Yds.	Avg.	LG	TD
0	0	0.0	0	0
0	0	0.0	0	0
26	583	22.4	48	0
<b>26</b>	<b>583</b>	<b>22.4</b>	<b>48</b>	<b>0</b>

### CAREER BEST

#### RECEIVING

<b>Number:</b> 7	vs. New England 11/1/98
<b>Yards:</b> 73	at NY Jets 12/3/00
<b>Longest:</b> 45	vs. New Orleans 9/27/98
<b>TDs:</b> 1	at Baltimore 11/29/98
	vs. Jacksonville 9/25/00
	at Chicago 11/5/00
	at Green Bay 11/19/00

#### KICKOFF RETURNS

<b>Number:</b> 4	at Buffalo 10/1/00
	vs. New England 10/22/00
	at Chicago 11/5/00
<b>Yards:</b> 95	at NY Jets 12/3/00
<b>Longest:</b> 48	vs. Jacksonville 9/25/00



# CHRISTIAN PETER

**Defensive Tackle**

6-3 292

Nebraska

1st Year With Colts, 5th in NFL

Draft-UFA (NYG) 2001

Born: October 5, 1972

97

**GAMES STARTED/PLAYED:** (1997, 0/7); (1998, 6/16); (1999, 10/16); (2000, 15/16) **Total 31/55**

**PRO:** Signed as UFA from NY Giants on April 23, 2001...originally was D5-96 by New England, the 149th selection overall...waived on April 24, 1996...signed as FA by NY Giants on January 22, 1997.

**2000:** Played 16 games with 15 starts at LDT...totaled career-high 37 tackles, 22 solo, and one sack...posted three tackles each vs. Arizona 9/3, at Chicago 9/17 and vs. Washington 9/24...had five tackles apiece at Tennessee 10/1 and vs. Dallas 10/15...recorded only sack of the season vs. Philadelphia 10/29, stopping QB-Donovan McNabb at the line of scrimmage...totaled four tackles, three solo, vs. St. Louis 11/12...did not start at Arizona 11/26 as club opened in nickel package...recorded two solo tackles vs. Jacksonville 12/23, stopping RB-Fred Taylor for no gain on consecutive plays. **POST-SEASON:** Started at LDT, but did not register a tackle vs. Philadelphia in NFC Divisional Playoff Game...had one solo tackle vs. Minnesota 1/14 in NFC Championship Game...did not start in Super Bowl XXXV vs. Baltimore 1/28 when team opened in nickel defense...finished with two solo tackles.

**CAREER NOTES: 1999:** Played in all 16 games with 10 starts...totaled 26 tackles, 19 solo, 1 FR, two passes defended and two blocked FGs...registered 38t FR in season-opener at Tampa Bay 9/12, his first career TD...saw action as special teamer at Arizona 10/10 and blocked 34-yard FG attempt...started at LDT at Philadelphia 10/31 and blocked 33-yard FG attempt by Norm Johnson that would have given Eagles a 10-point lead in 4th-qr...batted away a QB-Doug Pederson pass in OT that teammate Michael Strahan intercepted and returned 44t yards...was named NFC Special Teams Player-of-the-Week for his performance...totaled four solo tackles at NYJ 12/5. **1998:** Played in 16 games with six starts at LDT...tallied 32 tackles, 22 solo, one sack, one FF and three passes defended...recorded first career NFL sack vs. Washington 9/6 and also caused fumble on the play. **1997:** Played in seven games as reserve...was inactive for seven games and had DNP in two games...totaled two tackles...had one tackle both at Jacksonville 9/7 and at Dallas 12/21.

**COLLEGE:** Two-year starter at LDT...totaled 46 tackles, 12 solo, and two sacks as **senior**... United Press International Football News Honorable-Mention All-America...All-Big Eight Conference first-team...started at LDT as **junior**...started his collegiate career as backup NG before switching to DT.

**PERSONAL:** Full name is Christian Peter...born in Locust, NJ...attended Middletown South High School...brother, Jason, also attended Nebraska and was first-round pick by Carolina in 1998...single...resides in Locust, NJ.

## CAREER STATISTICS

YEAR	ST/PL	SOLO	AST	TOT	SKS	PD	FF	FR	INTS	YDS	AVG	LG	TD
1997 NYG	0/ 7	1	1	2	0.0	0	0	0	0	0	0.0	0	0
1998 NYG	6/16	22	10	32	1.0	3	1	0	0	0	0.0	0	0
1999 NYG	10/16	19	7	26	0.0	2	0	1	0	0	0.0	0	0
2000 NYG	15/16	23	14	37	1.0	0	0	0	0	0	0.0	0	0
<b>TOTAL</b>	<b>31/55</b>	<b>65</b>	<b>32</b>	<b>97</b>	<b>2.0</b>	<b>5</b>	<b>1</b>	<b>1</b>	<b>0</b>	<b>0</b>	<b>0.0</b>	<b>0</b>	<b>0</b>



# MIKE PETERSON

**Linebacker**

6-1 232

Florida

3rd Year With Colts

Draft-2, 1999 (36th overall)

Born: June 17, 1976

52

**GAMES STARTED/PLAYED:** (1999, 13/16); (2000, 16/16) **TOTAL 29/32**

**PRO:** Pick was obtained from St. Louis in RB-Marshall Faulk trade.

**2000:** Started all 16 games at RLB...led team with career-high 160 tackles, 95 solo...added six QB hits, two ints., three passes defended and three special teams tackles...recorded double-digit tackles in eight games and has 14 career double-digit tackle outings...tallied a career-high 16 tackles, 13 solo, at Buffalo 10/1...had team-high 10 tackles, seven solo, in season opener at Kansas City 9/3...recorded first career int. vs. Jacksonville 9/25, along with six tackles...totaled eight tackles, four solo, at Seattle 10/15...posted team-high 15 tackles, seven solo, along with one QB hit vs. New England 10/22...compiled 10 tackles, seven solo, and one QB hit vs. Detroit...had 10 tackles, seven solo, vs. NYJ 11/12...recorded 14 tackles, eight solo, and two QB hits at Green Bay 11/19...posted 13 tackles along with two special teams tackles vs. Miami 11/26...recorded fourth consecutive double-digit tackle outing with 15 tackles, eight solo, and one pass defended at NYJ 12/3...tallied nine tackles, seven solo, and one QB hit at Miami 12/17...recorded one int. along with seven tackles in season-final vs. Minnesota 12/24. **POST-SEASON:** Started at RLB and tallied 14 tackles, five solo, and two passes defended at Miami 12/30.

**CAREER NOTES: 1999:** Started final 13 games of the season...saw action on special teams in games 1-3...2nd on the team with 110 total tackles, 68 solo...4th in sacks with 3.0 for 23 yards...added seven QB hits, one pass defended, one FR and 15 special teams tackles...earned first career start 10/10 vs. Miami at RLB and recorded 11 tackles, six solo...posted 10 tackles, eight solo, two QB hits and two special teams tackles 10/17 at NYJ...picked up first career sack 10/24 vs. Cincinnati and added seven tackles, six solo...had season-high 14 tackles, seven solo, 11/7 vs. Kansas City...posted five tackles, one solo, and one pass defended 11/14 at NYG...had team-high 10 tackles, five solo, and one sack (8 yards) 11/28 vs. NYJ...recorded 10 tackles, eight solo, one FR and one pass defended 12/5 at Miami...totaled six tackles, four solo, one sack and three QB hits 12/12 vs. New England...added two special teams tackles, one solo, vs. New England...had eight tackles, five solo, and one QB hit 12/19 vs. Washington...had game-high 12 tackles, seven solo, vs. Buffalo 1/2. **POST-SEASON:** Started at RLB 1/16 vs. Tennessee and totaled 10 tackles, four solo, and one solo special teams tackles.

**HONORS: 1999:** Pro Football Weekly, Football News, Football Digest, NFL All-Rookie Team.

**COLLEGE:** Started 24 of 42 games...helped team to four consecutive bowl games, including 1999 Orange Bowl...career totals included 249 tackles, 141 solo, three FF, 13 tackles for losses (32 yards) and 8.5 sacks (63 yards)...started all 11 games as **senior** at weakside outside linebacker...led team with 127 tackles, 73 solo...registered five sacks (33 yards) and seven tackles for losses (13 yards)...had FF and two passes defended...posted at least 10 tackles in eight games...recorded 15 tackles with two tackles for losses vs. Auburn...totaled 15 tackles, nine solo, one sack (nine yards) and two tackles for losses (10 yards) vs. Vanderbilt...The Sports Network All-America third-team...The Sports Network All-SEC first-team...played in 10 games with eight starts as **junior**...recorded 44 tackles, 26 solo, with two sacks (12 yards) and three tackles for losses (10 yards)...collected seven tackles, five solo, with two sacks (12 yards) and FF vs. Auburn...play earned him SEC Defensive Player-of-the-Week honors...AP All-SEC first-team...started five of 10 games played as **sophomore**...suffered knee injury in preseason camp and missed first two games...totaled 49 tackles, 28 solo, and three tackles for losses (nine yards)...posted season-high 10 tackles vs. Georgia...followed with seven tackles and blocked punt return for TD vs. South Carolina...played in 11 of 12 games as **freshman**...had 29 tackles with one FR, one FF and two blocked field goals...posted 19 special teams tackles...collected seven tackles, three solo, and FF in first career game vs. Kentucky...Knoxville News-Sentinel All-SEC Freshman Team...majored in sociology

**PERSONAL:** Full name is Porter Michael Peterson...born in Gainesville, Fla...attended Santa Fe High School...two-time all-state selection and Blue Chip's Illustrated All-Southeast Regional Team as defensive back...was 132-664, 13 TDs rushing/63-106-754 passing as QB...brother, Adrian, plays running back at Georgia Southern where he received the Walter Payton Award in 1999, presented annually to the most outstanding players in Division I-AA college football...cousins, Johnell (1979-82) and Vernell (1982-85), played football at Florida...cousin, Freddie Solomon, played WR for Philadelphia Eagles (1996)...single...resides in Gainesville, Fla.

## CAREER STATISTICS

YEAR	ST/PL	SOLO	AST	TOT	SKS	PD	FF	FR	INTS	YDS	AVG	LG	TD
1999	13/16	68	42	110	3.0	1	0	1	0	0	0.0	0	0
2000	16/16	95	65	160	0.0	3	0	0	2	8	4.0	0	0
<b>TOTAL</b>	<b>29/32</b>	<b>163</b>	<b>107</b>	<b>270</b>	<b>3.0</b>	<b>4</b>	<b>0</b>	<b>1</b>	<b>2</b>	<b>8</b>	<b>4.0</b>	<b>0</b>	<b>0</b>



## MARCUS POLLARD

Tight End

6-3 248

Bradley

7th Year With Colts

Free Agent - 1995

Born: February 8, 1972

81

**GAMES STARTED/PLAYED:** (1995, 0/8); (1996, 4/16); (1997, 6/16); (1998, 11/16); (1999, 10/16) (2000, 14/16) Total 45/88

**PRO:** Signed to active roster from practice squad on October 10, 1995...originally signed by Colts as FA on January 24, 1995...waived on August 22, 1995...signed by Colts to practice squad on August 28, 1995.

**2000:** Started 14 games at H-B...totaled 30-439, 3 TDs receiving...added one special teams tackle...his 439 yards represented a career-high...tallied season-high 5-74, 1 TD at Miami 12/17, including career-long 50t reception...his 7 receiving yards tied career-high...was 2-17, 1 TD vs. Oakland 9/10...posted 2-19 vs. Jacksonville 9/25 and 3-25 vs. Buffalo 10/1...was 2-33 vs. New England 10/22...tallied 3-74, 1 TD with a 31t reception...he surpassed 1,000-yard mark for career...recorded 3-42 and added a two-point conversion at Chicago 11/5...was 3-65 vs. NY Jets 11/12 and 2-30 vs. Miami 11/26. **POST-SEASON:** Started at H-B at Miami 12/30 and was 1-13 receiving...added two special teams tackles.

**CAREER NOTES: 1999:** Started 10 games at H-B...totaled 34-374, 4 TDs receiving...added 11 special teams tackles, seven solo...was 4-44 at New England 9/19...recorded 4-64 with career-high two TDs 10/10 vs. Miami...had three special teams tackles, one solo, 10/24 vs. Cincinnati...was 2-30 vs. Kansas City 11/7...posted 3-17 at NYG 11/1 and 2-25 at Philadelphia 11/21...recorded 2-12, 1 TD and one solo special teams tackle 11/28 vs. NYJ...posted 3-32, 1 TD 12/12 vs. New England...was 3-50 vs. Washington 12/19. **POST-SEASON:** Started at H-B vs. Tennessee 1/16 and totaled 1-10. **1998:** Started games 2-4 and 9-16 as H-Back...posted career seasonal-bests in receptions (24 yards) and TDs (4)...had 10 special teams tackles, four solo...was 6-53 receiving 9/13 at New England for career best receptions outing...was 3-53 with 32-yard grab 9/6 vs. Miami...was 5-40 with 15t vs. New England 11/1...posted 2-65 with 44t vs. Carolina 12/27...had 14t grab for lone catch of game with 0:24 remaining for 24-23 win 11/11 vs. NYJ...game marked Jets only divisional loss of 1998...had 1t reception 12/20 at Seattle. **1997:** Ranked 3rd on club in special teams tackles with 13, nine solo...earned starts in two-TE alignment in games 1-3 and 10/26 at San Diego...earned start in place of injured TE-Ken Dilger 10/5 vs. NYJ and 10/12 at Pittsburgh...posted 10-116 receiving...was 3-55 with season-long 28-yarder at Pittsburgh...was 3-31 vs. NYJ...had 2-point conversion reception from Gil Kelly Holcomb vs. Tampa Bay 11/2. **1996:** Earned starts 11/3 vs. San Diego, 11/10 at Miami, 11/17 vs. NYJ and 12/5 vs. Philadelphia when club opened in 2-TE alignment...ranked 3rd on team in special teams tackles with 14, 1t solo...was 6-86, 1 TD receiving...had 48t from QB-Jim Harbaugh for first career reception 9/15 at Dallas...earned first career start 11/3 vs. San Diego and had 11-yard 4th-down reception...was 2-19 receiving vs. Buffalo 12/1. **POST-SEASON:** Had one solo special teams tackle 12/29 at Pittsburgh. **1995:** Was inactive for games 8-10...saw action in games 6-7 and 11-16...saw primary action on special teams, totaling six tackles, four solo. **POST-SEASON:** Saw reserve action at Kansas City 1/7/96 and at Pittsburgh 1/14/96...totaled one assisted special teams tackle at Pittsburgh.

**COLLEGE:** Did not play college football...two-year starter at power forward in basketball...career totals included 58 games, 49 starts, 424 points (7.3 avg.) and 289 rebounds (5.0 avg.)...saw action in 31 games with 27 starts as senior...totaled 211 points (6.8 avg.) and 147 rebounds (4.7 avg.)...saw action in 27 games with 22 starts as junior...posted 213 points (7.9 avg.) and 142 rebounds (5.3 avg.)...transferred to Bradley after starting two years at Seward County Community College (Liberal, Kan.)...averaged 15 ppg. and 9.5 rpg. as sophomore...criminal justice major.

**PERSONAL:** Full name is Marcus LaJuan Pollard...born in Valley, Ala....attended Valley High School...has two rott-weilers, Oscy and Kelsey...participated in the third-annual Reggie Bowl to benefit the Reggie Miller Foundation...instructor for Colts 101 and 201, an annual women's football clinic...Pollard and his wife, Amani, reside in Indianapolis, Ind.

## CAREER STATISTICS

Year	ST/PL	RECEIVING					CAREER BEST		
		No.	Yds.	Avg.	LG	TD	RECEIVING		
1995	0/ 8	0	0	0.0	0	0	<b>Number:</b> 6	at New England	9/13/98
1996	4/16	6	86	14.3	48†	1	<b>Yards:</b> 74	vs. Detroit	10/29/00
1997	6/16	10	116	11.6	28	0		at Miami	12/17/00
1998	11/16	24	309	12.9	44†	4	<b>Longest:</b> 50†	at Miami	12/17/00
1999	10/16	34	374	11.0	33	4	<b>TDs:</b> 2	vs. Miami	10/10/99
2000	14/16	30	439	14.6	50†	3			
<b>TOTAL</b>	<b>45/88</b>	<b>104</b>	<b>1324</b>	<b>12.7</b>	<b>50†</b>	<b>12</b>			



# ROB RENES

**Defensive Tackle**

6-1 295

Michigan

2nd Year With Colts

Draft-7a, 2000 (235th overall)

Born: March 28, 1977

61

**2000:** Was placed on injured reserve (back) on August 2, 2000.

**COLLEGE:** Played in 12 games as **senior**...totaled 46 tackles, 35 solo, five tackles for loss, one sack, one FF and one FR...started all 13 games as **junior**...led DL with 51 tackles, 30 solo...had nine tackles for loss, two FR and one FF...had six tackles vs. Notre Dame...totaled seven tackles at Iowa...recorded two tackles, one FF and one FR at Northwestern...registered seven tackles at Minnesota...made three tackles and one FR vs. Penn State...GTE CoSIDA Academic All-American second-team...recipient of Dr. Arthur Robinson Student-Athlete Award...Academic All-Big Ten...All-Big Ten second-team...All-Big Ten honorable-mention by coaches...started all 12 games at nose tackle as **sophomore**...had 47 tackles, 30 solo, four sacks and two passes defended...set career-high with eight tackles vs. Notre Dame...had first career sack (6 yards) at Indiana...credited with five tackles, two tackles for losses and one sack vs. Iowa... had six tackles vs. Minnesota...tied for team-highs with seven tackles, five solo, two tackles for loss and one sack (9 yards) vs. Ohio State...All-Big Ten honorable-mention...Academic All-Big Ten...GTE Academic All-District IV team...recipient of Dr. Arthur Robinson Student-Athlete Award... played in nine of 12 games as **freshman**...totaled seven tackles, three solo...had two tackles vs. Boston College...had two tackles and one tackle for loss vs. UCLA...Academic All-Big Ten...redshirted as freshman...holds degree in education.

**PERSONAL:** Full name is Robert Renes...born in Holland, Mich...attended West Ottawa High School...received all-state honors two consecutive seasons...compiled a 111-14 wrestling record and one Class A state heavyweight title in three years...also lettered in baseball and track...named as No. 7 player in Michigan on the Detroit Free Press Michigan's Best team...single...resides in Ann Arbor, Mich.



# TIM RIDDER

**Offensive Lineman**

6-7 306

Notre Dame

3rd Year With Colts, 1st in NFL

Free Agent-2001

Born: December 17, 1976

72

**2000:** Signed as FA on January 16, 2001...originally signed by Colts as FA on April 22, 1999...waived on September 5, 1999...signed to practice squad on September 7, 1999...waived from practice squad on September 22,

1999...signed to practice squad on November 20, 1999...signed as FA on January 24, 2000...waived on August 27, 2000...signed to practice squad on October 3, 2000...signed to active roster on October 7, 2000...signed to practice squad on October 9, 2000.

**2000:** Spent time on club's practice squad.

**CAREER NOTES: 1999:** Spent weeks 1, 2, 4-16 on club's practice squad.

**COLLEGE:** Three-year starter...started all 10 games as **senior**...played mostly at OG...played in all 12 games with three starts as **junior**...saw action at TE, OT and OG...started at TE vs. Michigan State, Michigan and USC...State Farm/Mutual Radio Student-Athlete-of-the-Year Award winner...played in all 11 games with three starts as **sophomore**...started at OG in all three starts...also contributed on special teams...played in four games as **freshman**...saw action in 1996 Orange Bowl vs. Florida State...holds degree in history.

**PERSONAL:** Full name is Timothy Kevin Ridder...born in Omaha, Neb....attended Creighton Prep School...USA Today, Parade, SuperPrep and Blue Chip Illustrated All-America first-team as senior... three-year starter...also lettered in track and basketball...two uncles, Tom and Dave, played football at Nebraska and a third uncle, Paul, played at Iowa State...single...resides in Highlands Ranch, Colo.



## JEFF SATURDAY

**Center**

6-2 293

North Carolina

3rd Year With Colts

Free Agent - 1999

Born: June 8, 1975

63

**GAMES STARTED/PLAYED: (1999, 2/11); (2000, 16/16) Total 18/27**

**PRO:** Signed as FA on January 7, 1999...originally signed as FA with Baltimore on April 27, 1998...waived on June 12, 1998.

**2000:** Started all 16 games at C in first season as full-time starter... played vital role in club allowing only 20 sacks, tied with NY Jets for lowest in NFL...the NFL avg. was 39.6...20 sacks allowed are the third-best mark in franchise history (14, 1999; 19, 1969)... Colts allowed 20 sacks in 591 dropbacks (one for every 29.6 attempts), the second-best mark in franchise history (one for every 40 attempts, 1999)... Colts allowed 22 sacks in 598 dropbacks in 1998 and 14 in 560 dropbacks in 1999 thus, the three-year total is 56 in 1,749 dropbacks (one for every 31.2 attempts)...the line has allowed QB-Peyton Manning to be sacked just 56 times in 1,736 dropbacks from 1998-00 (one for every 31 attempts), while allowing him to pass for 4413 (2000), 4,135 (1999) and 3,739 (1998) yards, the three highest seasonal totals in club history...the line paved the way for RB-Edgerrin James to win his second consecutive NFL rushing title...James posted nine 100+ games, including a franchise-record 219 yards at Seattle 10/15...the line has helped James (2,303, 2000; 2,139, 1999) to produce consecutive 2,000+ yards from scrimmage seasons, two of the three highest totals in club history (2,227, Marshall Faulk, 1998). **POSTSEASON:** Started a C at Miami 12/30.

**CAREER NOTES: 1999:** Started 2 of 11 games at LG...DNP 9/12 vs. Buffalo, 9/19 at New England, 9/26 at San Diego, 10/10 vs. Miami, and 10/24 vs. Cincinnati...started 11/21 at Philadelphia and 11/28 vs. NYJ for injured Steve McKinney...split time with OG-Waverly Jackson in games 13-16 and playoff game 1/16 vs. Tennessee...helped team total 200 rushing yards and 255 passing yards at Philadelphia, including 12-152, 2 TDs rushing by RB-Edgerrin James. **POSTSEASON:** Saw action as reserve RG vs. Tennessee 1/16.

**COLLEGE:** Three-year starter...started 37 consecutive games over three-plus seasons with the Tar Heels...named All-ACC first-team as **senior**...started all 12 games, and helped team to a 11-1 mark... helped team average 378.9 yards and 27.8 points per game...named Academic All-ACC...won award for Academics, Athletics and Leadership both his final two seasons...named All-ACC first-team as **junior**... led team to 10-2 mark...started all 12 games at center as **sophomore**...finished third in voting for All-ACC center...played in all 12 games as **freshman** with three starts...holds degree in business.

**PERSONAL:** Full name is Jeff Bryant Saturday...born in Atlanta, Georgia...attended Shamrock High School...instructor for Colts 101 and 201, an annual women's football clinic...participated in the 2000 Avon High School football Lifa-thon fund-raising event to raise money for the student-athletes at the school...Saturday and his wife, Karen, reside with their son, Jeffrey Douglas (11/15/00), in Indianapolis, Ind.





# BRAD SCIOLI

**Defensive End**

6-3 274

Penn State

3rd Year With Colts

Draft-5, 1999 (138th Overall)

Born: September 6, 1976

99

**GAMES STARTED/PLAYED:** (1999, 0/10); (2000, 2/16) Total 2/26

**PRO:** Pick obtained from St. Louis for RB-Marshall Faulk.

**2000:** Played in all 16 games with two starts...recorded 16 tackles, eight solo, two sacks (seven yards) and five QB hits...added 12 special teams tackles, two solo...started at LDE in final two regular season games at Miami 12/17 and vs. Minnesota 12/24...posted five tackles, two solo, and one QB hit at Dolphins...had two QB hits vs. Vikings...totaled two tackles vs. Jacksonville 9/25...posted two special teams tackles at Buffalo 10/1, at New England 10/8 and vs. Detroit 10/29...recorded season-high four special teams tackles, two solo, vs. NYJ 11/12...tallied season-high six tackles, five solo, two sacks (seven yards) and two QB hits vs. Buffalo 12/11...the two sacks marked the first of his career.

**POST-SEASON:** Started at LDE at Miami 12/30 and totaled six tackles, two solo.

**CAREER NOTES: 1999:** Saw action in 10 games, primarily on special teams...totaled four tackles, two solo, and two assisted special teams tackles...inactive games 3, 5-6, 12-13 and 15...had first career tackle 11/7 vs. Kansas City...had season-high two solo tackles, one solo, 1/2 at Buffalo. **POST-SEASON:** Saw action on special teams 1/16 vs. Tennessee.

**COLLEGE:** Three-year starter...played both DL and TE...started all 11 games at DE as **senior**...recorded 42 tackles, 31 solo, 10 sacks (89 yards) and 18 tackles for losses (108 yards)...had two FF and FR...registered two sacks, two FF and three tackles for losses (13 yards) vs. Ohio State...recorded two sacks (20 yards) vs. Purdue...closed career out with two sacks (22 yards) and six tackles vs. Kentucky in Outback Bowl...AP All-Big Ten Conference first-team...Sports Network Super Sleeper Team...played in all 11 games with five starts at TE as **junior**...finished 9-171 receiving...was 3-53 receiving vs. Illinois...had career-long 47-yard reception vs. Purdue...granted medical redshirt in 1996...started all 11 games at defensive tackle as **sophomore**...recorded 42 tackles, 25 solo, with three sacks (16 yards) and eight tackles for losses (21 yards)...registered eight tackles with a sack vs. Michigan State...had three tackles, a sack and FF vs. Auburn in Outback Bowl...played in all 12 games as **freshman**...saw action mostly at defensive end...collected 18 tackles, eight solo, with two sacks (18 yards) and four tackles for losses (36 yards)...had four tackles and 46-yard int. vs. Northwestern...holds degree in hotel, restaurant and institutional management.

**PERSONAL:** Full name is Brad Elliott Scioli...born in Bridgeport, Pa....attended Upper Merion High School...two-time All-Freedom League selection at LB and QB...threw for more than 1,000 yards in senior season...also four-year letterman in basketball...visited William Gambold Middle School as part of the NFL's United Way Hometown Huddle in December of 2000...single...resides in Bridgeport, Pa.

## CAREER STATISTICS

YEAR	ST/PL	SOLO	AST	TOT	SKS	PD	FF	FR	INTS	YDS	AVG	LG	TD
1999	0/10	2	2	4	0.0	0	0	0	0	0	0.0	0	0
2000	2/16	8	8	16	2.0	0	0	0	0	0	0.0	0	0
<b>TOTAL</b>	<b>2/26</b>	<b>10</b>	<b>10</b>	<b>20</b>	<b>2.0</b>	<b>0</b>	<b>0</b>	<b>0</b>	<b>0</b>	<b>0</b>	<b>0.0</b>	<b>0</b>	<b>0</b>



# HUNTER SMITH

**Punter**

6-2 212

Notre Dame

3rd Year With Colts

Draft-7a, 1999 (210th Overall)

Born: August 9, 1977

17

**GAMES STARTED/PLAYED: (1999, 0/16); (2000, 0/16) Total 0/32**

**2000:** Totaled 65-2,906-44.7 avg., 9 TB/20 In20...improved in every statistical category from rookie season...ranked 5th in AFC and T5th in NFL with 44.7 avg....recorded three games with 50+ average and 12 games with 40+ average...totaled 4-226-56.5 avg. with long of 62 at Kansas City 9/3...recorded season-high 57.5 avg. on two punts vs. Oakland 9/10...named AFC Special Teams Player-of-the-Month for September, the first Colts special teams player to win the honor since K-Cary Blanchard (1996)...connected on punts of 64 yards at Buffalo 10/1, 61 yards at New England 10/8, 63 yards vs. Buffalo 12/11 and career-long 65 yards vs. Miami 11/26 and vs. Minnesota 12/24...had one solo special teams tackle vs. Detroit 10/29, chasing down Lions PR-Desmond Howard at the two-yard line to prevent a TD....rushed 11 yards for first down on fake field goal attempt vs. NYJ 11/12. **POST-SEASON:** Totaled 4-171-42.8 avg. with 1 TB and LG of 57 at Miami 12/30.

**CAREER NOTES: 1999:** Totaled 58-2467-42.5 avg., 8 TB/16 In20...posted 11 games with 40.0+ average...totaled 2-105-52.5 avg., 11/7 vs. Kansas City for best average...had season-long 61-yard punt 12/19 vs. Washington...recorded season-high three In20 at Philadelphia 11/21...had season-high 237 yards on five punts 12/12 vs. New England...had one solo special teams tackles 10/31 vs. Dallas. **POST-SEASON:** Recorded 7-340-48.6 avg. with 1 TB/1 In20 and long of 57 vs. Tennessee 1/16.

**HONORS: 1999:** Pro Football Weekly, College and Pro Newsweekly All-Rookie Team. **2000:** AFC Special Teams Player-of-the-Month (September).

**COLLEGE:** Played in all 45 career games...also handled kickoff and holding duties...ranked third on school's career record list with 174 punts...41.2 career average was second-best in school history...originally recruited as quarterback...was 42-41.7 as **senior**...finished with 16 In20...had two punts downed In20 and finished with 44.0 avg. vs. Michigan...totaled 5-52.2, with career-long 79-yarder, vs. Arizona State...was longest punt for Irish in 63 years (third longest ever)...The Sports Network All-America Dream Team selection, (consists of nation's best prospect at every position)...Football News All-Independent first-team...was 50-42.6 as **junior**...had career-best 17 In20 and season-long of 64 yards vs. Purdue...had season-high 60.0 avg. on two punts, earning AT&T Long Distance Award honors vs. Southern California...was 5-45.0 vs. LSU in Independence Bowl...Successful Farming Magazine All-America team...Football News All-Independent first-team...was 44-43.3 as **sophomore**...registered 65-yarder vs. Air Force...totaled 5-46.4 vs. Ohio State with long of 57 yards...delivered 65-yarder vs. Boston College...took over punting duties as **freshman**...was 38-36.4 with nine In20...was 5-42.4 vs. Florida State in Orange Bowl...majored in sociology.

**PERSONAL:** Full name is Hunter Dwight Smith...born in Sherman, Texas...two-time All-State selection at Sherman High School as QB, RB, TE, K and P...was 65-130-975, 13 TDs passing/127-600-8 TDs rushing as senior...also lettered in track and basketball...traveled to Peru in February of 2001 with Morningstar International, a non-denominational ministry...the purpose of the trip was to improve the physical, mental and spiritual lives of impoverished people...instructor for the Colts 101 and 201, an annual women's football clinic...was the featured speaker at the 2000 Area Youth Ministries annual fall banquet...visited William Gambold Middle School as part of the NFL's United Way Hometown Huddle in 2000...single...resides in Indianapolis, Ind.

## CAREER STATISTICS

Year	No.	Yds.	Avg.	TB	In20	LG	Blk.
1999	58	2467	42.5	8	16	61	2
2000	65	2906	44.7	9	20	65	0
<b>TOTAL</b>	<b>123</b>	<b>5373</b>	<b>43.7</b>	<b>17</b>	<b>36</b>	<b>65</b>	<b>2</b>



## JUSTIN SNOW

**Tight End**

6-3 234

Baylor

2nd Year With Colts

Free Agent - 2000

Born: December 21, 1976

48

**GAMES STARTED/PLAYED:** (2000, 0/16) Total 0/16

**PRO:** Signed as FA on April 28, 2000.

**2000:** Played in all 16 games...saw action as special teamer and long-snapper...totaled 10 special teams tackles, six solo...had season-high three special teams tackles, one solo, vs. Minnesota 12/24. **POST-SEASON:** Saw action as long-snapper at Miami 12/30.

**COLLEGE:** Four-year letterman...career totals included 189 tackles, 117 solo, 15 tackles for loss and five sacks (25 yards)...played in all 11 games with nine starts as **senior**...team's fifth-leading tackler with 66 tackles, 38 solo...led team with nine QB pressures and tied for team lead with nine tackles for loss...had season-high 11 tackles apiece vs. Colorado and Oklahoma State...recorded 10 tackles at Kansas State... posted eight tackles vs. Texas Tech...totaled five tackles, including two for loss vs. Texas Tech...started five of 11 games as **junior**...totaled 22 tackles, 16 solo, two tackles for loss and four QB pressures...had one sack (6 yards) vs. Texas A&M...had one FF and one FR vs. Oregon State...played in all 11 games with four starts as **sophomore**...totaled 48 tackles, 34 solo, five tackles for loss, one pass defended and one FF...saw action in 11 games as backup DE as **freshman**...totaled 53 tackles, 29 solo...added two tackles for loss and one sack (3 yards)...holds bachelor's degree in speech communications...attended graduate school to study speech pathology.

**PERSONAL:** Full name is Justin Snow...born in Ft. Worth, Tex....attended Abilene Cooper...totaled 70 tackles, 10 sacks, three FF and two FR as senior...AP, Texas Sports Writers Association All-State first-team...attended Special Olympics Banquet in Indianapolis in 2000 and spoke to group and handed out awards...Snow is engaged to Aimee Segura and resides in Abilene, Tex.



## SAM SWORD

**Linebacker**

6-1 245

Michigan

2nd Year With Colts, 3rd in NFL

Free Agent - 2000

Born: December 4, 1974

98

**GAMES STARTED/PLAYED:** (1999, 5/10); (2000, 0/3) Total 5/13

**PRO:** Signed as FA on October 25, 2000...originally was signed as FA by Oakland on April 15, 1999...waived on August 27, 2000.

**2000:** Played in three games, primarily on special teams...totaled five special teams tackles, three solo...signed to active roster on October 25...was inactive games 8-11...DNP at NYJ 12/3...recorded season-high three special teams tackles, two solo, vs. Minnesota 12/24...had one solo special teams tackle apiece vs. Buffalo 12/11 and at Miami 12/17. **POST-SEASON:** Tallied one solo special teams tackle at Miami 12/30.

**CAREER NOTES: 1999:** Played in 10 games with five starts for Oakland...totaled 21 tackles and one sack...earned first career start 11/14 vs. San Diego, totaling one tackle as MLB...totaled seven tackles and one sack (8 yards) 11/21 vs. Kansas City.

**COLLEGE:** Four-year letterman...started 39 career games...led team in tackles for three straight seasons (1996-98)...finished eighth all-time in career tackles with 377 (267 solo)...recorded double-digit tackle performances 20 times during career...led team with 124 tackles, 91 solo, as **senior**...named Most Valuable Player of Citrus Bowl...recipient of Roger Zatkoff Award as team's top linebacker for two straight years...All-Big Ten second-team by coaches and media...All-Big Ten first-team by media and second-team by coaches...member of 1997 Co-National Champions...started all 12 games as **sophomore**...All-Big 10 honorable-mention...led team with 109 tackles...played in all 13 games as **freshman** with four starts...redshirted in 1994...holds degree in sports management and communications.

**PERSONAL:** Full name is Sam Lee-Arthur Sword...born in Saginaw, Mich....attended Arthur Hill High School...totaled 327 tackles, nine ints., and eight FF...Blue Chip Illustrated All-American second-team...started at both LB and TE in school-record 36 games...also lettered in baseball...single...resides in Washington, D.C.

## CAREER STATISTICS

YEAR	ST/PL	SOLO	AST	TOT	SKS	PD	FF	FR	INTS	YDS	AVG	LG	TD
1999 Oak.	5/10	6	2	8	1.0	0	0	0	0	0	0.0	0	0
2000	0/3	0	0	0	0.0	0	0	0	0	0	0.0	0	0
<b>TOTAL</b>	<b>5/13</b>	<b>6</b>	<b>2</b>	<b>8</b>	<b>1.0</b>	<b>0</b>	<b>0</b>	<b>0</b>	<b>0</b>	<b>0</b>	<b>0.0</b>	<b>0</b>	<b>0</b>



## MIKE VANDERJAGT

**Kicker**

6-5 210

West Virginia

4th Year With Colts

Free Agent -1998

Born: March 24, 1970

13

**GAMES STARTED/PLAYED:** (1998, 0/14); (1999, 0/16); (2000, 0/16) Total 0/46

**PRO:** Signed as FA on March 4, 1998.

**2000:** Totaled 25-27 FGs, and 46-46 PATS for 121 points...posted a career-best 92.6 FG pct....ranked 2nd in the AFC in scoring, T5th in NFL...has connected on 51 of his last 53 field goals...he is 12-12 FGs from 40-49 yards on the road...has three of top five seasonal pct. in club history (92.6, Vanderjagt, 2000; 90.0, Cary Blanchard, 36-40, 1996; 88.9, Dean Biasucci, 24-27, 1987; 88.4, Vanderjagt, 1999; 87.1, Vanderjagt, 1998)...started season with 26 consecutive FGs streak and extended it to 28 seasonal before missing from 47 yards vs. Oakland 9/10...Vanderjagt's streak of 28 consecutive FGs was T4th longest in NFL history (40, Gary Anderson, SF/Min., 1997-98; 31, Fuad Reveiz, Min., 1994-95; 29, John Carney, SD, 1992-93; 28, Chris Boniol, Dal/Phil., 1996-97)...he connected on 16 consecutive FGs over nine games following miss vs. Raiders (1-2 vs. Oakland 9/10; 2-2 vs. Jax. 9/25; 1-1 at Buffalo 10/1; 3-3 at New England 10/8; 3-3 at Seattle 10/15; 1-1 vs. New England 10/22; 1-1 at Chicago 11/5; 3-3 vs. NYJ 11/12; 1-1 at Green Bay 11/19), the second-longest streak in club history...missed from 59 yards vs. Miami 11/26 to end the streak...concluded regular season with seven consecutive FGs (1-1 at NYJ 12/3; 3-3 vs. Buffalo 12/11; 2-2 at Miami 12/17; 1-1 vs. Minnesota 12/24)...hit game-winning 45-yard FG at Buffalo 10/1 to give Colts their first win in Buffalo since 1994...it marked third career game-winning FG (53 yards, at Miami 12/15/99; 21 yards, at Cleveland 12/26/00)...connected on season-long 48-yard FG at Miami 12/17...notched the 16th 100+-point season in Colts his

tory and he became the only player in club history with three cons. 100+ seasons...Michaels (1964-65, 67-68), Blanchard (1996-97) and James (1999-00) are the only other Colts with consecutive 100+ campaigns...Vanderjagt's 896 career FG pct. (86-96) ranks 1st in Colts history...266 points (145, 1999; 121, 2000) rank as highest two-season total in Colts history...his 370 career points rank 6th in club history (783, Biasucci; 678, Lenny Moore; 586, Lou Michaels; 408, WR Raymond Berry; 394, Toni Linhart)...Vanderjagt is 112-112 career PATs for longest cons. PAT streak in Colts history...his career 100.0% rate ties Blanchard for best in Colts history (min. 50 att.)...96 career FG atts. rank 5th in Colts history (250, Biasucci; 198, Michaels; 116, Toni Linhart; 105, Blanchard)...86 career FGs rank 4th in club history (176, Biasucci; 107, Michaels; 87, Blanchard)...ranks T2nd in club history with seven career 50+ FGs (18, Biasucci, 1984, 86-94; 7, Allegre, 1983-85)...has 4 4-FG games with Colts to tie Michaels for 2nd-most 4-FG games in club history (5, Blanchard), while club-record for most in a game is 5 (done 4 times)...is only Colts kicker with 4 FGs in cons. games. **POST-SEASON:** Was 3-4 FGs (32, 26, 50, 49 WR) at Miami 12/30.

**CAREER NOTES: 1999:** Totaled 34-38 FGs, and 43-43 PATs for 145 points...had 88.4 pct....connected on 26 consecutive FGs over last 10 games to set a new club record, surpassing Blanchard who hit 13 cons. FGs on two different occasions...hit from 44, 48 and 53 yards at Miami, with 53-yarder coming at the gun to provide a 37-34 win...the boot was the longest game-winning FG in Colts history, surpassing 52-yard OT effort by K-Mike Cofer at NYJ 9/10/95 and it was the 3rd-longest game-winning field goal on the final play in NFL history (63, K-Tom Dempsey, New Orleans vs Det., 11/8/70, Saints won, 19-17; 54, K-Pete Stoyanovich, Kansas City vs. Den., 11/16/97, Chiefs won, 24-22)...53-yard strike at Miami extended Colts NFL record to 14 consecutive seasons with at least one 50+ FG...145 points ranked 1st in NFL...34 FGs ranked as the 2nd-most seasonal total in Colts history and only the 4th 30+FG season in team history (36, Blanchard, 1996; 32, Blanchard, 1997; 30, Raul Allegre, 1983)...hit FGs of 41, 19 and 21 yards at Cleveland 12/26, including game-winner with :04 left...became only the 3rd Colt to win the NFL scoring title, joining Moore (120, 1964) and Linhart (109, 1976). **POST-SEASON:** Was 3-3 FGs and 1-1 PATs vs. Tennessee 1/16.

**CAREER NOTES: 1998:** Was 27-31 FGs and 23-23 PATs for 104 points...posted 87.1 FG pct....marked 3rd-best seasonal FG pct. of any rookie or first-year kicker in NFL history (91.9, Richie Cunningham, Dallas, 1997; 88.0, Roger Ruzek, Dallas, 1987)...27 FGs ranked T4th in AFC, T8th in NFL and marked 4th-highest team seasonal total... began season with eight consecutive made FGs to rank as 3rd-best Colts career start (9, Allegre, 1983, and Blanchard, 1995)...Allegre total is also rookie record...was 14-18 from 40+ yards and 6-9 from 50+ yards to tie club seasonal mark (6, Biasucci, 1988)...had 50+ FGs 9/6 vs. Miami (51), 9/27 vs. New Orleans (52), 10/4 vs. San Diego (51), 11/1 vs. New England (50), 11/29 at Baltimore (53) and 12/13 vs. Cincinnati. **1997:** Saw action in 18 games with Toronto Argonauts of Canadian Football League and helped lead team to Grey Cup Championship...topped Canadian Football League in punting avg. with 118-5,303, 44.9 avg....added 33-43 FGs with long of 51 and 77-77 PATs...was 5-5 FGs in Grey Cup and 9-9 total in two Grey Cup appearances...career CFL totals include 238-10,434-43.8 punting avg., 73-99 FGs and 136-136 PATs. **1996:** Saw action in 18 games with Toronto and helped lead team to Grey Cup Championship... was 103-4,459-43.3 punting avg. with long of 70...was 40-56 FGs with long of 51 and 59-59 PATs...played with Minnesota Pike of Arena Football League. **1995:** Did not play...signed by Toronto as free agent on March 16, 1995, and was released on June 25, 1995. **1994:** Did not play...signed by Toronto as free agent on February 15, 1994...released on June 13, 1994...signed by Hamilton Tiger-Cats as free agent on June 24, 1994, and was released on July 11, 1994. **1993:** Saw action in two games for Saskatchewan Roughriders...was 17-672-39.5 punting avg. with long of 59.

**HONORS: 1998:** Pro Football Weekly, College and Pro Football Weekly and Football Digest NFL All-Rookie First-Team. **1999:** AP, College and Pro Newsweekly, Football Digest NFL All-Pro Second-Team...Sports Illustrated All-NFL All-Pro...Football News All-AFC Team...AFC Special Teams Player-of-the-Week (12/5 at Miami). **2000:** AFC Special Teams Player-of-the-Week (10/1 at Buffalo)...30,268 Pro Bowl Fan Votes - top for AFC kickers.

**COLLEGE:** Two-year letterman (1991-92)...was 15-20 FGs and 27-32 PATs as senior kicker...posted 52-2,040-39.2 PR avg. as junior...transferred from Allan Hancock (Calif.) Junior College...was all-conference punter and team's starting quarterback...originally signed as quarterback at Michigan State in 1979...holds degree.

**PERSONAL:** Full name is Mike Vanderjagt...born in Oakville, Ontario...lettered in basketball, football, soccer and track at White Oaks High School...is an aspiring actor who served as kickin' double for Tony Danza in the football movie 'The Garbage Pickin' Field Goal Kickin' Philadelphia Phenomenon'...instructor for Colts 101 and 201, an annual women's football clinic...Vanderjagt and his wife, Janalyn, reside with their son, Jay Michael (4/13/99), in Toronto, Canada.

## CAREER STATISTICS

YEAR	FGM - FGA	PCT	PATs	PCT	LG	PTS	1-19	20-29	30-39	40-49	50+	TOT
1998	27 - 31	87.1	23-23	100.0	53	104	1- 1	8- 8	4- 4	8- 9	6- 9	27-31
1999	34 - 38	89.5	43-43	100.0	53	145	2- 2	10-10	11-13	10- 11	1- 2	34-38
2000	25 - 27	92.6	46-46	100.0	48	121	0- 0	1- 1	1- 1	0- 1	1- 1	25-27
<b>TOTAL</b>	<b>86 - 96</b>	<b>89.6</b>	<b>112-112</b>	<b>100.0</b>	<b>53</b>	<b>370</b>	<b>3- 3</b>	<b>19-19</b>	<b>16-18</b>	<b>18-21</b>	<b>8-12</b>	<b>86-96</b>

## CAREER BEST

FIELD GOALS	
<b>Attempts:</b>	4 vs. San Diego 10/4/98 vs. Buffalo 10/11/98 vs. Carolina 12/17/98 at San Diego 9/26/99 vs. Dallas 10/31/99 vs. Kansas City 11/7/99
<b>Made:</b>	4 vs. Buffalo 10/11/98 vs. Carolina 12/17/98 vs. Dallas 10/31/99 vs. Kansas City 11/7/99
<b>LG:</b>	53 at Baltimore 11/29/98 at Miami 12/5/99

PATs	
<b>Attempts:</b>	5 at Philadelphia 11/21/99 vs. Jacksonville 9/25/00 vs. Buffalo 12/11/00
<b>Made:</b>	5 at Philadelphia 11/21/99 vs. Jacksonville 9/25/00 vs. Buffalo 12/11/00

POINTS	
<b>Number:</b>	14 vs. Dallas 10/31/99 at Philadelphia 11/21/99 vs. Buffalo 12/11/00

## GAME-BY-GAME

**1998:** (51, 27, 20 vs. Miami 9/6); (43, 24 vs. NYJ 9/20); (52, 19 vs. New Orleans 9/27); (48, 40, 51, 40 vs. San Diego 10/4); (22, 33, 43, 41 vs. Buffalo 10/11); (38, 53 at San Francisco 10/18); (49 vs. New England 11/1); (31, 63 vs. NYJ 11/15); (27 at Buffalo 11/22); (53, 52 at Baltimore 11/29); (50 vs. Cincinnati 12/13); (32, 48, 20 at Seattle 12/20); (22, 28, 47, 42 vs. Carolina 12/27).

**1999:** (45B, 35 vs. Buffalo 9/12); (36, 35, 55, 42 at San Diego 9/26); (41 vs. Miami 10/10); (31, 18, 27 at 10/17); (22, 37B vs. Cincinnati 10/24); (43, 30, 33, 27 vs. Dallas 10/31); (47, 34, 29, 37 vs. Kansas City 11/7); (40, 35 at NYG 11/14); (45, 29, 34 at Philadelphia 11/21); (22, 37 vs. NYJ 11/28); (44, 48, 53GW at Miami 12/5); (28, 31 vs. New England 12/12); (43 vs. Washington 12/19); (41, 19, 21GW at Cleveland 12/26); (27, 24 at Buffalo 1/2).

**2000:** (23, 40 at Kansas City 9/3); (47, 31 vs. Oakland 9/10); (41, 22 vs. Jacksonville 9/25); (45GW at Buffalo 10/1); (33, 33, 34 at New England 10/8); (23, 38, 40 at Seattle 10/15); (36 vs. New England 10/22); (19 at Chicago 11/5); (26, 38, 35 vs. NY Jets 11/12); (38 at Green Bay 11/19); (59 vs. Miami 11/26); (32 at NYJ 12/3); (37, 23, 39 vs. Buffalo 12/11); (48, 31 at Miami 12/17); (28 vs. Minnesota 12/24).

GW=game-winning FG; B=blocked; bold face=made FG

## VANDERJAGT AMONG COLTS KICKERS

Points (any position)	FG Attempts	FGs Made	Highest Pct.
783 Dean Biasucci	250	176	<b>89.6</b> Mike Vanderjagt
678 Lenny Moore	198	107	82.9 Cary Blanchard
586 Lou Michaels	116	87	72.2 Raul Allegre
408 Raymond Berry	105	<b>86</b> Mike Vanderjagt	70.4 Dean Biasucci
394 Toni Linhart	<b>96</b> Mike Vanderjagt	70	61.5 Jim Martin
<b>370</b> Mike Vanderjagt	94	57	60.5 Toni Linhart
348 Don McCauley	91	52	55.3 Jim O'Brien
342 Tom Matte	79	44	54.0 Lou Michaels

## NFL'S MOST ACCURATE KICKERS IN THE REGULAR SEASON

Pct.	Name	Team	FG	FGA
85.3	Ryan Longwell	Green Bay	111	130
83.5	Olindo Mare	Miami	117	140
83.0	Mike Hollis	Jacksonville	157	189
80.9	John Carney	San Diego	263	325
80.8	Matt Stover	Baltimore	237	293

To be eligible, a player must be successful on 100 field goals.



# MARCUS WASHINGTON

**Linebacker**

6-3 255

Auburn

2nd Year With Colts

Draft - 2, 2000 (59th Overall)

Born: October 17, 1977

**53**

**GAMES STARTED/PLAYED: (2000, 0/16) Total 0/16**

**2000:** Played in 16 games as rookie...totaled 15 tackles, seven solo, two sacks (13 yards), seven QB hits and one int...ranked fifth on club with 13 special teams tackles, nine solo...recorded season-high three tackles and four QB hits at Buffalo 10/1...registered first career sack at New England 10/8 and followed with one sack at Seattle 10/15...had one tackle and one QB hit vs. Detroit 10/29...recorded first career int. vs. NY Jets 11/12...had season-high four special teams tackles vs. Jets...tallied one solo tackle and one QB hit along with three special teams tackles vs. Buffalo 12/11. **POST-SEASON:** Saw action in reserve role at Miami 12/30.

**COLLEGE:** Four-year letterman and two-year starter...played left DE as **senior**...led team with seven sacks (44 yards) and 21 QB pressures...posted 52 tackles, 29 solo, five tackles for loss, one pass defended and three FF...had one sack (7 yards), two pressures and one FF vs. Idaho...recorded FF, seven tackles, four solo, and one sack (4 yards) vs. LSU...had season-high 14 tackles, nine solo, and one sack (3 yards) vs. Alabama...SportsPage.com All-SEC first-team...played in 11 games with six starts as **junior**...recorded 49 tackles, 33 solo, four sacks (36 yards) and three tackles for loss...added two FF, one FR, three passes defended and ranked 2nd on team with eight QB pressures...totaled five solo tackles and one sack (15 yards) vs. Tennessee...had five tackles, two QB pressures, one sack (4 yards) and one FR vs. Mississippi State...appeared in all 12 games as **sophomore**...totaled 41 tackles, 19 solo, three sacks (9 yards) and one FR...posted six tackles apiece vs. Virginia and vs. Arkansas...played in 12 games with one start as **freshman**...saw action mostly on special teams...finished with 22 tackles and two sacks (10 yards)...had season-high six tackles and one sack in first career start vs. South Carolina...majored in environmental science.

**PERSONAL:** Full name is Marcus Cornelius Washington...born in Auburn, Ala...attended Auburn High School...was 23-282, 8 TDs receiving as senior TE...played WR as junior...also lettered in basketball...instructor for Colts 101 and 201, an annual women's football clinic...single...resides in Auburn, Ala.

## CAREER STATISTICS

YEAR	ST/PL	SOLO	AST	TOT	SKS	PD	FF	FR	INTS	YDS	AVG	LG	TD
2000	0/16	7	8	15	2.0	0	0	0	1	1	1.0	1	0
<b>TOTAL</b>	<b>0/16</b>	<b>7</b>	<b>8</b>	<b>15</b>	<b>2.0</b>	<b>0</b>	<b>0</b>	<b>0</b>	<b>1</b>	<b>1</b>	<b>1.0</b>	<b>1</b>	<b>0</b>



# TERRENCE WILKINS

**Wide Receiver**

5-8 178

Virginia

3rd Year With Colts

Free Agent - 1999

Born: July 29, 1975

**80**

**GAMES STARTED/PLAYED: (1999, 11/16); (2000, 7/14) Total 18/30**

**PRO:** Signed as FA on April 22, 1999.

**2000:** Started seven of 14 games at WR...totaled career-high 43-569, 3 TDs receiving...recorded 29-240-8.3 PR and 15-279-18.6 KOR...had two 100+ receiving games...was inactive 9/3 at Kansas City and 9/10 vs. Oakland with injury...started vs. Jacksonville 9/25 and totaled career-high 9-148, 1 TD (27f) receiving...was 1-10, 1 TD (10f) receiving at Buffalo 10/1...posted 6-78 receiving, 1-2 rushing and 2-6 PR at New England 10/8...registered 5-32 receiving and 1-6 rushing at Seattle 10/15...compiled 2-27 receiving, 2-45 KOR and 3-26 PR vs. Detroit 10/29...finished 2-30 receiving and 4-79 KOR at Green Bay 11/19...totaled 2-34 receiving, 1-16 KOR and 4-67 PR vs. Miami 11/26...67 yards marked career-high PR yardage...posted 7-109, 1 TD (43f) receiving at NYJ 12/3. **POST-SEASON:** Totaled 2-35 KOR at Miami 12/30.

**CAREER NOTES: 1999:** Ranked third on the team in receiving with 42-565, 4 TDs...was 41-388-9.5, 1 TD PR and 51-1,134-22.2, 1 TD KOR...had 2,089 total yards, the most ever in NFL history by an undrafted rookie...became 1 of 6 rookies in NFL history with 2,000 combined yards in a season and all of the others were first-round draft picks...combined with WR-Marvin Harrison (115) and RB-Edgerrin James (62) to form the most potent seasonal trio of receivers in Colts history...produced the 9th 1,000+ KOR/PR season in Colts history (1,522, Wilkins, 1,134-388, 1999; 1,478, Nesby Glasgow, 1,126-352, 1978; 1,225, Aaron Bailey, 1,206-19, 1997; 1,223, Clarence Verdin, 1,050-173, 1993; 1,146, Bruce Laird, 843-303, 1972; 1,083, Verdin, 815-268, 1992; 1,070, Marshall Johnson, 927-143, 1978; 1,017, Alvin Haymond, 614-403, 1965)...saw reserve action in games 1-3, 5 and 12...was 2-37 receiving 9/26 at San Diego including 26t reception with two broken tackles...earned first career start 10/10 vs. Miami and responded with 4-8 receiving, 2-14.7.0 PR and 4-153-38.3, 1 TD KOR. for 248 total yards...had 97t KOR, the 7th-longest in club history...recorded 22t reception 10/17 at NYJ...was 5-59 receiving 10/31 vs. Dallas in 2nd career start and scored TD on fumble recovery...recorded 39t punt return 11/14 at NYG to become 1st Colt ever to score via PRt and KORt in same season and first Colt to score TDs via four different methods (reception, fumble recovery, PR and KOR)...was 4-111, 1 TD receiving 11/21 at Philadelphia, including 80t reception, the 3rd-longest rookie reception in Colts history (85t, RB-Marshall Faulk vs. Wash. 10/23/94; 84t, WR-Bill Brooks at SF 10/5/86)...totaled 2-25, 1 TD receiving 12/5 at Miami with 5t snare. **POST-SEASON:** Totaled 4-55 receiving/2-24 PR/5-83 KOR vs. Tennessee 1/16.

**HONORS: 1999:** Pro Football Weekly, Football Digest, Football News All-Rookie Team.

**COLLEGE:** Four-year letterman...missed only two games in career...moved from tailback to wide receiver prior to sophomore season...ranked fifth in school history with 1,495 career receiving yards...ranked fourth in school history with six career 100+ receiving games...had reception in 24 consecutive games...started all 11 games as senior...totaled 45-811, 1 TD receiving and 5-23.4 KOR/17-9.7 PR...811 receiving yards ranked fifth in school history...posted four 100+ yard receiving games... posted season-high 7-131, 1 TD receiving vs. Georgia Tech...had career-high in receiving yards with 4-167 vs. North Carolina...closed career out with 6-161, 1 TD vs. Georgia in Peach Bowl...saw action in all 11 games with four starts as junior...was team's second-leading receiver with 37-506, 4 TDs...was 21-21.0 KOR and 17-5.5 PR...finished ninth in ACC with 1,039 all-purpose yards (94.4)...was 7-107, 1 TD with 71t catch vs. Auburn...was 8-117, 2 TDs receiving/4-20.0 KOR vs. N.C. State...appeared in 10 games as sophomore...totaled 15-178 receiving and 14-20.7 KOR...led team with 4-51 receiving vs. Wake Forest... posted 5-22.6 KOR vs. Clemson...played in 11 games as KR and reserve RB as freshman...totaled 8-14, 1 TD rushing and 9-16.4 KOR...recorded 4-19.5 KOR vs. North Carolina and 2-18.5 KOR vs. Virginia Tech...redshirted freshman season...majored in anthropology.

**PERSONAL:** Full name is Terrence Olando Wilkins...born in Washington, D.C....attended Bishop O'Connell High School...rushed for 1,617 yards and 21 TDs as senior...total touchdowns broke previous record held by former NFL player Eric Metcalf...named Player-of-the-Year in Northern Virginia by *Fairfax Journal*...also lettered in basketball...worked in college as dental assistant...single...resides in Alexandria, Va.

## CAREER STATISTICS

### RECEIVING

Year	ST/PL	No.	RECEIVING				KICKOFF RETURNS				
			Yds.	Avg.	LG	TD	No.	Yds.	Avg.	LG	TD
1999	11/16	42	565	13.1	80t	4	51	1134	22.2	97t	1
2000	7/14	43	569	13.2	43t	3	15	279	18.6	30	0
<b>TOTAL</b>	<b>18/30</b>	<b>85</b>	<b>1134</b>	<b>13.3</b>	<b>80t</b>	<b>7</b>	<b>66</b>	<b>1413</b>	<b>21.4</b>	<b>97t</b>	<b>1</b>

### PUNT RETURNS

Year	No.	Yds.	Avg.	LG	TD
1999	41	388	9.5	39t	1
2000	29	240	8.3	36	0
<b>TOTAL</b>	<b>70</b>	<b>628</b>	<b>9.0</b>	<b>39t</b>	<b>1</b>

### CAREER BEST

#### RECEIVING

**Number:** 9 vs. Jacksonville 9/25/00  
**Yards:** 148 vs. Jacksonville 9/25/00  
**Longest:** 80t at Philadelphia 11/21/99  
**TDs:** 1 seven times

#### KICKOFF RETURNS

**Number:** 5 at New England 9/19/99  
 vs. Dallas 10/31/99  
 at Cleveland 12/26/99  
 vs. Buffalo 1/2/00  
**Yards:** 153 vs. Miami 10/10/99  
**Longest:** 97t vs. Miami 10/10/99  
**TDs:** 1 vs. Miami 10/10/99

#### PUNT RETURNS

**Number:** 4 seven times  
**Yards:** 67 vs. Miami 11/26/00  
**Longest:** 39t at NY Giants 11/14/99  
 at Cleveland 12/26/99  
**TDs:** 1 at NY Giants 11/14/99





# JOSH WILLIAMS

**Defensive Tackle**

6-3 284

Michigan

2nd Year With Colts,

Draft: 4, 2000 (122nd Overall)

Born: August 9, 1976

96

**GAMES STARTED/PLAYED: (2000, 7/14) Total 7/14**

**2000:** Started seven of 14 games (4 at LT, 3 at RT)...moved into the starting lineup in week six...named recipient of the Thomas W. Moses Sr./Noble Max Award, given annually to a Colts player who has exceeded normal expectations or who has overcome adversity...was inactive 12/3 at NYJ and 12/11 vs. Buffalo with injury...totaled 54 tackles, 30 solo, three sacks (18.5 yards), 14 QB hits, one FF and one FR...14 QB hits ranked third on the club...had one solo tackle and QB hit at Kansas City 9/3 in first career game...posted three tackles and one QB hit vs. Oakland 9/10...tallied four tackles and three QB hits vs. Jacksonville 9/25...had five tackles, one solo, two QB hits and 0.5 sacks at New England 10/8...earned first career start at Seattle 10/15 and responded with four solo tackles, one sack and one FF...registered seven tackles, one sack, one FR and four QB hits vs. Detroit 10/29...sack resulted in a loss of nine yards and safety...compiled seven tackles, four solo, at Chicago 11/5...tallied four tackles and 0.5 sacks in reserve role at Miami 12/17. **POST-SEASON:** Played as reserve DT and totaled three tackles, one solo, at Miami 12/30.

**COLLEGE:** Four-year letterman...started all 12 games (11 at DE, 1 at DT) as **senior**...recorded 52 tackles, 32 solo, three sacks (23 yards), three FF, one FR and two passes defensed...had seven tackles, six solo, one sack (6 yards) and three tackles for loss vs. Rice...totaled four tackles, three solo, one sack (7 yards) one FF vs. Northwestern...registered season-high eight tackles vs. Ohio State...Super Sleeper Team, SportsPage.com All-Big Ten second-team...played in all 13 games with 11 starts as **junior**...posted 41 tackles, 27 solo, five tackles for loss, one sack, one FR and one FF...had three tackles and one sack vs. Michigan State...had season-high seven tackles at Ohio State...started 11 of 12 games at DT as **sophomore**...ranked fifth on team with 53 tackles, 32 solo, seven sacks (43 yards) and 11 tackles for loss...had nine tackles vs. Notre Dame...posted six tackles and career-best two sacks at Penn State...had five tackles, two tackles for loss and one sack at Ohio State...All-Big Ten second-team by coaches and media...saw action in 11 of 12 games as **freshman**...totaled 13 tackles, five solo...made three tackles vs. UCLA and two tackles at Ohio State...redshirted as freshman...majored in psychology.

**PERSONAL:** Full name is Josh Sinclair Williams...born in Denver, Co....attended Cypress Creek High School...named No. 21 DL in the nation by *SuperPrep* magazine...named first-team all-district, and second-team all-state...Williams and his wife, Marcella, reside in Indianapolis, Ind.

## CAREER STATISTICS

YEAR	ST/PL	SOLO	AST	TOT	SKS	PD	FF	FR	INTS	YDS	AVG	LG	TD
2000	7/14	30	24	54	3.0	0	1	1	0	0	0.0	0	0
<b>TOTAL</b>	<b>7/14</b>	<b>30</b>	<b>24</b>	<b>54</b>	<b>3.0</b>	<b>0</b>	<b>1</b>	<b>1</b>	<b>0</b>	<b>0</b>	<b>0.0</b>	<b>0</b>	<b>0</b>

## COLTS DRAFT SELECTIONS

Round/Choice	Name	Pos.	Ht.	Wt.	College
1b/ 30	Reggie Wayne	WR	6-0	197	Miami (Fla.)
2a/ 37	Idrees Bashir	DB	6-2	206	Memphis
3b/ 91	Cary Bird	DB	5-10	216	Virginia Tech
4 /118	Ryan Diem	OG	6-6	332	Northern Illinois
5 /152	Raymond Walls	DB	5-10	175	Southern Mississippi
6b/193	Jason Doering	DB	6-0	200	Wisconsin
7 /220	Rick DeMulling	OG	6-4	313	Idaho



## REGGIE WAYNE

Wide Receiver

6-0 197

Miami (Florida)

Draft - 1b, 2001 (30th overall)

Born: November 17, 1978

87

**PRO:** Pick was obtained from N.Y. Giants for D1-2001 (22nd overall), D3-2001 (91st overall) and D6-2001 (193rd overall).

**CAREER NOTES:** Four-year starter...teamed with WR-Santana Moss to form one of the top receiving tandems in college football...started 42 games during his career, the most by a school receiver since 1983...set school all-time record for receptions (173), topping the previous mark of Lamar Thomas (144, 1989-92)...Wayne (20 TDs) joined Thomas (23) and Michael Irvin (26) as only players in school history to record 20+ receiving TDs in a career...recorded at least one reception in 36 consecutive games. **SENIOR:** Started all 11 games at WR...was 43-755, 10 TDs receiving...10 TDs trailed only Irvin (11, 1986) for most single-season receiving TDs in school history...led team in receiving yards, the 10th-best single-season yardage total in school history...recorded at least one reception in eight games...was 2-15 rushing, both reverse plays...was 5-59, 2 TDs (5t, 7t) vs. McNeese State...tallied 4-84, 1 TD at Washington...registered 7-127, 2 TDs (38t, 47t) at West Virginia...was 4-75, 1 TD (21t) at Rutgers...totaled 5-73 at Temple and 6-86, 1 TD (7t) vs. Pittsburgh...added TD receptions vs. Louisiana Tech (16t) and at Syracuse (32t)...posted 5-96, 1 TD (3t) vs. Boston College...totaled 3-49 vs. Florida in Sugar Bowl...All-Big East first-team...awarded Miami's Strength Training Athlete-of-the-Year Award by the coaching staff, given to team's most dedicated strength and conditioning performer. **JUNIOR:** Started all 12 games at WR...finished third on team with 40-486, 4 TDs receiving...was 5-40 vs. Ohio State...posted season-high reception total with 7-80, 1 TD (21t) at East Carolina...totaled 5-59, 1 TD (8t) at Florida State...posted 5-74 vs. West Virginia...recorded TDs vs. Syracuse (17t) and vs. Temple (4t)...registered 4-44, 1 TD (17t) vs. Georgia Tech in Gator Bowl. **SOPHOMORE:** Started first nine games at WR...led team with 42-629, 4 TDs receiving...missed final two games and Micron.PC Bowl game with injury...ranked fifth in Big East with 69.9 yards per game...4.67 receptions per game ranked fifth in conference...was 4-54, 1 TD (9t) vs. East Tennessee...totaled 4-56, 1 TD (4t) vs. Cincinnati...posted career-high yardage total vs. Virginia Tech with 6-153, 2 TDs (15t, 84t)...84-yard score ranked eighth-longest in school history...totaled 6-80 vs. West Virginia and 5-55 vs. Boston College. **FRESHMAN:** Started 10 of 11 games at WR...led team with 48-640, 2 TDs receiving...set school's single-season receptions mark by a freshman, topping Irvin (46, 1985)...ranked second behind Irvin (840) on freshman receiving yardage list in school history...led team in receptions in eight games and receiving yards in five games...was 5-66 vs. Arizona State in first career start...totaled 9-137 vs. Pittsburgh...totaled 5-53, 1 TD (19t) vs. Boston College...All-Big East Rookie-of-the-Year...The Sporting News Freshman All-America first-team...All-Big East second-team...majored in liberal arts.

**PERSONAL:** Full name is Reginald Wayne...born in New Orleans, La...attended Ehret High School...two-time All-State honoree...totaled 50-930, 10 TDs receiving as senior...competed in 200-meter dash and various relays in track...still gle...resides in Marrero, La.

## CAREER STATISTICS

YEAR	ST/PL	RECEIVING					KICKOFF RETURNS				
		No.	Yds.	Avg.	LG	TD	No.	Yds.	Avg.	LG	TD
1997	10/11	48	640	13.3	33	2	0	0	0.0	0	0
1998	9/ 9	42	629	15.0	84t	4	0	0	0.0	0	0
1999	12/12	40	486	12.1	51	4	0	0	0.0	0	0
2000	11/11	43	755	17.6	47t	10	2	15	7.5	11	0
<b>TOTAL</b>	<b>42/43</b>	<b>173</b>	<b>2510</b>	<b>14.5</b>	<b>84</b>	<b>20</b>	<b>2</b>	<b>15</b>	<b>7.5</b>	<b>11</b>	<b>0</b>



# IDREES BASHIR

**Defensive Back**

6-2 206

Memphis

Draft-2a, 2001 (37th overall)

Born: December 7, 1978

28

**PRO:** Pick was obtained from Dallas for D2-01 (52nd overall) and D3-01 (81st overall).

**CAREER NOTES:** Three-year starter who began career at strong safety before switching to free safety as junior...career statistics included 187 tackles, 105 solo, four ints. and 21 passes defended. **JUNIOR:** Started all 11 games at FS...ranked third on team with 65 tackles, 42 solo...led team with 13 passes defended along with two ints. and one FR...registered career-high 14 tackles, eight solo, and one int. at Army...had 100+ int. return to set a school record for longest return...had seven tackles and one pass defended at Southern Mississippi...posted six tackles, four solo, vs. Houston...delivered seven tackles, one int. and one pass defended vs. Tennessee...recorded nine tackles, two passes defended and 66+ FR return vs. Tulane...66+ return ranked as second-longest fumble return in school history...All-Conference USA first-team. **SOPHOMORE:** Started all 11 games at SS...ranked third on team with 71 tackles, 35 solo...had two FR, one int. and five passes defended...posted five tackles and one FR vs. Mississippi...collected eight tackles and one pass defended at Mississippi State...recorded six tackles and one pass defended vs. Arkansas State...had four hits and 44+ yard FR return to set up FG at Tennessee... registered eight tackles and one pass defended vs. Army...made five solo tackles and one int. at Cincinnati. **FRESHMAN:** Started six of nine games at SS...recorded 51 tackles, 28 solo, one FR and three passes defended...totaled season-high 10 tackles, six solo, and one pass defended at Mississippi in collegiate debut...had nine tackles and one FR vs. Cincinnati...posted seven tackles vs. Tulane and eight tackles at Southern Mississippi... All-Conference USA All-Freshman Team...redshirted as freshman...majored in physical education.

**PERSONAL:** Full name is Idrees Bashir...born in Decatur, Ga....attended Dunwoody High School...totaled 91 tackles, seven ints., five FR, three FF as senior...added 11 TD receptions as WR...also lettered in track...single...resides in Stone Mountain, Ga.

## CAREER STATISTICS

YEAR	ST/PL	SOLO	AST	TOT	SKS	PD	FF	FR	INTS	YDS	AVG	LG	TD
1998	6/ 9	28	23	51	0.0	3	0	1	0	0	0.0		0
1999	11/11	35	36	71	0.0	5	0	2	1	17	17.0		17
2000	11/11	42	23	65	0.0	13	0	1	2	100	50.0		100+
<b>TOTAL</b>	<b>28/31</b>	<b>105</b>	<b>82</b>	<b>187</b>	<b>0.0</b>	<b>21</b>	<b>0</b>	<b>4</b>	<b>3</b>	<b>117</b>	<b>39.0</b>		<b>100+</b>



# CORY BIRD

**Defensive Back**

5-10 216

Virginia Tech

Draft - 3b, 2001 (91st overall)

Born: August 10, 1978

41

**PRO:** Pick was obtained from N.Y. Giants for D1-01 (22nd overall).

**CAREER NOTES:** Two-year starter at SS...began career as WR before shifting to OLB as redshirt freshman and then to secondary as sophomore...became first player in school history to earn, "Super Iron Hokie" honors five straight years, an award selected by the school's strength and conditioning staff...career totals included 204 tackles, 126 solo, 12 sacks and 21 tackles for losses...started 27 of 43 games. **SENIOR:** Started all 11 games at SS...also saw action on special teams...ranked third on team with 70 tackles, 44 solo...had three sacks, seven passes defended and two ints....added six

QB pressures, two FR and one blocked FG...totaled seven tackles along with blocked FG vs. Akron...recovered blocked punt and recorded 91 return at East Carolina... registered career-high 11 tackles, nine solo, one pass defended and one career int. at Boston College...posted one int. at Syracuse...posted four tackles, one QB pressure and one sack vs. Pittsburgh...collected nine tackles, two sacks and one QB pressure at Central Florida...had three tackles, two solo, and one QB pressure vs. Clemson in Gator Bowl...ESPN All-America first-team...All-Big East first-team. **JUNIOR:** Started 11 games at SS...recorded career-high 74 tackles, 47 solo, six sacks, six QB pressures, two passes defended, two FR and one FF...posted seven tackles each at West Virginia and vs. Alabama-Birmingham...totaled 10 tackles, six solo, and one QB pressure vs. Clemson...had 26 FR return vs. Syracuse...registered five solo tackles, two sacks and one pass defended at Pittsburgh...posted seven solo tackles, one sack, one QB pressure and one pass defended at Temple...tallied 10 tackles, seven solo, and three sacks vs. Boston College...had three tackles vs. Florida State in Sugar Bowl...won Frank G. Mosley Award, given annually to the Virginia Tech player who shows the most hustle. **SOPHOMORE:** Played in 11 games at WOLB...recorded 18 tackles, 15 solo, and one sack...tallied 16-yard sack along with three tackles vs. Rutgers...totaled two tackles vs. Alabama in Music City Bowl...recipient of Richard Bullock Award, given to Virginia Tech's most improved players. **FRESHMAN:** Appeared in 10 games with five starts at WOLB...tallied 42 tackles, 22 solo, two sacks and one FF...had one sack and one FF at Rutgers...totaled season-high nine tackles, including one sack at Temple...had seven tackles at West Virginia...redshirted as freshman...majored in housing, interior design and resource management.

**PERSONAL:** Full name is Cary James White...born in Atlantic City, N.J....attended Oakcrest High School (Mays Landing, N.J.)...totaled 25-517, 8 TDs as WR during senior season...added seven ints...also lettered in wrestling...competed for Virginia Tech wrestling team as freshman...compiled 2-0 mark in heavyweight division and a 10-2 mark in 190-pound class...single...resides in Atlantic City, N.J.

## CAREER STATISTICS

YEAR	ST/PL	SOLO	AST	TOT	SKS	PD	FF	FR	INTS	YDS	AVG	LG	TD
1997	5/10	22	20	42	2.0	0	1	0	0	0	0.0	0	0
1998	0/11	13	5	18	1.0	1	0	0	0	0	0.0	0	0
1999	11/11	47	27	74	6.0	2	1	2	1	26	26.0	26t	1
2000	11/11	44	26	70	3.0	7	0	2	1	9	9.0	9t	1
<b>TOTAL</b>	<b>27/43</b>	<b>126</b>	<b>78</b>	<b>204</b>	<b>12.0</b>	<b>10</b>	<b>2</b>	<b>4</b>	<b>2</b>	<b>35</b>	<b>17.5</b>	<b>26t</b>	<b>2</b>



## RYAN DIEM

**Offensive Guard**

6-6 332

Northern Illinois

Draft - 4, 2001 (118th overall)

Born: July 1, 1979

71

**CAREER NOTES:** Four-year letterman and two-time captain...started final 35 games at OT...did not allow a QB sack in final two seasons...nicknamed, "The Roadgrader," for his crunching knockdown blocks...first OL in school history to be drafted since Todd Peat (1987, St. Louis Cardinals). **SENIOR:** Started all 11 games at RT...recorded 94 key blocks including 25 knockdowns... offense ranked 12th in nation in rushing (228.1 ypg.) and scoring (37.2 ppg.)... played major role as offense set school single-season record for total yards (4,706), points (409), touchdowns (51) and first downs (255)...did not allow QB sack...opened season with seven key blocks vs. Northwestern as club amassed 366 rushing yards...offense gained 428 total yards vs. Ball State...made 12 key blocks and graded season-high 95 percent as club registered 646 total yards vs. Buffalo...closed out career with five knockdowns vs. Central Michigan...The NFL Draft Report All-America third-team...All-MAC first-team...COSIDA Academic All-America. **JUNIOR:** Started all 11 games...participated in 784 plays and graded 87 percent for blocking consistency...totaled 84 key blocks and 22 knockdowns while not allowing a sack...helped offense generate 3,795 yards...opened season with six knockdown blocks vs. Western Illinois...graded season-high 94 percent vs. Kent...All-MAC first-team...GTE/COSIDA Academic All-District V selection...All-MAC Academic Team. **SOPHOMORE:** Started 11 games...competed in 724 plays at RT...had 75 key blocks and 24 knockdowns to earn 83.5 percent for blocking consistency...All-MAC second-team...Academic All-MAC honorable-mention. **FRESHMAN:** Played in nine games at RT...participated in 403 plays and had 14 knockdowns...recorded season-high 87 percent blocking consistency vs. Eastern Michigan...majored in mechanical engineering.

**PERSONAL:** Full name is Ryan Diem...born in Carol Stream, Ill....attended Glenbard North High School...USA Today All-America honorable-mention and Chicago Tribune All-State as senior...had 43 tackles and eight sacks as DL as senior...was all-state in track, setting a school indoor (60'6") and outdoor (63'1") record in shot put as senior...four-time honor roll student...graduated with 4.97 grade point average...single...resides in Carol Stream, Ill.



# RAYMOND WALLS

**Defensive Back**

5-10 175

Southern Mississippi

Draft - 5, 2001 (152nd overall)

Born: July 24, 1979

42

**CAREER NOTES:** Started 27 of 44 games...switched from WR to DB following his sophomore season...totaled 114 tackles, 80 solo, four ints. and 17 passes defended. **SENIOR:** Started all 11 games at CB...totaled 62 tackles, 47 solo, two ints. and seven passes defended...was 16-329-20.6 KOR...posted seven tackles, five solo, and 2-63 KOR vs. Tennessee...had 54t int. return along with eight tackles, six solo, and one pass defended vs. Alabama...registered six tackles each vs. Oklahoma State and Tulane...posted eight tackles, six solo, vs. Memphis...had nine solo tackles and 5-102 KOR vs. Louisville...tallied eight tackles, seven solo, one int. and one pass defended vs. East Carolina...All-Conference USA first-team. **JUNIOR:** Made switch to CB and started all 11 games...recorded 51 tackles, 32 solo, two ints. and led team with 10 passes defended...delivered four tackles along with one int. vs. Nebraska... posted seven tackles and one pass defended vs. Texas A&M...registered seven tackles and one pass defended vs. Cincinnati...totaled nine tackles, seven solo, and three passes defended vs. Louisville...posted six tackles vs. Colorado State in Liberty Bowl. **SOPHOMORE:** Played in all 11 games with five starts at WR...totaled 10-127, 1 TD receiving...recorded 3-77, 1 TD (47t) vs. Southwestern Louisiana. **FRESHMAN:** Played in all 11 games, mostly on special teams...totaled 2-23 receiving...majored in sports administration.

**PERSONAL:** Full name is Raymond Omoncial Tyshone Walls...born in Kentwood, La...attended Kentwood, La...two-year standout who totaled 33-566, 14 TDs receiving, along with five ints. as senior...named all-state by Louisiana Sports Writers Association and Louisiana High School Coaches Association...also lettered in track...single...resides in Kentwood, La.

## CAREER STATISTICS

YEAR	ST/PL	SOLO	AST	TOT	SKS	PD	FF	FR	INTS	YDS	AVG	LG	TD
1997	0/11	1	0	1	0.0	0	0	0	0	0	0.0	0	0
1998	5/11	PLAYED ON OFFENSE											
1999	11/11	32	19	51	0.0	10	0	0	2	0	0.0	0	0
2000	11/11	47	15	62	0.0	7	0	0	2	54	27.0	54t	1
<b>TOTAL</b>	<b>27/44</b>	<b>80</b>	<b>34</b>	<b>114</b>	<b>0.0</b>	<b>17</b>	<b>0</b>	<b>0</b>	<b>4</b>	<b>54</b>	<b>13.5</b>	<b>54t</b>	<b>1</b>



# JASON DOERING

**Defensive Back**

6-0 200

Wisconsin

Draft - 6b, 2001 (193rd overall)

Born: April 22, 1978

34

**PRO:** Pick obtained from N.Y. Giants for D1-01 (22nd overall).

**CAREER NOTES:** Former walk-on who started 36 games during his career...ranked 12th overall and third among DBs on school's career-record list with 338 tackles (more than any walk-on in school history)...totaled six ints. and 17 passes defended...only fifth player in school history to serve as team captain in more than one season. **SENIOR:** Played in 11 games with nine starts at FS...ranked second on team with 97 tackles, 73 solo, along with three ints. and six passes defended...led Big Ten in tackles through five games before being sidelined with injury...totaled 10 tackles, seven solo, vs. Western Michigan in season-opener...registered career-high 18 tackles, 15 solo, and three passes defended vs. Oregon...had one int. and 11 tackles vs. Cincinnati...totaled eight tackles and two passes defended vs. Northwestern...posted 10 tackles, six solo, vs. Michigan...had one int., one pass defended and 11 tackles vs. Indiana...posted 14 tackles, eight solo, vs. UCLA in Sun Bowl. **JUNIOR:** Started 12 games at FS...registered 111 tack-

les, 79 solo, five passes defended and one FF...became first DB at school since Reggie Holt in 1991 to record 100+ tackles in a season...totaled nine tackles vs. Michigan and 11 tackles vs. Ohio State...totaled 10 tackles and one pass defended vs. Michigan State... collected 14 tackles, eight solo, and one pass defended vs. Northwestern...had one FF and season-high 17 tackles vs. Purdue...tallied nine tackles, eight solo, vs. Stanford in Rose Bowl...All-Big Ten honorable mention. **SOPHOMORE:** Started all 12 games at FS...ranked second on team with 94 tackles, 71 solo...added one sack, three ints. and six passes defended...totaled 12 tackles, nine solo, in season-opener vs. San Diego State...had one sack and one FF vs. UNLV...posted 12 tackles and one int. vs. Northwestern...tied school single-game record with four passes defended, along with one FF and 11 tackles vs. Purdue...delivered six tackles, one pass defended and one int. vs. Minnesota...registered season-high 13 tackles, 12 solo, vs. Penn State...made nine tackles, seven solo, vs. UCLA in Rose Bowl. **FRESHMAN:** Played in 13 games with one start...finished with 36 tackles, 27 solo, and tackles for loss es...registered 13 tackles, eight solo, vs. Michigan in first career action on defense...earned first career start and responded with nine solo tackles vs. Penn State...redshirted as freshman...has degree in communication arts and history.

**PERSONAL:** Full name is Jason James Doering...born in Rhinelander, Wisc....attended Rhinelander High School...registered 76 tackles and four ints. as senior...single...resides in Rhinelander, Wisc.

### CAREER STATISTICS

YEAR	ST/PL	SOLO	AST	TOT	SKS	PD	FF	FR	INTS	YDS	AVG	LG	TD
1997	1/13	27	9	36	0.0	0	0	1	0	0	0.0	0	0
1998	12/12	71	23	94	1.0	6	2	0	3	22	7.3	22	0
1999	12/12	79	32	111	0.0	5	1	0	0	0	0.0	0	0
2000	9/11	73	24	97	0.0	6	0	0	3	0	0.0	0	0
<b>TOTAL</b>	<b>34/48</b>	<b>250</b>	<b>88</b>	<b>338</b>	<b>1.0</b>	<b>17</b>	<b>3</b>	<b>1</b>	<b>6</b>	<b>22</b>	<b>3.7</b>	<b>22</b>	<b>0</b>



## RICK DeMULLING

*Offensive Guard*

6-4 313

Idaho

Draft - 7, 2001 (220th overall)

Born: July 21, 1977

64

**CAREER NOTES:** Four-year starter and three-year All-Big West performer...did not allow a sack in his last 23 starts. **SENIOR:** Started all 11 games...switched from OT to OG...led team with 113 knockdowns and 85.2 percent graded for blocking consistency...helped offense generate 4,985 yards (453.2 ypg)...opened season with nine knockdowns vs. Washington...delivered 10 knockdowns vs. Idaho as team totaled 454 yards...graded season-high 94 percent with 10 knockdowns vs. New Mexico State...had eight knockdowns as team gained 400 total yards...All-Big West first-team. **JUNIOR:** Started nine games at LT...led team with 87 knockdowns and graded 83 percent for blocking consistency...pass protection paved way for team average 364.4 ypg...collected nine knockdowns as team piled up 475 yards in season-opener...registered season-high 12 knockdowns and graded 90 percent for blocking consistency vs. Nevada...helped team amass 212 rushing yards vs. Montana...All-Big West first-team. **SOPHOMORE:** Started 11 games at OT...made 91 knockdowns and graded 82.9 percent for blocking consistency... played major role as team averaged 446.5 yards per game in total offense...had key TD-resulting block vs. Eastern Washington as team collected 452 total yards...played major role in team gaining 359 yards rushing vs. Idaho State...All-Big West first-team. **FRESHMAN:** Saw action in eight games...majored in general studies.

**PERSONAL:** Full name is Rick Elwood DeMulling...born in Cheney, Wash....attended Cheney High School...lettered in both basketball and football...single...resides in Reardan, Wash.

# COLTS TRAINING CAMP ALPHABETICAL ROSTER

NO.	NAME	POS.	HT.	WT.	BIRTH- DATE	NFL EXP.	COLLEGE
2	ALBEA, TROY	WR	5-11	218	4/30/78	R	APPALACHIAN ST.
23	BARNES, LIONEL	DE	6-5	274	4/19/76	R	LA-MONROE
98	BASHIR, IDREES	DB	6-2	206	12/ 7/78	3	MEMPHIS
41	BIRD, CORY	DB	5-10	216	8/10/78	R	VIRGINIA TECH
92	BRATZKE, CHAD	DE	6-5	272	9/15/71	8	E. KENTUCKY
26	BROOKS, RODREGIS	DB	5-9	184	8/30/78	R	ALABAMA-BIRM.
45	BROWN, KEVIN	RB	6-1	230	6/26/78	2	NEV. LAS VEGAS
20	BURRIS, JEFF	DB	6-0	190	6/ 7/72	7	NOTRE DAME
37	COTA, CHAD	DB	6-0	196	8/ 8/71	1	OREGON
31	CROSBY, CLIFTON	DB	5-10	172	9/17/74	2	MARYLAND
49	DAVENPORT, JOE DEAN	TE	6-6	273	10/29/76	1	ARKANSAS
38	DEES, DEMAPY	DB	5-10	177	10/22/77	R	BOISE STATE
64	DeMULLING, RICK	OG	6-4	304	7/21/77	R	IDAHO
71	DIEM, RYAN	OG	6-6	332	7/ 1/79	R	N. ILLINOIS
85	DILGER, KEN	TE	6-5	253	2/ 2/71	7	ILLINOIS
34	DOERING, JASON	DB	6-0	205	8/22/78	R	WISCONSIN
36	FINN, JIM	RB	6-0	235	12/ 9/76	2	PENN
23	FOX, DEREK	DB	5-11	200	12/27/77	1	PENN STATE
11	FREEMAN, BRAD	WR	6-1	210	9/13/75	1	MISSISSIPPI STATE
59	GENTRY, JOSH	LB	6-1	236	6/ 3/78	1	UNIV. OF INDPLS.
69	GILBERT, BEN	OG	6-4	310	6/ 6/78	2	OHIO STATE
78	GLENIN, TARIK	OT	6-5	332	5/25/76	5	CALIFORNIA
30	GORDON, LENNOX	RB	6-0	201	9/ 9/78	3	NEW MEXICO
84	GREEN, E.G.	WR	5-11	188	6/28/75	4	FLORIDA STATE
10	HADDAD, DREW	WR	5-11	185	8/15/78	1	BUFFALO
47	HAMPTON, JERMAINE	DB	6-0	205	6/12/79	R	N. ILLINOIS
25	HARPER, NICK	DB	5-10	184	9/10/74	1	FT. VALLEY STATE
88	HARRISON, MARVIN	WR	6-0	178	8/25/72	6	SYRACUSE
12	HOBERT, BILLY JOE	QB	6-3	235	1/ 8/71	9	WASHINGTON
56	HOLLIER, DWIGHT	LB	6-2	242	4/21/69	11	NORTH CAROLINA
79	HOLSEY, BERNARD	DL	6-2	286	10/10/73	6	DUKE
1	INSLEY, TREVOR	WR	6-0	190	12/25/77	2	NEVADA-RENO
74	JACKSON, WAVERLY	OG	6-0	315	12/19/72	4	VIRGINIA TECH
32	JAMES, EDGERRIN	RB	6-0	214	8/ 1/78	3	MIAMI
62	JOHNSON, ELUS	DT	6-2	288	10/30/73	7	FLORIDA
6	JONES, AARON	WR	5-11	185	8/22/77	R	UTAH STATE
35	JONES, ANTEI	DB	5-9	190	5/10/79	R	OKLAHOMA
83	KEUR, JOSH	TE	6-4	270	9/14/76	2	MICHIGAN STATE
7	KIGHT, DANNY	K	6-1	214	8/18/71	3	AUGUSTA STATE
95	KING, SHAWN	DE	6-3	275	6/24/72	6	LA-MONROE
60w	LAQUERRE, PAUL	OG	6-2	294	10/26/77	R	BOSTON COLLEGE
27	MACKLIN, DAVID	DB	5-9	193	7/14/78	2	PENN STATE
18	MANNING, PEYTON	QB	6-5	230	3/24/76	4	TENNESSEE
43	McDUGAL, KEVIN	RB	5-11	203	5/18/77	2	COLORADO STATE
76	McKINNEY, STEVE	OG	6-4	295	10/15/75	4	TEXAS A&M
73	MEADOWS, ADAM	OT	6-5	295	1/25/74	5	GEORGIA
57	MERANDI, JOHN	OL	6-3	296	2/23/78	R	NOTRE DAME
15	MEYER, DAVE	QB	6-3	200	11/14/77	R	VIRGINIA TECH
65	MILLER, BRANDON	DT	6-0	299	11/27/75	2	GEORGIA
39	MILLICAN, BRETT	RB	5-10	202	10/30/77	R	GEORGIA
30	MOORE, LARRY	OG	6-2	296	6/ 1/75	4	BRIGHTMAN YOUNG
75	MOREIRA, TOM	OG	6-3	331	6/16/77	2	HOFSTRA
94	MORRIS, ROB	LB	6-2	238	1/18/75	2	BRIGHTMAN YOUNG
91	MORTON, MIKE	LB	6-4	238	3/28/72	7	NORTH CAROLINA
21	MUHAMMAD, MUSTAFAH	DB	5-9	180	10/19/73	3	FRESNO STATE
61w	MURPHY, ROB	OG	6-5	310	1/18/77	1	OHIO STATE
91	NWOKORIE, CHUKIE	DE	6-3	280	7/10/75	3	PURDUE
5	OLSEN, ERIC	K	5-9	192	4/12/77	R	ARMY
67	OLSEN, HANS	DT	6-4	304	7/31/77	1	BRIGHTMAN YOUNG
44	OLRS, WES	RB	6-0	284	12/30/77	R	WEST VIRGINIA
86	PATHON, JEROME	WR	6-0	182	12/16/75	4	WASHINGTON
97	PETER, CHRISTIAN	DT	6-1	292	10/ 5/72	5	NEBRASKA
52	PETERSON, MIKE	LB	6-3	232	6/12/76	3	FLORIDA
60b	PINKNEY, CLEVELAND	DT	6-0	290	9/14/77	R	SOUTH CAROLINA
81	POLLARD, MARCUS	TE	6-3	248	2/ 8/72	7	BRADLEY
68	REDDING, JOSH	OT	6-4	312	12/25/77	R	VIRGINIA TECH
61b	RENES, ROB	DT	6-1	295	3/28/77	2	MICHIGAN
14	RHINE, ALAN	F	5-11	187	3/11/78	R	FLORIDA
40	RHODES, DOMINIC	RB	5-9	208	1/17/79	R	MIDWEST. TX. ST.
72	RIDDER, TIM	OL	6-7	306	12/12/76	1	NOTRE DAM
8	ROBINSON, RODERICK	QB	6-3	235	5/17/76	1	ARK-PINE BLUFF
63	SATURDAY, JEFF	C	6-2	293	6/ 8/75	3	NORTH CAROLINA
99	SCIOU, BRAD	DE	6-3	274	9/ 6/76	3	PENN STATE
17	SMITH, HUNTER	P	6-3	212	8/ 9/77	3	NOTRE DAME
35	SMITH, MATT	LB	6-3	242	6/ 2/76	R	OREGON
46	SNOW, JUSTIN	TE	6-3	234	12/21/76	2	BAYLOR
58	STOCKBAUER, MARC	LB	6-3	230	9/25/77	1	STANFORD
98	SWORD, SAM	LB	6-1	245	12/ 4/74	3	MICHIGAN
13	VANDERJAGT, MIKE	K	6-5	210	3/24/70	4	WEST VIRGINIA
42	WALLS, RAYMOND	DB	5-10	175	7/24/79	R	S. MISSISSIPPI
90	WARREN, DAVID	DE	6-2	253	10/14/78	R	FLORIDA STATE
53	WASHINGTON, MARCUS	LB	6-3	255	10/17/77	2	AUBURN
87	WAYNE, REGGIE	WR	6-0	197	11/17/78	R	MIAMI
80	WILKINS, TERRENCE	WR	5-8	178	7/29/75	3	VIRGINIA
96	WILLIAMS, JOSH	DT	6-3	284	8/ 9/76	2	MICHIGAN
9	WILLIAMS, MARCUS	WR	6-5	233	12/12/77	R	WASHINGTON ST.
3	WILMOT, DWAYNE	WR	5-10	204	2/ 8/79	R	MAINE
33	WILTURNER, DANIEL	DB	5-7	172	11/30/76	R	BAYLOR

# COLTS TRAINING CAMP NUMERICAL ROSTER

NO.	NAME	POS.	HT.	WT.	NFL EXP.	COLLEGE	HOMETOWN	HOW ACC.
1	TREVOR INSLEY	WR	6-0	190	2	NEVADA-RENO	SAN CLEMENTE, CA	FA-01
2	TROY ALBEA	WR	5-11	218	R	APPALACHIAN ST.	LINCOLNTON, GA	FA-01
3	DWAYNE WILMOT	WR	5-10	204	R	MAINE	FREEPORT, NY	FA-01
5	ERIC OLSEN	K	5-9	192	1	ARMY	FORT LAUDERDALE, FL	FA-00
6	AARON JONES	WR	5-11	185	R	UTAH STATE	CASA GRANDE, AZ	FA-01
7	DAFNY KIGHT	K	6-1	214	3	AUGUSTA STATE	ATLANTA, GA	FA-99
8	RODERICK ROBINSON	QB	6-3	235	1	ARK-PINE BLUFF	MEMPHIS, TN	FA-01
9	MARCUS WILLIAMS	WR	6-5	225	R	WASHINGTON ST.	OAKLAND, CA	FA-01
10	DREW HADDAD	WR	5-11	185	1	BUFFALO	WESTLAKE, OH	FA-01
11	BRAD FREEMAN	WR	6-1	210	1	MISSISSIPPI STATE	MEMPHIS, TN	FA-01
12	BILLY JOE HOBERT	QB	6-3	235	9	WASHINGTON	PUYALLUP, WA	FA-00
13	MIKE VANDERJAGT	K	6-5	210	4	WEST VIRGINIA	CAKYLING, ONTARIO	FA-98
14	ALAN RHINE	P	5-11	187	R	FLORIDA	SEBRING, FL	FA-01
15	DAVE MEYER	QB	6-3	200	R	VIRGINIA TECH	RAMSEY, NJ	FA-01
17	HUNTER SMITH	P	6-2	212	3	NOTRE DAME	SHERMAN, TX	D7a-99
18	PEYTON MANNING	QB	6-5	230	4	TENNESSEE	NEW ORLEANS, LA	D1-98
20	JEFF BURRIS	DB	6-0	190	8	NOTRE DAME	ROCK HILL, SC	UFA-98 (Bull)
21	MUSTAFAH MUHAMMAD	DB	5-9	180	3	FRESNO STATE	LOS ANGELES, CA	FA-99
23	DEREK FOX	DB	5-11	200	1	PENN STATE	CANTON, OH	FA-01
25	NICK HARPER	DB	5-10	184	1	FORT VALLEY STATE	BALDWIN, GA	FA-01
26	RODREGIS BROOKS	DB	5-9	184	1	ALABAMA-BIRM.	ALEXANDER CITY, AL	D7b-00
27	DAVID MACKLIN	DB	5-9	193	2	PENN STATE	NEWPORT NEWS, VA	D3-00
28	IDREES BASHIR	DB	6-2	206	R	MEMPHIS	DECATUR, GA	D2a-01
30	LENNOX GORDON	RB	6-0	201	3	NEW MEXICO	HIGHLEY, AZ	FA-00
31	CLIFTON CROSBY	DB	5-10	172	2	MARYLAND	ERIE, PA	FA-00
32	EDGERRIN JAMES	RB	6-0	214	3	MIAMI	IMMOKALEE, FL	D1-99
33	DANIEL WILTURNER	DB	5-7	172	R	BAYLOR	HOUSTON, TX	FA-01
34	JASON DOERING	DB	6-0	205	R	WISCONSIN	RHINELANDER, WI	D6b-01
35	ONTEI JONES	DB	5-9	190	R	OKLAHOMA	HOMESTEAD, FL	FA-01
36	JIM FINN	RB	6-0	235	2	PENN	TEANECK, NJ	FA-00
37	CHAD COTA	DB	6-0	196	7	OREGON	ASHLAND, OR	UFA-99 (NO)
38	DEMPSEY DEES	DB	5-10	177	R	BOISE STATE	YUMA, AZ	FA-01
39	BRETT MILLICAN	RB	5-10	202	R	GEORGIA	LILBURN, GA	FA-01
40	DOMINIC RHODES	RB	5-9	208	R	MIDWEST TX ST.	ABIENE, TX	FA-01
41	CORY BIRD	DB	5-10	216	R	VIRGINIA TECH	ATLANTIC CITY, NJ	D3b-01
42	RAYMOND WALLS	DB	5-10	175	R	S MISSISSIPPI	KENTWOOD, IA	D5-01
43	KEVIN McDUGAL	RB	5-11	203	2	COLORADO STATE	DENVER, CO	FA-00
44	WES OLURS	RB	6-0	284	R	WEST VIRGINIA	RAWLINGS, MD	FA-01
45	KEVIN BROWN	RB	6-1	230	2	NEVADA-LAS VEGAS	MOSS POINT, MS	FA-01
47	JERMAINE HAMPTON	DB	6-0	205	R	N. ILLINOIS	RIERDALE, IL	FA-01
48	JUSTIN SNOOW	TE	6-3	234	2	BAYLOR	ABIENE, TX	FA-00
49	JOE DEAN DAVENPORT	TE	6-6	273	1	ARKANSAS	SPRINGDALE, AR	FA-01
50	LARRY MOORE	OG	6-2	296	4	BRIGHAM YOUNG	SAN DIEGO, CA	FA-98
51	MIKE MORTON	LB	6-4	238	7	NORTH CAROLINA	CONCORD, NC	UFA-01 (GB)
52	MIKE PETERSON	LB	6-1	232	3	FLORIDA	GAINESVILLE, FL	D2-99
53	MARCUS WASHINGTON	LB	6-3	247	2	AUBURN	AUBURN, AL	D2-00
55	MATT SMITH	LB	6-3	242	R	OREGON	GRASS PASS, OR	FA-01
56	DWIGHT HOLLIER	LB	6-2	242	11	NORTH CAROLINA	HAMPTON, VA	FA-01
57	JOHN MERANDI	OL	6-3	296	R	NOTRE DAME	FONTANA, CA	FA-01
58	MARC STOCKBAUER	LB	6-3	230	1	STANFORD	BATON ROUGE, LA	FA-01
59	JOSH GENTRY	LB	6-1	236	1	UNIV OF INDPLS	REMINGTON, IN	FA-01
60b	CLEVELAND PINKNEY	DT	6-0	290	R	NORTH CAROLINA	SUMPTER, SC	FA-01
60w	PAUL LAQUERRE	OG	6-2	294	R	BOSTON COLLEGE	W. BARNSTABLE, MA	FA-01
61b	ROB RENES	DT	6-1	295	2	MICHIGAN	HOLLAND, MI	D7a-00
61w	ROB MURPHY	OG	6-5	310	1	OHIO STATE	CINCINNATI, OH	FA-01
62	ELLIS JOHNSON	DT	6-2	288	7	FLORIDA	WILDWOOD, FL	D1-95
63	JEFF SATURDAY	C	6-2	293	3	NORTH CAROLINA	TUCKER, GA	FA-99
64	RICK DeMULLING	OG	6-4	304	R	IDAHO	CHENEY, WA	D7-01
65	BRANDON MILLER	DT	6-0	299	2	GEORGIA	GREENSBORO, GA	FA-00
67	HANS OLSEN	DT	6-4	304	R	BRIGHAM YOUNG	WEISER, ID	FA-01
68	JOSH REDDING	OT	6-4	312	R	VIRGINIA TECH	HANOVER, PA	FA-01
69	BEN GILBERT	OG	6-4	310	2	OHIO STATE	LANCASTER, OH	FA-00
71	RYAN DIEM	OG	6-6	332	R	N. ILLINOIS	CAROL STREAM, IL	D4-01
72	TIM RIDDER	OL	6-7	306	1	NOTRE DAME	OMAHA, NE	FA-01
73	ADAM MEADOWS	OT	6-5	295	5	GEORGIA	POWDER SPRINGS, GA	D2-97
74	WAVELY JACKSON	OG	6-2	315	4	VIRGINIA TECH	SOUTH HILL, VA	FA-98
75	DOM MOREIRA	OG	6-3	331	2	HOFSTRA	YONKERS, NY	FA-01
76	STEVE MCKINNEY	OG	6-4	295	4	TEXAS A&M	HOUSTON, TX	D4-98
78	TARIK GLENN	OT	6-5	332	5	CALIFORNIA	OAKLAND, CA	D1-97
79	BERNARD HOLSEY	DL	6-2	286	6	DUKE	CAVE SPRING, GA	UFA-00 (INTC)
80	TERRENCE WILKINS	WR	5-8	178	3	VIRGINIA	WASHINGTON, DC	FA-99
81	MARCUS POLLARD	TE	6-3	248	2	BRADLEY	VALLEY, AL	FA-95
83	JOSH KEUR	TE	6-4	270	2	MICHIGAN STATE	MUSKOGON, MI	FA-00
84	E. G. GREEN	WR	5-11	188	4	FLORIDA STATE	FT. WALTON BEACH, FL	D3-98
85	KEN DILGER	TE	6-5	253	7	ILLINOIS	MARIAH HILL, IN	D2-95
86	JEROME PATHON	WR	6-0	182	4	WASHINGTON	CAPTETOWN, S. AFRICA	D2-98
87	REGGIE WAYNE	WR	6-0	197	R	MIAMI	MARRERO, LA	D1b-01
88	MARVIN HARRISON	WR	6-0	178	6	SYRACUSE	PHILADELPHIA, PA	D1-96
90	DAVID WARREN	DE	6-2	253	R	FLORIDA STATE	TYLER, TX	FA-01
91	CHUKIE NNWOKORIE	DE	6-3	280	3	PURDUE	LAFAYETTE, IN	FA-00
92	CHAD BRATZKE	DE	6-5	272	8	E. KENTUCKY	BRANDON, FL	UFA-99 (INTC)
93	LIONEL BARNES	DE	6-5	274	3	LA MONROE	SUFFOLK, ENGLAND	W00 (SU)
94	ROB MORRIS	LB	6-2	238	2	BRIGHAM YOUNG	NAMPA, ID	D1-00
95	SHAWN KING	DE	6-3	275	6	LA MONROE	WEST MONROE, LA	UFA-99 (Col)
96	JOSH WILLIAMS	DT	6-3	284	2	MICHIGAN	HOUSTON, TX	D4-00
97	CHRISTIAN PETER	DT	6-3	292	5	NEBRASKA	LOCUST, NJ	UFA-01 (INTC)
98	SAM SWORD	LB	6-1	245	3	MICHIGAN	SAGINAW, MI	FA-00
99	BRAD SCIOU	DE	6-3	274	3	PENN STATE	BRIDGEPORT, PA	D5-99



# NATIONAL FOOTBALL LEAGUE

280 Park Ave., New York, N.Y. 10017  
(212) 450-2000

Commissioner	Paul Tagliabue
Executive Vice President/Labor Relations NFLMC	Harold Henderson
Executive Vice President/League Counsel	Jeff Pash
Executive Vice President/Business, Properties, and Club Services	Roger Goodell
Executive Vice President of New Media/Internet and Enterprises	Tom Spock
Senior Vice President/Communications and Government Affairs	Joe Browne
Senior Vice President/Broadcasting and Network Television	Dennis Lewin
Senior Vice President/Football Operations	George Young
Vice President/Special Events	Jim Steeg
Vice President/Programming	John Collins
Vice President of Public Relations	Greg Aiello
Director of International Public Affairs	Pete Abitante
Director of Media Services	Leslie Hammond
Director of Corporate Communications	Chris Widmaier
Director of Broadcasting Services	Dick Maxwell
Senior Director of Security	Milt Ahlerich
Senior Director of Officiating	Jerry Seeman
Senior Vice President/General Counsel	Dennis Curran
Senior Vice President/Labor Relations	Peter Ruocco

## NFL PUBLIC RELATIONS DIRECTORS

Arizona	Paul Jensen	(602) 379-0101
Atlanta	Aaron Salkin	(770) 965-3115
Baltimore	Kevin Byrne	(410) 654-6200
Buffalo	Scott Berchtold	(716) 648-1800
Carolina	Charlie Dayton	(704) 358-7000
Chicago	Scott Hagel	(847) 295-6600
Cincinnati	Jack Brennan	(513) 621-3550
Cleveland	Todd Stewart	(440) 891-5000
Dallas	Rich Dalrymple	(972) 785-9900
Denver	Jim Saccomano	(303) 649-9000
Detroit	Matt Barnhart	(248) 335-4131
Green Bay	Lee Rimmel	(920) 496-5700
Houston	Tony Wyllie	(713) 336-7700
Indianapolis	Craig Kelley	(317) 297-2658
Jacksonville	Dan Edwards	(904) 633-6000
Kansas City	Robert Moore	(816) 920-9300
Miami	Harvey Greene	(954) 452-7000
Minnesota	Bob Hagan	(952) 828-6500
New England	Stacey James	(508) 543-8200
New Orleans	Greg Benschel	(504) 733-0255
New York Giants	Pat Hanlon	(201) 935-8111
New York Jets	Frank Ramos	(516) 560-8100
Oakland	Mike Taylor	(510) 864-5000
Philadelphia	Derek Boyko	(215) 463-2500
Pittsburgh	Ron Wahl	(412) 432-7800
St. Louis	Rick Smith	(314) 982-7267
San Diego	Bill Johnston	(619) 874-4500
San Francisco	Kirk Reynolds	(408) 562-4949
Seattle	Dave Pearson	(425) 827-9777
Tampa Bay	Reggie Roberts	(813) 870-2700
Tennessee	Robbie Bohren	(615) 565-4000
Washington	Michelle Tessier	(703) 478-8900

## Other Public Relations Contacts

Elias Sports Bureau	Seymour Siwoff	(212) 869-1530
Hall of Fame	Joe Horrigan	(330) 456-8207
ABC-TV	Mark Mandel	(212) 456-4867
FOX	Dan Bell	(212) 556-2467
CBS-TV	Leslie Anne Wade	(212) 975-5171
ESPN	Chris LaPlaca	(860) 766-2239

## FINAL 2000 REGULAR SEASON STANDINGS

## AMERICAN FOOTBALL CONFERENCE

## Eastern Division

	W	L	T	Pct.	Pts.	OP
Miami #	11	5	0	.688	323	226
Indianapolis*	10	6	0	.625	429	326
NY Jets	9	7	0	.563	321	321
Buffalo	8	8	0	.500	315	350
New England	5	11	0	.313	276	338

## Central Division

	W	L	T	Pct.	Pts.	OP
Tennessee #	13	3	0	.813	346	191
Baltimore*	12	4	0	.750	333	165
Pittsburgh	9	7	0	.563	321	255
Jacksonville	7	9	0	.438	367	327
Cincinnati	4	12	0	.250	185	359
Cleveland	3	13	0	.188	161	419

## Western Division

	W	L	T	Pct.	Pts.	OP
Oakland #	12	4	0	.750	479	299
Denver*	11	5	0	.688	485	369
Kansas City	7	9	0	.438	355	354
Seattle	6	10	0	.375	320	405
San Diego	1	15	0	.063	269	440

#Division Champion

\*Wildcard

## AFC Wild Card Playoff Games

MIAMI 23, Indianapolis 17 (OT)  
BALTIMORE 21, Denver 3

## AFC Divisional Playoff Games

OAKLAND 27, Miami 0  
Baltimore 24, TENNESSEE 10

## AFC Championship Game

Baltimore 16, OAKLAND 3

## NATIONAL FOOTBALL CONFERENCE

## Eastern Division

	W	L	T	Pct.	Pts.	OP
NY Giants #	12	4	0	.750	328	248
Philadelphia*	11	5	0	.688	351	248
Washington	8	8	0	.500	281	281
Dallas	5	11	0	.313	294	343
Arizona	3	13	0	.188	210	441

## Central Division

	W	L	T	Pct.	Pts.	OP
Minnesota #	11	5	0	.688	397	371
Tampa Bay*	10	6	0	.625	388	269
Green Bay	9	7	0	.563	353	323
Detroit	9	7	0	.563	307	307
Chicago	5	11	0	.313	216	350

## Western Division

	W	L	T	Pct.	Pts.	OP
New Orleans #	10	6	0	.625	354	305
St. Louis*	10	6	0	.625	540	471
Carolina	7	9	0	.438	310	310
San Francisco	6	10	0	.375	388	422
Atlanta	4	12	0	.250	252	415

## NFC Wild Card Playoff Games

NEW ORLEANS 31, St. Louis 28  
PHILADELPHIA 21, Tampa Bay 3

## NFC Divisional Playoff Games

MINNESOTA 34, New Orleans 16  
N.Y. GIANTS 20, Philadelphia 10

## NFC Championship Game

N.Y. GIANTS 41, Minnesota 0

## Super Bowl XXXIV at Georgia Dome, Atlanta, Georgia

Baltimore 34, New York Giants 7

## 2000 SEASON REVIEW

## Preseason (Won 3, Lost 2)

Date	Opponent	Result	Colts-Opp.	Record	Attendance
07/29	Atlanta	L	13-20	0-1	47,985
08/05	at Seattle	L	16-28	0-2	68,578
08/12	New Orleans	W	17-0	1-2	20,105
08/19	vs. Pittsburgh (Mexico)	W	24-23	2-2	—
08/24	Minnesota	W	32-30	3-2	51,337

## Regular Season (Won 10, Lost 6)

Date	Opponent	Result	Colts-Opp.	Record	Attendance
09/03	at Kansas City	W	27-14	1-0	78,357
09/10	Oakland	L	31-38	1-1	56,769
09/25	Jacksonville	W	43-14	2-1	56,816
10/01	at Buffalo	W	18-16	3-1	72,617
10/08	at New England	L	16-24	3-2	60,292
10/15	at Seattle	W	37-24	4-2	63,593
10/22	New England	W	30-23	5-2	56,828
10/29	Detroit	W	30-18	6-2	56,971
11/05	at Chicago	L	24-27	6-3	66,944
11/12	NY Jets	W	23-15	7-3	56,657
11/19	at Green Bay	L	24-26	7-4	59,869
11/26	Miami	L	14-17	7-5	56,935
12/03	at NY Jets	L	17-27	7-6	78,138
12/11	Buffalo	W	44-20	8-6	56,671
12/17	at Miami	W	20-13	9-6	73,884
12/24	Minnesota	W	31-10	10-6	56,672

## Post-Season (Won 0, Lost 1)

12/30	at Miami	L	17-23	—	73,193
-------	----------	---	-------	---	--------

# GAME BY GAME SUMMARY

1

## INDIANAPOLIS COLTS 27, KANSAS CITY 14

September 3, 2000

Arrowhead Stadium

12:00 p.m.



Weather: Mostly Sunny, 90 degrees • Attendance: 78,357 • Time: 2:58

The Colts produced their first opening-day road win since 1983 and their first back-to-back season-opening wins since 1980-81 by producing a 27-14 victory in Arrowhead Stadium. Indianapolis suffered turnovers on two game-starting drives. RB-Edgerrin James (28-124, 1 TD rushing/6-40, 1 TD receiving) lost a fumble inside the Chiefs' 10, then QB-Peyton Manning (22-32-273, 1 TD/int.) was picked off. James burst over from a yard out :45 into the second quarter before Kansas City tied matters as QB-Elvis Grbac (16-37-212, 2 TDs/1 int.) hit RB-Tony Richardson on an 111 pass. The half ended at 7-7. The Colts broke on top 14-7 as James scored on a 271 screen pass 6:37 into the third period. The Chiefs responded when Grbac hit WR-Derrick Alexander on a 211 pass. K-Mike Vanderjagt put the Colts ahead 17-14 with a 23-yard field goal four plays into the final quarter. DB-Jeff Burris eased Indy into a 10-point lead with a 271 interception return less than one minute after Vanderjagt's boot. Vanderjagt added a 40-yard field goal with 4:01 to go.

Colts	0	7	7	13	27
Chiefs	0	7	7	0	14

### Scoring Summary

		Q	Time	Drive	Time
Colts	James 1 run (Vanderjagt kick)	2-	0:45	11-92	6:20
KC	Richardson 11 pass from Grbac (Stoyanovich kick)	2-	9:37	3-51	1:22
Colts	James 27 pass from Manning (Vanderjagt kick)	3-	6:37	5-54	2:44
KC	Alexander 21 pass from Grbac (Stoyanovich kick)	3-	10:35	9-76	3:58
Colts	Vanderjagt 23 FG	4-	1:23	9-27	3:56
Colts	Burris 27 interception return (Vanderjagt kick)	4-	2:22		
Colts	Vanderjagt 40 FG	4-	10:59	9-58	4:50

### TEAM STATISTICS

	Chiefs	Colts
First Downs	17	20
Rushes/Yards	24-74	32-119
Net Passing Yards	206	267
Total Net Yards	280	386
Passing (A-C-I)	37-16-1	32-22-1
Sacks-Yards	1-6	1-6
Punts-Avg.	8-47.0	4-56.5
Fumbles/Lost	0/0	1/1
Penalties	6-50	7-78
Time of Possession	26:47	33:13
Field Goals	None	23-40
3rd-Down Conversion	5/15	6/13
4th-Down Conversion	0/1	0/0

### COLTS STARTERS

	Offense	Defense
WR	Jerome Pathon	LDE Bernard Halsey
LT	Tarik Glenn	LDT Bernard Whittington
LG	Steve McKinney	RDT Ellis Johnson
C	Jeff Saturday	RDE Chad Bratzke
RG	Larry Moore	LLB Cornelius Bennett
RT	Adam Meadows	MLB Dwight Hollier
TE	Ken Dilger	RLB Mike Peterson
WR	Marvin Harrison	LCB Jeff Burris
QB	Peyton Manning	RCB Tyrone Poole
RB	Edgerrin James	SS Chad Cata
TE	Marcus Pollard	FS Jason Belser

### INDIVIDUAL STATISTICS

Rushing -	Chiefs: Richardson 13-58; Moreau 3-15; Cloud 2-5; Bennett 6-(-4)
	Colts: James 28-124, 1 TD; Manning 3-(-3); al-Jabbar 1-(-2)
Passing -	Chiefs: Grbac 37-16-212-2-1 Sacked: 1-6
	Colts: Manning 32-22-273-1-1 Sacked: 1-6
Receiving -	Chiefs: Alexander 5-50, 1 TD; Morris 3-58; Gonzalez 2-34; Lockett 2-29; Richardson 2-24, 1 TD; Bennett 2-17
	Colts: Harrison 9-115; James 6-40, 1 TD; Pathon 3-55; Green 2-35; Dilger 2-28
Interceptions -	Chiefs: Edwards 1-3-3-0
	Colts: Burris 1-27-27-1
Punts -	Chiefs: Sauerbrun 8-376-47.0-32.0-54-0, 2 TB/2 In20
	Colts: Smith 4-226-56.5-42.0-62-0, 2 TB
KO Returns -	Chiefs: Cloud 5-111-27-0
	Colts: Williams 2-33-21-0
Punt Returns -	Chiefs: Parker 2-18-17-0
	Colts: Williams 4-80-40-0, 1 FC
QB Sacks -	Chiefs: Hicks 1-6
	Colts: Chester 1-6
Fumble Recoveries -	Chiefs: Hasty 1-0-0-0
	Colts: None

2

**OAKLAND RAIDERS 38, INDIANAPOLIS COLTS 31**

September 10, 2000

RCA Dome

12:00 p.m.



Weather: Indoors, 72 degrees • Attendance: 56,769 • Time: 3:14

Oakland responded to a 24-point Indianapolis first-half blitz with a 31-point effort over the final 30 minutes to claim a 38-31 victory over the Colts. QB-Rich Gannon (3, 7, 6) and RB-Tyrone Wheatley (6, 1) produced rushing touchdowns to offset the Colts offense that totaled 462 yards, spurred by QB-Peyton Manning (33-48-367, 3 TDs/2 ints.), RB-Edgerrin James (18-91, 1 TD rushing/6-36, 1 TD receiving) and WR-Marvin Harrison (10-141, 1 TD). Indianapolis jumped to a 21-0 lead and led at the half, 24-7, but Oakland produced 24 third-quarter points to take the lead. Manning teamed with Harrison on a 501 pass with 4:07 left, but he suffered an interception at the Raiders' goal line with 1:00 left to end the comeback hopes. Five rushing scores surrendered by the Colts tied a club record set back in 1959, while three rushing scores by an opposing quarterback was a first against the Colts since Green Bay's Tobin Rote on 11/13/54. Harrison (62 games) tied WR-Jessie Hester for the second-longest streak in club history for consecutive games with a reception. K-Mike Vanderjagt misfired on a 47-yard field goal, ending his streak at 28 consecutive successful attempts, the fourth-longest in NFL history.

Raiders	0	7	24	7	38
Colts	14	10	0	7	31

**Scoring Summary**

		Q	Time	Drive	Time
Colts	Pollard 13 pass from Manning (Vanderjagt kick)	1-	4:43	9-80	4:43
Colts	James 6 run (Vanderjagt kick)	1-	10:03	7-62	3:42
Colts	James 10 pass from Manning (Vanderjagt kick)	2-	3:32	10-60	5:11
O	Gannon 3 run (Janikowski kick)	2-	12:09	8-63	4:45
Colts	Vanderjagt 31 FG	2-	14:57	12-66	2:48
O	Gannon 7 run (Janikowski kick)	3-	4:04	8-77	4:04
O	Janikowski 24 FG	3-	7:30	4-9	1:27
O	Gannon 6 run (Janikowski kick)	3-	11:02	3-15	1:27
O	Wheatley 6 run (Janikowski kick)	3-	14:19	5-54	2:04
O	Wheatley 1 run (Janikowski kick)	4-	9:21	14-77	8:36
Colts	Harrison 50 pass from Manning (Vanderjagt kick)	4-	10:53	6-80	1:32

**TEAM STATISTICS**

	Raiders	Colts
First Downs	21	28
Rushes/Yards	38-152	20-111
Net Passing Yards	207	351
Total Net Yards	359	462
Passing (A-C-I)	22-15-0	48-33-2
Sacks-Yards	0-0	2-16
Punts-Avg.	3-52.7	2-57.5
Fumbles/Lost	1/0	1/1
Penalties	5-35	7-41
Time of Possession	31:05	28:55
Field Goals	50-24	47-31
3rd-Down Conversion	6/12	5/10
4th-Down Conversion	0/0	0/1

**COLTS STARTERS**

	Offense	Defense
WR	Jerome Pathon	LDE Bernard Holsey
LT	Tarik Glenn	LDT Bernard Whittington
LG	Steve McKinney	RDT Ellis Johnson
C	Jeff Saturday	RDE Chad Bratzke
RG	Larry Moore	LLB Cornelius Bennett
RT	Adam Meadows	MLB Dwight Hollier
TE	Ken Dilger	RLB Mike Peterson
WR	Marvin Harrison	LCB Jeff Burris
QB	Peyton Manning	RCB Tyrone Poole
RB	Edgerrin James	SS Chad Cota
TE	Marcus Pollard	FS Jason Belser

**INDIVIDUAL STATISTICS**

Rushing -	Raiders:	Kaufman 8-66; Wheatley 20-49, 2 TDs; Gannon 10-37, 3 TDs
	Colts:	James 18-91, 1 TD; Manning 2-20
Passing -	Raiders:	Gannon 22-15-207-0-0
	Colts:	Manning 48-33-367-3-2 Sacked: 2-16
Receiving -	Raiders:	Brown 4-68; Dudley 3-35; Rison 2-47; Wheatley 2-26; Brigham 2-10; Ritchie 1-13; Jett 1-8
	Colts:	Harrison 10-141, 1 TD; Dilger 8-96; James 6-36, 1 TD; Pathon 5-61; Pollard 2-17, 1 TD; Green 2-16
Interceptions -	Raiders:	James 2-25-25-0
	Colts:	None
Punts -	Raiders:	Lechler 3-158-52.7-43.3-59-0
	Colts:	Smith 2-115-57.2-39.5-59-0
KO Returns -	Raiders:	Kaufman 4-77-23-0
	Colts:	Muhammad 2-45-26-0; Williams 2-35-23-0
Punt Returns -	Raiders:	Dunn 2-36-25-0
	Colts:	Williams 3-28-16-0
QB Sacks -	Raiders:	Johnstone 1-8; Russell 1-8
	Colts:	None
Fumble Recoveries -	Raiders:	Biekert 1-0-0-0
	Colts:	None

3

**INDIANAPOLIS COLTS 43, JACKSONVILLE JAGUARS 14**

September 25, 2000

RCA Dome

8:00 p.m.



Weather: Indoors, 72 degrees • Attendance: 56,816 • Time: 3:32

Riding the arm of QB-Peyton Manning (23-36-440, 4 TDs) and the resolve of a defense that held Jacksonville to 286 yards, including -27 for most of the second half, the Colts posted a 43-14 home win on Monday Night Football. The Colts broke on top with a 76t strike from Manning to WR-Marvin Harrison (2-103, 1 TD) on the third play from scrimmage. Manning's 27t pass to WR-Terrence Wilkins (9-148, 1 TD) and 16t pass to WR-Jerome Pathon (3-67, 1 TD) were sandwiched between a pair of strikes from QB-Mark Brunell (21-36-229, 2 TDs/int.) to WR-Jimmy Smith (9-132, 2 TDs, 9t and 26t) in the second quarter. Jacksonville gained 234 of its 286 net yards and 80 of its 97 rushing yards during the opening half. LB-Mike Peterson's theft of a Brunell pass set up a Colts score. DE-Chad Bratzke and DT-Ellis Johnson each sacked Brunell twice. One Bratzke sack produced a safety, and DB-Chad Cota pirated a late pass to preserve the second-half shutout. Manning hit TE-Ken Dilger on a 4t pass in the fourth quarter, and K-Mike Vanderjagt booted field goals of 41 and 22 yards. Manning eclipsed his club record for passing yards and recorded only the third 400+ game in club history. RB-Edgerrin James (22-89, 1 TD rushing/2-65 receiving) scored in a third straight game (14t rush) and produced 154 scrimmage yards.

Jaguars	0	14	0	0	14
Colts	7	14	5	17	43

**Scoring Summary**

		Q	Time	Drive	Time
Colts	Harrison 76 pass from Manning (Vanderjagt kick)	1-	4:01	3-89	1:31
J	Smith 9 pass from Brunell (Lindsey kick)	2-	7:24	4-44	1:10
Colts	Wilkins 27 pass from Manning (Vanderjagt kick)	2-	9:51	3-26	0:53
Colts	Pathon 16 pass from Manning (Vanderjagt kick)	2-	13:32	4-72	1:13
J	Smith 26 pass from Brunell (Lindsey kick)	2-	14:49	7-75	1:17
Colts	Vanderjagt 41 FG	3-	9:28	10-67	5:58
Colts	Safety-Bratzke sacked Brunell in end zone	3-	13:50		
Colts	Vanderjagt 22 FG	4-	3:29	10-58	4:39
Colts	Dilger 4 pass from Manning (Vanderjagt kick)	4-	6:18	5-62	2:16
Colts	James 14 run (Vanderjagt kick)	4-	9:05	3-43	1:29

**TEAM STATISTICS**

	Jaguars	Colts
First Downs	18	21
Rushes/Yards	24-97	28-93
Net Passing Yards	189	440
Total Net Yards	286	533
Passing (A-C-I)	36-21-2	36-23-0
Sacks-Yards	5-40	0-0
Punts-Avg.	9-43.2	5-47.4
Fumbles/Lost	1/0	1/1
Penalties	4-40	11-90
Time of Possession	27:38	32:22
Field Goals	None	41, 22
3rd-Down Conversion	5/14	5/12
4th-Down Conversion	0/ 0	0/ 0

**COLTS STARTERS**

	Offense	Defense
WR	Terrence Wilkins	LDE Bernard Holsey
LT	Tarik Glenn	LDT Bernard Whittington
LG	Steve McKinney	RDT Ellis Johnson
C	Jeff Saturday	RDE Chad Bratzke
RG	Larry Moore	LLB Cornelius Bennett
RT	Adam Meadows	MLB Dwight Hollier
TE	Ken Dilger	RLB Mike Peterson
WR	Marvin Harrison	LCB Jeff Burris
QB	Peyton Manning	RCB Tyrone Poole
RB	Edgerrin James	SS Chad Cota
TE	Marcus Pollard	FS Jason Belser

**INDIVIDUAL STATISTICS**

Rushing -	Jaguars: Taylor 14-57; Brunell 6-35; Johnson 2-4; Shelton 1-1; Soward 1-0
	Colts: James 22-89, 1 TD; Manning 6-4
Passing -	Jaguars: Brunell 36-21-229-2-2 Sacked: 5-40
	Colts: Manning 36-23-440-4-0
Receiving -	Jaguars: Smith 9-132, 2 TDs; McCardell 4-48; Johnson 3-9; Soward 2-20; Brady 2-12; Whitted 1-8
	Colts: Wilkins 9-148, 1 TD; Dilger 5-38, 1 TD; Pathon 3-67, 1 TD; Harrison 2-103, 1 TD; James 2-65; Pollard 2-19
Interceptions -	Jaguars: None
	Colts: Peterson 1-5-5-0; Cota 1-3-3-0
Punts -	Jaguars: Barker 9-389-43-2-41-0-58-0, 3 In20
	Colts: Smith 5-237-47-4-43-2-59-0, 3 In20
KO Returns -	Jaguars: Mack 4-86-35-0; Barlow 3-50-21-0
	Colts: Williams 2-42-21-0; Pathon 1-48-48-0
Punt Returns -	Jaguars: Soward 2-21-16-0, 3 FC
	Colts: Wilkins 4-20-12-0, 1 FC
QB Sacks -	Jaguars: None
	Colts: Bratzke 2-24; Johnson 2-13; Belser 1-3
Fumble Recoveries -	Jaguars: Hardy 1-0-0-0
	Colts: None

4

## INDIANAPOLIS COLTS 18, BUFFALO BILLS 16

October 1, 2000

Ralph Wilson Stadium

12:00 p.m.



Weather: Sunny, 70 degrees • Attendance: 72,617 • Time: 2:49

The Colts moved to 3-1 on the season with a last-play 18-16 win at Buffalo. Buffalo held the lead through most of the game as K-Steve Christie hit 19-, 30- and 27-yard field goals. Each kick came after the Colts made strong defensive stands at the 7-, 19- and 15-yard lines. Buffalo swiped a QB-Peyton Manning (16-27-187, 2 TDs/1 int.) pass to set up the third kick. Manning zipped the Colts 77 yards for their first score, a 14t strike to WR-Marvin Harrison (3-45, 1 TD) with 4:09 left in the half. The teams were scoreless into the last quarter when Manning found WR-Terrence Wilkins on a 10t pass. RB-Edgerrin James (19-60 rushing/4-43 receiving) tallied on a two-point rush for a 15-9 lead. Indianapolis moved from its eleven to midfield before punting to Buffalo with 2:05 left. QB-Rob Johnson (21-32-246, 1 TD) navigated Buffalo 80 yards in six plays, the final one being a 40t pass to WR-Eric Moulds (9-112, 1 TD). Manning took possession at his 31 with 1:03 and three timeouts left. He moved the Colts to the Buffalo 27, where K-Mike Vanderjagt hit a 45-yard field goal at the gun for the win. It was just the fourth time the Colts won in Buffalo since 1980. The kick was the third-longest last-play field goal in the club's 48 years, while Manning notched his eighth fourth-quarter comeback win and his fourth game-winning drive.

Colts	0	7	0	11	18
Bills	3	6	0	7	16

## Scoring Summary

		Q	Time	Drive	Time
B	Christie 19 FG	1-	7:41	12-67	6:18
B	Christie 30 FG	2-	0:48	11-61	4:23
B	Christie 27 FG	2-	6:06	8-36	4:55
Colts	Harrison 14 pass from Manning (Vanderjagt kick)	2-	10:51	8-77	4:44
Colts	Wilkins 10 pass from Manning (James run)	4-	0:50	10-80	4:31
B	Moulds 40 pass from Johnson (Christie kick)	4-	13:52	6-80	0:57
Colts	Vanderjagt 45 FG	4-	15:00	8-42	1:08

## TEAM STATISTICS

	Bills	Colts
First Downs	21	14
Rushes/Yards	33-170	24-81
Net Passing Yards	215	184
Total Net Yards	385	265
Passing (A-C-I)	32-21-0	27-16-1
Sacks-Yards	4-31	1-3
Punts-Avg.	5-38.6	5-47.4
Fumbles/Lost	1/0	0/0
Penalties	8-60	3-20
Time of Possession	35:59	24:01
Field Goals	<b>19,30,27</b>	<b>45</b>
3rd-Down Conversion	7/16	6/11
4th-Down Conversion	1/1	0/0

## COLTS STARTERS

	Offense	Defense
WR	Terrence Wilkins	LDE Bernard Holsley
LT	Tarik Glenn	LDT Bernard Whittington
LG	Steve McKinney	RDT Ellis Johnson
CG	Jeff Saturday	RDE Chad Bratzke
RC	Larry Moore	LLB Cornelius Bennett
RT	Adam Meadows	MLB Dwight Hollier
TE	Ken Dilger	RLB Mike Peterson
WR	Marvin Harrison	LCB Jeff Burris
QB	Peyton Manning	RCB Tyrone Poole
RB	Edgerrin James	SS Chad Cata
TE	Marcus Pollard	FS Jason Belser

## INDIVIDUAL STATISTICS

Rushing -	Bills:	Linton 13-58; Bryson 11-43; Johnson 5-41; Morris 4-28
	Colts:	James 19-60; Manning 5-21
Passing -	Bills:	Johnson 32-21-246-1-0 Sacked: 4-31
	Colts:	Manning 27-16-187-2-1 Sacked: 1-3
Receiving -	Bills:	Moulds 9-112, 1 TD; Morris 4-44; McDaniel 3-73; Price 1-14; Collins 1-5; Linton 1-3; Bryson 1-1; Johnson 1-(-6)
	Colts:	James 4-43; Harrison 3-45, 1 TD; Pathon 3-28; Pollard 3-25; Dilger 2-36; Wilkins 1-10, 1 TD
Interceptions -	Bills:	Winfield 1-8-8-0
	Colts:	None
Punts -	Bills:	Mohr 5-193-38.6-27.8-52-0, 2 TB/1 In20
	Colts:	Smith 5-237-47.4-34.8-64-0, 2 TB
KO Returns -	Bills:	Watson 2-39-24-0
	Colts:	Pathon 4-54-18-0; Macklin 1-0-0-0
Punt Returns -	Bills:	Watson 2-23-14-0
	Colts:	Wilkins 1-14-14-0, 1 FC
QB Sacks -	Bills:	Newman 1-3
	Colts:	Bratzke 2-23; Hollier 1-7; Holsley 1-1
Fumble Recoveries -	Bills:	None
	Colts:	None

5

**NEW ENGLAND PATRIOTS 24, INDIANAPOLIS COLTS 16**

October 8, 2000

Foxboro Stadium

12:00 p.m.



**Weather:** Partly Cloudy, 55 degrees • **Attendance:** 60,292 • **Time:** 3:08

The Colts suffered a 24-16 loss at New England. New England took the opening kickoff and moved 73 yards for a K-Adam Vinatieri 21-yard field goal 4:59 into the fray. The kick was forced after a red-zone stand from the Indy 3. After seeing New England control the ball for 10:16 of the first quarter, the Colts responded by producing 10 points in holding the ball for 10:32 of the second quarter. QB-Peyton Manning (31-54-334, 1 TD/3 ints.) hit WR-Marvin Harrison (13-159, 1 TD) on a 17<sup>1</sup> strike 6:36 into the stanza, then K-Mike Vanderjagt booted a 33-yard field goal with :10 left. KR-Tony Simmons returned the squib kick 39 yards to the Indy 44, then hauled in a 44<sup>1</sup> desperation pass from backup QB-Michael Bishop as time expired. Indianapolis broke the 10-10 deadlock by moving 65 yards on 22 plays to open the third quarter. The 10:19 drive ended with Vanderjagt's 33-yard field goal. QB-Drew Bledsoe (15-23-146, 2 TDs) moved NE to a 17-13 lead on the ensuing drive. He found TE-Eric Bjornson on a 2<sup>1</sup> pass on the first play of the final quarter. Manning suffered his first interception on the next Colts possession, and New England used a fake field goal to set up Bledsoe's 4<sup>1</sup> pitch to WR-Terry Glenn with 7:26 to go. Manning was picked off twice more before moving the Colts to a 34-yard field goal by Vanderjagt with :41 remaining.

<b>Colts</b>	<b>0</b>	<b>10</b>	<b>3</b>	<b>3</b>	<b>16</b>
<b>Patriots</b>	<b>3</b>	<b>7</b>	<b>0</b>	<b>14</b>	<b>24</b>

**Scoring Summary**

		<b>Q</b>	<b>Time</b>	<b>Drive</b>	<b>Time</b>
NE	Vinatieri 21 FG	1-	4:59	10-73	4:59
Colts	Harrison 17 pass from Manning (Vanderjagt kick)	2-	6:36	7-60	3:46
Colts	Vanderjagt 33 FG	2-	14:50	14-77	6:28
NE	Simmons 44 pass from Bishop (Vinatieri kick)	2-	15:00	1-44	0:10
Colts	Vanderjagt 33 FG	3-	10:19	22-65	10:19
NE	Bjornson 2 pass from Bledsoe (Vinatieri kick)	4-	0:04	11-77	4:45
NE	Glenn 4 pass from Bledsoe (Vinatieri kick)	4-	7:34	8-61	3:10
Colts	Vanderjagt 34 FG	4-	14:24	10-62	1:10

**TEAM STATISTICS**

	<b>Patriots</b>	<b>Colts</b>
First Downs	19	27
Rushes/Yards	29-118	26-84
Net Passing Yards	183	324
Total Net Yards	301	408
Passing (A-C-I)	25-17-0	54-31-3
Sacks-Yards	3-21	2-10
Punts-Avg.	6-43.5	3-41.7
Fumbles/Lost	0/0	1/0
Penalties	7-34	5-52
Time of Possession	26:50	33:10
Field Goals	<b>21</b>	<b>33,33,34</b>
3rd-Down Conversion	5/13	9/17
4th-Down Conversion	1/1	1/1

**COLTS STARTERS**

	<b>Offense</b>	<b>Defense</b>
<b>WR</b>	Terrence Wilkins	<b>LDE</b> Bernard Halsey
<b>LT</b>	Tarik Glenn	<b>LDT</b> Bernard Whittington
<b>LG</b>	Steve McKinney	<b>RDT</b> Ellis Johnson
<b>C</b>	Jeff Saturday	<b>RDE</b> Chad Bratzke
<b>RG</b>	Larry Moore	<b>LLB</b> Cornelius Bennett
<b>RT</b>	Adam Meadows	<b>MLB</b> Dwight Hollier
<b>TE</b>	Ken Dilger	<b>RLB</b> Mike Peterson
<b>WR</b>	Marvin Harrison	<b>LCB</b> Jeff Burris
<b>QB</b>	Peyton Manning	<b>RCB</b> Tyrone Poole
<b>RB</b>	Edgerrin James	<b>SS</b> Chad Cota
<b>TE</b>	Marcus Pollard	<b>FS</b> Jason Belser

**INDIVIDUAL STATISTICS**

<b>Rushing -</b>	<b>Patriots:</b> Faulk 12-64; Redmond 14-45; Bledsoe 2-15; Bishop 1-(-6) <b>Colts:</b> James 24-75; Manning 1-7; Wilkins 1-2
<b>Passing -</b>	<b>Patriots:</b> Bledsoe 23-15-142-2-0 Sacked: 3-21; Bishop 1-1-44-1-0; Johnson 1-1-18-0-0 <b>Colts:</b> Manning 54-31-334-1-3 Sacked: 2-10
<b>Receiving -</b>	<b>Patriots:</b> Glenn 5-51, 1 TD; Faulk 4-25; Bjornson 3-22, 1 TD; Simmons 1-44, 1 TD; Calloway 1-28; Redmond 1-20; Brown 1-10; Carter 1-4 <b>Colts:</b> Harrison 13-159, 1 TD; Wilkins 6-78; Pathon 6-42; James 3-34; Dilger 2-17; Pollard 1-4
<b>Interceptions -</b>	<b>Patriots:</b> Jones 1-20-20-0; Harris 1-11-11-0; Law 1-0-0-0 <b>Colts:</b> None
<b>Punts -</b>	<b>Patriots:</b> Johnson 6-261-43.5-39.2-54-0, 1 TB/1 In20 <b>Colts:</b> Smith 3-125-41.7-36.7-61-0, 2 In20
<b>KO Returns -</b>	<b>Patriots:</b> Faulk 3-44-24-0; Simmons 1-39-39-0 <b>Colts:</b> Williams 2-45-29-0; Pathon 1-17-17-0
<b>Punt Returns -</b>	<b>Patriots:</b> Brown 1-15-15-0, 1 FC <b>Colts:</b> Wilkins 2-6-6-0, 1 FC
<b>QB Sacks -</b>	<b>Patriots:</b> Spires 2-10 <b>Colts:</b> Washington 1-11; Halsey 1-5; Burris 0.5-2.5; Williams 0.5-2.5
<b>Fumble Recoveries -</b>	<b>Patriots:</b> None <b>Colts:</b> None

6

**INDIANAPOLIS COLTS 37, SEATTLE SEAHAWKS 24**

October 15, 2000

Husky Stadium

3:15 p.m.



Weather: Overcast, 45 degrees • Attendance: 63,593 • Time: 3:01

The Colts upped their record to 4-2 by gaining a 37-24 win at Husky Stadium over Seattle. The Colts notched the first 10 points of the game as RB-Edgerrin James (38-219, 3 TDs rushing) scored on a 26t burst and K-Mike Vanderjagt booted a 23-yard field goal. Seattle cut the gap to 10-7 as QB-Brock Huard (19-26-226, 3 TDs/1 int.) teamed with WR-Darrell Jackson on an 8t pass. James got the Colts back ahead 17-7 by rushing over from three yards out. An Indianapolis turnover paved the way for Huard to team with TE-Itula Mili on a 7t pass with 1:56 left in the half. Vanderjagt hit a 38-yard field goal with :23 left in the half, but Lindell booted a 51-yarder at the gun. Indianapolis had 279 net yards at intermission. KOR-Charlie Rogers took the second half kickoff 81 yards to the Indy 21, but RB-Ricky Watters fumbled and LB-Cornelius Bennett made his 26th career fumble recovery. Manning hit a 17t pass to TE-Ken Dilger (6-93, 1 TD), then James scored on a 2t rush with :12 left in the third quarter. Vanderjagt's 40-yard field goal and Huard's 6t pass to WR-Karsten Bailey were the last tallies.

<b>Colts</b>	<b>7</b>	<b>13</b>	<b>14</b>	<b>3</b>	<b>37</b>
<b>Seahawks</b>	<b>0</b>	<b>17</b>	<b>0</b>	<b>7</b>	<b>24</b>

**Scoring Summary**

		<b>Q</b>	<b>Time</b>	<b>Drive</b>	<b>Time</b>
Colts	James 26 run (Vanderjagt kick)	1-	3:55	7-87	3:55
Colts	Vanderjagt 23 FG	2-	0:48	14-74	8:00
S	Jackson 8 pass from Huard (Lindell kick)	2-	4:57	7-72	4:00
Colts	James 3 run (Vanderjagt kick)	2-	8:06	6-57	3:00
S	Mili 7 pass from Huard (Lindell kick)	2-	13:04	6-34	2:28
Colts	Vanderjagt 38 FG	2-	14:37	10-50	1:30
S	Lindell 51 FG	2-	15:00	3-31	0:23
Colts	Dilger 17 pass from Manning (Vanderjagt kick)	3-	6:27	11-76	6:00
Colts	James 2 run (Vanderjagt kick)	3-	14:48	9-76	5:20
Colts	Vanderjagt 40 FG	4-	4:20	7-38	3:20
S	Bailey 6 pass from Huard (Lindell kick)	4-	9:48	13-66	5:20

**TEAM STATISTICS**

	<b>Seahawks</b>	<b>Colts</b>
First Downs	21	28
Rushes/Yards	16-65	39-219
Net Passing Yards	252	280
Total Net Yards	317	499
Passing (A-C-I)	32-24-1	30-20-0
Sacks-Yards	6-31	1-1
Punts-Avg.	3-35.3	1-45.0
Fumbles/Lost	2/2	1/1
Penalties	5-39	3-25
Time of Possession	23:51	36:09
Field Goals	<b>21,51</b>	<b>23,38,40</b>
3rd-Down Conversion	5/9	6/11
4th-Down Conversion	0/0	1/1

**COLTS STARTERS**

	<b>Offense</b>	<b>Defense</b>
<b>WR</b>	Terrence Wilkins	<b>LDE</b> Bernard Holsey
<b>LT</b>	Tarik Glenn	<b>LDT</b> Josh Williams
<b>LG</b>	Steve McKinney	<b>RDT</b> Ellis Johnson
<b>C</b>	Jeff Saturday	<b>RDE</b> Chad Bratzke
<b>RG</b>	Larry Moore	<b>LLB</b> Cornelius Bennett
<b>RT</b>	Adam Meadows	<b>MLB</b> Dwight Hollier
<b>TE</b>	Ken Dilger	<b>RLB</b> Mike Peterson
<b>WR</b>	Marvin Harrison	<b>LCB</b> Jeff Burris
<b>QB</b>	Peyton Manning	<b>RCB</b> David Macklin
<b>RB</b>	Edgerrin James	<b>SS</b> Chad Cota
<b>RB</b>	Jim Finn	<b>FS</b> Jason Belser

**INDIVIDUAL STATISTICS**

Rushing -	Seahawks: Watters 8-24; Huard 3-21; Alexander 5-20 Colts: James 38-219, 3 TDs; Manning 1-0
Passing -	Seahawks: Huard 26-19-226-3-1 Sacked: 5-27; Kitna 6-5-57-0-0 Sacked: 1-4 Colts: Manning 30-20-281-1-0 Sacked: 1-1
Receiving -	Seahawks: Dawkins 6-118; Jackson 6-66, 1 TD; Mili 4-21, 1 TD; Watters 3-31; Williams 2-31; Bailey 2-11, 1 TD; Strong 1-5 Colts: Harrison 7-134; Dilger 6-93, 1 TD; Wilkins 5-32; Pathon 1-13; James 1-9
Interceptions -	Seahawks: None Colts: Cota 1-0-0-0
Punts -	Seahawks: Feagles 3-106-35, 3-33, 7-40-0 Colts: Smith 1-45-45, 0-28, 0-45-0
KO Returns -	Seahawks: Rogers 6-198-81-0; Bownes 1-44-38-0; Strong 1-26-26-0 Colts: Williams 2-37-21-0; Pathon 1-27-27-0
Punt Returns -	Seahawks: Rogers 1-17-17-0 Colts: Wilkins 1-5-5-0, 1 FC
QB Sacks -	Seahawks: Brown 0-5-0-5; Sinclair 0-5-0-5 Colts: Burris 1-1-1; Bennett 1-5; Johnson 1-4; Bratzke 1-4-5; Williams 1-4-5; Washington 1-2
Fumble Recoveries -	Seahawks: Williams 1-0-0-0 Colts: Bennett 1-0-0-0; Bratzke 1-0-0-0



7

**INDIANAPOLIS COLTS 30, NEW ENGLAND PATRIOTS 23**

October 22, 2000

RCA Dome

12:00 p.m.



Weather: Indoors, 72 degrees • Attendance: 56,828 • Time: 3:05

The Colts posted a come-from-behind 30-23 victory by scoring 16 fourth-quarter points in squeezing past New England. The Patriots drove 89 yards for a 191 scoring strike from QB-Drew Bledsoe (23-34-231, 1 TD) to RB-J.R. Redmond (22-97 rushing/5-35, 1 TD receiving) to open the game. Indianapolis responded on a 511 strike from QB-Peyton Manning (16-20-268, 3 TDs) to WR-Marvin Harrison (5-156, 2 TDs) just 3:39 later. The Patriots then drove 71 and 77 yards for K-Adam Vinatieri 27- and 26-yard field goals for a 13-7 halftime lead. New England totaled 23:19 TOP in the game's first 30 minutes. RB-Edgerrin James (20-124, 1 TD rushing/2-5, 1 TD receiving) fumbled at the NE 17 on the opening drive of the second half, and Vinatieri booted a 28-yard field goal for a 16-7 advantage 8:09 into the period. Manning struck on the ensuing play with a 78t pitch to Harrison. New England tallied its fifth score in as many possessions as Bledsoe kept from a yard out as the Patriots took a 23-14 lead with 2:27 left in the quarter. Manning started his 9th fourth-quarter comeback with 9:48 to go by driving the club 65 yards in eight plays, the final a 11 pass to James. A three-and-out gave Indianapolis possession at its 34 with 4:31 left. James ended the six-play march with a 3t rush with 2:09 left. James spiced the drive with rushes of 16, 13 and 26 yards, and he totaled 71 rushing yards in the final quarter. The Colts held on downs with 1:47 left and Vanderjagt added a 36-yard field goal with :12 left for the final margin.

<b>Patriots</b>	<b>7</b>	<b>6</b>	<b>10</b>	<b>0</b>	<b>23</b>
<b>Colts</b>	<b>7</b>	<b>0</b>	<b>7</b>	<b>16</b>	<b>30</b>

**Scoring Summary**

		<b>Q</b>	<b>Time</b>	<b>Drive</b>	<b>Time</b>
NE	Redmond 19 pass from Bledsoe (Vinatieri kick)	1-	8:43	18-89	8:43
Colts	Harrison 51 pass from Manning (Vanderjagt kick)	1-	12:22	6-82	3:39
NE	Vinatieri 27 FG	2-	4:34	14-71	7:12
NE	Vinatieri 26 FG	2-	14:57	14-77	7:24
NE	Vinatieri 28 FG	3-	8:09	10-73	5:31
Colts	Harrison 78 pass from Manning (Vanderjagt kick)	3-	8:27	1-78	0:18
NE	Bledsoe 1 run (Vinatieri kick)	3-	12:33	8-80	4:06
Colts	James 1 pass from Manning (Vanderjagt kick)	4-	8:44	8-65	3:32
Colts	James 3 run (pass failed)	4-	12:51	6-66	2:22
Colts	Vanderjagt 36 FG	4-	14:42	4- 6	1:29

**TEAM STATISTICS**

	<b>Patriots</b>	<b>Colts</b>
First Downs	24	20
Rushes/Yards	42-155	21-130
Net Passing Yards	231	268
Total Net Yards	386	398
Passing (A-C-I)	34-23-0	20-16-0
Sacks-Yards	0-0	0-0
Punts-Avg.	2-51.0	2-35.0
Fumbles/Lost	3/1	1/1
Penalties	6-48	8-106
Time of Possession	39:01	20:59
Field Goals	<b>27,26,28</b>	<b>36</b>
3rd-Down Conversion	6/15	2/5
4th-Down Conversion	2/3	0/0

**COLTS STARTERS**

	<b>Offense</b>	<b>Defense</b>
<b>WR</b>	Terrence Wilkins	<b>LDE</b> Bernard Holsey
<b>LT</b>	Tarik Glenn	<b>LDT</b> Josh Williams
<b>LG</b>	Steve McKinney	<b>RDT</b> Ellis Johnson
<b>C</b>	Jeff Saturday	<b>RDE</b> Chad Bratzke
<b>RG</b>	Larry Moore	<b>LLB</b> Cornelius Bennett
<b>RT</b>	Adam Meadows	<b>MLB</b> Dwight Hollier
<b>TE</b>	Ken Dilger	<b>RLB</b> Mike Peterson
<b>WR</b>	Marvin Harrison	<b>LCB</b> Jeff Burris
<b>QB</b>	Peyton Manning	<b>DL</b> Tyrone Poole
<b>RB</b>	Edgerrin James	<b>SS</b> Chad Cota
<b>TE</b>	Marcus Pollard	<b>FS</b> Jason Belsler

**INDIVIDUAL STATISTICS**

<b>Rushing -</b>	<b>Patriots:</b> Redmond 22-97; Faulk 12-41; Carter 2-10; Bledsoe 3-4, 1 TD; Bishop 3-3
	<b>Colts:</b> James 20-124, 1 TD; Wilkins 1-6
<b>Passing -</b>	<b>Patriots:</b> Bledsoe 34-23-231-1-0
	<b>Colts:</b> Manning 20-16-268-3-0
<b>Receiving -</b>	<b>Patriots:</b> Brown 6-78; Redmond 5-35, 1 TD; Glenn 3-36; Faulk 3-27; Rutledge 3-24; Simmons 2-20; Bjornson 1-11
	<b>Colts:</b> Harrison 5-156, 2 TDs; Wilkins 4-33; Pollard 2-33; Pathon 2-26; James 2-5, 1 TD; Dilger 1-15
<b>Interceptions -</b>	<b>Patriots:</b> None
	<b>Colts:</b> None
<b>Punts -</b>	<b>Patriots:</b> Johnson 2-102-51.0-37.0-52-0
	<b>Colts:</b> Smith 2-70-35.0-35.0-37-0, 2 In20
<b>KO Returns -</b>	<b>Patriots:</b> Faulk 3-55-32-0
	<b>Colts:</b> Pathon 4-94-34-0; Williams 2-46-23-0
<b>Punt Returns -</b>	<b>Patriots:</b> Brown 0-0, 2 FC
	<b>Colts:</b> Wilkins 2-28-14-0
<b>QB Sacks -</b>	<b>Patriots:</b> None
	<b>Colts:</b> None
<b>Fumble Recoveries -</b>	<b>Patriots:</b> Thomas 1-0-0-0
	<b>Colts:</b> Blevins 1-0-0-0

8

**INDIANAPOLIS COLTS 30, DETROIT LIONS 18**

October 29, 2000

RCA Dome

1:00 p.m.



Weather: Indoors, 72 degrees • Attendance: 56,971 • Time: 3:21

The Colts built a 23-0 halftime lead that shrank to 23-18 with 2:32 to go, but an interception and clinching touchdown produced the win. QB-Peyton Manning (22-32-288, 3 TDs/2 ints.) found TE-Marcus Pollard (3-74) on a 31t pass with 2:36 left in the first quarter. Indianapolis doubled its margin when Manning teamed with WR-Marvin Harrison (9-109, 1 TD) on a 3t strike with 6:26 left in the half. The Colts claimed the final nine points of the half when DT-Josh Williams leveled QB-Charlie Bates (18-39-190, 1 TD/2 ints.) for a safety with 2:55 to go, then TE-Ken Dilger snared a 12t pass. K-Jason Hanson capped the Lions' half by hitting both uprights on a 29-yard field goal attempt at the gun. The Colts had a 267-93 net yards bulge at intermission, while Detroit held RB-Edgerrin James (31-139, 1 TD rushing) to 36 rushing yards in the half. Manning was 16-22-231, 3 TDs at the break. Detroit's first score, a 9t RB-Mario Bates rush, was set up after an interception of Manning to start the half. RB-James Stewart's two-point rush cut the score to 23-8 5:55 into the quarter. PR-Desmond Howard returned a P-Hunter Smith boot 80 yards to the Colts' 2, but the Indy defense forced a field goal. The teams traded interceptions early in the fourth quarter, then Batch hit a 5t pass to WR-Herman Moore, to cut the deficit to 23-18. The Lions' last threat ended when DB-David Macklin swiped a Batch pass. James then added a 24t rush for the final points.

Lions	0	0	11	7	18
Colts	7	16	0	7	30

**Scoring Summary**

	Q	Time	Drive	Time
Colts Pollard 31 pass from Manning (Vanderjagt kick)	1-	12:24	7-91	4:14
Colts Harrison 3 pass from Manning (Vanderjagt kick)	2-	8:34	8-55	5:05
Colts Safety-Williams tackled Batch in end zone	2-	12:05		
Colts Dilger 12 pass from Manning (Vanderjagt kick)	2-	14:18	8-59	2:13
D Bates 9 run (Stewart run)	3-	5:55	5-52	2:23
D Hanson 21 FG	3-	12:54	4 (-1)	0:47
D Moore 5 pass from Batch (Hanson kick)	4-	12:28	7-52	2:44
Colts James 24 run (Vanderjagt kick)	4-	13:18	2-25	0:12

**TEAM STATISTICS**

	Lions	Colts
First Downs	18	24
Rushes/Yards	23-154	31-139
Net Passing Yards	174	281
Total Net Yards	328	420
Passing (A-C-I)	39-18-2	33-22-2
Sacks-Yards	3-16	1-7
Punts-Avg.	7-49.9	6-50.7
Fumbles/Lost	2/2	3/3
Penalties	9-57	3-20
Time of Possession	25:46	34:14
Field Goals	29-21	None
3rd-Down Conversion	5/14	5/12
4th-Down Conversion	0/0	0/0

**COLTS STARTERS**

Offense		Defense	
WR	Terrence Wilkins	LDE	Bernard Halsey
LT	Tarik Glenn	LDT	Bernard Whittington
LG	Steve McKinney	RDT	Josh Williams
C	Jeff Saturday	RDE	Chad Bratzke
RG	Larry Moore	LLB	Cornelius Bennett
RT	Adam Meadows	MLB	Dwight Hollier
TE	Ken Dilger	RLB	Mike Peterson
WR	Marvin Harrison	LCB	Jeff Burris
QB	Peyton Manning	RCB	Tyrone Poole
RB	Edgerrin James	SS	Chad Cota
TE	Marcus Pollard	FS	Jason Belsler

**INDIVIDUAL STATISTICS**

Rushing -	Lions:	Stewart 16-63; Batch 4-62; Bates 3-29, 1 TD
	Colts:	James 31-139, 1 TD
Passing -	Lions:	Batch 39-18-190-1-2 Sacked: 3-16
	Colts:	Manning 33-22-288-3-2 Sacked: 1-7
Receiving -	Lions:	Foster 4-24; Sloan 4-20; Stewart 3-66; Moore 2-31, 1 TD; Bates 2-20; Olivo 1-17; Morton 1-7; Stablain 1-5
	Colts:	Harrison 9-109, 1 TD; Dilger 5-52, 1 TD; Pollard 3-74, 1 TD; Wilkins 2-27; James 2-24; Finn 1-2
Interceptions -	Lions:	Westbrook 1-9-9-0; Rice 1-7-7-0
	Colts:	Poole 1-1-1-0; Macklin 1-0-0-0
Punts -	Lions:	Jett 7-349-49.9-40.4-59-0, 2 TB/2 In20
	Colts:	Smith 6-304-50.7-31.7-56-0, 1 TB/2 In20
KO Returns -	Lions:	Howard 5-136-33-0
	Colts:	Wilkins 2-45-30-0; Pathon 1-20-20-0
Punt Returns -	Lions:	Howard 4-94-80-0
	Colts:	Wilkins 3-26-15-0, 2 FC
QB Sacks -	Lions:	Jones 1-7
	Colts:	Williams 1-9; Bratzke 1-7; Belsler 1-0
Fumble Recoveries -	Lions:	Fair 1-2-2-0; Claiborne 1-0-0-0; Foster 1-0-0-0
	Colts:	Chester 1-0-0-0; Williams 1-0-0-0

9

**CHICAGO BEARS 27, INDIANAPOLIS COLTS 24**

November 5, 2000

Soldier Field

1:00 p.m.



Weather: Sunny, 57 degrees • Attendance: 66,944 • Time: 3:06

A 24-point second-half rally came up short in the final 1:05 as the Colts fell at Chicago, 27-24. A sack-fumble of QB-Peyton Manning (26-39-302, 2 TDs/1 int.) at the Colts' 38 ended the comeback bid. Indianapolis fought uphill all day as Chicago built a 20-0 halftime lead and pushed the count to 27-0 before the Colts responded. Chicago had 10-point first and second quarters, driving 80 and 92 yards for touchdowns and 37 and 48 yards for field goals. RB-Curtis Enis tallied on an 11t rush to open the game, while WR-Marcus Robinson snared a 34t pass from QB-Jim Miller (24-35-214, 1 TD), and K-Paul Edinger hit 41- and 37-yard field goals as Chicago built a 20-0 halftime lead. DB-Walt Harris' 35t interception return 1:18 into the third quarter proved to be the deciding points as RB-Edgerrin James (17-68, 1 TD rushing/4-49, 1 TD receiving) scored on a 1t rush, then caught a 21t pass from Manning. K-Mike Vanderjagt added a 19-yard field goal before Manning teamed with WR-Jerome Pathon on a 19t pass with 1:24 remaining. The Colts recovered an onside kick, but the sack-fumble two plays later ended the comeback bid.

Colts	0	0	8	16	24
Bears	10	10	7	0	27

**Scoring Summary**

		Q	Time	Drive	Time
C	Enis 11 run (Edinger kick)	1-	9:39	17-80	9:39
C	Edinger 41 FG	1-	14:58	8-37	3:19
C	Robinson 34 pass from Miller (Edinger kick)	2-	10:48	12-92	6:10
C	Edinger 37 FG	2-	15:00	9-48	1:57
C	Harris 35 interception return (Edinger kick)	3-	1:18		
Colts	James 1 run (Pollard pass from Manning)	3-	9:00	11-74	5:11
Colts	Vanderjagt 19 FG	4-	4:27	14-71	4:24
Colts	James 21 pass from Manning (run failed)	4-	8:21	6-60	1:52
Colts	Pathon 19 pass from Manning (Vanderjagt kick)	4-	13:24	8-79	1:19

**TEAM STATISTICS**

	Bears	Colts
First Downs	20	20
Rushes/Yards	35-143	20-90
Net Passing Yards	227	281
Total Net Yards	370	371
Passing (A-C-I)	36-25-0	39-26-1
Sacks-Yards	0-0	2-21
Punts-Avg.	3-37.0	4-38.5
Fumbles/Lost	0/0	1/1
Penalties	8-58	7-81
Time of Possession	35:23	24:37
Field Goals	<b>41,37</b>	<b>19</b>
3rd-Down Conversion	8/15	6/13
4th-Down Conversion	1/2	2/2

**COLTS STARTERS**

	Offense	Defense
WR	Terrence Wilkins	LDE Bernard Holsey
LT	Tarik Glenn	LDT Bernard Whittington
LG	Steve McKinney	RDT Josh Williams
C	Jeff Saturday	RDE Chad Bratzke
RG	Larry Moore	LLB Cornelius Bennett
RT	Adam Meadows	MLB Dwight Hollier
TE	Ken Dilger	RLB Mike Peterson
WR	Marvin Harrison	LCB Jeff Burris
QB	Peyton Manning	RCB Tyrone Poole
RB	Edgerrin James	SS Chad Cota
WR	Jerome Pathon	FS Jason Belser

**INDIVIDUAL STATISTICS**

Rushing -	Bears: Allen 16-85; Enis 9-25, 1 TD; Barnes 5-23; Robinson 1-9; Miller 4-1
	Colts: James 17-68, 1 TD; Manning 3-22
Passing -	Bears: Miller 35-24-214-1-0; Aguiar 1-1-13-0-0
	Colts: Manning 39-26-302-2-1 Sacked: 2-21
Receiving -	Bears: Robinson 8-90, 1 TD; Allen 5-37; Kennison 5-37; Sinceno 2-21; Brooks 2-16; Wells 1-13; Booker 1-11; White 1-2
	Colts: Harrison 6-42; Dilger 5-66; Green 5-45; James 4-49, 1 TD; Pathon 3-58, 1 TD; Pollard 3-42
Interceptions -	Bears: Harris 1-35-35-1
	Colts: None
Punts -	Bears: Aguiar 3-111-37.0-37.0-49-0
	Colts: Smith 4-154-38.5-34.0-42-0, 1 In20
KO Returns -	Bears: Milburn 2-50-27-0; Enis 1-11-11-0
	Colts: Pathon 4-87-27-0; Wilkins 1-17-17-0
Punt Returns -	Bears: Milburn 2-18-19-0, 2 FC
	Colts: None
QB Sacks -	Bears: Daniels 1-13; Colvin 1-8
	Colts: None
Fumble Recoveries -	Bears: Daniels 1-0-0-0
	Colts: None

10

**INDIANAPOLIS COLTS 23, NEW YORK JETS 15**

November 12, 2000

RCA Dome

8:35 p.m.



Weather: Indoors, 72 degrees • Attendance: 56,657 • Time: 2:54

The Colts topped the New York Jets, 23-15, before a crowd of 56,657 in the RCA Dome. The Colts broke on top by moving 70 yards in 13 plays as QB-Peyton Manning (21-35-210, 1 TD) hit WR-Marvin Harrison (3-34, 1 TD) on a 61 strike 61 into the game. DB-Jeff Burris swiped a QB-Vinny Testaverde (20-38-271, 1 TD/2 ints.) pass on the Jets' first drive and the Colts moved 83 yards in 12 plays for a 21 rush by RB-Edgerrin James (31-131, 1 TD/5-24 receiving). RB-Jim Finn fumbled at the 2 on the Colts' next drive, and the half ended at 17:0 as K-Mike Vanderjagt hit a 26-yard field goal with :05 remaining. K-John Hall missed field goals of 47 and 51 yards before Vanderjagt added a 38-yarder with 4:00 left in the third period. Testaverde cut the score to 20-7 with a 161 pass to WR-Dedric Ward with :05 left in the third period. Vanderjagt eased the Colts into a 23-7 lead with a 35-yard field goal with 10:57 left in the game. RB-Curtis Martin (23-91, 1 TD) tallied on a 91 rush with 5:11 left, and a two-point pass made the score 23-15. The Jets moved from their 25 to the Colts' 28 in the final minute before the Colts held on downs.

<b>Jets</b>	<b>0</b>	<b>0</b>	<b>7</b>	<b>8</b>	<b>15</b>
<b>Colts</b>	<b>7</b>	<b>10</b>	<b>3</b>	<b>3</b>	<b>23</b>

**Scoring Summary**

		Q	Time	Drive	Time
Colts	Harrison 6 pass from Manning (Vanderjagt kick)	1-	6:35	13-70	6:35
Colts	James 2 run (Vanderjagt kick)	2-	0:43	12-83	5:22
Colts	Vanderjagt 26 FG	2-	14:55	14-62	5:19
Colts	Vanderjagt 38 FG	3-	11:00	8-37	3:53
NYJ	Ward 16 pass from Testaverde (Hall kick)	4-	14:55	6-79	3:53
Colts	Vanderjagt 35 FG	4-	4:03	9-56	4:03
NYJ	Martin 9 run (Coleman pass from Testaverde)	4-	9:49	10-77	2:21

**TEAM STATISTICS**

	Jets	Colts
First Downs	22	25
Rushes/Yards	22-96	38-148
Net Passing Yards	271	210
Total Net Yards	367	358
Passing (A-C-I)	38-20-2	35-21-0
Sacks-Yards	0-0	0-0
Punts-Avg.	2-49.5	3-42.7
Fumbles/Lost	0/0	1/1
Penalties	6-65	4-64
Time of Possession	26:01	33:59
Field Goals	47.51	<b>26,38,35</b>
3rd-Down Conversion	1/9	7/15
4th-Down Conversion	1/2	1/1

**COLTS STARTERS**

	Offense	Defense
<b>WR</b>	Jerome Pathon	<b>LDE</b> Bernard Holsey
<b>LT</b>	Tarik Glenn	<b>LDT</b> Bernard Whittington
<b>LG</b>	Steve McKinney	<b>RDT</b> Josh Williams
<b>C</b>	Jeff Saturday	<b>RDE</b> Chad Bratzke
<b>RG</b>	Larry Moore	<b>LLB</b> Cornelius Bennett
<b>RT</b>	Adam Meadows	<b>MLB</b> Dwight Hollier
<b>TE</b>	Ken Dilger	<b>RLB</b> Mike Peterson
<b>WR</b>	Marvin Harrison	<b>LCB</b> Jeff Burris
<b>QB</b>	Peyton Manning	<b>RCB</b> Tyrone Poole
<b>RB</b>	Edgerrin James	<b>SS</b> Chad Cota
<b>TE</b>	Marcus Pollard	<b>FS</b> Jason Belser

**INDIVIDUAL STATISTICS**

Rushing -	Jets:	Martin 21-93, 1 TD; Anderson 1-3
	Colts:	James 31-131, 1 TD; Smith 1-11; Pathon 1-3; Manning 4-2; Finn 1-1
Passing -	Jets:	Testaverde 38-20-271-1-2
	Colts:	Manning 35-21-210-1-0
Receiving -	Jets:	Chrebet 8-140; Anderson 4-19; Ward 3-54, 1 TD; Martin 3-26; Coles 2-32
	Colts:	James 5-24; Harrison 4-34, 1 TD; Pollard 3-65; Pathon 3-42; Gilger 3-24; Dilger 2-11; Wilkins 1-10
Interceptions -	Jets:	None
	Colts:	Burris 1-11-11-0; Washington 1-1-1-0
Punts -	Jets:	Tupa 2-99-49.5-46.5-50-0
	Colts:	Smith 3-128-42.7-37.7-53-0
KO Returns -	Jets:	Coles 5-103-24-0; Stone 1-25-25-0
	Colts:	Wilkins 1-22-22-0; Pathon 1-21-21-0
Punt Returns -	Jets:	Ward 2-15-12-0
	Colts:	Wilkins 1-6-6-0, 1 FC
QB Sacks -	Jets:	None
	Colts:	None
Fumble Recoveries -	Jets:	Green 1-0-0-0
	Colts:	None

11

**GREEN BAY PACKERS 26, INDIANAPOLIS COLTS 24**

November 19, 2000

Lambeau Field

1:00 p.m.



**Weather:** Light snow, 27 degrees • **Attendance:** 59,869 • **Time:** 3:18

Green Bay scored the game's first 19 points, then held off a Colts rally in posting a 26-24 win at Lambeau Field. The Packers scored a safety and a field goal before QB-Brett Favre (23-36-301, 2 TDs/1 int.) ended consecutive 87-yard drives with scoring passes (11 to TE-Tyrone Davis; 17 to WR-Antonio Freeman). The Packers reached the Colts' one-yard line as time expired in the first half. QB-Peyton Manning (25-44-294, 3 TDs/1 int.) tossed three touchdown passes in the fourth-quarter (34 to WR-E.G. Green; 51 to RB-Jim Finn; 11 to WR-Jerome Pathon) as the Colts cut the deficit to 19-17 and 26-24. KR-Allen Rossum's 92t kickoff return prior to the final Colts' score provided the deciding points. Green Bay milked the final 2:39 off the clock in earning the win. RB-Ahman Green (24-153 rushing) and WR-Bill Schroeder (8-155 receiving) had career outings. RB-Edgerrin James was 17-71 rushing/7-66 receiving. The game marked Favre's 136th consecutive start to Manning's 43rd, the two longest current streaks in the NFL.

<b>Colts</b>	<b>0</b>	<b>0</b>	<b>3</b>	<b>21</b>	<b>24</b>
<b>Packers</b>	<b>5</b>	<b>14</b>	<b>0</b>	<b>7</b>	<b>26</b>

**Scoring Summary**

		<b>Q</b>	<b>Time</b>	<b>Drive</b>	<b>Time</b>
GB	Safety-Maryland tackled Manning in end zone	1-	2:45		
GB	Longwell 42 FG	1-	12:27	5-39	2:06
GB	Davis 1 pass from Favre (Longwell kick)	2-	5:15	8-87	4:15
GB	Freeman 17 pass from Favre (Longwell kick)	2-	11:01	7-87	3:43
Colts	Vanderjagt 38 FG	3-	6:40	12-47	6:40
Colts	Green 34 pass from Manning (Vanderjagt kick)	4-	4:25	9-70	3:35
Colts	Finn 5 pass from Manning (Vanderjagt kick)	4-	10:28	12-83	3:24
GB	Rossum 92 kickoff return (Longwell kick)	4-	10:44		
Colts	Pathon 11 pass from Manning (Vanderjagt kick)	4-	12:21	6-61	1:37

**TEAM STATISTICS**

	<b>Packers</b>	<b>Colts</b>
First Downs	25	25
Rushes/Yards	28-145	17-71
Net Passing Yards	287	267
Total Net Yards	432	338
Passing (A-C-I)	37-23-1	44-25-1
Sacks-Yards	2-14	4-27
Punts-Avg.	4-34.5	4-40.0
Fumbles/Lost	0/0	2/1
Penalties	7-46	5-69
Time of Possession	34:09	25:51
Field Goals	<b>42-28</b>	<b>38</b>
3rd-Down Conversion	4/12	5/12
4th-Down Conversion	1/1	1/1

**COLTS STARTERS**

	<b>Offense</b>	<b>Defense</b>
<b>WR</b>	Jerome Pathon	<b>LDE</b> Bernard Holsley
<b>LT</b>	Tarik Glenn	<b>LDT</b> Josh Williams
<b>LG</b>	Steve McKinney	<b>RDT</b> Ellis Johnson
<b>C</b>	Jeff Saturday	<b>RDE</b> Chad Bratke
<b>RG</b>	Larry Moore	<b>LLB</b> Cornelius Bennett
<b>RT</b>	Adam Meadows	<b>MLB</b> Dwight Hollier
<b>TE</b>	Ken Dilger	<b>RLB</b> Mike Peterson
<b>WR</b>	Marvin Harrison	<b>LCB</b> Jeff Burris
<b>QB</b>	Peyton Manning	<b>RCB</b> Tyrone Poole
<b>RB</b>	Edgerrin James	<b>SS</b> Chad Cola
<b>TE</b>	Marcus Pollard	<b>FS</b> Jason Belser

**INDIVIDUAL STATISTICS**

Rushing -	Packers: Green 24-153; Favre 1-(-3); Parker 3-(-5)
	Colts: James 17-71
Passing -	Packers: Favre 36-23-301-2-1 Sacked: 2-14; Green 1-0-0-0-0
	Colts: Manning 44-25-294-3-1 Sacked: 4-27
Receiving -	Packers: Schroeder 8-155; Green 4-27; Freeman 3-37, 1 TD; Henderson 3-22; Franks 2-34; Driver 1-24; Davis 1-1, 1 TD; Parker 1-1
	Colts: James 7-66; Green 6-81, 1 TD; Dilger 4-39; Pathon 3-45, 1 TD; Wilkins 2-30; Harrison 2-28; Finn 1-5, 1 TD
Interceptions -	Packers: McBride 1-0-0-0
	Colts: Johnson 1-(-1)-(-1)-0
Punts -	Packers: Bidwell 4-138-34.5-29.5-39.0, 1 TB/1 In20
	Colts: Smith 4-160-40.0-38.8-51-0, 2 In20
KO Returns -	Packers: Rossum 4-173-92t1; Henderson 1-6-6-0; Wetnight 1-0-0-0
	Colts: Wilkins 4-79-25-0; Pathon 1-25-25-0
Punt Returns -	Packers: Rossum 1-5-5-0, 3 FC
	Colts: Muhammad 1-0-0-0
QB Sacks -	Packers: Dotson 2-28; Team 1-6; Thierry 1-3
	Colts: Johnson 1-8; Whittington 1-6
Fumble Recoveries -	Packers: BOWENS 1-0-0-0
	Colts: None

12

## MIAMI DOLPHINS 17, INDIANAPOLIS COLTS 14

November 26, 2000

RCA Dome

4:15 p.m.



Weather: Indoors, 72 degrees • Attendance: 56,935 • Time: 3:01

QB-Damon Huard drove Miami 86 yards in the game's final moments, hitting WR-Oronde Gadsden on a 17t pass with 1:10 remaining to give Miami a 17-14 win over the Colts. QB-Peyton Manning (16-34-209, 2 TDs/1 int.) staked the Colts to a 14-10 lead early in the fourth quarter with his 8t toss to WR-Marvin Harrison (4-74, 1 TD). The pair teamed on a 27t play on the club opening drive. The Colts limited Miami to 253 yards, including 24-82 rushing, but could not produce one final stop. K-Mike Vanderjagt's 59-yard field goal at the gun was deflected. RB-Edgerrin James totaled 155 yards from scrimmage (26-118 rushing/5-37 receiving). It marked James' 16th career 100+ rushing game. Manning extended his streak to 12 straight games with a touchdown pass.

Dolphins	0	3	7	7	17
Colts	7	0	0	7	14

## Scoring Summary

		Q	Time	Drive	Time
Colts	Harrison 27 pass from Manning (Vanderjagt kick)	1-	5:14	9-86	5:14
M	Mare 28 FG	2-	14:57	10-51	3:58
M	Johnson 3 run (Mare kick)	3-	7:31	13-74	7:31
Colts	Harrison 8 pass from Manning (Vanderjagt kick)	4-	0:46	11-79	4:38
M	Gadsden 17 pass from Huard (Mare kick)	4-	13:50	9-86	1:46

## TEAM STATISTICS

	Dolphins	Colts
First Downs	17	19
Rushes/Yards	24-82	31-144
Net Passing Yards	171	209
Total Net Yards	253	353
Passing (A-C-I)	33-22-0	34-16-1
Sacks-Yards	2-12	0-0
Punts-Avg.	7-49.6	6-46.7
Fumbles/Lost	1/0	0/0
Penalties	4-30	10-78
Time of Possession	29:05	30:55
Field Goals	28	59
3rd-Down Conversion	7/15	7/16
4th-Down Conversion	0/0	1/1

## COLTS STARTERS

Offense		Defense	
WR	Jerome Pathon	LDE	Bernard Holsey
LT	Tarik Glenn	LDT	Josh Williams
LG	Steve McKinney	RDT	Ellis Johnson
C	Jeff Saturday	RDE	Chad Bratzke
RG	Larry Moore	LLB	Cornelius Bennett
RT	Adam Meadows	MLB	Dwight Hollier
TE	Ken Dilger	RLB	Mike Peterson
WR	Marvin Harrison	LCB	Jeff Burris
QB	Peyton Manning	RCB	Tyrone Poole
RB	Edgerrin James	SS	Chad Cota
TE	Marcus Pollard	FS	Jason Belsler

## INDIVIDUAL STATISTICS

Rushing -	Dolphins:	Johnson 21-60, 1 TD; Denson 3-22
	Colts:	James 26-118; Manning 5-26
Passing -	Dolphins:	Huard 33-22-183-1-0 Sacked: 2-12
	Colts:	Manning 34-16-209-2-1
Receiving -	Dolphins:	Shepherd 7-41; Denson 6-63; Johnson 5-29; Gadsden 2-30, 1 TD; Martin 1-11; Emanuel 1-9
	Colts:	James 5-37; Harrison 4-74, 2 TDs; Wilkins 2-34; Pollard 2-30; Pathon 2-19; Dilger 1-15
Interceptions -	Dolphins:	Marion 1-19-19-0
	Colts:	None
Punts -	Dolphins:	Turk 7-347-49.6-40.0-70-0, 2 In20
	Colts:	Smith 6-280-46.7-37.2-65-0, 1 TB/2 In20
KO Returns -	Dolphins:	Ogden 1-39-39-0; Denson 1-26-26-0
	Colts:	Wilkins 1-16-16-0; Dilger 1-0-0-0
Punt Returns -	Dolphins:	Ogden 2-37-26-0, 2 FC
	Colts:	Wilkins 4-67-36-0; Muhammad 1-4-4-0
QB Sacks -	Dolphins:	None
	Colts:	Thomas 1-12; Johnson 1-0
Fumble Recoveries -	Dolphins:	None
	Colts:	None

13

**NEW YORK JETS 27, INDIANAPOLIS COLTS 17**

December 3, 2000

Giants Stadium

4:15 p.m.



Weather: Clear, 35 degrees • Attendance: 78,138 • Time: 3:09

A rally from a 20-0 deficit fell short as the Colts dropped a 27-17 contest at New York. The Jets built their halftime advantage off a potent offensive explosion. QB-Vinny Testaverde (25-41-295, 2 TDs/1 int.) led 78- and 70-yard scoring drives to start the game, hitting WRs-Wayne Chrebet (8-77, 1 TD) and Dedric Ward (3-31, 1 TD) on 11t and 13t passes. K-John Hall booted field goals of 45 and 21 yards in the second period as the Jets produced 336 net yards to the Colts' 91 in the first half. QB-Peyton Manning (27-51-339, 2 TDs/int.) led a comeback charge. After a K-Mike Vanderjagt 32-yard field goal, Manning teamed with WRs-Marvin Harrison (8-90, 1 TD) and Terrence Wilkins (7-109, 1 TD) on 17t and 43t passes. Down 20-17 with 5:01 to go, a fumbled center exchange cost the Colts. RB-Curtis Martin (30-203, 1 TD) tallied on a 2t rush with 3:17 left to ice the game. Martin had 152 of his rushing yards in the opening half.

Colts	0	0	10	7	17
Jets	14	6	0	7	27

**Scoring Summary**

		Q	Time	Drive	Time
NYJ	Chrebet 11 pass from Testaverde (Hall kick)	1-	6:13	12-78	6:13
NYJ	Ward 13 pass from Testaverde (Hall kick)	1-	10:25	6-70	2:59
NYJ	Hall 45 FG	2-	4:35	7-47	3:27
NYJ	Hall 21 FG	2-	15:00	7-53	0:53
Colts	Vanderjagt 32 FG	3-	2:38	9-56	2:38
Colts	Harrison 17 pass from Manning (Vanderjagt kick)	3-	13:59	9-65	2:18
Colts	Wilkins 43 pass from Manning (Vanderjagt kick)	4-	5:10	3-54	0:46
NYJ	Martin 2 run (Hall kick)	4-	11:43	4-20	1:36

**TEAM STATISTICS**

	Jets	Colts
First Downs	26	21
Rushes/Yards	39-211	12-49
Net Passing Yards	280	326
Total Net Yards	491	375
Passing (A-C-I)	41-26-1	51-27-2
Sacks-Yards	2-15	3-13
Punts-Avg.	5-29.8	5-37.2
Fumbles/Lost	0/0	2/1
Penalties	4-54	2-20
Time of Possession	41:25	18:35
Field Goals	49,45,21	32
3rd-Down Conversion	9/17	6/14
4th-Down Conversion	0/0	2/2

**COLTS STARTERS**

Offense		Defense	
WR	Jerome Pathon	LDE	Bernard Holsey
LT	Tarik Glenn	LDT	Bernard Whittington
LG	Steve McKinney	RDT	Ellis Johnson
C	Jeff Saturday	RDE	Chad Bratzke
RG	Larry Moore	LLB	Cornelius Bennett
RT	Adam Meadows	MLB	Dwight Hallier
TE	Ken Dilger	RLB	Mike Peterson
WR	Marvin Harrison	LCB	Jeff Burris
QB	Peyton Manning	RCB	Tyrone Poole
RB	Edgerrin James	SS	Chad Cota
TE	Marcus Pollard	FS	Jason Belser

**INDIVIDUAL STATISTICS**

Rushing -	Jets:	Martin 30-203, 1 TD; Anderson 4-9; Parmalee 2-5; Testaverde 1-3; Sowell 1-1; Stone 1-(-10)
Passing -	Colts:	James 11-49; Manning 1-0
	Jets:	Testaverde 41-26-295-2-1 Sacked: 2-15
	Colts:	Manning 51-27-339-2-2 Sacked: 3-13
Receiving -	Jets:	Chrebet 8-77, 1 TD; Anderson 5-75; Hayes 4-84; Martin 4-9; Ward 3-31, 1 TD; Becht 2-19
	Colts:	Harrison 8-90, 1 TD; Wilkins 7-109, 1 TD; Pathon 6-73; James 3-31; Pollard 2-26; Dilger 1-10
Interceptions -	Jets:	Green 1-43-43-0; Ferguson 1-20-20-0
	Colts:	Macklin 1-35-35-0
Punts -	Jets:	Tupa 5-149-29.8-24.0-39-0, 1 TB/2 In20
	Colts:	Smith 5-186-37.2-29.6-50-0, 1 TB/1 In20
KO Returns -	Jets:	Stone 3-62-25-0; Scott 1-0-0-0
	Colts:	Pathon 4-95-36-0; Wilkins 1-24-24-0
Punt Returns -	Jets:	Ward 1-18-18-0, 1 FC
	Colts:	Wilkins 1-9-9-0, 1 FC
QB Sacks -	Jets:	Cox 2-8; Lewis 1-5
	Colts:	Belser 1-8; Thomas 1-7
Fumble Recoveries -	Jets:	Cox 1-0-0-0
	Colts:	None

14

**INDIANAPOLIS COLTS 44, BUFFALO BILLS 20**

December 11, 2000

RCA Dome

9:00 p.m.



Weather: Indoors, 72 degrees • Attendance: 56,671 • Time: 3:22

The Indianapolis defense scored two touchdowns and totaled nine sacks, while the club scored 35 second-half points, including three rushing scores by RB-Edgerrin James (27-111), in topping Buffalo, 44-20. A 9-6 halftime affair turned the Colts way as DE-Bernard Halsey's 48t fumble return, DB-Mustafah Muhammad's 40t interception return and James' 1t, 1t and 13t runs helped the club produce its highest seasonal point total. K-Mike Vanderjagt added three field goals and RB-Paul Shields blocked a punt. James notched his 17th career 100+ rushing game, and the club improved to 15-2 in those games. QB-Peyton Manning was 13-24-132 and the club's offense had its first turnover-free game of the season.

<b>Bills</b>	<b>3</b>	<b>3</b>	<b>6</b>	<b>8</b>	<b>20</b>
<b>Colts</b>	<b>3</b>	<b>6</b>	<b>14</b>	<b>21</b>	<b>44</b>

**Scoring Summary**

		Q	Time	Drive	Time
B	Christie 29 FG	1-	8:05	11-68	5:38
Colts	Vanderjagt 37 FG	1-	12:32	9-46	4:27
Colts	Vanderjagt 23 FG	2-	2:43	7-56	2:55
B	Christie 46 FG	2-	8:28	10-42	3:43
Colts	Vanderjagt 39 FG	2-	15:00	6-35	1:44
Colts	James 1 run (Vanderjagt kick)	3-	4:08	4-25	2:03
Colts	Halsey 48 fumble return (Vanderjagt kick)	3-	11:02		
B	Morris 1 run (kick failed)	3-	14:25	6-74	3:23
Colts	James 1 run (Vanderjagt kick)	4-	4:45	10-62	5:20
Colts	Muhammad 40 interception return (Vanderjagt kick)	4-	5:09		
B	Price 29 pass from Flutie (Bryson run)	4-	8:36	10-67	3:27
Colts	James 13 run (Vanderjagt kick)	4-	10:49	1-13	0:07

**TEAM STATISTICS**

	<b>Bills</b>	<b>Colts</b>
First Downs	16	20
Rushes/Yards	22-66	32-121
Net Passing Yards	228	116
Total Net Yards	294	237
Passing (A-C-I)	34-18-2	24-13-0
Sacks-Yards	9-42	2-16
Punts-Avg.	6-33.5	5-44.4
Fumbles/Lost	1/1	2/0
Penalties	10-106	7-67
Time of Possession	31:52	28:08
Field Goals	<b>29,46</b>	<b>37,23,39</b>
3rd-Down Conversion	5/17	5/12
4th-Down Conversion	2/2	0/0

**COLTS STARTERS**

<b>Offense</b>		<b>Defense</b>	
<b>WR</b>	Jerome Pathon	<b>LDE</b>	Mark Thomas
<b>LT</b>	Tarik Glenn	<b>LDT</b>	Bernard Whittington
<b>LG</b>	Steve McKinney	<b>RDT</b>	Ellis Johnson
<b>C</b>	Jeff Saturday	<b>RDE</b>	Chad Bratzke
<b>RG</b>	Larry Moore	<b>DB</b>	Tony Blevins
<b>RT</b>	Adam Meadows	<b>DB</b>	David Macklin
<b>TE</b>	Ken Dilger	<b>RLB</b>	Mike Peterson
<b>WR</b>	Marvin Harrison	<b>LCB</b>	Jeff Burris
<b>QB</b>	Peyton Manning	<b>RCB</b>	Mustafah Muhammad
<b>RB</b>	Edgerrin James	<b>SS</b>	Chad Coca
<b>TE</b>	Marcus Pollard	<b>FS</b>	Jason Belser

**INDIVIDUAL STATISTICS**

Rushing -	Bills:	Bryson 15-45; Johnson 2-14; Morris 5-7
	Colts:	James 27-111, 3 TDs; Gordon 2-12; Wilkins 1-0; Manning 2-(-2)
Passing -	Bills:	Johnson 22-12-188-0-2 Sacked: 8-37; Flutie 12-6-82-1-0 Sacked: 1-5
	Colts:	Manning 24-13-132-0-0 Sacked: 2-16
Receiving -	Bills:	Bryson 6-75; Price 4-93, 1 TD; Morris 4-27; Moulds 2-47; McDaniel 2-28
	Colts:	Pathon 3-31; James 3-21; Wilkins 2-37; Harrison 2-27; Pollard 1-9; Dilger 1-7; Finn 1-0
Interceptions -	Bills:	None
	Colts:	Muhammad 1-40-40t-1; Burris 1-0-0-0
Punts -	Bills:	Mohr 5-201-40-2-32-4-43-1, 1 In20
	Colts:	Smith 5-222-44-4-38-0-63-0, 1 TB/1 In20
KO Returns -	Bills:	Watson 3-77-34-0; Bryson 3-63-26-0
	Colts:	Pathon 3-70-35-0; Halsey 1-10-10-0
Punt Returns -	Bills:	Price 1-12-12-0, 3 FC
	Colts:	Wilkins 4-39-30-0, 1 FC
QB Sacks -	Bills:	Price 1-10; Newman 1-6
	Colts:	Bennett 2-12; Scioli 2-7; Belser 1-8; Bratzke 1-8; Burris 1-5; Chester 1-1; Thomas 1-1
Fumble Recoveries -	Bills:	None
	Colts:	Halsey 1-48-48t-1



# 15 INDIANAPOLIS COLTS 20, MIAMI DOLPHINS 13

December 17, 2000

Pro Player Stadium

4:15 p.m.



Weather: Sunny, 81 degrees • Attendance: 73,884 • Time: 3:01

QB-Peyton Manning (21-28-206, 1 TD) and RB-Edgerrin James (32-112 rushing/5-31 receiving) led a solid offensive effort, while the club's defense limited Miami to 272 net yards as the Colts posted a 20-13 win at Miami. Manning staked the Colts to a 14-0 second-quarter lead on a 50t pass to TE-Marcus Pollard and his own 4t rush. K-Mike Vanderjagt booted field goals of 48 and 31 yards as the Colts led throughout the contest. DB-Jeff Burris swiped a QB-Jay Fiedler (12-25-150, 1 int.) pass to snuff out a late Miami threat. Manning, James and WR-Marvin Harrison duplicated their 4,000-1,000-1,000 performances of a year ago, becoming the only trio to post those numbers in consecutive seasons. Manning joined QBs-Dan Fouts, Dan Marino, Warren Moon and Brett Favre as the only NFL quarterbacks to post consecutive 4,000+ seasons, while James joined RB-Eric Dickerson as the only NFL running backs to open a career with consecutive 1,500+ rushing seasons.

Colts	7	10	3	0	20
Dolphins	0	3	7	3	13

### Scoring Summary

		Q	Time	Drive	Time
Colts	Pollard 50 pass from Manning (Vanderjagt kick)	1-	4:49	4-63	1:30
Colts	Manning 4 run (Vanderjagt kick)	2-	2:38	8-36	4:40
M	Mare 25 FG	2-	13:06	10-81	4:36
Colts	Vanderjagt 48 FG	2-	15:00	8-46	1:54
Colts	Vanderjagt 31 FG	3-	8:19	14-66	8:19
M	Smith 8 run (Mare kick)	3-	12:17	9-74	3:58
M	Mare 31 FG	4-	11:35	9-48	3:43

### TEAM STATISTICS

	Dolphins	Colts
First Downs	14	20
Rushes/Yards	26-140	35-132
Net Passing Yards	132	195
Total Net Yards	272	327
Passing (A-C-I)	26-12-1	28-21-0
Sacks-Yards	4-18	1-11
Punts-Avg.	5-40.4	6-37.3
Fumbles/Lost	2/2	2/2
Penalties	8-45	4-35
Time of Possession	26:10	33:50
Field Goals	25,31	48,31
3rd-Down Conversion	2/12	7/15
4th-Down Conversion	1/1	0/0

### COLTS STARTERS

Offense		Defense	
WR	Jerome Pathon	LDE	Brad Scali
LT	Tarik Glenn	LDT	Bernard Whittington
LG	Steve McKinney	RDT	Ellis Johnson
C	Jeff Saturday	RDE	Chad Bratzke
RG	Larry Moore	LLB	Cornelius Bennett
RT	Adam Meadows	MLB	Dwight Hollier
TE	Ken Dilger	RLB	Mike Peterson
WR	Marvin Harrison	LCB	Jeff Burris
QB	Peyton Manning	RCB	Mustafah Muhammad
RB	Edgerrin James	SS	Chad Cota
TE	Marcus Pollard	FS	Jason Belser

### INDIVIDUAL STATISTICS

Rushing -	Dolphins: Smith 22-97, 1 TD; Fiedler 1-29; Denson 2-11; Johnson 1-3
	Colts: James 32-112; Manning 3-20, 1 TD
Passing -	Dolphins: Fiedler 25-12-150-0-1 Sacked: 4-18; Smith 1-0-0-0-0
	Colts: Manning 28-21-206-1-0 Sacked: 1-11
Receiving -	Dolphins: Martin 4-67; Gadsden 3-40; Smith 3-10; Weaver 1-24; Denson 1-9
	Colts: Harrison 6-47; Pollard 5-74, 1 TD; James 5-31; Pathon 3-39; Dilger 2-15
Interceptions -	Dolphins: None
	Colts: Burris 1-0-0-0
Punts -	Dolphins: Turk 5-202-40.4-39.0-51-0
	Colts: Smith 6-224-37.3-37.0-44-0, 3 In20
KO Returns -	Dolphins: Denson 2-39-20-0; Williams 1-24-24-0
	Colts: Wilkins 3-44-19-0
Punt Returns -	Dolphins: Ogden 2-2-2-0, 4 FC
	Colts: Wilkins 3-7-8-0, 2 FC
QB Sacks -	Dolphins: Taylor 1-11
	Colts: Thomas 2-12; Bratzke 0.5-2.5; Williams 0.5-2.5; Burris 0.5-0.5; Chester 0.5-0.5
Fumble Recoveries -	Dolphins: Taylor 1-0; Madison 1-(-5)
	Colts: Belser 1-0; McKinney 1-0

16

**INDIANAPOLIS COLTS 31, MINNESOTA VIKINGS 10**

December 24, 2000

RCA Dome

4:15 p.m.

Weather: Indoors, 72 degrees • Attendance: 56,672 • Time: 2:59

QB-Peyton Manning (25-36-283, 4 TDs/1 int.), RB-Edgerrin James (26-128 rushing/5-79, 1 TD receiving), WR-Marvin Harrison (12-109, 3 TDs) and the Colts defense (236 net yards allowed) shined as the Colts earned a playoff berth by beating Minnesota, 31-10. Manning hit Harrison on 41, 151 and 181 strikes and James on a 521 pitch to lead the Colts. Manning (4,413 yards, 33 TDs) set club seasonal passing records, while James (1,709 rushing yards, 2,303 scrimmage yards) set club seasonal records that also ranked first in the NFL. James became the fifth NFL player to open a career with consecutive rushing titles, while becoming only the 12th player ever to capture back-to-back crowns. Harrison (102) became the fifth NFL player with consecutive 100+ reception seasons. The Indianapolis defense allowed Minnesota 67 rushing yards as the Colts closed the season with three wins to gain the AFC's sixth playoff seed.

<b>Vikings</b>	<b>7</b>	<b>3</b>	<b>0</b>	<b>0</b>	<b>10</b>
<b>Colts</b>	<b>7</b>	<b>14</b>	<b>7</b>	<b>3</b>	<b>31</b>

**Scoring Summary**

		<b>Q</b>	<b>Time</b>	<b>Drive</b>	<b>Time</b>
Colts	Harrison 4 pass from Manning (Vanderjagt kick)	1-	7:28	13-75	5:41
M	Moss 42 pass from Culpepper (Anderson kick)	1-	11:53	8-81	4:21
Colts	James 52 pass from Manning (Vanderjagt kick)	2-	5:48	6-87	2:41
M	Anderson 31 FG	2-	9:56	4-5	1:21
Colts	Harrison 15 pass from Manning (Vanderjagt kick)	2-	13:41	9-76	3:45
Colts	Harrison 18 pass from Manning (Vanderjagt kick)	3-	7:13	5-55	2:25
Colts	Vanderjagt 28 FG	4-	5:06	13-85	6:33

**TEAM STATISTICS**

	<b>Vikings</b>	<b>Colts</b>
First Downs	11	25
Rushes/Yards	21-67	29-128
Net Passing Yards	169	283
Total Net Yards	236	411
Passing (A-C-I)	28-16-1	36-25-1
Sacks-Yards	1-6	0-0
Punts-Avg.	7-46.0	4-48.3
Fumbles/Lost	2/0	1/0
Penalties	6-53	3-20
Time of Possession	26:01	33:59
Field Goals	<b>31</b>	<b>28</b>
3rd-Down Conversion	4/12	7/13
4th-Down Conversion	0/0	0/0

**COLTS STARTERS**

<b>Offense</b>		<b>Defense</b>	
<b>WR</b>	Jerome Pathon	<b>LDE</b>	Brad Scioli
<b>LT</b>	Tarik Glenn	<b>LDT</b>	Bernard Whittington
<b>LG</b>	Steve McKinney	<b>RDT</b>	Ellis Johnson
<b>C</b>	Jeff Saturday	<b>RDE</b>	Chad Bratzke
<b>RG</b>	Larry Moore	<b>LLB</b>	Cornelius Bennett
<b>RT</b>	Adam Meadows	<b>MLB</b>	Dwight Hollier
<b>TE</b>	Ken Dilger	<b>RLB</b>	Mike Peterson
<b>WR</b>	Marvin Harrison	<b>LCB</b>	Jeff Burris
<b>QB</b>	Peyton Manning	<b>RCB</b>	Mustafah Muhammad
<b>RB</b>	Edgerrin James	<b>SS</b>	Chad Cota
<b>TE</b>	Marcus Pollard	<b>FS</b>	Jason Belser

**INDIVIDUAL STATISTICS**

Rushing -	Vikings: Smith 15-37; Brister 3-23; Kleinsasser 1-3; Walters 1-3; Williams 1-1 Colts: James 26-128; Gordon 2-1; Manning 1-(-1)
Passing -	Vikings: Culpepper 10-7-97-1-0; Brister 18-9-78-0-1 Sacked: 1-6 Colts: Manning 36-25-283-4-1
Receiving -	Vikings: Carter 4-67; Walsh 4-29; Jordan 2-19; Kleinsasser 2-11; McWilliams 2-4; Moss 1-42, 1 TD; Smith 1-3 Colts: Harrison 12-109, 3 TDs; James 5-79, 1 TD; Pathon 4-47; Wilkins 2-21; Pollard 1-21; Finn 1-6
Interceptions -	Vikings: Tate 1-12-12-0 Colts: Peterson 1-3-3-0
Punts -	Vikings: Berger 7-322-46.0-44.1-56-0, 5 In20 Colts: Smith 4-193-48.3-36.8-65-0, 1 TB/1 In20
KO Returns -	Vikings: Walters 4-110-31-0; Williams 1-23-23-0 Colts: Wilkins 2-32-21-0; Pathon 1-25-25-0
Punt Returns -	Vikings: Walters 3-26-12-0 Colts: Wilkins 3-13-9-0, 2 FC
QB Sacks -	Vikings: None Colts: Belser 1-6
Fumble Recoveries -	Vikings: None Colts: None

17

**MIAMI DOLPHINS 23, INDIANAPOLIS COLTS 17 (OT)**

December 30, 2000

Pro Player Stadium

12:30 p.m.



Weather: Mostly sunny, 59 degrees • Attendance: 73,193 • Time: 3:09

Indianapolis surrendered a 14-0 lead in dropping a 23-17 overtime decision at Miami in the AFC Wild Card Playoffs. K-Mike Vanderjagt hit field goals of 32, 26 and 50 yards, but his miss from 49 yards out 5:44 into overtime helped seal the club's fate. QB-Peyton Manning was 17-32-194, 1 TD, while RB-Edgerrin James was 21-107 rushing, but the Colts' defense, despite swiping three QB-Jay Fiedler passes, yielded 258 rushing yards, including 40-209, 2 TDs to RB-Lamar Smith. Miami out-scored the Colts in the second half, 17-3. Smith's 17<sup>th</sup> burst 11:26 into overtime decided the contest.

Colts	3	11	0	3	0	17
Dolphins	0	0	7	10	6	23

**Scoring Summary**

		Q	Time	Drive	Time
Colts	Vanderjagt 32 FG	1-	7:11	7-47	2:59
Colts	Vanderjagt 26 FG	1-	5:27	7-17	2:25
Colts	Pathon 17 pass from Manning (Dilger pass from Manning)	2-	7:13	2-18	0:47
M	Smith 2 run (Mare kick)	3-	6:51	11-70	6:51
M	Mare 38 FG	4-	4:37	9-53	5:02
Colts	Vanderjagt 50 FG	4-	10:05	9-45	5:28
M	Weaver 9 pass from Fiedler (Mare kick)	4-	14:26	14-80	4:21
M	Smith 17 run (no kick)	OT-	11:26	11-61	5:42

**TEAM STATISTICS**

	Dolphins	Colts
First Downs	26	14
Rushes/Yards	48-258	23-99
Net Passing Yards	176	194
Total Net Yards	434	293
Passing (A-C-I)	34-19-3	32-17-0
Sacks-Yards	2-9	0-0
Punts-Avg.	3-46.0	4-42.8
Fumbles/Lost	0/0	0/0
Penalties	7-55	1-10
Time of Possession	43:40	27:46
Field Goals	38-38	32-26,50,49
3rd-Down Conversion	8/17	2/11
4th-Down Conversion	1/2	0/1

**COLTS STARTERS**

	Offense	Defense
WR	Jerome Pathon	LDE Brad Scioli
LT	Tarik Glenn	LDT Bernard Whittington
LG	Steve McKinney	RDT Ellis Johnson
C	Jeff Saturday	RDE Chad Bratzke
RG	Larry Moore	LLB Cornelius Bennett
RT	Adam Meadows	MLB Dwight Hollier
TE	Ken Dilger	RLB Mike Peterson
WR	Marvin Harrison	LCB Jeff Burris
QB	Peyton Manning	RCB Mustafah Muhammad
RB	Edgerrin James	SS Chad Cata
TE	Marcus Pollard	FS Jason Belser

**INDIVIDUAL STATISTICS**

Rushing -	Dolphins:	Smith 40-209, 2 TDs; Fiedler 7-43; Martin 1-6
	Colts:	James 21-107; Manning 1-(-2); Smith 1-(-6)
Passing -	Dolphins:	Fiedler 34-19-185-1-3 Sacked: 2-9
	Colts:	Manning 32-17-194-1-0
Receiving -	Dolphins:	McDuffie 4-57; Gadsden 4-38; Smith 3-18; Martin 2-21; Johnson 2-18; Denson 2-18; Weaver 1-9, 1 TD; Ogden 1-6
	Colts:	Pathon 5-69, 1 TD; Harrison 5-63; James 3-33; Dilger 3-16; Pollard 1-13
Interceptions -	Dolphins:	None
	Colts:	Cata 2-23-23-0; Bratzke 1-4-4-0
Punts -	Dolphins:	Turk 3-138-46.0-46.0-53.0, 1 In20
	Colts:	Smith 4-171-42.8-30.3-57.0, 1 TB
KO Returns -	Dolphins:	Williams 3-59-24-0; Denson 1-31-31-0
	Colts:	Wilkins 2-35-18-0
Punt Returns -	Dolphins:	Ogden 3-30-19-0
	Colts:	Wilkins 1-0-0-0
QB Sacks -	Dolphins:	None
	Colts:	Johnson 1.0-4.5; Whittington 0.5-2.5; Belser 0.5-2.0
Fumble Recoveries -	Dolphins:	None
	Colts:	None

2000

RECORD: 10-6 COACH: JIM MORA  
 SECOND - AFC EASTERN DIVISION  
 HOME: 6-2 AWAY: 4-4  
 DIV: 5-3 CONF: 8-4 NCONF: 2-2

\*Sellout

DATE	RESULTS	OPPONENT	ATTENDANCE
9/ 3	W	27-14 @Kansas City	78,357
9/10	L	31-38 OAKLAND	*56,769
9/25	W	43-14 JACKSONVILLE	*56,816
10/ 1	W	18-16 @Buffalo	72,617
10/ 8	L	16-24 @New England	60,292
10/15	W	37-24 @Seattle	63,593
10/22	W	30-23 NEW ENGLAND	*56,828
10/29	W	30-18 DETROIT	*56,971
11/ 5	L	24-27 @Chicago	66,944
11/12	W	23-15 NEW YORK JETS	*56,657
11/19	L	24-26 @Green Bay	59,869
11/26	L	14-17 MIAMI	*56,935
12/ 3	L	17-27 @New York Jets	78,138
12/11	W	44-20 BUFFALO	*56,671
12/17	W	20-13 @Miami	73,884
12/24	W	31-10 MINNESOTA	*56,672
<b>12/30</b>	<b>L</b>	<b>17-23 @Miami</b>	<b>OT 73,193</b>

TEAM STATISTICS	COLTS	OPP
TOTAL FIRST DOWNS	357	310
Rushing	111	109
Passing	213	177
Penalty	33	24
3rd Down: M/A/Pct.	94/201 46.8	84/217 38.7
4th Down: M/A/Pct.	9/ 10 90.0	10/ 14 71.4
TOTAL NET YARDS	6141	5357
Avg. Per Game	383.8	334.8
Total Plays	1026	1018
Avg. Per Play	6.0	5.3
NET YARDS RUSHING	1859	1935
Avg. Per Game	116.2	120.9
Total Rushes	435	446
NET YARDS PASSING	4282	3422
Avg. Per Game	267.6	213.9
Tackled/Yards Lost	20/131	42/252
Gross Yards	4413	3674
Att./Completions	571/357	530/317
Completion Pct.	62.5	59.8
Had Intercepted	15	14
PUNTS/AVERAGE	65/44.7	82/42.7
NET PUNTING AVG.	65/36.4	82/36.2
PENALTIES/YARDS	89/866	103/820
FUMBLES/BALL LOST	20/14	16/8
TOUCHDOWNS	50	37
Rushing	14	13
Passing	33	22
Defense/Return	3/0	1/1
POSESSION AVG.	29:33	30:27

SCORE BY PERIODS	1	2	3	4	OT	TOTAL
COLTS	73	117	84	155	0	429
OPPONENTS	52	106	86	82	0	326

SCORING	TDR	TDP	TDRT	PAT	FG	2P	5	TP
Vanderjagt					46/46	25/27		121
James	13	5					1	110
Harrison			14					84
Pollard			3			1		20
Dilger			3					18
Pathon			3					18

SCORING	TDR	TDP	TDRT	PAT	FG	2P	5	TP
Wilkins			3					18
Burris				1				6
Finn			1					6
Green			1					6
Holsey				1				6
Manning			1					6
Muhammad				1				6
Bratzke							1	2
J. Williams							1	2
<b>COLTS</b>	<b>14</b>	<b>33</b>	<b>3</b>	<b>46/46</b>	<b>25/27</b>	<b>2</b>	<b>2</b>	<b>429</b>
<b>OPPONENTS</b>	<b>13</b>	<b>22</b>	<b>2</b>	<b>33/33</b>	<b>21/28</b>	<b>1</b>	<b>1</b>	<b>326</b>

**2-Point: Colts 2-4, Opponents 3-4**

FGS	1-19	20-29	30-39	40-49	50+	TOT.
Vanderjagt	1/1	6/6	13/13	5/6	0/1	25/27
<b>COLTS</b>	<b>1/1</b>	<b>6/6</b>	<b>13/13</b>	<b>5/6</b>	<b>0/1</b>	<b>25/27</b>
<b>OPP.</b>	<b>1/1</b>	<b>11/14</b>	<b>4/4</b>	<b>4/6</b>	<b>1/3</b>	<b>21/28</b>

Vanderjagt: (23,40) [47,31] [41,22] [45] [33,33,34] [23,38,40] [36] [19] [26,38,35] [38] [50] [32] [37,23,39] [48,31] [28] [21] [51] [27,26,28] [29] [21] [41,37] [47,51] [42,28] [28] [49,45,21] [29,46] [25,31] [31]

RUSHING	NO.	YDS.	AVG.	LG	TD
James	387	1709	4.4	30	13
Manning	37	116	3.1	14	1
Gordon	4	13	3.3	6	0
Smith	1	11	11.0	11	0
Wilkins	3	8	2.7	6	0
Pathon	1	3	3.0	3	0
Finn	1	1	1.0	1	0
al-Jabbar	1	-2	-2.0	-2	0
<b>COLTS</b>	<b>435</b>	<b>1859</b>	<b>4.3</b>	<b>30</b>	<b>14</b>
<b>OPPONENTS</b>	<b>446</b>	<b>1935</b>	<b>4.3</b>	<b>55</b>	<b>13</b>

RECEIVING	NO.	YDS.	AVG.	LG	TD
Harrison	102	1413	13.9	78t	14
James	63	594	9.4	60	5
Pathon	50	646	12.9	38	3
Dilger	47	538	11.4	32	3
Wilkins	43	569	13.2	43t	3
Pollard	30	439	14.6	50t	3
Green	18	201	11.2	34t	1
Finn	4	13	3.3	6	1
<b>COLTS</b>	<b>357</b>	<b>4413</b>	<b>12.4</b>	<b>78t</b>	<b>33</b>
<b>OPPONENT</b>	<b>317</b>	<b>3674</b>	<b>11.6</b>	<b>50</b>	<b>22</b>

INTERCEPTIONS	NO.	YDS.	AVG.	LG	TD
Burris	4	38	9.5	27t	1
Macklin	2	35	17.5	35	0
Peterson	2	8	4.0	5	0
Cota	2	3	1.5	3	0
Muhammad	1	40	40.0	40t	1
Poole	1	1	1.0	1	0
Washington	1	1	1.0	1	0
Johnson	1	-1	-1.0	-1	0
<b>COLTS</b>	<b>14</b>	<b>125</b>	<b>8.9</b>	<b>40t</b>	<b>2</b>
<b>OPPONENTS</b>	<b>15</b>	<b>212</b>	<b>14.1</b>	<b>43</b>	<b>1</b>

PUNTING	NO.	YDS.	AVG.	TB	INT0	LG
Smith	65	2906	44.7	9	20	65t
<b>COLTS</b>	<b>65</b>	<b>2906</b>	<b>44.7</b>	<b>9</b>	<b>20</b>	<b>65t</b>
<b>OPPONENTS</b>	<b>82</b>	<b>3503</b>	<b>42.7</b>	<b>9</b>	<b>20</b>	<b>70</b>

PUNT RETURNS	NO.	FC	YDS.	AVG.	LG
Wilkins	29	13	240	8.3	36
P. Williams	7	1	108	15.4	40
Muhammad	2	0	4	2.0	4
<b>COLTS</b>	<b>38</b>	<b>14</b>	<b>352</b>	<b>9.3</b>	<b>40</b>
<b>OPPONENTS</b>	<b>28</b>	<b>21</b>	<b>357</b>	<b>12.8</b>	<b>80</b>

KICKOFF RETURNS	NO.	YDS.	AVG.	LG
Pathon	26	583	22.4	48
Wilkins	15	279	18.6	30
P. Williams	12	238	19.8	29
Muhammad	2	45	22.5	28
Holsey	1	10	10.0	10
Dilger	1	0	0.0	0
Macklin	1	0	0.0	0
<b>COLTS</b>	<b>58</b>	<b>1155</b>	<b>19.9</b>	<b>48</b>
<b>OPPONENTS</b>	<b>73</b>	<b>1736</b>	<b>23.8</b>	<b>92t</b>

**SACKS:** Colts 42-0, Opponents 20-0  
 Bratzke 7.5-6.9; M. Thomas 5.0-3.2; Belser 5.0-2.1  
 Johnson 5.0-2.5; Burris 3.0-1.9; J. Williams 3.0-1.5  
 18.5; Bennett 3.0-1.7; Chester 2.5-7.5;  
 Washington 2.0-1.3; Scioli 2.0-7; Holsey 2.0-6;  
 Hollier 1.0-7; Whittington 1.0-6

**USUAL STARTERS**  
**PRO BOWLERS IN BOLDFACE**

OFFENSE	DEFENSE
WR Jerome Pathon	LDE Bernard Holley
UT Tarik Glenn	LDT Bernard Whittington
LG Steve McKinney	RTD Ellis Johnson
C Jeff Saturday	RDE Chad Bratzke
RG Larry Moore	LB Cornelius Bennett
RT Adam Meadows	MLB Dwight Hollier
TE Ken Dilger	RLB Mike Peterson
WR Marvin Harrison	LCB Jeff Burris
QB Peyton Manning	RCB Tyrone Poole
RB Edgerrin James	SS Chad Cota
TE Marcus Pollard	FS Jason Belser

PASSING	ATT.	COMP.	YDS.	PCT.	AVG./ATT.	TD	TD%	INT.	INT.%	LG	SACKED	RATING
Manning	571	357	4413	62.5	7.73	33	5.8	15	2.6	78t	20/131	94.0
<b>COLTS</b>	<b>571</b>	<b>357</b>	<b>4413</b>	<b>62.5</b>	<b>7.73</b>	<b>33</b>	<b>5.8</b>	<b>15</b>	<b>2.6</b>	<b>78t</b>	<b>20/131</b>	<b>94.0</b>
<b>OPPONENTS</b>	<b>530</b>	<b>317</b>	<b>3674</b>	<b>59.8</b>	<b>6.93</b>	<b>22</b>	<b>4.2</b>	<b>14</b>	<b>2.6</b>	<b>50</b>	<b>42/252</b>	<b>84.0</b>

# 2000 DEFENSIVE STATISTICS

Player	TACKLES			SPECIAL TEAMS			QUARTERBACK		PASSES		FF	FR	BLKD KICK	
	DEFENSIVE			Total	Solo	Asst	Sack-Yard	Hit	Int-Yd	Def B			FG	PAT
Peterson	160	95	65	3	0	3				2- 8	3	4		
Belser	114	80	34				5.0-25.0	3		6	1	1		
Cota	104	74	30							8				
Hollier	95	47	48	9	6	3	1.0- 7.0	1		1				
Bratzke	93	44	49				7.5-69.0	25		3	2	1		
Burris	76	67	9	1	1	0	3.0-19.0	3		4-38	11			1
Holley	76	37	39				2.0- 6.0	4			1		1	
Bennett	74	35	39				3.0-17.0	9			2	1	1	
Johnson	58	25	33				5.0-25.0	20		1- -1	4	1	1	
J. Williams	54	30	24				3.0-18.5	14				1	1	
Poole	48	40	8							1- 1	11	1		
Whittington	48	27	21				1.0- 6.0	3						
Blevins	45	34	11	18	14	4					1	1	1	
Macklin	27	24	3	4	3	1				2-35	9			
M. Thomas	24	17	7				5.0-32.0	8			5	1		1
Chester	19	9	10				2.5- 7.5	1						
Muhammad	16	13	3	6	5	1				1-40	2			
Scioli	16	8	8	12	2	10	2.0- 7.0	5				2		
Washington	15	7	8	13	9	4	2.0-13.0	7		1- 1				
Morris	11	8	3	3	1	2		1						
Austin	7	6	1	16	6	10								
R. Thomas	4	1	3	20	13	7								
Finn				22	14	8								
Snow				10	6	4								
Glover				8	4	4								
McDougal				6	3	3								
Sword				5	3	2								
Kight				4	3	1								
P. Williams				2	1	1								
Gordon				1	1	0								
Smith				1	1	0								
Pollard				1	0	1								
Shields				1	0	1								



**LB-Mike Peterson has produced 270 total tackles in the last two seasons, including a team-leading 160 in 2000. Peterson has started 29 of 32 games during his first two seasons.**

## 2000 PLAYOFF STATISTICS

DATE	RESULTS	OPPONENT	ATTENDANCE	SCORE BY PERIODS	1	2	3	4	OT	TOTAL	INTERCEPTIONS	NO.	YDS.	AVG.	LG	TD			
12/30	L 17-23	@Miami	OT 73,193	COLTS	3	11	0	3	0	17	Colt	2	23	11.5	23	0			
<b>TEAM STATISTICS</b>				OPPONENTS	0	0	7	10	6	23	Bratzke	1	4	4.0	4	0			
TOTAL FIRST DOWNS				COLTS							COLTS	3	27	9.0	23	0			
Rushing				OPPONENTS							OPPONENTS	0	0	0.0	0	0			
Passing				COLTS							<b>PUNTING</b>								
Penalty				COLTS							NO.	YDS.	AVG.	TB	IN20	LG	BLK.		
3rd Down: M/A/Pct				2/11 18.2	8/17 47.1							Smith	4	171	42.8	1	0	57	0
4th Down: M/A/Pct				0/1 0.0	1/2 50.0							COLTS	4	171	42.8	1	0	57	0
TOTAL NET YARDS				293	434							OPPONENTS	3	138	46.0	0	1	53	0
Avg. Per Game				293.0	434.0							<b>PUNT RETURNS</b>							
Total Plays				55	84							NO.	FC	YDS.	AVG.	LG	TD		
Avg. Per Play				5.3	5.2							Wilkins	1	0	0	0.0	0	0	
NET YARDS RUSHING				99	258							COLTS	1	0	0	0.0	0	0	
Avg. Per Game				99.0	258.0							OPPONENTS	3	0	30	10.0	19	0	
Total Rushes				23	48							<b>KICKOFF RETURNS</b>							
NET YARDS PASSING				194	176							NO.	YDS.	AVG.	LG	TD			
Avg. Per Game				194.0	176.0							Wilkins	2	35	17.5	18	0		
Tackled/Yards Lost				0/0	2/9							COLTS	2	35	17.5	18	0		
Gross Yards				194	185							OPPONENTS	4	90	22.5	31	0		
Att./Completions				32/17	34/19							<b>SACKS:</b> Colts 2.0, Opponents 0.0							
Completion Pct.				53.1	55.9							Johnson 1.0-4.5; Whittington 0.5-2.5;							
Had Intercepted				0	3							Belser 0.5-2.0							
PUNTS/AVERAGE				4/42.8	3/46.0														
NET PUNTING AVG.				4/30.3	3/46.0														
PENALTIES/YARDS				1/10	7/55														
FUMBLES/BALL LOST				0/0	0/0														
TOUCHDOWNS				1	3														
Rushing				0	2														
Passing				1	1														
Defense/Return				0/0	0/0														
POSSESSION AVG.				23:19	36:41														

PASSING	ATT.	COMP.	YDS.	PCT.	AVG./ATT.	TD	TD%	INT.	INT.%	LG	SACKED	RATING
Manning	32	17	194	53.1	6.06	1	3.1	0	0.0	30	0/0	82.8
COLTS	32	17	194	53.1	6.06	1	3.1	0	0.0	30	0/0	82.8
OPPONENTS	34	19	185	55.9	5.44	1	2.9	3	8.8	19	2/9	44.4

## 2000 DEFENSIVE PLAYOFF STATISTICS

Player	DEFENSIVE			SPECIAL TEAMS			QUARTERBACK		PASSES					BLK KICK
	Total	Solo	Asst	Total	Solo	Asst	Sack-Yard	Hit	Int-Yd	Def	B	FF	FR	FG PAT
Peterson	14	5	9											
Hollier	12	5	7											
Cola	13	9	4											
Belser	11	9	2				0.5-2.0		2-23	2				
Muhammad	8	7	1											
Bratzke	7	4	3					1	1-4		1			
Johnson	6	3	3				1.0-4.5							
Scioli	6	2	4											
Whittington	5	2	3				0.5-2.5							
Burris	4	4	0											
Bennett	4	2	2					1						
Thomas	4	2	2											
Williams	3	1	2											
Halsey	3	0	3											
Chester	2	1	1											
Blevins	2	0	2	2	2	0								
Macklin	1	1	0											
Austin	1	0	1											
Finn				4	2	2								
R. Thomas				2	0	2								
Pollard				2	2	0								
Sword				1	1	0								
Glover				1	0	1								

# 2000 GAME-BY-GAME OFFENSE

OPP	1st Downs			Down Conv.	NET	OFF			RUSHING		Net	Socks	PASSING		TD	In	R	P	Rt	TDS	FGS	M-A	No-Ls	FUM		PEN	No-Yds	PUNTS	No-Avg	TOP										
	T	R	P			PL	Yds	Att	Avg	Gross			Att-Com	Yds										Yds	No-Ls						Yds	No-Ls	Yds							
OPK	20	7	13	0	6/13	0/0	386	65	119	32	3.7	267	1	6	273	32	22	1	1	1	1	1	1	1	1	1	1	1	1	1	1	1	1	1	1					
OAK	28	6	20	2	5/10	0/1	463	70	111	20	5.6	351	2	16	367	48	33	3	0	0	1	3	0	0	0	0	0	0	0	0	0	0	0	0	0	0	0			
JAX	21	4	16	1	5/12	0/0	532	64	93	28	3.3	440	0	0	440	36	23	4	0	1	4	0	1	4	0	1	1	1	1	1	1	1	1	1	1	1	1			
BuF	14	4	10	0	6/11	0/0	265	82	81	24	3.4	184	2	3	187	27	16	2	0	0	2	0	2	0	0	0	0	0	0	0	0	0	0	0	0	0	0	0		
Sea	27	5	17	5	9/17	1/1	408	82	84	26	3.2	324	2	10	334	54	31	1	3	0	1	0	1	0	0	0	0	0	0	0	0	0	0	0	0	0	0	0		
Sea	28	15	12	1	6/11	1/1	499	70	219	39	5.6	280	1	1	281	30	20	1	0	3	1	0	3	1	1	1	1	1	1	1	1	1	1	1	1	1	1	1		
NE	20	7	10	3	2/5	0/0	398	41	130	21	6.2	268	0	0	268	20	16	3	0	1	3	0	0	0	0	0	0	0	0	0	0	0	0	0	0	0	0	0		
DET	24	7	13	4	5/12	0/0	420	65	130	31	4.5	281	2	7	288	33	22	3	2	1	3	0	1	1	1	1	1	1	1	1	1	1	1	1	1	1	1	1		
Chi	20	7	11	2	6/13	2/2	371	61	90	20	4.5	281	2	21	302	39	26	2	1	2	0	1	2	0	1	1	1	1	1	1	1	1	1	1	1	1	1	1		
NYJ	25	9	14	2	7/15	1/1	358	73	148	38	4.2	210	0	0	210	35	21	1	0	1	1	0	1	1	1	1	1	1	1	1	1	1	1	1	1	1	1	1	1	
GB	25	5	18	2	5/12	1/1	353	65	71	17	4.2	267	4	27	294	44	25	3	0	3	0	3	0	3	0	1	2	1	1	1	1	1	1	1	1	1	1	1	1	
MIA	19	7	10	2	7/16	1/1	353	65	144	31	4.6	209	0	0	209	34	16	2	0	2	0	2	0	2	0	0	0	0	0	0	0	0	0	0	0	0	0	0	0	0
NYJ	21	4	16	1	6/14	2/2	375	66	49	12	4.1	326	3	13	339	51	27	2	0	2	0	2	0	2	0	2	0	1	1	1	1	1	1	1	1	1	1	1	1	1
BuF	20	10	7	3	5/12	0/0	237	58	121	32	3.8	116	2	16	132	24	13	0	0	3	0	3	0	2	2	2	2	2	2	2	2	2	2	2	2	2	2	2	2	2
Mia	20	7	10	3	7/15	0/0	327	64	132	35	3.8	195	1	11	206	28	21	0	1	1	0	1	0	1	1	0	0	0	0	0	0	0	0	0	0	0	0	0	0	0
MIN	25	7	16	2	7/13	0/0	411	65	128	29	4.4	283	0	0	283	36	25	4	1	0	4	0	1	1	0	0	0	0	0	0	0	0	0	0	0	0	0	0	0	0
TOT	327	89	200	38	73/186	2/6	5726	979	1660	419	4.0	4066	14	116	4182	546	338	26	17	15	26	5	34	38	25	11	81	683	60	41.1	30	45	30	45						

# 2000 GAME-BY-GAME DEFENSE

OPP	1st Downs			Down Conv.	NET	OFF			RUSHING		Net	Socks	PASSING		TD	In	R	P	Rt	TDS	FGS	M-A	No-Ls	FUM		PEN	No-Yds	PUNTS	No-Avg	TOP										
	T	R	P			PL	Yds	Att	Avg	Gross			Att-Com	Yds										Yds	No-Ls						Yds	No-Ls	Yds							
OPK	17	4	11	2	5/15	0/1	280	62	74	24	3.1	206	1	6	212	37	16	2	0	2	0	0	0	0	0	0	0	0	0	0	0	0	0	0	0	0	0	0		
OAK	21	10	11	0	6/12	0/0	359	60	152	38	4.0	207	0	0	207	22	15	0	0	5	0	0	1	2	1	0	0	0	0	0	0	0	0	0	0	0	0	0	0	
JAX	18	5	12	1	5/14	0/0	286	65	97	24	4.0	189	5	40	229	36	21	2	0	2	0	0	0	0	1	0	0	0	0	0	0	0	0	0	0	0	0	0	0	
BuF	21	11	9	1	7/16	1/1	385	69	170	33	5.2	215	4	31	246	32	21	1	0	0	1	0	3	1	0	0	0	0	0	0	0	0	0	0	0	0	0	0	0	
Sea	19	5	12	2	5/13	1/1	301	57	118	29	4.1	183	3	21	204	25	17	3	0	0	3	0	1	1	0	0	0	0	0	0	0	0	0	0	0	0	0	0	0	
Sea	21	3	18	0	5/9	0/0	317	54	65	16	4.1	252	6	31	283	32	24	3	1	0	3	0	3	3	3	3	3	3	3	3	3	3	3	3	3	3	3	3	3	
NE	24	11	9	4	6/15	2/3	386	76	155	42	3.7	174	3	16	190	39	18	1	2	1	0	1	1	0	2	2	2	2	2	2	2	2	2	2	2	2	2	2	2	
DET	18	10	8	0	5/14	0/0	328	65	154	23	6.7	174	0	0	174	39	18	1	2	1	0	1	1	0	0	0	0	0	0	0	0	0	0	0	0	0	0	0	0	
Chi	20	5	14	1	8/15	1/2	370	71	143	35	4.1	227	0	0	227	36	25	1	2	1	0	1	1	0	0	0	0	0	0	0	0	0	0	0	0	0	0	0	0	
NYJ	22	6	13	3	1/9	1/2	367	60	96	22	4.4	271	0	0	271	38	20	1	2	1	0	2	1	0	0	0	0	0	0	0	0	0	0	0	0	0	0	0	0	
GB	25	7	14	4	4/12	1/1	432	67	145	28	5.2	287	2	14	301	37	23	2	0	1	0	2	1	1	0	0	0	0	0	0	0	0	0	0	0	0	0	0	0	
MIA	17	5	10	2	7/15	0/0	253	59	82	24	3.4	171	2	12	183	33	22	1	0	1	1	0	1	1	1	0	0	0	0	0	0	0	0	0	0	0	0	0	0	
NYJ	26	11	14	1	9/17	0/0	491	82	211	39	5.4	280	2	42	270	41	26	2	1	1	2	0	2	1	2	1	1	1	1	1	1	1	1	1	1	1	1	1	1	
BuF	16	6	8	2	5/17	2/2	294	66	66	22	3.0	228	9	42	270	34	18	1	2	1	0	2	2	1	1	0	0	0	0	0	0	0	0	0	0	0	0	0	0	0
Mia	14	6	7	1	2/12	1/1	272	56	140	26	5.4	132	4	18	150	26	12	0	1	1	0	0	2	1	1	0	0	0	0	0	0	0	0	0	0	0	0	0	0	
MIN	11	4	7	0	4/12	0/0	236	50	67	21	3.2	169	1	6	175	28	16	1	1	0	1	0	1	2	0	0	0	0	0	0	0	0	0	0	0	0	0	0	0	
TOT	310	109	177	24	84/217	10/43	5357	1018	1935	446	4.3	3422	42	252	3674	530	317	22	14	13	22	2	21	28	16	8	103	820	82	42.7	30	27	30	27						

# INDIVIDUAL RUSHING GAME-BY-GAME

Date	Opponent	EDGERRIN JAMES					PEYTON MANNING					TERRENCE WILKINS				
		Att	Yds	Avg	LG	TD	Att	Yds	Avg	LG	TD	Att	Yds	Avg	LG	TD
9/03	at Kansas City	28	124	4.4	30	1	3	-3	-1.0	-1	0					
9/10	vs. Oakland	18	91	5.1	15	1	2	20	10.0	11	0					
9/25	vs. Jacksonville	22	89	4.0	14†	1	6	4	0.7	6	0					
10/01	at Buffalo	19	60	3.2	13	0	5	21	4.2	8	0					
10/08	at New England	24	75	3.1	11	0	1	7	7.0	7	0					
10/15	at Seattle	38	219	5.8	26†	3	1	0	0.0	0	0	1	2	2.0	2	0
10/22	vs. New England	20	124	6.2	26	1						1	6	6.0	6	0
10/29	vs. Detroit	31	139	4.5	24†	1										
11/05	at Chicago	17	68	4.0	11	1	3	22	7.3	9	0					
11/12	vs. NY Jets	31	131	4.2	20	1	4	2	0.5	5	0					
11/19	at Green Bay	17	71	4.2	16	0										
11/26	vs. Miami	26	118	4.5	13	0	5	26	5.2	14	0					
12/03	at NY Jets	11	49	4.5	10	0	1	0	0.0	0	0					
12/11	vs. Buffalo	27	111	4.1	13†	3	2	-2	-1.0	-1	0	1	0	0.0	0	0
12/17	at Miami	32	112	3.5	15	0	3	20	6.7	11	1					
12/24	vs. Minnesota	26	128	4.9	28	0	1	-1	-1.0	-1	0					
<b>TOTAL</b>		<b>387</b>	<b>1709</b>	<b>4.4</b>	<b>30</b>	<b>13</b>	<b>37</b>	<b>116</b>	<b>3.1</b>	<b>14</b>	<b>1</b>	<b>3</b>	<b>8</b>	<b>2.7</b>	<b>6</b>	<b>0</b>

Date	Opponent	ABDUL-KARIM AL-JABBAR					JEROME PATHON					JIM FINN					
		Att	Yds	Avg	LG	TD	Att	Yds	Avg	LG	TD	Att	Yds	Avg	LG	TD	
9/03	at Kansas City	1	-2	-2.0	-2	0											
9/10	vs. Oakland																
9/25	vs. Jacksonville																
10/01	at Buffalo																
10/08	at New England																
10/15	at Seattle																
10/22	vs. New England																
10/29	vs. Detroit																
11/05	at Chicago																
11/12	vs. NY Jets						1	3	3.0	3	0	1	1	1.0	1	0	
11/19	at Green Bay																
11/26	vs. Miami																
12/03	at NY Jets																
12/11	vs. Buffalo																
12/17	at Miami																
12/24	vs. Minnesota																
<b>TOTAL</b>		<b>1</b>	<b>-2</b>	<b>-2.0</b>	<b>-2</b>	<b>0</b>	<b>1</b>	<b>3</b>	<b>3.0</b>	<b>3</b>	<b>0</b>	<b>1</b>	<b>1</b>	<b>1.0</b>	<b>1</b>	<b>0</b>	

Date	Opponent	HUNTER SMITH					LENNOX GORDON				
		Att	Yds	Avg	LG	TD	Att	Yds	Avg	LG	TD
9/03	at Kansas City										
9/10	vs. Oakland										
9/25	vs. Jacksonville										
10/01	at Buffalo										
10/08	at New England										
10/15	at Seattle										
10/22	vs. New England										
10/29	vs. Detroit										
11/05	at Chicago										
11/12	vs. NY Jets	1	11	11.0	11	0					
11/19	at Green Bay										
11/26	vs. Miami										
12/03	at NY Jets										
12/11	vs. Buffalo						2	12	6.0	6	0
12/17	at Miami										
12/24	vs. Minnesota						2	1	0.5	2	0
<b>TOTAL</b>		<b>1</b>	<b>11</b>	<b>11.0</b>	<b>11</b>	<b>0</b>	<b>4</b>	<b>13</b>	<b>3.3</b>	<b>13</b>	<b>0</b>

# INDIVIDUAL PASSING GAME-BY-GAME

Date	Opponent	PEYTON MANNING									
		Att.	Comp.	Yds	Pct.	TD	Int	LG	Rating	S	Yds
9/03	at Kansas City	32	22	273	68.8	1	1	33	92.3	1	8
9/10	vs. Oakland	48	33	367	68.8	3	2	50†	94.7	2	16
9/25	vs. Jacksonville	36	23	440	63.9	4	0	76†	143.3	0	0
10/01	at Buffalo	27	16	187	59.3	2	1	30	89.6	1	3
10/08	at New England	54	31	334	57.4	1	3	31	58.7	2	10
10/15	at Seattle	30	20	281	66.7	1	0	39	107.8	1	1
10/22	vs. New England	20	16	268	80.0	3	0	78†	158.3	0	0
10/29	vs. Detroit	33	22	288	66.7	3	2	31†	99.1	1	7
11/05	at Chicago	39	26	302	66.7	2	1	24	96.3	2	21
11/12	vs. NY Jets	35	21	210	60.0	1	0	22	86.6	0	0
11/19	at Green Bay	44	25	294	56.8	3	1	34	90.5	4	27
11/26	vs. Miami	34	16	209	47.1	2	1	32	74.3	0	0
12/03	at NY Jets	51	27	339	52.9	2	2	43†	70.6	3	13
12/11	vs. Buffalo	24	13	132	54.2	0	0	28	70.1	2	16
12/17	at Miami	28	21	206	75.0	1	0	50†	107.1	1	11
12/24	vs. Minnesota	36	25	283	69.4	4	1	52†	118.2	0	0
<b>TOTAL</b>		<b>571</b>	<b>357</b>	<b>4413</b>	<b>62.5</b>	<b>33</b>	<b>15</b>	<b>78†</b>	<b>94.7</b>	<b>20</b>	<b>131</b>



## INDIVIDUAL RECEIVING GAME-BY-GAME

Date	Opponent	MARVIN HARRISON					EDGERRIN JAMES					TERRENCE WILKINS				
		Att	Yds	Avg	LG	TD	Att	Yds	Avg	LG	TD	Att	Yds	Avg	LG	TD
9/03	at Kansas City	9	115	12.8	31	0	6	40	6.7	27†	1					
9/10	vs. Oakland	10	141	14.1	50†	1	6	36	6.0	12	1					
9/25	vs. Jacksonville	2	103	51.5	76†	1	2	65	32.5	60	0	9	148	16.4	34	1
10/01	at Buffalo	3	45	15.0	27	1	4	43	10.8	13	0	1	10	10.0	10†	1
10/08	at New England	13	159	12.2	23	1	3	34	11.3	31	0	6	78	13.0	22	0
10/15	at Seattle	7	134	19.1	39	0	1	9	9.0	9	0	5	32	6.4	9	0
10/22	vs. New England	5	156	31.2	78†	2	2	5	2.5	4	1	4	33	8.3	13	0
10/29	vs. Detroit	9	109	12.1	29	1	2	24	12.0	18	0	2	27	13.5	18	0
11/05	at Chicago	6	42	7.0	10	0	4	49	12.3	21†	1					
11/19	vs. NY Jets	4	34	8.5	15	1	5	24	4.8	7	0	1	10	10.0	10	0
11/26	at Green Bay	2	28	14.0	19	0	7	66	9.4	18	0	2	30	15.0	20	0
12/03	vs. Miami	4	74	18.5	27†	2	5	37	7.4	18	0	2	34	17.0	32	0
12/03	at NY Jets	8	90	11.3	17	1	3	31	10.3	21	0	7	109	15.6	43†	1
12/11	vs. Buffalo	2	27	13.5	14	0	3	21	7.0	13	0	2	37	18.5	28	0
12/17	at Miami	6	47	7.8	11	0	5	31	6.2	11	0					
12/24	vs. Minnesota	12	109	9.1	18†	3	5	79	15.8	52†	1	2	21	10.5	13	0
<b>TOTAL</b>		<b>102</b>	<b>1413</b>	<b>13.9</b>	<b>78†</b>	<b>14</b>	<b>63</b>	<b>594</b>	<b>9.4</b>	<b>60</b>	<b>5</b>	<b>43</b>	<b>569</b>	<b>13.2</b>	<b>43†</b>	<b>3</b>

Date	Opponent	JEROME PATHON					E.G. GREEN					KEN DILGER				
		Att	Yds	Avg	LG	TD	Att	Yds	Avg	LG	TD	Att	Yds	Avg	LG	TD
9/03	at Kansas City	3	55	18.3	33	0	2	35	17.5	21	0	2	28	14.0	22	0
9/10	vs. Oakland	5	61	12.2	16	0	2	16	8.0	13	0	8	96	12.0	32	0
9/25	vs. Jacksonville	3	67	22.3	38	1			DNP			5	38	7.6	17	1
10/01	at Buffalo	3	28	9.3	13	0			DNP			2	36	18.0	30	0
10/08	at New England	6	42	7.0	10	0			DNP			2	17	8.5	16	0
10/15	at Seattle	1	13	13.0	13	0			DNP			6	93	15.5	30	1
10/22	vs. New England	2	26	13.0	17	0			DNP			1	15	15.0	15	0
10/29	vs. Detroit								DNP			5	52	10.4	17	1
11/05	at Chicago	3	58	19.3	22	1	5	45	9.0	14	0	5	66	13.2	24	0
11/12	vs. NY Jets	3	42	14.0	18	0	3	24	8.0	16	0	2	11	5.5	7	0
11/19	at Green Bay	3	45	15.0	19	1	6	81	13.5	34†	1	4	39	9.8	14	0
11/26	vs. Miami	2	19	9.5	15	0			(Inactive)			1	15	15.0	15	0
12/03	at NY Jets	6	73	12.2	27	0			(Inactive)			1	10	10.0	10	0
12/11	vs. Buffalo	6	73	12.2	27	0			(Inactive)			1	7	7.0	7	0
12/17	at Miami	3	39	13.0	16	0			(Inactive)			2	15	7.5	9	0
12/24	vs. Minnesota	4	47	11.8	18	0										
<b>TOTAL</b>		<b>53</b>	<b>688</b>	<b>13.0</b>	<b>38</b>	<b>3</b>	<b>18</b>	<b>201</b>	<b>11.2</b>	<b>34†</b>	<b>1</b>	<b>47</b>	<b>538</b>	<b>11.4</b>	<b>32</b>	<b>3</b>

Date	Opponent	MARCUS POLLARD					JIM FINN				
		Att	Yds	Avg	LG	TD	Att	Yds	Avg	LG	TD
9/03	at Kansas City										
9/10	vs. Oakland	2	17	8.5	13†	1					
9/25	vs. Jacksonville	2	19	9.5	15	0					
10/01	at Buffalo	3	25	8.3	13	0					
10/08	at New England	1	4	4.0	4	0					
10/15	at Seattle										
10/22	vs. New England	2	33	16.5	18	0					
10/29	vs. Detroit	3	74	24.7	31†	1	1	2	2.0	2	0
11/05	at Chicago	3	42	14.0	18	0					
11/12	vs. NY Jets	3	65	21.7	22	0					
11/19	at Green Bay						1	5	5.0	5†	1
11/26	vs. Miami	2	30	15.0	23	0					
12/03	at NY Jets	2	26	13.0	16	0					
12/11	vs. Buffalo	1	9	9.0	9	0	1	0	0.0	0	0
12/17	at Miami	5	74	14.8	50†	1					
12/24	vs. Minnesota	1	21	21.0	21	0	1	6	6.0	6	0
<b>TOTAL</b>		<b>30</b>	<b>439</b>	<b>14.6</b>	<b>50†</b>	<b>3</b>	<b>4</b>	<b>13</b>	<b>0.0</b>	<b>6</b>	<b>1</b>

# HISTORY OF THE COLTS

Professional football came to Indianapolis March 28, 1984, when Colts owner Robert Irsay moved the historic NFL franchise from Baltimore to Indianapolis—the friendly heart of the midwest.

The roots of the franchise go back to December 28, 1946, when the bankrupt Miami Seahawks of the All-American Football Conference were purchased and relocated in Baltimore by a group headed by Bob Rodenberg. As the result of a contest in Baltimore, won by Charles Evans of Middle River, Md., the team was renamed the "Colts."

On September 7, 1947, wearing green and silver uniforms, the Colts under Head Coach Cecil Isbell won their initial AAFC game, 16-7, over the Brooklyn Dodgers. The team concluded its inaugural season before a record Baltimore crowd of 51,583 losing to the New York Yankees, 21-7. The Colts finished the year with a 2-11-1 record good for a fourth-place finish in the Eastern Division.

The Colts completed the 1948 season with a 7-8 record, tying the Buffalo Bills for the division title. The Colts compiled a 1-11 slate in 1949. The All-American Football Conference and the National Football League merged in 1950 and the Colts became a member of the NFL. After posting a 1-11 record for the second consecutive year, the franchise was dissolved by the league on January 18, 1951, because of its failing financial condition.

After two full seasons without professional football, NFL Commissioner Bert Bell challenged the franchise in December of 1952 to sell 15,000 season tickets within six weeks in order to re-enter the NFL. That 15,000-ticket quota was reached in four weeks and three days.

On January 23, 1953, under the principal ownership of Carroll Rosenbloom, the NFL's Dallas Texans franchise was moved to Baltimore where, keeping the "Colts" nickname, the Texans team colors of blue and white were inherited.

Before their first NFL season, the "new" Baltimore Colts engineered one of the biggest trades in sports history. In a deal with the Cleveland Browns involving 15 players, Baltimore received 10 Browns in exchange for five Colts. Among the players who came to Baltimore in the deal were Don Shula, Bert Rechichar, Carl Taseff and Art Spinney. These players helped the Colts open the 1953 NFL season with a 13-9 upset of the Chicago Bears in a game where Bert Rechichar set a then-NFL record with a 56-yard field goal.

In 1954, the Colts hired Weeb Ewbank as head coach. Ewbank would guide the Colts for the next nine seasons (the longest tenure of any Colts head coach) and lead the club to two conference and world championships.

On November 30, 1958, the Colts clinched their first Western Conference title with a 35-27 win over San Francisco before a record home sellout crowd of 57,557. Four weeks later, Baltimore won its first World Championship, defeating the New York Giants, 23-17, in the fabled "sudden-death" overtime contest at Yankee Stadium. The Colts repeated as champion in 1959, clinching their second Western Conference crown and defeating the Giants, 31-16, in Baltimore for the World Championship.

In January, 1963, Don Shula replaced Weeb Ewbank as the team's third head coach since 1953. During the 1963 campaign, quarterback John Unitas led the Colts offense to eight team records and set a then-NFL individual passing mark of 237 completions. The Colts won a club-record eleven consecutive games in 1964, enroute to clinching their third Western Conference title and first under Shula. During that campaign, Raymond Berry caught his 506th career pass and Lenny Moore scored 20 touchdowns, both NFL records at the time. The following year, Baltimore tied Green Bay for the Western Conference title. With halfback Tom Matte quarterbacking the club because of injuries to John Unitas and Gary Cuozzo, the Colts lost a controversial 13-10 "sudden-death" playoff contest to the Packers.

Under Shula, Baltimore made its first Super Bowl appearance in 1968. The club finished first in the Coastal Division with a 13-1 mark, then defeated Minnesota, 24-14, in the Western Conference Championship game and blanked Cleveland, 34-0, for the NFL Championship. The team went on to face the American Football League Champion New York Jets in Super Bowl III, losing a 16-7 upset.

In May of 1969, the NFL merged with the AFL and Baltimore, Pittsburgh and Cleveland joined the old AFL teams to form the American Football Conference of the NFL. For the 1970 season, the Colts were situated in the Eastern Division of the AFC and on September 20, the club won its first AFC game, 16-14, over San Diego. In mid-December Baltimore clinched its first Eastern Division Championship with a 20-14 win at Buffalo, then defeated Cincinnati and Oakland in the playoffs to win the AFC Championship. On January 17, 1971, the Colts defeated the Dallas Cowboys in Super Bowl V, 16-13, on Jim O'Brien's 32-yard field goal with five seconds remaining in the game.

In July, 1972, the Colts came under new ownership as Robert Irsay acquired the club from Carroll Rosenbloom in exchange for the Los Angeles Rams.

In 1974, two young Colt stars established NFL records as running back Lydell Mitchell carried the ball 40 times against the New York Jets at Shea Stadium and quarterback Bert Jones completed 17 consecutive passes against the same Jets club later in the season. Mitchell set another mark that season, winning the league pass receiving title with 72 receptions.

In 1975, Mitchell would continue his record-setting pace by becoming the first running back in Colt history to rush for 1,000 yards, gaining 1,193 yards on 289 carries.

After posting a 2-12 record in 1974, Baltimore's fortunes began to change with the hiring of Ted Marchibroda as head coach in February, 1975. Marchibroda led the Colts to three consecutive Eastern Division titles before posting back-to-back 5-11 seasons in 1978 and 1979.

The Colts named Mike McCormack to replace Marchibroda as head coach in January, 1980. The Colts improved to a 7-9 record in 1980 before recording the worst record in club history to date with a 2-14 slate in 1981.

On December 21, 1981, the Colts named Frank Kush to replace McCormack as head coach. In addition, club owner Robert Irsay announced the appointment of Ernie Accorsi as general manager on May 16, 1982.

Under Kush's guidance, the Colts recorded their first winning preseason record (3-2) since 1970. After two weeks

of regular season play, a players' strike resulted in the loss of seven games per team from the 1982 schedule, and each team played a nine-game schedule. The Colts finished the season with a record of 0-8-1.

The Colts received the first selection in the April 26, 1983, NFL Draft and selected Stanford QB-John Elway. Six days later on May 2, the Colts traded Elway to Denver in exchange for the Broncos' 1983 first-round choice, offensive tackle Chris Hinton, along with quarterback Mark Herrmann and Denver's first round choice in the 1983 NFL Draft.

In 1983, the Colts forged the biggest turnaround in NFL history for a team that had gone winless the previous season. The 1983 Colts were 6-4 after week 10 and then went 7-9 on the season. Rookie Chris Hinton earned a starting berth at offensive guard for the AFC in the Pro Bowl. The Colts' running game came together as Curtis Dickey and Randy McMillan combined for just shy of 2,000 yards rushing to rank first in the AFC and second in the NFL.

Following the 1984 season, President Robert Irsay and General Manager Jim Irsay appointed Rod Dowhower as head coach on January 28, 1985. Dowhower posted a 5-11 mark that season with a club that rushed for a conference-leading 2,439 yards, fifth-best in the NFL. The team averaged 5.0 yards per attempt to lead the NFL, while marking the first time in a decade that an AFC team achieved that feat.

On December 1, 1986, Ron Meyer succeeded Dowhower as head coach. Meyer led the club to the AFC Eastern Division title in 1987, before falling in the Divisional Playoffs. Indianapolis earned a 9-7 record in 1988 and an 8-8 mark in 1989, but lost playoff positions on the last weekend of each season. RB-Eric Dickerson, acquired in a blockbuster trade on October 31, 1987, won the NFL rushing title in 1988 with 1,659 yards. The Colts produced a 7-9 record in 1990. Meyer earned a 36-35 regular season record with the club before being succeeded by Rick Venturi on October 1, 1991. Ted Marchibroda returned to the Colts as head coach on January 28, 1992. Marchibroda led the Colts to a 9-7 record in 1992, the second time he guided the team to an NFL-best eight-game one-season turnaround. The Colts posted a 4-12 record in 1993 and an 8-8 mark in 1994.

The 1995 Colts earned a 9-7 record, then posted playoff wins at San Diego and Kansas City. The team dropped a 20-16 decision at Pittsburgh in the AFC Championship Game. Marchibroda's tenure with the club ended on February 9, 1996. His 73 career victories tied Don Shula for most by a Colts head coach. Lindy Infante succeeded Marchibroda on February 15, 1996. The Colts earned a 9-7 record in 1996, qualifying for the playoffs in consecutive seasons for the first time since 1975-77. Jim Irsay assumed the position of Owner and Chief Executive Officer in 1997, and Bill Polian was named president on December 22, 1997, one day after the club finished a 3-13 season. Jim Mora succeeded Infante as head coach on January 12, 1998. The Colts were 3-13 in 1998, but received solid performances from RB-Marshall Faulk and QB-Peyton Manning. Faulk's 2,227 yards from scrimmage set a club record, while Manning (326-575-3,739, 26 TDs) set NFL rookie records in every passing category.

In 1999, the Colts produced a 10-game turnaround from 1998 by earning a 13-3 record and the AFC Eastern Division title. The 10-game one-season improvement was the best by any team in the NFL's 80 seasons. The club won eleven straight games, tying the franchise record achieved two other times (1964, 1975-76). The offense produced Pro Bowlers in Manning, RB-Edgerrin James and WR-Marvin Harrison, while K-Mike Vanderjagt won the NFL scoring title. The club earned a home playoff game for the first time in its Indianapolis era, but fell to Tennessee, 19-16.

The Colts earned a 10-6 record in 2000, and reached the AFC Wildcard round before ending the year with a 23-17 overtime loss at Miami. The back-to-back 10+ victory seasons were a first for the club since 1976-77. Manning (4,413) and James (1,709, 2,303) won the NFL passing yardage, rushing yardage and yards from scrimmage titles.

In more than 40 years of National Football League competition, the Colts have achieved a 348-363-7 record, including three World Championships and 10 Conference or Division titles.

The success of the Colts franchise is exemplified by the number of Colts who have been inducted into the Pro Football Hall of Fame. A total of eleven Colts have been selected for enshrinement including Raymond Berry, Art Donovan, Ted Hendricks, John Mackey, Gino Marchetti, Lenny Moore, Jim Parker, John Unitas and Head Coaches Weeb Ewbank and Don Shula from the Baltimore era and RB-Eric Dickerson from the Indianapolis era.

## HISTORICAL HIGHLIGHTS

**1946**

**(12/28)** Bankrupt Miami Seahawks franchise of All-America Football Conference moved to Baltimore. Bob Rodenberg headed purchasing group and the team was renamed "Colts" via a fan contest.

**1947**

**(2/10)** Cecil Isbell named head coach. **(9/7)** Colts won inaugural AAFC game, defeating Brooklyn Dodgers, 16-7, before 27,418 fans at Baltimore Stadium. **(9/28)** New York Yankees defeated Colts, 21-7, before a then-record Baltimore crowd of 51,583. Colts placed fourth in Eastern Division with 2-11-1 record, while drawing 199,661 fans.

**1948**

**(Spring)** Colts reorganized with more than 200 stockholders. Jake Embry named president and Walt Driskill named general manager. **(12/12)** Buffalo Bills defeated Colts in playoff game for Eastern Division title in Baltimore, 28-17, in a game marked by a near-riot. Colts finished 7-8 under Cecil Isbell. G-Dick Barwegan named all-league. Attendance totaled 244,502.

**1949**

**(Spring)** Walt Driskill succeeded Embry as president, while continuing as general manager. **(Fall)** Cecil Isbell fired after first four games and Driskill named head coach. Team finished seventh in the Eastern Division with 1-11 record. G-Dick Barwegan was named all-league again. **(12/9)** The National Football League and the AAFC reached a

"peace" agreement and the Colts were assigned to the NFL for the 1950 season. **(12/18)** Abraham Watner named president.

## 1950

**(Spring)** Clem Crowe named head coach. **(11/5)** Down 21-10 in fourth quarter, DBs-Jim Owens, Frank Spavital and Herb Rich returned interceptions for scores as Colts topped Green Bay, 41-21, for only win. Spavital also scored on a 96t rush. **(12/10)** Rich ended season 12-22.0 avg. for punt returns, the highest seasonal average in NFL history. Colts concluded 1-11 season with 15-14 loss to Yanks at Yankee Stadium. Yanks later became the Baltimore Colts. Colts finished as 13th team to complete a season without making a field goal (0-4). The Dallas Texans (1952) became the last team to do it.

## 1951

**(1/18)** Watner withdrew franchise and was paid \$50,000 for players by NFL. 1952 **(12/3)** Commissioner Bert Bell, addressing the Advertising Club, issued a challenge to Colts fans to sell 15,000 season tickets in six weeks to re-enter NFL. **(12/8)** The ticket drive officially began and the quota was reached in four weeks, three days.

## 1953

**(1/11)** Carroll Rosenbloom, with 52 percent control, headed an ownership group that included William F. Hilgenberg, Zanvyl Krieger, Thomas Mullan, Sr., and R. Bruce Livie. **(1/23)** The Dallas Texans franchise moved to Baltimore. Don Kellest named president/general manager. Keith Molesworth named head coach. **(3/25)** Baltimore and Cleveland collaborated on one of the biggest deals in sports history, a trade that involved 15 players. Baltimore acquired 10 players from Cleveland in exchange for five Colts. The Colts obtained QB-Harry Agganis, T-Dick Batten, E-Gern Nagler, HB-Bert Rechichar, G-Ed Sharkey, T-Stu Sheetz, HB-Don Shula, E-Art Spinney, HB-Carl Taseff and G-Elmer Willhoite for LB-Tom Catlin, T-Don Colo, G-Hershel Forrester, T-Mike McCormack and HB-John Pettibon. **(9/27)** Colts upset Chicago, 13-9, in NFL opener at Memorial Stadium. K-Bert Rechichar's 56-yard field goal surpassed Detroit's K-Glenn Presnell (54, at GB 10/7/34) as the longest in NFL history. It would stand as the NFL's longest until a 63-yarder by Tom Dempsey (New Orleans) on 11/8/70. **(11/22)** Rams RB-Dan Towler rushed 14-205, 1 TD against Colts, a record number of yards gained by a back against the Colts until RB-Barry Sanders (216) in 1997.

## 1954

**(Spring)** Weeb Ewbank named head coach. **(9/26)** Colts dropped 48-0 decision to Los Angeles and ordered plastic facemasks for helmets for first time.

## 1955

**(10/1)** Alan Ameche rushed 21-153 against Detroit to become the first NFL rookie to gain 100+ yards in first two career games. Ameche had 194-yard rushing debut 9/25/66 vs. Chicago, including a 79t rush on his first career attempt. **(10/16)** Colts dropped 38-0 decision at Chicago. Bears RB-Rick Casares had 81t rush, the longest ever allowed by the Colts. **(12/11)** Ameche ended season 213-96t, 9 TDs to win the NFL rushing title.

## 1956

**(10/14)** DB-Carl Taseff had 90t punt return against Green Bay (at Milw.), the longest in Colts history. **(10/21)** QB-John Unitas (9-19-13t, 1 TD/int.) made debut in 58-27 loss at Chicago. Taseff had 96t return of a missed field goal, the longest in Colts history. **(10/28)** Playing in fifth career game, RB-Lenny Moore rushed 13-185, 2 TDs rushing, including 72- and 79-yard scoring bursts. **(11/11)** Moore produced 70t rush at Cleveland in 21-7 win, totaling 11-120 for the game and three 70t+ rushes in two games. **(12/23)** Colts topped Washington, 19-17, as Moore ended season with 7.5 rushing average, the best in Colts history.

## 1957

**(2/4)** Carroll Rosenbloom named president. **(9/29)** Horseshoes placed on the side of Colts helmets for first time. **(11/10)** WR-Raymond Berry was 12-224, 2 TDs to set club receiving yardage record, while performance stands as one of only three 200+ games in Colts history (210, WR-Roger Carr at NYJ 10/24/76; WR-Reggie Langhorne at Wash. 11/7/93). **(12/8)** Colts dropped 17-13 contest in final minute at San Francisco after entering day at 7-3 and one game ahead of 49ers and Detroit in Western Conference. Colts dropped finale at Los Angeles one week later, 37-21, to finish third in conference.

## 1958

**(10/26)** Rookie DB-Lenny Lyles had 101t KOR vs. Washington to become first player ever with two 100t+ KOR in same season (other was 103t vs. Chicago 10/4). **(11/2)** Colts recorded first shutout, 56-0 over Green Bay, marking their sixth straight win and setting the club record for largest margin of victory. **(11/16)** Colts defeated Chicago, 17-0, marking the first time the Bears were blanked in 149 games. **(11/30)** Colts clinched first Western Division title, 35-27, over San Francisco before second straight record crowd of 57,577. QB-John Unitas tossed a scoring pass in a 23rd straight game to set a new NFL record (QB-Cecil Isbell, 22 games, Green Bay 1941-42). **(12/28)** Colts defeated the New York Giants, 23-17, at Yankee Stadium in "sudden death" game for World Championship. Weeb Ewbank and 12 players from "The Greatest Game Ever Played" eventually became NFL Hall of Famers.

## 1959

**(12/12)** Colts scored 21 fourth-quarter points to rally from 10-point deficit to defeat Los Angeles, 45-26, for their second Western Division title. DB-Milt Davis and LB-Don Shinnick finished season tied for NFL interception lead (7), the first time in NFL history teammates tied for league lead with that honor. Unitas finished the season as only NFL player

ever to toss 30+ TD passes (32) in a 12-game season. **(12/27)** Colts scored 24 fourth-quarter points to repeat as World Champions, 31-16 over New York Giants. Colts later tabbed for Pro Football Hall of Fame Team of the 1950s: WR-Raymond Berry, DT-Art Donovan, DE-Gino Marchetti, RB-Lenny Moore, OG/T-Jim Parker.

## 1960

**(12/11)** QB-John Unitas failed to throw a touchdown pass in 10-3 loss at Los Angeles, snapping an NFL record streak of 47 consecutive games with a scoring toss (G10-1956 through G10-1960). The mark stands today as one of the most enduring standards in sports. **(12/18)** Unitas finished season as only NFL player ever to toss for 3,000+ yards (3,099) in a 12-game season. Unitas finished season as NFL leader in scoring passes for a league record fourth straight time, while he was later joined by QB-Len Dawson (Dallas/KC) as the only players to lead NFL in scoring passes four times. WR-Raymond Berry set club seasonal record with 1,298 receiving yards. Colts finished as only team to have 3000+ passer and 1000+ receiver in a 12-game schedule.

## 1961

**(11/26)** Colts topped Washington, 27-6. Colts DB-Gary Glick and Redskins DB-Jim Kerr each had three interceptions. **(12/16)** QB-John Unitas (420) tied an NFL record with his fourth season of most pass attempts (Sammy Baugh, Washington). The mark was later tied by George Blanda (Chicago, Houston) and Dan Marino (Miami). Unitas topped NFL attempts from 1959-61 to set league record (later tied by Blanda and Drew Bledsoe, New England) for consecutive seasons as attempts leader. K-Steve Myhra led the NFL with 21 field goals. Colts defense led NFL in fewest yards allowed (3,782) and fewest passing yards allowed (1,913).

## 1962

**(10/14)** Colts posted 36-14 win at Cleveland, holding RB-Jim Brown to 14-11 rushing. **(12/8)** E.R.C. Owens, who joined Colts during season after being first player ever to play out option and jump teams (from SF) without compensation, became the first player believed to block a field goal at his own crossbar. Owens blocked a 40-yard attempt by Washington's Bob Khayat in 34-21 Colts win. **(December)** Jim Parker became one of few players voted all-pro at two positions (G/T) in same season (also T/LB-George Connor, Chicago and G/T-Forrest Gregg, Green Bay).

## 1963

**(1/8)** Don Shula named head coach. DE-Gino Marchetti and LB-Bill Pellington later named first player-coaches. **(12/15)** QB-John Unitas concluded season with eight team records and an NFL-record 237 completions, besting 235 by QB-Sonny Jurgensen (Philadelphia, 1961). K-Jim Martin topped NFL with 24 field goals and Colts yielded NFL-fewest 3,296 passing yards.

## 1964

**(1/20)** Carroll Rosenbloom purchased all remaining stock to gain full Colts ownership. **(10/12)** Colts topped St. Louis in game moved to Baltimore due to World Series. RB-Tom Matte had 801 rush, the longest in Colts history. **(11/22)** Colts defeated Los Angeles, 24-7, for club-record 10th straight win and a third Western Conference title. **(12/13)** WR-Raymond Berry finished season with 506 career receptions, taking the NFL alltime lead from Billy Howton (503). RB-Lenny Moore's 20 touchdowns eclipsed the prior NFL seasonal record of 19 (Jim Taylor, Green Bay, 1962). **(12/27)** Colts dropped NFL title game at Cleveland, 27-0. Don Shula was consensus NFL Coach of the Year and QB-John Unitas was consensus NFL MVP. DE-Gino Marchetti made 10th Pro Bowl and was tabbed consecutively for game from 1954-64 (missed 1958 with injury).

## 1965

**(9/26)** RB-Lenny Moore failed to score a touchdown vs. Green Bay at Milw., ending streak of 18 straight games with a touchdown, an NFL record that still stands (G7-9, 1963; G1-14, 1964; G-1, 1965). Moore had rushing touchdowns in eleven straight games (G8-9, 1963; G1-9, 1964) during the streak to set an NFL record (since broken). **(11/14)** QB-Gary Cuozzo was 16-26-208, 5 TDs in 41-21 win at Minnesota, setting club record for single-game scoring passes (later tied by QB-Gary Hogeboom in replacement game at Buffalo 10/4/87). **(12/26)** Playing RB-Tom Matte under center for injured QBs-John Unitas and Cuozzo, Colts dropped "sudden death" Western Conference title tilt at Green Bay, 13-10. A controversial field goal sent the game into overtime.

## 1966

**(6/8)** NFL and American Football League announced merger for 1970 season. **(9/18)** QB-John Unitas was 14-22-241, 4 TDs passing as Colts topped Minnesota, 38-23. Unitas (213) passed QB-Y.A. Title (212) for most touchdown passes in NFL history, a record he held until his retirement (since broken). **(9/25)** K-Lou Michaels set club record with 18 kick-scoring points in 36-14 win versus San Francisco, including club-record (later tied) five field goals. **(10/16)** Colts bested Detroit, 45-14, but Lions tallied an 99t pass from Karl Sweetan to Pat Studstill, the longest completion allowed in Colts history. **(10/30)** Unitas was 13-22-252 yards passing at Los Angeles in 17-3 win to become the NFL's alltime leader in passing yardage with 28,375 yards, besting Y.A. Title's 28,339. **(11/13)** Colts bested Atlanta, 19-7, to push record to 7-2. Unitas hurt shoulder during game and club finished 9-5 for second-place in Western Conference. Rookie P-David Lee (49-45.6) won NFL punting title.

## 1967

**(1/23)** Don Kellett retired and Joe Campanella named general manager. **(2/15)** Joe Campanella passed away. **(3/17)** Publicity Director Harry Hulmes named general manager. **(9/17)** QB-John Unitas was 23-32-401, 2 TDs/1 int. in 38-31 win vs. Atlanta, the first 400+ passing game in Colts history. **(11/5)** Colts scored two late touchdowns

to top world champion Packers, 13-10. **(11/12)** Unitas was 17-20-370, 4 TDs in 49-7 win at Atlanta. His 85.0 completion pct. ranks as best in Colts history and is only one of five 80+ games (min. 15 att.) in team history. **(12/3)** Unitas and WR-Raymond Berry teamed on a 51 pass play vs. Dallas in 23-17 win to mark their 63rd career touchdown connection, an NFL record that stood until the 1980s. **(12/17)** Possessing 11-0-2 record, Colts dropped finale at Los Angeles, 34-10, to miss the playoffs. RB-Lenny Moore ended career with 11,213 yards from scrimmage (5,174 rush/6,039 receiving), 12,449 total yards (5,174 rush/6,039 receiving/1,180 KOR/56 PR), both Colts records. Moore's 113 touchdowns and 678 points (since passed) marked Colts records. Moore had a club-record six 1000+ yards/scrimmage seasons and 49 career 100+ yards/scrimmage games. Berry (631) ended career as NFL's all-time leading receiver (since passed). Berry had only two fumbles in career marked by him popularizing the use of sunglasses and wristbands, while playing with one leg shorter than the other. Unitas was tabbed for 10th Pro Bowl, tying DE-Gino Marchetti for most in Colts history.

## 1968

**(8/3)** Art Donovan became the first Colt inducted into the Pro Football Hall of Fame. **(9/29)** Colts blasted Pittsburgh, 41-7, as DB-Bobby Boyd (25t), DB-Charlie Stukes (60t) and DE-Roy Hilton (13t) returned interceptions for scores, the second time in team history to accomplish the feat (also 11/5/50 vs. Green Bay). **(11/10)** Colts topped Detroit, 27-10, as QB-Earl Morrall, starting for injured QB-John Unitas, produced wins over four clubs he had played for (Pittsburgh, San Francisco, NY Giants, Detroit). **(12/7)** Colts topped world champion Green Bay, 16-3, and earned Coastal Division crown a day later with Los Angeles loss. Colts defense held champion Packers out of end zone to produce a four-game streak of not allowing a touchdown, the first time any NFL team had done that defensively since 1937 (NY Giants). **(12/15)** Colts posted 28-24 win at Los Angeles to cap 13-1 season, holding 10 opponents to 10 points or less, five without a touchdown and three scoreless. Colts defense surrendered NFL-fewest 144 points. RB-Preston Pearson (15-35-1, 1 TD) topped NFL in KOR. **(12/22)** Colts defeated Minnesota, 24-14, for Western Conference title. **(12/29)** Colts blanked Cleveland, 34-0, for NFL Championship and first title since 1958 and 1959. Colts set club mark and an NFL-record (since broken) with 15 wins in a season.

## 1969

**(1/12)** Colts dropped Super Bowl III to New York Jets, 16-7, at Orange Bowl. **(5/17)** Colts, Pittsburgh and Cleveland joined AFL teams to form American Football Conference as the NFL realigned for the 1970 season. **(August)** Colts named to Pro Football Hall of Fame's NFL 50th Anniversary Team: First-Team - TE-John Mackey, DE-Gino Marchetti, QB-John Unitas; Second-Team - WR-Raymond Berry, DT-Art Donovan; Third-Team - RB-Lenny Moore. **(12/21)** Colts defeated Los Angeles, 13-7, to finish with 8-5-1 mark and second-place Coastal Division spot in final game prior to NFL Merger. P-David Lee (57-45-3) won NFL punting title. Colts later tabbed for Pro Football Hall of Fame Team of the 1960s: DB-Bobby Boyd, TE-John Mackey, QB-John Unitas.

## 1970

**(1/6)** Don Klosterman named general manager. **(4/3)** Don McCafferty named head coach. Don Shula left Colts for Miami as head coach and Colts received D1-71 draft choice (used on RB-Don McCauley). **(9/20)** Colts topped San Diego, 16-14, in first game as member of AFC, while snapping WR-Lance Alworth's NFL-record streak of receptions in 96 consecutive games. **(12/13)** Colts clinched Eastern Division title with 20-14 win at Buffalo. **(12/26)** Colts topped Cincinnati, 17-0, in Divisional Playoffs.

## 1971

**(1/3)** Colts captured the AFC Championship by topping Oakland, 27-17. **(1/17)** Colts won the first AFC-NFC Super Bowl, 16-13 over Dallas in the Orange Bowl on K-Jim O'Brien's 32-yard field goal with :05 remaining. Don McCafferty became the first rookie head coach to win a Super Bowl (later matched by San Francisco's George Seifert in Super Bowl XXXIV). **(3/18)** Steve Rosenbloom named president. Carroll Rosenbloom named chairman of the board. **(9/19)** RB-Norm Bulaich rushed 22-198 to set the club record for single-game rushing yards in 22-0 win over the New York Jets. **(10/17)** Colts topped New York Giants, 31-7. P-David Lee uncorked 76-yard punt, the longest in Colts history. **(12/11)** Colts (9-3) topped Miami (9-2-1), 14-3, to take division lead with one game left, but dropped finale to New England, 21-17, one week later for second-place in AFC East. **(12/26)** Colts topped Cleveland, 20-3, in AFC Playoffs.

## 1972

**(1/2)** Colts dropped disappointing AFC Championship Game, 21-0 at Miami. **(7/26)** Robert Irsay acquired Colts from Carroll Rosenbloom in exchange for Los Angeles Rams. Joe Thomas named vice president and general manager. **(7/29)** DE-Gino Marchetti inducted into Pro Football Hall of Fame. **(9/24)** Colts dropped 44-24 decision to New York Jets as QBs-Joe Namath (15-28-496, 6 TDs/1 int.) and John Unitas (26-45-376, 2 TDs) combined for 872 yards passing and eight touchdowns. Four players had 100+ receiving games (Jets: TE-Rich Caster 6-204, 3 TDs; WR-Eddie Bell 7-197, 1 TD; Colts: TE-Tom Mitchell 8-114; WR-Sam Havrilak 4-115, 1 TD), while Jets RB-John Riggins was 21-87 rushing and 1-67t receiving for 154 yards/scrimmage. Colts RB-Don McCauley had 93t KOR as game had total of six 40+-yard touchdown plays. **(10/16)** John Sandusky succeeded Don McCafferty as head coach for last nine games. **(12/16)** KOR-Bruce Laird (29-29-1) topped NFL in KOR.

## 1973

(1/22) QB-John Unitas went to San Diego after concluding Colts career as NFL's alltime leader in passing yardage. (2/14) Howard Schnellenberger named head coach. (7/28) WR-Raymond Berry and G/T-Jim Parker inducted into Pro Football Hall of Fame. (9/23) Colts QBs-Bert Jones and Marty Domres each tossed four interceptions as club-record eight interceptions spelled 34-10 defeat to New York Jets.

## 1974

(9/29) Joe Thomas succeeded Howard Schnellenberger as head coach for final eleven games. (10/20) RB-Lydeell Mitchell set NFL record (since broken) with 40 rushes (156 yards) in 35-20 win at New York Jets. (12/15) QB-Bert Jones set NFL record (since broken) with 17 consecutive completions in 45-38 loss to Jets. Mitchell was 13-82, 2 TDs receiving to set then club single-game record for receptions. Mitchell's 72 receptions topped NFL and set league's seasonal record (since broken) by a running back.

## 1975

(1/15) Ted Marchibroda named head coach. (8/2) Lenny Moore inducted into Pro Football Hall of Fame. (9/21) Colts defeated Chicago, 35-7, holding rookie RB-Walter Payton to 8-0 rushing. (11/9) Colts rallied from 28-7 second-quarter deficit for 42-35 win, the largest comeback (later tied twice in 1995) win in club history. Colts had 3 100+ performers (RB-Lydeell Mitchell 27-112 rushing/WRs-Glenn Doughty 3-102/Roger Carr 2-136, 1 TD receiving) and a 300+ passer (QB-Bert Jones 14-22-306, 2 TDs/1 int.). It marked one of only four games in club history with dual 100+ performers and a 300+ passer (12/15/63, 19-16 W vs. LA Rams: RB-Tom Matte 13-120, 1 TD rush/WR-Raymond Berry 7-130 receiving/QB-John Unitas 21-37-323, 1 TD passing; 9/19/76, 28-27 W vs. Cincinnati: Mitchell 27-106 rush/Carr 6-198, 3 TDs receiving/Jones 14-29-301, 3 TDs/int. passing; 11/29/98, 31-38 L at Baltimore: RB-Marshall Faulk 17-192, 1 TD rush/WR-Torrance Small 9-153, 1 TD receiving/QB-Peyton Manning 27-42-357, 3 TDs/1 int. passing). (12/7) Mitchell rushed for 119 yards in 21-0 win at New York Giants to become first Colt with 1000+ rushing season. (12/14) Colts (8-4) defeated Miami (9-3) at 12:44 of overtime, 10-7. K-Toni Linhart's 31-yard field goal provided the win and the advantage in the divisional race. (12/21) Colts completed then the greatest turnaround season in NFL history (8 wins, from 2-12 to 10-4) with 34-21 win over New England. The team's ninth straight win earned the AFC East title. (12/27) Colts dropped AFC Playoff game at Pittsburgh, 28-10.

## 1976

(12/12) Colts wrapped up 7-1 division mark, along with 11-3 record and AFC East title with 58-20 win over Buffalo. QB-Bert Jones (207-343-3,104, 24 TDs/9 ints., 102.5 rating), RB-Lydeell Mitchell (289-1,200, 5 TDs rushing) and WR-Roger Carr (43-1,112, 11 TDs) formed the first NFL trio of 3000-1000-1000 performers in a 14-game season, while K-Toni Linhart totaled 109 points. Carr topped NFL in receiving yards. Linhart topped NFL in scoring, while Colts also led league in points (417), passing yards (2,933) and total yards (5,236). (12/19) Colts dropped 40-14 playoff match to defending champion Pittsburgh at home. Minutes after the conclusion, a private plane crash-landed in the stadium's stands.

## 1977

(1/25) Dick Szymanski named general manager. Ernie Accorsi named assistant general manager. (11/20) RB-Lydeell Mitchell broke RB-Lenny Moore's career rushing record of 5,174 yards as club topped New York Jets, 33-12. (12/18) Rallying with 27 second-half points, the Colts defeated New England, 30-24, to earn third straight AFC East crown. The winning drive ended with 2:44 left and traveled 99 yards, then the longest in Colts history. Three titles won by Ted Marchibroda marked the most ever by a Colts head coach. Mitchell ended career as club's alltime leading rusher (5,487), while 8,010 career yards/scrimmage ranked third. Mitchell had five 1000+ yards/scrimmage seasons (1972-77), tied with RBs-Lenny Moore and Marshall Faulk for best in club history. Mitchell's 43 career 100+ yards/scrimmage games ranked second to Moore's 49, while Mitchell's 16 consecutive such outings (G8-1975 through G9-1976) set club record. (12/24) Colts dropped double-OT thriller to Oakland, 37-31. The Raiders tied the contest in the waning seconds of regulation before winning at 15:43 of overtime, the longest game in Colts history, and the NFL's third-longest post-season game (75:43).

## 1978

(7/29) Weeb Ewbank inducted into the Pro Football Hall of Fame. (9/4) Colts dropped opener at Dallas, 38-0. RB-Tony Dorsett (15-147 rushing/3-107, 1 TD receiving, 92t) recorded the only 100+/100+ game against the Colts. (9/18) Colts topped New England, 34-27, on MNF. RB-Joe Washington tossed 54t pass to WR-Roger Carr and tallied on 23t pass from QB-Bill Troup, then decided contest with 90t KOR with 1:18 left for winning points. The teams combined to produce 41 fourth-quarter points. (10/29) Colts dropped 26-8 decision at Miami. Both clubs produced safeties, the only game in Colts history to own that distinction.

## 1979

(7/28) QB-John Unitas inducted into the Pro Football Hall of Fame. (9/2) KR-Nesby Glasgow (9 PR/3 KOR) tied an NFL record (since broken) with 12 combined returns in 14-0 loss at Kansas City. (Glasgow would set club seasonal record in 1979 with 94 combined returns.) (12/2) WR-Glenn Doughty's 14t snare from QB-Greg Landry marked Doughty as the only Colt with scoring receptions from seven different players (QB-Marty Domres, QB-Bert Jones, QB-Mike Kirkland, Landry, RB-Don McCauley, WR-Cotton Speyrer, QB-Bill Troup). (12/16) RB-Joe Washington led NFL and set club record with 82 receptions. Colts later tabbed for Pro Football Hall of Fame Team of the 1970s: LB-Ted Hendricks.

**1980**

**(1/16)** Mike McCormack named head coach. **(10/26)** QB-Bert Jones was sacked 12 times in 17-10 loss to St. Louis, a record for one player being sacked (later tied by Houston's QB-Warren Moon vs. Dallas 9/29/85). **(11/30)** Colts topped AFC East-leading Buffalo, 28-24, to produce seasonal sweep of eventual 11-5 division champs. **(12/7)** The club's playoff hopes were dashed after 27-point fourth quarter comeback. Down 31-6 after three quarters, the Colts took 33-31 lead with 1:51 left, but surrendered 21-yard field goal to Cincinnati with 0:12 remaining in 34-33 defeat.

**1981**

**(9/1)** RB-Randy McMillan was 16-146, 2 TDs rushing in rookie debut as club topped New England, 29-28, joining RB-Alan Ameche (21-194, 1 TD vs. Chicago 9/25/55) as only club rookies with 100+ debuts (later tied by RBs Marshall Faulk, 23-143, 3 TDs vs. Houston 9/4/94 and Edgerrin James, 26-112, 1TD vs. Buffalo 9/12/99). **(9/27)** Colts battled back from 14-0, 21-14 and 28-21 deficits, but fell to Miami, 31-28, on 27-yard field goal with 1:02 left. **(12/20)** QB-Bert Jones' three scoring passes and four turnovers produced by the Colts defense helped end a 14-game losing streak as club topped New England, 23-21. **(12/21)** Frank Kush named head coach.

**1982**

**(5/16)** Ernie Accorsi named general manager. **(9/20)** After two weeks of regular season play, the NFL Players Association called a players' strike at 12:00 midnight (ET). It was the first in-season work stoppage in league history. The regular season returned on Sunday and Monday, November 20-21. Eight weekends of the 16-week regular season were not played as scheduled. A ninth weekend of 14 games was rescheduled and played on Sunday and Monday, January 2-3, 1983. A total of 98 games were erased by the strike.

**1983**

**(4/26)** Colts selected Stanford QB-John Elway with the first pick in the NFL Draft. **(5/2)** Colts traded Elway to Denver for D1-84 choice, OT-Chris Hinton and QB-Mark Herrmann. **(10/30)** Colts defeated Philadelphia, 22-21, as K-Raul Allegre tied a club record (5, Lou Michaels, 9/25/66; Dean Biasucci, 9/25/88) with five field goals. **(12/18)** Colts completed season with 20-10 victory over Houston for 7-9 record, the biggest one-season turnaround in NFL history for a team that was winless the prior season. LB-Vernon Maxwell had 2-11 sacks to notch NFL rookie record (since broken) with eleven sacks in a season. TE-Pat Beach's 121 snare from QB-Mike Pagel with 1:56 left was final Colts score in Memorial Stadium. Allegre finished 30-35 field goals, including 14-17 from 40+ range. RB-Curtis Dickey (254-1, 122, 4 TDs), with 2 100+ games, produced the fourth 1000+ rushing season in Colts history (3, RB-Lydell Mitchell, 1975-77). P-Rohn Stark (91-45.3) won NFL punting title.

**1984**

**(3/28)** Colts in Indianapolis. **(4/18)** Season tickets offered for sale and overwhelming response yielded 143,000 requests in two weeks. **(4/26)** Jim Irsay named general manager. Bob Terpening named assistant general manager. **(12/13)** Hal Hunter succeeded Frank Kush as head coach for final game. Colts tabbed for Pro Football Hall of Fame 1960-84 NFL All-Star Team: First-Team - WR-Raymond Berry, DE-Gino Marchetti, OG/T-Jim Parker, QB-John Unitas, HC-Don Shula (tie); Second-Team - LB-Ted Hendricks, TE-John Mackey.

**1985**

**(1/28)** Rod Dowhower named head coach. **(8/23)** Colts moved into new training complex. **(10/6)** RBs-Randy McMillan (20-112, 2 TDs) and Albert Bentley (17-100) topped 100+ rushing yards in 49-17 win over Buffalo, only the third duo 100+ rushing performance in club history (11/11/56, 21-7 W at Cleveland: RBs-Lenny Moore 11-120, 1 TD/Alan Ameche 18-108, 1 TD; 9/30/73, 14-10 W vs. New Orleans: RBs-Lydell Mitchell 22-133/Don McCawley 20-109). **(12/22)** Colts ended the season with a 5.0 rushing average, the first team in a decade to have a 5.0+ ground average. P-Rohn Stark (78-45.9) set club seasonal record for average, while winning his second NFL punting title.

**1986**

**(4/19)** More than 10,000 fans visited Colts Complex during open house. **(9/14)** QB- Gary Hogeboom suffered separated right shoulder and returned only for final three games. QB-Jack Trudeau (204-417-2225 passing) started eleven games and established club rookie records for completions, attempts and yards. **(12/1)** Ron Meyer named head coach with three games left in season. **(12/7)** DB-Tate Randle blocked a punt and DB-Eugene Daniel returned it 13 yards for the deciding points with :20 left as Colts (0-13) topped Atlanta, 28-23. **(12/21)** RB-Albert Bentley rushed 25-162, 1 TD (with 70) as Colts topped LA Raiders, 30-24. Ron Meyer became the first Colts head coach to win his first three games. WR-Bill Brooks was 65-1,131, 8 TDs receiving to produce only the ninth 1000+ rookie season in NFL history. His yardage total ranked third-most (1,473, WR- Bill Groman, Houston, 1960; 1,231, WR-Bill Howton, Green Bay, 1952). P-Rohn Stark (76-45.2) won his third NFL punting title, one behind NFL record held by Ps-Sammy Baugh (Washington) and Jerrel Wilson (Kansas City). Stark ended season with 318 career punts for 45.16 average, the best average in NFL history (ahead of Baugh's 45.1). Stark would relinquish alltime lead in 1987.

**1987**

**(9/22)** As in 1982, two weeks into the regular season the NFL Players Association called a players strike. The strike lasted 24 days, from 9/22 to 10/15. The 14 NFL games scheduled for the weekend of 9/27-28 were cancelled because of the strike. The League schedule resumed October 4-5 with replacement teams. Replacement teams played for three weekends (10/4-5; 10/11-12; 10/18-19) before regular players resumed play on weekend of 10/25-26. Colts replacement team record was 2-1. **(10/31)** Colts obtained RB-Eric Dickerson from the LA Rams in a trade involv



ing Buffalo. The Colts sent LB-Cornelius Bennett to Bills, while the Rams received six draft picks and two players. **(12/27)** Colts clinched AFC East title with 24-6 win over Tampa Bay. Dickerson rushed 33-196, 2 TDs, two yards short of club rushing record of RB-Norm Bulaich. Dickerson rushed for 1,011 yards in nine games to become the first player with 1000+ rushing seasons in consecutive years for two different teams (also RB-Terry Allen-Vikings, 1994, Redskins, 1995; RB-Adrian Murrell-NYJ, 1997, Cardinals, 1998; RB-Ricky Watters-Eagles, 1997, Seahawks, 1998).

## 1988

**(1/9)** Colts dropped AFC Divisional playoff game at Cleveland, 38-21. **(9/25)** K-Dean Biasucci hit five field goals to tie a club record as Colts topped Miami, 15-13. Biasucci became one of 14 kickers at the time, the first Colt, to hit twice from the 50+ range (50, 51) in the same game. **(10/31)** RB-Eric Dickerson rushed 21-159, 4 TDs in first 19 minutes as Colts used 45-point first half to defeat Denver, 55-23, in first MNF game in Indianapolis. Dickerson's four rushing scores set a club record. **(12/18)** Dickerson rushed 36-166 as two late Colts touchdowns led to 17-14 win over Buffalo. Dickerson ended season 388-1,659, 14 TDs rushing/36-377, 1 TD receiving, 2,036 yards/scrimmage to become first Colt since RB-Alan Ameche (1955) to win the NFL rushing title. Biasucci's 52-yard field goal set NFL record (since broken) for most 50+ field goals (6) in one season.

## 1989

**(9/10)** RB-Eric Dickerson rushed 19-106 in 30-24 loss to San Francisco to surpass 10,000 career rushing yards in his 91st career game, the quickest pace ever to that plateau (Jim Brown, Cleveland, 98 games). **(10/22)** Dickerson was 31-152 rushing for club-record 17th 100+ rushing game. **(12/17)** QB-Jack Trudeau's four touchdown passes and Dickerson's 21-107, 2 TD rushing performance paved a 42-13 victory over Miami. It marked Dickerson's 58th career 100+ game, tying RB-Jim Brown (Cleveland) for second-most in NFL history (77, Walter Payton). **(12/24)** Colts dropped 41-6 decision at New Orleans to snuff out playoff hopes. Colts later tabbed for Pro Football Hall of Fame Team of the 1980s: RB-Eric Dickerson.

## 1990

**(4/20)** Colts traded OT-Chris Hinton, WR-Andre Rison and draft picks to Atlanta for first pick in the 1990 NFL Draft, then selected QB-Jeff George. **(8/4)** LB-Ted Hendricks inducted into the Pro Football Hall of Fame. **(9/30)** QB-Jack Trudeau marched the Colts 82 yards in the final 1:56 for a 6t pass to WR-Bill Brooks with 0:00 left to notch a 24-23 win. The victory snapped a 10-game September losing streak dating back to 1984. **(12/22)** Colts tallied 21 fourth-quarter points to defeat Washington, 35-28. DB-Alan Grant's 25t interception return with :50 left decided the game. K-Chip Lohmiller hit field goals from 53 and 56 yards, setting records for the longest field goal against the Colts and becoming the first player to hit two 50+-yarders against the Colts in the same game (later tied by Detroit's K-Jason Hanson at Detroit 11/23/97, 52 and 53 yards).

## 1991

**(10/1)** Rick Venturi succeeded Ron Meyer as head coach for final eleven games. **(11/10)** Having gone a franchise record 21 consecutive quarters without a touchdown, the Colts struck for four scores in 13-minute span to upend the New York Jets, 28-27. KOR-Clarence Verdin's 88t KOR started the second half. **(12/1)** RB-Eric Dickerson rushed 16-117 vs. Cleveland for club-record 24th 100+ rushing game and his 62nd of career.

## 1992

**(1/28)** Ted Marchibroda named head coach. **(4/26)** Colts selected DE-Steve Emtman and LB-Quentin Coryatt as first two players in NFL Draft, marking only second time in NFL history (Cardinals, 1958) a team owned both picks. **(8/1)** TE-John Mackey inducted into Pro Football Hall of Fame. **(9/6)** Colts defeated Cleveland, 14-3, to snap eight-game opening-game losing streak. Colts defense sacked QB-Bernie Kosar eleven times, one sack shy of tying NFL record for most takedowns of one player in a single game. **(10/25)** DE-Steve Emtman's 90t interception return (the longest return by a lineman in NFL history) on the game's final play sealed a 31-20 victory over previously unbeaten (6-0) Miami. **(11/15)** RB-Anthony Johnson was 20-77 rushing/7-163 receiving, 240 yards/scrimmage vs. New England to set club record for yards in a game (since passed). **(12/27)** Colts defeated Cincinnati, 21-17, to finished with five-game winning streak and the second eight-game one-season turnaround in club history under Marchibroda.

## 1993

**(9/12)** K-Dean Biasucci's 42-yard field goal with 0:03 left gave the Colts their only lead in a 9-6 win at Cincinnati. **(9/26)** Two touchdowns in the final 3:14 capped a 23-10 win over Cleveland, the only victory for the club during the season that did not involve a 9-6 score. **(11/7)** Colts dropped 30-24 outcome at Washington, but QB-Jeff George set club records with 37 completions and 59 attempts, while WR- Reggie Langhorne was 12-203, 1 TD, including 72t snare. **(12/5)** Biasucci's three field goals, the final from 38 yards with 0:01 left, spelled victory for the Colts, 9-6 at the New York Jets. Biasucci became the Colts' alltime leading scorer, surpassing RB-Lenny Moore (678 points, 1956-67). **(12/12)** WR-Jessie Hester was 2-75 receiving to set a club mark with receptions in 59 straight games, besting 58 by WR-Jimmy Orr (1961-65).

## 1994

**(1/2)** Colts lost to Buffalo, 30-10. WR-Jessie Hester was 5-81, 1 TD receiving and ended Colts career with receptions in a club-record 62 consecutive games (since broken). **(1/7)** Bill Tobin named Vice President and Director of Football Operations. **(August)** Colts named to Pro Football Hall of Fame's NFL 75th Anniversary Team: WR-Raymond Berry, LB-Ted Hendricks, DE-Gino Marchetti, OG-Jim Parker, QB-John Unitas. **(9/4)** RB- Marshall Faulk was 23-143, 3 TDs rushing versus Houston in 45-21 win to join RBs- Alan Ameche (21-194, 9/25/55) and Randy McMillan (16-146,

9/6/81) for best Colts rookie rushing debuts. **(9/11)** Faulk was 18-104 rushing at Tampa Bay, joining Ameche and seven other players as only NFL backs with two consecutive 100+ games to start a career. **(10/23)** K-Dean Biasucci's 50-yard field goal vs. Washington marked his 10th consecutive season with a 50+ field goal, an NFL record (later tied by K-Al Del Greco, Oilers, 1988-97). **(12/11)** DB-Ray Buchanan was 2-113 interceptions, including 901 return, at New England in 28-13 loss. It was Buchanan's fifth consecutive game with an interception, setting a new club record, while marking his second straight game with a scoring return, also a club record. Buchanan returned three thefts for scores during the season to set another club record.

## 1995

**(2/5)** RB-Marshall Faulk rushed for Pro Bowl record 180 yards (491 rush was also Pro Bowl record) in winning MVP honors. Faulk joined DB-Bert Rechichar, DT-Gene Lipscomb, QB-John Unitas and DE-Gino Marchetti as Colts Pro Bowl MVPs. **(9/10 and 10/8)** Colts posted 27-24 overtime wins at the New York Jets and Miami, with both victories coming after 24-3 second-half deficits. K-Mike Cofer's 52-yard field goal, the longest OT-deciding kick in NFL history (since broken), topped the Jets. QB-Jim Harbaugh's three scoring passes tied the Miami game, and K-Cary Blanchard's 27-yard field goal won it. The 21-point comeback wins tied the largest deficits overcome in Colts history (also 11/9/75 at Buffalo). **(10/15)** Blanchard's 43-yard field goal with 2:36 left topped world champion San Francisco, 18-17. **(12/23)** Colts topped New England, 10-7, to earn playoff spot for a sixth consecutive decade (1940s-1990s). QB Jim Harbaugh ended season with NFL-best 100.7 rating, the club's first rating champion since QB-John Unitas (1958-1965). **(12/31)** Colts registered 35-20 AFC Wild Card win at San Diego for first post-season win since 1971.

## 1996

**(1/7)** Colts toppled AFC top-seeded Kansas City, 10-7, at arctic Arrowhead Stadium (-9 wind chill). K-Cary Blanchard's 30-yard FG in third quarter spelled difference. **(1/14)** Colts dropped last-second 20-16 thriller at Pittsburgh for AFC Championship. Harbaugh's final attempt from Steeler 29 at the gun eluded the grasp of WR-Aaron Bailey in end zone. **(2/15)** Lindy Infante named head coach. **(9/15)** Colts rallied from 21-3 deficit at Dallas to post 25-24 win. Blanchard's 43-yard field goal with 1:57 left provided winning margin. **(9/23)** Colts "Ring of Honor" established with first enshrinee being President Emeritus Robert Irsay. Colts bested Miami, 10-6, on MNF to move record to 4-0. Infante became the only head coach in club history to win his first four games. **(12/22)** Blanchard ended season with 36-40 field goals, setting a club record for single-season field goals and points scored (135—since broken). DB-Eugene Daniel finished career with 198 games played, second only to QB-John Unitas (206) in Colts history. **(12/29)** Colts dropped AFC Wild Card game at Pittsburgh, 42-14.

## 1997

**(1/14)** President Emeritus Robert Irsay passed away. **(February)** Jim Irsay named Owner and C.E.O. **(3/6)** Bob Terpening named vice president. **(7/26)** Don Shula inducted into Pro Football Hall of Fame. **(9/21)** Colts failed to hang onto 26-0 second-quarter lead at Buffalo, losing 37-35. It marked the largest lead lost in club history. K-Cary Blanchard's four field goals in the second quarter tied an NFL record (Garó Yepremian, Detroit, 11/13/66 vs. Minn. 2nd; Curt Knight, Washington, 11/15/70 vs. NYG, 2nd; Roger Ruzek, Dallas, 11/2/87 vs. NYG, 4th). **(11/16)** Colts posted 41-38 win over defending champion Green Bay, marking club's third straight win over a defending Super Bowl champ (18-17 vs. San Francisco 10/15/95; 25-24 at Dallas 9/15/96). Blanchard's 20-yard field goal at the gun provided the win. **(12/14)** Blanchard's 50-yard field goal in 41-0 win over Miami made the Colts the only NFL team to have 50+yard boots in 12 consecutive seasons (extended to 13 in 1998), an NFL record. TE-Ken Dilger went 5-100, 3 TDs receiving, including 3 scoring snares in second quarter, placing him with RBs-Lenny Moore (10/4/58 vs. Chicago) and Eric Dickerson (10/31/88 vs. Denver) as only Colts with three touchdowns in one quarter. The Colts set a club mark with 31 second-quarter points. It was the first 40+point win by the Colts since 1971, the second-worst defeat in Miami history. **(12/22)** Bill Polian named president.

## 1998

**(1/12)** Jim Mora named head coach. **(8/8)** WR-Bill Brooks inducted into Colts Ring of Honor. **(9/13)** RB-Marshall Faulk caught a pass in 63rd consecutive game, breaking the prior club record of WR-Jessie Hester (62, 1990-93). **(10/4)** QB-Peyton Manning (1st pick) led a 17-12 win over San Diego and QB-Ryan Leaf (2nd pick), only the second time in NFL history the top two draft picks being QBs met as rookies (also Drew Bledsoe (NE, 1st) and Rick Mirer (Sea., 2nd) met on 9/19/93 as Seattle w/o, 17-14). **(11/1)** Manning set a club rookie record with a TD pass in his fifth straight game, while Faulk tied a club record (shared with RBs-Lenny Moore and Lydell Mitchell) with his fifth consecutive 1,000+ yards/scrimmage season. **(11/15)** Manning ended 80-yard drive with 141 toss to TE-Marcus Pollard with :24 left to top the Jets, 24-23. KR-Aaron Glenn set an NFL record with a 1041 return of a missed Colts FG. **(11/17)** Hall of Fame Coach Weeb Ewbank passed away. **(11/29)** Colts return to Baltimore marked by Manning's club rookie record third 300+ game [27-42-357], Faulk's club-record 267 yards/scrimmage (17-192, 1 TD rushing/7-75, 1 TD receiving) and 9-153, 1 TD receiving effort by WR-Torrance Small, the fourth 300-100-100 game in club history. **(12/6)** Manning broke the 50-year old NFL rookie mark (held by QB-Charlie Conerly, NYG, 1948) with a TD pass in a 10th straight game. **(12/13)** Manning ended game vs. Cincinnati with 286-502-3,179 totals to set NFL rookie records for completions (274, Mirer, Sea.), attempts (486, Mirer) and TDs (22, Conerly, NYG). He set an NFL rookie record with his fourth 3-TD game. Faulk (5,229) moved past Moore (5,174) and Dickerson (5,194) into second-place in Colts career rushing yards. **(12/20)** Manning set NFL rookie record and tied club seasonal record (QB-John Unitas, 1960, 1963) with fourth 300+ game. He ended game at Seattle with 309 seasonal completions, 3,514 yards and scoring tosses in 14 different games, surpassing prior respective records of QBs-Jeff George (292, 1991), Unitas (3,481, 1963) and Earl Morrall (13, 1968). KOR-Aaron Bailey set club record with 3,501 career return yards. **(12/27)** Faulk finished with club seasonal record 2,227 scrimmage yards. Manning (326-575-3,739, 26 TDs/28

ints., TD passes in 15 different games) produced the finest rookie season in NFL history and became the only Colts QB to take every snap during an entire season. Colts defense lost its fifth double-digit lead of the season.

## 1999

**(8/7)** RB-Eric Dickerson inducted into Pro Football Hall of Fame. **(9/19)** James (32-118, 1 TD) became the 8th NFL player and 3rd Colts player (Alan Ameche, 1955; Marshall Faulk, 1994) to open a career with consecutive 100+ rushing games. **(9/26)** Manning (29-54-404, 2 TDs/1 int.) and Harrison (13-196, 1 TD) hooked up all day in a 27-19 win at San Diego. Manning's 404 yards surpassed the prior club record of 401 by QB-John Unitas (vs. Atlanta 9/17/67). Harrison posted his 3rd consecutive 100+ game. **(10/24)** In a 31-10 victory over Cincinnati, Head Coach Jim Mora posted 100th career victory, becoming the 27th coach in NFL history to produce 100 career wins. **(10/31)** James (27-117, 1 TD rushing/7-92 receiving) produced the 11th 80+/80+ rushing/receiving game in club history, while notching only the 2nd 200+ yards from scrimmage game by a Colts rookie. **(11/14)** Colts topped the New York Giants, 27-19. Manning (20-35-237, 2 TDs/1 int.), Harrison (6-109, 2 TDs) and James (16-108 rushing/5-72 receiving) played key roles, while PR-Terrence Wilkins had a 39t punt return. Wilkins became the first Colt ever with a KORt (97 yards vs. Miami 10/10) and PRt in the same season. **(11/21)** In beating Philadelphia, 44-17, James (22-152, 2 TDs rushing/5-47 receiving, 199 yards/scrimmage) produced his club-record 4th straight 150+ yards/scrimmage game, while also tying the club rookie record with three touchdowns. Manning sat out the final 21 snaps, ending a streak of 1,590 consecutive snaps from scrimmage that started with his first rookie game. **(11/28)** K-Mike Vanderjagt booted his 14th and 15th consecutive field goals, breaking the prior club mark held by K-Cary Blanchard (13, two different times) in a 13-6 win over the New York Jets. **(12/5)** Vanderjagt booted a 53-yard field as time expired to top Miami, 37-34. Vanderjagt's boot was the longest game-winning field goal in Colts history (52, K-Mike Cofer at NY Jets, 9/10/95, OT) and the 3rd-longest winning field goal on the last play in NFL history. **(12/19)** The Colts clinched the AFC East title by topping Washington, 24-21. This marked the 17th time in NFL history a team went from last-place to first-place in one year. **(12/26)** The Colts tied club records for consecutive wins (11, 1964, 1975-76) and most wins in a season (13, 1968) when Vanderjagt's 21-yard field goal with :04 left bested Cleveland, 29-28. Manning directed his sixth fourth-quarter comeback win, but his streak of 27 games with a touchdown pass ended. Manning's streak tied the 4th-longest in NFL history (47, Unitas; 30, Dan Marino, Miami; 28, Dave Kreig, Seattle; 27, Chris Chandler, Atlanta). James was 28-103, 3 TDs, giving him 17 scores on the year. Harrison (14-138) set a club record for single-game receptions, while extending his club seasonal record to 9 100+ games. Harrison became the 26th receiver to post a 100+ reception season. James set a league rookie record with his 10th 100+ rushing game. **(1/2)** The Colts opened a new century by falling at Buffalo, 31-6. K-Mike Vanderjagt's 25th and 26th consecutive field goals produced the club's only points. James (369-1,553) joined Ameche (1955) and Dickerson (1988) as the only Colts to win the NFL rushing crown. James became only the 13th rookie to win the rushing title. James produced 2,139 yards from scrimmage for the season. Harrison finished 115-1,663, 12 TDs for the season. His receptions and yards set club seasonal records. Manning finished with 4,135 passing yards. Vanderjagt set a club seasonal record with 45 points and joined Moore (1964) and K-Toni Linhart (1976) as the only Colts to win the NFL scoring title. Manning, James and Harrison produced only the 12th offense in NFL history to have a 4,000-yard passer and 1,000-yard rushers and receivers, but it was only the second time in NFL history when the rushing-receiving tandem exceeded 1,500 yards. Indianapolis finished with a NFL-record 10-game one-season turnaround, bettering the prior record nine-game improvements of the 1929 New York Giants and 1963 Oakland Raiders. **(1/16)** Hosting a playoff game for the first time in the club's Indianapolis era and for the first time in 23 seasons, the Colts dropped a 19-16 decision to Tennessee.

## 2000

**(9/3)** The Colts gained their first opening-day road win since 1983 with a 27-14 victory at Kansas City. Of eight QBs taken first in the NFL Draft since 1970, QB-Peyton Manning became the first to win a debut in Arrowhead Stadium. **(9/25)** Manning (23-36-440, 4 TDs) helped the Colts post a 43-14 win on MNF. Manning eclipsed his club record for passing yards and recorded only the third 400+ game in club history. **(10/1)** The Colts posted their fourth win in Buffalo since 1980 by overcoming 9-0 and 16-15 deficits for a 18-16 triumph. K-Mike Vanderjagt's 45-yard field goal at the gun was the third-longest last-play field goal in the club's 48 years. **(10/15)** RB-Edgerrin James (38-219, 3 TDs rushing) scored on 26t, 3t and 2t bursts while surpassing RB-Norm Buloich's (198, 9/19/71) club record for single-game rushing yards as the Colts won at Seattle, 37-24. **(12/11)** The Indianapolis defense scored two touchdowns and totaled nine sacks, while the club scored 35 second-half points, including three rushing scores by James (27-111), in topping Buffalo, 44-20 on MNF. **(12/17)** Manning (21-28-206, 1 TD) and James (32-112 rushing/5-31 receiving) led a solid offensive effort, while the club's defense yielded 272 net yards in a 20-13 win at Miami. Manning, James and WR-Marvin Harrison duplicated their 4,000-1,000-1,000 performances of a year ago, becoming the only trio to post those numbers in consecutive seasons. Manning joined QBs-Dan Fouts, Dan Marino, Warren Moon and Brett Favre as the only NFL quarterbacks to post consecutive 4,000+ seasons, while James joined RB-Eric Dickerson as the only NFL running backs to open a career with consecutive 1,500+ rushing seasons. **(12/24)** The Colts earned a playoff berth by besting Minnesota, 31-10. Manning (4,413 yards, 33 TDs) set club seasonal passing records, while James (1,709 rushing yards, 2,303 scrimmage yards) set club seasonal records that also ranked first in the NFL. James became the fifth NFL player to open a career with consecutive rushing titles, while becoming only the 11th player ever to capture back-to-back crowns. He also became the only NFL player with two 1,500/500 rushing/reception yard seasons. James' 18 touchdowns rank behind only RB-Lenny Moore's 20 in 1964 in club history. Harrison (102) became the fifth NFL player with consecutive 100+ reception seasons, and he tied for the league lead in receptions. Harrison was 12-109, 3 TDs, his fifth career 10+ reception game and fourth career 3-TD game. **(12/30)** Indianapolis surrendered a 14-0 lead in dropping a 23-17 overtime playoff decision at Miami. Vanderjagt hit field goals of 32, 26 and 50 yards, but his miss from 49 yards out 5:44 into overtime helped seal the club's fate. Miami tied the contest in the final minute of regulation. Colts became the only team with overtime games in six consecutive decades (1950s-2000).

## *In Memoriam*



**Robert Irsay**  
March 5, 1923 – January 14, 1997

## *Honoring the Contributions of*



**Harriet P. Irsay**

## HALL OF FAME COLTS

**RAYMOND BERRY**

**WR 6-2 187 SMU**  
(Colts: 1955-67, Inducted: 1973)

Was 631-9,275, 68 TDs receiving for career and retired as NFL's all-time reception leader . . . was All-Pro and led NFL in receptions from 1958-60 and played in 5 Pro Bowls . . . was 12-178 receiving in 1958 NFL Championship win over the New York Giants . . . member of NFL's 75th Anniversary Team . . . born on February 27, 1933 in Corpus Christi, Texas . . . jersey number 82 retired.

**ART DONOVAN**

**DT 6-3 265 Boston College**  
(Colts: 1953-61, Inducted: 1968)

First Colt HOF inductee who also played with Baltimore (1950), the New York Yanks (1951) and Dallas Texans (1952) . . . was All-Pro from 1954-57 and played in 5 Pro Bowls . . . one of most popular Colts ever . . . born on June 5, 1925 in the Bronx, New York . . . jersey number 70 retired.

**WEB EWBank**

(Head Coach 1954-62, Inducted: 1978)

Led the Colts to World Championships in 1958 and 1959 . . . had 59-52-1 mark in club-record 9 seasons as head coach . . . led New York Jets to Super Bowl III win over Colts to become the only coach to post NFL and AFL Championships . . . career mark was 130-129-7 during 20 seasons . . . born on May 6, 1907 in Richmond, Indiana . . . passed away November 17, 1998.

**TED HENDRICKS**

**LB 6-7 215 Miami**  
(Colts: 1969-73, Inducted: 1990)

Retired in 1983 as NFL leader with 215 consecutive games played (70 as Colt) . . . was four-time All-Pro pick who appeared in 8 Pro Bowls . . . was all-conference 3 times as Colt and 8 times for career (1969-83) . . . member of Colts' Super Bowl V squad . . . member of NFL's 75th Anniversary Team . . . had 25 career blocked kicks . . . born on November 1, 1947 in Guatemala City, Guatemala.

**JOHN MACKAY**

**TE 6-2 224 Syracuse**  
(Colts: 1963-71, Inducted: 1992)


Was the second HOF tight end inductee . . . was 331-5,236, 28 TDs for Colts . . . punishing blocker with speed . . . was All-Pro from 1966-68 and selected to 5 Pro Bowls, the first after his rookie season . . . had 75t reception in Super Bowl V victory over Dallas . . . member of NFL's 50th Anniversary Team . . . born on September 21, 1941 in Queens borough of New York City.

**GINO MARCHETTI**

**DE 6-4 245 San Francisco**  
(Colts: 1953-64, 66, Inducted: 1972)

Acclaimed as greatest DE in pro football history during induction to NFL's 50th Anniversary Team in 1969 and named to 75th Anniversary Team . . . tabbed All-Pro from 1956-64 . . . tabbed to Pro Bowl from 1954-64, missing only the 1959 Pro Bowl following injured ankle from 1958 NFL Championship win over the New York Giants . . . retired initially prior to 1964 season, but returned then and in 1966 . . . born on January 2, 1927 in Smithers, West Virginia . . . jersey number 89 retired.





## LENNY MOORE

**RB/FL 6-1 190 Penn State**  
**(Colts: 1956-67, Inducted: 1975)**

Retired 9th all-time with 12,451 combined yards . . . is club's career leading rusher with 1,069-5,174, 63 TDs rushing . . . was 363-6,039, 48 TDs receiving in 143 career games . . . had 678 career points on 113 TDs . . . set NFL records with TDs in 18 consecutive games and 11 consecutive via the rush . . . was 1956 Rookie of the Year and 1964 Comeback Player of the Year (20 TDs) . . . was All-Pro from 1958-61, 64 and played in 6 Pro Bowls . . . born November 25, 1933 in Reading, Pa . . . jersey number 24 retired.

## JIM PARKER

**G/T 6-3 272 Ohio State**  
**(Colts: 1957-67, Inducted: 1973)**

Member of the Professional and National Football Foundation HOF . . . named to modern all-time All-America collegiate team in 1969 . . . was All-Pro and played in Pro Bowl from 1958-65 (8 consecutive years) . . . played in 139 consecutive games and into 1967 season before retiring . . . named to NFL's 75th Anniversary Team . . . born April 8, 1934 in Macon, Georgia . . . jersey number 77 retired.



## DON SHULA

**(Colts: 1953-56, Head Coach 1963-69, Inducted: 1997)**

NFL's winningest head coach (328-56-6, regular season; 347-173-6, overall, 1963-95) stands tied as Colts' winningest head coach (71-23-4 regular season; 73-26-4, overall, 1963-69)...only Colts HOF inductee to play and coach with club...led Colts to winning records throughout tenure and to Super Bowl III...joined Colts from Browns in historic 15-player trade in 1953...born on January 4, 1930 in Painesville, Ohio.

## JOHN UNITAS


**QB 6-1 196 Louisville**  
**(Colts: 1956-72, Inducted: 1979)**

Ended 18-year career as NFL leader for passes attempted (5,186), completed (2,830), yards gained (40,239), most seasons 3,000+ yards (3), most games with 300+ yards (26) and most touchdown passes (290) . . . had 62.9 post-season completion pct. and gained 1,177 yards in championship play . . . only Colt to serve on 1958, 1959 and 1970 Championship teams . . . NFL records included most consecutive seasons leading NFL in TD passes (4) and most consecutive games with a scoring pass (47), one of sport's most remarkable feats . . . in 17 seasons with club set 22 records . . . was NFL MVP 3 times, played in 10 Pro Bowls (a Colt record) and was All Pro from 1958-59, 65, 67 . . . member of NFL's 75th Anniversary Team . . . born on May 7, 1933 in Pittsburgh, Pa . . . jersey number 19 retired.



## HALL OF FAMERS WITH COLTS CONNECTIONS

Name (Year Inducted)	Colts Career	NFL (*Player, #Coach/Administrator)
K/QB-George Blanda (1981)	1950	*1949-58, 60-75
Mike McCormack (1984)	1980-81 (Head Coach)	*1954-62, #1966-97
Chuck Noll (1993)	1966-68 (Asst. Coach)	*1953-59, #1969-91
RB-Joe Perry (1969)	1961-62	*1950-63
QB-Y.A. Tittle (1971)	1948-49 (AAFC), 1950	*1950-64



## ERIC DICKERSON

RB 6-3 220 SMU

(Colts: 1987-91, Inducted: 1999)

Dominant RB of the 1980s who joined Colts in 1987 in a three-way trade with the Los Angeles Rams and Buffalo involving six draft picks and two players...rushed 1,258-5,194, 32 TDs with Colts, and was 138-1,082, 3 TDs receiving...won NFL rushing title in 1988 with 1,659 yards...produced three 1,000+ rushing seasons with Colts...is the only NFL player with 5,000+ rushing yards for two different teams (7,245, Rams 1983-87)...set NFL record with 2,105 rushing yards in 1984...had 64 career 100+ rushing games, 24 with

Colts...retired with career rushing totals of 2,996-13,259, 90 TDs and receiving totals of 281-2,137, 6 TDs in 146 games...rushing yards were second in NFL history at time of retirement...set NFL record (since broken) with seven 1,000+ rushing seasons to start career...was All-Pro 1983-84, 86-88 and played in six Pro Bowls...born September 2, 1960 in Sealy, Tx.

**RB-Eric Dickerson sweeps right against the New York Jets on November 1, 1987 on his first rushing attempt as a Colt. Dickerson rushed for 1,011 yards in nine games with the club in 1987. He rushed for 1,659 yards in 1988 to join RB-Alan Ameche (1955) as the only Colts to win the NFL rushing title. Dickerson gained 1,311 rushing yards in 1989 for his third 1,000+ rushing season as a Colt. It marked a seventh straight 1,000+ season to open his career, then an NFL record. Dickerson rushed for 13,259 yards during his career (1983-93) in becoming the Colts' first Indianapolis era player to enter the Pro Football Hall of Fame.**



## ALL-TIME HONORS

## ALL-PRO AND ALL-NFL TEAMS

(Hyphen designates first-team, second-team or honorable mention)

(LEGEND: AP-Associated Press; UPI-United Press International; NEA-Newspaper Enterprise Association; FD-Football Digest; NYN-New York (Daily) News; SN-Sporting News; FN-Football News; PFW-Pro Football Weekly; PFWA-Pro Football Writer's Assn.; CFFN-College and Pro Football Newsweekly; USA-USA Today; HOF-Pro Football Hall of Fame; SI-Sports Illustrated)

LB-Alex Agase	AP-HM (1953), UPI-HM (1953)	P-Chris Gardocki	AP-1 (1996), PFW-1 (1996), PFWA-1 (1996), SN-1 (1996), FD-2 (1996), CFFN-2 (1998)
K-Raul Allegre	NEA-2 (1983), FD-2 (1983)	LB-Dennis Gaubatz	FN-1 (1965), UPI-HM (1965)
RB-Alan Ameche	AP-1 (1955), UPI-1 (1955), SN-1 (1955), NYN-1 (1955), NEA-2 (1955,56,58), AP-2 (1956,58,59), UPI-2 (1958), NYN-2 (1956,58,59)	OT-Tarik Glenn	CFFN-1 (1999)
DT-Mike Barnes	NYN-1 (1977)	QB-Jim Harbaugh	FD-2 (1995)
OG-Dick Barwegan	AP-HM (1953)	WR-Marvin Harrison	AP-1 (1999), CFFN-1 (1999), FD-1 (1999-00), PFW-1 (1999-00), SI-1 (1999-00), SN-1 (1999), AP-2 (2000), CFFN-1 (2000)
WR-Raymond Berry	AP-1 (1958-60), UPI-1 (1958-60), NEA-1 (1958-61,65), NYN-1 (1958-60), AP-2 (1957,65), UPI-2 (1961), NEA-2 (1961), NYN-2 (1965), AP-HM (1963), UPI-HM (1963-64,66)	LB-Ted Hendricks	AP-1 (1971), NEA-1 (1971), FN-1 (1971), PFWA-1 (1971), PFW-1 (1971), AP-2 (1972), NEA-2 (1972,73)
K-Dean Biasucci	USA-1 (1987), SN-1 (1988), NYN-1 (1988), AP-2 (1987,88), NEA-2 (1987), CFFN-2 (1987), FD-2 (1987)	LB-Jeff Herrod	AP-HM (1990,92)
LB-Duane Bickett	USA-1 (1987), AP-2 (1987), NEA-2 (1987), AP-HM (1988)	OT-Chris Hinton	NYN-1 (1985), SN-1 (1987), FD-1 (1987), AP-2 (1985,89), NEA-2 (1985,88,89), FD-2 (1985), CFFN-2 (1987), AP-HM (1986,88)
DB-Lyle Blackwood	AP-2 (1977)	RB-Edgerin James	AP-1 (1999), CFFN-1 (1999), FD-1 (1999-00), PFW-1 (1999), SN-1 (1999-00), USA-1 (1999), AP-2 (2000), CFFN-2 (2000)
K-Cary Blanchard	AP-1 (1996), PFW-1 (1996), PFWA-1 (1996), SN-1 (1996), FD-1 (1996), CFFN-1 (1996)	QB-Bert Jones	AP-1 (1976), PFWA-1 (1976), NEA-1 (1976), FN-1 (1976), NYN-1 (1976), AP-2 (1977), NEA-2 (1977)
DB-Bobby Boyd	AP-1 (1964,65,68), UPI-1 (1964-66,68), NEA-1 (1964-65), NYN-1 (1964,65,68), FN-1 (1964,65,67,68), PFWA-1 (1966,68), AP-2 (1966), NYN-2 (1966), UPI-2 (1967), UPI-HM (1962), NEA-HM (1962), AP-HM (1963)	HB-Tom Keane	AP-1 (1953), UPI-1 (1953), NYN-1 (1953), UPI-HM (1954)
DE-Ordell Braase	NEA-1 (1965-66), NYN-2 (1960,65,67), AP-2 (1966,67), UPI-2 (1966,67), NEA-2 (1967), FN-2 (1967), UPI-HM (1960,64,65)	OT-George Kunz	AP-1 (1975), FN-1 (1975), PFW-1 (1975), PFWA-2 (1975,76), AP-2 (1976,77), NEA-2 (1976,77)
DB-Ray Buchanan	AP-HM (1994)	OG-Bill Lange	NYN-2 (1953)
LB-Joe Campanella	AP-HM (1955)	P-David Lee	HOF-1 (1969), PFWA-1 (1969), NEA-1 (1969), PFW-1 (1969), PFWA-2 (1970)
WR-Roger Carr	NYN-1 (1976), AP-2 (1976), PFWA-2 (1976), NEA-2 (1976)	K-Toni Linhart	NYN-1 (1976)
DE-Fred Cook	NYN-1 (1975)	DT-Gene Lipscomb	AP-1 (1958,59), UPI-1 (1958,59), NEA-1 (1958,60,61), NYN-1 (1958-60), NEA-2 (1959), UPI-HM (1960)
C-Bill Curry	AP-2 (1969), UPI-2 (1969), NEA-2 (1971), FN-2 (1971), PFWA-2 (1971), PFW-HM (1969)	DB-Jerry Logan	UPI-2 (1964), PFWA-2 (1968)
LB-Mike Curtis	AP-1 (1968), UPI-1 (1968), NYN-1 (1968), FN-1 (1968,74), PFWA-1 (1968), PFW-1 (1968), NEA-2 (1968,69), NYN-2 (1969), FN-2 (1971)	TE-John Mackey	AP-1 (1966-68), UPI-1 (1966,68), NEA-1 (1966-68), NYN-1 (1966-68), PFWA-1 (1966,68), FN-1 (1968), PFW-1 (1968), AP-2 (1965), UPI-2 (1967), FN-2 (1967), UPI-HM (1963,65)
DB-Milt Davis	AP-1 (1957), UPI-2 (1957,59), NYN-2 (1957,59), NEA-2 (1959)	QB-Peyton Manning	AP-2 (1999-00), CFFN-2 (1999), FD-2 (1999)
RB-Eric Dickerson	AP-1 (1987,88), PFWA-1 (1987,88), NEA-1 (1987,88), SN-1 (1987,88), CFFN-1 (1987), USA-1 (1987,88), FD-1 (1987,88), PFW-1 (1987,88), CFFN-2 (1988)	DE-Gino Marchetti	NEA-1 (1956-64), AP-1 (1957-62,64), UPI-1 (1957-62,64), NYN-1 (1958-61,64), FN-1 (1962,64), NEA-2 (1955), NYN-2 (1955,56,63), AP-2 (1956,63), UPI-2 (1956,63), AP-HM (1954,55), UPI-HM (1954)
TE-Ken Dilger	FD-2 (1999)	RB-Tom Matte	NEA-2 (1969) PFW-HM (1969)
C-Ray Donaldson	NYN-1 (1987), CFFN-1 (1988), AP-2 (1987), NEA-2 (1987,88), FD-2 (1987), AP-HM (1985,86,88)	LB-Vernon Maxwell	CFFN-2 (1984)
DT-Art Donovan	AP-1 (1954-57), UPI-1 (1954,55,57), NEA-1 (1955-57), SN-1 (1955), NYN-1 (1955,57,58), NYN-2 (1954,56), SN-2 (1954), UPI-2 (1956,58), AP-2 (1958,60), NEA-2 (1958)	DT-Fred Miller	NEA-2 (1967), UPI-2 (1968), NYN-2 (1968), PFWA-2 (1968)
DE-John Dutton	AP-1 (1976), NYN-1 (1976), AP-2 (1975), FN-2 (1975), PFWA-2 (1975,76)	RB-Lydeell Mitchell	CFFN-1 (1975), AP-2 (1976,77), NYN-2 (1976)
C-Brad Ecklund	NYN-2 (1953)	RB-Lenny Moore	AP-1 (1958,61,64), UPI-1 (1958,60,61,64), NEA-1 (1958-61,64), NYN-1 (1958-61,64), FN-1 (1964), NYN-2 (1956), UPI-2 (1957,59), NEA-2 (1957)
DT-Joe Ehrmann	PFWA-2 (1976)	QB-Earl Marrall	AP-1 (1968), UPI-1 (1968), NEA-1 (1968), NYN-1 (1968), FN-1 (1968), PFWA-2 (1968)
RB-Marshall Faulk	AP-2 (1994,95,98), CFFN-2 (1994,98), FD-2 (1994,98), SI-1 (1998)	TE-Jim Mutscheller	UPI-2 (1957), NEA-2 (1957), NYN-2 (1957)
DT-Tom Finnin	AP-HM (1955)	DB-Andy Nelson	NYN-1 (1958), AP-1 (1959), AP-2 (1958), UPI-2 (1958,59), NEA-2 (1958), UPI-HM (1960,62), NEA-HM (1960)



- CBuzz Nutter UPI-HM (1960)  
 LB-Cliff Odom CFFN-2 (1987)  
 WR-Jimmy Orr AP-1 (1965), NEA-1 (1965), UPI-2 (1965), NYN-2 (1965)  
 OT-Jim Parker AP-1 (1958-65), UPI-1 (1958-60, 64, 65), NEA-1 (1958-65), NYN-1 (1958-61, 64, 65), FN-1 (1962, 64, 65), UPI-2 (1961-63), NYN-2 (1963, 66), UPI-HM (1966)  
 LB-Bill Pellington NEA-2 (1958-60, 64), UPI-2 (1962), AP-2 (1964), UPI-HM (1960, 64), NEA-HM (1961, 62)  
 OT-George Preas AP-2 (1964), UPI-2 (1964), NEA-2 (1964)  
 DB-Bert Rechichar NEA-1 (1955), NYN-1 (1955), UPI-2 (1953, 55), NYN-2 (1953), AP-HM (1953, 55), UPI-HM (1954)  
 NYN-2 (1968), FN-2 (1968)  
 OG-Glenn Ressler AP-1 (1967), UPI-2 (1967), NYN-2 (1967), FN-2 (1967), PFWA-2 (1968)  
 WR-Willie Richardson AP-HM (1950)  
 NYN-2 (1960)  
 WR-Paul Salata AP-2 (1964), UPI-2 (1964), NEA-2 (1964), NYN-2 (1964), UPI-HM (1958, 65)  
 DB-John Sample AP-HM (1955)  
 OG-Alex Sandusky UPI-2 (1959), UPI-HM (1960, 62), AP-HM (1963)  
 QB-George Shaw AP-2 (1968)  
 LB-Don Shinnick FN-1 (1970, 71), AP-1 (1971), NEA-1 (1971), PFWA-1 (1971), PFW-1 (1971), AP-2 (1968, 68), UPI-2 (1968), NYN-2 (1968), PFWA-2 (1968, 70)  
 DT-Billy Ray Smith NEA-1 (1987), CFFN-1 (1987), FD-1 (1987), AP-2 (1987)  
 DE-Bubba Smith UPI-1 (1959), NYN-1 (1959), NYN-2 (1957), AP-2 (1958, 59), UPI-2 (1958), NEA-2 (1958-60), UPI-HM (1960)  
 OG-Ron Solt  
 OG-Art Spinney  
 P-Rohn Stark AP-1 (1983), FD-1 (1983), NEA-1 (1985, 86, 92), CFFN-1 (1992), SN-1 (1992), FD-1 (1992), NEA-2 (1983, 84, 90), CFFN-2 (1984, 86), AP-2 (1985, 86, 90, 92), AP-HM (1993)  
 HB-Billy Stone AP-HM (1950)  
 LB-Steve Stonebreaker NYN-1 (1965), UPI-2 (1964, 65), NYN-2 (1964, NEA-2 (1965))  
 C-Dick Szymanski UPI-2 (1955), NYN-2 (1955), FN-2 (1967), AP-HM (1955, 63), UPI-HM (1964-65)  
 AP-HM (1953)  
 RB-George Taliaferro AP-2 (1958), UPI-2 (1958), UPI-HM (1959)  
 DB-Carl Taseff SI-1 (1999)  
 ST-Ratcliff Thomas NEA-1 (1957-59, 64, 65, 67), AP-1 (1958, 59, 64, 65, 67), UPI-1 (1958, 59, 64, 65, 67), NYN-1 (1958, 59, 64, 65, 67), FN-1 (1964, 67), AP-2 (1957, 63), UPI-2 (1957, 60, 63), NYN-2 (1957, 60, 63), NEA-2 (1960, 63)  
 QB-John Unites AP-2 (1999), CFFN-2 (1999), FD-2 (1999), SI-1 (1999)  
 K-Mike Vanderjagt PR-Clarence Verdin PFW-1 (1990), CFFN-2 (1990), AP-HM (1990, 92)  
 OT-Bob Vogel NEA-1 (1964, 65, 67), NYN-1 (1965, 68), UPI-1 (1968), FN-1 (1968), PFWA-1 (1968), AP-2 (1965, 68), UPI-2 (1965, 69), NEA-2 (1968), NYN-2 (1969), UPI-HM (1964, 66)  
 DB-Rick Volk NEA-1 (1968, 71), PFWA-1 (1968, 71), AP-1 (1971), FN-2 (1967), UPI-2 (1968), NEA-2 (1969)  
 LB-Stan White FN-1 (1975), NYN-1 (1977)  
 OT-Will Wolford AP-HM (1994)

## ALL-CONFERENCE SELECTIONS

- K-Raul Allegre UPI-2 (1983)  
 RB-Alan Ameche SN (1956)  
 DT-Mike Barnes UPI-2 (1977), SN (1977)  
 WR-Raymond Berry SN (1957-60)  
 K-Dean Biosucci UPI-1 (1987), PFW (1987), FN (1987)  
 LB-Duane Bickett UPI-1 (1987), PFW (1987), FN (1987), UPI-2 (1988)  
 DB-Lyle Blackwood UPI-HM (1977)  
 K-Cary Blanchard UPI-1 (1996), FN (1996)  
 DB-Bobby Boyd SN (1967-68)  
 DB-Roy Buchanan UPI-2 (1994)  
 RB-Norm Bulaich UPI-2 (1970)  
 WR-Roger Carr AP-1 (1976), UPI-2 (1976), SN (1976), PFW (1976), NYN (1976)  
 TE-Kerry Cash UPI-HM (1975)  
 TE-Raymond Chester UPI-HM (1976)  
 OG-Elmer Collett NYN (1975), UPI-2 (1976, 77), SN (1977)  
 DE-Fred Cook UPI-HM (1970, 72), AP-1 (1971), UPI-1 (1971), PFW (1971), SN (1971)  
 C-Bill Curry SN (1969), UPI-2 (1970, 71, 74), UPI-HM (1972)  
 LB-Mike Curtis FN (1985)  
 DB-Eugene Daniel SN (1957)  
 DB-Milt Davis UPI-1 (1987, 88), PFW (1987, 88), FN (1987, 88)  
 RB-Eric Dickerson UPI-2 (1986-89), PFW (1988), FN (1988, 89)  
 C-Ray Donaldson SN (1956, 57)  
 DT-Art Donovan AP-1 (1975, 76), UPI-2 (1975), SN (1975, 76), UPI-1 (1976, 77), PFW (1976, 77), NYN (1976)  
 DE-John Dutton UPI-HM (1975, 77), UPI-1 (1976), NYN (1976)  
 DT-Joe Ehrmann UPI-1 (1994), PFW (1994, 98), FN (1994, 98), UPI-2 (1995)  
 RB-Marshall Faulk UPI-1 (1996), FN (1996)  
 P-Chris Gardocki UPI-1 (1996), FN (1996)  
 OT-Tarik Glenn FN (1999)  
 QB-Jim Harbaugh UPI-1 (1995), PFW (1995), FN (1995)  
 WR-Marvin Harrison FN (1999, 00), PFW (1999, 00)  
 LB-Ted Hendricks UPI-HM (1970), AP-1 (1971-73), UPI-1 (1971, 72), SN (1971), PFW (1971), UPI-2 (1973)  
 LB-Jeff Herrod UPI-2 (1990), FN (1990)  
 OT-Chris Hinton UPI-2 (1983, 87, 88), PFW (1983, 86, 87, 89), UPI-1 (1985, 86, 89), FN (1986)  
 WR-Eddie Hinton UPI-HM (1970)  
 RB-Edgerrin James FN (1999, 00), PFW (1999, 00)  
 QB-Bert Jones UPI-2 (1975, 77), AP-1 (1976), UPI-1 (1976), NYN (1976)  
 OT-George Kunz AP-1 (1975, 76), UPI-1 (1975-77), SN (1975-77), PFW (1975-77), NYN (1975, 76)  
 DB-Bruce Laird UPI-HM (1980), PFW (1980), NYN (1980)  
 P-David Lee SN (1966, 69)  
 K-Toni Linhart UPI-1 (1976), SN (1976), PFW (1976), NYN (1976), UPI-2 (1977)  
 DT-Gene Lipscomb SN (1958, 60)  
 DB-Jerry Logan AP-1 (1970), UPI-1 (1970), SN (1971), UPI-2 (1971)  
 QB-Peyton Manning FN (1999), PFW (1999)  
 DT-Gino Marchetti SN (1956-59, 61-64)  
 TE-John Mackey SN (1966-68), UPI-HM (1970)  
 RB-Tom Matte SN (1969)  
 LB-Ray May UPI-HM (1971)  
 RB-Lydeall Mitchell UPI-2 (1975), AP-1 (1976), UPI-1 (1976, 77), SN (1976, 77), NYN (1976), PFW (1977)  
 RB-Lenny Moore SN (1957-61, 64)  
 QB-Earl Morrall SN (1968)  
 LB-Andy Nelson SN (1958-61)  
 WR-Jimmy Orr SN (1965)  
 OT-Jim Parker SN (1957, 59-62, 64, 65)  
 LB-Bill Pellington SN (1958, 64)  
 WR-Willie Richardson SN (1967)  
 DE-Bubba Smith SN (1970, 71) UPI-1 (1970, 71), AP-1 (1971), PFW (1971)

OG-Ron Solt	UPI1 (1987), PFW (1987), FN (1987)	K.Mike Vanderjagt	FN (1999)
OG-Art Spinney	SN (1958)	PR-Claarence Verdin	PFW (1989,90,92), UPI-1 (1990,92), FN (1990,92)
P-Rohn Stark	UPI2 (1982,84), NYN (1982), UPI-1 (1985,86,90), FN (1985,86,89,92), PFW (1986,90,92)	OT-Bob Vogel	SN (1965-69), UPI2 (1970,71), PFW (1971)
LB-Steve Stonebreaker	SN (1965)	DB-Rick Volk	SN (1970), UPI-HM (1970), AP-1 (1971), PFW (1971), UPI-2 (1971)
DB-Charlie Stukes	UPI-HM (1971)	LB-Stan White	UPI-2 (1977)
OG-Dan Sullivan	SN (1968)	OG-John Williams	UPI-HM (1971)
QB-John Unitas	SN (1958-60,64,67), UPI-2 (1970)		

## NFL ALL-ROOKIE TEAMS

1972 - OT-Tom Drougas (PFW)	1988 - LB-O'Brien Alston (PFWA, UPI, PFW, FD), QB-Chris Chandler (PFWA, UPI, PFW, CPFN, FD)
1974 - DE-John Dutton (PFWA, UPI, PFW, FD), DE-Fred Cook (UPI, FD)	1989 - WR-Andre Rison (PFWA, UPI, PFW, CPFN, FD)
1976 - DT-Ken Navak (PFWA)	1990 - QB-Jeff George (PFWA, UPI, PFW, CPFN, FD, FN)
1979 - DB-Larry Brazier (PFWA)	1992 - LB-Quentin Coryatt (PFWA), DE-Steve Emman (PFWA, FN)
1980 - WR-Ray Butler (PFWA, UPI, PFW, FD)	1993 - DB-Ray Buchanan (FN)
1981 - DT-Bubba Green (PFW), DE-Donnell Thompson (PFWA, UPI, PFW)	1994 - RB-Marshall Faulk (PFWA, CPFN, FN)
1982 - WR-Matt Bouza (FD), LB-Johnnie Cooks (PFWA), DT-Leo Wisniewski (PFWA, PFW), P-Rohn Stark (PFWA, PFW, FD), DB-James Burroughs (FD), DE-Fletcher Jenkins (PFW)	1995 - TE-Ken Dilger (PFWA, FN)
1983 - OG-Chris Hinton (PFWA, UPI, FD), LB-Vernon Maxwell (PFWA, UPI, FD), OT-Jim Mills (UPI)	1996 - WR-Marvin Harrison (FN)
1984 - OG-Ron Solt (PFWA, UPI, PFW, FD), DE-Blaise Winter (PFWA, UPI, PFW, FD)	1997 - OG-Tarik Glenn (CPFN, PFW)
1985 - LB-Duane Bickett (PFWA, UPI, FD), DB-Anthony Young (UPI)	1998 - DL-Larry Chester (PFW), QB-Peyton Manning (CPFN, PFW, FN, FD), OG-Steve McKinney (PFW), WR-Jerome Pathon (CPFN, PFW, FN, FD), K-Mike Vanderjagt (CPFN, PFW, FD)
1986 - WR-Bill Brooks (PFWA, UPI, PFW, FD), DE-Jon Hand (PFW)	1999 - Edgerrin James (CPFN, FD, FN, PFW), LB-Mike Peterson (FD, FN, PFW), P-Hunter Smith (CPFN, PFW), KR-Terrence Wilkins (FD, FN, PFW)
1987 - DB-Freddie Robinson (UPI, PFW, FD)	

## PRO BOWL COLTS

(Selections by season; \*MVP)

1953 - Dick Barwagon, Art Donovan, Tom Keane, George Talaferro	1969 - Tom Matte (2), Fred Miller (3), Tom Mitchell, Rick Volk (2)
1954 - Art Donovan (2), Gino Marchetti, Buddy Young	1970 - Mike Curtis (2), Jerry Logan (2), Bubba Smith
1955 - Alan Ameche, Art Donovan (3), Gino Marchetti (2), Bert Rechichar, Dick Szymanski	1971 - Norm Boloach, Bill Curry, Mike Curtis (3), Ted Hendricks, Jerry Logan (3), Bubba Smith (2), Bob Vogel (5), Rick Volk (3)
1956 - Alan Ameche (2), Art Donovan (4), Gino Marchetti (3), Lenny Moore, Bert Rechichar (2)	1972 - Bill Curry (2), Ted Hendricks (2), Bruce Laird
1957 - Alan Ameche (3), Art Donovan (5), Gino Marchetti (4), Jim Mutscheller, Bert Rechichar (3*), John Unitas	1973 - Ted Hendricks (3)
1958 - Alan Ameche (4), Raymond Berry, Don Joyce, Gene Lipscomb, Lenny Moore (2), Jim Parker, John Unitas (2), Gino Marchetti (DNP-inj.)	1974 - Mike Curtis (4)
1959 - Raymond Berry (2), Gene Lipscomb (2*), Gino Marchetti (5), Lenny Moore (3), Jim Parker (2), Art Spinney, John Unitas (3*)	1975 - John Dutton, George Kunz, Lydell Mitchell
1960 - Gino Marchetti (6), Lenny Moore (4), Andy Nelson, Jim Parker (3), Art Spinney (2), John Unitas (4*)	1976 - Roger Carr, John Dutton (2), Bert Jones, George Kunz (2), Tom Linhart, Lydell Mitchell (2)
1961 - Raymond Berry (3), Gino Marchetti (7), Lenny Moore (5), Jim Parker (4), John Unitas (5)	1977 - Mike Barnes, John Dutton (3), George Kunz (3), Toni Linhart (2), Lydell Mitchell (3)
1962 - Gino Marchetti (8), Lenny Moore (6), Jim Parker (5), Dick Szymanski (2), John Unitas (6)	1979 - Joe Washington
1963 - Raymond Berry (4), John Mackey, Gino Marchetti (9*), Jim Parker (6), John Unitas (7*)	1983 - Chris Hinton
1964 - Raymond Berry (5), Bobby Boyd, Gino Marchetti (10), Lenny Moore (7), Jim Parker (7), Dick Szymanski (3), Bob Vogel, John Unitas (8)	1985 - Chris Hinton (2), Rohn Stark
1965 - Jerry Logan, John Mackey (2), Jimmy Orr, Jim Parker (8), Bob Vogel (2)	1986 - Ray Donaldson, Chris Hinton (3), Rohn Stark (2)
1966 - Ordell Braase, Lenny Lyles, John Mackey (3), John Unitas (9)	1987 - Dean Biasucci, Duane Bickett, Eric Dickerson, Ray Donaldson (2), Chris Hinton (4), Ron Solt
1967 - Ordell Braase (2), John Mackey (4), Fred Miller, Willie Richardson, John Unitas (10), Bob Vogel (3), Rick Volk	1988 - Eric Dickerson (2), Ray Donaldson (3), Chris Hinton (5)
1968 - Bobby Boyd (2), Mike Curtis, John Mackey (5), Tom Matte, Fred Miller (2), Earl Morrall, Willie Richardson (2), Bob Vogel (4)	1989 - Eric Dickerson (3), Ray Donaldson (4), Chris Hinton (6)
	1990 - Rohn Stark (3), Clarence Verdin
	1992 - Rohn Stark (4), Clarence Verdin (2)
	1994 - Marshall Faulk (*)
	1995 - Marshall Faulk (2), Jim Harbaugh, Will Wolford
	1996 - Cary Blanchard, Chris Gardocki
	1998 - Marshall Faulk (3)
	1999 - Marvin Harrison, Edgerrin James, Peyton Manning
	2000 - Marvin Harrison (2), Edgerrin James (2), Peyton Manning (2)

**NFL MOST VALUABLE PLAYER AWARDS**

QB-John Unitas NEA (1957,67), UPI (1959,64,67), SN (1959,64,67), AP (1964,67), FN (1964)  
 RB-Lenny Moore NEA (1964)  
 QB-Earl Morrall AP, UPI, NEA, SN (1968)  
 QB-Bert Jones AP, NEA, PFWA, NYN (1976)

**HOF NFL 50TH ANNIVERSARY TEAM**

(Place in voting)

First - TE-John Mackey, DE-Gino Marchetti, QB-John Unitas; Second - WR-Raymond Berry, DT-Art Donovan; Third - RB-Lenny Moore

**HOF NFL 75TH ANNIVERSARY TEAM**

WR-Raymond Berry, LB-Ted Hendricks, DE-Gino Marchetti, OG-Jim Parker, QB-John Unitas

**HOF NFL 1960-84 ALL-STAR TEAM**

First-Team - WR-Raymond Berry, DE-Gino Marchetti, OG/T-Jim Parker, QB-John Unitas, HC-Don Shula (tie), Second-Team - LB-Ted Hendricks, TE-John Mackey

**HOF NFL TEAMS OF THE DECADES**

1950s - WR-Raymond Berry, DT-Art Donovan, DE-Gino Marchetti, RB-Lenny Moore, OG/T-Jim Parker  
 1960s - DB-Bobby Boyd, TE-John Mackey, QB-John Unitas  
 1970s - LB-Ted Hendricks  
 1980s - RB-Eric Dickerson

**SUPER BOWL SILVER ANNIVERSARY TEAM**

LB-Ted Hendricks

**NFL EXECUTIVE OF THE YEAR**

Joe Thomas - SN (1975)  
 Bill Polian - FD, PFW/PFWA, SN (1999)

**NFL COACH OF THE YEAR**

Weeb Ewbank AP, UPI (1958)  
 Dan Shula UPI (1964), SN (1964,68), AP (1964, 67-tied, 68), NYN (1964, 67, 68)  
 Ted Marchibroda AP, PFW, SN, FD, NYN (1975)  
 Ron Meyer PFWA (1987)

**NFL OFFENSIVE PLAYER OF THE YEAR**

QB-Earl Morrall PFW (1968)  
 QB-Bert Jones AP (1976)

**NFL ROOKIE OF THE YEAR**

RB-Alan Ameche SN, UPI (1955)  
 RB-Lenny Moore UPI (1956)  
 WR-Jimmy Orr UPI (1958)  
 RB-Marshall Faulk SN, PFWA, SI, FD, CFFN, NEA (1994)  
 RB-Edgerrin James SN, SI (1999)

**NFL OFFENSIVE ROOKIE OF THE YEAR**

RB-Marshall Faulk - AP, PFW, FD (1994)  
 RB-Edgerrin James - AP, CFFN, FD, FN, PFW, USA (1999)

**NFL COMEBACK PLAYER OF THE YEAR**

K-Jim Martin AP (1963)  
 RB-Lenny Moore AP (1964)  
 QB-Jim Harbaugh PFW (1995)

**NFL DEFENSIVE ROOKIE OF THE YEAR**

LB-Vernon Maxwell AP, PFW (1983)  
 LB-Duane Bickett AP (1985)

**NATIONAL 100-YARD CLUB NFL OUTSTANDING BLOCKER**

OG-Jim Parker - (1964)

**NFL LINEBACKER OF THE YEAR**

LB-Mike Curtis - FD (1974)

**NFL MOST VALUABLE LINEMAN**

DE-Gino Marchetti - AP (1958)

**NFL KICKER OF THE YEAR**

K-Cary Blanchard - PFW (1996)

**NFL GOLDEN TOE AWARD**

K-Toni Linhart - PFW (1976)

**AFC COACH OF THE YEAR**

Ron Meyer UPI, FN (1987)  
 Ted Marchibroda PFWA, NYN (1975), CFFN (1992)

**AFC MOST VALUABLE PLAYER**

QB-Bert Jones - NYN (1975,76)

**AFC PLAYER OF THE YEAR**

QB-Bert Jones UPI (1976)  
 QB-Jim Harbaugh UPI (1995)  
 QB-Peyton Manning FN (1999)

**AFC ROOKIE OF THE YEAR**

RB-Marshall Faulk - UPI (1994)

**KANSAS CITY COMMITTEE OF 101 AWARDS**

LB-Mike Curtis	AFC Defensive MVP (1970)
HC-Ted Marchibroda	AFC Coach of the Year (1975)
QB-Bert Jones	AFC Offensive MVP (1976)
HC-Ron Meyer	AFC Coach of the Year (1987)
QB-Jim Harbaugh	AFC Offensive Player of the Year (1995)
HC-Jim Mora	AFC Coach of the Year (1999)
QB-Peyton Manning	AFC Offensive Player of the Year (1999)

**WASHINGTON DC TOUCHDOWN CLUB**

QB-John Unitas	NFL MVP (1957, 58-tied, 67)
HC-Weeb Ewbank	NFL Coach of the Year (1958)
RB-Lenny Moore	NFL MVP (1964)
HC-Don Shula	NFL Coach of the Year (1964,68)
HC-Ted Marchibroda	NFL Coach of the Year (1975)
QB-Bert Jones	AFC Offensive MVP (1976)

**PHILADELPHIA MAXWELL CLUB**

QB-John Unitas - NFL MVP (1959,64,67)

**SPORTS ILLUSTRATED NFL PLAYER OF THE YEAR**

RB-Marshall Faulk (1998)

**NFLPA MACKEY AWARDS**

P-David Lee	1966,69 NFL Punting
QB-Earl Morrall	1968 NFL Passing
KR-Preston Pearson	1968 NFL Kick Returns
KR-Jim Duncan	1970 AFC Kick Returns
KR-Bruce Laird	1972 AFC Kick Returns
RB-Lydeell Mitchell	1974,75 (tie), 77 AFC Receiving
K-Toni Linhart	1976 AFC Kick-Scoring
DB-Iyle Blackwood	1977 AFC Interceptions
RB-Joe Washington	1979 AFC Receiving

P-Rohn Stark	1983,85,86,92 AFC Punting
DB-Mike Prior	1987 AFC Interceptions
RB-Eric Dickerson	1987,88 Rushing; 1988 TDs (tied)
KR-Clarence Verdin	1989,90 AFC Punt Returns
WR-Reggie Langhorne	1993 AFC Receptions
RB-Marshall Faulk	1995 AFC TDs (tied)
K-Cary Blanchard	1996 AFC Scoring
P-Chris Gardocki	1996 NFL Net Punting Average

## AFC PLAYERS OF THE WEEK

- 1984 - QB-Mike Pagel (9/9 at Houston)  
 1985 - WR-Wayne Capers (10/27 vs. Green Bay)  
 DB-Eugene Daniel (10/27 vs. Green Bay)  
 1986 - DB-Leonard Coleman (10/12 vs. New Orleans)  
 DT-Harvey Armstrong (12/22 at LA Raiders)  
 1987 - QB-Gary Hogeboom (10/4 at Buffalo)  
 LB-Duane Bickett (11/1 at NY Jets)  
 LB-Cliff Odom (11/15 at Miami)  
 RB-Eric Dickerson (12/27 vs. Tampa Bay)  
 1988 - RB-Eric Dickerson (10/23 at San Diego)  
 LB-Duane Bickett (11/27 vs. New England)  
 1989 - DB-Keith Taylor (10/22 at Cincinnati)  
 DB-Mike Prior (12/10 vs. Cleveland)  
 QB-Jack Trudeau (12/17 vs. Miami)  
 1990 - QB-Jack Trudeau (9/30 at Philadelphia)  
 1991 - QB-Jeff George (11/10 at NY Jets)  
 1992 - LB-Chip Banks (9/6 vs. Cleveland)  
 DE-Steve Emtan (10/25 at Miami)  
 1993 - LB-Duane Bickett (9/26 vs. Cleveland)  
 K-Dean Biasucci (10/31 vs. New England)  
 K-Dean Biasucci (12/5 at NY Jets)  
 1994 - DB-Ray Buchanan (12/4 at Seattle)
- 1995 - RB-Marshall Faulk (10/1 vs. St. Louis Rams)  
 QB-Jim Harbaugh (10/8 at Miami)  
 K-Cary Blanchard (10/15 vs. San Francisco)  
 LB-Tony Bennett (11/26 vs. Miami)  
 1996 - PR-Marvin Harrison (9/8 at NY Jets)  
 K-Cary Blanchard (9/15 at Dallas)  
 K-Cary Blanchard (11/17 vs. NY Jets)  
 DB-Jason Belser (12/5 vs. Philadelphia)  
 WR-Marvin Harrison (12/15 at Kansas City)  
 1997 - QB-Paul Justin (11/16 vs. Green Bay)  
 TE-Ken Dilger (12/14 vs. Miami)  
 1998 - QB-Peyton Manning (11/15 vs. NY Jets)  
 RB-Marshall Faulk (12/13 vs. Cincinnati)  
 1999 - QB-Peyton Manning (9/26 at San Diego)  
 RB-Edgerrin James (10/31 vs. Dallas)  
 RB-Edgerrin James (11/21 at Philadelphia)  
 K-Mike Vanderjagt (12/5 at Miami)  
 2000 - QB-Peyton Manning (9/25 vs. Jacksonville)  
 K-Mike Vanderjagt (10/1 at Buffalo)  
 RB-Edgerrin James (10/15 at Seattle)  
 RB-Edgerrin James (12/11 vs. Buffalo)  
 QB-Peyton Manning (12/24 vs. Minnesota)

## AFC PLAYERS OF THE MONTH

- 1988 - RB-Eric Dickerson (December)  
 1995 - QB-Jim Harbaugh (October)  
 1996 - K-Cary Blanchard (November)
- 1999 - WR-Marvin Harrison (September)  
 RB-Edgerrin James (November)  
 2000 - P-Hunter Smith (September)  
 RB-Edgerrin James (October)

## NFL OFFENSIVE ROOKIE OF THE MONTH

- 1999 - RB-Edgerrin James (September)  
 RB-Edgerrin James (November)



**RB-Edgerrin James, QB-Peyton Manning and WR-Marvin Harrison have earned Pro Bowl honors each of the past two seasons.**

## ALUMNI

The following compilation of Colts alumni includes every player who has ever appeared in a Colts uniform during a regular season National Football League game since 1953. Errors will be corrected if documented. Asterisk (\*) denotes players and coaches who were on Colts World Championship teams. The numbers following college listings are jersey numbers. The numbers at the end of the column are seasons played.

## COACHES

Ahrens, Dave-Wisconsin	1991	Hill, George-Denison	1985-88	Pagano, John-Mesa State	1998-00
Arians, Bruce-Virginia Tech	1998-00	Howell, Richard-Davidson	2000	Painter, Dwan-Rutgers	1992-93
Amsparger, Bill-Miami (O)	1964-69	Huey, Gene-Wyoming	1992-00	Peay, Francis-Missouri	1992-93
Boll, Herman-Davis-Elkins	1956-62	Hughes, Tom-Purdue	1955	Pellington, Bill-Rutgers	1963
Bonta, Tom-Kent State	1994-97	Hunter, Hal-Pittsburgh	1982-84	Powers, Clyde-Oklahoma	1980
Baughan, Maxie-Georgia Tech	1975-79	Infante, John-Maryland	1970-72, 80-81	Richards, Ray-Nebraska	1953
Becker, John-Cal State-Northridge	1985-88	Infanz, Ludy-Florida	1995-97	Robertson, Jay-Northwestern	1992-93, 97
Bielski, Dick-Maryland	1964-72, 77-81	Jackson, Mill-Tulsa	1989-91	Robinson, Jimmy-Georgia Tech	1994-97
Blache, Greg-Notre Dame	1994-98	Johnson, Jim-Missouri	1994-97	Rowen, Keith-Stanford	1985-88
Blackledge, Ron-Bowling Green	1992-96	Kennan, Larry-LaVerne	1989-90	*Rymkus, Lou-Notre Dame	1970
Boutsalis, George-North Carolina	1975-81	Khayati, Ed-Tulane	1977-81	*Sandusky, John-Villanova	1959-72
Boyd, Bob-Oklahoma	1969-72, 81	Kuhlmann, Frank-Missouri	1994-97	Scarnecchia, Dante-Cal Western	1989-90
Bratkowski, Zeke-Georgia	1982-84	Kush, Frank-Michigan State	1982-84	Schnellenberger, Howard-Kentucky	1973-74
Bresnahan, Chuck-Navy	1996-97	Lauterbur, Frank-Mt. Union	1955-56, 74-77	Seely, Brad-South Dakota State	1989-93
*Bridgers, John-Auburn	1957-58	Lovot, Tom-Utah	1985-88	Selick, George-Notre Dame	1973
Briner, Greg-Cal Western	1989	Mann, Richard-Arizona State	1982-84	*Show, Bob-Ohio State	1957-58
Bruneau, Fred-Ohio State	1993-96	Marchetti, Gino-USF	1963	Shula, Dan-John Carroll	1963-69
*Bullough, Hank-Michigan State	1970-72	Marciano, Tony-Indiana Univ. (Pa.)	1998-00	Sidwell, Steve-Colorado	1985
Burnett, Leon-SW Kansas	1987-91	Marchibroda, Ted-St. Bona.	1975-79, 92-95	Smith, Jerry-Wisconsin	1974-76
Callahan, Roy-Kentucky	1973	Marshall, John-Washington	1986-88	Spencer, Kevin-Springfield (Mass.)	1998-00
Carson, Bud-N. Carolina	1982-86	Mathews, Billie-Southern	1985-86	Symank, John-Florida	1979-81
Catalanos, George-Purdue	1984-93, 98-00	*McCafferty, Don-Ohio State	1959-72	Szymanski, Dick-Notre Dame	1974
Coom, Sylvester-Alabama	1991	M McCormack, Mike-Kansas	1980-81	Theater, Roger-W. Michigan	1982-84
Cumiskey, Frank-Ohio State	1954-56	McCulley, Pete-Louisiana Tech	1973-76	Thomas, Joe-Ohio Northern	1954, 74
Cunningham, Gunther-Oregon	1982-84	Meyer, Ron-Purdue	1986-91	Thomas, Pat-Texas A&M	1994-97
Davis, Charles-UCLA	1996-97	Miller, Red-Western Illinois	1971-72	Tillman, Rusty-Northern Arizona	1998
Dall, Don-USC	1974	Molesworth, Keith-Manmouth	1953	Tobin, Vince-Missouri	1994-95
Douglas, Otis-Wm. & Mary	1953	Mora, Jim-Occidental	1998-00	Torine, Jon-Springfield (Mass.)	1998-00
Davell, Whitey-Maryland	1975-78	Moore, Tom-Iowa	1998-00	Valesente, Bob-Ithaca	1982-83
Dawhower, Rod-San Diego State	1985-86	Mudd, Howard-Hillsdale (Mich.) Col.	1998-00	Venturi, Rick-Northwestern	1982-93
Eubank, Weeb-Miami (O)	1954-62	Muir, Bill-Susquehanna	1989-91	Voris, Dick-San Jose State	1973
Fangio, Vic-E. Stroudsburg St.	1999-00	Murphy, Mike-Huron	1998-00	Wasylik, Nick-Ohio State	1953
Franklin, Bobby-Mississippi	1973	Murphy, Russ-Davidson	1954	Weber, Chuck-West Chester State	1980-81
Furness, Steve-Rhode Island	1991	Murphy, Richard, Jim-Notre Dame	1963	Westhoff, Mike-Wichita State	1982-84
Geis, Wayne-Lock Haven	1996-97	Myers, Chip-NW Oklahoma	1985-88	Wietecha, Roy-Northwestern	1980-81
Gibbs, Alex-Davidson	1992	Nicolau, Nick-S. Connecticut	1992-94	*Winner, Charlie-Washington	1954-65
Grantam, Todd-Va. Tech	1999-00	Noll, Chuck-Dayton	1966-67	Young, George-Bucknell	1970, 73
Hawkins, Ralph-Maryland	1978	Norvell, Jay-Iowa	1998-00	Zupancic, Tom-Indiana Central	1984-98

## PLAYERS

Abramowitz, Sid (T) Tulsa	69/74	83, 87	Bailey, Don (C) Miami	61	84-85	Bell, Mark (DE) Colorado State	48/90	83-84
Achica, George (NT) USC	62	85	Bailey, Elmer (WR) Minnesota	87	82	Bellini, Mark (WR) BYU	87	87-88
Agnew, Alex (G) Illinois	62	53	Bailey, Jim (DT) Kansas	65/79	70-74	Belsler, Jason (DB) Oklahoma	29	92-00
Ague, Mel (DE) Illinois	90	91-92	Baker, Ron (OG) Oklahoma St.	60	78-79	Benhart, Eugene (QB) W. Illinois	18	90
Ahrens, Dave (LB) Wisconsin	57	85-87	Baker, Shannon (WR) Florida St.	84	93-94	Benjamin, Bill (LB) San Jose St.	54	87
Al-Jabbar, Abdul-Karim (RB) UCLA	33	00	Baldinger, Brian (OT) Duke	62	88-91	Bennett, Cornelius (LB) Alabama	97	99-00
Alberts, Trev (LB) Nebraska	51	94-96	Baldinger, Gary (DL) Wake Forest	94	90	Bennett, Tony (LB) Mississippi	56	94-97
Alligre, Raul (K) Texas	2	83-85	Baldschwiler, Karl (T) Oklahoma	72	83, 85-86	Benson, Mitchell (DL) TCU	95	89-90
Allen, Gerald (B) Omaha	44	66	Baldwin, Bob (B) Clemson	34	66-67	Bentley, Albert (RB) Miami (Fla.)	20	85-91
Alexander, Elijah (LB) Kansas State	50	96-98	Ball, Michael (DB) Southern	31	88-93	Berra, Tim (WR) Massachusetts	84	74
Alley, Dan (F) Adams St.	29	67	*Ball, Sam (T) Kentucky	73	66-70	Berry, Bertrand (LB) Notre Dame	57	97-99
Alston, Mack (TE) UMES	83	77-80	Ballage, Pat (S) Notre Dame	26/40	86-87	*Berry, Raymond (E) SMU	82	55-67
Alston, O'Brien (LB) Maryland	97	88-89	Baldard, Quinton (NT) Elon	97	83	Bertucco, Tony (LB) Cal-St. Chico	51	74
Ambrose, Ashley (DB) Ms. Val. St.	33	92-95	Banes, Joey (OL) Houston	65	90	Beutler, Tom (LB) Toledo	53	71
*Amuche, Alan (B) Wisconsin	35	55-60	Banks, Chip (LB) USC	51	89-92	Biasucci, Dean (K) W. Carolina	4/5	84, 86-94
Armstrong, Richard (DE) Florida St.	73	72-73	Banks, Chuck (RB) WV Tech	37	87	Bickett, Duane (LB) USC	50	85-93
Anderson, Don (DB) Purdue	36	85	Banks, Roy (WR) E. Illinois	86	87-88	Bielski, Dick (E) Maryland	31	62-63
Anderson, Kim (DB) Arizona St.	26	80-84	Banta, Bradford (TE) USC	83	94-99	Bighaud, Jack (E) Pepperdine	80	54
Anderson, Larry (DB) La. Tech	30	82-84	Barber, Kantroy (RB) West Virginia	46	98	Blackmon, Jon (OL) Purdue	71	98
Anderson, Willie (WR) UCLA	84	95	Barber, Michael (LB) Clemson	53	98-99	Blackmon, Robert (DB) Baylor	25	97-98
Andrews, John (TE) Indiana	36/88	73-74	Barnes, Ernie (NT) Miss. St.	95	83	Blackwood, Lyle (S) TSU	44	77-80
Arbuckle, Charles (TE) UCLA	81	92-95	Barnes, Lionel (DE) La.-Monroe	93	00	Blados, Brian (OL) N. Carolina	63	91
Armour, Phillip (C) N. Texas State	54	00	Barnes, Mike (DE) Miami (Fla.)	63	73-81	Blanchard, Cary (K) Oklahoma St.	14	95-97
Armstrong, Harvey (NT) SMU	79	86-90	Barwegen, Dick (G) Purdue	61	53-54	Blandin, Ernie (T) Tulane	41	53
Atkinson, Jess (K) Maryland	14	88	Baylar, John (DB) So. Miss.	36	89-93	Bleick, Tom (B) Georgia Tech	25	66
Austin, Billy (DB) New Mexico	47	98-00	Baylar, Tim (DB) Morgan State	47	76-78	Blevins, Tony (DB) Kansas	26	99-00
Austin, Ocie (DB) Utah St.	37	68-69	Beach, Pat (TE) Wash. St.	81	82-83, 85-91	Blue, Forrest (C) Auburn	50	75-78
Auzenne, Troy (OT) California	75	96	Bell, Kerwin (QB) Florida	12	96-97	Boggs, Mark (OT) Ball State	60	87
Averno, Sisto (G) Muhlenberg	60	53-54				Bonham, Shane (DT) Tennessee	72	99
Bailey, Aaron (WR) Louisville	80	94-98						

Bouza, Matt (WR) California	85/87	82/89	Covington, John (DB) Notre Dame	39	94	Fields, Jitter (DB) Texas	29	87
Boyd, Bob (DB) Oklahoma	40	60/68	Cox, Aaron (WR) Arizona State	80	93	Figaro, Cedric (LB) Notre Dame	58	91
Boyer, Mark (TE) USC	84	85/89	Cradock, Nate (RB) Parsons	32	63	Finn, Jim (RB) Penn	36	00
*Braase, Ordeil (DE) S. Dakota	81	57/68	Cribbs, Joe (RB) Auburn	30	88	Finnin, Tom (DT) Detroit	77	53/56
Bracelin, Greg (LB) California	52	82/84	Criswell, Jeff (OG) Graceland	62	87	Flowers, Bernie (E) Purdue	81	56
Brady, Jeff (LB) Kentucky	51	99	Crockett, Zack (RB) Florida State	32	95/98	Flowers, Dick (B) Northwestern	18	53
Brady, Kerry (K) Hawaii	9	88	Crosby, Cleveland (DE) Arizona	73	82	Foley, Tim (OT) Notre Dame	78	81
Bragg, Mike (P) Richmond	4	80	Crosby, Clifton (DB) Maryland	31	00	Foneter, Al (DE) Baylor	99	97/98
Brandes, John (TE) Cameron	88	87/89	Crouch, Terry (OG) Oklahoma	75	82	Foote, Chris (C) USC	66	80/81
Brandon, Michael (DE) Florida	99	93	Culver, Rodney (RB) Notre Dame	35	92/93	Footman, Dan (DE) Florida State	98	97/98
Brozkie, Chad (DE) E. Kentucky	92	99/00	Cunningham, Pat (OL) Texas A&M	72	90	Franklin, Cleveland (RB) Baylor	26	81/82
Brotzke, Larry (DB) USC	47	79/81	Cuozzo, Gary (QB) Virginia	15	63/66	Franklin, Willie (WR) Oklahoma	30	72
Brethauer, Monte (E) Oregon	80/86/88	53/55	*Curry, Bill (C) Georgia Tech.	50	67/72	Frazier, Derrick (DB) Texas A&M	31	96
Brewer, Dewell (RB) Oklahoma	26	94	Curry, Craig (DB) Texas	45	87	Fultz, Mike (DT) Nebraska	72/92	81
Bronson, Ben (WR) Baylor	18	95	Curry, Shane (LB) Miami	91	91	Gagliano, Bob (QB) Utah State	11	88
Brooks, Bill (WR) Boston U.	80	86/92	*Curtis, Mike (LB) Duke	32	65/75	Gambal, Chris (OT) Iowa	74	88
Brotzki, Bob (OT) Syracuse	74	86/88	*Curtis, Tom (DB) Michigan	25	70/71	Ganas, Rusty (DT) S. Carolina	73	71
Broughton, Willie (NT) Miami	68	85/86	Daniel, Eugene (CB) LSU	38	84/96	*Gardin, Ron (DB) Arizona	30	70/71
Brown, Barry (E) Florida	66	66/67	Daniel, Kenny (S) San Jose St.	23	86/87	Gardner, Ellis (OL) Georgia Tech.	65	84
Brown, Ed (QB) USF	14	65	Darby, Byron (NT) USC	72	87/88	Gardecki, Chris (P) Clemson	17	95/98
Brown, Gordon (RB) Tulsa	42	87	Davidson, Cotton (QB) Baylor	18/19/21	54, 57	Garrett, Mike (P) Georgia	9	81
*Brown, Ray (DB) Mississippi	17	58/60	Davis, Lee (DB) Mississippi	28	87	Gorry, Ben (RB) So. Mississippi	29	79/80
Brown, Timmy (RB) Ball State	2	68	*Davis, Milt (DB) UCLA	20	57/60	Goubatz, Dennis (LB) LSU	53	65/67
Bryan, Walter (B) Texas Tech	21	55	Davis, Norman (G) Grambling	63	67	George, Ed (T) Wake Forest	73	75
Bryant, Steve (WR) Purdue	80	87	Davis, Preston (CB) Baylor	27	84/86	George, Jeff (QB) Illinois	11	90/92
Buchanan, Ray (DB) Louisville	34	93/96	Davis, Travis (LB) Georgia Tech.	35	64/66	Gionnethi, Frank (DT) Penn State	65	91
*Bulaich, Norm (RB) TCU	36	70/72	Davis, Trad (NT) Michigan St.	95	91	Gilbert, Ben (OG) Ohio State	69	00
Bulluck, Brian (LB) NC State	57	87	Davis, Wendell (WR) LSU	10	95	Gilburg, Tom (T) Syracuse	73	61/65
Burke, Randy (WR) Kentucky	84	78/81	Dawkins, Sean (WR) California	87	93/97	Gill, Owen (RB) Iowa	44	85/86
Burkett, Jack (LB) Auburn	55	61/66	Dawson, Lake (WR) Notre Dame	87	99	Ginn, Hubert (RB) Florida A&M	27/39	73
Burleson, Jason (TE) Texas	49	93	*DeCaro, Art (E) Georgia	21/23	57/60	Glasgow, Nesby (DB) Washington	25	79/87
Burris, Jeff (DB) Notre Dame	20	98/00	Dee, Donnie (TE) Tulsa	48	88/89	Glenn, Tark (OG) Colorado	78	97/00
Burroughs, James (CB) Mich. St.	45	82/84	Delaney, Jeff (S) Pittsburgh	34	82/83	Glick, Gary (B) Ohio A&M	47	61
Burroughs, Sammie (LB) Port. St.	53	96/97	DelBello, Jack (B) Miami (Fla.)	19	53	Goelze, Jerry (QB) N. Illinois	12/15	79
Butcher, Paul (LB) USC	53	93/94	DeLo, Richard (DE) Tenn. State	96	96	Goode, Chris (DB) Alabama	37	87/93
Butler, Ray (WR) USC	80	80/85	DeRoo, Brian (WR) Redlands U.	87	79/81	*Goode, Tom (C) Mississippi St.	54	70
*Call, Jack (B) Colgate	25	57/58	Dickel, Dan (LB) Iowa	55	74/77	Gordon, Lonnax (RB) N. Mexico	30	00
Call, Kevin (OT) Colorado St.	71/72	84/93	Dickerson, Eric (RB) SMU	29	87/91	Grant, Alan (DB) Stanford	26	90/91
Campanella, Joe (T) Ohio St.	73	53/57	Dickey, Curtis (RB) Texas A&M	27/33	80/85	*Grant, Bob (LB) Wake Forest	51	68/70
Campbell, John (LB) Minnesota	55	69	Dieh, John (T) Virginia	78	61/64	Grant, Stephen (LB) W. Virginia	59	92/97
Cannon, Mark (C) Texas-Arlington	58	91	Dougherty, Glenn (WR) Michigan	35	72/79	Graves, Marshaone (OT) Arizona	61	87
Cannon, Wayne (WR) Kansas	67	85/86	Draugas, Tom (T) Oregon	74	72/73	Gray, Carlton (DB) UCLA	26	97
Cannon, Roger (OT) Harvard	67/74	85/86	Duncan, James (DB) Md. St.	35	69/71	Gray, Cecil (DL) North Carolina	75	93/94
Carr, Roger (WR) Louisiana State	81	74/81	Dunlap, Len (DB) N. Tex. St.	46	71	Gray, Dewayne (DB) Brigham Young	30	93/97
Carthens, Milt (OT) Michigan	68	87	Dunn, Perry Lee (RB) Mississippi	31	69	Green, Anthony (DT) N. Carolina St.	91	81
Carthon, Maurice (RB) Ark. St.	44	92	*Dupre, L. G. (RB) Baylor	45	55/59	Green, E.G. (WR) Florida	84	98/00
Carver, Melvin (RB) UNLV	30	87	Durham, Steve (DE) Clemson	72	82	Greene, Scott (RB) Michigan State	43	98/99
Cash, Kerry (TE) Texas	88	91/94	Durham, John (DE) Nebraska	78	74/78	Gregory, Ken (E) Whittier	88	61
Chandler, Chris (QB) Washington	17	88/89	Ecklund, Brad (C) Oregon	50	53	Griffin, Wade (T) Mississippi	69	77/81
Chatman, Ricky (LB) LSU	52	87	Edmunds, Randy (LB) Ga. Tech	52	72	Griggs, Perry (KR) Troy State	28	77
Cheatham, Ernie (TE) Loyola LA	66	54	Edwards, Dan (E) Georgia	82	53/54	Grimm, Dan (G) Colorado	67	69
Cherry, Stan (LB) Morgan State	59	73	Eggers, Doug (LB) S. Dakota St.	67	54/57	Grimley, Ed (LB) Akron	56	87
Chester, Larry (DU) Temple	64	98/00	Eisenmann, Joe (DT) Syracuse	76	73/80	Groce, Cliff (RB) Texas A&M	27/33	95/97
Chester, Raymond (TE) Morgan State	87	73/77	Eisenhardt, Stan (OL) Towson St.	67	89	Gross, Lee (C) Auburn	52	79
Cheyunski, Jim (LB) Syracuse	59	75/76	Elkner, Andy (OT) Missouri	79	84	Haines, John (DL) Texas	90	86
Chorak, Jason (LB) Washington	93	98	Elkns, Keith (RB) Princeton	23	98/99	Hall, Randy (CB) Idaho	33	74/75
Chorovich, Dick (T) Miami (O)	78	55/56	Elko, Bill (NT) LSU	96	87	Hall, Steven (DB) Kentucky	35	96
Chung, Eugene (OL) Va. Tech	66	97	Embre, Mel (E) Pepperdine	85	53	Hamm, Bob (DE) Nev.-Reno	95	87
Clancy, Sam (DL) Pittsburgh	76	89/93	Ermntan, Steve (DT) Wash	79/90	92/94	Hancock, Kevin (LB) Baylor	51	81
Clark, Ken (RB) Nebraska	32	90/92	Ericksen, Craig (QB) Miami	7	95	Hand, Jon (DE) Alabama	78	86/94
Clark, Rico (DB) Louisville	27	97/98	Etheredge, Carlos (TE) Miami	81	94	Harbaugh, Jim (OG) Michigan	4/12	94/97
Clark, Conrad (DB) NE Louisiana	35	95	Faulk, Marshall (RB) San Diego St.	28	94/98	Harbour, James (WR) Mississippi	87	86
Clemens, Bob (B) Pittsburgh	48	62	Faullner, Jeff (DL) Southern	94	90	Harleman, Dan (RB) Texas A&M	36	78/79
Clinkscales, Dextor (S) S.C. State	47	86	Feagins, Wiley (G) Houston	61	61/62	Hardin, Steve (OL) Oregon	66	96
Cofe, Mike (K) N.C. State	3	95	Feaster, Tom (T) Florida St.	79	56	Harness, Jim (B) Mississippi St.	20/41	56
Cogdill, Gail (E) Washington St.	80	68	Feastel, Grant (C) Abilene Christian	50	83/84	Harold, George (B) Allen	42	66/67
Cole, Terry (RB) Indiana	34	68/69	Federpiel, Joe (LB) Kentucky	50	81	Harper, Shawn (OT) Indiana	75	95
Coleman, Leonard (DB) Vanderbilt	31/47	85/87	Felts, Bob (B) Florida A&M	47	65	Harris, Joe (LB) Georgia Tech	50	82
Coley, James (TE) Clemson	87	91	Ferguson, Joe (QB) Arkansas	12	90	Harris, Wendell (DB) LSU	26	62/65
Collett, Elmer (G) SF State	66	73/77	Fernandes, Ron (DE) Eastern Mich.	73	76/79	Harrison, Bob (B) Ohio U.	20	61
Colquitt, Craig (P) Tennessee	5	87	Fields, Greg (DE) Grambling	79	79/80	Harrison, Dwight (DB) Texas A&M	28	78/79
Colterhany, Lloyd (E) Maryland	87	54/56				Harrison, Morgan (WR) Syracuse	88	96/00
Colvin, Jim (T) Houston	67/75	60/63				Hart, Jeff (T) Oregon State	68	79/83
Conjar, Larry (B) Notre Dame	48	69/70				Hatchett, Derrick (CB) Texas	42	80/83
Conley, Steven (LB) Arkansas	59	98				Hatway, Steve (LB) W. Virginia	58	84
Conlin, Chris (OL) Penn State	66	90/91				Hauck, Tim (DB) Montana	45	98
Cook, Fred (DE) So. Mississippi	72	74/80				*Havlik, Sam (B) Bucknell	17	69/71
*Cooke, Ed (E) Maryland	85	59				*Hawkins, Alex (B) S. Carolina	25	59/65
Cooks, Johnnie (LB) Miss. St.	98	82/88					67/68	
Coryatt, Quentin (LB) Texas A&M	55	92/97					87	
Cota, Chad (DB) Oregon	37	99/00						
Coutre, Larry (DB) Notre Dame	24	53						


## 2 0 0 1 I N D I A N A P O L I S C O L T S

Heimkreiter, Steve (LB) Notre Dame	58	80	*Joyce, Don (DE) Tulane	76/83	54-60	Manoa, Tim (RB) Penn State	44	91
Hempfl, Darryl (FS) W. Texas St.	27	82	Justin, Paul (QB) Arizona State	11	95-97	Maples, Butch (C) Baylor	53	63
Hendrix, Ted (LB) Miami (Fla.)	83	69.73	Justin, Sid (CB) Long Beach St.	44	82	*Marchetti, Gino (DE) USF	75/89	53-64
Hery, Bernard (WR) Arizona St.	88	82-85	Kaczmarek, Mike (LB) Southern Ill.	52	73			66
Hery, Steve (DB) Emporia State	44	81	Kalantzis, Mark (S) Hawaii	29	83-84	Marshall, Greg (DT) Oregon St.	66	78
Hepburn, Lonnie (CB) Texas So.	43	71-72	Kalmanir, Tom (B) Nevada	40	53	Martin, Jim (C) Notre Dame	47	63
Hermann, John (B) UCLA	20	56	Keane, Tom (DB) W. Virginia	21	53-54	Martin, Robbie (WR) Cal Poly-		
Herosian, Brian (S) Connecticut	29	73	Kearse, Tim (WR) San Jose St.	85	87	SLC	31/88	85-86
Herrmann, Mark (QB) Purdue	9	83-84, 90-92	Kellar, Scott (NT) N. Illinois	94	86-87	Martin, Sammy (WR) LSU	86	91
Herrad, Jeff (LB) Mississippi	54	86-98	Kennedy, Jimmie (TE) Colorado St.	85	75-77	Martin, Steve (DT) Missouri	90	96-98
Hester, Jessie (WR) Florida State	84	90-93	Kent, Joey (WR) Tennessee	16	00	Mason, Lindsey (OT) Kansas	79	83
Hetherington, Chris (RB) Yale	44	96-98	Kerkorian, Gary (QB) Stanford	18	54-56, 58	Mathews, Jason (OT) Tex. A&M	67/74	94-97
Heyward, Craig (RB) Pittsburgh	33	98			Mathias, Ric (DB) Wisc. LaCrosse	42	98	
Hickman, Dallas (LB) California	57	81	Kern, Rex (DB) Ohio State	44	71-73	Mathis, Dedric (DB) Houston	26	96-97
Hicks, Dwight (S) Michigan	29	86	Keur, Josh (TE) Michigan State	83	00	Matich, Trevor (OL) Brigham Young	64	92-93
Hilger, Rusty (QB) Oklahoma St.	7/12	90-91	Kiel, Blair (QB) Notre Dame	5	86-87	Mattes, Tom (RB) Ohio St.	27/41	61-72
*Hill, Jerry (LB) Wyoming	45	61, 63, 70	Kight, Danny (K) Augusta State	7	99-00	Mattes, Ron (OT) Virginia	75	92
*Hilton, Ray (DE) Jackson St.	75	65-73	King, Shawn (DE) NE Louisiana	96	99	Matthae, Frank (DL) Holy Cross	97	87
Hinton, Chris (G/T) Northwestern	85	83-89	Kirchiro, Bill (G) Maryland	64	62	*Matuzsak, Marv (B) Tulsa	64	59-61
Hinton, Chuck (DT) N. Carolina Col.	75	72	Kirchner, Mark (OT) Baylor	63	84, 86	Mauck, Carl (LB) So. Illinois	65	69
*Hinton, Ed (WR) Oklahoma	33	69-72	Kirkland, Mike (QB) Arkansas	15	76-78	*Maxwell, Tom (B) Texas A&M	42	69-70
Hoaglin, Fred (C) Pittsburgh	54	73	Krouse, Lou (T) Boston College	61	64	Maxwell, Vernon (LB) Arizona St.	56	83-84
Hobert, Billy Joe (QB) Washington	14	00	Klecko, Joe (NT) Temple	73	88	*May, Ray (LB) USC	56	70-72
Hogeboom, Gary (QB) C. Michigan	7	86-88	Knicht, Steve (OL) Tennessee	63/73	87-88	Mayo, Ron (TE) Morgan State	83	74
Holcomb, Kelly (QB) MTSU	13	96-00	Kofter, Matt (QB) San Diego State	12	85	McCall, Reese (TE) Auburn	86	78-82
Hollier, Dwight (LB) N. Carolina	56	00	Koman, Bill (G) North Carolina	65	56	McCauley, Don (RB) N. Carolina	23	71-81
Holloway, Cornell (DB) Pittsburgh	25	90-92	Kostelnik, Ron (T) Cincinnati	65	69	McClendon, Skip (DL) Arizona St.	95	92-93
Holmberg, Rob (LB) Penn State	59	98	Kovac, Ed (B) Cincinnati	43	60	McCloushey, Mike (HB) Penn State	49	87
Holmes, Darick (RB) Portland State	44	99	Krahl, Jim (DT) Texas Tech	90	79-80	McCloughan, Dave (DB) Colorado	42	91
Holsby, Bernard (DL) Duke	79	00	Krauss, Barry (LB) Alabama	55	79-88	McCoy, Tony (NT) Florida	61/94	92-99
Holt, John (CB) W. Texas State	21	86-88	Krause, Ray (DE) Maryland	78	58	McDaniel, Emmanuel (DB) E. Carolina	39	97-98
Horn, Dick (B) Stanford	18	58	Kunz, George (T) Notre Dame	75	75-77, 80	McDonald, Devon (LB) Notre Dame	57	83-91
Howe, Garry (DT) Colorado	72	94			McDonald, Quintus (LB) Penn St.	96	89-95	
Hudson, Nat (CG) Georgia	63	82	La Fleur, Greg (TE) LSU	83	86	McDougal, Kevin (RB) Colorado St.	43	00
Huff, Ken (G) N. Carolina	62	75-82	Laird, Bruce (DB) American Infl.	40	72-81	McElroy, Leland (RB) Texas A&M	34	99
Huffman, Darvell (WR) Boston U.	85	91	Landry, Greg (QB) Massachusetts	11	79-81	McElroy, Ray (DB) E. Illinois	40	95-98
Hugasian, Harry (B) Stanford	31	55	Langas, Bob (E) Wayne	83	54	McGregor, Keli (TE) Colorado St.	83	85
Humiston, Mike (LB) Weber St.	57	82, 84	Langbe, Bill (G) Dayton	66	53	McGuire, Kaipo (WR) Brig. Young 10/11	97	98
Humm, David (QB) Nebraska	10/11	81-82	Langhorne, Reggie (WR) Elizabeth City State	85	92-93	McHan, Lamar (QB) Arkansas	14/17	61-63
Humphrey, Ronald (RB) Ms. V. St.	25	94-95	LaPointe, Ron (TE) Penn State	85	80	McKinney, Steve (OG) Texas A&M	76	98-00
Humphries, Leonard (DB) Penn St.	23	94	Larson, Kurt (LB) Michigan State	59	89-90	McLamore, Chris (RB) Arizona	36	87
Hunley, LaMonte (LB) Arizona	56	85-86	*Larson, Lynn (T) Kansas St.	67	71-72	McLamore, Thomas (TE) Southern	81	95
Hunt, George (K) Tennessee	10	73	Laskey, Bill (LB) Michigan	51	71-72	McMillan, Chuck (B) John Carroll	31	54
Hunter, Ivy Joe (RB) Kentucky	45	89-90	Lauffer, Brian (RB) SE Ma. St.	21	91	McMillan, Randy (RB) Pittsburgh	32	81-86
Hunter, James (NT) USC	92	82	Leaks, Roosevelt (RB) Texas	48	75-79	McNanie, Sean (DL) San Diego St.	90	90
Huzar, John (RB) Pittsburgh	30/38	53-54	Leberman, Bob (B) Syracuse	40	54	McPhail, Buck (RB) Oklahoma	31	53
Hyde, Glenn (OT) Pittsburgh	65	82	*Lee, David (P) Louisiana Tech	49	66-78	McQuaid, Don (OL) Nevada-LV	60	88
Jackson, Ken (G) Texas	74	53-57	Lee, Keith (DB) Colorado State	42	85	Meadows, Adam (OT) Georgia	73	97-00
Jackson, Marcus (DL) Purdue	76	87	Lee, Monte (C) Texas	67	65	Memmler, Dale (G) Wyoming	67	66-67
Jackson, Mark (WR) Purdue	84	94	Lee, Ron (RB) West Virginia	34	76-78	Mendenhall, Ken (C) Oklahoma	57	71-80
Jackson, Victor (DB) Bowie State	39	86	Leewenburg, Jeff (OG) Colorado	58	96-98	Merritts, Jim (DL) West Virginia	65	87
Jackson, Waverly (OL) Virginia Tech	74	98-00	Leiding, Jeff (LB) Texas	92	86-87	Metcalf, Bo (FB) Baylor	28	84
Jacquet, Nate (WR) San Diego St.	18	97	Lesone, Jimmy (B) Virginia	31	54-55	Michaels, Lou (DE, K) Kentucky	79	64-69
James, Edgerrin (RB) Miami	32	99-00	Lester, Keith (TE) Murray St.	88	87	Mickers, Arnold (RB) Butler	27	96
James, John (LB) Texas	58	87	*Lewis, Harold (B) Houston	43	59	Middleton, Frank (RB) Florida A&M	43	84
James, Tommy (B) Ohio St.	42	56	Lewis, Joe (T) Compton	72	61	Mike-Mayer, Steve (K) Maryland	5	79-80
Jarvis, Ralph (DL) Temple	93	90	Linhart, Jim (K) Austria Tech.	2	74-79	Mildren, Jack (S) Oklahoma	11	72-73
Jaworski, Matt (LB) Colgate	59	91	Linn, Jack (OT) West Virginia	67	91	Miller, Brandon (DT) Georgia	65	00
*Jefferson, Roy (WR) Utah	87	70	Linne, Aubrey (E) TCU	87	61	Miller, Chuckie (DB) UCLA	28	88
Jenkins, Fletcher (DE) Washington	94	82	*Lipscomb, Gene (DT) Miller H.S.	76	56-60	Miller, Dan (K) Miami (Fla.)	1	82
Jenkins, Anthony (RB) Notre Dame	23	90-93	Little, Jack (T) Texas A&M	72	53-54	Miller, Eddie (WR) South Carolina	86	92-93
Johnson, Cornelius (G) Va. Union	61	68-72	Lockett, J.W. (B) Okla. Central	35	63	*Miller, Fred (DT) LSU	76	63-72
Johnson, Ellis (DT) Florida	62	95-00	*Logan, Jerry (DB) W. Texas State	20	63-72	Mills, Jim (T) Hawaii	76	83-84
Johnson, Ezra (DE) Morris Brown	90	88-89	Looney, Joe (DB) RB) Oklahoma	32	64	Mioduszewski, Ed (B) Wm. & Mary	26	53
Johnson, Gary Don (DT) Baylor	90	80	Lorick, Tony (RB) Arizona St.	33	64-67	Miranda, Paul (DB) Central Florida	21	99
Johnson, Greg (DT) Florida State	79	77	Lowdermilk, Kirk (C) Ohio State	63	93-96	Mitchell, Lydell (RB) Penn State	26	72-77
Johnson, Jason (C) Kansas St.	59/60	97-99	Lowry, Orlando (LB) Ohio St.	58/59	85-89	*Mitchell, Tom (TE) Bucknell	84	68-73
Johnson, Kelley (WR) Colorado	84	87	Luce, Derral (LB) Baylor	58	75-78	Montgomery, Monty (DB) Houston	34	97-99
Johnson, Marshall (WR) Hou.	29/80	75-78	Lush, Mike (DB) E. Stroudsburg St.	28	86	Mooney, Ed (LB) Texas Tech	58	72-73
Johnson, Wayne (QB) Georgia	18	89	Luther, Ed (QB) San Jose St.	11	86	Moore, Alvin (RB) Arizona State	23	83-84
Jones, Bert (QB) LSU	7	73-81	*Lyles, Lenny (DB) Louisville	26/43	58	Moore, Henry (LB) Arkansas	27	57
Jones, Brian (LB) Texas	56	91			Moore, Jimmy (G) Ohio State	65	81	
Jones, Bryant (DB) Toledo	33	87	Mackey, Dee (E) E. Texas St.	85	61-62	Moore, Larry (OL) Michigan	50/72	98-00
Jones, Isaac (WR) Purdue	15	99-00	*Mackey, John (TE) Syracuse	88	63-71	*Moore, Lenny (TE) Penn State	24	56-67
Jones, Joe (TE) Va. Tech	81	87	Macklin, David (DB) Penn State	27	00	Morgan, Stanley (WR) Tenn.	86/88	90
Jones, Mike (TE) Texas A&M	49	93	MacLead, Tom (LB) Minnesota	52	74-78	*Morrall, Earl (QB) Michigan St.	15	68-71
Jones, Richard (DB) Texas A&M	49	96	MacLum, Eric (OG) California	65	94-96	Morris, Rob (LB) Brigham Young	94	00
Jones, Ricky (LB) Tuskegee	51	80-83	*Maillard, Jack (RB) Williams	23/40	70	Morrison, Don (OT) Texas A&R	79	78
Jordan, Antony (LB) Vanderbilt	91	98	Maikowski, Don (QB) Virginia	7	93-94	Morrison, Steve (LB) Michigan	52/92	95-98
Jordan, Steve (K) USC	6	87	Mandrich, Tony (OT) Michigan St.	79	96-98	Mosier, John (TE) Kansas	88	72
Joseph, Vance (DB) Colorado	43	96	Manning, Peyton (QB) Tennessee	18	98-00	Moss, Roland (RB, TE) Toledo	44	69
						Moss, Zefross (OT) Alabama St.	73	89-94

Mrosko, Bob [TE] Penn State	88	91	Plummer, Chad [WR] Cincinnati	16/87	99-00	Shiners, John [G] Xavier	64	72
Muhammad, Mustafa [DB] Free. St	21/31	99-00	*Plunkett, Sherm [T] Md. St.	79	58-60	*Shinnick, Dan [LB] UCLA	66	57-68
Mumphord, Lloyd [CB] Texas So.	42	75-78	Pollard, Marcus [TE] Bradley	81	95-00	Shiver, Sanders [LB] Carson-New	54	76-83
Munsey, Nelson [CB] Wyoming	31	72-77	Poole, Barney [E] Army, Miss.	83	53	Shlapak, Boris [K] Michigan State	2	72
Murray, Dan [LB] E. Stroudsburg St.	52	89	Paole, Tyrone [DB] Fort Valley State	38	98-00	Shoulders, Darin [OT] Tulane	64	91
Murray, Walter [WR] Hawaii	86	86-87	Parter, Ricky [RB] Slippery Rock, Pa.	20	83	Shula, David [WR] Dartmouth	85	81
Murtha, Greg [OT] Minnesota	78	82	Parter, Ron [LB] Idaho	55	67-69	Shula, Dan [DB] John Carroll	25	53-56
*Mutscheller, Jim [E] Notre Dame	84	54-61	Parter, Tracy [WR] LSU	87	83-84	Siani, Mike [WR] Villanova	45	78-80
*Myers, Bob [T] Ohio St.	79	55	Potts, Roosevelt [RB] NE Louisiana	35/42	93-97	Simmons, Dave [LB] N. Carolina	60/96	83
*Myhra, Steve [LB] K. N. Dakota	65	57-61	Powell, Carl [D] Louisville	92	97	Simmons, John [CB] SMU	41	8
Myrlinski, Tom [OL] Tennessee	67	98	Pratt, Robert [G] N. Carolina	61	74-81	Simmons, Stacey [WR] Florida	85	9
Nagle, Browning [GB] Louisville	18	94	*Preas, George [T] VPI	60	55-65	Simonini, Ed [LB] Texas A&M	56	76-8
Naposki, Eric [LB] Connecticut	51	89	*Pricer, Billy [RB] Oklahoma	31	57-60	Simmons, Dave [T] Minnesota	60	74
Neal, Dan [C] Kentucky	50	73-74	Prior, Mike [DB] Illinois State	39	87-92	*Simpson, Jack [B] Florida	41	58-60
Neal, Leon [RB] Washington	20	96-97	Pruitt, James [WR] Cal. St.-Full.	49/86	88-89	Sims, Marvin [RB] Clemson	39	80-81
*Nelson, Andy [DB] Memphis St.	80	57-63	Pyle, Palmer [G] Michigan St.	62	60-63	Sims, Thomas [DB] Pittsburgh	92	92-94
*Nelson, Dennis [T] Illinois State	68	70-74	Quinn, Mike [QB] S.F. Austin	11	98	Sims, Tommy [S] Tennessee	45	86
Nettles, Doug [CB] Vanderbilt	30	74-79	Raba, Bob [TE] Maryland	85	80	Sinnot, John [OT] Brown	79	82
*Newsome, Billy [DE] Grambling	81	70-72	Radachowsky, George [DB] Boston College	21	84-85	Siragusa, Tony [NT] Pittsburgh	98	90-96
Nichols, Ricky [WR] East Carolina	80	85	Radecic, Scott [LB] Penn St.	52/97	90-95	Slutzker, Scott [TE] Iowa	84	96-97
*Nichols, Robbie [LB] Tulsa	52	70-71	Radosevich, George [C] Pitt.	52/72	54-56	Small, Torrance [WR] Alcorn State	87	98
Noble, James [WR] S.F. Austin	87	87	Raiff, Jim [G] Dayton	60	54	Smedley, Eric [DB] Indiana	40	99
Noga, Al [DE] Hawaii	99	94	Ramsey, Tom [QB] UCLA	14	89	*Smith, Billy Ray [T] Arkansas	74/83	61
Nottingham, Dan [RB] Kent State	48	71-73	Randle, Tate [CB] Texas Tech	35	83-86			63-70
Novak, Ken [DT] Purdue	74	76-77	Randolph, Thomas [DB] Kansas St.	27	99	*Smith, Bubba [DE] Michigan St.	78	67-71
*Nowatzke, Tom [RB] Indiana	34	70-72	Randsell, Bill [QB] Kentucky	9	88	Smith, Byron [DE] California	91	84-83
Nugent, Terry [QB] Colo. State	14	87	Ratigan, Brian [LB] Notre Dame	52	94	Smith, Ed [LB] Vanderbilt	52	80-81
Nunn, Freddie Joe [DE] Mississippi	93	94-96	Ray, John [OL] West Virginia	68	93	Smith, Holden [WR] California	84	82
Nussmeier, Doug [QB] Idaho	10	98	Raymond, Jerry [OG] Boston Col.	63	82	Smith, Hunter [P] Notre Dame	17	99-00
*Nutter, Buzz [C] VPI	50	54-60	*Reichgar, Bert [DB] K. Tenn.	44	53-59	Smith, Ollie [WR] Tennessee St.	80	73-74
		65	Reed, Glen [LB] BYU	58	86	Smith, Phil [WR] San Diego St.	86	83-84
Nwakorie, Chukie [DL] Purdue	91	99-00	Reese, Geoff [C] Washington St.	50	78	Smith, Zeke [LB] Auburn	61	80
Nyers, Dick [B] Indiana Central	21/80	56-57	Reed, Mark [QB] Moorhead St., Minn.	8	83	Smolinski, Mark [B] Wyoming	32	61-62
Oatis, Victor [WR] N.W. Louisiana	84	83	Reese, Guy [T] SMU	75	64-65	Snow, Justin [TE] Baylor	48	00
*O'Brien, Jim [K, WR] Cincinnati	80	70-72	Reid, Spencer [LB] BYU	56	99	Snyder, Pat [OL] Purdue	57	91
O'Dell, Stu [LB] Indiana	55	78	Remo, Roger [LB] Syracuse	90	87	Solt, Ron [OG] Maryland	66	84-88
Odum, Cliff [LB] Texas-Arlington	49/93	82-89	Renfro, Dean [B] N. Texas St.	20	55			92
Oldham, Ray [S] Mid. Tenn. St.	25	73-77	*Resler, Glenn [G] Penn State	62	65-74	*Sommer, Mike [RB] George Wash.	26	59-61
Olds, Bill [RB] Nebraska	38	73-75	Ressler, Glenn [G] Penn State	62	65-74	Spreyer, Cotton [WR] Texas	28	72-74
Olive, Bobby [WR] Ohio State	16/18	95-96	Rhodes, Danny [LB] Arkansas	56	74	*Spinney, Art [G] Boston Col.	63/81	53-60
Oliver, Hubert [FB] Arizona	30	86	*Richardson, Jerry [E] Wofford	87	59-60	Stablein, Brian [WR] Ohio St.	86	94-97
O'Neal, Calvin [LB] Michigan	51	78	Richardson, Willie [WR] Jackson St.	87	63-69	Stankovich, Harry [DE] N. Carolina	93	82
*O'Neal, Robert [DB] Clemson	32	93-94			71	Stargell, Tony [DB] Tenn. State	45	92-93
Ortko, Bob [LB] Penn State	51	87	Ricketts, Tom [OG] Pittsburgh	68	92	Stark, Rahn [P] Florida State	3	82-84
Orduña, Joe [RB] Nebraska	37	74	Riley, Butch [LB] Texas A&I	54	69	Staysniak, Joe [OT] Ohio State	79	92-93
*Orr, Jimmy [E] Georgia	28	61-70	Riley, Eugene [TE] Ball State	87	90	Stevens, Howard [RB] Louisville	27	75-77
Orvis, Herb [DT] Colorado	88	79-81	Rison, Andre [WR] Michigan St.	85/87	89	Stock, Mark [WR] VMI	10/15	54
*O'Steen, Dwayne [DB] San Jose St.	35	82	Robinson, Chris [G] Morgan State	66	54	Stone, Avoutis [B] Syracuse	41	58
Owens, Luke [T] Kent St.	72	57	Robinson, Freddie [DB] Alabama	47	87-88	Stonetracker, Steve [LB] Detroit	31	64-68
Owens, R.C. [E] Coll. of Idaho	27	62	Robinson, Glenn [DE] Oklahoma St.	71	75	Streeter, George [DB] Notre Dame	46	90
Ozzalowski, Mike [DE] Virginia	51/71	78-81	Rogers, Ron [LB] Georgia Tech	51	98	Strack, Dan [QB] Virginia Tech	12	88
Padjen, Gary [LB] Arizona St.	60/90	82-84	Roy, David [DT] Penn State	74	78	Strolinski, Mike [LB] Villanova	51	85
		87	Rowe, Andre [LB] Alabama	56	98	*Stukas, Charles [DB] Md. St.	47	67-72
Pagal, Mike [QB] Arizona State	18	82-85	Rudnick, Tim [DB] Notre Dame	43	74	Stynchula, Andy [T] Penn State	83	66-67
Pankey, Irv [OT] Penn State	75	91-92	Saar, Brad [LB] Ball State	59	87	*Sullivan, Dan [G, T] Boston Col.	71	62-71
Paris, William [OL] Michigan	79	91	Salisbury, Sean [QB] USC	8/13	87	Swoope, Craig [DB] Illinois	26	87-88
Parker, Anthony [DB] Arizona St.	43	89	Sally, Jerome [NT] Missouri	76	87	Sward, Sam [LB] Michigan	98	00
*Parker, Jim [T, G] Ohio St.	77	57-67	Salter, Bryant [DB] Pittsburgh	46	76	*Szczmalko, Dick [C, LB] Notre Dame	52	57-68
Parker, Steve [DE] E. Illinois	78	83-84	*Sample, John [DB] Maryland St.	44/47	58-60			82
Parrish, James [OL] Temple	75	93	Sanders, Glen [LB] Louisiana Tech	58	95	Tabor, Tom [DT] Baylor	76	82
Patera, Jack [LB] Oregon	61	55-57	*Sandusky, Alex [G] Clarion	68	54-66	Tallaferra, George [B] Indiana	20	53-54
Patton, Jerome [WR] Washington	86	98-00	*Sanford, Leo [C] Louisiana Tech	55	58	Taliefel, Carl [B] John Carroll	23	53-61
Patrick, Garin [OT] Louisville	64/68	95-97	Satterwhite, Howard [WR-KR]			Tate, David [DB] Colorado	49	94-97
Patten, Joel [OT] Duke	65	87-88	Sam Houston State	28	77	Taylor, David [TE] Catowba	64	73-79
Pear, Dave [DT] Washington	65	75	Saturday, Jeff [C] N. Carolina	63	99-00	Taylor, Hasea [DE] Houston	90	81
Pearson, Preston [RB] Illinois	26	67-69	Saul, Bill [LB] Penn State	50	62-63	Taylor, Jim Bob [QB] Georgia Tech	12	88
Pease, Willis [DE] Miami	96	92-93	Schlichter, Art [QB] Ohio State	10	82,	Taylor, Keith [DB] Illinois	27	89-91
*Pellington, Bill [LB] Rutgers	36/65	53-64			84-85	Teichman, Lance [DL] Texas A&M	99	94
Pelton, Mike [DL] Auburn	99	95	Schmiesing, Joe [DT-DE] N. M. St.	75	73	Thomas, Jesse [B] Michigan St.	40/41	55-57
Pepper, Gene [G] Mississippi	60	54	Schultz, William [OL] USC	74	90-93	Thomas, Mark [DL] N. Car. St.	75/90	98-00
Perkins, Bruce [RB] Arizona State	34	91	Scioli, Brad [DE] Penn State	99	99-00	Thomas, Marquise [LB] Miss.	94	81
*Perkins, Ray [WR] Alabama	27	67-71	Scott, Chris [DE] Purdue	95	84-85	Thomas, Ratchiff [LB] Maryland	51/55	98-00
Perry, Joe [RB] Compton	34	61-62	Scott, Freddie [WR] Amherst	86	74-77	Thomas, Spencer [DB] Washburn	66	81
Perryman, Jim [DB] Millikin	43	87	Scott, Freddie [WR] Penn State	15	98	Thompson, Arland [OG] Baylor	47	81
Petersen, Ted [OT] Eastern Illinois	71	84	Sharkey, Ed [G] Duke, Nevada	64	53	Thompson, Audra [WR] E. Tx. St.	21	62-63
Peterson, Gerald [T] Texas	76	56	*Show, George [QB] Oregon	14	55-58	Thompson, Don [DE] Richmond	83	81
Peterson, Mike [LB] Florida	52	99-00	Shelo, Kendall [DL] Southern	97	96-98	Thompson, Donnell [DE] N. Carolina	99	81
Petties, Neal [E] San Diego St.	84	64-66	*Sherrer, Dave [E] SMU	86	59	Thompson, Norm [DB] Utah	43	77-78
Pinkney, Reggie [DB] E. Carolina	37	79-81	Sherwin, Tim [TE] Boston Col.	83	81-87	Thompson, Ricky [WR] Baylor	88	76-77
Pitman, Charlie [RB] Penn St.	42	71	Shields, Burrell [B] John Carroll	31	55	Thornion, Reggie [WR] Bowl. Green	86	86
Plant, Ron [OL] Notre Dame	67	87	Shields, Lebron [G] Tennessee	73	60	Thorp, Dan [NT] Illinois	62/78/96	87-89
Plummer, Bruce [DB] Miss. St.	23	89	Shields, Paul [RB] Arizona	39	99-00	*Thurston, Fred [G] Valparaiso	64	98



Tamberlin, Pat (OT) Florida St. . . . .	68	89-90	Walker, Tony (LB) SE Mo. St. . . . .	92	90-93	Williams, Vaughn (DB) Stanford . . . . .	40	84
Toner, Ed (RB) Boston College . . . . .	28/44	92-94	Wallace, Jackie (S) Arizona . . . . .	20	75-76	Williams, Warren (RB) Miami . . . . .	44	93
Tongue, Marco (CB) Bowie St . . . . .	46	83	Walsh, Steve (QB) Miami . . . . .	4	99	Wilson, Abu (RB) Utah State . . . . .	37	98
Torretta, Gino (QB) Miami . . . . .	2	97	Ward, Jim (QB) Gettysburg . . . . .	16	67-69	Wilson, Butch (E) Alabama . . . . .	86	63-67
Toth, Zollie (RB) LSU . . . . .	36	53-54	Warren, Lamont (RB) Colorado . . . . .	21	94-98	Wilson, Jamie (OL) Marshall . . . . .	71	99
Troup, Bill (GB) S. Carolina . . . . .	12	74,	Washington, Charles (DB) Cameron . . . . .	46	89	Wilmot, Trevor (LB) Indiana . . . . .	96	95
		76-78	Washington, Joe (RB) Oklahoma . . . . .	20	78-80	Windauer, Bill (DT) Iowa . . . . .	65	73-74
Trudeau, Jack (QB) Illinois . . . . .	10	86-93	Washington, Marcus (LB) Auburn . . . . .	53	00	Wingate, Elmer (E) Maryland . . . . .	84/89	53
Tuinei, Van (DL) Arizona . . . . .	96	98	Washington, Ronnie (LB) NE Lou. . . . .	57	89	Winkler, Jim (T) Texas A&M 76/79/84 . . . . .	53	
Tullis, Willie (CB) Troy State . . . . .	42	87-88	Watts, Damon (DB) Indiana . . . . .	36	94-97	Winter, Blaise (DE) Syracuse . . . . .	96	84
Tupa, Tom (QB) Ohio State . . . . .	7	92	Weathers, Clarence (WR) Del. St. . . . .	85	89	Wisniewski, Leo (NT) Penn St. . . . .	69	82-84
Turner, Bake (E) Texas Tech . . . . .	30	62	Welch, Jim (B) SMU . . . . .	46	60-67	Wolford, Will (OT) Vanderbilt . . . . .	67	93-95
Turner, Floyd (WR) N.W. Lou. . . . .	85/88	94-95	West, Derek (OT) Colorado . . . . .	72	95-97	Womble, Royce (RB) N. Texas St. . . . .	26	54-57
Turner, Ricky (QB) Wash. State . . . . .	12	88	White, Bob (B) Stanford . . . . .	25	55	Wonsley, George (DB) Miss. St. . . . .	34	84-88
*Unitas, John (QB) Louisiana . . . . .	19	56-72	White, Brad (DT) Tennessee . . . . .	92	84-85	Wood, Mike (K) S.E. Missouri . . . . .	16	81-82
Utt, Ben (OG) Georgia Tech . . . . .	64	82-89	White, Stan (LB) Ohio State . . . . .	53/54	72-79	Woods, Mike (LB) Cincinnati . . . . .	59	79-81
Van Divier, Randy (T) Washington . . . . .	79	81	White, Will (DB) Florida . . . . .	21	93	Wooten, Tito (DB) NE Louisiana . . . . .	28	99
Van Dyne, Bob (G) Idaho . . . . .	67	74-80	Whittington, Bernard (DE) Indiana . . . . .	95	94-00	Workman, Vince (RB) Ohio State . . . . .	46	95-96
Vander Poel, Mark (OT) Col. . . . .	72/75	91-92	Widell, Doug (OG) Boston College . . . . .	64	96-97	*Wright, George (DT) Houston . . . . .	60/74	70-71
Vanderbeek, Matt (LB) Mich. St. . . . .	58	90-92	Wiegmann, Casey (OL) Iowa . . . . .	68	96	Wright, Johnnie (RB) S.C. Col. . . . .	38	82
Vanderjagt, Mike (K) West Virginia . . . . .	12	98-00	Wilkinson, Daryl (DE) Houston . . . . .	92	81	Wright, Steve (T) Northern Iowa . . . . .	73	83-84
Vary, Mike (LB) Northwestern . . . . .	51	75	Wilkins, Terrence (WR) Virginia . . . . .	80	99-00	Wright, Terry (DB) Temple . . . . .	27/40	87-88
Venuto, Jay (QB) Wake Forest . . . . .	14	81	Williams, John (RB) Wisconsin . . . . .	40	87	Yaboah-Kodie, Phil (LB) Penn St. . . . .	57	96
Verdin, Clarence (WR) SW Lou. . . . .	83	88-93	*Williams, John (G) Minnesota . . . . .	75	68-71	Yohn, Dave (C) Gettysburg . . . . .	51	62
Vessels, Billy (RB) Oklahoma . . . . .	21	56	Williams, Josh (DT) Michigan . . . . .	96	00	Young, Anthony (DB) Temple . . . . .	37	85
Vickers, Kipp (OL) Miami . . . . .	71	93-97	Williams, Kendall (CB) Arizona St. . . . .	44	83	Young, Buddy (B) Illinois . . . . .	22	53-55
Virtus, Scott (DE) San Fran. CC. . . . .	94	84-85	Williams, Kevin (WR) USC . . . . .	21	81	Young, Dave (TE) Purdue . . . . .	81/86	83-84
*Vogel, Bob (T) Ohio St. . . . .	72	63-72	Williams, Newton (RB) Arizona St. . . . .	39	83	Young, Dick (B) Chattanooga . . . . .	24/31	55-56
Van der Ahe, Scott (LB) Arizona St. . . . .	51	97	Williams, Olyver (WR) Illinois . . . . .	86	85-86	Young, Fred (LB) New Mex. St. . . . .	56	88-90
*Volk, Rick (DB) Michigan . . . . .	21	67-75	Williams, Payton (DB) Fresno State . . . . .	28	00	Zabel, Steve (LB) Oklahoma . . . . .	58	79
Woelcher, Henry (DE) Nebraska . . . . .	71	83-84	Williams, Sid (LB) Southern . . . . .	64	68	Zgonina, Jeff (DL) Purdue . . . . .	90	98
Walczak, Mark (TE) Arizona . . . . .	83/84	87	Williams, Steve (DT) Western Car . . . . .	74	74			



**K-Bert Rechichar turned in one of the most outstanding individual performances in the Colts' first game in 1953. In a 13-9 upset of Chicago on September 27, Rechichar returned a second-quarter interception 36 yards for a score, then made NFL history by booting a 56-yard field goal just before the half. The field goal was Rechichar's first career attempt, and it broke the league record for the longest field goal (54 yards by Detroit K-Glenn Presnell at Green Bay on October 7, 1934). Rechichar's kick stood as the NFL record for 17 seasons.**

The following players and coaches were members of the Baltimore Colts teams that played in the All American Football Conference and then in the NFL during the 1947-1950 seasons.

**COACHES**

Campofreda, Nick - W. Md.	1947	Edmonds, Don - Indiana	1947	Miner, Wayne - Notre Dame	1950
Conkright, Bill - Oklahoma	1949	Hewlett, Andy - Davidson	1947	O'Rourke, Chas. - Boston College	1949
Crow, Clem - Notre Dame	1950	Hunt, Joel - Texas A&M	1947	Pirro, Rocco - Catholic U.	1950
DeHippo, Lou - Fordham	1948	Isbell, Cecil - Purdue	1947-49	Sidham, Tom - Haskell	1947-48
Driskill, Walter - Colorado	1949	Michalske, Mike - Penn State	1949	Taylor, John - Ohio State	1947

**PLAYERS**

Akins, Frank (B) Washington St.	47	Grossman, Rex (B) Indiana	74	47-48	Nowaskey, Bob (DE) Washington	52	48-50	
Artoe, Lee (T) Santa Clara, Calif.	44	48	Groves, George (G) Marquette	37	48	Oristaglio, Bob (E) Penn	57	50
Averno, Sisto (G) Muhlenberg	32	50	Handley, Dick (C) Fresno State	24	47	O'Rourke, Chas. (B) Boston Col.	66	48-49
Barwegen, Dick (G) Purdue	31	48-49	Hekkers, George (T) Wisconsin	44	47	Owens, Jim (E) Oklahoma	59	50
Baumgartner, Bill (E) Minnesota	29	47	Higgins, Luke (G) Notre Dame	31/32/38	47	Page, Paul (B) SMU	88	49
Bechtel, Hub (E) Texas	57	47-49	Hillenbrand, Bill (B) Indiana	82	47-48	Parina, Bob (B) Princeton	84	50
Beson, Warren (C) Minnesota	32	49	Jagade, Harry (B) Indiana	76	49	Parpich, George (T) Georgetown	48	47
Berezney, Pete (T) Notre Dame	47	48	Jenkins, Jon (T) Dartmouth	47	49-50	Pfohl, Bob (B) Purdue	85	48-49
Black, John (B) Mississippi State	85	47	Jensen, Bob (E) Iowa State	54	50	Phillips, Mike (C) W. Maryland	21	47
Blanda, George (QB) Kentucky	64	50	Jones, Ralph (E) Alabama	52	47	Poole, Oliver (E) Mississippi	54	48
Blandin, Ernie (T) Tulane	41	48-50	Kasop, Mike (T) Ill & Purdue	46	47	Prewitt, Felto (C) Tulsa	20	49
Blount, Lamar (C) Mississippi St.	59	47	Kelly, Bob (B) Notre Dame	89	49	Rich, Herb (B) Vanderbilt	87	50
Brown, Hardy (LB) Tulsa	73	50	King, Ed (G) Boston College	34	50	Ruthstrom, Ralph (B) SMU	84	49
Buksar, George (B) Purdue, USF	77	50	Kingery, Wayne (B) LSU	80	49	Salata, Paul (E) USC	51	50
Burk, Adrian (QB) Baylor	68	50	Kissell, Vito (B) Holy Cross	72	50	Schweder, John (G) Penn	37/66	50
Campbell, Leon (B) Arkansas	78	50	Klug, Al (T) Marquette	38/41	47-48	Schwenk, Bud (B) Wash. U.	40/64	47
Case, Ernie (B) UCLA	67	47	Kodba, Joe (C) Purdue	28	47	Sidorik, Alex (T) Miss. St.	44	48-49
Castiglia, Jim (B) Georgetown	29	47	Konetsky, Floyd (E) Florida	54	47	Sigurdson, Sig (E) Lutheran	56	47
Coleman, Herb (C) Notre Dame	22/29	48	Landrigan, Jim (T)			Simmons, Jack (G) Detroit	32	47
Collins, Albin (B) LSU	88	50	Holy Cross-Dartmouth	59	47	Sinkwich, Frank (B) Georgia	76	47
Colo, Don (T) Brown	45	50	Leicht, Jake (B) Oregon	81	48-49	Smith, Joe (E) Texas Tech	56	48
Cooper, Ken (C) Vanderbilt	33	49-50	Leonard, Bill (E) Notre Dame	54	49	Spaniel, Frank (B) Notre Dame	85	50
Corley, Elbert (C) Mississippi State	22	48	Lio, Augie (G) Georgetown	37	47	Spavital, Jim (B) Okla. A&M	76	50
Cowan, Bob (C) Indiana	83	49	Livingstone, Bob (B) Notre Dame	86	50	Spinney, Art (G) Boston College	53	50
Crisler, Hal (E) San Jose State	56	50	Madar, Elmer (E) Michigan	53	47	Sprull, Jim (T) Rice	46	48-49
Cure, Armand (B) Rhode Island		47	Maggioli, Achille (B) Notre Dame	80	50	Stewart, Ralph (C) Missouri-N.D.	20	48
Davis, Lamar (E) Ga. Tech	51	47-49	Marino, Vic (G) Ohio State	34	47	Stone, Bill (B) Bradley	82	49-50
Dellerba, Spiro (B) Ohio State	71/77	48-49	Maves, Earl (B) Wisconsin		48	Sylvester, John (B) Temple	83	48
Donovan, Art (DT) Boston Col.	49/70	50	Mayne, Lew (B) Texas	88	48	Terrell, Ray (B) Mississippi	83	47
Dudish, Andy (B) Georgia	88	47	Mazzanti, Gino (B) Arkansas	83	50	Tillman, Alonzo (C) Oklahoma	22	49
Fauce, Everett (B) Minnesota		49	McCormick, Len (C) Baylor	28	48	Title, Y.A. (QB) LSU	63	48-50
Filchack, Frank (B) Indiana	64	50	Mellus, John (T) Villanova	48	47-49	Trebotich, Ivan (B) St. Mary's	77	47
Fletcher, Arthur (E) Washburn	53	50	Mertes, Bus (B) Iowa	73	47-48	Vacanti, Sam (B) Nebraska	67/69	48-49
Fowler, Aubrey (B) Arkansas	80	48	Meyer, Gil (E) Wake Forest	55	47	Vardian, John (B) Ft. Pierce	87	47-48
French, Barry (G) Purdue	35	47-50	Moble, Rudy (B) Hardin-Simmons	81	47	Wedemeyer, Herman (B) St. Mary's	87	49
Galvin, John (B) Purdue	63	47	Murray, Earl (G) Purdue	30	50	Williams, Joel (C) Texas	22	50
Gambino, Lucien (B) Maryland	77/89	48-49	Mutryn, Chet (B) Xavier	81	50	Williams, Windell (E) Rice	53	47
Garrett, Bill (G) Miss. St.	30	48-49	Nelson, Bob (C) Baylor	28	50	Wright, John (B) Maryland	71	47
Getchell, Gorham (E) Temple	59	47	Nemeth, Steve (B) Notre Dame	48	47	Yokas, Frank (G) Great Lakes NTS	30	50
Gillory, Byron (B) Texas		49	Nolander, Don (C) Minnesota		47	Zalejski, Ernie (B) Notre Dame	89	50
Grain, Ed (G) Penn	33/45	47-48	North, John (E) Vanderbilt	55	48-50	Zorich, George (G) Northwestern	33	47

**THE FAMILY TREE**

**Franchise Years**  
1944-48

1949  
1950-51  
1952  
1953-83  
1984-

**Club Name**  
Boston Yanks  
(Founded by Kate Smith and Ted Collins)  
New York Bulldogs  
New York Yanks  
Dallas Texans  
Baltimore Colts  
Indianapolis Colts

**Home Field**  
Fenway Park

Polo Grounds  
Yankee Stadium  
Cotton Bowl  
Memorial Stadium  
Hoosier/RCA Dome

# ALL-TIME JERSEY NUMBERS

## (1947-2000)

- | No. | Name  | No. | Name  |
|-----|---|-----|---|
| 1   | (1) Dan Miller  |     |   |
| 2   | (5) Raul Allegre, Tim Brown, Toni Linhart, Boris Shlapak, Gino Torretta   |     |   |
| 3   | (2) Mike Cofer, Rahn Stark  | 29  | (12) Don Alley, *Bill Baumgartner, Jason Belsler, *Jim Castiglia, *Herb Coleman, Eric Dickerson, Jitter Fields, Ben Garry, Brian Herosian, Dwight Hicks, Marshall Johnson, Mark Kafentzis   |
| 4   | (4) Dean Biasucci, Mike Bragg, Jim Harbaugh, Steve Walsh  | 30  | (16) Larry Anderson, Melvin Carver, Joe Cribbs, Willie Franklin, *Bill Garrett, Ron Gardin, Lennox Gordon, Derwin Gray, Alvin Haymond, John Huzvar, *Earl Murray, Doug Natfles, Hubert Oliver, Bake Turner, Abu Wilson, *Frank Yokas  |
| 5   | (4) Dean Biasucci, Craig Colquitt, Blair Kiel, Steve Mike-Mayer   | 31  | (20) Michael Ball, *Dick Barwegan, Dick Bielski, Leonard Coleman, Clifton Crosby, Zachary Dixon, Perry Lee Dunn, Derrick Frazier, *Luke Higgins, Harry Hugasian, Jimmy Lesane, Robbie Martin, Chuck McMillan, Buck McPhail, Mustafah Muhammad, Nelson Munsey, Billy Pricer, Burrell Shields, Steve Stonebreaker, Dick Young |
| 6   | (1) Steve Jordan  | 32  | (13) *Sisto Averno, *Warren Beson, Ken Clark, Nate Craddock, Zack Crockett, Mike Curtis, *Luke Higgins, Edgerrin James, Joe Dan Looney, Randy McMillan, Robert O'Neal, *Jack Simmons, Mark Smalinski  |
| 7   | (7) Craig Erickson, Rusty Hilger, Gary Hogeboom, Danny Kight, Bert Jones, Don Majkowski, Tom Tupa   | 33  | (12) Abdul-Karim al-Jabbar, Ashley Ambrose, *Ken Cooper, Curtis Dickey, *Ed Grain, Clif Grace, Brandon Hall, Craig Heyward, Eddie Hinton, Bryant Jones, Tony Loric, *George Zurich  |
| 8   | (2) Sean Salisbury, Mark Reed   | 34  | (13) Bob Baldwin, Ray Buchanan, Terry Cole, Jeff Delaney, *Ed King, Ron Lee, Leeland McElroy, Bruce Perkins, *Vic Marino, Monty Montgomery, Tom Nowatzke, Joe Perry, George Wonsley   |
| 9   | (4) Kerry Brady, Mike Garrett, Mark Herrmann, Bill Ransdell   | 35  | (12) Alan Ameche, Conrad Clarks, Rodney Culver, Ted Davis, Glenn Doughty, Jim Duncan, *Barry French, Steven Hall, J.W. Lockett, Dwayne O'Steen, Roosevelt Potts, Tate Randle  |
| 10  | (9) Wendell Davis, Bucky Dilts, David Humm, George Hunt, Kaipo McGuire, Doug Nussmeier, Art Schlichter, Mark Stock, Jack Trudeou  | 36  | (11) Don Anderson, John Andrews, John Baylor, Barry Brown, Norm Bulaich, Jim Finn, Don Hardeman, Chris McInnere, Bill Pellington, Zollie Toth, Damon Watts  |
| 11  | (9) Bob Gagliano, Jeff George, David Humm, Paul Justin, Greg Landry, Ed Luther, Kaipo McGuire, Jack Mildren, Mike Quinn   | 37  | (10) Ocie Austin, Chuck Banks, Chad Cota, Chris Goode, *George Groves, *Augie Lio, Joe Orduina, Reggie Pinkney, *John Schweder, Anthony Young   |
| 12  | (11) Kerwin Bell, Joe Ferguson, Jerry Golsteyn, Jim Harbaugh, Rusty Hilger, Matt Kaffer, Don Strock, Jim Bob Taylor, Bill Troup, Ricky Turner, Mike Vanderjagt  | 38  | (7) Eugene Daniel, *Luke Higgins, John Huzvar, *Al Klug, Bill Olds, Tyrone Poole, Johnnie Wright  |
| 13  | (2) Kelly Holcomb, Sean Salisbury   | 39  | (9) John Covington, Hubert Ginn, Victor Jackson, Richard Jones, Emmanuel McDaniel, Mike Prior, Paul Shields, Marvin Sims, Newton Williams   |
| 14  | (10) Jess Atkinson, Cary Blanchard, Ed Brown, Marty Damres, Billy Joe Hobert, Lamar McHan, Terry Nugent, Tom Ramsey, George Shaw, Jay Venuto  | 40  | (13) Pat Ballage, Bobby Boyd, Tom Kalmanir, Bruce Laird, Bob Leberman, Jack Maitland, Ray McElroy, Wilson Schwenk, Eric Smedley, Jesse Thomas, John L. Williams, Vaughn Williams, Terry Wright  |
| 15  | (8) Gary Cuozzo, Chris Daering, Jerry Golsteyn, Isaac Jones, Mike Kirkland, Earl Morrall, Freddie Stork, Mark Stock   | 41  | (8) *Ernie Blandin, Jim Harness, *Al Klug, Tom Matte, John Simmons, Jack Simpson, Avatus Stone, Jesse Thomas  |
| 16  | (5) Joey Kent, Bobby Olive, Chad Plummer, Jim Ward, Mike Wood   | 42  | (12) Gordon Brown, George Harold, Derrick Hatchett, Tommy James, Keith Lee, Ric Mathias, Tom Maxwell, Dave McCloughan, Lloyd Mumphord, Charlie Pittman, Roosevelt Potts, Willie Tullis  |
| 17  | (7) Ray Brown, Chris Chandler, Fred Enke, Chris Gardocki, Sam Havrilak, Lamar McHan, Hunter Smith   | 43  | (12) Scott Greene, Lonnie Hepburn, Vance Joseph, Ed Kovac, Harold Lewis, Lenny Lyles, Kevin McDougall, Frank Middleton, Anthony Parker, Jim Perryman, Tim Rudnick, Norm Thompson  |
| 18  | (11) Eugene Benhart, Ben Bronson, Cotton Davidson, Dick Flowers, Dick Horn, Nate Jacquet, Gary Kerkorian, Peyton Manning, Browning Nagle, Bobby Olive, Mike Pagel   | 44  | (19) Gerald Allen, *Lee Artoe, lyle Blackwood, Maurice Carthon, Owen Gill, *George Hekkers, Steve Henry, Chris Hetherington, Darick Holmes, Sid Justin, Rex Kern, Tim Manoa, Roland Moss, Bert Rechichar, John Sample, *Al Sidarik, Ed Toner, Kendall Williams, Warren Williams   |
| 19  | (3) Cotton Davidson, Jack DeBello, John Unitas<br><b>RETIRED FOR JOHN UNITAS</b>  | 45  | (11) James Burroughs, *Don Colo, Craig Curry, L.G. Dupre, *Ed Grain, Tim Hauck, Jerry Hill, Ivy Joe Hunter, Mike Siani, Tommy Sims, Tony Stargell   |
| 20  | (15) Albert Bentley, Jeff Burris, Milt Davis, Jim Harness, Bob Harrison, John Hermann, Jerry Logan, Leon Neal, Ricky Porter, *Feldo Prewitt, Dean Renfro, *Ralph Stewart, George Toliaferro, Jackie Wallace, Joe Washington                                   | 46  | (11) Kantroy Barber, Leonard Dunlap, *Mike Kasap, Bryant Salter, *Jim Spruill, George Streeter, Spencer Thomas, Marco Tongue, Charles Washington, Jim Welch, Vince Workman  |
| 21  | (17) Walter Bryan, Cotton Davidson, Art DeCarlo, John Holt, Tom Keane, Brian Lattimore, Paul Miranda, Mustafah Muhammad, Dick Nyers, *Mike Phillips, George Radachowsky, Aundra Thompson, Billy Vessels, Rick Volk, Lamont Warren, Will White, Kevin Williams | 47  | (13) Billy Austin, Tim Baylor, *Peter Berezny, Larry Braziel, Daxton Clinkscale, Leonard Coleman, Bob Felts, Gary Glick, *Jon Jenkins, Jim Martin, Freddie Robinson, John Sample, Charlie Stukes  |
| 22  | (5) *Herb Coleman, *Elbert Corley, *Alonzo Tillman, *Joel Williams, Buddy Young<br><b>RETIRED FOR BUDDY YOUNG</b>   |     |   |
| 23  | (11) Kenny Daniel, Art DeCarlo, Keith Elias, Leonard Humphries, Anthony Johnson, Jack Maitland, Dedic Mathis, Don McCauley, Alvin Moore, Bruce Plummer, Carl Taseff   |     |   |
| 24  | (4) Larry Coutre, *Dick Handley, Lenny Moore, Dick Young<br><b>RETIRED FOR LENNY MOORE</b>  |     |   |
| 25  | (11) Robert Blackman, Tom Bleick, John Call, Tom Curtis, Nesby Glasgow, Alex Hawkins, Cornell Holloway, Ronald Humphrey, Roy Oldham, Don Shula, Bob White   |     |   |
| 26  | (15) Kim Anderson, Pat Ballage, Tony Blevins, Dewell Brewer, Alan Grant, Carlton Gray, Wendell Harris, Lenny Lyles, Dedic Mathis, Ed Miaduszewski, Lydell Mitchell, Preston Pearson, Mike Sommer, Craig Swoope, Royce Womble                                  |     |   |
| 27  | (16) Rico Clark, Preston Davis, Curtis Dickey, Hubert Ginn, Clif Grace, Darrell Hemphill, Tom Matte, Dave Macklin, Arnold Mickens, Henry Moore, R.C. Owens, Roy Perkins, Thomas Randolph, Howard Stevens, Keith Taylor, Terry Wright                          |     |   |
| 28  | (17) Lee Davis, Marshall Faulk, Cleveland Franklin, Perry Griggs, Dwight Harrison, *Joe Koda, Mike Lush, *Len McCormick,  |     |   |

- No. Name**
- 48 (8)** Mark Bell, Bob Clemens, Larry Conjar, Donnie Dee, Roosevelt Leaks, \*John Mellus, Don Nottingham, Justin Snow
- 49 (11)** Jason Burleson, \*Art Donovan, Mike Jones, David Lee, Mike McCloskey, \*Steve Nemeth, Cliff Odom, \*George Perpich, James Pruitt, \*Al Sidorik, David Tate
- 50 (13)** Elijah Alexander, Duane Bickett, Forrest Blue, Bill Curry, Brad Ecklund, Grant Feasel, \*Joe Federspiel, Joe Harris, Larry Moore, Dan Neal, Buzz Nutter, Geoff Reece, Bill Soul
- 51 (21)** Trev Alberts, Chip Banks, Tony Bertuca, Jeff Brady, \*Lamar Davis, Phillip Glover, Bob Grant, Kevin Hancock, Ricky Jones, Bill Laskey, Eric Naposki, Calvin O'Neal, Bob Onko, Mike Ozdowski, Ron Rogers, \*Paul Salata, Mike Stofolino, Ratcliff Thomas, Mike Varty, Scott Von der Ahe, Dave Yahn
- 52 (17)** Greg Bracelin, Ricky Chatman, Randy Edmunds, Lee Gross, \*Ralph Jones, Mike Kaczmarek, Tom MacLeod, Steve Morrison, Dan Murray, Robbie Nichols, \*Bob Nowaskey, Mike Peterson, Scott Rodecic, George Radosevich, Brian Ratigan, Ed Smith, Dick Szymanski
- 53 (13)** Michael Barber, Tom Beutler, Sammie Burroughs, Paul Butcher, Ron Donaldson, \*Arthur Fletcher, Dennis Gaubatz, \*Elmer Madar, Butch Maples, \*Art Spinney, Marcus Washington, Stan White, \*Windell Williams
- 54 (12)** Phillip Armour, Bill Benjamin, Tom Goode, Jeff Herrod, Fred Hoaglin, \*Bob Jensen, \*Floyd Konetsky, \*Bill Leonard, \*Oliver Poole, Butch Riley, Sanders Shiver, Stan White
- 55 (11)** Jackie Burkett, John Campbell, Quentin Coryatt, Dan Dickel, Bob Krauss, \*John North, \*Gil Meyer, Stu O'Dell, Ron Porter, Leo Sanford, Ratcliff Thomas
- 56 (15)** Tony Bennett, \*Hal Crisler, Ed Grimsley, Dwight Hollier, LaMonte Hunley, Brian Jones, Vernon Maxwell, Roy May, Spencer Reid, Danny Rhodes, Andre Royal, \*Sig Sigurdson, Ed Simonini, \*Joe Smith, Freddy Young
- 57 (12)** Dave Ahrens, \*Hub Bechtel, Bertrand Berry, Brian Bulluck, Dallas Hickman, Mike Humiston, Devon McDonald, Ken Mendenhall, \*Bob Oristaglio, Pat Snyder, Ronnie Washington, Phil Yeboah-Kodie
- 58 (13)** Mark Cannon, Cedric Figaro, Steve Hathaway, Steve Heimkreiter, June James, Jay Leeuwenburg, Orlando Lowry, Derrel Luze, Ed Mooney, Glen Redd, Glen Sanders, Matt Vanderbeek, Steve Zabel
- 59 (14)** \*Lamar Blount, Stan Cherry, Jim Cheyunski, \*Garham Getchell, Stephen Grant, Rob Holmberg, Matt Jaworski, Jason Johnson, \*Jim Landrigan, Kurt Larson, Orlando Lowry, \*Jim Owens, Brad Saar, Mike Woods
- 60 (11)** Sisto Averno, Ron Baker, Mark Boggs, Jason Johnson, Dan McQuaid, Gary Padjen, Gene Pepper, George Preas, Jim Raiff, Dave Simonson, George Wright
- 61 (10)** Dan Bailey, Dick Barwegen, Wiley Feagin, Marshaene Graves, Cornelius Johnson, Lou Kirouac, Tony McCoy, Jack Patera, Robert Pratt, Zeke Smith
- 62 (9)** George Achica, Alex Agose, Brian Baldinger, Jeff Criswell, Ken Huff, Ellis Johnson, Palmer Pyle, Glenn Ressler, Don Thorp
- 63 (12)** Mike Barnes, Brian Blados, Norman Davis, \*John Galvin, Nat Hudson, Mark Kirchner, Steve Knight, Kirk Lowdermilk, Gerry Raymond, Jeff Saturday, Art Spinney, \*Y.A. Tittle
- 64 (16)** \*George Blanda, Larry Chester, \*Frank Filchcock, Bill Kirchiro, Trevor Match, Marv Matuszak, Garin Patrick, \*Wilson Schwenk, Ed Sharkey, John Shiners, Darin Shoulters, David Taylor, Fred Thurston, Ben Utt, Doug Widell, Sid Williams
- 65 (17)** Jim Bailey, Joey Barnes, Ellis Gardner, Frank Giannetti, Glenn Hyde, Bill Koman, Ron Kostelnik, Eric Mahlum, Carl Mauck, Jim Merritts, Brandon Miller, Jimmy Moore, Steve Myhra, Joel Patten, Dave Pear, Bill Pellington, Bill Windhauer
- 66 (13)** Ernie Cheatham, Eugene Chung, Elmer Collett, Chris Conlin, Chris Foote, Steve Hardin, Bill Lange, Greg Marshall, \*Charles O'Rourke, Charley Robinson, \*John Schweder, Don Shinnick, Ron Solt
- 67 (17)** Roger Caron, \*Ernie Case, Jim Colvin, Doug Eggers, Stan Eisenhoath, Dan Grimm, Lynn Larson, Jack Linn, Monte Lee, Jason Mathews, Dale Memmelar, Tom Myslinski, Ron Plantz, Arland Thompson, \*Sam Vacanti, Bob Van Dyne, Will Wolford
- No. Name**
- 68 (11)** Willie Broughton, \*Adrian Burk, Milt Carthenis, Jeff Hart, Dennis Nelson, Garin Patrick, John Ray, Tom Ricketts, Alex Sandusky, Pat Tomberlin, Casey Wiegmann
- 69 (6)** Sid Abramowitz, Randy Dixon, Ben Gilbert, Wade Griffin, \*Sam Vacanti, Leo Wisniewski
- 70 (1)** Art Donovan  
**RETIRED FOR ART DONOVAN**
- 71 (12)** Jon Blackman, Kevin Call, \*Spiro Dellerba, Mike Ozdowski, Gery Palmer, Ted Peterson, Glenn Robinson, Dan Sullivan, Kipp Vickers, Henry Waechter, Jamie Wilson, \*John Wright
- 72 (19)** Karl Baldischwiler, Shane Bonham, Kevin Call, Fred Cook, Pat Cunningham, Byron Darby, Steve Durham, Mike Fultz, Garry Howe, \*Vito Kissell, Joe Lewis, Jack Little, Larry Moore, Luke Owens, George Radosevich, Tim Ridder, Mark Vander Pool, Bob Vogel, Derek West
- 73 (16)** Richard Amman, Sam Ball, \*Hardy Brown, Joe Campanella, Cleveland Crosby, Ron Fernandez, Rusty Ganas, Ed George, Tom Gilburg, Joe Klecko, Steve Knight, Adam Meadows, \*Bus Mertes, Zelross Moss, Lebron Shields, Steve Wright
- 74 (15)** Sid Abramowitz, Bob Brotzki, Roger Caron, Tom Drougas, Chris Gambol, \*Rex Grossman, Ken Jackson, Waverly Jackson, Jason Mathews, Ken Novak, Dave Rowe, Bill Schultz, Billy Ray Smith, Steve Williams, George Wright
- 75 (17)** Troy Auzenne, Jim Colvin, Terry Crouch, Cecil Gray, Shawn Harper, Chris Hinton, Chuck Hinton, George Kunz, Gino Marchetti, Ron Mattes, Irv Pankey, James Parrish, Guy Reese, Joe Schmiesing, Mark Thomas, Mark Vander Pool, John Williams
- 76 (15)** Sam Clancy, Joe Ehrmann, Marcus Jackson, \*Harry Jagade, Dan Joyce, Gene Lipscomb, Steve McKinney, Fred Miller, Jim Mills, Gerald Petersen, Jerome Sally, \*Frank Sinkwich, \*Jim Spavital, Tom Tabor, Jim Winkler
- 77 (6)** \*George Buxsar, \*Spiro Dellerba, Tom Finnen, \*Lucien Gambino, Jim Parker, \*Ivan Trebotich  
**RETIRED FOR JIM PARKER**
- 78 (12)** Leon Campbell, Dick Charovich, John Diehl, John Dutton, Tim Foley, Tank Glenn, Jon Hand, Ray Krouse, Greg Murtha, Steve Parker, Bubba Smith, Don Thorp
- 79 (20)** Harvey Armstrong, Jim Bailey, Andy Ekern, Steve Emtman, Tom Faenster, Greg Fields, Shawn Halfann, Bernard Halsey, Greg Johnson, Tony Mandarich, Lindsey Mason, Lou Michaels, Bob Myers, Don Morrison, Bubba Paris, Sherman Plunkett, John Sinnot, Joe Staysniak, Randy Van Divier, Jim Winkler
- 80 (18)** Aaron Bailey, Jack Bighaud, Monte Brethauer, Bill Brooks, Steve Bryant, Roy Butler, Gail Cogdill, Aaron Cox, \*Aubrey Fowler, Marshall Johnson, \*Wayne Kingery, \*Achille Maggiali, Andy Nelson, Ricky Nichols, Dick Nyers, Jim O'Brien, Ollie Smith, Terrence Wilkins
- 81 (15)** Charles Arubuckle, Pat Beach, Ordell Braase, Roger Carr, Carlos Etheredge, Bernie Flowers, Joe Jones, \*Jake Leicht, Thomas McLamore, \*Rudy Mobley, \*Chet Mutryn, Billy Newsome, Marcus Pollard, Art Spinney, Dave Young
- 82 (4)** Raymond Berry, Dan Edwards, \*Billy Hillenbrand, \*Billy Stone  
**RETIRED FOR RAYMOND BERRY**
- 83 (21)** Mack Alston, Bradford Banta, \*Bob Cowan, Greg Hawthorne, Ted Hendricks, Don Joyce, Josh Keur, Greg LaFleur, Bob Langas, Ron Mayo, \*Gino Mazzanti, Keli McGregor, Barney Poole, Tim Sherwin, Billy Ray Smith, Andy Stynchula, \*John Sylvester, \*Ray Terrill, Don Thompson, Clarence Verdine, Mark Walczak
- 84 (20)** Flipper Anderson, Shannon Baker, Tim Berra, Mark Boyer, Randy Burke, E. G. Green, Jessie Hester, Mark Jackson, Kallejo Johnson, Tom Mitchell, Jim Mutschler, Victor Oatis, \*Bob Perina, Neal Petties, \*Elmer Rulfsstrom, Scott Slutsker, Holden Smith, Mark Walczak, Ralph Wingoate, Jim Winkler
- 85 (20)** \*John Black, Matt Bouza, Ed Cooke, Ken Dilger, Mel Embree, Roy Hilton, Darvell Huffmann, Tim Keake, Jimmie Kennedy, Reggie Langhorne, Ron LaPointe, Dee Mackey, \*Bobs Pfahl, Bob Raba, Andre Rison, David Shula, Stacey Simmons, \*Frank Spaniel, Floyd Turner, Clarence Weathers

- No. Name**
- 86 (18)** Roy Banks, Monte Brethauer, \*Bob Livingstone, Sammie Martin, Reese McCall, Eddie Miller, Stanley Margon, Walter Murray, Jerome Pathon, James Pruitt, Freddie Scott, Dave Sherer, Phil Smith, Brian Stablein, Reggie Thornton, Oliver Williams, Butch Wilson, Dave Young
- 87 (25)** Elmer Bailey, Mark Bellini, Matt Bouza, Wayne Capers, Raymond Chester, James Coley, Lloyd Colterayhn, Sean Dawkins, Lake Dawson, Brian DeRoo, Titus Dixon, James Harbour, Roy Jefferson, Aubrey Linne, James Noble, Chad Plummer, Tracy Porter, \*Herb Rich, Jerry Richardson, Willie Richardson, Eugene Riley, Andre Rison, Torrance Small, \*John Vardian, \*Herman Wedemeyer
- 88 (20)** John Andrews, John Brandes, Monte Brethauer, Kerry Cash, \*Albin Collins, \*Andy Dudish, Ken Gregory, Marvin Harrison, Bernard Henry, Keith Lester, John Mackey, Robbie Martin, \*Lew Mayne, Stanley Morgan, John Mosier, Bob Mrosko, Herb Orvis, \*Paul Page, Ricky Thompson, Floyd Turner
- 89 (5)** \*Lucien Gambino, \*Bob Kelly, Gino Marchetti, Elmer Wingate, \*Ernie Zaleski
- RETIRED FOR GINO MARCHETTI**
- 90 (13)** Mel Agee, Mark Bell, Steve Ertman, John Haines, Ezra Johnson, Gary Don Johnson, Jim Kralh, Steve Martin, Sean McNamee, Gary Padjen, Hosea Taylor, Mark Thomas, Jeff Zgonina
- 91 (6)** Shane Curry, Anthony Green, Antony Jordan, Chukie Nwakorie, Roger Remo, Byron Smith

- No. Name**
- 92 (10)** Chad Bratzke, Mike Fultz, James Hunter, Jeff Leiding, Steve Morrison, Carl Powell, Thomas Sims, Tony Walker, Brad White, Daryl Wilkerson
- 93 (6)** Lionel Barnes, Jason Charak, Ralph Jarvis, Freddie Joe Nunn, Cliff Odom, Harry Stanback
- 94 (9)** Gary Baldinger, Jeff Faulkner, Nate Hobgood-Chittick, Fletcher Jenkins, Scott Kellar, Tony McCoy, Rob Morris, Marquise Thomas, Scott Virkus
- 95 (7)** Ernie Barnes, Mitchell Benson, Travis Davis, Bob Hamm, Skip McClendon, Chris Scott, Bernard Whittington
- 96 (12)** Steven Conley, Richard Dent, Bill Elko, Shawn King, Quintus McDonald, Willis Peguese, Dave Simmons, Don Thorp, Van Tuinei, Josh Williams, Trevor Wilmot, Blaise Winter
- 97 (6)** O'Brien Alston, Quentin Ballard, Cornelius Bennett, Frank Mattiace, Scott Radecic, Kendell Shello
- 98 (4)** Johnnie Cooks, Dan Footman, Tony Siragusa, Sam Sword
- 99 (7)** Michael Brandon, Al Fontenot, Al Noga, Mike Pelton, Brad Scialo, Lance Teichelman, Donnell Thompson

*Asterisk (\*) denotes pre-1953 Colts*

**MISSING:** 1947-Frank Akins, Armand Cure, Don Nolandier;  
1948-Earl Maves;  
1949-Everett Faunce, Byron Gillory

*Based on players with game participation or included on active game-day rosters. De-activated or inactive game day players are included.*

## NFL STADIUMS

### American Football Conference

Club	Stadium	Capacity	Playing Surface
BALTIMORE	PSINet Stadium	69,084	Sport Grass
BUFFALO	Ralph Wilson Stadium	73,800	AstroTurf
CINCINNATI	Paul Brown Stadium	65,535	AstroTurf-8
CLEVELAND	Cleveland Browns Stadium	73,200	Grass
DENVER	INVECO Field at Mile High	76,125	Grass (PAT)
HOUSTON	Reliant Stadium	69,500	AstroTurf
INDIANAPOLIS	RCA Dome	56,127	AstroTurf
JACKSONVILLE	ALLTEL Stadium	73,000	Grass
KANSAS CITY	Arrowhead Stadium	79,451	Grass
MIAMI	Pro Player Stadium	75,540	Grass (PAT)
NEW ENGLAND	Foxboro Stadium	60,292	Grass
N.Y. JETS	Giants Stadium	79,466	AstroTurf
OAKLAND	Network Associates Coliseum	63,132	Grass
PITTSBURGH	Heinz Field	65,000	Grass
SAN DIEGO	Qualcomm Stadium	72,000	Grass
SEATTLE	Husky Stadium	72,500	AstroTurf
TENNESSEE	Adelphia Coliseum	67,259	Grass

### National Football Conference

Club	Stadium	Capacity	Playing Surface
ARIZONA	Sun Devil Stadium	73,014	Grass
ATLANTA	Georgia Dome	71,228	AstroTurf
CAROLINA	Ericsson Stadium	73,285	Grass
CHICAGO	Soldier Field	66,944	Grass
DALLAS	Texas Stadium	65,675	Texas Turf
DETROIT	Pontiac Silverdome	80,311	AstroTurf
GREEN BAY	Lambeau Field	60,890	Grass
MINNESOTA	Hubert H. Humphrey Metrodome	64,121	AstroTurf
NEW ORLEANS	Louisiana Superdome	65,900	AstroTurf
N.Y. GIANTS	Giants Stadium	79,469	AstroTurf
PHILADELPHIA	Veterans Stadium	65,352	AstroTurf-8
ST. LOUIS	Dome at America Center	66,000	AstroTurf
SAN FRANCISCO	3Com Park	69,734	Grass
TAMPA BAY	Raymond James Stadium	65,655	Grass
WASHINGTON	Fed Ex Field	80,116	Grass

## COLTS DRAFT HISTORY

## 1947 (12/20-21/46)

**SPECIAL** - Arnold Tucker, B, West Point; Ernie Case, B, UCLA;

**REGULAR**

1. Elmer Madar E, Michigan
2. Hubert Bechtol, E, Texas
3. Tommy Mont, B, Maryland
4. Weldon Humble, G, Rice
5. Russ Deal, T, Indiana
6. Don Malmberg, T, UCLA
7. Vic Schwall, B, Northwestern
8. Howard Turner, B, North Carolina State
9. Franklin Hubbell, E, Tennessee
10. Gaston Burgeois, G, Tulane
11. James Brieske, C, Michigan
12. Rudy Mobley, B, Hardin-Simmons
13. Gerald Daherty, B, Delaware
14. Bill Baumgartner, E, Minnesota
15. Jim Kekeris, T, Missouri

**SUPPLEMENTARY**

16. John North, E, Vanderbilt
17. Jim Canady, B, Texas
18. Howie Brown, G, Indiana
19. John Sims, B, Tulane
20. Bert Vander Clute, G, Wesleyan
21. Tony Stalloni, T, Delaware
22. Jean Lemaure, G, Fresno State
23. Leo Daniels, B, Texas A&M
24. M. "Tex" Reilly, B, Colorado
25. Jim Landrigan, T, Holy Cross

## 1948 (12/16-17/47)

1. Bobby Layne, B, Texas
2. William Garrett, T, Mississippi State
3. Earl Cook, G, SMU
4. Dan Sandifer, B, LSU
5. Joe Smith, E, Texas Tech
6. Gene Ruzskowski, T, Ohio U.
7. Jim Batchelor, B, East Texas State
8. Rex Olson, B, Brigham Young
9. Aubrey Fowler, B, Arkansas
10. Jack Fitch, B, North Carolina
11. Don Ettinger, T, Kansas
12. Paul Redfield, T, Colgate

13. Stan Magdziak, B, William & Mary
14. Dick Deronek, B, Indiana
15. Robert Norman, B, Washington & Lee
16. Charles Working, B, Washington & Lee
17. George Sparter, C, North Carolina
18. Rollin Prather, E, Kansas State
19. Norman Mosely, B, Alabama
20. Carmen Ragonese, B, New Hampshire
21. Bob Walker, B, Colorado Mines
22. Ray Borneman, B, Texas
23. Pete Tillman, C, Oklahoma
24. Robert Pfohl, B, Purdue
25. Lou Levanti, C, Illinois
26. Sam Zatkoff, E, Illinois
27. Harry Jagade, B, Indiana
28. Ben Bendrick, B, Wisconsin
29. Rex Grossman, B, Indiana
30. Dick Reinking, E, SMU

## 1949 (\*7/8/48, 12/21/48)

**\*SECRET** - Richard Harris, T, Texas  
Levi Jackson, B, Yale

**REGULAR**

1. George Sims, B, Baylor
2. Bob Gage, B, Clemson
3. No Choice
4. Ralph Kohl, Jr, Michigan
5. Wallace Jones, E, Kentucky
6. Frank Pattee, B, Kansas
7. Fred Folger, B, Duke
8. Bob Prymuski, T, Illinois
9. Everett Faunce, B, Minnesota
10. Kale Alexander, T, South Carolina
11. Paul Page, B, SMU
12. James Owens, E, Oklahoma
13. Warren Beson, C, Minnesota
14. David Moon, B, SMU
15. Jon Jenkins, T, Dartmouth
16. John O'Quinn, E, Wake Forest
17. John Clyde Geary, T, Connecticut Wesleyan
18. Albert Sanders, T, Miss. Southern
19. Guy Sundheim, C, Northwestern
20. Mernie Lazier, B, Illinois
21. Harry Larche, T, Arkansas State
22. No Choice

23. No Choice
24. No Choice
25. Joe Grothus, G, Iowa
26. Byron Gillory, B, Texas
27. Bob Cox, E, North Carolina
28. Bob DeMoss, B, Purdue
29. George Pryor, B, Wake Forest

## 1950 (12/9/49)

1. Adrian Burk, QB, Baylor
2. Leon Campbell, B, Arkansas
3. Don Colo, T, Brown
4. Earl Murray, G, Purdue
5. Jack Halliday, G, SMU
6. Herb Rich, B, Vanderbilt
7. Art Bok, B, Dayton
8. Dick Harris, C, Texas
9. Bill Bass, B, Arkansas
10. Errol Fry, G, Texas
11. Joe Romanosky, T, St. Bonaventure
12. Bill Dey, B, Dartmouth
13. Ray Stone, E, Texas
14. Mitch Smiarowski, C, St. Bonaventure
15. Art Spinney, E, Boston College
16. Dave Fisher, B, SW Louisiana
17. Ralph Murphy, G, Rice
18. Charley Schoolmaster, C, Western Michigan
19. Bill Waddail, B, Auburn
20. Sheldon Dunlap, G, Cincinnati
21. Tom Phillips, B, Baldwin Wallace
22. Chip Armstrong, C, Occidental
23. Harry Wetlaufer, E, Pennsylvania
24. Bill Petroski, T, Holy Cross
25. Jim Pepper, G, Syracuse
26. Gino Mazzanti, B, Arkansas
27. Milford Johnson, B, Baylor
28. John Adcock, T, Auburn
29. Bob Graham, B, Pennsylvania
30. Tom Blake, G, Cincinnati (New York Bulldogs)

**ALLOCATION**

Chet Mutryn, B, Buffalo Bills  
Bob Livingstone, B, Buffalo Bills  
Albin Collins, E, Chicago Rockets  
Art Donovan, DT, Buffalo Bills



Ernie Blandin



Art Donovan



Art Spinney

T-Ernie Blandin, DT-Art Donovan and G-Art Spinney are among the five players who were with the Colts prior to the club's entry into the NFL in 1953. They were joined by G-Sisto Averno and G-Dick Berwegen.

## COLTS FIRST ROUND DRAFT CHOICES

1953-Billy Vessels, HB, Oklahoma  
 1954-Cotton Davidson, QB, Baylor  
 1955-George Shaw, QB, Oregon  
 (bonus)

Alan Ameche, FB, Wisconsin  
 1956-Lenny Moore, HB, Penn State  
 1957-Jim Parker, T, Ohio State  
 1958-Lenny Lyles, HB, Louisville  
 1959-Jackie Burkett, CLB, Auburn  
 1960-Ron Mix, T, Southern Cal  
 1961-Tom Matte, HB, Ohio State  
 1962-Wendell Harris, HB, LSU  
 1963-Bob Vogel, T, Ohio State  
 1964-Marv Woodson, HB, Indiana  
 1965-Mike Curtis, FB-LB, Duke  
 1966-Sam Ball, T, Kentucky  
 1967-Bubba Smith, T, Michigan State  
 Jim Dawhler, HB, Michigan  
 1968-John Williams, G, Minnesota  
 1969-Eddie Hinton, FL, Oklahoma  
 1970-Norm Bulaich, RB, TCU

1971-Don McCauley, RB, N. Carolina  
 Leonard Dunlap, DB, N. Texas St.  
 1972-Tom Drougas, T, Oregon  
 1973-Bert Jones, QB, LSU  
 Joe Ehrmann, DT, Syracuse  
 1974-John Dutton, DE, Nebraska  
 Roger Carr, WR, Louisiana Tech  
 1975-Ken Huff, G, North Carolina  
 1976-Ken Novak, DT, Purdue  
 1977-Randy Burke, WR, Kentucky  
 1978-Reese McCall, TE, Auburn  
 1979-Barry Krauss, LB, Alabama  
 1980-Curtis Dickey, RB, Texas A&M  
 Derrick Hatchett, DB, Texas  
 1981-Randy McMillan, RB, Pittsburgh  
 Donnell Thompson, DE, N. Carolina  
 1982-Johnie Cooks, LB, Mississippi St.  
 Art Schlichter, QB, Ohio State  
 1983-John Elway, QB, Stanford  
 1984-Leonard Coleman, CB, Vanderbilt  
 Ron Salt, OG, Maryland

1985-Duane Bickett, LB, Southern Cal  
 1986-Jon Hand, DE, Alabama  
 1987-Cornelius Bennett, LB, Alabama  
 1988-No Selection  
 1989-Andre Rison, WR, Michigan State  
 1990-Jeff George, QB, Illinois  
 1991-No Selection  
 1992-Steve Emtman, DT, Washington  
 Quentin Coryatt, LB, Texas A&M  
 1993-Sean Dawkins, WR, California  
 1994-Marshall Faulk, RB, San Diego St.  
 Trev Alberts, LB, Nebraska  
 1995-Ellis Johnson, DE/T, Florida  
 1996-Marvin Harrison, WR, Syracuse  
 1997-Tarik Glenn, OT, California  
 1998-Peyton Manning, QB, Tennessee  
 1999-Edgerrin James, RB, Miami  
 2000-Rob Morris, LB, Brigham Young  
 2001-Reggie Wayne, WR, Miami

## 1953 (1/22/53)

Pos: 1st

- Billy Vessels, HB, Oklahoma
- Bernie Flowers, E, Purdue
- Buck McPhail, FB, Oklahoma
- Tom Catlin, C, Oklahoma
- Jack Little, T, Texas A&M
- Jim Sears, HB, USC
- Bill Athey, G, Baylor
- Jim Prewett, T, TCU
- Bob Blair, TE, LSU
- John Cole, HB, Arkansas
- Gene Rossi, HB, Cincinnati
- Kaye Vaughn, G, Tulsa
- Bobby Moorhead, HB, Georgia Tech
- Frank Continetti, G, George Washington
- Buddy Sutton, HB, Arkansas
- Jim Curran, E, Dayton
- George Ramba, T, Dartmouth
- LeRoy Labat, HB, LSU
- Bill Powell, HB, California
- Pete Russo, T, Indiana
- Frank Kirby, T, Bucknell
- Merlin Gish, C, Kansas
- Mike Houseplan, G, Tulane
- Monte Brethauer, E, Oregon
- Joe Szombathy, E, Syracuse
- Scott Prescott, C, Minnesota
- Ray Graves, HB, Texas A&M
- Joe Sabol, HB, UCLA
- Jack Alessandrini, G, Notre Dame
- Tom Roche, T, Northwestern

## 1954 (1/28/54)

Pos: 4th

- Cotton Davidson, QB, Baylor (4)
- Larry Grigg, B, Oklahoma (15)
- James Kincaid, B, South Carolina (28)
- Thomas Allman, B, West Virginia (39)
- Don Ellis, B, Texas A&M (52)
- To Cleveland for C-Tom Cosgrove
- Glenn Turner, B, Georgia Tech (76)
- Dennis McCotter, G, Detroit U (87)
- Robert Adams, G, Shippensburg St. (100)
- Robert Schoonmaker, B, Missouri (111)
- Robert Leberman, B, Syracuse (124)
- Donald Chelf, T, Iowa (135)
- Chuck McMillan, B, John Carroll (148)
- Ordeall Broase, T, S. Dakota State (159)
- Joseph D'Agostino, G, Florida (172)
- Alex Sandusky, C, Clarion St. Tchr. (183)
- Thomas Adkins, C, Kentucky (196)
- Richard Shenzou, B, Texas Western (207)
- Charles Weinlaut, C, Miami (Oh.) (220)
- Raymond Berry, E, SMU (231)

- Robert Lade, G, Nebraska St. Tchr. (244)
- Robert Meyer, T, Ohio State (255)
- Leon Hardeman, B, Georgia Tech (268)
- Donald Kerlin, B, Concordia (279)
- Pepper Rodgers, B, Georgia Tech (292)
- Jesus Esparza, T, N. Mexico A&M (303)
- William Sennett, C, Georgia Tech (316)
- Raymond Estron, C, Westminster (327)
- Claude Tallaferr, B, Illinois (340)
- Patrick Abbruzzi, B, Rhode Island (351)

## 1955 (1/27-28/55)

Pos: 2nd

- Bonus Pick. George Shaw, QB, Oregon
- Alan Ameche, B, Wisconsin (2)
  - Richard Szymanski, C, Notre Dame (15)
  - I.G. Dupre, B, Baylor (26)
  - Tom Feamster, E, Florida State (39)
  - Jack Patera, G, Oregon (43)
  - (Choice from New York)
  - George Preas, G, VPI (50)
  - Leo Lewis, B, Lincoln U. (Mo.) (63)
  - Frank McDonald, C, Miami (Fla.) (74)
  - Dale Meinert, G, Oklahoma A&M (87)
  - Walter Bryan, B, Texas Tech (98)
  - William Evans, G, Miami (Ohio) (103)
  - (Choice from New York)

- Jesse Arnelle, E, Penn State (111)
- Emil Radik, B, Omaha (122)
- Dick Chorovich, T, Miami (Ohio) (135)
- Pat Abbruzzi, B, Rhode Island (146)
- John Lee, B, Georgia Tech (159)
- Gerald Peterson, T, Texas (170)
- Dick Laswell, T, TCU (183)
- Wesley Clark, T, Miss. Southern (194)
- Charles Shepard, B, N. Texas St. (207)
- James Cobb, T, Abilene Christian (218)
- Charles Cianciola, C, Lawrence Col. (231)
- Nick Manych, C, Mich. St. Normal (242)
- Jerry Welch, B, S. Dakota State (255)
- Dick McNamara, B, Minnesota (266)
- Alex Esquivel, B, Mex. City Col. (279)
- Richard Grann, T, Rhode Island (290)
- Marion Minker, T, Bucknell (303)
- James Locke, T, VPI (314)
- Robert Myers, T, Ohio State (327)
- Bill Waters, T, Austin College (338)

## 1956 (11/29/55, 1/17/56)

Pos: 8th

- Lenny Moore, HB, Penn State (8)
- Dick Danlin, E, Hamline (20)
- Bob Pascal, HB, Duke (32)
- B.C. Inabinet, T, Clemson (42)
- Herb Gray, E, Texas (54)

- Don Schmidt, HB, Texas Tech (66)
- Bill Waters, T, Austin (78)
- Herb Koman, G, North Carolina (90)
- John Lewis, E, Michigan State (102)
- Gene Scott, HB, Centre (114)
- Dennis Shaw, E, North Texas State (126)
- Steve Myhra, G, North Dakota (138)
- Jack Hill, HB, Utah State (150)
- Ted Schwanger, HB, Tenn. Poly (162)
- John Polzer, LB, Virginia (174)
- Gene Hendrix, HB, Drake (186)
- Bill Danenhauer, E, Emporia (198)
- Earl Looman, G, Stetson (210)
- Bob Fyvie, T, Lafayette (222)
- Bob Hill, FB, Jackson (234)
- Jim Harness, HB, Mississippi State (246)
- Pat Del Vicario, G, Miss. Southern (258)
- Al Stephenson, T, Idaho State (270)
- Bobby Fox, HB, East Texas State (282)
- Bradley Mills, HB, Kentucky (294)
- Jim Lohr, G, Southeastern Missouri (306)
- Herb Hartwell, HB, Virginia (318)
- John Shearer, QB, Shepherd (330)
- John Rusher, E, Kansas State (342)
- Terry Sweeney, HB, M. Tenn. State (353)

## 1957 (11/27/56, 1/31/57)

Pos: 7th

- Jim Parker, T, Ohio State (7)
- Don Shinnick, LB, UCLA (19)
- Luke Owens, T, Kent State (31)
- Jackie Simpson, HB, Florida (43)
- Ron Underwood, HB, Arkansas (53)
- Bill Pricer, FB, Oklahoma (64)
- Reuben Saage, HB, Baylor (78)
- Jack Harmon, HB, E. Oregon State (89)
- Robert White, T, Otterbein (100)
- Joe Grisham, E, Austin Peay (114)
- Andy Nelson, QB, Memphis State (125)
- Don Simonic, T, Tennessee Poly (136)
- John Call, HB, Colgate (150)
- Joe Guido, HB, Youngstown (161)
- Hall Whitley, C, Texas A&I (172)
- A.J. Joe Cannavino, HB, Ohio State (184)
- (From Pitt for RB-Charles Shepard)
- Ed Prelock, T, Kansas (186)
- Don Wisniewski, G, Pittsburgh (197)
- Jim Villa, HB, Allegheny (208)
- Charles Froehle, T, St. John's Minn. (222)
- Walt Livingston, HB, Heidelberg (233)
- Owen Mulholland, HB, Houston (244)
- Chet Van Atta, LB, Kansas (258)
- Connie Baird, E, Hardin-Simmons (269)
- Harwood Hoelt, E, S. Dakota State (280)

- 25. Harlon Geach, T, College of Idaho (294)
- 26. Joe Unitas, T, Louisville (305)
- 27. Len DeMalon, LB, St. Vincent's (Pa.) (316)
- 28. Walt Schneider, T, Colorado (330)
- 29. Bob Rasmussen, G, Minnesota (341)
- 30. Bob Bailey, E, Thiel (352)

**1958 (12/2/57, 1/28/58) Pos: 10th**

- 1. Leonard Lyles, HB, Louisville (10)
- 2. Bob Stransky, HB, Colorado (23)
- 3. Joe Nicely, G, West Virginia (34)
- 4. Les Walters, E, Penn State (47)
- 5A. Raymond Brown, QB, HB, Mississippi (From Chi. Card. for DT-Tom Finnin) (49)
- 5B. To New York for RB Henry Moore (57)
- 6. Bob Taylor, E, Vanderbilt (68)
- 7A. John Sample, HB, Maryland State (From Pittsburgh for B-Dick Young) (78)
- 7B. John Diehl, T, Virginia (81)
- 8. Floyd Peters, G, San Francisco State (92)
- 9. Harold Bullard, FB, Lenoir-Rhyne (105)
- 10. Roy Schamber, HB, South Dakota (116)
- 11. Bobby Jordan, HB, VMI (129)
- 12. Tommy Addison, T, South Carolina (140)
- 13. Jerry Richardson, E, Wofford (153)
- 14. Ken Hall, HB, FB, Texas A&M (164)
- 15. Les Carney, HB, Ohio (177)
- 16. Arch Matsos, G-LB, Michigan State (188)
- 17. James Reese, QB, Minnesota (201)
- 18. Dave Lloyd, C, Georgia (212)
- 19. Tim Murren, G, Bowling Green (225)
- 20. Tom Forrestal, QB, Navy (236)
- 21. Jim Faulk, HB, Texas Christian (249)
- 22. Bob McKee, E, Monmouth (260)
- 23. Phil Parslow, HB, UCLA (273)
- 24. Bobby Sandlin, HB, Tennessee (284)
- 25. Jim Roundtree, HB, Florida (297)
- 26. Bob Grimes, G, Central Michigan (308)
- 27. George Dintiman, HB, Lock Haven (321)
- 28. Jim Murphy, T, East Tennessee State (332)
- 29. Doug Padgett, E, Duke (345)
- 30. Gary Lund, G, Utah State (356)

**1959 (12/2/58, 1/21/59) Pos: 12th**

- 1. Jackie Burkett, C, LB, Auburn (12)
- 2. Dave Sherer, E, SMU (24)
- 3. To Detroit for DE-Ray Krouse (36)
- 4. Zeke Smith, G-LB, Auburn (48)
- 5. Hanson Churchwell, G-LB, Mississippi (60)
- 6. Palmer Pyle, T, Michigan State (72)
- 7. Harold Lewis, HB, Houston (84)
- 8. Tom Coffey, HB, West Texas State (96)
- 9. Tom Brown, G, Minnesota (108)
- 10. Don Stewart, E, SMU (120)
- 11. Tom Stephens, HB, Syracuse (132)
- 12. Richard Wood, QB, Auburn (144)
- 13. Rudy Smith, G-T, Mississippi (156)
- 14. Ferdie Burket, HB, SE Oklahoma (168)
- 15. Ted Foret, T, Auburn (180)
- 16. Morris Keller, T, Clemson (192)
- 17. Leroy Bergan, T, South Dakota State (204)
- 18. Opie Bandy, E-LB, Tulsa (216)
- 19. Milton Crain, C-LB, Mississippi (228)
- 20. Paul Balonick, C-LB, NC State (240)
- 21. John Herrstein, FB, Michigan (252)
- 22. Lonny Leatherman, T, TCU (264)
- 23. Bob Davis, HB, Houston (276)
- 24. Bob Novogratz, G-LB, Army (288)
- 25. Ed Kieffer, HB, Syracuse (300)
- 26. Rene Lorio, HB, Mississippi Southern (312)
- 27. Thurman Terry, T, Rice University (324)
- 28. Fred Long, FB, Iowa (336)
- 29. Perry McGriff, E, Florida (348)
- 30. Blair Weese, FB, West Virginia Tech (360)

**1960 (11/30/59) Pos: 10th**

- 1. Ron Mix, T, USC (10)
- 2A. Don Floyd, T, TCU (23)
- 2B. Marvin Terrell, G, Mississippi (From New York for QB George Shaw) (24)
- 3. Jim Welch, HB, SMU (34)

- 4. Gerhard Schwedes, HB, Syracuse (47)
- 5. Marvin Lasater, HB, TCU (58)
- 6. Al Bansaavage, G, USC (71)
- 7. Jerry Beabout, T, Purdue (82)
- 8. Jim Colvin, T, Houston (95)
- 9A. Bob Hall, T, Kent State (103)
- 9B. Don Perkins, HB, New Mexico (106) (From Philadelphia for B-Jimmy Carr)
- 10A. Ernest Barnes, C, N. Carolina Col. (112)
- 10B. Bobby Boyd, QB, Oklahoma (119) (From Wash. for G-Hanson Churchwell)
- 11. Bob Wehking, C, Florida (130)
- 12. Bill Bucek, HB, Rice (143)
- 13. Jim Nemeth, C, South Carolina (154)
- 14. Dale Johansen, T, Augusta State Col. (167)
- 15. Larry Grantham, E, Mississippi (178)
- 16. George Boynton, HB, E. Texas State (191)
- 17. Jim Beaver, T, Florida (202)
- 18. Dan Sheehan, T, Chattanooga (215)
- 19. Bill Carpenter, E, Chattanooga (226)
- 20. Bob Hogue, T, Shepherd (239)

**1961 (12/27-28/60) Pos: 7th**

- 1A. Tom Matte, HB, Ohio State (112)
- 1B. To San Francisco for E-Dee Mackey (119)
- 2. Tom Gilburg, T, Syracuse (130)
- 3. Jerry Hill, HB, Wyoming (143)
- 4. Ken Gregory, E, Whitier (154)
- 5A. Ron Osborne, T, Clemson (167)
- 5B. Ed Dyas, FB, Auburn (From Pittsburgh for DB-Bert Rechichar) (178)
- 6. Don Kern, HB, VMI (191)
- 7. Ike Grimsley, HB, Michigan State (202)
- 8. Paul Terhes, QB, Bucknell (215)
- 9. Pete Nicklas, T, Baylor (226)
- 10. Bob Clemens, HB, Pitt (239)
- 11. Ralph White, T, Bowling Green (251)
- 12. Dick Reynolds, T, North Carolina State (263)
- 13. Dallas Garber, FB, Marietta (275)
- 14. Bob Hunt, T, SMU (287)
- 15. E. A. Sims, E, New Mexico State (299)
- 16. Tom Weisner, FB, Wisconsin (311)
- 17. Steve Jastrzembski, E, Pittsburgh (323)
- 18. Wilson Allison, T, Baylor (335)
- 19. Joe Novsek, T, Tulsa (347)
- 20. Al Kimbrough, HB, Northwestern (359)

**1962 (12/4/61) Pos: 9th**

- 1. Wendell Harris, HB, Louisiana State (12)
- 2. Bill Saul, LB, Penn State (23)
- 3. Dan Sullivan, T, Boston College (34)
- 4. Jim Dillard, HB, Oklahoma State (45)
- 5A. To Green Bay for QB-Lamar McHan (56)
- 5B. Jerry Croft, G, Bowling Green (Choice from Pittsburgh) (67)
- 6. To Washington for DB-Gary Glick (78)
- 7. Fred Miller, T, Louisiana State (89)
- 8. Pete Brock, HB, Syracuse (100)
- 9A. Roy Walker, FB, Purdue (111) (From Dallas for RB-Dan Perkins)
- 9B. Walt Rappold, QB, Duke (122)
- 10. Fred Moore, T, Memphis State (133)
- 11. Scott Tyler, HB, Miami, Ohio (144)
- 12. Bake Turner, HB, Texas Tech (155)
- 13. Charles Holmes, FB, Maryland State (166)
- 14. Simson Jones, HB, VMI (177)
- 15. Joe Monte, G, Furman (188)
- 16. Ray Abruzzese, HB, Alabama (199)
- 17. Bill Knocke, HB, Fresno State (210)
- 18. Mel Rideout, QB, Richmond (221)
- 19. Fred Gillett, HB, Los Angeles State (232)
- 20. Herm McKee, HB, Washington State (243)

**1963 (12/3/62) Pos: 5th**

- 1. Bob Vogel, T, Ohio State (12)
- 2A. John Mackey, E-HB, Syracuse (23)
- 2B. Butch Wilson, FB, Alabama (From Pittsburgh for DB-John Sample) (34)
- 3. To St. Louis for E-Dick Bielski (45)

- 4A. Jerry Logan, HB, West Texas State (12)
- 4B. Harlow Fullwood, T, Virginia Union (From Chicago for DB-Pete Manning) (23)
- 5. Bill Ventura, E, Richmond (34)
- 6. Jerry Cook, HB, Texas (45)
- 7. Willie Richardson, E, Jackson State (56)
- 8. Dave Hayes, FB, Penn State (67)
- 9. Dan Trull, QB, Baylor (78)
- 10. Bill Siekierski, G, Missouri (89)
- 11. Winston Hill, T, Texas Southern (100)
- 12. Butch Maples, C, Baylor (111)
- 13. Paul Walters, T, Miami (Ohio) (122)
- 14. Neil Petties, E, San Diego State (133)
- 15. Leon Mavity, HB, Colorado (144)
- 16. Dick Quast, E, Memphis State (155)
- 17. Kern Carson, HB, San Diego State (166)
- 18. Luther Woodruff, T, North Carolina A&T (177)
- 19. Steve Barzansky, FB, West Virginia (188)
- 20. D.L. Hurd, E, San Francisco State (199)

**1964 (12/2/63) Pos: 8th**

- 1. Marv Woodson, HB, Indiana (12)
- 2. Tony Loric, HB, Arizona State (23)
- 3. To Dallas for RB-J.W. Lockett (34)
- 4. Ted Davis, LB, Georgia Tech (45)
- 5. Ed Lohamer, T, Michigan State (56)
- 6. Jim Mazurek, T, Syracuse (67)
- 7. Ken Sugarman, T, Whitworth (78)
- 8. John Williamson, LB, Louisiana Tech (89)
- 9. Vince Turner, HB, Missouri (100)
- 10. To Detroit for K-Jim Martin (111)
- 11. John Paglio, T, Syracuse (122)
- 12. Ken Graham, HB, Washington State (133)
- 13. Charlie Parker, T, Southern Mississippi (144)
- 14. John Case, E, Clemson (155)
- 15. Larry Kramer, T, Nebraska (166)
- 16. Roger Lopes, FB, Michigan State (177)
- 17. Don Green, HB, Susquehanna (188)
- 18. Alvin Haymond, HB, Southern U. (199)
- 19. Owen Dejanovich, T, ASU (Flagstaff) (210)
- 20. John Butler, FB, San Diego State (221)

**1965 (11/28/64) Pos: 14th**

- 1. Mike Curtis, FB, LB, Duke (12)
- 2. Ralph Neely, T, Oklahoma (23)
- 3A. To San Francisco for WR-Raymond Berry (34)
- 3B. Glenn Ressler, G, Penn State (From Pittsburgh for HB-Marv Woodson, LB-Bill Saul) (45)
- 4A. Dave Johnson, HB, San Jose State (56)
- 4B. Martin Schottenheimer, LB, Pitt (From Washington for RB-J.W. Lockett) (67)
- 5. John McGuire, E, Syracuse (78)
- 6A. Al Atkinson, T, Villanova (89)
- 6B. Bob Felts, HB, Florida A&M (From New York for DB-Andy Nelson, WR-R.C. Owens) (100)
- 7. John Kolacsek, T, Corpus Christi (111)
- 8. Roosevelt Davis, T, Tennessee A&I (122)
- 9. Tom Bleick, HB, Georgia Tech (133)
- 10. George Harold, HB, Allen U. (144)
- 11. Lamar Richardson, E, Fisk U. (155)
- 12. Ted Radosovich, G, Cincinnati (166)
- 13. Bruce Airheart, HB, North Dakota State (177)
- 14. Jerry Fishman, LB, Maryland (188)
- 15. Roy Hilton, E, Jackson State (199)
- 16. Steve Tensi, QB, Florida State (210)
- 17. Fred Reichardt, E, Wisconsin (221)
- 18. Charley King, HB, Purdue (232)
- 19. Barry Brown, E-LB, Florida (243)
- 20A. George Hoffer, QB, McNeese State (254)
- 20B. Raymond Johnson, C, Prairie View (From Washington for K-Jim Martin) (265)

**1966 (11/27/65) Pos: 15th**

- 1. Sam Ball, T, Kentucky (12)
- 2. Butch Allison, G, Missouri (23)
- 3. Rick Kastner, E, Kentucky (34)
- 4A. Rod Sherman, FL, Southern California (From Dallas for G/T-Ralph Neely) (45)
- 4B. Hoyle Granger, FB, Mississippi State (56)



- 5. Choice to Dallas
- 6. Stas Maliszewski, LB, Princeton
- 7A. Dave Ellis, T, North Carolina State  
(From San Francisco for DT-Dan Lo Rouse)
- 7B. Ray Perkins, FL, Alabama
- 8A. Gerald Allen, HB, Omaha  
(From Minnesota for T-Larry Kramer)
- 8B. Jack White, QB, Penn State
- 9. Gerald Gross, HB, Auburn
- 10. Claude Brownlee, DE, Benedict
- 11. Eric Crabtree, HB, Pittsburgh
- 12. Jim Carter, G, Tennessee A&I
- 13. Bob Hadrick, E, Purdue
- 14. Jim Ward, QB, Gettysburg
- 15. Lee Garner, LB, Mississippi
- 16. Rod Stewart, E, Duke
- 17. Randy Matson, T, Texas A&M
- 18. Ed Toner, T, Massachusetts
- 19. Ken Duke, FB, Morgan State
- 20. Tom Carr, T, Morgan State

**1967 (3/14/67) Pos: 20-18-19)**

- 1A. Bubba Smith, DE, Michigan State (1)
- 1B. Jim DeWiler, HB, Michigan (20)
- 2. Rick Volk, DB, Michigan (45)
- 3A. Norman Davis, G, Grambling  
(From N.O. in QB-Gary Cuozzo trade)
- 3B. Leon Ward, LB, Oklahoma State (71)
- 4. Charles Stukes, DB, Maryland St. (100)
- 5. Ron Porter, LB, Idaho (126)
- 6A. Terry Southall, QB, Baylor  
(From Atlanta for T-Lou Kirouac)
- 6B. To Atlanta for G-Dale Mammelour
- 7. Bo Rein, FL, Ohio State (179)
- 7A. Lee Anderson, DT, Bishop  
(From St. L. for LB-Mike Strafolino)
- 8B. Cornelius Johnson, T, York (204)
- 9. Ron Kirkland, HB, Nebraska (229)
- 10. Leigh Gilbert, FB, Northern Illinois (258)
- 11. Herman Reid, T, St. Augustine's (290)
- 12A. Preston Pearson, DB, Illinois  
(From Pittsburgh for G-Jim Carter)
- 12B. J.B. Christian, G, Oklahoma State (307)
- 13. Marc Allen, DT, West Texas State (335)
- 14. Pat Conley, LB, Purdue (359)
- 15. Bob Wade, DB, Morgan State (385)
- 16. Don Alley, FL, Adams State (413)
- 17. To N.O. in QB-Gary Cuozzo trade

**1968 (1/30-31/68) Pos: 23-24)**

- 1. John Williams, T, Minnesota (23)
- 2. Bob Grant, LB, Wake Forest (50)
- 3. Rich O'Hara, E, Northern Arizona (78)
- 4. James Duncan, DB, Maryland St. (107)
- 5A. Paul Elzey, LB, Toledo  
(From N.Y. for DT-Bob Lurtsema)
- 5B. To Cleveland for P-David Lee
- 6. Choice to Atlanta
- 7. Anthony Andrews, HB, Hamp. Inst. (188)
- 8. Tommy Davis, DT, Tennessee A&I (216)
- 9. Terry Cole, FB, Indiana (242)
- 10A. Ocie Austin, DB, Utah State  
(From Wash. for RB-Gerald Allen)
- 10B. Ed Tomlin, FB, Hampton Inst. (270)
- 11. Bill Pickens, G, Houston (296)
- 12. James Jackson, DT, Jackson St. (324)
- 13. Howie Tennessee, G, Kent State (350)
- 14. Charles Mitchell, TE, Alabama St. (378)
- 15. Jeff Beaver, QB, North Carolina (404)
- 16. Walt Blackledge, ST, San Jose St. (432)
- 17. Roy Pederson, G, St. Coll. of Iowa (458)

**1969 (1/28-29/69) Pos: 25th)**

- 1. Ed Hinton, FL, Oklahoma (25)
- 2A. Ted Hendricks, LB, Miami (33)
- 2B. (From N.O. for RB-Tony Loric)
- 2C. Tom Maxwell, DB, Texas A&M (51)
- 3. Dennis Nelson, T, Illinois State (77)

- 4A. Jackie Stewart, FB, Texas Tech (87)  
(From Wash. for RB-Gerald Allen)
- 4B. To Atlanta for G-Dan Grimm
- 5A. To Atlanta for G-Dan Grimm
- 5B. King Dunlap, DT, Tennessee A&I (129)
- 6. Bill Fortier, G, Louisiana State (154)
- 7A. Gary Fleming, LB, Stanford  
(From N.O. in QB-Gary Cuozzo trade)
- 7B. Roland Moss, RB, Toledo (181)
- 8. Sam Havrilak, DB, Bucknell (207)
- 9A. George Wright, DT, Sam Houston  
(From Atlanta for C-Phil Sobocinski)
- 9B. Larry Good, QB, Georgia Tech (232)
- 10. Marion Griffin, TE, Purdue (259)
- 11. Ken Delaney, T, Akron (285)
- 12. Bulch Riley, LB, Texas A&I (310)
- 13. Carl Mauck, LB, Southern Illinois (337)
- 14. Dave Bartlett, LB, Colorado (363)
- 15. George Thompson, DB, Marquette (389)
- 16. Jim McMillan, FL, The Citadel (415)
- 17. Joe Cowan, FL, Johns Hopkins (441)

**1970 (1/27-28/70) Pos: 18th)**

- 1. Norm Bulach, RB, TCU (18)
- 2. Jim Bailey, DT, Kansas (44)
- 3A. Jim O'Brien, K-WR, Cincinnati (70)
- 3B. Ara Person, TE, Morgan State  
(From Phil. for LB-Ron Porter)
- 4A. Steve Smear, DT, Penn State (95)  
(From Wash. for LB-Dennis Gaubatz)
- 4B. To Green Bay for T-Ron Kostelnik
- 5. Billy Newsome, DE, Grambling (122)
- 6. Ron Gardin, FL, Arizona (148)
- 7. Gordon Slade, QB, Davidson (174)
- 8. Bob Bauley, T, Boston College (199)
- 9. Barney Harris, CB, Texas A&M (226)
- 10. Dick Palmer, LB, Kentucky (252)
- 11. George Edwards, RB, Fairmont St. (278)
- 12. Don Burrell, FL, Angelo State (304)
- 13. Dave Polak, LB, Bowling Green (330)
- 14. Tom Curtis, S, Michigan (356)
- 15. Philip Gary, DE, Kentucky State (382)
- 16. Jack Matland, RB, Williams (408)
- 17. Alvin Pearman, RB, Colgate (434)

**1971 (1/28-29/71) Pos: 26th)**

- 1A. Don McCauley, RB, North Carolina  
(From Miami for Don Shula)
- 1B. Leonard Dunlap, DB, N. Texas St. (26)
- 2. Bill Atesis, DT, Texas (52)
- 3. Karl Douglas, QB, Texas A&I (78)
- 4. To Pittsburgh for WR-Roy Jefferson
- 5. John Andrews, TE, Indiana (130)
- 6. Ken Frith, DT, Northeast Louisiana (156)
- 7. Gordon Bowdell, WR, Mich. St. (182)
- 8. Willie Bogan, DB, Dartmouth (207)
- 9. Bill Burnett, RB, Arkansas (234)
- 10. Rex Kern, QB, Ohio State (260)
- 11. Dave Jones, LB, Baylor (286)
- 12A. Bob Wunsch, T, Texas  
(From Pitt. for RB-Preston Pearson, DB-Ocie Austin)
- 12B. Bill Triplett, WR, Michigan State (312)
- 13. Tom Neville, LB, Yale (338)
- 14. Mike Mikolayunas, RB, Davidson (364)
- 15. Mike Hogan, LB, Michigan State (390)
- 16. Rich Harrington, DB, Houston (416)
- 17. Don Nottingham, RB, Kent State (441)

**1972 (2/1-2/72) Pos: 22nd)**

- 1. Tom Drougas, T, Oregon (22)
- 2A. Jack Mildren, S, Oklahoma  
(From Oak. for DB-Tom Maxwell, D/L & D/72)
- 2B. Glenn Doughty, WR, Michigan  
(From Wash. for LB-Bob Grant)
- 2C. Lydell Mitchell, RB, Penn State (48)
- 3. To Oakland for WR-Eldridge Dickey
- 4A. To Oak. for LB-Bill Laskey & D/272

- 4B. Eric Allen, WR, Michigan State (104)  
(From S.D. for DT-George Wright)
- 5A. Don Croft, DT, Texas El Paso (115)  
(From New England for DB-Ron Gardin)
- 5B. To New Orleans for G-John Shinner
- 6. Bruce Laird, S, American Int'l (152)
- 7A. John Sykes, RB, Morgan State (169)  
(From Wash. for LB-Bob Grant)
- 7B. To Oak. for LB-Bill Laskey & D/272
- 8A. Al Qualls, LB, Oklahoma  
(From S.D. for DT-George Wright)
- 8B. Van Brownson, QB, Nebraska (204)
- 9A. Gary Hambell, DT, Dayton  
(From G.B. for DT-Jim DeLaise)
- 9B. To Cleveland for LB-Tom Beutler
- 10. Dave Schilling, RB, Oregon State (256)
- 11. Fred DeBernardi, DE, Tex. El Paso (282)
- 12. Gary Theiler, TE, Tennessee (308)
- 13. Herb Washington, WR, Mich. St. (334)
- 14. John Morris, C, Missouri Valley (359)
- 15. Robin Parkhouse, LB, Alabama (386)
- 16. Gary Wichard, QB, C.W. Post (412)
- 17. Stan White, LB, Ohio State (438)

**1973 (1/30-31/73) Pos: 10th)**

- 1A. Bert Jones, QB, Louisiana State (2)  
(From N.O. for DE-Billy Newsome & D/473)
- 1B. Joe Ehrmann, DT, Syracuse (10)
- 2. Mike Barnes, DE, Miami (35)
- 3A. Bill Olds, RB, Nebraska (61)  
(From Houston for C-Bill Curry)
- 3B. Jamie Rotella, LB, Tennessee (62)
- 4A. Gery Palmer, T, Kansas (83)  
(From Phil. for RB-Norm Bulach)
- 4B. Ollie Smith, WR, Tennessee State (85)  
(From S.D. for DB-Leonard Dunlap)
- 4C. To New Orleans for D1-73
- 5. David Taylor, G, Catawba (114)
- 6. To N.O. for G-John Shinner
- 7. To Denver for TE-John Mosier
- 8A. Ray Oldham, DB, Mid. Tennessee (189)  
(From San Diego for RB-Tom Matte)
- 8B. Bill Windauer, G, Iowa (191)  
(To Wash. for WR-Cotton Speyrer & D1-73)
- 10. To N.Y. jets for DT-Chuck Hinton
- 11. Don Neal, C, Kentucky (270)
- 12. Bernard Thomas, DE, W. Michigan (295)
- 13. Tom Pierantozzi, QB, West Chester (322)
- 14. Ed Williams, RB, West Virginia (347)
- 15. Jackie Brown, DB, South Carolina (374)
- 16. Mory Januszkievicz, RB, Syracuse (399)
- 17. Guy Falkenhewer, T, N. Michigan (426)

**1974 (1/29-30/74) Pos: 5th)**

- 1A. John Dutton, DE, Nebraska (5)
- 1B. Roger Carr, WR, Louisiana Tech (24)  
(From L.A. for OG-John Williams)
- 2. Fred Cook, DE, So. Mississippi (32)
- 2A. Ed Shuttleworth, RB, Michigan (37)  
(From Phil. for RB-Norm Bulach)
- 3A. Glenn Robinson, LB, Oklahoma St. (57)
- 3B. Robert Pratt, G, North Carolina (67)  
(From Denver for LB-Ray May)
- 4. Tony Bell, DB, Bowling Green (84)
- 5A. To Detroit for LB-Ed Mooney
- 5B. Doug Nettles, DB, Vanderbilt  
(From Minn. for DB-Charlie Stukes)
- 6A. To Miami for RB-Hubert Ginn
- 6B. Danny Rhodes, LB, Arkansas (140)  
(From N.E. for DB-Jack Mildren)
- 7A. Noah Jackson, G, Tampa (161)
- 7B. Dan Dickel, LB, Iowa (170)  
(From Denver for LB-Bill Laskey)
- 7C. Freddie Scott, WR, Amherst  
(From Buffalo for TE-John Mosier)
- 8A. Greg Latta, TE, Morgan State (188)
- 8B. Paul Miles, RB, Bowling Green (198)  
(From Denver for LB-Ray May)
- 9. To Wash. for WR-Cotton Speyrer & D1-73

- 10A. Bob Van Dyne, G, Idaho (240)
- 10B. Glenn Ellis, DT, Elon (257)  
(From L.A. for DB-Jerry Logan)
- 11. Tim Rudnick, DB, Notre Dame (265)
- 12A. Dave Simonson, T, Minnesota (292)
- 12B. Bob Bobrowski, QB, Purdue (307)  
(From Wash. for LB-Ed Mooney)
- 13. Randy Hall, DB, Idaho (317)
- 14. Ed Collins, WR, Rice (344)
- 15. Pat Kelly, LB, Richmond (369)
- 16. Dave Margavach, T, Kentucky (396)
- 17A. Tim Berra, WR, Massachusetts (421)
- 17B. Buzzy Lewis, DB, Florida State (436)  
(From Wash. for OG-Cornelius Johnson)

**1975 (1/28-29/75) Pos: 1st**

- 1A. To Atl. for OT-George Kunz & D1-75
- 1B. Ken Huff, G, North Carolina (3)  
(From Atl. in OT-George Kunz trade)
- 2. To G.B. for LB-Tom MacLeod & DB-75
- 3A. Mike Washington, DB, Alabama (53)
- 3B. Dave Pear, DT, Washington (56)  
(From Chi. for rights to TE-Greg Latta)
- 4A. Marshall Johnson, RB, Houston (80)
- 4B. Paul Linford, DT, Brigham Young (93)  
(From N.Y. Jets for DT-Jim Bailey)
- 5. Roosevelt Leaks, RB Texas (105)
- 6A. To Atl. in OT-George Kunz trade  
Don Westbrook, WR, Nebraska (131)  
(From N.Y. Giants for DE-Ray Hilton)
- 7A. Kim Jones, RB, Colorado State (157)
- 7B. Steve Joachim, QB, Temple (160)  
(From Chi. for rights to TE-Greg Latta)
- 7C. Derrel Luce, LB, Baylor (168)  
(From Chi. for rights to TE-Greg Latta)
- 8A. John Bushong, DE, W. Kentucky (184)
- 8B. Greg Denboer, TE, Michigan (187)  
(From Denver for T-Tom Drougas)
- 8C. Mario Cage, RB, NW Louisiana (192)  
(From G.B. in LB-Ted Hendricks trade)
- 9. Royce McKinney, DB, Kentucky St. (209)
- 10. Phil Waganheim, P, Maryland (236)
- 11. Dave Hazel, WR, Ohio State (261)
- 12. Brad Storm, LB, Iowa State (288)
- 13. John Roman, G, Idaho State (313)
- 14. Mike Smith, C, SMU (339)
- 15. John Goodie, RB, Longston (369)
- 16A. Bill Malouf, WR, DB, Mississippi (392)
- 16B. Mike Ewald, DT, McAlester (399)  
(From S.F. in conditional trade)
- 16C. Bob Smith, DB, Maryland (409)  
(From Oak. for D13 & D17-76)
- 17A. David McKnight, LB, Georgia (416)
- 17B. Mike Bengard, DE, NW Iowa (426)  
(From S.F. in conditional trade)
- 17C. Frank Russell, WR, Maryland (440)  
(From Oak. for D13 & D17-76)

**1976 (4/8-9/76) Pos: 20th**

- 1. Ken Novak, DT, Purdue (20)
- 2. To Pitt. for rights to T-Ed George
- 3A. Ed Simonini, LB, Texas A&M (81)
- 3B. Ron Lee, RB, West Virginia (90)  
(From T.B. for DB-Mike Washington)
- 4. To Pitt. for rights to T-Ed George
- 5A. Sanders Shiver, LB, Car-Newman (134)  
(From Chi. for rights to G-N. Jackson)
- 5B. Mike Kirkland, QB, Arkansas (143)
- 6. To Buffalo for LB-Jim Cheynyski
- 7. To Chicago for D7-75 & D5-76
- 8. Ricky Thompson, WR, Baylor (228)
- 9. Stu Levenick, T, Illinois (258)
- 10. Tim Baylor, DB, Morgan State (283)
- 11. Rick Gibney, DT, Georgia Tech (310)
- 12. Frank Staroff, K, Indiana (339)
- 13. To Oakland for D16 & D17-75
- 14. Jeremiah Cummings, DE, Alb. (Ga.) St. (394)
- 15. Gary Alexander, T, Clemson (424)
- 16A. Mike Fuhrman, TE, Memphis St. (449)  
(From Wash. for WR-Cotton Speyer)

- 16B. Steve Ludwig, C, Miami (Fla.) (451)
- 17. To Oakland for D16 & D17-75

**1977 (5/3-4/77) Pos: 26th**

- 1. Randy Burke, WR, Kentucky (26)
- 2. Mike Ozdowski, DE, Virginia (53)
- 3. To St. Louis for DB-Norm Thompson
- 4. To Washington for RB-Herb Mul-Key
- 5. To N.O. for RB-Howard Stevens
- 6. Calvin O'Neal, LB, Michigan (163)
- 7. Blanchard Carter, T, Nev.-Las Vegas (193)
- 8. Kenneth Helms, TC, Georgia (220)
- 9. Glen Capriola, RB, Boston College (247)
- 10. Ron Baker, G, Oklahoma State (277)
- 11. Brian Ruff, LB, The Citadel (304)
- 12. Bill Deutch, RB, North Dakota (331)

**1978 (5/2-3/78) Pos: 25th**

- 1. Reese McCall, TE, Auburn (25)
- 2. Mike Woods, LB, Cincinnati (52)
- 3. To San Francisco for C-Forest Blue
- 4. To Detroit for DT-Herb Orvis
- 5A. Frank Myers, OT, Texas A&M (117)  
(From S.F. for QB-Marty Domres)
- 5B. To Kansas City for LB-Willie Lanier
- 6. Ben Garry, RB, S. Mississippi (161)
- 7. Jeff Logan, RB, Ohio State (191)
- 8. Monte Anthony, RB, Nebraska (218)
- 9. Dave Sluddard, OT, Texas (245)
- 10. Dallas Owens, DB, Kentucky (275)
- 11. Henry Mason, WR, Cent. Missouri (302)
- 12. Bruce Allen, P, Richmond (329)

**1979 (5/3-4/79) Pos: 6th**

- 1. Barry Krauss, LB, Alabama (6)
- 2. To Oakland for WR-Mike Siani
- 3A. To Tampa Bay for RB-Dan Hardeman
- 3B. Kim Anderson, DB, Arizona State (69)  
(From Houston for G3 & D7-79)
- 4. To Detroit for QB-Dreg Landry
- 5. Larry Brazziel, DB, USC (115)
- 6. To Buffalo for DB-Wyatt Harrison
- 6B. Jim Moore, OT, Ohio State (150)  
(From Wash. for WR-Ricky Thompson)
- 7. To Houston for D3-79
- 8A. Steve Heimkreiter, LB, Notre Dame (197)
- 8B. Nesby Glasgow, DB, Washington (207)  
(From Minn. for OT-Frank Myers)
- 9. Russ Henderson, P, Virginia (224)
- 10. Steven Stephens, TE, Oklahoma St. (254)
- 11. John Priestner, LB, W. Ontario (280)
- 12. Charles Green, WR, Kansas State (306)

**1980 (4/29-30/80) Pos: 5th**

- 1A. Curtis Dickey, RB, Texas A&M (5)
- 1B. Derrick Hatchett, DB, Texas (24)  
(From Dallas for DE-John Dutton)
- 2A. Ray Donaldson, C, Georgia (32)
- 2B. Tim Foley, OT, Notre Dame (51)  
(From Dallas for DE-John Dutton)
- 3. To Detroit for QB-Greg Landry
- 4. Ray Butler, WR, USC (88)
- 5. To Kansas City for RB-Mark Bailey
- 6. Chris Foote, C, USC (144)
- 7. Wesley Roberts, DE, TCU (170)
- 8A. Ken Walter, OT, Texas Tech (195)  
(From Detroit for LB-Stan White)
- 8B. To Denver for P-Bucky Dilts
- 9. Mark Bright, RB, Temple (227)
- 10. Larry Stewart, OT, Maryland (254)
- 11. Ed Whitley, TE, Kansas State (280)
- 12A. Randy Bielski, K, Towson State (311)
- 12B. Marvin Sims, RB, Clemson (324)  
(From Denver for RB-Dan Hardeman)

**1981 (4/28-29/81) Pos: 12-11)**

- 1A. Randy McMillan, RB, Pittsburgh (12)
- 1B. Donnell Thompson, DT, N. Carolina (18)  
(From Minn. for D2a, D2b & D5-81)
- 2A. To Minnesota for D1-81

- 2B. To Minnesota for D1-81
- 3. Randy Van Divier, OT, Washington (68)
- 4. Tim Sherwin, TE, Boston College (94)
- 5. To Minnesota for D1-81
- 6. Bubba Green, DT, N. Carolina St. (149)
- 7. Obed Ariri, K, Clemson (178)
- 8A. Ken Sifton, DB, Oklahoma (204)
- 8B. Hosea Taylor, DT, Houston (220)  
(From Phil. for OG-Ron Baker)
- 9. Tim Gooch, DE, Kentucky (233)
- 10A. Gregg Gerken, LB, N. Arizona (250)  
(From S.F. for DT-Jim Krahl)
- 10B. Trent Bryant, DB, Arkansas (259)
- 11. Holden Smith, WR, California (288)
- 12. Eric Scoggins, LB, USC (315)

**1982 (4/27-28/82) Pos: 2-1)**

- 1A. Johnnie Cooks, LB, Mississippi St. (2)
- 1B. Art Schlichter, QB, Ohio State (4)  
(From L.A. for QB-Bert Jones)
- 1982 (Continued)
- 2A. Leo Wisniewski, NT, Penn State (28)
- 2B. Rohn Stark, P, Florida State (34)  
(From L.A. for QB-Bert Jones)
- 3. James Broughs, DB, Michigan St. (57)
- 4. Mike Pagel, QB, Arizona State (84)
- 5. Terry Crouch, OG, Oklahoma (113)
- 6. Pat Beach, TE, Washington State (140)
- 7. Fletcher Jenkins, NT, Washington (169)
- 8. Tony Loia, OG, Arizona State (196)
- 9. Tony Berryhill, C, Clemson (225)
- 10. Tom Deary, DB, Widener (252)
- 11. Lamont Meacham, DB, W. Kentucky (280)
- 12. Johnny Wright, RB, S. Carolina (307)

**1983 (4/26-27/83) Pos: 1st)**

- 1. John Elway, QB, Stanford (1)
- 2. Vernon Maxwell, LB, Arizona State (29)
- 3. George Achica, NT, USC (57)
- 4. Phil Smith, WR, San Diego State (85)
- 5. Sid Abramowitz, OT, Tulsa (113)
- 6A. To San Diego for K-Mike Wood
- 6B. Grant Feasel, C, Abilene Christian (161)  
(From S.D. for DB-Bruce Laird)
- 7. Alvin Moore, RB, Arizona State (169)
- 8. To Denver for OT-Glen Hyde
- 9A. Jim Mills, OT, Hawaii (225)
- 9B. Chris Rose, OT, Stanford (241)  
(From Atl. for P-Dave Smigelsky)
- 10. Ronald Hopkins, DB, Murray St. (252)
- 11. Jim Bob Taylor, QB, Georgia Tech (280)
- 12. Carl Williams, WR, Tex. Southern (308)

**1984 (5/1-2/84) Pos: 8th)**

- 1A. Leonard Coleman, DB, Vanderbilt (6)
- 1B. Ron Solt, OG, Maryland (19)  
(From Denver for QB-John Elway)
- 2. Blaise Winter, DT, Syracuse (35)
- 3. Chris Scott, DT, Purdue (64)
- 4A. Craig Curry, DB, Texas (93)
- 4B. George Wonsley, RB, Miss. St. (103)  
(From Seattle for WR-Roger Carr)
- 5A. Golden Tate, WR, Tennessee St. (120)
- 5B. Kevin Call, OT, Colorado State (130)  
(From Seattle for OG-Robert Pratt)
- 6. Dwight Beverly, RB, Illinois (147)
- 7. To Det. for OT-Karl Baldschwieler
- 8. Eugene Daniel, DB, Louisiana St. (205)
- 9. To Dallas for K-Raul Allegre
- 10. To Detroit for WR-Tracy Porter
- 11. Bob Stowe, OT, Illinois (290)
- 12. Steve Hathaway, DE, W. Virginia (317)

**1984 USFL SUPPLEMENTAL DRAFT**

- 1. Paul Bergmann, TE, UCLA
- 2. Albert Bentley, RB, Miami
- 3. Byron Smith, DT, California

**1985 (4/30-5/1/85) Pos: 5-4)**

1. Duane Bickett, LB, USC (5)
2. Don Anderson, DB, Purdue (32)
3. Anthony Young, DB, Temple (61)
4. Willie Broughton, DE, Miami (88)
5. Roger Caron, OT, Harvard (117)
6. To Dallas for OT Steve Wright
7. James Harbour, WR, Mississippi (173)
8. Ricky Nichols, WR, East Carolina (200)
9. Mark Boyer, TE, USC (229)
10. Andre Pinesett, DT, Cal-Fullerton (256)
11. To L.A. for DB-George Radachowsky
12. David Burnette, OT, C. Arkansas (312)

**1986 (4/29-30/86) Pos: 7-6-5-4)**

- 1A. Jon Hand, DE, Alabama (4)
- (From N.O. for D1 & D3-86)
- 2B. Jack Trudeau, QB, Illinois (47)
- (From Dallas in D2 swap for QB-Gary Hogeboom)
3. To New Orleans for D1-86
4. Bill Brooks, WR, Boston University (86)
- 5A. Scott Keller, DT, Northern Illinois (117)
- 5B. Gary Walker, C, Boston University (124)
- (From S.D. for LB-Vernon Maxwell)
6. To L.A. for D7a, D7b & D12-86
- 7A. Steve O'Malley, NT, N. Illinois (171)
- 7B. Chris White, K, Illinois (172)
- (From L.A. for D6-86)
- 7C. Tammy Sims, DB, Tennessee (190)
- (From L.A. for D6-86)
8. Trell Hooper, DB, Memphis State (198)
9. Bob Brozick, OT, Syracuse (228)
10. To St. Louis for LB-Dave Ahrens
- 10B. Pete Anderson, C, Georgia (266)
- (From S.D. for QB-Mark Herrmann)
- 12A. Steve Wade, DT, Vanderbilt (309)
- 12B. Isaac Williams, DT, Florida State (326)
- (From L.A. for D6-86)

**1987 (4/28/87) Pos: 2nd)**

1. Cornelius Bennett, LB, Alabama (2)
2. To Wash. for WR-Walter Murray
3. Chris Gombot, OT, Iowa (58)
4. Randy Dixon, OT, Pittsburgh (85)
5. Roy Banks, WR, Eastern Illinois (114)
6. Freddie Robinson, DB, Alabama (142)
- 7A. Mark Bellini, WR, Brigham Young (170)
- 7B. To Tampa Bay for DB-John Holt
- 8A. Chuckie Miller, DB, UCLA (200)
- (From Buffalo for OT-Roger Caron)
- 9A. To N.Y. Giants for DB-Kenny Daniel
- 9B. Bob Oniko, LB, Penn State (247)
- (From Cleve. for QB-Mike Pagel)
10. Chris Goode, DB, Alabama (253)
11. Jim Reynolds, DE, Arizona State (281)
12. David Adams, RB, Arizona (309)

**1988 (4/24-25/88) Pos: 21-20-22)**

1. To L.A. for RB-Eric Dickerson
2. To L.A. for RB-Eric Dickerson
3. Chris Chandler, QB, Washington (76)
4. Michael Ball, DB, Southern Univ. (104)
5. John Baylor, DB, S. Mississippi (129)
6. To Wash. for WR-Claresse Verdin
7. To N.Y. Giants for DT-Jerome Solly
8. To Buffalo for OT-Roger Caron
9. Jeff Herrod, LB, Mississippi (243)
10. O'Brien Alston, LB, Maryland (270)
11. Donnie Dee, TE, Tulsa (297)
- 12A. Aatron Kenney, WR, Wis.-St. Point (308)
- (From Det. for QB-Derrick Ramsey)
- 12B. Tim Vesling, K, Syracuse (327)

**1989 (4/30-5/1/89) Pos: 15-17-16)**

- 1A. To Seattle for LB-Fredd Young
- 1B. Andre Rison, WR, Michigan State (22)
- (From Phil. for OG-Ron Solt)
2. To L.A. for RB-Eric Dickerson
3. Mitchell Benson, DT, TCU (72)
4. Pat Tomberlin, OT, Florida State (99)
5. To Washington for D4 & D8-90
6. Quintus McDonald, LB, Penn St. (155)

- 7A. Ivy Joe Hunter, RB, Kentucky (182)
- 7B. Charles Washington, DB, Cameron (185)
- (From NYG for TE-Tim Sherwin)
8. Kurt Larson, LB, Michigan State (212)
9. William Mackall, WR, Tenn.-Martin (239)
10. Jim Thompson, OT, Auburn (266)
11. Wayne Johnson, QB, Georgia (296)
- 12A. William Dubose, RB, S.C. State (314)
- (From T.B. for QB-Joe Ferguson)
- 12B. Steve Taylor, QB, Nebraska (323)

**1990 (4/22-23/90) Pos: 12-11-14-13)**

- 1A. Jeff George, QB, Illinois (1)
- (From Atl. for OT-Chris Hinton, WR-Andre Rison, D5-90 & D1-91)
- 1B. To Seattle for LB-Fredd Young
2. Anthony Johnson, RB, Notre Dame (36)
3. To San Diego for LB-Chip Banks
- 4A. Stacey Simmons, WR, Florida (83)
- (From Atl. with rights to D1-90)
- 4B. William Schultz, OG, USC (94)
- 4C. Alan Grant, DB, Stanford (103)
- (From Washington for D5-89)
- 4D. Pat Cunningham, OT, Texas A&M (106)
- (From Phil. for OG-Ron Solt)
5. To Atlanta for D1 & D4-90
6. Tony Walker, LB, SE Missouri St. (148)
7. James Singletary, LB, E. Carolina (179)
- 8A. Ken Clark, RB, Nebraska (206)
- 8B. Harvey Wilson, DB, Southern Univ. (213)
- (From Washington for D5-89)
9. Darvell Huffman, WR, Boston Univ. (232)
10. To Dallas for OT-Zefros Moss
11. Carnel Smith, DE, Pittsburgh (290)
- 12A. Gene Benhart, QB, W. Illinois (311)
- (From S.D. for DB-Leonard Coleman)
- 12B. Dean Brown, OG, Notre Dame (316)

**1991 (4/21-22/91) Pos: 14-13)**

1. To Atlanta for D1 & D4-90
2. Shane Curry, DE, Miami (40)
3. Dave McCloughan, DB, Colorado (69)
4. Mark Vander Poel, OT, Colorado (96)
5. Kerry Cash, TE, Texas (125)
6. Mel Agee, DE, Illinois (152)
7. James Bradley, WR, Michigan St. (181)
8. Tim Bruton, TE, Missouri (208)
9. Howard Griffith, RB, Illinois (236)
10. Frank Giannetti, LB, Penn State (263)
11. Jerry Crafts, OT, Louisville (292)
12. Rob Luedeke, C, Penn State (319)

**1992 (4/26-27/92) Pos: 1st)**

- 1A. Steve Emtman, DT, Washington (1)
- 1B. Quentin Coryatt, LB, Texas A&M (2)
- (From T.B. for QB-Chris Chandler)
2. Ashley Ambrose, DB, Miss. Val. St. (29)
3. To L.A. for OT-Irv Pankey
- 4A. Rodney Culver, RB, Notre Dame (85)
- 4B. Anthony McCoy, NT, Florida (105)
- (From Raid. for RB-Eric Dickerson)
5. Maury Tay, RB, UCLA (113)
6. Shoun Habersham, WR, UT-Chat. (141)
7. Derek Steele, DE, Maryland (169)
- 8A. Jason Belsir, DB, Oklahoma (197)
- 8B. Ronald Humphrey, RB, Miss. Val. St. (212)
- (From Raid. for RB-Eric Dickerson)
9. Eddie Miller, WR, South Carolina (225)
10. Stephen Grant, LB, West Virginia (253)
11. To L.A. for OT-Irv Pankey
12. Michael Brandon, DE, Florida (309)

**1993 (4/25-26/93) Pos: 16-15-17)**

1. Sean Dawkins, WR, California (16)
- 2A. To Pittsburgh for D2 & D4-93
- 2B. Roosevelt Potts, RB, NE Louisiana (49)
- (From Pittsburgh for D2-93)
- 3A. Ray Buchanan, DB, Louisville (65)
- (From L.A. for D3 & D5-93)
- 3B. To L.A. D3-93

- 4A. Derwin Gray, DB, Brigham Young (92)
- (From Chicago for D4 & D6-93)
- 4B. To Chicago for D4-93
- 4C. Devon McDonald, LB, Notre Dame (107)
- (From Pittsburgh for D2-93)
5. To L.A. for D3-93
- 6A. Carlos Etheredge, TE, Miami (157)
- 6B. To Chicago for D4-93
7. Lance Lewis, RB, Nebraska (184)
8. Marquise Thomas, LB, Mississippi (211)

**1994 (4/24-25/94) Pos: 2-3)**

- 1A. Marshall Faulk, RB, San Diego St. (2)
- 1B. Trev Alberts, LB, Nebraska (5)
- (From L.A. for D1 & D3-94)
2. Eric Mahlum, OG, California (32)
- 3A. Jason Mathews, OT, Texas A&M (67)
- 3B. To L.A. for D1-94
4. Bradford Banta, TE, USC (106)
5. John Covington, DB, Notre Dame (133)
6. Lamont Warren, RB, Colorado (164)
7. Lance Teichelman, DL, Texas A&M (196)

**1995 (4/22-23/95) Pos: 15-16)**

1. Ellis Johnson, DE/T, Florida (15)
2. Ken Dilger, TE, Illinois (48)
3. Zack Crockett, RB, Florida State (79)
4. Ray McElroy, DB, Eastern Illinois (114)
5. Derek West, OT, Colorado (149)
6. Brian Gelzheiser, LB, Penn State (187)
7. Jessie Cox, LB, Texas-Southern (223)

**1996 (4/20-21/96) Pos: 22-21-20-19-18)**

- 1A. Marvin Harrison, WR, Syracuse (19)
- (From Atl. in QB-Jeff George trade)
- 1B. To T.B. for QB-Craig Erickson
2. Dedic Ruzick, DB, Houston (51)
3. Scott Slutzker, TE, Iowa (82)
4. Brian Milne, RB, Penn State (115)
5. Steve Martin, DT, Missouri (151)
- 6A. Keith Conlin, OT, Penn State (191)
- 6B. Mike Cawley, QB, James Madison (205)
- (Compensatory Pick)
7. Adrian Robinson, DB, Baylor (232)

**1997 (4/19-20/97) Pos: 19-18-17-21-20)**

1. Tarik Glenn, OT, California (19)
2. Adam Meadows, OT, Georgia (48)
- 3A. To San Francisco for D3-97, D5-97
- 3B. Bert Berry, LB, Notre Dame (84)
- (From San Francisco for D3-97)
4. Delmonico Montgomery, DB, Houston (117)
- 5A. Nathaniel Jaquet, WR, San Diego State (150)
- 5B. Carl Powell, DE, Louisville (156)
- (From San Francisco for D3-97)
6. Scott Von Der Ahe, LB, Arizona St. (182)
7. Clarence Thompson, DB, Knoxville College (219)

**1998 (4/18-19/98) Pos: 1st)**

1. Peyton Manning, QB, Tennessee (1)
2. Jerome Pathon, WR, Washington (32)
- 3A. To Carolina for President Bill Pollan
- 3B. E.G. Green, WR, Florida State (71)
- (From Baltimore for QB-Jim Harbaugh)
- 4A. To Baltimore for QB-Jim Harbaugh
- 4B. Steve McKinney, OG, Texas A&M (93)
- (From Balt. for D4-98, D5-98, D6-98)
- 4C. To Baltimore for D4-98
- 5A. To Baltimore for D4-98
- 5B. Antony Jordan, LB, Vanderbilt (135)
- (From Cincinnati for QB-Paul Justin)
6. To Baltimore for D4-98
- 7A. Aaron Taylor, OL, Nebraska (190)
- 7B. Cory Gaines, DB, Tennessee (231)
- (Compensatory Pick)

**1999 (4/17-18/99) Pos: 4-3-2**

1. Edgerrin James, RB, Miami (4)	4A. Paul Miranda, DB, Central Florida (96)	6. To S.F. with D4-99 for D4-99
2A. To Carolina for DB-Tyrone Poole	(From S.F. for D4-99, D6-99)	7A. Hunter Smith, P, Notre Dame (210)
2B. Mike Peterson, LB, Florida (36)	4B. To S.F. with D6-99 for D4-99	7B. Corey Terry, LB, Tennessee (250)
(From St. Louis for RB-Marshall Faulk)	5A. To Pittsburgh for LB-Steven Conley	(Compensatory Pick)
3. Brandon Burlsworth, OG, Arkansas (63)	5B. Brad Sciolio, DE, Penn State (138)	
	(From St. Louis for RB-Marshall Faulk)	

**2000 (4/15-16/00) Pos: 28**

1. Rob Morris, LB, Brigham Young (28)	5A. Matt Johnson, OG, Brigham Young (138)	7B. Rodregis Brooks, DB, Ala. Birmingham(255)
2. Marcus Washington, LB, Auburn (59)	5B. (To New Orleans with D6-00 for D5-00)	(From Oakland for D6-01)
3. David Macklin, DB, Penn State (91)	6. (To New Orleans with D5-00 for D5-00)	
4. Josh Williams, DT, Michigan (122)	7A. Rob Renes, DT, Michigan (235)	

**2001 (4/21-22/01) Pos: 22-21-23**

1A. To N.Y. Giants for D1, D3, D6-01	3A. To Dallas for D2-01	6A. To Oakland for D7-00
1B. Reggie Wayne, WR, Miami (30)	3B. Cory Bird, DB, Virginia Tech (91)	6B. Jason Doering, DB, Wisconsin (192)
(From N.Y. Giants for D1-01)	(From N.Y. Giants for D1-01)	(From N.Y. Giants for D1-01)
2A. Idrees Bashir, DB, Memphis (37)	4. Ryan Diem, OG, Northern Illinois (118)	7. Rick DeMulling, OG, Idaho (220)
(From Dallas for D2, D3-01)	5. Raymond Walls, DB, Southern Mississippi (152)	
2B. To Dallas for D2-01		

**COLTS IN OVERTIME**

DATE	OPPONENT	SITE	COIN TOSS	SCORE	ELAPSED
12/28/58*	<b>N.Y. Giants</b> RESULT: Alan Ameche 1 run	New York	N.Y. Giants	W 23-17	8:15
12/26/65*	<b>Green Bay</b> RESULT: Don Chandler 25 FG	Green Bay	Green Bay	L 10-13	13:39
12/14/75	<b>Miami</b> RESULT: Toni Linhart 31 FG	Baltimore	Miami	W 10-7	12:44
12/24/77**	<b>Oakland</b> RESULT: Dave Casper 10 pass from Ken Stabler	Baltimore	Colts	L 31-37	15:43
9/ 9/79#	<b>Tampa Bay</b> RESULT: Neil O'Donoghue 31 FG	Baltimore	Colts	L 26-29	1:41
9/ 4/83#	<b>New England</b> RESULT: Johnie Cooks 52 fumble return	Foxboro	New England	W 29-23	0:30
9/25/83	<b>Chicago</b> RESULT: Raul Allegre 33 FG	Baltimore	Colts	W 22-19	4:51
9/ 4/88#	<b>Houston</b> RESULT: Tony Zendejas 35 FG	Indianapolis	Colts	L 14-17	3:51
10/29/89	<b>New England</b> RESULT: Greg Davis 51 FG	Indianapolis	New England	L 20-23	9:57
12/10/89	<b>Cleveland</b> RESULT: Mike Prior 58 interception return	Indianapolis	Cleveland	W 23-17	10:54
12/ 8/91	<b>New England</b> RESULT: Michael Timpson 45 pass from Hugh Millen	Foxboro	Colts	L 17-23	8:55
10/11/92	<b>N.Y. Jets</b> RESULT: Dean Biasucci 47 FG	Indianapolis	Colts	W 6-3	3:01
11/15/92	<b>New England</b> RESULT: Charlie Baumann 18 FG	Indianapolis	Colts	L 34-37	3:25
11/29/92	<b>Buffalo</b> RESULT: Dean Biasucci 40 FG	Indianapolis	Colts	W 16-13	3:51
9/ 3/95#	<b>Cincinnati</b> RESULT: Doug Pelfrey 47 FG	Indianapolis	Cincinnati	L 21-24	2:36
9/10/95	<b>N.Y. Jets</b> RESULT: Mike Cofer 52 FG	East Rutherford	N.Y. Jets	W 27-24	4:27
10/ 8/95	<b>Miami</b> RESULT: Cary Blanchard 27 FG	Miami	Colts	W 27-24	4:58
10/ 6/96	<b>Buffalo</b> RESULT: Steve Christie 39 FG	Buffalo	Colts	L 13-16	9:22
12/ 1/96	<b>Buffalo</b> RESULT: Cary Blanchard 49 FG	Indianapolis	Buffalo	W 13-10	8:14
9/27/98	<b>New Orleans</b> RESULT: Cam Cleeland 33 pass from Danny Wuerffel	Indianapolis	New Orleans	L 13-19	6:10
12/30/00*	<b>Miami</b> RESULT: Lamar Smith 17 run	Miami	Miami	L 17-23	11:26

\* Playoffs      \*\* Playoffs (Double Overtime)      # Season Opener

<b>OVERALL</b>	<b>10-11</b>	<b>PLAYOFFS</b>	<b>1-3</b>	<b>BALTIMORE (1953-83)</b>	<b>INDIANAPOLIS (1984-Present)</b>
Home 6-7		Home 0-1	0-1	Overall 4-3	Overall 6-8
Away 4-4		Away 1-2	1-2	Home 2-2	Home 4-5
				Away 2-1	Away 2-3

**WIN COIN TOSS 4-6      LOSE COIN TOSS 6-3**

RECORD BY OPPONENT					
Buffalo	2-1	Miami	2-1	Oakland	0-1
Chicago	1-0	New England	1-3	Tampa Bay	0-1
Cincinnati	0-1	New Orleans	0-1	Tennessee	0-1
Cleveland	1-0	N.Y. Giants	1-0		
Green Bay	0-1	N.Y. Jets	2-0		

## TRADE HISTORY

Trades from 1960 present are as complete as possible, errors will be changed with documentation; Numbers in parentheses denote overall draft pick; (\*) denotes trade was cancelled by unmet condition; Players obtained through traded draft picks are identified.

- 2001 (2)**  
 4/21 D1-01 [22] to N.Y. Giants for D1-01 [30], D3-01 [91], D6-01 [193]. Colts **WR-REGGIE WAYNE, DB-JASON DOERING**, dealt D3-01. NYG **DB-WILL ALLEN**.
- 4/21 D2-01 [52], D3-01 [81] to Dallas for D2-01 [37]. Colts **DB-IDREES BASHIR**. Dallas dealt picks.
- 2000 (3)**  
 4/21 **LB-SPENCER REID** to Carolina for **RB-FRED LANE**.  
 4/16 D5-00 [158], D6-00 [195] to New Orleans for D5-00 [138]. Colts **OG-MATT JOHNSON** N.O. **TE-AUSTIN WHEATLEY, DB-MICHAEL HAWTHORNE**.  
 4/16 D6-01 [184] to Oakland for D7-00 [238]. Colts **DB-RODREGIS BROOKS** Oak **DT-CHRIS COOPER**.
- 1999 (2)**  
 4/18 D4-99 [99], D6-99 [171] to San Francisco for D4-99 [96]. Colts **DB-PAUL MIRANDA** S.F. **DB-ANTHONY PARKER, WR-TAI STREETS**.  
 4/15 **RB-MARSHALL FAULK** to St. Louis for D2-99 [36], D5-99 [138]. Colts **LB-MIKE PETERSON, DE-BRAD SCIOLI**.
- 1998 (6)**  
 8/30 D5-99 [136] to Pittsburgh for **DL-STEVEN CONLEY** Pit **TE-JERAME TUMAN**.  
 8/30 **TE-SCOTT SLUTZKER** to New Orleans for **LB-ANDRE ROYAL**.  
 7/23 D2-99 [34] to Carolina for **DB-TYRONE POOLE** Car **T-CHRIS TERRY**.  
 4/19 D4-98 [103-Bal.], D5-98 [124], D6-98 [154] to Baltimore for D4-98 [93-Ind.]. Colts **OG-STEVE McKINNEY** Bal **DT-CHASE MARTIN, LB-RON ROGERS**, dealt D4-98 [103].  
 3/26 **QB-PAUL JUSTIN** to Cincinnati for D5-98 [135]. Colts **LB-ANTHONY JORDAN**.  
 2/17 **QB-JIM HARBAUGH**, D4-98 [93] to Baltimore for D3-98 [71], D4-98 [103]. Colts **WR-E.G. GREEN**, dealt D4-98. Ravens dealt D4-98 [93].
- 1997 (2)**  
 12/22 D3-98 [62] to Carolina for **BILL POLIAN**, Car **DE-CHUCK WILEY**.  
 4/19 D3-97 [77] to San Francisco for D3-97 [86], D5-97 [156]. Colts **LB BERT BERRY, DE-CARL POWELL** S.F. **TE-GREG CLARK**.
- 1995 (1)**  
 4/27 D1-96 [22], D4-96[\*] to Tampa Bay for **QB-CRAIG ERICKSON** TB **DT-MARCUS JONES**.
- 1994 (2)**  
 4/24 D1-94 (7-Ail.), D3-94 (83-Ail.) to L.A. Rams for D1-94 (5). Colts **LB-TREV ALBERTS**. LA **RB-JAMES BOSTIC**, dealt D1-94.  
 3/24 **QB-JEFF GEORGE** to Atlanta for D1-94 [7], D3-94 [83], D1-96 [19]. Colts-dealt D1-94, D3-94 to Rams for D1-94, chose **WR-MARVIN HARRISON**.
- 1993 (3)**  
 4/25 D2-93 [44] to Pittsburgh for D2-93 [49], D4-93 [107-S.D.]. Colts **RB-ROOSEVELT POTTS, LB-DEVON McDONALD**. Pit **LB-CHAD BROWN**.  
 4/25 D3-93 [73], D5-93 [127] to L.A. Rams for D3-93 [65]. Colts **DB-RAY BUCHANAN** LA **RB-RUSSELL WHITE, G-CHUCK BELIN**.  
 4/25 D4-93 [100], D6-93 [156-G.B.] to Chicago for D4-93 [92]. Colts **DB-DERWIN GRAY** Chi **LB-MYRON BAKER**, dealt D6-93.
- 1992 (2)**  
 8/19 **DB-DAVE McCLOUGHAN** to Green Bay for D6-93 [156]. Colts dealt pick to Bears for D4-93.  
 4/26 **RB-ERIC DICKERSON** to L.A. Raiders for D4-92 [105-Dal.], D8-92 [212]. Colts **DT-TONY McCOY, RB-RONALD HUMPHREY**.
- 1991 (2)**  
 9/5 D3-92 [57], D11-92 [281] to L.A. Rams for **OT-IRV PANKEY**. LA **DT-MARC BOUTTE, LB-BRIAN TOWNSEND**.  
 8/20 D9-92[\*] to L.A. Raiders for **TE-ROBERT TYLER**.
- 1990 (2)**  
 8/6 **QB-CHRIS CHANDLER** to Tampa Bay for D1-92 [2]. Colts **LB-QUENTIN CORYATT**.  
 4/22 **OT-CHRIS HINTON, WR-ANDRE RISON**, D5-90 [121], D1-1991 [13] to Atlanta for D1-90 [1], D4-90 [83]. Colts **QB-JEFF GEORGE, WR-STACEY SIMMONS**. Atl **TE-REGGIE REDDING, WR-MIKE PRITCHARD**.
- 1989 (5)**  
 10/17 D3-90 [67] to San Diego for **LB-CHIP BANKS** SD **WR-WALTER WILSON**.  
 8/22 **NT-CHUCK EHIN** to Dallas for D10-90[\*].  
 8/22 D10-90 [259] to Dallas for **OT-ZEFROSS MOSS**. Dallas dealt pick.  
 8/21 D11-90[\*] to Denver for **OT-BILL CONTZ**.  
 4/23 D5-89 [129] to Washington for D4-90 [103], D8-90 [213]. Colts **QB-ALAN GRANT, DB-HARVEY WILSON**. Wash **DB-TIM SMILEY**.
- 1988 (10)**  
 10/5 **OG-RON SOLT** to Philadelphia for D1-89 [22], D4-90 [106]. Colts **WR-ANDRE RISON, OT-PAT CUNNINGHAM**.  
 9/9 D1-89 [15], D1-90 [10] to Seattle for **LB-FREDD YOUNG** Sea **OT-ANDY HECK**, dealt D1-90.  
 8/30 D12-89[\*] to Cleveland for **LB-ANTHONY GRIGGS**.  
 8/15 **TE-TIM SHERWIN** to N.Y. Giants for D7-89 [185]. Colts **DB-CHARLES WASHINGTON**.  
 7/8 **DB-LEONARD COLEMAN** to San Diego for D12-90 [311]. Colts **QB-GENE BENHART**.  
 5/5 D12-89[\*] to Pittsburgh for **TE-KEN WOODARD**.  
 4/29 **QB-JOE FERGUSON** to Tampa Bay for D12-89 [314]. Colts **RB-WILLIAM DuBOSE**.  
 4/27 D11-89[\*] to San Diego for **QB-MARK HERRMANN**.  
 4/27 D12-89[\*] to Atlanta for **WR-CHARLIE BROWN**.  
 3/29 D6-88 [159] to Washington for **WR-CLARENCE VERDIN**. Wash **QB-STAN HUMPHRIES**.
- 1987 (7)**  
 10/31 Rights to **LB-CORNELIUS BENNETT** to Buffalo for D1-88 [14], D1-89 [26], D2-89 [53]. **RB-GREG BELL**, then sent package and own D1-88 [20], D2-88 [47], D2-89 [45]. **RB-OWEN GILL** to L.A. Rams for **RB-ERIC DICKERSON** LA **WR-AARON COX, LB-FRED STRICKLAND, LB-FRANK STAMS** (with Colts picks), **RB-GASTON GREEN, RB-CLEVELAND GARY, DB-DARRYL HENLEY** (with Bills picks).  
 10/1 Cash to Pittsburgh for **DT-MARK SMYTHE**.  
 9/3 D7-88 [186] to N.Y. Giants for **NT-JEROME SALLY**. NYG **TE-DANTA WHITAKER**.  
 9/1 **TE-DERRICK RAMSEY** to Detroit for D12-88 [308]. Colts **WR-AATRON KENNEY**.  
 8/25 D12-89[\*] to Detroit for **DB-DEMETRIUS JOHNSON**.  
 4/15 **OT-ROGER CARON** to Buffalo for D8-87 [200]. Colts **DB-CHUCKIE MILLER**. Colts sent D8-88 [213] to Buffalo when **CARON** retired. Buf **DT-JEFF WRIGHT**.  
 4/1 D12-88[\*] to N.Y. Jets for **DB-KIRK SPRINGS**.
- 1986 (9)**  
 10/7 D2-87 [30] to Washington for rights to **WR-WALTER MURRAY** Wash **DB-BRIAN DAVIS**.  
 8/26 D9-87 [225] to N.Y. Giants for **DB-KENNY DANIEL** NYG **OG-STAN PARKER**.  
 8/13 D8-87 [197] to Tampa Bay for **DB-JOHN HOLT**. TB **NT-STAN MATALE**.  
 5/23 **QB-MIKE PAGE** to Cleveland for D9-87 [247]. Colts **LB-BOB ONTKO**.  
 5/22 D10-86[\*] to Detroit for **LB-ROOSEVELT BARNES**.

- 5/19 **DT-JIM MILLS** to Denver for D10-87(\*)  
 4/29 D6-86 (144) to L.A. Rams for D7-86 (172-Hou.), D7-86 (190), D12-86 (326). Colts-**K-CHRIS WHITE, DB-TIMMY SIMS, DT-ISAAC WILLIAMS, LA-OT-ROBERT COX.**
- 4/29 D2-86 (33), D5-87(\*) to Dallas for **QB-GARY HOGEBOOM, D2-86 (47)**. Colts-**QB-JACK TRUDEAU, Dal-RB-DARRYL CLACK.**
- 4/18 D1-86 (6), D3-86 (60) to New Orleans for D1-86 (4). Colts-**DE-JON HAND, NO-OT-JIM DOMBROWSKI, LB-PAT SWILLING.**
- 1985 (8)**  
 8/28 D10-86 (255) to St. Louis for **LB-DAVE AHRENS, StL-WR-WES SMITH.**  
 8/14 D11-86 (282) to Buffalo for **QB-MATT KOFLER, Buf-DE-BILLY WITT.**  
 8/ 3 D10-86(\*) to New England for **LB-TIM GOLDEN.**  
 8/ 1 **LB-VERNON MAXWELL** to San Diego for D5-86 (124). Colts-**C-GARY WALKER.**  
 7/25 **RB-ALVIN MOORE** to Detroit for **WR-ROBBIE MARTIN.**  
 7/23 D12-86(\*) to St. Louis for **TE-EDDIE MCGILL.**  
 5/16 **WR-VICTOR OATIS** to Cleveland for D12-86(\*)  
 4/10 **QB-MARK HERRMANN** to San Diego for D10-86 (266). Colts-**C-PETE ANDERSON.**
- 1984 (1)**  
 8/27 D11-85 (285) to L.A. Rams for **DB-GEORGE RADACHOWSKY, LA-QB-DOUG FLUTIE.**
- 1983 (7)**  
 8/31 **LB-MARK JERUE** to L.A. Rams for **QB-MARK REED.**  
 8/29 D10-84 (259) to Detroit for **WR-TRACY PORTER, Det-DB-WILLIAM FRIZZELL.**  
 8/29 D9-84 (232) to Dallas for **K-RAUL ALLEGRE, Dal-OL-JOHN HUNT.**  
 8/27 D6-85 (144) to Dallas for **OT-STEVE WRIGHT, Dal-OT-KURT PLOEGER.**  
 8/18 **TE-REESE MCCALL** to Tampa Bay for D7-84(\*)  
 7/28 D7-84 (178) to Detroit for **OT-KARL BALDISCHWILER, Det-LB-JIMMIE CARTER.**  
 5/ 2 **QB-JOHN ELWAY** to Denver for **OG-CHRIS HINTON, QB-MARK HERRMANN** and D1-84 (19). Colts-**OG-RON SOLT.**
- 1982 (7)**  
 9/ 6 D8-83 (197) to Denver for **OL-GLENN HYDE, Den-QB-GARY KUBIAK.**  
 9/ 4 **WR-ROGER CARR** to Seattle for D4-84 (103). Colts-**RB-GEORGE WONSLEY.**  
 8/31 D12-83(\*) to Pittsburgh for **LB-ZACK VALENTINE.**  
 8/31 **P-DAVE SMIGELSKY** to Atlanta for D9-83 (242). Colts-**OT-CHRIS ROSE.**  
 7/13 **OG-ROBERT PRATT** to Seattle for D5-84 (130). Colts-**OT-KEVIN CALL.**  
 5/26 **DB-BRUCE LAIRD** to San Diego for D6-83 (161). Colts-**C-GRANT FEASEL.**  
 4/27 **QB-BERT JONES** to L.A. Rams for D1-82 (4), D2-82 (34). Colts-**QB-ART SCHLICHTER, P-ROHN STARK.**
- 1981 (5)**  
 8/31 D6-83 (141) to San Diego for **K-MIKE WOOD, SD-WR-TRUMAINE JOHNSON.**  
 7/22 **DE-FRED COOK** to Washington for D9-82(\*)  
 7/15 **DB-LYLE BLACKWOOD** to N.Y. Giants for D12-82(\*)  
 4/28 D2-81 (39), D2-81 (52-L.A.), D5-81 (123) to Minnesota for D1-81 (18). Colts-**DE-DONNELL THOMPSON, Min-WR-MARDYE McDOLE, RB-JARVIS REDWINE, DE-WENDELL RAY.**  
 4/28 **RB-JOE WASHINGTON** to Washington for D2-81 (52-L.A.). Colts dealt pick to Vikings for D1-81.
- 1980 (6)**  
 9/23 **DT-JIM KRAHL** to San Francisco for D10-81 (256). Colts-**LB-GREGG GERKEN.**  
 8/26 **OG-RON BAKER** to Philadelphia for D8-81 (220). Colts-**DT-HOSEA TAYLOR.**  
 8/14 D10-81(\*) to Atlanta for **LB-BRIAN CABRAL.**  
 4/30 **RB-DON HARDEMAN** to Denver for D12-80 (324). Colts-**RB-MARVIN SIMS.**  
 4/24 **LB-STAN WHITE** to Detroit for D8-80 (195). Colts-**T-KEN WALTER.**
- 4/ 9 D5-80 (114) Kansas City for **RB-MARK BAILEY, KC-WR-CARLOS CARSON.**
- 1979 (5)**  
 10/ 9 **DE-JOHN DUTTON** to Dallas for D1-80 (24), D2-80 (51). Colts-**DB-DERRICK HATCHETT, T-TIM FOLEY.**  
 8/21 D8-80 (197) to Denver for **P-BUCKY DILTS, Den-WR-DON COLEMAN.**  
 5/31 **LB-CALVIN O'NEAL** to Tampa Bay for D12-80(\*)  
 5/ 3 D3-79 (72-Oak.), D7-79 (171) to Houston for D3-79 (69-Wash.). Colts-**DB-KIM ANDERSON, Hou-RB-KENNY KING, DB-TIM RIES.**  
 4/30 D4-79 (88), D5-79 (131-S.D.), D3-80 (62) to Detroit for **QB-GREG LANDRY, Det-TE-ULYSSES NORRIS, C-WALT BROWN, WR-MIKE FRIEDE.**
- 1978 (8)**  
 8/28 **RB-LYDELL MITCHELL** to San Diego for **RB-JOE WASHINGTON, D5-79 (131)**. Colts dealt pick to Lions for **QB-GREG LANDRY.**  
 8/28 D6-79 (141) and cash to Buffalo for **DB-DWIGHT HARRISON, Buf-G-MIKE BURROW.**  
 8/22 **WR-RICKY THOMPSON** to Washington for D6-79 (150). Colts-**T-JIMMY MOORE.**  
 8/16 **OT-FRANK MYERS** to Minnesota for D8-79 (207). Colts-**DB-NESBY GLASGOW.**  
 8/14 D3-79 (60) to Tampa Bay for **RB-DON HARDEMAN, TB-RB-JERRY ECKWOOD.**  
 7/22 **TE-RAYMOND CHESTER, D2-79 (33)** to Oakland for **WR-MIKE SIANI, D3-79 (80)**. Colts dealt pick to Oilers for **DB-KIM ANDERSON.** Raiders dealt pick.  
 5/ 1 **WR-FREDDIE SCOTT, D4-78 (107)** to Detroit for **DT-HERB ORVIS, Det-G-HOMER ELIAS.**  
 4/24 D5-78 (134) to Kansas City for **LB-WILLIE LANIER, KC-WR-ROBERT WOODS.**
- 1977 (1)**  
 9/ 6 D7-78(\*) to Green Bay for **DE-ALDEN ROCHE, D3-77 (80)** to St. Louis for **DB-NORM THOMPSON, StL-RB-TERDELL MIDDLETON.**
- 1976 (5)**  
 8/30 **QB-MARTY DOMRES** to San Francisco for D5-78 (117) and cash. Colts-**OT-FRANK MYERS.**  
 7/ 2 **K-ROD GARCIA** to Tampa Bay for cash.  
 6/25 **T-ED GEORGE** to Philadelphia for cash.  
 4/ 2 **T-DENNIS NELSON** to Philadelphia for **QB-BILL TROUP.**  
 4/ 2 **DB-MIKE WASHINGTON** to Tampa Bay for D3-76 (90) and cash. Colts-**RB-RON LEE.**
- 1975 (18)**  
 9/15 D2-77(\*), D3-78 (79) to San Francisco for **C-FORREST BLUE D15-76(\*), D16-76(\*).** SF-**G-ERNIE HUGHES.**  
 9/ 9 D5-77 (136) to New Orleans for **RB-HOWARD STEVENS, NO-T-DAVE HUBBARD.**  
 8/23 **T-DENNIS NELSON** to Washington for D12-76(\*), D4-77(\*-Balt.), D2-78(\*), D3-78(\*), D5-78(\*).  
 8/19 **DT-PAUL LINFORD** to Green Bay for D4-76(\*).  
 8/ 7 **WR-DAVE HAZEL** to Minnesota for D8-76(\*).  
 7/29 **TE-RON MAYO** to San Diego for D6-76(\*).  
 7/18 D6-76 (175) to Buffalo for **LB-JIM CHEYUNSKI, Buf-RB-DARNELL POWELL.**  
 7/18 D3-76(\*) to Houston for **LB-AL COWLINGS.**  
 6/ 2 D4-77 (110) to Washington for **RB-HERB MUL-KEY.** Wash dealt pick.  
 5/ 2 **TE-LARRY CHRISTOFF** to N.Y. Giants for rights to **DB-JIM SIMS.**  
 4/14 D2-76 (47), D4-76 (112) to Pittsburgh for rights to **T-ED GEORGE, Phi-QB-MIKE KRUCZEK, DB-WONDER MONDS.**  
 1/29 D13-76 (367), D17-76 (478) to Oakland for D16-75 (419), D17-75 (440). Colts-**DB-ROBERT SMITH, WR-FRANK RUSSELL, Oak-DE-CRAIG CRNICK, DB-BUDDY TATE.**  
 1/29 D15-76(\*), D16-76(\*) to San Francisco for D16-75 (399), D17-75 (426). Colts-**DT-MIKE EVAVOLD, DE-MIKE BENGARD.**  
 1/29 **WR-COTTON SPEYRER, OG-GLENN RESSLER** to Washington for D12-75(\*), D16-76 (449). Colts-**TE-MIKE FURHMAN.**  
 1/28 Rights to **G-NOAH JACKSON, D7-76 (201)** to Chicago for

- D7-75 (168-NY), D5-76 (134). Colts-**LB-DERREL LUCE, LB-SANDERS SHIVER**. Chi. dealt pick.
- 1/28 **DT-JIM BAILEY** to N.Y. Jets for D4-75 (93). Colts-**DT-PAUL LINFORD**.
- 1/28 Rights to **TE-GREG LATTA** to Chicago for D3-75 (56), D7-75 (160). Colts-**DT-DAVID PEAR, QB-STEVE JOACHIM**.
- 1/23 D1-75 (1), D6-75 (132) to Atlanta for **OT-GEORGE KUNZ, D1-75 (3)**. Colts-**OG-KEN HUFF**. Atl-**QB-STEVE BARTKOWSKI, LB-FULTON KUYKENDALL**.
- 1974 (11)
- 9/12 D10-75 (246) to Houston for **TE-RON MAYO**.
- 8/23 **T-TOM DROUGAS** to Denver for D8-75 (187). Colts-**TE-GREG DENBOER**.
- 8/13 **LB-TED HENDRICKS, D2-75 (28)** to Green Bay for **LB-TOM MacLEOD, D8-75 (192)**. Colts-**RB-MARIO CAGE**. GB dealt pick.
- 8/8 Cash to Denver for **LB-MIKE KACZMAREK**.
- 8/7 **C-FRED HOAGLIN** to Houston for D10-75 (246). Colts dealt pick to Oilers for **TE-RON MAYO** (9/12).
- 7/25 **TE-TOM MITCHELL** to San Francisco for D3-75 (53), D7-76 (201). Picks were part of **G-ELMER COLLETT, DB-MIKE SIMPSON** trades.
- 6/11 **DE-ROY HILTON** to N.Y. Giants for **RB-JOE ORDUNA, D6-75 (131)**. Colts-**WR-DON WESTBROOK**.
- 3/25 D7-76 (201) to San Francisco for **DB-MIKE SIMPSON**.
- 1/30 **DB-JACK MILDREN** to New England for D6-74 (140) and cash. Colts-**LB-DANNY RHODES**.
- 1/30 **LB-ED MOONEY** to Washington for D12-74 (307). Colts-**QB-BOB BOBROWSKI**.
- 1/30 **OG-CORNELIUS JOHNSON, D17-75(\*)** to Washington for **RB-GEORGE NOCK, D17-74 (436)**. Colts-**DB-BUZZY LEWIS, OG-JOHN WILLIAMS** to L.A. Rams for D1-74 (24). Colts-**WR-ROGER CARR**.
- 1973 (22)
- 10/3 **LB-RAY MAY** to Denver for D3-74 (67), D8-74 (198). Colts-**OG-ROBERT PRATT, RB-PAUL MILES**.
- 10/2 **RB-DON NOTTINGHAM, D6-74 (136)** to Miami for **RB-HUBERT GINN**. Mia-**DT-RANDY CROWDER**.
- 8/30 D5-74 (109) to Detroit for **LB-ED MOONEY**. Detroit dealt pick.
- 8/14 **LB-BILL LASKEY** to Denver for D7-74 (170). Colts-**LB-DAN DICKEL**.
- 8/1 D10-74(\*) to Detroit for **DT-JOHN GORDON**.
- 7/27 Considerations sent to Detroit for **DT-JOE SCHMEISING** assumed by Colts for **WR-JIM O'BRIEN**.
- 7/23 **DB-CHARLIE STUKES** to Minnesota for D5-74 (129). Colts-**DB-DOUG NETTLES**.
- 7/19 **TE-JOHN MOSIER** to Buffalo for D7-74 (174). Colts-**WR-FREDDIE SCOTT**.
- 7/17 **DT-BUBBA SMITH** to Oakland for **TE-RAYMOND CHESTER**.
- 6/26 D3-75 (53), D5-76(\*) to San Francisco for **G-ELMER COLLETT**.
- 6/13 D4-74 (84) to Detroit for **DT-JOE SCHMEISING**. Det. dealt pick to Colts for **WR-JIM O'BRIEN**.
- 3/15 **RB-TOM NOWATZKE** to Houston for D14-74(\*).
- 2/8 **DT-FRED MILLER** to Washington for D10-74(\*).
- 2/7 **G-DAN SULLIVAN** to Oakland for D14-74(\*).
- 1/31 **DB-JERRY LOGAN** to L.A. Rams for D10-74 (257). Colts-**DT-GLENN ELLIS**.
- 1/30 D4-73 (93-Cin.) to Cleveland for **K-GEORGE HUNT**. Cle-**LB-ANDY DORRIS**.
- 1/29 **DE-BILLY NEWSOME, D4-73 (86)** to New Orleans for D1-73 (2). Colts-**QB-BERT JONES**. NO-**LB-JIM MERLO**.
- 1/29 **C-BILL CURRY** to Houston for D3-73 (61), **G-TOM REGNER**. Colts-**RB-BILL OLDS**.
- 1/27 **RB-NORM BULAICH** to Philadelphia for D4-73 (83), D2-74 (37). Colts-**T-GERY PALMER, RB-ED SHUTTLESWORTH**.
- 1/25 **RB-TOM MATTE** to San Diego for D8-73 (189). Colts-**RB-RAY OLDHAM**.
- 1/22 D3-73 (67-K.C.) to Cleveland for **C-FRED HOAGLIN**. Cle-**DE-BOB CRUM**.
- 1/22 **QB-JOHN UNITAS** to San Diego for cash.
- 1972 (14)
- 10/24 **G-JOHN SHINNERS** to Cincinnati for D4-73 (93). Colts dealt pick to Browns for **K-GEORGE HUNT**.
- 9/11 D7-73 (166) to Denver for **TE-JOHN MOSIER**. Den-**DE-JOHN GRANT**.
- 9/7 D10-73 (243) to N.Y. Jets for **DT-CHUCK HINTON**. NYJ-**LB-JOE CARBONE**.
- 9/4 **DB-LEONARD DUNLAP** to San Diego for D4-73 (85). Colts-**WR-OLLIE SMITH**.
- 8/31 **T-LYNN LARSON** to Cleveland for D6-73(\*).
- 8/25 **T-CRAIG ROBINSON** to Houston for cash.
- 8/7 **TE-JOHN ANDREWS, D1-73 (25-Wash.)** to San Diego for **QB-MARTY DOMRES**. SD-**WR-JOHN ROY ROGERS**.
- 8/5 **TE-LLOYD EDWARDS, DB-WILLIAM WEST** to Oakland for cash.
- 8/4 Cash to N.Y. Jets for **TE-LLOYD EDWARDS, DB-WILLIAM WEST**.
- 7/31 **DB-TOM CURTIS** to L.A. Rams for D7-73(\*).
- 7/23 **WR-ELDRIDGE DICKEY** to Kansas City for D3-73 (67). Colts dealt pick to Browns for **C-FRED HOAGLIN**.
- 1/31 **DT-GEORGE WRIGHT** to San Diego for D4-72 (104-Dal./N.O.), D8-72 (191). Colts-**WR-ERIC ALLEN, LB-AL QUALLAN**.
- 1/28 **DB-JIM DUNCAN, D5-72 (126), D6-73 (139)** to New Orleans for **G-JOHN SHINNERS**. NO-**DB-BOB DAVIES**, dealt D6-73.
- 1/28 D3-72 (74) to Oakland for **WR-ELDRIDGE DICKEY**. Oak. dealt pick.
- 1971 (7)
- 9/27 **DB-RON GARDIN** to New England for D5-72 (115). Colts-**DT-DON CROFT**.
- 8/27 D10-72(\*) to Pittsburgh for **LB-MARTIN SCHOTTENHEIMER**.
- 8/18 Withdrew claim of **DT-JIM DeLISLE** of Green Bay for D9-72 (215). Colts-**DT-GARY HAMBELL**.
- 8/16 **LB-BOB GRANT** to Washington for D2-72 (47), D7-72 (169). Colts-**WR-GLENN DOUGHTY, RB-JOHN SYKES**.
- 7/31 **WR-ROY JEFFERSON, D9-73 (218), D9-74 (213)** to Washington for D1-73 (25). **WR-COTTON SPEYRER**. Colts dealt pick to Chargers for **QB-MARTY DOMRES**. Wash-**RB-RICH GALBOS**, dealt D9-74.
- 7/7 **DB-TOM MAXWELL, D4-72 (100), D7-72 (178)** to Oakland for D2-72 (46). **LB-BILL LASKEY**. Colts-**DB-JACK MILDREN**. Oak-**C-DAVE DALBY, DB-DENNIS PETE**.
- 3/19 D9-72 (230) to Cleveland for **LB-TOM BEUTLER**. Cle-**WR-BILLY LeFEAR**.
- 1970 (4)
- 8/21 **WR-WILLIE RICHARDSON, D4-71 (104)** to Pittsburgh for **WR-ROY JEFFERSON**. Pit-**DL-DWIGHT WHITE**.
- 6/1 **RB-PRESTON PEARSON, DB-OCIE AUSTIN** to Pittsburgh for **LB-RAY MAY, D12-71 (294)**. Colts-**T-BOB WUENSCH**.
- 4/13 Obtained D1-71 (22) from Miami for **DON SHULA**. Colts-**RB-DON McCAULEY**.
- 1/27 **LB-DENNIS GAUBATZ** to Washington for D4-70 (95). **DT-FRANK BOSCH**. Colts-**LB-STEVE SMEAR**.
- 1969 (5)
- 10/8 **LB-RON PORTER** to Phil. (thru Rams) for D3-70 (74). Colts-**TE-ARA PERSON**.
- 8/19 D4-70 (96) to Green Bay for **T-RON KOSTELNIK**. GB-**K-SKIP BUTLER**.
- 7/28 D6-70(\*) to Atlanta for **RB-PERRY LEE DUNN**. Colts sent **WR-GAIL COGDILL** to Falcons to complete deal.
- 6/17 **DB-JIM DILLARD** to Minnesota for D6-70(\*).
- 1/28 D4-69 (103), D5-69 (127-Dal.) to Atlanta for **G-DAN GRIMM**. Atl-**DB-DICKIE LYONS, DE-TONY PLEVIAK**.
- 1968 (8)
- 12/18 **DT-ANDY STYNCHULA** to Dallas for WR-SIMS STOKES, D5-69 (127). Colts dealt pick to Falcons for **G-DAN GRIMM**.
- 9/19 **RB-TONY LORICK** to New Orleans for D2-69 (33). Colts-**DT-TED HENDRICKS**.
- 9/16 **C-PHIL SOBOCINSKI** to Atlanta for D9-69 (210). Colts-**DT-GEORGE WRIGHT**.
- 9/10 **TE-BUTCH WILSON** to N.Y. Giants for **QB-EARL MORRALL**.
- 6/12 **LB/TE-BARRY BROWN** to N.Y. Giants for **DB-HENRY CARR**.
- 2/12 **DB-ALVIN HAYMOND** to Philadelphia for **RB-TIMMY BROWN**.

- 1/29 **DB-BOB WADE** to Pittsburgh for **QB-ED BROWN**.  
 \* **DT-CHARLIE JOHNSON** to N.Y. Giants for undisclosed terms.
- 1967 (5)**  
 10/ 4 D6-68(\*) to Detroit for **HB-JIM TODD**.  
 9/22 **DT-BOB LURTSEMA** to N.Y. Giants for D5-68 (126). Colts-**LB-PAUL ELZEY**.  
 8/31 **RB-GERALD ALLEN** to Washington for D10-68 (257), D4-69 (87). Colts-**DB-OCIE AUSTIN**, **RB-JACKIE STEWART**.  
 4/ 5 **QB-GARY CUOZZO**, **OL-BUFORD ALLISON**, D17-67 (438) to New Orleans for **C-BILL CURRY**, D1-67 (1), D3-67 (54), D7-69 (163). Colts-**DT-BUBBA SMITH**, **G-NORM DAVIS**, **LB-GARY FLEMING**. NO-**LB-BILLY BOB STEWART**.  
 \* D6-68 (162) to Atlanta for undisclosed terms. Atl-**WR-RICK EBER**.
- 1966 (10)**  
 10/22 **LB-MIKE STROFOLINO** to St. Louis for DB-67 (202). Colts-**T-LEE ANDERSON**.  
 8/27 **T-LOU KIROUAC** to Atlanta for D6-67 (137). Colts-**QB-TERRY SOUTHALL**.  
 8/ 8 **WR-JOHN MCGUIRE** to Detroit for D6-67(\*).  
 6/23 D6-67 (151) to Atlanta for **G-DALE MEMMELAAR**. Atl-**DB-MARTINE BIRCHER**.  
 \* D5-68 (134) to Cleveland for **P-DAVID LEE**. Cle-**DB-JACKIE JACKSON**.  
 \* **RB-WENDELL HARRIS** to N.Y. Giants for **DT-ANDY STYNCHULA**.  
 \* **RB-DAVE HAYES** to Washington for **WR-BILL HUNTER**.  
 \* **G-JIM CARTER** to Pittsburgh for D12-67 (298). Colts-**DB-PRESTON PEARSON**.  
 \* **DL-THOMAS CARR**, **RB-KENNETH DUKE**, **DE-ROLAND ROGERS** to Washington for D9-67(\*).  
 \* Cash to Detroit for **RB-EARL HAWKINS**.
- 1965 (7)**  
 10/18 **G/T-RALPH NEELY** to Dallas for **K/QB-BILLY LOTHBRIDGE**, D4-66. Colts-**WR-ROD SHERMAN**.  
 9/29 **LB-JOHN CAMPBELL** to Pittsburgh for **C-BUZZ NUTTER**.  
 1/28 **T-LARRY KRAMER** to Minnesota for **LB-JOHN CAMPBELL**, D8-66. Colts-**RB-GERALD ALLEN**.  
 \* **DT-DAN LA ROSE** to San Francisco for D7-66. Colts-**T-DAVE ELLIS**.  
 \* **RB-JOE DON LOONEY**, D5-66 to Detroit for **LB-DENNIS GAUBATZ**. Detroit dealt pick.  
 \* **P-TOM GILBURG** to L.A. Rams for D5-66(\*).  
 \* **C-JAMES MAPLES** to Pittsburgh for D10-65(\*).
- 1964 (7)**  
 9/ 8 **K-JIM MARTIN** to Washington for D20-65. Colts-**C-RAYMOND JOHNSON**.  
 8/25 **DB-ANDY NELSON**, **WR-R.C. OWENS** to N.Y. Giants for **RB-JOE DON LOONEY**, **T-LOU KIROUAC**, D6-65. Colts-**HB-BOB FELTS**.  
 4/ 2 **RB-J.W. LOCKETT** to Washington for D4-65. Colts-**LB-MARTIN SCHOTTENHEIMER**.  
 \* **G-PALMER PYLE** to Minnesota for **LB-STEVE STONEBREAKER**.  
 \* **DT-JIM COLVIN** to Dallas **DT-GUY REESE**.  
 \* D6-64(\*) to Cleveland for **DE-JIM McCUSKER**.  
 \* **RB-HERM McKEE** to Philadelphia for D9-65(\*).
- 1963 (5)**  
 9/ 3 **DB-MARV WOODSON**, **LB-BILL SAUL** to Pittsburgh for **K/DE-LOU MICHAELS**, D3-65. Colts-**G-GLENN RESSLER**.  
 \* D10-64 to Detroit for **K-JIM MARTIN**. Det-**RB-GLENN HOLTON**.  
 \* D3-64 to Dallas for **RB-J.W. LOCKETT**. Dallas dealt pick.  
 \* **DB-JOHN SAMPLE** to Pittsburgh for D2-63. Colts-**RB-BUTCH WILSON**.  
 \* D3-65 to San Francisco for **WR-RAYMOND BERRY**. SF-**LB-JACK CHAPPLE**.
- 1962 (2)**  
 \* D3-63 to St. Louis. St.L-**B-MIKE FRACCHIA**. St.L. sent **DB-JERRY NORTON** to Dallas and Colts obtained **E-DICK BIELSKI** from Cowboys in 3-way trade.  
 \* **DB-PETE MANNING** to Chicago for D4-63. Colts-**T-HARLOW FULLWOOD**.
- 1961 (9)**  
 \* **DB-JACKIE SIMPSON** to Pittsburgh for **DE-BILLY RAY SMITH**.  
 \* **C-BUZZ NUTTER**, **DT-GENE LIPSCOMB** to Pittsburgh for **WR-JIMMY ORR**, **DT-JOE LEWIS**, **C/LB-DICK CAMPBELL**.  
 \* **E-VINCE SCOTT** to Washington for **LB-TOM GUNDERMAN**.  
 \* D6-62 to Washington for **DB-GARY GLICK**. Washington dealt pick.  
 \* D5-62 to Green Bay for **QB-LAMAR McHAN**. GB-**B-CHUCK MORRIS**.  
 \* Undisclosed terms to Pittsburgh for D5-62. Colts-**G-JERRY CROFT**.  
 \* D20-62(\*) to San Francisco for **RB-JOE PERRY**.  
 \* **E-JERRY RICHARDSON**(\*) to N.Y. Giants for **OG-JOHN GUZIK**.  
 \* Undisclosed terms(\*) to Pittsburgh for **E-E.A. SIMS**.
- 1960 (4)**  
 7/20 **DB-BERT RECHICHAR** to Pittsburgh for D5-61. Colts-**RB-ED DYAS**.  
 7/14 **B-JIMMY CARR** to Philadelphia for D9-60. Colts-**RB-DON PERKINS**. **PERKINS** ruled property of Dallas, Colts gained D9-62. Colts-**RB-ROY WALKER**.  
 \* **G-HANSON CHURCHWELL** to Washington for D10-60. Colts-**QB-BOBBY BOYD**.  
 \* **QB-GEORGE SHAW** to N.Y. Giants for D2-60, D1-61. Colts-**G-MARVIN TERRELL**. Colts dealt D1-61 (from NYG) to San Francisco for **E-DEE MACKEY**. SF-**QB-BILLY KILMER**.
- 1959 (1)**  
 \* D3-59 to Detroit for **DE-RAY KROUSE**. Det-**T-RON LUCIANO**.
- 1958 (5)**  
 \* **B-DICK YOUNG** to Pittsburgh for D7-58. Colts-**DB-JOHN SAMPLE**.  
 \* D5-58 to N.Y. Giants for **RB-HENRY MOORE**. NYG-**B-BOBBY CONRAD**.  
 \* **DT-TOM FINNIN** to Chi. Cardinals for D5-58. Colts-**DB-RAYMOND BROWN**.  
 \* **G-DALE MEINERT** to Chi. Cardinals for **LB-LEO SANFORD**.  
 \* Undisclosed terms to N.Y. Giants for **OT-DICK YELVERTON**.
- 1957 (1)**  
 \* **RB-CHARLES SHEPARD** to Pittsburgh for D16-57. Colts-**HB-JOE CANNAVINO**.
- 1955 (3)**  
 \* **DB-TOM KEANE** to Chi. Cardinals for **RB-DICK YOUNG**.  
 \* D4-55 to L.A. Rams for undisclosed terms.  
 \* D10-55 to L.A. Rams for undisclosed terms.
- 1954 (5)**  
 \* Undisclosed terms to N.Y. Giants for D9-55. Colts-**G-WILLIAM EVANS**.  
 \* Undisclosed terms to N.Y. Giants for D4-55. Colts-**G-JACK PATERA**.  
 \* **E-TOM FEAMSTER** to L.A. Rams for undisclosed terms.  
 \* **B-THOMAS ALLMAN** to Green Bay for undisclosed terms.  
 \* **B-JAMES KINCAID** to L.A. Rams for **T-JIM WINKLER**.
- 1953 (8)**  
 3/25 **LB-TOM CATLIN**, **T-DON COLO**, **G-HERSHEL FORRESTER**, **T-MIKE McCORMACK**, **HB-JOHN PETTIBON** to Cleveland (3/25) for **QB-HARRY AGGANS**, **T-DICK BATTEN**, **E-GERN NAGLER**, **DB-BERT RECHICHAR**, **G-ED SHARKEY**, **T-STU SHEETZ**, **DB-DON SHULA**, **G-ART SPINNEY**, **B-CARL TASEFF**, **G-ELMER WILLHOITE**.  
 \* D6-54 to Cleveland for **C-TOM COSGROVE**. Cle-**T-JAMES SMITH**.  
 \* **HB-RAY PELFREY** to N.Y. Giants for **DT-TOM FINNIN**.  
 \* Undisclosed terms to Detroit for **QB-TOM DUBLINSKI**.  
 \* Undisclosed terms to Chicago for **QB-BOBBY WILLIAMS**.  
 \* Undisclosed terms to Chicago for **G-DICK BARWEGAN**.  
 \* Undisclosed terms to L.A. Rams for **G-BILL LANGE**.  
 \* Undisclosed terms to L.A. Rams for **HB-TOM KALMANIR**.



# FREE AGENCY (1993-01) THROUGH JULY 15, 2001

**2001**

**Players Signed by Colts (2):** DT-Christian Peter (New York Giants); LB-Mike Marton (Green Bay).

**Former Colts Signed by Other Clubs (2):** DB-Jason Belsler (Kansas City); Bernard Whittington (Cincinnati).

**2000**

**Players Signed by Colts (1):** DL-Bernard Holsey (New York Giants).

**Former Colts Signed by Other Clubs (0):** None.

**1999**

**Players Signed by Colts (7):** LB-Jeff Brady (Carolina); DE-Chad Bratzke (New York Giants); QB-Stoney Case (Arizona); DB-Chad Cota (New Orleans); RB-Darick Holmes (Green Bay); OL-Sale Isaia (Baltimore); DE-Shawn King (Carolina).

**Former Colts Signed by Other Clubs (4):** P-Chris Gardocki (Cleveland); DB-Tim Hauck (Philadelphia); WR-Torrance Small (Philadelphia); DL-Jeff Zgonina (St. Louis).

**1998**

**Players Signed by Colts (4):** LB-Myron Baker (Carolina); DB-Jeff Burris (Buffalo); LB-Jeff Herrard (Philadelphia); OG-Tom Myslinski (Pittsburgh); WR-Torrance Small (St. Louis).

**Former Colts Signed by Other Clubs (4):** WR-Sean Dawkins (New Orleans); DB-Derwin Gray (Carolina); OT-Jason Mathews (Tampa Bay); WR-Brian Stabilein (New England).

**1997**

**Players Signed by Colts (3):** DB-Robert Blackmon (Seattle); DE-Al Fontenot (Chicago); DB-Carlton Gray (Seattle).

**Former Colts Signed by Other Clubs (2):** DB-Roy Buchanan (Atlanta-transitional); DT-Tony Siragusa (Baltimore).

**1996**

**Players Signed by Colts (5):** LB-Elijah Alexander (Denver); OT-Troy Auzenne (Chicago); DB-Derrick Frazier (Philadelphia); C/G-Jay Leeuwenburg (Chicago); OL-Doug Widell (Detroit).

**Former Colts Signed by Other Clubs (3):** DB-Ashley Ambrose (Cincinnati); OG-Joe Staysniak (Green Bay); OT-Will Wolford (Pittsburgh).

**1995**

**Players Signed by Colts (3):** WR-Willie "Flipper" Anderson (St. Louis Rams); P-Chris Gardocki (Chicago); TE-Ed West (Green Bay).

**Former Colts Signed by Other Clubs (7):** K-Dean Biasucci (Pittsburgh); TE-Kerry Cash (Oakland Raiders); OL-Cecil Gray (Oakland Raiders); QB-Dan Majkowski (Detroit); OT-Zefross Moss (Detroit); DT-Thomas Sims (Minnesota); P-Rohn Stark (Pittsburgh).

**1994**

**Players Signed by Colts (2):** LB-Tony Bennett (Green Bay); WR-Floyd Turner (New Orleans).

**Former Colts Signed by Other Clubs (0):** None.

**1993**

**Players Signed by Colts (3):** WR-Aaron Cox (Rams); C-Kirk Lowdermilk (Minnesota); OT-Will Wolford (Buffalo).

**Former Colts Signed by Other Clubs (2):** WR-Bill Brooks (Buffalo); DB-Mike Prior (Green Bay).

## "PLAN B" FREE AGENCY (1989-92)

**1992**

**Players Signed by Colts (5):** WR-Reggie Langhorne (Cleveland); OL-Trevor Matich (New York Jets); OG-Ron Salt (Philadelphia); P/QB-Tom Tupa (Phoenix); LB-Carl Zander (Cincinnati).

**Former Colts Signed by Other Clubs (9):** OL-Brian Baldinger (Buffalo); TE-Pat Beach (New York Jets); OL-Brian Blados (Seattle); QB-Rusty Hilger (Seattle); LB-Matt Jaworski (Pittsburgh); LB-Brian Jones (Miami); RB-Bruce Perkins (Cleveland); DB-Keith Taylor (New Orleans); DB-Charles Washington (Green Bay).

**1991**

**Players Signed by Colts (2):** DL-Travis Davis (New Orleans); LB-Cedric Figaro (San Diego).

**Former Colts Signed by Other Clubs (6):** LB-O'Brien Alston (Los Angeles Raiders); DL-Jeff Faulkner (Phoenix); RB-Ivy Joe Hunter (New England); LB-Kurt Larson (Green Bay); TE-Eugene Riley (Detroit); LB-Matt Vanderbeek (Minnesota).

**1990**

**Players Signed by Colts (0):** None.

**Former Colts Signed by Other Clubs (8):** TE-Mark Boyer (New York Jets); TE-John Brandes (Washington); DE-Ezra Johnson (Houston); LB-Cliff Odum (Miami); DB-Anthony Parker (New York Jets); DB-Bruce Plummer (San Diego); OG-Ben Uhl (Atlanta); DB-Charles Washington (Kansas City).

**1989**

**Players Signed by Colts (7):** DB-Keith Bostic (Houston); LB-Phillip Brown (Atlanta); DL-Sam Clancy (Cleveland); C-Stan Eisenhooth (Seattle); DB-Bruce Plummer (Miami); WR-Clarence Weathers (Cleveland); DL-Mitch Willis (Atlanta).

**Former Colts Signed by Other Clubs (7):** WR-Mark Bellini (Phoenix); DT-Byron Darby (Los Angeles Rams); QB-Gary Hogeboom (Phoenix); LB-Barry Krauss (Cleveland); LB-Orlando Lowry (Kansas City); OT-Joel Patten (San Diego); DB-Willie Tullis (Detroit).

\*List includes Unrestricted, Restricted and "Plan B" free agents and does not include free agents signed after being waived.

## COLTS ATTENDANCE HISTORY

Year	Home Games	Home Attendance	Road Games	Road Attendance	REG. SEASON ATTENDANCE	Playoffs No. Games	ATTENDANCE W/PLAYOFFS
1953	6	169,975	6	178,478	348,453		
1954	6	164,238	6	177,069	341,307		
1955	6	236,826	6	240,634	477,460		
1956	6	238,421	6	265,598	504,019		
1957	6	279,888	6	274,913	554,801		
1958	6	321,849	6	353,107	674,956	64,195 - 1	739,141
1959	6	343,373	6	285,524	628,897	57,545 - 1	686,442
1960	6	342,858	6	292,947	635,805		
1961	7	391,812	7	306,261	698,073		
1962	7	391,659	7	336,043	727,702		
1963	7	403,835	7	299,929	703,764		
1964	8	474,352	6	289,374	763,726	79,544 - 1	843,270
1965	7	416,361	7	339,116	755,477	116,053 - 2	871,530
1966	7	418,143	7	352,664	770,807	58,088 - 1	828,895
1967	7	418,143	7	387,154	805,297		
1968	7	418,292	7	366,131	784,423	216,255 - 3	1,000,678
1969	7	414,918	7	406,530	821,448		
1970	7	415,351	7	347,476	762,827	186,699 - 3	949,526
1971	7	407,911	7	414,030	821,941	152,711 - 2	974,652
1972	7	395,026	7	405,064	800,090		
1973	7	382,711	7	432,296	815,007		
1974	7	282,029	7	406,813	688,842		
1975	7	333,605	7	409,892	743,497	59,053 - 1	802,550
1976	7	374,453	7	381,739	756,192	60,020 - 1	816,212
1977	7	386,503	7	409,824	796,327	60,763 - 1	857,090
1978	8	405,193	8	432,360	837,553		
1979	8	337,891	8	482,480	820,371		
1980	8	333,208	8	477,850	811,058		
1981	8	336,652	8	508,477	845,129		
1982	4	107,646	5	236,646	344,292		
1983	8	335,742	8	442,188	777,930		
1984	8	481,305	8	342,665	823,970		
1985	8	471,788	8	362,871	834,659		
1986	8	442,534	8	383,045	825,579		
1987	8	436,867	7	347,561	784,428	79,838 - 1	864,266
1988	8	468,369	8	449,892	918,261		
1989	8	467,446	8	475,038	942,484		
1990	8	440,681	8	412,889	853,570		
1991	8	434,008	8	362,211	796,219		
1992	8	392,069	8	387,858	779,927		
1993	8	407,928	8	454,963	862,891		
1994	8	396,462	8	458,963	855,425		
1995	8	440,613	8	469,253	909,866	199,838 - 3	1,009,704
1996	8	438,026	8	505,584	943,610	58,078 - 1	1,001,688
1997	8	451,455	8	483,840	935,295		
1998	8	440,930	8	519,197	960,127		
1999	8	453,270	8	546,969	1,000,239	57,097 - 1	1,057,336
2000	8	454,319	8	553,694	1,008,013	73,193 - 1	1,081,206

## 10 LARGEST HOME ATTENDANCES

61,479	Pittsburgh	11/13/83
61,282	Miami	12/14/97
61,139	Buffalo	10/20/97
60,928	Green Bay	11/16/97
60,891	Miami	9/23/96
60,763	Pittsburgh	10/30/77
60,763	Washington	11/7/77
60,763	New England	12/18/77
60,762	Washington	11/6/78
60,587	Miami	9/6/98

## 10 SMALLEST HOME ATTENDANCES

19,073	Miami	1/2/85
23,093	Chicago	11/21/54
23,598	Cincinnati	12/5/81
23,715	Chicago	9/27/55
23,875	San Francisco	11/28/54
25,159	Detroit	10/3/55
25,287	Detroit	11/6/54
25,920	Green Bay	12/19/82
26,005	San Francisco	11/29/53
27,088	N.Y. Giants	10/2/54

## 10 LARGEST ROAD ATTENDANCES

100,202	L.A. Rams	12/6/58
80,638	Detroit	11/16/80
80,636	New Orleans	10/19/69
80,132	Cleveland	10/14/62
80,010	Miami	12/16/72
79,469	N.Y. Jets	9/20/98
79,404	Buffalo	10/16/94
79,401	Buffalo	10/6/96
79,256	Buffalo	11/12/89
79,101	Buffalo	11/21/93

## 10 SMALLEST ROAD ATTENDANCES

9,860	Buffalo	10/4/87
18,713	Green Bay	10/18/53
19,429	New England	12/6/90
19,786	Green Bay	11/13/54
20,131	New England	12/8/91
20,693	Buffalo	12/2/84
21,762	Kansas City	11/24/85
22,383	New England	12/16/84
23,432	San Francisco	12/13/53
23,566	Washington	10/31/54

## FIVE LARGEST REGULAR SEASON ATTENDANCES

HOME		AWAY		TOTAL	
481,305	1984	553,694	2000	1,008,013	2000
474,352	1964	546,969	1999	1,000,239	1999
471,788	1985	519,197	1998	960,127	1998
468,369	1988	508,477	1981	943,610	1986
467,446	1989	505,584	1996	942,484	1989

## COLTS REGULAR SEASON ATTENDANCE HISTORY BY OPPONENT

### HOME GAMES

OPPONENT	No.	Attendance	LARGEST	Date	SMALLEST	Date
Dolphins	31	1,686,225	61,282	12/14/97	19,073	1/ 2/83
Patriots	31	1,608,808	60,763	12/18/77	34,127	12/20/81
Bills	30	1,546,508	61,139	10/20/97	37,927	9/30/79
Jets	30	1,497,372	60,398	9/ 2/84	34,927	10/11/87
Rams	20	1,061,524	60,239	1965-68	27,268	11/22/53
Lions	20	1,023,664	60,238	1965-67,69	25,159	10/ 3/53
Packers	20	1,016,827	60,928	11/16/97	25,920	12/19/82
49ers	19	985,609	60,238	1967,69	23,875	11/28/54
Bears	19	970,832	60,519	11/17/91	23,093	11/21/54
Redskins	15	819,038	60,763	11/ 7/77	32,944	12/23/56
Browns	12	650,083	60,238	10/20/68	37,285	11/ 2/75
Chargers	11	599,964	60,459	11/ 8/87	47,950	11/30/86
Bengals	10	462,916	59,387	9/13/87	23,598	12/ 5/82
Vikings	8	455,949	60,238	1966,68	53,645	12/16/62
Cardinals	9	454,472	60,274	9/16/84	32,782	11/22/81
Titans	9	451,942	60,020	11/ 1/76	27,934	12/18/83
Steelers	7	397,804	61,479	11/13/83	42,575	11/ 3/57
Broncos	6	329,951	60,544	10/31/88	37,959	11/10/74
Eagles	6	325,297	60,240	12/ 6/70	44,952	12/19/93
Cowboys	5	297,129	60,586	12/ 6/81	56,860	10/31/99
Chiefs	6	276,863	56,689	11/ 7/99	29,936	12/21/80
Buccaneers	5	254,976	60,468	12/27/87	39,756	9/ 9/79
Falcons	4	235,007	60,238	1968,69	56,715	9/17/67
Saints	4	214,523	60,238	12/10/67	48,480	9/27/98
Raiders	3	156,800	59,008	10/28/73	41,023	9/28/75
Giants	3	145,805	60,029	9/15/63	27,088	10/ 2/54
Seahawks	2	99,070	49,876	10/ 2/94	49,876	10/ 2/94
Panthers	1	58,182	58,182	12/27/98	58,182	12/27/98
Ravens	1	56,978	56,978	10/13/96	56,978	10/13/96
Jaguars	1	56,816	56,816	9/25/00	56,816	9/25/00
<b>TOTAL</b>	<b>348</b>	<b>18,196,934</b>				

### ROAD GAMES

OPPONENT	No.	Attendance	LARGEST	Date	SMALLEST	Date	OVERALL TOTAL
Dolphins	31	1,913,660	80,010	12/16/72	45,236	12/ 4/88	3,599,885
Bills	31	1,842,541	79,404	10/16/94	9,860	10/ 4/87	3,389,049
Jets	31	1,777,810	79,469	9/20/98	33,684	12/13/92	3,275,182
Patriots	30	1,499,225	61,297	1979,80	19,429	12/ 6/92	3,108,033
Rams	19	1,091,734	100,202	12/ 6/58	26,696	12/ 5/53	2,153,258
Lions	18	993,278	80,638	11/16/80	46,508	11/ 7/53	2,016,942
49ers	20	903,011	68,486	10/18/98	23,432	12/13/53	1,888,620
Bears	19	903,730	66,944	11/ 5/00	27,845	10/10/54	1,874,562
Packers	19	724,647	59,869	11/19/00	18,713	10/18/53	1,741,474
Redskins	11	488,032	55,045	12/13/81	23,566	10/31/54	1,307,070
Browns	9	633,953	80,132	10/14/62	42,404	11/11/56	1,284,036
Vikings	12	543,899	58,342	11/20/88	30,787	9/23/62	999,848
Chargers	8	384,296	63,177	10/26/97	37,322	10/23/88	984,260
Bengals	9	462,391	60,051	11/25/90	43,991	12/ 7/80	925,307
Steelers	9	439,392	57,925	10/12/97	41,597	12/ 9/78	837,196
Eagles	8	461,988	72,200	11/15/81	27,813	11/15/53	787,28
Broncos	5	374,235	74,958	10/ 3/93	74,680	10/15/89	704,186
Titans	5	224,570	50,815	9/21/80	31,792	11/23/86	676,512
Chiefs	7	385,561	78,357	9/ 3/00	21,762	11/24/85	662,424
Giants	8	506,005	78,081	11/14/99	33,982	11/13/55	651,810
Cowboys	6	339,726	65,053	9/ 4/78	25,500	10/30/60	636,855
Falcons	7	358,750	61,141	12/ 6/98	30,397	12/ 7/86	593,757
Cardinals	3	127,646	48,282	12/ 4/76	31,885	12/ 2/90	582,118
Seahawks	6	339,422	63,593	10/15/00	39,574	12/ 4/94	438,492
Buccaneers	4	146,836	56,585	10/ 4/92	25,577	12/15/85	401,812
Saints	3	173,767	80,636	10/19/69	49,009	12/24/89	388,290
Raiders	5	230,157	54,689	11/28/71	40,287	9/15/91	386,957
Ravens	1	68,898	68,898	11/29/98	68,898	11/29/98	125,876
Jaguars	1	66,099	66,099	12/10/95	66,099	12/10/95	122,915
Panthers	1	49,841	49,841	12/ 3/95	49,841	12/ 3/95	108,023
<b>TOTAL</b>	<b>346</b>	<b>18,455,100</b>					<b>36,652,034</b>

# INDIVIDUAL RECORDS

National Football League records are indicated by an asterisk. Every attempt has been made to compile as complete a table of records as possible. Errors will be corrected if documented. Since the Colts joined the NFL in 1953, the league has increased the number of games played each season from 12 in 1953 to the current 16 in 1978.

Here are the dates that the league increased the number of games played each season:

**1953-60 12 games 1961-77 14 games 1978-2000 16 games**

Note: The 1982 NFL regular season was reduced from 16 games to nine games because of a players' strike. The 1987 season was 15 games due to a players' strike.

## SERVICE

### MOST SEASONS

- 17 John Unitas, 1956-72
- 13 Raymond Berry, 1955-67
- 13 Eugene Daniel, 1984-96
- 13 Ray Donaldson, 1980-92
- 13 David Lee, 1966-78
- 13 Gino Marchetti, 1953-64, 66
- 13 Rohn Stark, 1982-94
- 13 Dick Szymanski, 1955, 57-68
- 12 Lenny Moore, 1956-67
- 12 Don Shinnick, 1957-68
- 12 Ordell Braase, 1957-68

### MOST GAMES PLAYED

- 206 John Unitas, 1956-72
- 197 Eugene Daniel, 1984-96
- 197 Rohn Stark, 1982-94
- 188 David Lee, 1966-78
- 184 Ray Donaldson, 1980-92
- 164 Don Shinnick, 1957-68
- 164 Ordell Braase, 1957-68

### MOST CONSECUTIVE GAMES PLAYED

- 155 Jerry Logan, 1963-72
- 139 Jim Parker, 1957-G2-1967
- 138 Alex Sandusky, 1957-68

## SCORING

### MOST POINTS (CAREER)

- 783 Dean Biasucci, 1984, 86-94
- 678 Lenny Moore, 1956-67
- 586 Lou Michaels, 1964-69
- 408 Raymond Berry, 1955-67
- 394 Toni Linhart, 1974-79
- 370 Mike Vanderjagt, 1998-00
- 348 Don McCauley, 1971-81
- 342 Tom Matte, 1961-72
- 334 Cary Blanchard, 1995-97
- 312 Steve Myhra, 1957-61
- 306 Marshall Faulk, 1994-98

### MOST POINTS (SEASON)

- 145 Mike Vanderjagt, 1999
- 135 Cary Blanchard, 1996
- 121 Mike Vanderjagt, 2000
- 120 Lenny Moore, 1964
- 117 Cary Blanchard, 1997
- 114 Dean Biasucci, 1988
- 112 Raul Allegre, 1983
- 110 Edgerrin James, 2000
- 109 Toni Linhart, 1976
- 106 Lou Michaels, 1967
- 104 Jim Martin, 1963
- 104 Lou Michaels, 1964
- 104 Mike Vanderjagt, 1998
- 102 Lou Michaels, 1968
- 102 Edgerrin James, 1999
- 101 Lou Michaels, 1965

### MOST POINTS (ROOKIE)

- 112 Raul Allegre, 1983
- 102 Edgerrin James, 1999
- 93 Jim O'Brien, 1970
- 78 Curtis Dickey, 1980
- 72 Marshall Faulk, 1994
- 70 George Hunt, 1973

### MOST POINTS (GAME)

- 24 Lenny Moore vs. Chi, Oct. 4, 1958
- 24 Lenny Moore vs. LA Rams, Oct. 16, 1960
- 24 Lenny Moore vs. Min, Oct. 1, 1961
- 24 Lydell Mitchell vs. Buf, Oct. 12, 1975
- 24 Eric Dickerson vs. Den, Oct. 31, 1988
- 18 [28 times] Last: Marvin Harrison vs. Min, Dec. 24, 2000

### MOST POINTS (ROOKIE-GAME)

- 18 Billy Vessels vs. LA Rams, Nov. 25, 1956
- 18 Marshall Faulk vs. Hou, Sept. 4, 1994
- 18 Marvin Harrison at K.C., Dec. 15, 1996
- 18 Edgerrin James at Phil, Nov. 21, 1999
- 18 Edgerrin James at Cle, Dec. 26, 1999
- 16 Raul Allegre at Phil, Oct. 30, 1983
- 13 Raul Allegre at Den, Dec. 11, 1983
- 12 [19 times] Last: Edgerrin James vs. Wash, Dec. 19, 1999

### MOST CONSECUTIVE GAMES SCORING

- 58 Lou Michaels, G13-1965/G14-1969
- 55 Steve Myhra, G8-1957/G14-1961
- 55 Dean Biasucci, G11-1987/G2-1991
- 44 Toni Linhart, G13-1974/G14-1977
- 44 Cary Blanchard, G5-1995/G-16-1997
- 39 Mike Vanderjagt, G10-1998/G16-2000
- 28 Jim O'Brien, G1-1970/G14-1971
- 27 Raul Allegre, G6-1984/G16-1985
- 26 Dean Biasucci, G2-5-1984, G1-1986/G9-1987
- 21 Steve Mike-Mayer, G12-1979/G16-1980

### MOST CONSECUTIVE GAMES SCORING (ROOKIE)

- 14 Jim O'Brien, G1-14, 1970
- 11 Raul Allegre, G1-11, 1983
- 10 Buck McPhail, G1-10, 1953
- 7 Curtis Dickey, G7-13, 1980
- 5 Alan Ameche, G1-5, 1955
- 5 Steve Myhra, G8-12, 1957

### MOST SEASONS LEADING TEAM

- 9 Dean Biasucci, 1986-94
- 5 Lenny Moore, 1956-58, 60, 64
- 4 Lou Michaels, 1965-68
- 4 Toni Linhart, 1974, 76-78
- 4 Jim O'Brien, 1970-72
- 3 Raul Allegre, 1983-85
- 3 Mike Vanderjagt, 1998-00

### MOST CONSECUTIVE SEASONS LEADING TEAM

- 9 Dean Biasucci, 1986-94
- 4 Lou Michaels, 1965-68
- 3 Lenny Moore, 1956-58
- 3 Jim O'Brien, 1970-72
- 3 Toni Linhart, 1976-78
- 3 Raul Allegre, 1983-85
- 3 Mike Vanderjagt, 1998-00

### MOST KICK-SCORING POINTS (SEASON)

- 145 Mike Vanderjagt, 1999
- 135 Cary Blanchard, 1996
- 121 Mike Vanderjagt, 2000
- 117 Cary Blanchard, 1997
- 114 Dean Biasucci, 1988
- 112 Raul Allegre, 1983
- 109 Toni Linhart, 1976
- 106 Lou Michaels, 1967

### MOST KICK-SCORING POINTS (SEASON)

- (Continued)
- 104 Jim Martin, 1963
  - 104 Lou Michaels, 1964
  - 104 Mike Vanderjagt, 1998

### MOST KICK-SCORING POINTS (GAME)

- 18 Lou Michaels vs. S.F., Sept. 25, 1966
- 17 Lou Michaels vs. StL, Oct. 12, 1964
- 17 Cary Blanchard at Buf, Sept. 21, 1997
- 16 Lou Michaels at Chi, Nov. 8, 1964
- 16 Toni Linhart vs. Buf, Dec. 12, 1965
- 16 Raul Allegre at Phil, Oct. 30, 1983
- 16 Dean Biasucci at Mia, Nov. 15, 1987
- 15 [3 times]
- 14 [6 times]
- 13 [19 times]

### MOST NON KICK-SCORING POINTS (SEASON)

- 120 Lenny Moore, 1964
- 110 Edgerrin James, 2000
- 102 Edgerrin James, 1999
- 90 Lenny Moore, 1961
- 90 Lydell Mitchell, 1975
- 90 Eric Dickerson, 1988
- 84 Lenny Moore, 1958
- 84 Raymond Berry, 1959
- 84 Marshall Faulk, 1995
- 84 Marvin Harrison, 2000

### MOST SEASONS 100+ POINTS

- 4 Lou Michaels
- 3 Mike Vanderjagt
- 2 Cary Blanchard
- 2 Edgerrin James
- 1 Allegre/Biasucci/Linhart/Martin/Moore

### MOST CONSECUTIVE SEASONS 100+ POINTS

- 3 Mike Vanderjagt, 1998-00
- 2 Lou Michaels, 1964-65, 67-68
- 2 Cary Blanchard, 1996-97
- 2 Edgerrin James, 1999-00

## TOUCHDOWNS

### MOST (CAREER)

- 113 Lenny Moore, 1956-67
- 68 Raymond Berry, 1955-67
- 58 Don McCauley, 1971-81
- 57 Tom Matte, 1961-72
- 51 Marshall Faulk, 1994-98
- 50 Jimmy Orr, 1961-70
- 47 Marvin Harrison, 1996-00
- 44 Alan Ameche, 1955-60
- 41 Lydell Mitchell, 1972-77
- 40 Jim Mutscheller, 1954-61

### MOST (SEASON)

- 20 Lenny Moore, 1964
- 18 Edgerrin James, 2000
- 17 Edgerrin James, 1999
- 15 Lenny Moore, 1961
- 15 Lydell Mitchell, 1975
- 15 Eric Dickerson, 1988
- 14 Lenny Moore, 1958
- 14 Raymond Berry, 1959
- 14 Marshall Faulk, 1995
- 14 Marvin Harrison, 2000

**MOST (ROOKIE)**

- 17 Edgerrin James, 1999
- 13 Curtis Dickey, 1980
- 12 Marshall Faulk, 1994
- 9 Alan Ameche, 1955
- 9 Lenny Moore, 1956
- 9 Rodney Culver, 1992

**MOST (GAME)**

- 4 Lenny Moore vs. Chi., Oct. 4, 1958
- 4 Lenny Moore vs. LA Rams, Oct. 16, 1960
- 4 Lenny Moore vs. Min., Oct. 1, 1961
- 4 Lydell Mitchell vs. Buf., Oct. 12, 1975
- 4 Eric Dickerson vs. Den., Oct. 31, 1988
- 3 (28 times) Last: Marvin Harrison vs. Min., Dec. 24, 2000

**MOST (ROOKIE-GAME)**

- 3 Billy Vessels vs. LA Rams, Nov. 25, 1956
- 3 Marshall Faulk vs. Hou., Sept. 4, 1994
- 3 Marvin Harrison at K.C., Dec. 15, 1996
- 3 Edgerrin James at Phil., Nov. 21, 1999
- 3 Edgerrin James at Cle., Dec. 26, 1999
- 2 (19 times) Last: Edgerrin James vs. Wash., Dec. 19, 1999

**MOST CONSECUTIVE GAMES**

**SCORING TD**

- 18 Lenny Moore, G7-9-1963, G1-1964/G1-1965
- 11 Lydell Mitchell, G6-1975/G2-1976
- 7 Raymond Berry, G8-1959/G2-1960
- 7 Curtis Dickey, G7-13, 1980
- 6 Lenny Moore, G9-1957/G2-1958
- 6 Lenny Moore, G6-11, 1961
- 6 Tom Matte G2-7, 1969
- 5 (7 times) Last: Edgerrin James, G6-10, 2000

**MOST CONSECUTIVE GAMES**

**SCORING TD (ROOKIE)**

- 7 Curtis Dickey, G7-13, 1980
- 5 Alan Ameche, G1-5, 1955
- 4 Lenny Moore, G3-6, 1956
- 4 Marshall Faulk, G8-11, 1994
- 3 Rodney Culver, G10-12, 1992
- 3 Terrence Wilkins, G3-5, 1999
- 2 (17 times) Last: Edgerrin James, G-14-15, 1999

**MOST SEASONS LEADING TEAM**

- 6 Lenny Moore, 1956-58, 60-61, 64
- 4 Marshall Faulk, 1994-95, 97-98
- 3 Tom Matte, 1967-69
- 3 Curtis Dickey, 1980-81, 83
- 2 (9 times) Last: Edgerrin James, 1999-00

**MOST CONSECUTIVE SEASONS**

**LEADING TEAM**

- 3 Lenny Moore, 1956-58
- 3 Tom Matte, 1967-69
- 2 (9 times) Last: Edgerrin James, 1999-00

**MOST 10+ TD SEASONS**

- 5 Lenny Moore, 1957-58, 60-61, 64
- 3 Tom Matte, 1967-69
- 3 Marshall Faulk, 1994-95, 98
- 2 Raymond Berry, 1959-60
- 2 Jimmy Orr, 1962, 65
- 2 Don McCauley, 1975-76
- 2 Curtis Dickey, 1980-81
- 2 Marvin Harrison, 1999-00
- 2 Edgerrin James, 1999-00
- 1 Bulaich/Carr/Dickey/Mitchell

**MOST CONSECUTIVE 10+ TD SEASONS**

- 3 Tom Matte, 1967-69
- 2 Lenny Moore, 1957-58, 60-61
- 2 Raymond Berry, 1959-60
- 2 Don McCauley, 1975-76
- 2 Curtis Dickey, 1980-81
- 2 Marshall Faulk, 1994-95
- 2 Marvin Harrison, 1999-00
- 2 Edgerrin James, 1999-00

**POINTS AFTER TOUCHDOWN**

**MOST ATTS (CAREER)**

- 270 Lou Michaels, 1964-69
- 261 Dean Biasucci, 1984, 86-94
- 195 Toni Linhart, 1974-79
- 189 Steve Myhra, 1957-61
- 112 Mike Vanderjagt, 1998-00
- 98 Jim O'Brien, 1970-72
- 77 Raul Allegre, 1983-85
- 75 Steve Mike-Mayer, 1979-80
- 73 Cary Blanchard, 1995-97
- 63 Bert Rechichar, 1953-59

**MOST ATTS (SEASON)**

- 54 Lou Michaels, 1964
- 52 Toni Linhart, 1975
- 51 Steve Myhra, 1958
- 51 Steve Myhra, 1959
- 51 Toni Linhart, 1976
- 50 Lou Michaels, 1968
- 48 Lou Michaels, 1965
- 48 Lou Michaels, 1967
- 46 Steve Mike-Mayer, 1980
- 46 Mike Vanderjagt, 2000

**MOST ATTS (ROOKIE)**

- 38 Jim O'Brien, 1970
- 26 Tom Feamster, 1956
- 24 George Hunt, 1973
- 24 Raul Allegre, 1983
- 23 Buck McPhail, 1953

**MOST (CAREER)**

- 263 Lou Michaels, 1964-69
- 255 Dean Biasucci, 1984, 86-94
- 184 Toni Linhart, 1974-79
- 180 Steve Myhra, 1957-61
- 112 Mike Vanderjagt, 1998-00
- 95 Jim O'Brien, 1970-72
- 73 Cary Blanchard, 1995-97
- 72 Raul Allegre, 1983-85
- 71 Steve Mike-Mayer, 1979-80
- 56 Bert Rechichar, 1953-59

**MOST (SEASON)**

- 53 Lou Michaels, 1964
- 51 Toni Linhart, 1975
- 50 Steve Myhra, 1959
- 49 Toni Linhart, 1976
- 48 Steve Myhra, 1958
- 48 Lou Michaels, 1965
- 48 Lou Michaels, 1968
- 46 Lou Michaels, 1967
- 46 Mike Vanderjagt, 2000

**MOST (ROOKIE)**

- 36 Jim O'Brien, 1970
- 24 Tom Feamster, 1956
- 22 George Hunt, 1973
- 22 Raul Allegre, 1983
- 21 Buck McPhail, 1953

**MOST (GAME)**

- 8 Tom Feamster vs. LA Rams, Nov. 5, 1956
- 8 Steve Myhra vs. G.B., Nov. 2, 1958
- 7 Steve Myhra vs. Chi., Oct. 4, 1958
- 7 Lou Michaels vs. Chi., Sept. 27, 1964
- 7 Lou Michaels at Atl., Nov. 12, 1967
- 7 Toni Linhart vs. NYJ, Nov. 16, 1975
- 7 Toni Linhart vs. Buf., Dec. 12, 1976
- 7 Raul Allegre vs. Buf., Oct. 6, 1985
- 7 Dean Biasucci vs. Den., Oct. 31, 1988

**MOST (ROOKIE-GAME)**

- 8 Tom Feamster vs. LA Rams, Nov. 5, 1956

**MOST CONSECUTIVE PATS**

- 112 Mike Vanderjagt, 1998-00
- 103 Lou Michaels, 1964-66
- 77 Dean Biasucci, 1986-88
- 73 Cary Blanchard, 1995-97
- 62 Jim O'Brien, 1971-72
- 56 Toni Linhart, 1975-76

**MOST CONSECUTIVE PATS**

(Continued)

- 50 Dean Biasucci, 1990-93
- 41 Steve Myhra, 1959-60
- 40 Steve Myhra, 1958-59
- 33 Dean Biasucci, 1989-90
- 31 Lou Michaels, 1964

**HIGHEST PERCENTAGE (CAREER-50 MIN.)**

- 100.0 Cary Blanchard, 1995-97
- 100.0 Mike Vanderjagt, 1998-00
- 97.7 Dean Biasucci, 1984, 86-94
- 97.4 Lou Michaels, 1964-69
- 97.0 Jim O'Brien, 1970-72
- 95.2 Steve Myhra, 1957-61
- 94.7 Steve Mike-Mayer, 1979-80
- 94.4 Toni Linhart, 1974-79
- 93.5 Raul Allegre, 1983-85
- 88.9 Bert Rechichar, 1953-59

**HIGHEST PERCENTAGE (SEASON-20 ATT.)**

- 100.0 Lou Michaels, 1965
- 100.0 Jim O'Brien, 1972
- 100.0 Toni Linhart, 1974
- 100.0 Dean Biasucci, 1987
- 100.0 Dean Biasucci, 1992
- 100.0 Dean Biasucci, 1994
- 100.0 Cary Blanchard, 1995
- 100.0 Cary Blanchard, 1996
- 100.0 Cary Blanchard, 1997
- 100.0 Mike Vanderjagt, 1998
- 100.0 Mike Vanderjagt, 1999
- 100.0 Mike Vanderjagt, 2000

**HIGHEST PERCENTAGE (ROOKIE-SEASON-20 ATT.)**

- 94.7 Jim O'Brien, 1970
- 92.3 Tom Feamster, 1956
- 91.7 George Hunt, 1973
- 91.7 Raul Allegre, 1983
- 91.3 Buck McPhail, 1953

**FIELD GOALS**

**MOST ATTEMPTS (CAREER)**

- 250 Dean Biasucci, 1984, 86-94
- 198 Lou Michaels, 1964-69
- 116 Toni Linhart, 1974-79
- 105 Cary Blanchard, 1995-97
- 96 Mike Vanderjagt, 1998-00
- 94 Jim O'Brien, 1970-72
- 91 Steve Myhra, 1957-61
- 79 Bert Rechichar, 1953-59
- 79 Raul Allegre, 1983-85
- 43 Steve Mike-Mayer, 1979-80

**MOST ATTEMPTS (SEASON)**

- 41 Cary Blanchard, 1997
- 40 Cary Blanchard, 1996
- 39 Steve Myhra, 1961
- 39 Jim Martin, 1963
- 39 Lou Michaels, 1966
- 38 Mike Vanderjagt, 1999
- 37 Lou Michaels, 1967
- 35 Lou Michaels, 1964
- 35 Raul Allegre, 1983
- 34 Jim O'Brien, 1970
- 32 Dean Biasucci, 1988

**MOST ATTEMPTS (ROOKIE)**

- 35 Raul Allegre, 1983
- 34 Jim O'Brien, 1970
- 28 George Hunt, 1973

**MOST ATTEMPTS (GAME)**

- 6 Toni Linhart vs. NYJ, Nov. 28, 1976
- 6 Raul Allegre at Phil., Oct. 30, 1983
- 6 Dean Biasucci vs. Mia, Sept. 25, 1988
- 5 (13 times) Last: Cary Blanchard vs. GB, Nov. 16, 1997

**MOST ATTEMPTS (ROOKIE-GAME)**

- 6 Raul Allegre at Phil, Oct. 30, 1983
- 5 Jim O'Brien vs. Phil, Dec. 6, 1970
- 5 Raul Allegre at Den, Nov. 11, 1983
- 4 Jim O'Brien at S.D., Sept. 20, 1970
- 4 Jim O'Brien at NYJ, Oct. 18, 1970
- 4 George Hunt vs. Hou., Nov. 4, 1973
- 4 George Hunt vs. Buf, Nov. 25, 1973
- 4 Raul Allegre vs. Chi, Sept. 25, 1983

**MOST (CAREER)**

- 176 Dean Biasucci, 1984, 86-94
- 107 Lou Michaels, 1964-69
- 87 Cary Blanchard, 1995-97
- 86 Mike Vanderjagt, 1998-00
- 70 Toni Linhart, 1974-79
- 57 Raul Allegre, 1983-85
- 52 Jim O'Brien, 1970-72
- 44 Steve Myhra, 1957-61
- 28 Bert Rechichar, 1953-59
- 27 Mike Vanderjagt, 1998

**MOST (SEASON-16 MIN.)**

- 36 Cary Blanchard, 1996
- 34 Mike Vanderjagt, 1999
- 32 Cary Blanchard, 1997
- 30 Raul Allegre, 1983
- 27 Mike Vanderjagt, 1998
- 26 Dean Biasucci, 1993
- 25 Dean Biasucci, 1988
- 25 Mike Vanderjagt, 2000
- 24 Jim Martin, 1963
- 24 Dean Biasucci, 1987

**MOST (ROOKIE)**

- 30 Raul Allegre, 1983
- 19 Jim O'Brien, 1970
- 16 George Hunt, 1973

**MOST (GAME)**

- 5 Lou Michaels vs. S.F., Sept. 25, 1966
- 5 Raul Allegre at Phil, Oct. 30, 1983
- 5 Dean Biasucci vs. Mia, Sept. 25, 1988
- 5 Cary Blanchard at Buf, Sept. 21, 1997
- 4 Jim Martin at Det, Oct. 20, 1963
- 4 Lou Michaels vs. StL, Oct. 12, 1964
- 4 Lou Michaels at Chi, Nov. 8, 1964
- 4 Lou Michaels at Atl, Nov. 13, 1966
- 4 Lou Michaels at S.F., Nov. 26, 1966
- 4 Toni Linhart vs. NYJ, Nov. 28, 1976
- 4 Raul Allegre at Den, Dec. 11, 1983
- 4 Dean Biasucci at NYJ, Nov. 1, 1987
- 4 Dean Biasucci at Mia, Nov. 15, 1987
- 4 Cary Blanchard vs. S.F., Oct. 15, 1995
- 4 Cary Blanchard at Dal, Sept. 15, 1996
- 4 Cary Blanchard vs. S.D., Nov. 3, 1996
- 4 Cary Blanchard vs. NYJ, Nov. 17, 1996
- 4 Cary Blanchard vs. G.B., Nov. 16, 1997
- 4 Mike Vanderjagt vs. Buf, Oct. 11, 1998
- 4 Mike Vanderjagt vs. Car, Dec. 27, 1998
- 4 Mike Vanderjagt vs. Dal, Oct. 31, 1999
- 4 Mike Vanderjagt vs. K.C., Nov. 7, 1999

**MOST (ROOKIE-GAME)**

- 5 Raul Allegre at Phil, Oct. 30, 1983
- 4 Raul Allegre at Den, Dec. 11, 1983
- 3 Jim O'Brien at S.D., Sept. 20, 1970
- 3 Jim O'Brien at NYJ, Oct. 18, 1970
- 3 Jim O'Brien vs. Phil, Dec. 6, 1970
- 3 George Hunt at N.E., Oct. 7, 1973
- 3 George Hunt at Det, Oct. 21, 1973
- 3 Raul Allegre at N.E., Sept. 4, 1983
- 3 Raul Allegre at Buf, Sept. 18, 1983
- 3 Raul Allegre vs. Chi, Sept. 25, 1983

**HIGHEST PERCENTAGE (CAREER-30 MIN.)**

- 89.6 Mike Vanderjagt, 1998-00
- 82.9 Cary Blanchard, 1995-97
- 72.2 Raul Allegre, 1983-85
- 70.4 Dean Biasucci, 1984, 86-94
- 61.5 Jim Martin, 1963
- 60.5 Toni Linhart, 1974-79

**HIGHEST PERCENTAGE (CAREER-30 MIN.)**

- (Continued)*
- 55.3 Jim O'Brien, 1970-72
  - 54.0 Lou Michaels, 1964-69
  - 53.5 Steve Mike-Mayer, 1979-80
  - 48.4 Steve Myhra, 1957-61
  - 34.6 Bert Rechichar, 1953-59

**HIGHEST PERCENTAGE (SEASON-20 MIN.)**

- 92.6 Mike Vanderjagt, 2000
- 90.0 Cary Blanchard, 1996
- 89.5 Mike Vanderjagt, 1999
- 88.9 Dean Biasucci, 1987
- 87.1 Mike Vanderjagt, 1998
- 85.7 Raul Allegre, 1983
- 83.9 Dean Biasucci, 1993
- 79.2 Cary Blanchard, 1995
- 78.1 Dean Biasucci, 1988
- 78.0 Cary Blanchard, 1997

**HIGHEST PERCENTAGE (ROOKIE-20 MIN.)**

- 85.7 Raul Allegre, 1983
- 57.1 George Hunt, 1973
- 55.9 Jim O'Brien, 1970

**HIGHEST PERCENTAGE (GAME-5 MIN.)**

- 100.0 Lou Michaels vs. S.F., Sept. 25, 1966
- 100.0 Cary Blanchard at Buf, Sept. 21, 1997

**MOST CONSECUTIVE SUCCESSFUL FGS**

- 28 Mike Vanderjagt, G7-16, 1999/G1-2000
- 16 Mike Vanderjagt, G2-11, 2000
- 13 Cary Blanchard, G8-12, 1996
- 13 Cary Blanchard, G1-6, 1997
- 11 Jim O'Brien, G1-5, 1971
- 10 Lou Michaels, G11-13, 1967
- 10 Dean Biasucci, G11-15, 1987
- 9 George Hunt, G4-8, 1973
- 9 Raul Allegre, G1-4, 1983
- 9 Dean Biasucci, G15-16, 1986/G1-7, 1987
- 9 Cary Blanchard, G5-9, 1995
- 9 Cary Blanchard, G5-8, 1996

**MOST CONSECUTIVE GAMES SCORING FIELD GOALS**

- 21 Cary Blanchard, G3-1996/G7-1997
- 21 Mike Vanderjagt, G3-16, 1999/G7-2000
- 18 Dean Biasucci, G8-1988/G9-1989
- 12 Toni Linhart, G3-14, 1977
- 11 Lou Michaels, G13-1965/G9-1966
- 9 Lou Michaels, G13-1966/G7-1967
- 8 Jim O'Brien, G1-8, 1971

**LONGEST FIELD GOAL**

- 58 Dan Miller at S.D., Dec. 26, 1982
- 56 Bert Rechichar vs. Chi, Sept. 27, 1953
- 55 Raul Allegre at Den, Dec. 11, 1983
- 55 Dean Biasucci at Den, Oct. 15, 1989
- 55 Dean Biasucci at Mia, Dec. 30, 1990
- 54 Raul Allegre vs. S.D., Nov. 4, 1984
- 54 Dean Biasucci at N.E., Nov. 11, 1990
- 54 Dean Biasucci at Sea, Sept. 29, 1991
- 53 Lou Michaels vs. Dal, Dec. 3, 1967
- 53 Raul Allegre at Cin, Oct. 2, 1983
- 53 Dean Biasucci vs. Chi, Sept. 11, 1988
- 53 Dean Biasucci at Cin, Sept. 12, 1993
- 53 Mike Vanderjagt at Balt, Nov. 29, 1998
- 53 Mike Vanderjagt at Mia, Dec. 5, 1999

**LONGEST FIELD GOAL (ROOKIE)**

- 58 Dan Miller at S.D., Dec. 26, 1982
- 55 Raul Allegre at Den, Dec. 11, 1983
- 53 Raul Allegre at Cin, Oct. 2, 1983
- 50 Dean Biasucci vs. StL, Sept. 16, 1984
- 48 Jim O'Brien vs. Bos, Oct. 25, 1970

**MOST 50+ FIELD GOALS (CAREER)**

- 18 Dean Biasucci, 1984, 86-94
- 7 Raul Allegre, 1983-85
- 7 Cary Blanchard, 1995-97

**MOST 50+ FIELD GOALS (CAREER)**

- (Continued)*
- 7 Mike Vanderjagt, 1998-99
  - 4 Bert Rechichar, 1953-59
  - 3 Lou Michaels, 1964-69
  - 2 Dan Miller, 1982
  - 1 Martin/Myhra/O'Brien

**MOST 50+ FIELD GOALS (SEASON)**

- 6 Dean Biasucci, 1988
- 6 Mike Vanderjagt, 1998
- 5 Cary Blanchard, 1996
- 4 Raul Allegre, 1983
- 3 Raul Allegre, 1984

**MOST 50+ FIELD GOALS (GAME)**

- 2 Dean Biasucci vs. Mia, Sept. 25, 1988

**MOST SEASONS 50+ FIELD GOALS**

- 10 Dean Biasucci, 1984, 86-94
- 3 Cary Blanchard, 1995-97
- 2 Bert Rechichar, 1953, 55
- 2 Lou Michaels, 1965, 67
- 2 Raul Allegre, 1983-84
- 2 Mike Vanderjagt, 1998-99

**MOST CONSC. SEASONS 50+ FIELD GOALS**

- 10 Dean Biasucci, 1984, 86-94
- 3 Cary Blanchard, 1995-97
- 2 Raul Allegre, 1983-84
- 2 Mike Vanderjagt, 1998-99

**MOST CONSC. SUCCESSFUL 50+ FIELD GOALS**

- 6 Cary Blanchard, 1995-96
- 4 Raul Allegre, 1983
- 3 Dean Biasucci, 1986-87
- 3 Dean Biasucci, 1988
- 3 Mike Vanderjagt, 1998 (twice)

**RUSHING**

**MOST ATTEMPTS (CAREER)**

- 1391 Iydeell Mitchell, 1972-77
- 1389 Marshall Faulk, 1994-98
- 1258 Eric Dickerson, 1987-91
- 1202 Tom Matte, 1961-72
- 1069 Lenny Moore, 1956-67
- 990 Randy McMillan, 1981-86
- 964 Alan Ameche, 1955-60
- 800 Curtis Dickey, 1980-85
- 770 Don McCauley, 1971-81
- 756 Edgerrin James, 1999-00

**MOST ATTEMPTS (SEASON)**

- 388 Eric Dickerson, 1988
- 387 Edgerrin James, 2000
- 369 Edgerrin James, 1999
- 324 Marshall Faulk, 1998
- 314 Eric Dickerson, 1989
- 314 Marshall Faulk, 1994
- 301 Iydeell Mitchell, 1977
- 289 Iydeell Mitchell, 1975
- 289 Iydeell Mitchell, 1976
- 289 Marshall Faulk, 1995

**MOST ATTEMPTS (ROOKIE)**

- 369 Edgerrin James, 1999
- 314 Marshall Faulk, 1994
- 213 Alan Ameche, 1955
- 179 Roosevelt Potts, 1993
- 176 Curtis Dickey, 1980

**MOST ATTEMPTS (GAME)**

- 40 Iydeell Mitchell at NYJ, Oct. 20, 1974
- 38 Edgerrin James at Sea, Oct. 15, 2000
- 36 Eric Dickerson vs. Buf, Dec. 18, 1988
- 35 Iydeell Mitchell vs. Mia, Dec. 9, 1973
- 35 Eric Dickerson vs. S.D., Nov. 8, 1987
- 34 Iydeell Mitchell vs. N.E., Dec. 16, 1973
- 34 Iydeell Mitchell vs. N.E., Dec. 21, 1975
- 33 Iydeell Mitchell at Atl, Nov. 17, 1974
- 33 Iydeell Mitchell vs. Mia, Oct. 10, 1976
- 33 Eric Dickerson vs. T.B., Dec. 27, 1987

**MOST ATTEMPTS (ROOKIE-GAME)**

- 32 Edgerrin James at N.E., Sept. 19, 1999
- 28 Rodney Culver at N.E., Dec. 6, 1992
- 28 Edgerrin James at Cle, Dec. 26, 1999
- 27 Marshall Faulk at Sea, Dec. 4, 1994
- 27 Edgerrin James vs. Dal, Oct. 31, 1999
- 26 (5 times) Last: Edgerrin James vs. Cin, Oct. 24, 1999

**MOST SEASONS LEADING TEAM**

- 5 Alan Ameche, 1955-59
- 5 Tom Matte, 1963, 67-69, 71
- 5 Lydell Mitchell, 1973-77
- 5 Eric Dickerson, 1987-91
- 5 Marshall Faulk, 1994-98
- 4 Randy McMillan, 1982, 84-86
- 3 Lenny Moore, 1960, 62, 64
- 3 Curtis Dickey, 1980-81, 83

**MOST CONSC. SEASONS LEADING TEAM**

- 5 Alan Ameche, 1955-59
- 5 Lydell Mitchell, 1973-77
- 5 Eric Dickerson, 1987-91
- 5 Marshall Faulk, 1994-98
- 3 Tom Matte, 1967-69
- 3 Randy McMillan, 1984-86
- 2 Curtis Dickey, 1980-81
- 2 Edgerrin James, 1999-00

**MOST SEASONS 100+ ATTEMPTS**

- 6 Randy McMillan, 1981-86
- 5 Alan Ameche, 1955-59
- 5 Tom Matte, 1963, 67-69, 71
- 5 Lydell Mitchell, 1973-77
- 5 Eric Dickerson, 1987-91
- 5 Marshall Faulk, 1994-98
- 4 Curtis Dickey, 1980-81, 83-84

**MOST CONSC. SEASONS 100+ ATTEMPTS**

- 6 Randy McMillan, 1981-86
- 5 Alan Ameche, 1955-59
- 5 Lydell Mitchell, 1973-77
- 5 Eric Dickerson, 1987-91
- 5 Marshall Faulk, 1994-98
- 3 Tom Matte, 1967-69
- 3 Joe Washington, 1978-80

**MOST GAMES WITH ATTEMPTS (CAREER)**

- 164 John Unitas, 1956-72
- 134 Lenny Moore, 1956-67
- 127 Tom Matte, 1961-72
- 126 Don McCauley, 1971-81
- 89 Jerry Hill, 1961, 63-70

**MOST YARDS (CAREER)**

- 5487 Lydell Mitchell, 1972-77
- 5320 Marshall Faulk, 1994-98
- 5194 Eric Dickerson, 1987-91
- 5174 Lenny Moore, 1956-67
- 4646 Tom Matte, 1961-72
- 4045 Alan Ameche, 1955-60
- 3876 Randy McMillan, 1981-86
- 3490 Curtis Dickey, 1980-85
- 3262 Edgerrin James, 1999-00
- 2666 Jerry Hill, 1961, 63-70

**MOST YARDS (SEASON)**

- 1709 Edgerrin James, 2000
- 1659 Eric Dickerson, 1988
- 1553 Edgerrin James, 1999
- 1319 Marshall Faulk, 1998
- 1311 Eric Dickerson, 1989
- 1282 Marshall Faulk, 1994
- 1200 Lydell Mitchell, 1976
- 1193 Lydell Mitchell, 1975
- 1159 Lydell Mitchell, 1977
- 1122 Curtis Dickey, 1983
- 1078 Marshall Faulk, 1995
- 1054 Marshall Faulk, 1997
- 1011 Eric Dickerson, 1987

**MOST YARDS (ROOKIE)**

- 1553 Edgerrin James, 1999
- 1282 Marshall Faulk, 1994
- 961 Alan Ameche, 1955
- 800 Curtis Dickey, 1980
- 711 Roosevelt Potts, 1993
- 649 Lenny Moore, 1956

**MOST YARDS (GAME)**

- 219 Edgerrin James at Sea, Oct. 15, 2000
- 198 Norm Bulaich, vs. NYJ, Sept. 19, 1971
- 196 Eric Dickerson vs. T.B., Dec. 27, 1987
- 194 Alan Ameche vs. Chi, Sept. 25, 1955
- 192 Marshall Faulk at Balt, Nov. 29, 1998
- 185 Lenny Moore vs. G.B., Oct. 28, 1956
- 178 Lydell Mitchell vs. K.C., Nov. 30, 1975
- 177 Marshall Faulk vs. St.L. Rams, Oct. 1, 1995
- 170 George Wansley vs. Det, Sept. 22, 1985
- 169 Eric Dickerson at S.D., Oct. 23, 1988
- 169 Eric Dickerson at Mia, Dec. 4, 1988
- 166 Eric Dickerson vs. Buf, Dec. 18, 1988

**MOST YARDS (ROOKIE-GAME)**

- 194 Alan Ameche vs. Chi, Sept. 25, 1955
- 185 Lenny Moore vs. G.B., Oct. 28, 1956
- 153 Alan Ameche vs. Det, Oct. 1, 1955
- 152 Edgerrin James at Phil, Nov. 21, 1999
- 146 Randy McMillan at N.E., Sept. 6, 1999

**MOST SEASONS LEADING TEAM**

- 5 Alan Ameche, 1955-59
- 5 Lydell Mitchell, 1973-77
- 5 Eric Dickerson, 1987-91
- 5 Marshall Faulk, 1994-98
- 4 Tom Matte, 1963, 67-69
- 4 Randy McMillan, 1982, 84-86
- 3 Lenny Moore, 1960, 62, 64
- 3 Curtis Dickey, 1980-81, 83
- 2 Norm Bulaich, 1970-71
- 2 Joe Washington, 1978-79
- 2 Edgerrin James, 1999-00

**MOST CONSC. SEASONS LEADING TEAM**

- 5 Alan Ameche, 1955-59
- 5 Lydell Mitchell, 1973-77
- 5 Eric Dickerson, 1987-91
- 5 Marshall Faulk, 1994-98
- 3 Tom Matte, 1967-69
- 3 Randy McMillan 1984-86
- 2 Bulaich/Dickey/James/Washington

**MOST 100+ GAMES (CAREER)**

- 24 Eric Dickerson, 1987-91
- 19 Edgerrin James, 1999-00
- 16 Lydell Mitchell, 1972-77
- 14 Marshall Faulk, 1994-98
- 7 Alan Ameche, 1955-60
- 6 Lenny Moore, 1956-67
- 6 Curtis Dickey, 1980-85
- 6 Randy McMillan, 1981-86

**MOST 100+ GAMES (SEASON)**

- 10 Edgerrin James, 1999
- 9 Edgerrin James, 2000
- 8 Eric Dickerson, 1988
- 8 Eric Dickerson, 1987
- 6 Eric Dickerson, 1989
- 5 Lydell Mitchell, 1975
- 4 Marshall Faulk, 1994
- 4 Marshall Faulk, 1997
- 4 Marshall Faulk, 1998
- 3 (7 times) Leader: Lydell Mitchell (3)

**MOST 100+ GAMES (ROOKIE)**

- 10 Edgerrin James, 1999
- 4 Marshall Faulk, 1994
- 3 Alan Ameche, 1955
- 2 Lenny Moore, 1956
- 2 Roosevelt Potts, 1993
- 1 Bulaich/Dickey/Lorick/McMillan

**MOST CONSC. 100+ GAMES**

- 4 Eric Dickerson, G8-11, 1987
- 4 Edgerrin James, G7-10, 1999
- 3 Lydell Mitchell, G10-12, 1975
- 3 Eric Dickerson, G14-15-1987/G1-1988
- 3 Eric Dickerson, G3-5, 1988
- 3 Eric Dickerson, G16-1988/G2-1989
- 3 Edgerrin James, G6-8, 2000
- 3 Edgerrin James, G14-16, 2000

**MOST YARDS TWO RUSHERS (SEASON)**

- 1924 Dickey (1122)/McMillan (802), 1983
- 1889 Dickerson (1659)/Bentley (230), 1988
- 1825 James (1709)/Manning (116), 2000
- 1645 Mitchell (1200)/Leaks (445), 1976
- 1642 Dickerson (1011)/Bentley (631), 1987

**MOST TOUCHDOWNS (CAREER)**

- 63 Lenny Moore, 1956-67
- 45 Tom Matte, 1961-72
- 42 Marshall Faulk, 1994-98
- 40 Alan Ameche, 1955-60
- 40 Don McCauley, 1971-81
- 32 Eric Dickerson, 1987-91
- 27 Lydell Mitchell, 1972-77
- 26 Curtis Dickey, 1980-85
- 26 Edgerrin James, 1999-00
- 24 Randy McMillan, 1981-86

**MOST TOUCHDOWNS (SEASON)**

- 16 Lenny Moore, 1964
- 14 Eric Dickerson, 1988
- 13 Edgerrin James, 1999
- 13 Edgerrin James, 2000
- 11 Tom Matte, 1969
- 11 Lydell Mitchell, 1975
- 11 Curtis Dickey, 1980
- 11 Marshall Faulk, 1994
- 11 Marshall Faulk, 1995
- 10 Don McCauley, 1975

**MOST TOUCHDOWNS (ROOKIE)**

- 13 Edgerrin James, 1999
- 11 Curtis Dickey, 1980
- 11 Marshall Faulk, 1994
- 9 Alan Ameche, 1955
- 8 Lenny Moore, 1956

**MOST TOUCHDOWNS (GAME)**

- 4 Eric Dickerson vs. Den, Oct. 31, 1988
- 3 Alan Ameche at GBM, Oct. 13, 1957
- 3 Lenny Moore vs. LA Rams, Oct. 16, 1960
- 3 Tom Matte vs. Wash, Nov. 2, 1969
- 3 Don McCauley at Mia, Nov. 23, 1975
- 3 Randy McMillan vs. N.E., Dec. 1, 1985
- 3 Marshall Faulk vs. Hou, Sept. 4, 1994
- 3 Marshall Faulk vs. St.L Rams, Oct. 1, 1995
- 3 Edgerrin James at Cle, Dec. 26, 1999
- 3 Edgerrin James at Sea, Oct. 15, 2000
- 3 Edgerrin James vs. Buf, Dec. 11, 2000

**MOST TOUCHDOWNS (ROOKIE-GAME)**

- 3 Marshall Faulk vs. Hou, Sept. 4, 1994
- 3 Edgerrin James at Cle, Dec. 26, 1999
- 2 (15 times) Last: Edgerrin James at Mia, Dec. 5, 1999

**MOST GAMES WITH TOUCHDOWNS (CAREER)**

- 54 Lenny Moore, 1956-67
- 37 Tom Matte, 1961-72
- 32 Don McCauley, 1971-81
- 32 Marshall Faulk, 1994-98
- 31 Alan Ameche, 1955-60
- 24 Lydell Mitchell, 1972-77
- 22 Curtis Dickey, 1980-85
- 22 Eric Dickerson, 1987-91
- 21 Jerry Hill, 1961, 63-70
- 18 Randy McMillan, 1981-86
- 18 Albert Bentley, 1985-91

**MOST GAMES WITH TOUCHDOWNS**

- (SEASON)  
 12 Lenny Moore, 1964  
 9 Lydell Mitchell, 1975  
 9 Eric Dickerson, 1988  
 9 Edgerrin James, 2000  
 8 Alan Ameche, 1955  
 8 Tom Matte, 1968  
 8 Tom Matte, 1969  
 8 Curtis Dickey, 1980  
 8 Marshall Faulk, 1995  
 8 Edgerrin James, 1999  
 7 (6 times) Last: Marshall Faulk, 1994

**MOST GAMES WITH TOUCHDOWNS**

- (ROOKIE)  
 8 Alan Ameche, 1955  
 8 Curtis Dickey, 1980  
 8 Edgerrin James, 1999  
 7 Rodney Culver, 1992  
 7 Marshall Faulk, 1994

**MOST CONSC. GAMES RUSHING TDS**

- 11 Lenny Moore, G8-9:1963/G9:1964  
 9 Lydell Mitchell, G8-14:1975/G1-1976  
 7 Curtis Dickey, G9-15, 1980  
 6 Tom Matte, G2-7, 1969  
 5 Alan Ameche, G1-5, 1955  
 5 Edgerrin James, G6-10, 2000  
 4 Lenny Moore, G3-6, 1956  
 4 Jerry Hill, G13-14:1964/G1-2:1965  
 4 Don McCauley, G3-6, 1976  
 4 Marshall Faulk, G2, 5-6, 8-1996  
 3 (9 times) Last: Marshall Faulk, G12-14, 1998

**MOST CONSC. GAMES RUSHING TDS**

- (ROOKIE)  
 7 Curtis Dickey, G9-15, 1980  
 5 Alan Ameche, G1-5, 1955  
 4 Lenny Moore, G3-6, 1956  
 3 (4 times) Last: Marshall Faulk, G9-11, 1994

**MOST SEASONS LEADING TEAM**

- (\*tied for lead)  
 6 Lenny Moore, 1956\*, 60-61, 64, 65\*, 66\*  
 5 Alan Ameche, 1955, 56\*, 57-59  
 5 Randy McMillan, 1982\*, 83-84, 86\*  
 5 Marshall Faulk, 1994-98  
 4 Tom Matte, 1967-69, 71\*  
 4 Don McCauley, 1973\*, 76-78  
 4 Eric Dickerson, 1988-89, 90\*, 91  
 3 Lydell Mitchell, 1973\*, 74-75  
 3 Curtis Dickey, 1980-81, 82\*

**MOST CONSC. SEASONS LEADING TEAM**

- (\*tied)  
 5 Alan Ameche, 1955-59 (56\*)  
 5 Randy McMillan, 1982-86 (82, 86\*)  
 5 Marshall Faulk, 1994-98  
 4 Eric Dickerson, 1988-91 (90\*)

**HIGHEST AVERAGE (CAREER-300 ATT/4.0)**

- 4.8 Lenny Moore, 1956-67  
 4.5 Albert Bentley, 1985-91  
 4.4 Curtis Dickey, 1980-85  
 4.3 Edgerrin James, 1999-00  
 4.2 Alan Ameche, 1955-60  
 4.1 Eric Dickerson, 1987-91  
 4.0 Tony Loric, 1964-67  
 4.0 Norm Bulaich, 1970-72  
 3.8 Marshall Faulk, 1994-98

**HIGHEST AVERAGE (SEASON-80 ATT)**

- 7.5 Lenny Moore, 1956  
 7.3 Lenny Moore, 1958  
 7.0 Lenny Moore, 1961  
 5.2 George Wonsley, 1985  
 5.1 Tony Loric, 1964  
 5.0 Lenny Moore, 1957

**HIGHEST AVERAGE (SEASON-80 ATT)**

- (Continued)  
 4.9 Norm Bulaich, 1971  
 4.8 Alan Ameche, 1956  
 4.8 Curtis Dickey, 1981  
 4.7 George Taliaferro, 1953

**HIGHEST AVERAGE (ROOKIE-80 ATT)**

- 7.5 Lenny Moore, 1956  
 5.1 Tony Loric, 1964  
 4.6 Curtis Dickey, 1980  
 4.5 Alan Ameche, 1955  
 4.2 Edgerrin James, 1999

**HIGHEST AVERAGE (GAME-10 ATT)**

- \*ROOKIE  
 14.2 \*Lenny Moore vs. G.B., Oct. 28, 1956  
 11.3 Lenny Moore at Det, Oct. 19, 1958  
 11.3 Marshall Faulk at Balt, Nov. 29, 1998  
 10.9 \*Lenny Moore at Cle, Nov. 11, 1956  
 9.6 Curtis Dickey at Den, Sept. 20, 1981  
 9.3 \*Ron Lee vs. Hou, Nov. 1, 1976  
 9.3 Marshall Faulk vs. St.L. Rams, Oct. 1, 1995  
 9.2 \*Alan Ameche vs. Chi, Sept. 25, 1955  
 9.2 Tom Matte vs. LA Rams, Dec. 15, 1963  
 9.1 \*Randy McMillan at N.E., Sept. 6, 1981  
 9.0 Tony Loric at Chi, Nov. 8, 1964  
 9.0 Norm Bulaich vs. NYJ, Sept. 19, 1971

**LONGEST RUSHES (\*denotes ROOKIE)**

- 80† Tom Matte vs. St.L, Oct. 12, 1964  
 79† \*Alan Ameche vs. Chi, Sept. 25, 1955  
 79† Lenny Moore vs. G.B., Oct. 28, 1956  
 73† Lenny Moore vs. S.F., Nov. 30, 1958  
 72† \*Lenny Moore vs. G.B., Oct. 28, 1956  
 72† \*Edgerrin James at NYG, Nov. 14, 1999  
 70† Lenny Moore at Cle, Nov. 11, 1956  
 70† Albert Bentley at Raid, Dec. 21, 1986  
 69† Ron Lee vs. Hou, Nov. 1, 1976  
 68† Marshall Faulk at Balt, Nov. 29, 1998  
 67† Norm Bulaich vs. NYJ, Sept. 19, 1971  
 67† Curtis Dickey vs. Dal, Dec. 6, 1981  
 67† \*Owen Gill vs. Hou, Dec. 22, 1985

**PASSING**

**MOST ATTEMPTS (CAREER)**

- 5110 John Unitas, 1956-72  
 2464 Bert Jones, 1973-81  
 1679 Peyton Manning, 1998-00  
 1536 Jack Trudeau, 1986-93  
 1532 Jeff George, 1990-93  
 1230 Jim Harbaugh, 1994-97  
 1154 Mike Pagel, 1982-85  
 676 Earl Morrall, 1968-71  
 576 Marty Domres, 1972-75  
 533 Greg Landry, 1979-81

**MOST ATTEMPTS (SEASON)**

- 575 Peyton Manning, 1998  
 571 Peyton Manning, 2000  
 533 Peyton Manning, 1999  
 485 Jeff George, 1991  
 457 Greg Landry, 1979  
 446 Bert Jones, 1980  
 436 John Unitas, 1967  
 426 Bert Jones, 1981  
 420 John Unitas, 1961  
 417 Jack Trudeau, 1986  
 410 John Unitas, 1963  
 407 Jeff George, 1993  
 405 Jim Harbaugh, 1996

**MOST ATTEMPTS (ROOKIE)**

- 575 Peyton Manning, 1998  
 417 Jack Trudeau, 1986  
 334 Jeff George, 1990  
 237 George Shaw, 1955  
 233 Chris Chandler, 1988  
 221 Mike Pagel, 1982

**MOST ATTEMPTS (GAME)**

- 59 Jeff George at Was, Nov. 7, 1993  
 57 Jack Trudeau at NYJ, Nov. 16, 1986  
 54 Peyton Manning at S.D., Sept. 26, 1999  
 54 Peyton Manning at NE, Oct. 8, 2000  
 53 Bert Jones vs. NYJ, Dec. 15, 1974  
 53 Jack Trudeau vs. NYJ, Sept. 28, 1986  
 52 Peyton Manning vs. N.E., Nov. 1, 1998  
 51 Peyton Manning at NYJ, Dec. 3, 2000  
 49 Greg Landry at NYJ, Dec. 2, 1979  
 48 Jeff George vs. Buf, Jan. 2, 1994  
 48 Peyton Manning vs. Oak, Sept. 10, 2000

**MOST ATTEMPTS (ROOKIE-GAME)**

- 57 Jack Trudeau at NYJ, Nov. 16, 1986  
 53 Jack Trudeau vs. NYJ, Sept. 28, 1986  
 52 Peyton Manning vs. N.E., Nov. 1, 1998  
 44 Jack Trudeau vs. N.O., Oct. 12, 1986  
 44 Peyton Manning at NYJ, Sept. 20, 1998  
 44 Peyton Manning vs. NYJ, Nov. 15, 1998

**MOST SEASONS LEADING TEAM**

- (ATT/COMP)  
 15 John Unitas, 1956-67, 69-71  
 6 Bert Jones, 1974-77, 80-81  
 4 Mike Pagel, 1982-85  
 4 Jeff George, 1990-93  
 4 Jim Harbaugh, 1994-97

**MOST CONSC. SEASONS LEADING TEAM**

- (ATT/COMP)  
 12 John Unitas, 1956-67  
 4 Bert Jones, 1974-77  
 4 Mike Pagel, 1982-85  
 4 Jeff George, 1990-93  
 4 Jim Harbaugh, 1994-97

**MOST 40+ ATTEMPT GAMES**

- 12 Peyton Manning, 1998-00  
 9 Jack Trudeau, 1986-93  
 8 John Unitas, 1956-72  
 8 Bert Jones, 1973-81  
 8 Jeff George, 1990-93  
 5 Jim Harbaugh, 1994-97  
 2 Greg Landry, 1979-81  
 1 Domres/Hogeboom/Justin

**MOST SEASONS 200+ ATTEMPTS**

- 13 John Unitas, 1957-67, 69-70  
 6 Bert Jones, 1974-77, 80-81  
 4 Mike Pagel, 1982-85  
 4 Jeff George, 1990-93  
 4 Jim Harbaugh, 1994-97  
 3 Jack Trudeau, 1986-87, 89  
 3 Peyton Manning, 1998-00

**CONSC. SEASONS 200+ ATTEMPTS**

- 11 John Unitas, 1957-67  
 4 Bert Jones, 1974-77  
 4 Mike Pagel, 1982-85  
 4 Jeff George, 1990-93  
 4 Jim Harbaugh, 1994-97

**MOST GAMES WITH ATTEMPTS (CAREER)**

- 202 John Unitas, 1956-72  
 97 Bert Jones, 1973-81  
 61 Jack Trudeau, 1986-93  
 52 Jim Harbaugh, 1994-97  
 51 Mike Pagel, 1982-85  
 51 Jeff George, 1990-93

**MOST COMPLETIONS (CAREER)**

- 2796 John Unitas, 1956-72  
 1382 Bert Jones, 1973-81  
 1014 Peyton Manning, 1998-00  
 874 Jeff George, 1990-93  
 812 Jack Trudeau, 1986-93  
 746 Jim Harbaugh, 1994-97  
 587 Mike Pagel, 1982-85  
 363 Earl Morrall, 1968-71  
 308 Greg Landry, 1979-81  
 293 Marty Domres, 1972-75



**MOST COMPLETIONS (SEASON)**

- 357 Peyton Manning, 2000  
 331 Peyton Manning, 1999  
 326 Peyton Manning, 1998  
 292 Jeff George, 1991  
 270 Greg Landry, 1979  
 255 John Unitas, 1967  
 248 Bert Jones, 1980  
 244 Bert Jones, 1981  
 237 John Unitas, 1963  
 234 Jeff George, 1993

**MOST COMPLETIONS (ROOKIE)**

- 326 Peyton Manning, 1998  
 204 Jack Trudeau, 1986  
 181 Jeff George, 1990  
 129 Chris Chandler, 1988  
 119 George Shaw, 1955  
 111 Mike Pagel, 1982

**MOST COMPLETIONS (GAME)**

- 37 Jeff George at Was, Nov. 7, 1993  
 36 Bert Jones vs. NYJ, Dec. 15, 1974  
 33 Peyton Manning vs. Oak, Sept. 10, 2000  
 31 Peyton Manning at NE, Oct. 8, 2000  
 30 Jeff George vs. Buf, Jan. 2, 1994  
 30 Jim Harbaugh vs. N.E., Sept. 7, 1997  
 30 Peyton Manning vs. N.E., Nov. 1, 1998  
 29 Greg Landry at NYJ, Dec. 2, 1979  
 29 Jeff George vs. Det, Sept. 22, 1991  
 29 Peyton Manning at S.D., Sept. 26, 1999

**MOST COMPLETIONS (ROOKIE-GAME)**

- 30 Peyton Manning vs. N.E., Nov. 1, 1998  
 27 Jack Trudeau at NYJ, Nov. 16, 1986  
 27 Peyton Manning at Balt, Nov. 29, 1998  
 26 Peyton Manning vs. NYJ, Nov. 15, 1998  
 24 Jack Trudeau vs. N.O., Oct. 12, 1986

**MOST CONSECUTIVE COMPLETIONS**

- 17 Bert Jones vs. NYJ, Dec. 15, 1974  
 14 Peyton Manning vs. Oak, Sept. 10, 2000  
 12 John Unitas vs. Atl, Nov. 27, 1967  
 12 Jim Harbaugh vs. N.E., Dec. 23, 1995  
 11 Jim Harbaugh at N.E., Nov. 19, 1995  
 11 Jim Harbaugh vs. Mia, Sept. 23, 1996  
 11 Jim Harbaugh at K.C./Cin, Dec. 15-22, 1996

**MOST GAMES WITH COMPLETIONS**

- (CAREER)**  
 200 John Unitas, 1956-72  
 96 Bert Jones, 1973-81  
 61 Jack Trudeau, 1986-93  
 52 Jim Harbaugh, 1994-97  
 51 Mike Pagel, 1982-85  
 51 Jeff George, 1990-93

**MOST GAMES 20+ COMPLETIONS**

- (CAREER)**  
 35 John Unitas, 1956-72  
 31 Peyton Manning, 1998-00  
 20 Bert Jones, 1973-81  
 17 Jeff George, 1990-93  
 13 Jack Trudeau, 1986-93

**MOST CONSC. GAMES 20+ COMPLETIONS**

- 4 John Unitas, G14-1966/G3-1967  
 4 Bert Jones, G4-7, 1981  
 4 Peyton Manning, G8-11, 2000  
 3 John Unitas, G6-8, 1961  
 3 Greg Landry, G12-14, 1979  
 3 Peyton Manning, G1-3, 1998  
 3 Peyton Manning, G8-10, 1998  
 3 Peyton Manning, G7-9, 1999  
 3 Peyton Manning, G1-3, 2000  
 2 (15 times) Last: Peyton Manning, G15-16, 2000

**MOST SEASONS 150+ COMPLETIONS**

- 12 John Unitas, 1959-67, 69-70  
 5 Bert Jones, 1975-77, 80-81  
 4 Jeff George, 1990-93  
 3 Jim Harbaugh, 1995-97  
 3 Peyton Manning, 1998-00  
 2 Mike Pagel, 1983, 85  
 2 Jack Trudeau, 1986, 89

**CONSC. SEASONS 150+ COMPLETIONS**

- 9 John Unitas, 1959-67  
 4 Jeff George, 1990-93  
 3 Bert Jones, 1975-77  
 3 Jim Harbaugh, 1995-97  
 3 Peyton Manning, 1998-00

**HIGHEST PERCENTAGE****(CAREER-1000 ATT)**

- 60.7 Jim Harbaugh, 1994-97  
 60.4 Peyton Manning, 1998-00  
 57.0 Jeff George, 1990-93  
 56.1 Bert Jones, 1973-81  
 54.7 John Unitas, 1956-72

**HIGHEST PERCENTAGE (GAME-15 ATT)**

- 85.0 John Unitas at Atl, Nov. 12, 1967  
 (17-20)  
 84.2 John Unitas vs. Mia, Dec. 11, 1971  
 (16-19)  
 81.8 Jim Harbaugh at Buf, Oct. 16, 1994  
 (18-22)  
 80.0 Paul Justin vs. GB, Nov. 16, 1997 (24-30)  
 80.0 Peyton Manning vs NE, Oct. 22, 2000  
 (16-20)  
 79.2 Jim Harbaugh at T.B., Sept. 11, 1994  
 (19-24)  
 78.9 Jim Harbaugh vs. N.E., Sept. 7, 1997  
 (30-38)  
 78.6 Jeff George vs. Pit, Oct. 6, 1991 (22-28)  
 77.3 John Unitas vs. Min, Dec. 8, 1963  
 (17-22)

**HIGHEST PERCENTAGE****(ROOKIE-GAME-20 ATT)**

- 75.0 John Unitas vs. LA Rams, Nov. 25, 1956  
 (18-24)  
 70.4 Peyton Manning at Atl, Dec. 6, 1998  
 (19-27)  
 68.2 George Shaw at LA Rams, Dec. 5, 1955  
 (15-22)  
 68.0 Mike Pagel at S.D., Dec. 26, 1982  
 (17-25)  
 67.7 Jeff George at Cin, Nov. 25, 1990  
 (21-31)

**HIGHEST PERCENTAGE (SEASON-200 ATT)**

- 63.7 Jim Harbaugh, 1995  
 62.5 Peyton Manning, 2000  
 62.1 Peyton Manning, 1999  
 61.9 Jim Harbaugh, 1994  
 61.2 Jim Harbaugh, 1997  
 60.4 Bert Jones, 1976  
 60.2 Jeff George, 1991  
 59.1 Greg Landry, 1979  
 59.0 Bert Jones, 1975  
 58.5 John Unitas, 1967

**HIGHEST PERCENTAGE****(ROOKIE-SEASON-100 ATT)**

- 56.7 Peyton Manning, 1998  
 55.6 John Unitas, 1956  
 55.4 Chris Chandler, 1988  
 54.2 Jeff George, 1990  
 50.2 Mike Pagel, 1982  
 50.2 George Shaw, 1955

**MOST YARDS (CAREER)**

- 39768 John Unitas, 1956-72  
 17663 Bert Jones, 1973-81  
 12287 Peyton Manning, 1998-00  
 9647 Jack Trudeau, 1986-93  
 9551 Jeff George, 1990-93  
 8705 Jim Harbaugh, 1994-97  
 7474 Mike Pagel, 1982-85  
 5666 Earl Morrall, 1968-71  
 3471 Marty Domres, 1972-75  
 3402 Greg Landry, 1979-81

**MOST YARDS (SEASON)**

- 4413 Peyton Manning, 2000  
 4135 Peyton Manning, 1999  
 3739 Peyton Manning, 1998  
 3481 John Unitas, 1963  
 3428 John Unitas, 1967  
 3134 Bert Jones, 1980  
 3104 Bert Jones, 1976  
 3099 John Unitas, 1960  
 3094 Bert Jones, 1981  
 2990 John Unitas, 1961

**MOST YARDS (ROOKIE)**

- 3739 Peyton Manning, 1998  
 2225 Jack Trudeau, 1986  
 2152 Jeff George, 1990  
 1619 Chris Chandler, 1988  
 1586 George Shaw, 1955

**MOST YARDS (GAME)**

- 440 Peyton Manning vs. Jax, Sept. 25, 2000  
 404 Peyton Manning at S.D., Sept. 26, 1999  
 401 John Unitas vs. Atl, Sept. 17, 1967  
 397 John Unitas vs. Cle, Nov. 1, 1959  
 385 John Unitas vs. Min, Dec. 16, 1962  
 385 Bert Jones vs. NYJ, Dec. 15, 1974  
 376 John Unitas vs. Det, Nov. 10, 1963  
 376 John Unitas vs. NYJ, Sept. 24, 1972  
 376 Jeff George at Was, Nov. 7, 1993  
 370 John Unitas at Atl, Nov. 12, 1967

**MOST YARDS (ROOKIE-GAME)**

- 359 Jack Trudeau at NYJ, Nov. 16, 1986  
 357 Peyton Manning at Balt, Nov. 29, 1998  
 335 Peyton Manning at Sea, Dec. 20, 1998  
 315 Jack Trudeau vs. N.O., Oct. 12, 1986  
 314 John Unitas at Det, Nov. 18, 1956

**MOST SEASONS LEADING TEAM****(YDS/TDS)**

- 14 John Unitas, 1956-67, 69-70  
 6 Bert Jones, 1974-77, 80-81  
 4 Mike Pagel, 1982-85  
 4 Jeff George, 1990-93  
 4 Jim Harbaugh, 1994-97

**MOST CONSC. SEASONS LEADING TEAM****(YDS/TDS)**

- 12 John Unitas, 1956-67  
 4 Bert Jones, 1974-77  
 4 Mike Pagel, 1982-85  
 4 Jeff George, 1990-93  
 4 Jim Harbaugh, 1994-97

**MOST 2000+ SEASONS**

- 13 John Unitas, 1957-67, 69-70  
 5 Bert Jones, 1975-77, 80-81  
 3 Jeff George, 1990-91, 93  
 3 Jim Harbaugh, 1995-97  
 3 Peyton Manning, 1998-00  
 2 Mike Pagel, 1983, 85  
 2 Jack Trudeau, 1986, 89

**MOST CONSC. 2000+ SEASONS**

- 11 John Unitas, 1957-67  
 3 Bert Jones, 1975-77  
 3 Jim Harbaugh, 1995-97  
 3 Peyton Manning, 1998-00  
 2 John Unitas, 1969-70  
 2 Bert Jones, 1980-81  
 2 Jeff George, 1990-91

**MOST 300+ GAMES (CAREER)**

- 26 John Unitas, 1956-72
- 11 Peyton Manning, 1998-00
- 8 Bert Jones, 1973-81
- 7 Jeff George, 1990-93
- 5 Jack Trudeau, 1986-93
- 2 Earl Morrall, 1968-71
- 2 Jim Harbaugh, 1994-97
- 1 Greg Landry, 1979-81
- 1 Gary Hogeboom, 1986-88
- 1 Paul Justin, 1995-97

**MOST 300+ GAMES (SEASON)**

- 5 Peyton Manning, 2000
- 4 John Unitas, 1960
- 4 John Unitas, 1963
- 4 Peyton Manning, 1998
- 3 John Unitas, 1965
- 3 John Unitas, 1967
- 3 Jeff George, 1992
- 2 (13 times) Last: Peyton Manning, 1999

**MOST 300+ GAMES (ROOKIE)**

- 4 Peyton Manning, 1998
- 2 Jack Trudeau, 1986
- 1 John Unitas, 1956

**MOST CONSEC. 300+ GAMES**

- 3 John Unitas, G12-14, 1963
- 2 John Unitas, G9-10, 1960
- 2 John Unitas, G13-14, 1962
- 2 John Unitas, G14-1966/G1-1967
- 2 John Unitas, G5-6, 1969
- 2 Peyton Manning, G2-3, 2000

**MOST TOUCHDOWNS (CAREER)**

- 287 John Unitas, 1956-72
  - 122 Bert Jones, 1973-81
  - 85 Peyton Manning, 1998-00
  - 49 Jim Harbaugh, 1994-97
  - 47 Earl Morrall, 1968-71
  - 41 Jack Trudeau, 1986-93
  - 41 Jeff George, 1990-93
  - 39 Mike Pagel, 1982-85
  - 22 Gary Hogeboom, 1986-88
  - 21 George Shaw, 1955-58
  - 21 Marty Domres, 1972-75
- MOST TOUCHDOWNS (SEASON)**
- 33 Peyton Manning, 2000
  - 32 John Unitas, 1959
  - 26 Earl Morrall, 1968
  - 26 Peyton Manning, 1998
  - 26 Peyton Manning, 1999
  - 25 John Unitas, 1960
  - 24 John Unitas, 1957
  - 24 Bert Jones, 1976
  - 23 John Unitas, 1962
  - 23 John Unitas, 1965
  - 23 Bert Jones, 1980
  - 22 John Unitas, 1966
  - 21 Bert Jones, 1981

**MOST TOUCHDOWNS (ROOKIE)**

- 26 Peyton Manning, 1998
- 16 Jeff George, 1990
- 10 George Shaw, 1955
- 9 John Unitas, 1956
- 8 Jack Trudeau, 1986
- 8 Chris Chandler, 1988

**MOST TOUCHDOWNS (GAME)**

- 5 Gary Cuozzo at Min, Nov. 4, 1965
- 5 Gary Hogeboom at Buf, Oct. 4, 1987
- 4 (26 times) Last: Peyton Manning vs. Min, Dec. 24, 2000

**MOST TOUCHDOWNS (ROOKIE-GAME)**

- 3 John Unitas vs. LA Rams, Nov. 25, 1956
- 3 Jeff George at Cin, Nov. 25, 1990
- 3 Jeff George vs. Was, Dec. 22, 1990
- 3 Peyton Manning at S.F., Oct. 18, 1998
- 3 Peyton Manning vs. NYJ, Nov. 15, 1998

**MOST TOUCHDOWNS (ROOKIE-GAME)**

- (Continued)
- 3 Peyton Manning at Balt, Nov. 29, 1998
  - 3 Peyton Manning vs. Cin, Dec. 13, 1998
  - 2 (15 times) Last: Peyton Manning at Atl, Dec. 6, 1998

**MOST GAMES WITH TOUCHDOWNS (CAREER)**

- 144 John Unitas, 1956-72
- 68 Bert Jones, 1973-81
- 44 Peyton Manning, 1998-00
- 31 Mike Pagel, 1982-85
- 31 Jim Harbaugh, 1994-97
- 30 Jack Trudeau, 1986-93

**MOST GAMES WITH TOUCHDOWNS (SEASON)**

- 15 Peyton Manning, 1998
- 15 Peyton Manning, 2000
- 14 Peyton Manning, 1999
- 13 Earl Morrall, 1968
- 12 John Unitas, 1957, 59, 67
- 12 Bert Jones, 1976, 80
- 11 John Unitas, 1960
- 11 Greg Landry, 1979
- 11 Bert Jones, 1981
- 11 Mike Pagel, 1985
- 11 Jim Harbaugh, 1995
- 10 John Unitas, 1958, 62-65
- 10 Bert Jones, 1975
- 10 Mike Pagel, 1983

**MOST GAMES WITH TOUCHDOWNS (ROOKIE)**

- 15 Peyton Manning, 1998
- 9 Jeff George, 1990
- 8 Chris Chandler, 1988
- 7 George Shaw, 1955
- 7 Jack Trudeau, 1986
- 6 John Unitas, 1956

**MOST CONSEC. GAMES PASSING TDS**

- 47 John Unitas, G10-1956/G10-1960
- 27 Peyton Manning, G4-98/G14-99
- 13 Peyton Manning, G1-13, 2000
- 11 John Unitas, G14-1966/G10-1967
- 10 John Unitas, G1-8, 10-11, 1965
- 10 Jim Harbaugh, G10-13, 15-16-1995/G1-4, 1996
- 9 Bert Jones, G2-10, 1980
- 9 Bert Jones, G4-12, 1981
- 8 John Unitas, G12-14-1963/G5-1964
- 8 Earl Morrall, G1-8, 1968
- 8 Jack Trudeau, G7-9, 11-15, 1989

**MOST CONSEC. GAMES PASSING TDS (ROOKIE)**

- 13 Peyton Manning, G4-16, 1998
- 4 Bert Jones, G1-4, 1973
- 4 Jack Trudeau, G4-7, 1986
- 4 Jeff George, G9-12, 1990
- 3 (4 times) Last: Jeff George, G14-16, 1990

**MOST CONSEC. GAMES 2+ TD PASSES**

- 12 John Unitas, G1-12, 1959
- 7 John Unitas, G4-8, 10-11, 1965
- 6 John Unitas, G5-10, 1960
- 5 John Unitas, G1-5, 1957
- 4 John Unitas, G1-4, 1964
- 4 John Unitas, G14-1966/G3-1967
- 4 Bert Jones, G6-9, 1975
- 4 Peyton Manning, G1-4, 1999

**HIGHEST TD PCT. (CAREER-1000 ATT)**

- 5.62 John Unitas, 1956-72
- 5.06 Peyton Manning, 1998-00
- 4.95 Bert Jones, 1973-81
- 3.98 Jim Harbaugh, 1994-97
- 3.38 Mike Pagel, 1982-85

**HIGHEST TD PCT. (SEASON-200 ATT)**

- 8.72 John Unitas, 1959
- 8.20 Earl Morrall, 1968
- 8.16 John Unitas, 1965
- 7.97 John Unitas, 1957
- 7.22 John Unitas, 1958

**HIGHEST TD PCT. (ROOKIE-SEASON-100 ATT)**

- 4.79 Jeff George, 1990
- 4.55 John Unitas, 1956
- 4.52 Peyton Manning, 1998
- 4.22 George Shaw, 1955
- 3.70 Bert Jones, 1973

**HIGHEST TD PCT. (GAME-20 ATT)**

- 20.00 John Unitas at Atl, Nov. 12, 1967
- 20.00 Gary Hogeboom at Buf, Oct. 4, 1987
- 19.23 Gary Cuozzo at Min, Nov. 14, 1965
- 19.05 John Unitas at Det, Oct. 20, 1957
- 18.18 John Unitas at Min, Sept. 18, 1966

**HIGHEST TD PCT. (ROOKIE-GAME-20 ATT)**

- 12.50 John Unitas vs. LA Rams, Nov. 25, 1956
- 11.54 Peyton Manning vs. Cin, Dec. 13, 1998
- 10.00 Mike Pagel vs. Cin, Dec. 5, 1982
- 10.00 Peyton Manning at S.F., Oct. 18, 1998
- 9.68 Jeff George at Cin, Nov. 25, 1990

**LONGEST PASSES**

- 901 Jones to Roger Carr vs. NYJ, Nov. 16, 1975
- 891 Unitas to John Mackey at LA Rams, Oct. 30, 1966
- 891 Jones to Roger Carr at Buf, Nov. 9, 1975
- 881 Unitas to Tom Matte vs. Atl, Sept. 17, 1967
- 851 Harbaugh to Marshall Faulk vs. Was, Oct. 23, 1994
- 841 Trudeau to Bill Brooks at S.F., Oct. 5, 1986
- 84 Morrall to Jimmy Orr at Atl, Sept. 22, 1968
- 831 Unitas to John Mackey at Min, Sept. 18, 1966
- 821 Shaw to Buddy Young at G.B., Oct. 8, 1955
- 821 Unitas to Lenny Moore at S.F., Dec. 8, 1957
- 821 Chandler to Clarence Verdin at LA Rams, Sept. 17, 1989

**LONGEST PASSES (ROOKIE)**

- 841 Trudeau to Bill Brooks at S.F., Oct. 5, 1986
- 821 Shaw to Buddy Young at G.B., Oct. 8, 1955
- 781 Manning to Marshall Faulk vs. N.O., Sept. 27, 1998
- 681 George to Bill Brooks vs. N.E., Sept. 16, 1990
- 661 DeBella to Bart Rechichar at Phil, Nov. 15, 1953

**HIGHEST AVG. PER ATTEMPT (CAREER-1000 ATT)**

- 7.78 John Unitas, 1956-72
- 7.32 Peyton Manning, 1998-00
- 7.17 Bert Jones, 1973-81
- 7.08 Jim Harbaugh, 1994-97
- 6.48 Mike Pagel, 1982-85

**HIGHEST AVG. PER ATTEMPT (SEASON-200 ATT)**

- 9.26 John Unitas, 1964
- 9.18 John Unitas, 1968
- 9.05 Bert Jones, 1976
- 7.85+ (8 times) Last: 8.20 Jim Harbaugh, 1995

**HIGHEST AVG. PER ATTEMPT  
(ROOKIE-SEASON-100 ATT)**

- 7.57 John Unitas, 1956
- 6.95 Chris Chandler, 1988
- 6.69 George Shaw, 1955
- 6.50 Peyton Manning, 1998
- 6.44 Jeff George, 1990

**HIGHEST AVG. PER ATTEMPT  
(GAME-20 ATT)**

- 18.50 John Unitas at Atl, Nov. 12, 1967
- 15.67 John Unitas vs. Det, Nov. 10, 1963
- 15.64 John Unitas vs. Min, Dec. 8, 1963
- 12.00+ (9 times) Last: 13.40 Peyton Manning vs. NE, Oct. 22, 2000

**HIGHEST AVG. PER ATTEMPT  
(ROOKIE-GAME-20 ATT)**

- 12.21 John Unitas vs. LA Rams, Nov. 25, 1956
- 11.32 Jeff George vs. NYJ, Nov. 18, 1990
- 10.47 John Unitas at Det, Nov. 18, 1956
- 7.00+ (13 times) Last: 8.59 Manning at Sea, Dec. 20, 1998

**HIGHEST AVG. PER COMP  
(CAREER-1000 ATT)**

- 14.22 John Unitas, 1956-72
- 12.78 Bert Jones, 1973-81
- 12.73 Mike Pagel, 1982-85
- 12.12 Peyton Manning, 1998-00
- 11.88 Jack Trudeau, 1986-93

**HIGHEST AVG. PER COMP  
(SEASON-200 ATT)**

- 17.87 John Unitas, 1964
- 16.31 John Unitas, 1960
- 15.98 Earl Morrall, 1968
- 15.43 John Unitas, 1965
- 15.02 John Unitas, 1959
- 15.00 Bert Jones, 1976

**HIGHEST AVG. PER COMP  
(ROOKIE-SEASON-100 ATT)**

- 13.62 John Unitas, 1956
- 13.33 George Shaw, 1955
- 12.55 Chris Chandler, 1988
- 12.53 Bert Jones, 1973
- 11.89 Jeff George, 1990

**HIGHEST AVG. PER COMP  
(GAME-20 ATT)**

- 22.25 John Unitas vs. S.F., Nov. 26, 1960
- 22.12 John Unitas vs. Det, Nov. 10, 1963
- 21.93 John Unitas vs. Chi, Oct. 2, 1960
- 21.86 Bert Jones at Buf, Nov. 9, 1975
- 21.85 John Unitas vs. Min, Oct. 1, 1961

**HIGHEST AVG. PER COMP  
(ROOKIE-GAME-20 ATT)**

- 18.47 John Unitas at Det, Nov. 18, 1956
- 17.79 Jeff George vs. NYJ, Nov. 18, 1990
- 17.67 Jeff George at N.E., Nov. 11, 1990
- 16.67 George Shaw vs. S.F., Nov. 27, 1955
- 16.28 John Unitas vs. LA Rams, Nov. 25, 1956

**MOST INTERCEPTIONS (CAREER)**

- 246 John Unitas, 1956-72
- 97 Bert Jones, 1973-81
- 62 Jack Trudeau, 1986-93
- 58 Peyton Manning, 1998-00
- 47 Mike Pagel, 1982-85
- 46 Jeff George, 1990-93
- 40 Earl Morrall, 1968-71
- 31 George Shaw, 1955-58
- 31 Marty Domres, 1972-75
- 26 Jim Harbaugh, 1994-97

**MOST INTERCEPTIONS (SEASON-200 ATT)**

- 28 Peyton Manning, 1998
- 24 John Unitas, 1960
- 24 John Unitas, 1961
- 24 John Unitas, 1966
- 23 John Unitas, 1962

**MOST INTERCEPTIONS (SEASON-200 ATT)**

- (Continued)
- 21 Bill Troup, 1978
  - 21 Bert Jones, 1980
  - 20 John Unitas, 1969
  - 20 Bert Jones, 1981
  - 19 George Shaw, 1955
  - 19 John Unitas, 1958

**MOST INTERCEPTIONS  
(ROOKIE-SEASON-100 ATT)**

- 28 Peyton Manning, 1998
- 19 George Shaw, 1955
- 18 Jack Trudeau, 1986
- 13 Jeff George, 1990
- 12 Bert Jones, 1973
- 12 Chris Chandler, 1988

**MOST INTERCEPTIONS (GAME)**

- 5 Fred Enke at G.B., Oct. 18, 1953
- 5 Fred Enke at Det, Nov. 17, 1953
- 5 John Unitas vs. S.F., Nov. 26, 1960
- 5 John Unitas at G.B., Oct. 8, 1961
- 5 John Unitas at Det, Nov. 20, 1966
- 5 John Unitas vs. Chi, Nov. 29, 1970
- 4 (14 times) Last: Jim Harbaugh vs. S.D., Nov. 3, 1996

**MOST INTERCEPTIONS  
(ROOKIE-GAME)**

- 4 George Shaw vs. G.B., Oct. 29, 1955
- 4 Bert Jones vs. NYJ, Sept. 23, 1973
- 4 Bert Jones vs. N.O., Sept. 30, 1973
- 4 Jack Trudeau vs. N.E., Nov. 9, 1986
- 4 Jack Trudeau at NYJ, Nov. 16, 1986
- 4 Jeff George vs. N.E., Sept. 16, 1990
- 3 (8 times) Last: Peyton Manning vs. N.O., Sept. 27, 1998

**FEWEST INTERCEPTIONS  
(SEASON-200 ATT)**

- 4 Jim Harbaugh, 1997 (309)
- 5 Jim Harbaugh, 1995 (314)
- 6 John Unitas, 1964 (305)
- 6 Marty Domres, 1972 (222)
- 6 Jack Trudeau, 1987 (229)
- 6 Jeff George, 1993 (407)
- 6 Jim Harbaugh, 1994 (202)
- 7 John Unitas, 1958 (263)
- 7 Mike Pagel, 1982 (221)

**FEWEST INTERCEPTIONS  
(ROOKIE-SEASON-100 ATT)**

- 7 Mike Pagel, 1982 (221)
- 10 John Unitas, 1956 (198)
- 12 Bert Jones, 1973 (108)
- 12 Chris Chandler, 1988 (233)
- 13 Jeff George, 1990 (334)

**LOWEST INTERCEPTION PCT.  
(CAREER-1000 ATT)**

- 2.1 Jim Harbaugh, 1994-97
- 3.0 Jeff George, 1990-93
- 3.5 Peyton Manning, 1998-00
- 3.9 Bert Jones, 1973-81
- 4.0 Jack Trudeau, 1986-93
- 4.1 Mike Pagel, 1982-85
- 1.29 Jim Harbaugh, 1997
- 1.48 Jeff George, 1993
- 1.59 Jim Harbaugh, 1995
- 1.97 John Unitas, 1964
- 2.33 Bert Jones, 1975

**LOWEST INTERCEPTION PCT.  
(ROOKIE-SEASON-100 ATT)**

- 3.17 Mike Pagel, 1982
- 3.89 Jeff George, 1990
- 4.32 Jack Trudeau, 1986
- 4.87 Peyton Manning, 1998
- 5.05 John Unitas, 1956

**MOST CONSEC. PASSES WITHOUT  
INTERCEPTION (CAREER)**

- 202 Jeff George, G10-16, 1993
- 179 Jim Harbaugh, G3-9, 1996
- 179 Jim Harbaugh, G6-7, 12-16, 1997
- 155 Paul Justin, G13-1995/G4-1997
- 132 John Unitas, G8-13, 1964
- 132 Bert Jones, G2-8, 1977
- 128 Marty Domres, G5-11, 1972
- 115 Bert Jones, G9-14, 1975

**HIGHEST RATING (CAREER-1000 ATT)**

- 86.6 Jim Harbaugh, 1994-97
- 85.4 Peyton Manning, 1998-00
- 79.1 Bert Jones, 1973-81
- 78.8 John Unitas, 1956-72
- 72.1 Jeff George, 1990-93

**HIGHEST RATING (SEASON-200 ATT)**

- 102.5 Bert Jones, 1976
- 100.7 Jim Harbaugh, 1995
- 97.4 John Unitas, 1965
- 96.4 John Unitas, 1964
- 94.7 Peyton Manning, 2000
- 93.2 Earl Morrall, 1968
- 92.0 John Unitas, 1959
- 90.7 Peyton Manning, 1999
- 90.0 John Unitas, 1958
- 90.0 John Unitas, 1963

**HIGHEST RATING  
(ROOKIE-SEASON-100 ATT)**

- 74.0 John Unitas, 1956
- 73.8 Jeff George, 1990
- 71.2 Peyton Manning, 1998
- 67.2 Chris Chandler, 1988
- 62.4 Mike Pagel, 1982

**RECEIVING**

**MOST RECEPTIONS (CAREER)**

- 631 Raymond Berry, 1955-67
- 413 Marvin Harrison, 1996-00
- 411 Bill Brooks, 1986-92
- 363 Lenny Moore, 1956-67
- 333 Don McCauley, 1971-81
- 320 John Mackey, 1963-71
- 303 Jimmy Orr, 1961-70
- 298 Lydell Mitchell, 1972-77
- 297 Marshall Faulk, 1994-98
- 254 Roger Carr, 1974-81

**MOST RECEPTIONS (SEASON)**

- 115 Marvin Harrison, 1999
- 102 Marvin Harrison, 2000
- 86 Marshall Faulk, 1998
- 85 Reggie Langhorne, 1993
- 82 Joe Washington, 1979
- 75 Raymond Berry, 1961
- 74 Raymond Berry, 1960
- 73 Marvin Harrison, 1997
- 72 Lydell Mitchell, 1974
- 72 Bill Brooks, 1991

**MOST RECEPTIONS (ROOKIE)**

- 65 Bill Brooks, 1986
- 64 Marvin Harrison, 1996
- 62 Edgerrin James, 1999
- 52 Andre Rison, 1989
- 52 Marshall Faulk, 1994
- 50 Randy McMillan, 1981
- 50 Jerome Pathon, 1998

**MOST RECEPTIONS (GAME)**

- 14 Marvin Harrison at Cle, Dec. 26, 1999
- 13 Lydell Mitchell vs. NYJ, Dec. 15, 1974
- 13 Joe Washington at K.C., Sept. 2, 1979
- 13 Marvin Harrison at S.D., Sept. 26, 1999
- 13 Marvin Harrison at NE, Oct. 22, 2000
- 12 Raymond Berry vs. Was, Nov. 10, 1957
- 12 Lydell Mitchell vs. NYJ, Nov. 28, 1976
- 12 Reggie Langhorne at Was, Nov. 7, 1993

**MOST RECEPTIONS (GAME)**

(Continued)

- 12 Marvin Harrison vs. Min, Dec. 24, 2000
- 11 Raymond Berry vs. Cle, Nov. 1, 1959
- 11 Raymond Berry at Det, Oct. 23, 1960
- 11 Raymond Berry vs. Was, Dec. 8, 1962
- 11 Willie Richardson at Phil, Sept. 24, 1967
- 11 Eddie Hinton vs. K.C., Sept. 28, 1970
- 11 Lydell Mitchell vs. Den, Nov. 10, 1974
- 11 Don McCauley at Den, Nov. 27, 1977
- 11 Curtis Dickey vs. Cin, Nov. 11, 1981
- 11 Randy McMillan vs. NYJ, Nov. 8, 1981
- 11 Anthony Johnson vs. N.E., Sept. 1, 1991

**MOST RECEPTIONS (GAME) (ROOKIE)**

- 11 Randy McMillan vs. NYJ, Nov. 8, 1981
- 9 Randy McMillan at Mia, Nov. 1, 1981
- 9 Bill Brooks at NYJ, Nov. 16, 1986
- 8 Sean Dawkins vs. Dal, Oct. 10, 1993
- 8 Marshall Faulk vs. Was, Oct. 23, 1994
- 7 (12 times) last: Edgerin James vs. NYJ, Nov. 28, 1999

**MOST CONSC. GAMES WITH RECEPTION**

- 77 Marshall Faulk, G1-1994/G16-1998
- 76 Marvin Harrison, G1-1996/G16-2000
- 62 Jessie Hester, G3-1990/G16-1993
- 58 Jimmy Orr, G12-1961/G3-1963/G6-1963/G13-1965
- 45 Lenny Moore, G8-1957/G4-1961
- 44 Raymond Berry, G1-1959/G12-1961, G1-8, 1962
- 39 Bill Brooks, G8-1990/G16-1992
- 38 Bill Brooks, G1-1986/G10-1988
- 35 Albert Bentley, G15-1988/G16-1990, G2-1991
- 34 Sean Dawkins, G16-1993/G1-1996
- 33 Matt Bouza, G13-1985/G2-1987, G6-1987/G1-1988
- 32 Edgerin James, G1-1999/G16-2000
- 31 John Mackey, G8-1964/G10-1966
- 30 Lydell Mitchell, G1-1974/G2-1976

**MOST GAMES WITH RECEPTIONS (CAREER)**

- 142 Raymond Berry, 1955-67
- 116 Lenny Moore, 1956-67
- 113 Don McCauley, 1971-81
- 111 John Mackey, 1963-71
- 103 Bill Brooks, 1986-92
- 96 Jimmy Orr, 1961-70
- 96 Tom Matte, 1961-72
- 88 Roger Carr, 1974-81
- 83 Glenn Doughty, 1972-79
- 79 Pat Beach, 1982-83, 85-91

**MOST GAMES 10+ RECEPTIONS (CAREER)**

- 11 Raymond Berry, 1955-67
- 5 Marvin Harrison, 1996-00
- 3 Don McCauley, 1971-81
- 3 Lydell Mitchell, 1972-77
- 3 Joe Washington, 1978-80
- 3 Anthony Johnson, 1990-93
- 1 Brooks/Dickey/Faulk/Hinton/Langhorne/McMillan/W.Richardson

**MOST GAMES 10+ RECEPTIONS (SEASON)**

- 3 Raymond Berry, 1960
- 3 Joe Washington, 1979
- 3 Marvin Harrison, 2000
- 2 Raymond Berry, 1958
- 2 Raymond Berry, 1959
- 2 Lydell Mitchell, 1974
- 2 Anthony Johnson, 1991
- 2 Marvin Harrison, 1999

**MOST SEASONS LEADING TEAM (\*TIED)**

- 8 Raymond Berry, 1957-61, 64-66
- 4 Lydell Mitchell, 1974-77
- 4 Bill Brooks, 1987-89, 91
- 4 Marvin Harrison, 1996-97, 99-00
- 3 Tom Mitchell, 1971-72, 73\*
- 3 Marshall Faulk, 1994\*, 95, 98

**MOST CONSC. SEASONS LEADING TEAM (\*TIED)**

- 5 Raymond Berry, 1957-61
- 4 Lydell Mitchell, 1974-77
- 3 Raymond Berry, 1964-66
- 3 Tom Mitchell, 1971-72, 73\*
- 3 Bill Brooks, 1987-89

**MOST SEASONS 50+ RECEPTIONS**

- 7 Raymond Berry, 1958-62, 65-66
- 6 Bill Brooks, 1986-92
- 5 Marvin Harrison, 1996-00
- 4 Lydell Mitchell, 1974-77
- 4 Jessie Hester, 1990-93
- 4 Sean Dawkins, 1994-97
- 4 Marshall Faulk, 1994-96, 98
- 2 Bentley/Langhorne/Mackey/McCauley/Washington
- 1 (13 times) last: Floyd Turner, 1994

**CONSC. SEASONS 50+ RECEPTIONS**

- 6 Bill Brooks, 1986-91
- 5 Raymond Berry, 1958-62
- 5 Marvin Harrison, 1996-00
- 4 Lydell Mitchell, 1974-77
- 4 Jessie Hester, 1990-93
- 4 Sean Dawkins, 1994-97
- 3 Marshall Faulk, 1994-96
- 2 Raymond Berry, 1965-66
- 2 John Mackey, 1966-67
- 2 Joe Washington, 1979-80
- 2 Albert Bentley, 1989-90
- 2 Reggie Langhorne, 1992-93

**MOST RECEPTIONS 2 PLAYERS (SEASON)**

- 177 Harrison (115)/James (62), 1999
- 165 Harrison (102)/James (63), 2000
- 149 Langhorne (85)/Hester (64), 1993
- 145 Faulk (86)/Harrison (59), 1998
- 141 Harrison (73)/Dawkins (68), 1997

**MOST RECEPTIONS 3 PLAYERS (SEASON)**

- 219 Harrison (115)/James (62)/Wilkins (42), 1999
- 215 Harrison (102)/James (63)/Pathon (50), 2000
- 204 Langhorne (85)/Hester (64)/Johnson (55), 1993
- 195 Faulk (86)/Harrison (59)/Pathon (50), 1998
- 188 Harrison (73)/Dawkins (68)/Faulk (47), 1997

**TRIO OF 50+ SEASONAL RECEIVERS**

- Brooks (63)/Rison (52)/Bentley (52), 1989
- Bentley (71)/Brooks (62)/Hester (54), 1990
- Langhorne (85)/Hester (64)/Johnson (55), 1993
- Turner (52)/Faulk (52)/Dawkins (51), 1994
- Harrison (64)/Faulk (56)/Dawkins (54), 1996
- Faulk (86)/Harrison (59)/Pathon (50), 1998
- Harrison (102)/James (63)/Pathon (50), 2000

**MOST YARDS (CAREER)**

- 9275 Raymond Berry, 1955-67
- 6039 Lenny Moore, 1956-67
- 5859 Jimmy Orr, 1961-70
- 5818 Bill Brooks, 1986-92
- 5554 Marvin Harrison, 1996-00
- 5127 John Mackey, 1963-71
- 4770 Roger Carr, 1974-81
- 3684 Jim Mutscheller, 1954-61
- 3547 Glenn Doughty, 1972-79
- 3511 Sean Dawkins, 1993-97

**MOST YARDS (SEASON)**

- 1663 Marvin Harrison, 1999
- 1413 Marvin Harrison, 2000
- 1298 Raymond Berry, 1960
- 1131 Bill Brooks, 1986
- 1112 Roger Carr, 1976
- 1038 Reggie Langhorne, 1993
- 974 Jimmy Orr, 1962
- 959 Raymond Berry, 1959
- 938 Lenny Moore, 1958
- 936 Lenny Moore, 1960

**MOST YARDS (ROOKIE)**

- 1131 Bill Brooks, 1986
- 836 Marvin Harrison, 1996
- 820 Andre Rison, 1989
- 726 John Mackey, 1963
- 635 Ken Dilger, 1995

**MOST YARDS (GAME)**

- 224 Raymond Berry at Was, Nov. 10, 1957
- 210 Roger Carr at NYJ, Oct. 24, 1976
- 203 Reggie Langhorne at Was, Nov. 7, 1993
- 198 Roger Carr vs. Cin, Sept. 19, 1976
- 196 Marvin Harrison at S.D., Sept. 26, 1999
- 195 Raymond Berry at Dal, Oct. 30, 1960
- 187 Roger Carr at N.E., Sept. 18, 1978
- 186 Raymond Berry at Det, Oct. 23, 1960
- 184 Willie Richardson at Phil, Sept. 24, 1967
- 181 Lenny Moore at NYG, Nov. 9, 1958
- 181 Raymond Berry vs. S.F., Nov. 26, 1960

**MOST YARDS (ROOKIE-GAME)**

- 177 Bill Brooks at NYJ, Nov. 16, 1986
- 144 John Mackey vs. Min, Dec. 8, 1963
- 135 Andre Rison vs. Cle, Dec. 10, 1989
- 134 Ray Perkins at Atl, Nov. 12, 1967
- 132 Eddie Hinton vs. Det, Dec. 7, 1969

**MOST SEASONS LEADING TEAM**

- 5 Jimmy Orr, 1962-65, 68
- 5 Bill Brooks, 1986-89, 91
- 4 Raymond Berry, 1957, 59-61
- 4 Marvin Harrison, 1996-97, 99-00
- 3 Roger Carr, 1976, 78, 80

**MOST CONSC. SEASONS LEADING TEAM**

- 4 Jimmy Orr, 1962-65
- 4 Bill Brooks, 1986-89
- 2 Jim Mutscheller, 1955-56
- 2 Reggie Langhorne, 1992-93
- 2 Sean Dawkins, 1994-95
- 2 Marvin Harrison, 1996-97
- 2 Marvin Harrison, 1999-00

**MOST 100+ GAMES (CAREER)**

- 24 Raymond Berry, 1955-67
- 21 Marvin Harrison, 1996-00
- 19 Lenny Moore, 1956-67
- 18 Jimmy Orr, 1961-70
- 10 Roger Carr, 1974-81
- 9 Bill Brooks, 1986-92
- 8 John Mackey, 1963-71
- 6 Jim Mutscheller, 1954-61
- 6 Glenn Doughty, 1972-79
- 5 Willie Richardson, 1963-69, 71
- 5 Sean Dawkins, 1993-97

**MOST 100+ GAMES (SEASON)**

- 9 Marvin Harrison, 1999
- 8 Marvin Harrison, 2000
- 7 Raymond Berry, 1960
- 5 Lenny Moore, 1958
- 4 Raymond Berry, 1959
- 4 Lenny Moore, 1959
- 4 Lenny Moore, 1960
- 4 Jimmy Orr, 1962
- 3 (11 times) last: Marshall Faulk, 1998

**MOST 100+ GAMES (ROOKIE)**

- 3 Andre Rison, 1989
- 2 Ray Perkins, 1967
- 2 Bill Brooks, 1986
- 2 Marvin Harrison, 1996
- 1 Dawkins/Dilger/Hinton/Johnson/Mackey/Wilkins

**MOST CONSC. 100+ GAMES (\*ROOKIE)**

- 6 Raymond Berry, G5-10, 1960
- 4 Marvin Harrison, G12-15, 1999
- 4 Marvin Harrison, G5-8, 2000
- 3 Marvin Harrison, G1-3, 1999
- 3 Marvin Harrison, G1-3, 2000
- 2 Lenny Moore, G2-3, 1958
- 2 Raymond Berry, G5-6, 1959
- 2 Lenny Moore, G6-7, 1959

**MOST CONSC. 100+ GAMES (\*ROOKIE)**

- (Continued)  
 2 Lenny Moore, G9-10, 1960  
 2 Raymond Berry, G13-14, 1962  
 2 Raymond Berry, G13-14, 1963  
 2 Willie Richardson, G10-11, 1968  
 2 Jimmy Orr, G5-6, 1969  
 2 \*Bill Brooks, G11-12, 1986  
 2 Bill Brooks, G4-5, 1989  
 2 Reggie Langhorne, G8-9, 1993  
 2 \*Marvin Harrison, G14-15, 1996

**MOST TOUCHDOWNS (CAREER)**

- 68 Raymond Berry, 1955-67  
 50 Jimmy Orr, 1961-70  
 48 Lenny Moore, 1956-67  
 47 Marvin Harrison, 1996-00  
 40 Jim Mutscheller, 1954-61  
 38 John Mackey, 1963-71  
 29 Roger Carr, 1974-81  
 28 Bill Brooks, 1986-92  
 24 Willie Richardson, 1963-69, 71  
 24 Glenn Doughty, 1972-79  
 24 Ray Butler, 1980-85

**MOST TOUCHDOWNS (SEASON)**

- 14 Raymond Berry, 1959  
 14 Marvin Harrison, 2000  
 12 Marvin Harrison, 1999  
 11 Jimmy Orr, 1962  
 11 Roger Carr, 1976  
 10 Raymond Berry, 1960  
 10 Jimmy Orr, 1965  
 9 Raymond Berry, 1958  
 9 Lenny Moore, 1960  
 9 John Mackey, 1966  
 9 Ray Butler, 1981  
 8 [7 times] Last: Marvin Harrison, 1996

**MOST TOUCHDOWNS (ROOKIE)**

- 8 Bill Brooks, 1986  
 8 Marvin Harrison, 1996  
 7 John Mackey, 1963  
 4 Tom Mitchell, 1968  
 4 Andre Rison, 1989  
 4 Ken Dilger, 1995  
 4 Edgerrin James, 1999  
 4 Terrence Wilkins, 1999

**MOST TOUCHDOWNS (GAME)**

- 3 Jim Mutscheller at GBM, Oct. 13, 1957  
 3 Raymond Berry at Dal, Oct. 30, 1960  
 3 Raymond Berry vs. G.B., Nov. 6, 1960  
 3 Lenny Moore vs. Min, Oct. 1, 1961  
 3 Jimmy Orr vs. Was, Dec. 8, 1962  
 3 Jimmy Orr vs. LA Rams, Oct. 4, 1964  
 3 Roger Carr vs. Cin, Sept. 19, 1976  
 3 Marvin Harrison at K.C., Dec. 15, 1996  
 3 Ken Dilger vs. Mia, Dec. 14, 1997  
 3 Marvin Harrison at S.F., Oct. 18, 1998  
 3 Marvin Harrison at N.E., Sept. 19, 1999  
 3 Marvin Harrison vs. Min, Dec. 24, 2000

**MOST TOUCHDOWNS (ROOKIE-GAME)**

- 3 Marvin Harrison at K.C., Dec. 15, 1996  
 2 John Mackey vs. Min, Dec. 8, 1963  
 2 Preston Pearson at LA Rams, Dec. 15, 1968  
 2 Marshall Johnson at NYJ, Oct. 26, 1975

**MOST GAMES WITH TOUCHDOWNS (CAREER)**

- 56 Raymond Berry, 1955-67  
 39 Lenny Moore, 1956-67  
 37 Jimmy Orr, 1961-70  
 35 Marvin Harrison, 1996-00  
 34 Jim Mutscheller, 1954-61  
 34 John Mackey, 1963-71  
 27 Bill Brooks, 1986-92  
 27 Roger Carr, 1974-81  
 21 Glenn Doughty, 1972-79  
 20 Ray Butler, 1980-85

**MOST GAMES WITH TOUCHDOWNS (SEASON)**

- 10 Raymond Berry, 1959  
 10 Marvin Harrison, 2000  
 8 Marvin Harrison, 1999  
 7 Jim Mutscheller, 1955  
 7 Raymond Berry, 1958  
 7 Jim Mutscheller, 1958  
 7 Jimmy Orr, 1962  
 7 Raymond Berry, 1965  
 7 John Mackey, 1966  
 7 Willie Richardson, 1968  
 7 Roger Carr, 1976  
 7 Bill Brooks, 1986

**MOST CONSC. GAMES RECEIVING TDS**

- 7 Raymond Berry, G8-12-1959/G2-1960  
 5 Jim Mutscheller, G12-1956/G4-1957  
 5 Jim Mutscheller, G11-12-1958/G3-1959  
 5 Raymond Berry, G10-11-1958/G3-1959  
 5 Jimmy Orr, G12-14-1962/G2-1963  
 5 Raymond Berry, G5-9, 1965  
 4 [6 times] Last: Marvin Harrison, G2-5, 2000

**MOST SEASONS LEADING TEAM (\*TIED)**

- 5 Marvin Harrison, 1996-00  
 4 Raymond Berry, 1958-60, 64\*  
 4 Glenn Doughty, 1973\*, 74\*, 75\*, 77\*  
 3 [8 times] Last: Matt Bouza, 1982\*, 87, 88\*

**MOST CONSC. SEASONS LEADING TEAM (\*TIED)**

- 5 Marvin Harrison, 1996-00  
 3 Glenn Doughty, 1973\*, 74\*, 75\*  
 3 Raymond Berry, 1958-60  
 3 Jim Mutscheller 1955-57  
 3 Willie Richardson, 1967-68, 69\*

**LONGEST RECEPTIONS**

- 90f Carr from Bert Jones vs. NYJ, Nov. 16, 1975  
 89f Mackey from John Unitas at LA Rams, Oct. 30, 1966  
 89f Carr from Bert Jones at Buf, Nov. 9, 1975  
 88f Matte from John Unitas vs. Atl, Sept. 17, 1967  
 85f Faulk from Jim Harbaugh vs. Was, Oct. 23, 1994  
 84f Brooks from Jack Trudeau at S.F., Oct. 5, 1986  
 84f Orr from Earl Morrall at Atl, Sept. 22, 1968  
 83f Mackey from John Unitas at Min, Sept. 18, 1966  
 82f Young from George Shaw at G.B., Oct. 8, 1955  
 82f Moore from John Unitas at S.F., Dec. 8, 1957  
 82f Verdin from Chris Chandler at LA Rams, Sept. 17, 1989

**LONGEST RECEPTIONS (ROOKIE)**

- 85f Faulk from Jim Harbaugh vs. Wash, Oct. 23, 1994  
 84f Brooks from Jack Trudeau at S.F., Oct. 5, 1986  
 80f Wilkins from Peyton Manning at Phil, Nov. 21, 1999  
 78f Womble from Garry Kerkorian vs. S.F., Nov. 28, 1954  
 74f Turner from Lamar McLan vs. Min, Dec. 16, 1962

**HIGHEST AVERAGE (CAREER-100 REC)**

- 19.3 Jimmy Orr, 1961-70  
 18.8 Roger Carr, 1974-81  
 17.1 Ray Butler, 1980-85  
 16.8 Jim Mutscheller, 1954-61  
 16.6 Lenny Moore, 1956-67  
 16.2 Glenn Doughty, 1972-79  
 15.3 Willie Richardson, 1963-69, 71

**HIGHEST AVERAGE (CAREER-100 REC)**

- (Continued)  
 14.7 Raymond Berry, 1955-67  
 14.4 Jessie Hester, 1990-93  
 14.3 Raymond Chester, 1973-77

**HIGHEST AVERAGE (SEASON-30 REC)**

- 25.9 Roger Carr, 1976  
 21.7 Jimmy Orr, 1964  
 21.0 Roger Carr, 1978  
 20.8 Lenny Moore, 1960  
 20.7 John Mackey, 1963  
 20.4 John Mackey, 1964  
 18.9 Willie Richardson, 1968  
 18.8 Jimmy Orr, 1965  
 18.7 Lenny Moore, 1958  
 18.1 Ray Butler, 1981

**HIGHEST AVERAGE (ROOKIE-30 REC)**

- 20.7 John Mackey, 1963  
 17.4 Bill Brooks, 1986  
 16.9 Ray Butler, 1980  
 15.8 Andre Rison, 1989  
 15.1 Ken Dilger, 1995

**HIGHEST AVERAGE (GAME-3 REC)**

- 48.8 Raymond Berry at Dal, Oct. 30, 1960  
 42.0 Roger Carr at NYJ, Oct. 24, 1976  
 40.0 Torrance Small at Sea, Dec. 20, 1998  
 39.3 Lenny Moore vs. Chi, Oct. 4, 1958  
 36.3 Ray Butler vs. Mia, Sept. 27, 1981  
 36.3 Glenn Doughty at Dal, Oct. 21, 1973  
 36.0 Bill Brooks vs. Den, Oct. 31, 1988  
 35.7 Lenny Moore vs. Min, Nov. 15, 1964  
 35.0 Lenny Moore vs. Chi, Oct. 2, 1960  
 35.0 Marshall Johnson at NYJ, Oct. 26, 1975

**HIGHEST AVERAGE (ROOKIE-GAME-3 REC)**

- 35.0 Marshall Johnson at NYJ, Oct. 26, 1975  
 28.8 John Mackey vs. Min, Dec. 8, 1963  
 28.3 Rayce Womble vs. S.F., Nov. 22, 1954  
 28.0 John Mackey at Min, Nov. 17, 1963  
 27.8 Terrence Wilkins at Phil, Nov. 21, 1999

**MOST GAMES 25+ AVERAGE**

- 11 Lenny Moore, 1956-67  
 9 Roger Carr, 1974-81  
 8 Jimmy Orr, 1961-70  
 8 John Mackey, 1963-71  
 5 Ray Butler, 1980-85  
 4 Willie Richardson, 1963-69, 71

**PLAYS FROM SCRIMMAGE**

**MOST ATTEMPTS (CAREER)**

- 1689 Lydell Mitchell, 1972-77  
 1686 Marshall Faulk, 1994-98  
 1451 Tom Matte, 1961-72  
 1432 Lenny Moore, 1956-67  
 1396 Eric Dickerson, 1987-91  
 1154 Randy McMillan, 1981-86  
 1103 Don McCauley, 1971-81  
 1065 Alan Ameche, 1955-60  
 924 Curtis Dickey, 1980-85  
 881 Edgerrin James, 2000

**MOST ATTEMPTS (SEASON)**

- 450 Edgerrin James, 2000  
 431 Edgerrin James, 1999  
 424 Eric Dickerson, 1988  
 410 Marshall Faulk, 1998  
 372 Lydell Mitchell, 1977  
 366 Marshall Faulk, 1994  
 349 Lydell Mitchell, 1975  
 349 Lydell Mitchell, 1976  
 345 Marshall Faulk, 1995  
 344 Eric Dickerson, 1989

**MOST ATTEMPTS (ROOKIE)**

- 431 Edgerrin James, 1999  
 366 Marshall Faulk, 1994  
 240 Alan Ameche, 1955  
 205 Roosevelt Potts, 1993  
 201 Curtis Dickey, 1980

**MOST ATTEMPTS (GAME)**

- 42 Lydell Mitchell at NYJ, Oct. 20, 1974
- 39 Eric Dickerson vs. Buf, Dec. 18, 1988
- 39 Edgerrin James at Sea, Oct. 15, 2000
- 37 Lydell Mitchell at Sea, Sept. 18, 1977
- 37 Edgerrin James at Mia, Dec. 17, 2000
- 36 Lydell Mitchell vs. Mia, Dec. 9, 1973
- 36 Lydell Mitchell vs. Mia, Dec. 14, 1975
- 36 Eric Dickerson vs. S.D., Nov. 8, 1987
- 36 Marshall Faulk at N.E., Sept. 13, 1998
- 36 Edgerrin James vs. NYJ, Nov. 12, 2000

**MOST ATTEMPTS (ROOKIE-GAME)**

- 34 Edgerrin James vs. Dal, Oct. 31, 1999
- 33 Rodney Culver at N.E., Dec. 6, 1992
- 33 Edgerrin James at N.E., Sept. 19, 1999
- 31 Edgerrin James vs. NYJ, Nov. 28, 1999
- 31 Edgerrin James at Cle, Dec. 26, 1999
- 30 Marshall Faulk vs. Sea, Oct. 2, 1994
- 30 Marshall Faulk vs. Was, Oct. 23, 1994
- 30 Edgerrin James vs. Buf, Sept. 12, 1999
- 30 Edgerrin James at NYJ, Oct. 17, 1999

**MOST SEASONS 200+ ATTEMPTS**

- 5 Lydell Mitchell, 1973-77
- 5 Marshall Faulk, 1994-98
- 4 Eric Dickerson, 1987-89, 91
- 3 Tom Matte, 1968-69, 71
- 3 Curtis Dickey, 1980-81, 83
- 3 Randy McMillan, 1983, 85-86

**CONSC. SEASONS 200+ ATTEMPTS**

- 5 Lydell Mitchell, 1973-77
- 5 Marshall Faulk, 1994-98
- 3 Eric Dickerson, 1987-89
- 2 Ameche/Dickey/James/  
Matte/McMillan/Washington

**MOST YARDS (CAREER)**

- 11213 Lenny Moore, 1956-67
- 8124 Marshall Faulk, 1994-98
- 9275 Raymond Berry, 1955-67
- 8010 Lydell Mitchell, 1972-77
- 7515 Tom Matte, 1961-72
- 6276 Eric Dickerson, 1987-91
- 5894 Bill Brooks, 1986-92
- 5873 Jimmy Orr, 1961-70
- 5653 Don McCauley, 1971-81
- 5556 Marvin Harrison, 1996-00

**MOST YARDS (SEASON)**

- 2303 Edgerrin James, 2000
- 2227 Marshall Faulk, 1998
- 2139 Edgerrin James, 1999
- 2036 Eric Dickerson, 1988
- 1804 Marshall Faulk, 1994
- 1779 Lydell Mitchell, 1977
- 1755 Lydell Mitchell, 1976
- 1737 Lydell Mitchell, 1975
- 1634 Joe Washington, 1979
- 1605 Curtis Dickey, 1983
- 1553 Marshall Faulk, 1995
- 1536 Lenny Moore, 1958
- 1525 Marshall Faulk, 1997

**MOST YARDS (ROOKIE)**

- 2139 Edgerrin James, 1999
- 1804 Marshall Faulk, 1994
- 1136 Bill Brooks, 1986
- 1102 Alan Ameche, 1955
- 1063 Randy McMillan, 1981
- 1004 Curtis Dickey, 1980

**MOST YARDS (GAME)**

- 267 Marshall Faulk at Balt, Nov. 29, 1998
- 240 Anthony Johnson vs. N.E., Nov. 15, 1992
- 229 Eric Dickerson vs. T.B., Dec. 27, 1987
- 228 Edgerrin James at Sea, Oct. 15, 2000
- 224 Raymond Berry at Was, Nov. 10, 1957
- 222 Marshall Faulk vs. St.L. Rams, Oct. 1, 1995
- 220 Marshall Faulk at NYJ, Dec. 7, 1997
- 219 Lydell Mitchell vs. K.C., Nov. 30, 1975

**MOST YARDS (GAME)**

- (Continued)
- 217 Lenny Moore vs. Phil, Nov. 21, 1965
  - 216 Alan Ameche vs. LA Rams, Nov. 25, 1956
  - 216 Lydell Mitchell at S.D., Nov. 7, 1976
  - 213 Marshall Faulk vs. Was, Oct. 23, 1994
  - 212 Lenny Moore vs. G.B., Oct. 28, 1956
  - 210 Lenny Moore vs. Chi, Oct. 29, 1961
  - 210 Roger Carr at NYJ, Oct. 24, 1976
  - 209 Edgerrin James vs. Dal, Oct. 31, 1999
  - 208 Lenny Moore at NYG, Nov. 9, 1958
  - 207 Eric Dickerson vs. Hou, Sept. 4, 1988
  - 207 Edgerrin James vs. Min, Dec. 24, 2000
  - 203 Reggie Langhorne at Was, Oct. 7, 1993
  - 202 George Wonsley vs. Det, Sept. 22, 1985
  - 200 Marvin Harrison at S.D., Sept. 26, 1999

**MOST YARDS (ROOKIE-GAME)**

- 213 Marshall Faulk vs. Was, Oct. 23, 1994
- 212 Lenny Moore vs. G.B., Oct. 28, 1956
- 209 Edgerrin James vs. Dal, Oct. 31, 1999
- 199 Edgerrin James vs. K.C., Nov. 7, 1999
- 199 Edgerrin James at Phil, Nov. 21, 1999
- 194 Alan Ameche vs. Chi, Sept. 25, 1955

**MOST 1000+ SEASONS**

- 6 Lenny Moore, 1957-61, 64
- 5 Lydell Mitchell, 1973-77
- 5 Marshall Faulk, 1994-98
- 3 Tom Matte, 1963, 67, 69
- 3 Curtis Dickey, 1980-81, 83
- 3 Eric Dickerson, 1987-89
- 2 Ameche/Bentley/Harrison/James/  
Washington
- 1 Berry/Brooks/Carr/A.Johnson/  
Langhorne/McMillan

**MOST CONSC. 1000+ SEASONS**

- 5 Lenny Moore, 1957-61
- 5 Lydell Mitchell, 1973-77
- 5 Marshall Faulk, 1994-98
- 3 Eric Dickerson, 1987-89
- 2 Alan Ameche, 1955-56
- 2 Joe Washington, 1978-79
- 2 Curtis Dickey, 1980-81
- 2 Marvin Harrison, 1999-00
- 2 Edgerrin James, 1999-00

**MOST 100+ GAMES (CAREER)**

- 47 Lenny Moore, 1956-67
- 42 Lydell Mitchell, 1972-77
- 38 Marshall Faulk, 1994-98
- 29 Eric Dickerson, 1987-91
- 29 Edgerrin James, 1999-00
- 24 Raymond Berry, 1955-67
- 22 Tom Matte, 1961-72
- 21 Marvin Harrison, 1996-00
- 18 Jimmy Orr, 1961-70
- 18 Curtis Dickey, 1980-85
- 16 Joe Washington, 1978-80
- 12 Albert Bentley, 1985-92

**MOST 100+ GAMES (SEASON)**

- 15 Edgerrin James, 2000
- 13 Marshall Faulk, 1998
- 12 Edgerrin James, 1999
- 11 Lydell Mitchell, 1976
- 11 Lydell Mitchell, 1977
- 10 Lydell Mitchell, 1975
- 10 Eric Dickerson, 1988
- 9 Marshall Faulk, 1994
- 9 Marvin Harrison, 1999
- 8 Lenny Moore, 1958
- 8 Tom Matte, 1969
- 8 Marvin Harrison, 2000

**MOST 100+ GAMES (ROOKIE)**

- 12 Edgerrin James, 1999
- 9 Marshall Faulk, 1994
- 4 Randy McMillan, 1981
- 3 Ameche/Dickey/Lorick/Potts/Rison
- 2 Brooks/Culver/Harrison/Moore/  
Perkins/Vessels

**MOST CONSC. 100+ GAMES**

- 16 Lydell Mitchell, G8-14-1975/G1-9-1978
- 12 Edgerrin James, G1-12, 2000
- 9 Marshall Faulk, G6-14, 1998
- 9 Edgerrin James, G7-15, 1999
- 7 Tom Matte, G5-11, 1969
- 6 Raymond Berry, G5-10, 1960
- 5 Eric Dickerson, G14-16-1988/  
G1-2-1989
- 5 Marshall Faulk, G-14-16-1997/G1-2, 1999
- 4 Dickerson (2)/Dickey/Faulk/  
Harrison/Mitchell (2)/Moore (2)

**MOST CONSC. 100+ GAMES (ROOKIE)**

- 9 Edgerrin James, G7-15, 1999
- 3 Marshall Faulk, G8-10, 1994
- 3 Tony Lorick, G7-9, 1964
- 2 Ameche/Brooks/Harrison/  
McMillan/Moore

**MOST 150+ GAMES (CAREER)**

- 16 Lenny Moore, 1956-67
- 13 Marshall Faulk, 1994-98
- 12 Eric Dickerson, 1987-91
- 11 Lydell Mitchell, 1972-77
- 11 Edgerrin James, 1999-00
- 8 Raymond Berry, 1955-67
- 6 Albert Bentley, 1985-91
- 4 Jimmy Orr, 1961-70
- 4 Tom Matte, 1961-72
- 4 Marvin Harrison, 1996-00
- 3 Ameche/Carr/Dickey/Washington

**MOST 150+ GAMES (SEASON)**

- 7 Edgerrin James, 2000
- 6 Marshall Faulk, 1998
- 5 Lenny Moore, 1958
- 5 Eric Dickerson, 1988
- 4 Eric Dickerson, 1989
- 4 Edgerrin James, 1999
- 3 Raymond Berry, 1960
- 3 Lydell Mitchell, 1975-77
- 3 Joe Washington, 1979
- 3 Albert Bentley, 1987
- 3 Marshall Faulk, 1994

**MOST 150+ GAMES (ROOKIE)**

- 4 Edgerrin James, 1999
- 3 Marshall Faulk, 1994
- 2 Alan Ameche, 1955
- 1 Brooks/McMillan/Moore

**MOST 1500+ SEASONS**

- 4 Marshall Faulk, 1994-95, 97-98
- 3 Lydell Mitchell, 1975-77
- 2 Eric Dickerson, 1988-89
- 2 Edgerrin James, 1999-00
- 1 Lenny Moore, 1958
- 1 Joe Washington, 1979
- 1 Curtis Dickey, 1983
- 1 Marvin Harrison, 1999

**PCT. OF NET YARDAGE SEASONAL LEADERS**

- 43.5 Marshall Faulk, 1998 (2227-5116)
- 41.8 Eric Dickerson, 1988 (2036-4870)
- 40.9 Marshall Faulk, 1994 (1804-4413)
- 38.8 Lydell Mitchell, 1977 (1779-4588)
- 38.6 Lydell Mitchell, 1975 (1737-4498)
- 37.5 Edgerrin James, 2000 (2303-6141)
- 37.4 Edgerrin James, 1999 (2139-5726)
- 33.9 Lydell Mitchell, 1974 (1301-3843)
- 33.8 Lenny Moore, 1958 (1536-4539)
- 33.7 Joe Washington, 1979 (1634-4845)
- 33.7 Lydell Mitchell, 1976 (1755-5236)
- 32.5 Joe Washington, 1978 (1333-4107)
- 32.0 Curtis Dickey, 1983 (1605-5018)
- 30.0+ (8 other times)

**INTERCEPTIONS**

**MOST (CAREER)**

- 57 Bobby Boyd, 1960-68
- 37 Don Shinnick, 1957-68
- 34 Jerry Logan, 1963-72
- 34 Eugene Daniel, 1984-96
- 32 Andy Nelson, 1957-63
- 31 Rick Volk, 1967-75
- 27 Milt Davis, 1957-60
- 27 Mike Prior, 1987-92
- 25 Stan White, 1972-79
- 24 Bert Rechichar, 1953-59

**MOST (SEASON)**

- 11 Tom Keane, 1953
- 10 Milt Davis, 1957
- 10 Lyle Blackwood, 1977
- 9 Bobby Boyd, 1964
- 9 Bobby Boyd, 1965
- 8 Andy Nelson, 1958
- 8 Ray Brown, 1958
- 8 Bobby Boyd, 1968
- 8 Charlie Stukes, 1971
- 8 Stan White, 1975
- 8 Eugene Daniel, 1985
- 8 Ray Buchanan, 1994

**MOST (ROOKIE)**

- 10 Milt Davis, 1957
- 8 Ray Brown, 1958
- 7 Bobby Boyd, 1960
- 6 Rick Volk, 1967
- 6 Eugene Daniel, 1984

**MOST (GAME)**

- 3 Bert Rechichar vs. Chi, Sept. 27, 1953
- 3 Tom Keane at Phil, Nov. 15, 1953
- 3 Tom Keane at LA Rams, Dec. 4, 1954
- 3 Gary Glick at Was, Nov. 26, 1961
- 3 Jerry Logan at NYJ, Oct. 18, 1970
- 3 Jackie Wallace at N.E., Sept. 12, 1976
- 3 Lyle Blackwood vs. NYJ, Nov. 20, 1977
- 3 Eugene Daniel vs. G.B., Oct. 27, 1985
- 3 Leonard Coleman vs. N.O., Oct. 12, 1986
- 3 Mike Prior vs. Pho, Dec. 20, 1992

**MOST (ROOKIE-GAME)**

- 2 (14 times) Most: Milt Davis (3)/Ray Brown (3)/Bobby Boyd (2)/Last: Bryant Jones vs. NYJ, Oct. 11, 1987

**MOST GAMES INTERCEPTIONS (CAREER)**

- 48 Bobby Boyd, 1960-68
- 31 Jerry Logan, 1963-72
- 30 Eugene Daniel, 1984-96
- 29 Rick Volk, 1967-75
- 28 Don Shinnick, 1957-68
- 26 Andy Nelson, 1957-63
- 24 Mike Prior, 1987-92
- 21 Bert Rechichar, 1953-59
- 21 Milt Davis, 1957-60
- 20 Stan White, 1972-79

**MOST GAMES INTERCEPTIONS (SEASON)**

- 8 Bobby Boyd, 1964
- 7 Tom Keane, 1953
- 7 Milt Davis, 1957
- 7 Bobby Boyd, 1962, 65
- 7 Ray Buchanan, 1994
- 6 (Many times) Last: Mike Prior, 1992

**MOST GAMES INTERCEPTIONS (ROOKIE)**

- 7 Milt Davis, 1957
- 6 Eugene Daniel, 1984
- 5 Ray Brown, 1958
- 5 Bobby Boyd, 1960
- 5 Rick Volk, 1967

**MOST CONSC. GAMES INTERCEPTIONS (CAREER)**

- 5 Ray Buchanan, G10-14, 1994
- 4 Carl Taseff, G8-11, 1958
- 4 Don Shinnick, G11-12-1959/G12-1960
- 4 Charlie Stukes, G2-5, 1971
- 3 (24 times) Last: Ray Buchanan, G12-14, 1994

**MOST CONSC. GAMES INTERCEPTIONS (ROOKIE)**

- 3 Milt Davis, G1-3, 1957
- 3 Don Shinnick, G1-3, 1957
- 3 Eugene Daniel, G13-15, 1984
- 2 (Many times) Last: Jason Belsler, G11-12, 1992

**MOST GAMES 2+ INTERCEPTIONS (CAREER)**

- 9 Bobby Boyd, 1960-68
- 9 Don Shinnick, 1957-68
- 6 Milt Davis, 1957-60
- 6 Andy Nelson, 1957-63
- 5 Stan White, 1972-79
- 4 Tom Keane, 1953-54
- 4 Charlie Stukes, 1967-72
- 3 Blackwood/Brown/Daniel/Thompson

**MOST GAMES 2+ INTERCEPTIONS (ROOKIE)**

- 3 Milt Davis, 1957
- 3 Ray Brown, 1958
- 2 Bobby Boyd, 1960
- 1 Brazziel/Daniel/Eggers/Jones/Nelson/Volk

**MOST YARDS RETURNED (CAREER)**

- 994 Bobby Boyd, 1960-68
- 518 Rick Volk, 1967-75
- 418 Eugene Daniel, 1984-96
- 410 Milt Davis, 1957-60
- 397 Jerry Logan, 1963-72
- 379 Bruce Laird, 1972-81
- 372 Lyle Blackwood, 1977-80
- 365 Andy Nelson, 1957-63
- 351 Mike Prior, 1987-92
- 348 Stan White, 1972-79

**MOST YARDS RETURNED (SEASON)**

- 225 Keith Taylor, 1989
- 221 Ray Buchanan, 1994
- 219 Milt Davis, 1957
- 199 Andy Nelson, 1958
- 185 Bobby Boyd, 1964
- 163 Bobby Boyd, 1962
- 163 Lyle Blackwood, 1977
- 160 Bobby Boyd, 1968
- 154 Rick Volk, 1968
- 149 Ray Brown, 1958

**MOST YARDS RETURNED (ROOKIE)**

- 219 Milt Davis, 1957
- 149 Ray Brown, 1958
- 145 Rick Volk, 1967
- 132 Bobby Boyd, 1960
- 94 James Burroughs, 1982

**MOST YARDS RETURNED (GAME)**

- \*ROOKIE
- 121 \*Milt Davis at Chi, Nov. 17, 1957
- 116 Andy Nelson vs. G.B., Nov. 2, 1958
- 113 Ray Buchanan at N.E., Dec. 11, 1994
- 97 Eugene Daniel vs. NYJ, Oct. 29, 1995
- 94 \*Rick Volk at Chi, Oct. 8, 1967
- 94 \*James Burroughs at Min, Dec. 12, 1982
- 90 Rick Volk at S.F., Oct. 13, 1968
- 90 \*Steve Emtman at Mia, Oct. 25, 1992
- 84 \*Bobby Boyd vs. Det, Dec. 4, 1960
- 82 Keith Taylor vs. Buf, Oct. 8, 1989

**HIGHEST RETURN AVERAGE (CAREER-12 INT)**

- 22.5 Jason Belsler, 1992-00
- 22.2 Ray Buchanan, 1993-94
- 19.9 Bruce Laird, 1972-81
- 19.6 Lyle Blackwood, 1977-80
- 18.3 Ray Brown, 1958-60
- 17.4 Bobby Boyd, 1960-68
- 16.7 Rick Volk, 1967-75
- 15.2 Milt Davis, 1957-60
- 14.0 Don Shula, 1953-56
- 13.9 Stan White, 1972-79

**HIGHEST RETURN AVERAGE (SEASON-3 INT)**

- 47.3 Eugene Daniel, 1995
- 36.5 Lyle Blackwood, 1978
- 32.1 Keith Taylor, 1989
- 31.5 Jackie Wallace, 1975
- 27.6 Ray Buchanan, 1994
- 25.7 Wendell Harris, 1965
- 25.7 Rick Volk, 1968
- 24.9 Andy Nelson, 1958
- 24.8 Bill Pellington, 1959
- 24.2 Bobby Boyd, 1967
- 24.2 Rick Volk, 1967

**HIGHEST RETURN AVERAGE (ROOKIE-3 INT)**

- 24.2 Rick Volk, 1967
- 21.9 Milt Davis, 1957
- 18.9 Bobby Boyd, 1960
- 18.6 Ray Brown, 1958
- 12.3 Tom Maxwell, 1969
- 12.3 Larry Brazziel, 1979

**HIGHEST RETURN AVG (GAME-2 INT)**

- \*ROOKIE
- 60.5 \*Milt Davis at Chi, Nov. 17, 1957
- 58.0 Andy Nelson vs. G.B., Nov. 2, 1958
- 56.5 Ray Buchanan at N.E., Dec. 11, 1994
- 42.0 \*Bobby Boyd vs. Det, Dec. 4, 1960
- 41.0 Keith Taylor vs. Buf, Oct. 8, 1989
- 39.5 \*Milt Davis at S.F., Dec. 8, 1957
- 31.5 Wendell Harris vs. Det, Oct. 10, 1965
- 27.5 \*Ray Brown vs. Chi, Oct. 4, 1958
- 27.5 Bobby Boyd vs. Atl, Dec. 1, 1968

**LONGEST RETURN (\*ROOKIE)**

- 97 Eugene Daniel vs. NYJ, Oct. 29, 1995
- 94 \*Rick Volk at Chi, Oct. 8, 1967
- 94 \*James Burroughs at Min, Dec. 12, 1982
- 90 Rick Volk at S.F., Oct. 13, 1968
- 90 \*Steve Emtman at Mia, Oct. 25, 1992
- 90 Ray Buchanan at N.E., Dec. 11, 1994
- 80 John Holt vs. S.D., Nov. 30, 1986
- 80 Keith Taylor vs. Buf, Oct. 8, 1989
- 79 Lyle Blackwood at StL, Oct. 8, 1978
- 77 Keith Taylor vs. Cle, Dec. 10, 1989
- 75 \*Milt Davis at S.F., Dec. 8, 1957

**MOST TOUCHDOWNS (CAREER)**

- 5 Jerry Logan, 1963-72
- 4 Bobby Boyd, 1960-68
- 3 Milt Davis, 1957-60
- 3 Andy Nelson, 1957-63
- 3 Ray Buchanan, 1993-94
- 3 Eugene Daniel, 1984-96
- 3 Jason Belsler, 1992-00
- 2 Blackwood/Curtis/Haymond/Lyles/Wallace/White

**MOST TOUCHDOWNS (SEASON)**

- \*ROOKIE
- 3 Ray Buchanan, 1994
- 2 \*Milt Davis, 1957
- 2 Jerry Logan, 1965, 70
- 2 Jackie Wallace, 1975
- 2 Lyle Blackwood, 1978
- 2 Jason Belsler, 1996

**\*ROOKIES with 1**

(Brazziel/Burroughs/Emtman/Volk)

**CONSC. GAMES WITH TOUCHDOWNS**

- 2 Ray Buchanan, G13-14, 1994

**PUNTING**

**MOST (CAREER)**

- 985 Rohn Stark, 1982-94
- 838 David Lee, 1966-78
- 277 Chris Gardocki, 1995-98
- 232 Tom Gilburg, 1961-65
- 123 Hunter Smith, 1999-00
- 119 Cotton Davidson, 1954, 57
- 99 Bucky Dilts, 1979
- 95 Ray Brown, 1958-60
- 82 Mike Bragg, 1980

**MOST (SEASON)**

- 99 Bucky Dilts, 1979
- 98 Rohn Stark, 1984
- 92 David Lee, 1978
- 91 Rohn Stark, 1983
- 86 David Lee, 1975
- 83 Rohn Stark, 1992, 93
- 82 David Lee, 1977
- 82 Mike Bragg, 1980
- 82 Rohn Stark, 1991

**MOST (ROOKIE)**

- 72 Cotton Davidson, 1954
- 58 Hunter Smith, 1999
- 54 Ray Brown, 1958
- 51 Dave Sherer, 1959
- 49 David Lee, 1966

**MOST (GAME)**

- 12 David Lee at NYJ, Sept. 25, 1977
- 12 Chris Gardocki at Buf, Oct. 6, 1996
- 11 Cotton Davidson at Chi, Oct. 10, 1954
- 11 Joe Don Looney at S.F., Nov. 29, 1964
- 11 David Lee at Mia, Nov. 11, 1973
- 11 David Lee at N.E., Oct. 19, 1975
- 10 Ray Brown at S.F., Dec. 18, 1960
- 10 David Lee at Buf, Dec. 1, 1974
- 10 David Lee at NYG, Dec. 7, 1975
- 10 Bucky Dilts at K.C., Sept. 2, 1979
- 10 Rohn Stark at Den, Dec. 11, 1983
- 10 Rohn Stark at LA Raid, Nov. 25, 1984
- 10 Rohn Stark at N.E., Oct. 2, 1988
- 10 Rohn Stark at N.E., Dec. 8, 1991

**MOST (ROOKIE-GAME)**

- 11 Cotton Davidson at Chi, Oct. 10, 1954
- 11 Joe Don Looney at S.F., Nov. 29, 1964
- 9 Ray Brown at Chi, Nov. 16, 1958
- 9 David Lee vs. LA Rams, Nov. 27, 1966
- 8 (three times) Last: Cotton Davidson vs. Det., Nov. 6, 1954

**MOST PUNT YARDS (CAREER)**

- 43162 Rohn Stark, 1982-94
- 34019 David Lee, 1966-78
- 12403 Chris Gardocki, 1995-98
- 9606 Tom Gilburg, 1961-65
- 5373 Hunter Smith, 1999-00

**MOST PUNT YARDS (SEASON)**

- 4383 Rohn Stark, 1984
- 4124 Rohn Stark, 1983
- 3716 Rohn Stark, 1992
- 3657 Bucky Dilts, 1979
- 3595 Rohn Stark, 1993
- 3584 Rohn Stark, 1985
- 3583 Chris Gardocki, 1998
- 3513 David Lee, 1978
- 3492 Rohn Stark, 1991
- 3432 Rohn Stark, 1986

**MOST PUNT YARDS (ROOKIE)**

- 2678 Cotton Davidson, 1954
- 2467 Hunter Smith, 1999
- 2233 David Lee, 1966
- 2132 Dave Sherer, 1959
- 2044 Rohn Stark, 1982 (9-game season)

**MOST PUNT YARDS (GAME)**

- 551 Chris Gardocki at Buf, Oct. 6, 1996
- 462 Rohn Stark at Den, Dec. 11, 1983
- 456 Rohn Stark at N.E., Oct. 2, 1988
- 445 Joe Don Looney at S.F., Nov. 29, 1964
- 444 Rohn Stark at LA Raid, Nov. 25, 1984

**MOST PUNT YARDS (GAME)**

(Continued)

- 425 Cotton Davidson at Chi, Oct. 10, 1954
- 423 Bucky Dilts at K.C., Sept. 2, 1979
- 413 Rohn Stark at N.E., Dec. 8, 1991
- 409 David Lee vs. LA Rams, Nov. 27, 1966
- 405 Ray Brown at Chi, Nov. 16, 1958
- 403 David Lee at N.E., Oct. 19, 1975

**MOST PUNT YARDS (GAME-ROOKIE)**

- 445 Joe Don Looney at S.F., Nov. 29, 1964
- 425 Cotton Davidson at Chi, Oct. 10, 1954
- 409 David Lee vs. LA Rams, Nov. 27, 1966
- 405 Ray Brown at Chi, Nov. 16, 1958
- 319 Rohn Stark at Min, Dec. 12, 1982

**HIGHEST AVERAGE (CAREER-75 MIN)**

- 44.8 Chris Gardocki, 1995-98
- 43.8 Rohn Stark, 1982-94
- 43.7 Hunter Smith, 1999-00
- 41.4 Tom Gilburg, 1961-65
- 40.6 David Lee, 1966-78
- 39.4 Mike Garrett, 1981
- 39.2 Ray Brown, 1958-60
- 39.1 Mike Bragg, 1980
- 36.9 Bucky Dilts, 1979

**HIGHEST AVERAGE (SEASON-32 MIN)**

- 45.9 Rohn Stark, 1985
- 45.7 Chris Gardocki, 1996
- 45.6 David Lee, 1966
- 45.4 Chris Gardocki, 1998
- 45.3 Rohn Stark, 1983
- 45.3 Chris Gardocki, 1997
- 45.3 David Lee, 1969
- 45.2 Rohn Stark, 1986
- 44.8 Rohn Stark, 1992
- 44.7 David Lee, 1970
- 44.7 Rohn Stark, 1984
- 44.7 Hunter Smith, 2000

**HIGHEST AVERAGE (ROOKIE-32 MIN)**

- 45.6 David Lee, 1966
- 44.4 Rohn Stark, 1982 (9-game season)
- 43.0 Tom Gilburg, 1961
- 42.5 Hunter Smith, 1999
- 42.4 Joe Don Looney, 1964

**HIGHEST AVERAGE (GAME-3 MIN)**

- \*ROOKIE**
- 56.5 Hunter Smith at K.C., Sept. 3, 2000
- 56.3 \*David Lee vs. S.F., Sept. 25, 1966
- 56.2 Rohn Stark vs. Den, Oct. 13, 1985
- 54.5 Rohn Stark at N.E., Sept. 4, 1983
- 54.0 Tom Gilburg vs. S.F., Oct. 3, 1965
- 53.7 \*David Lee at Chi, Oct. 9, 1966
- 53.3 Chris Gardocki vs. Cin, Dec. 13, 1998
- 53.0 Tom Gilburg vs. Det, Sept. 30, 1962
- 53.0 \*David Lee at Min, Sept. 18, 1966
- 52.3 Rohn Stark at Cin, Sept. 13, 1987
- 52.2 Rohn Stark at Buf, Sept. 18, 1983
- 51.5 Rohn Stark vs. Cle, Dec. 1, 1991

\*Other 50.0+ Rookie: Stark at S.D., Dec. 26, 1982; Smith vs. Wash, Dec. 19, 1999

**40.0+ GAMES (CAREER-3 PUNT MIN)**

- 143 Rohn Stark, 1982-94
- 96 David Lee, 1966-78
- 46 Chris Gardocki, 1995-98
- 30 Tom Gilburg, 1961-65
- 18 Hunter Smith, 1999-00
- 8 Ray Brown/Dave Sherer

**40.0+ GAMES (SEASON-3 PUNT MIN)**

- 15 Chris Gardocki, 1998
- 14 Rohn Stark, 1983
- 13 Rohn Stark, 1984-85, 92-93
- 12 David Lee, 1979
- 12 Rohn Stark, 1986, 89-90
- 12 Chris Gardocki, 1997
- 11 Chris Gardocki, 1996
- 10 Tom Gilburg, 1963
- 10 David Lee, 1966
- 10 Rohn Stark, 1991, 94
- 10 Hunter Smith, 2000

**50.0+ GAMES (CAREER-3 PUNT MIN)**

- 15 Rohn Stark, 1982-94
- 6 David Lee, 1966-78
- 3 Tom Gilburg, 1961-65
- 4 Chris Gardocki, 1995-98
- 3 Hunter Smith, 1999-00
- 1 Mike Garrett, 1981

**50.0+ GAMES (SEASON-3 PUNT MIN)**

- 3 David Lee, 1966
- 3 Rohn Stark, 1992
- 2 Tom Gilburg, 1962
- 2 Rohn Stark, 1983, 93
- 2 Chris Gardocki, 1998
- 2 Hunter Smith, 2000
- 1 (16 times) Last: Hunter Smith, 1999

**PUNTS BLOCKED (CAREER)**

- 12 David Lee, 1966-78
- 7 Rohn Stark, 1982-94
- 2 Bragg/Dilts/Smith
- 1 Colquitt/Davidson

**PUNTS BLOCKED (SEASON)**

- 2 David Lee, 1973, 77, 78
- 2 Bucky Dilts, 1979
- 2 Mike Bragg, 1980
- 2 Rohn Stark, 1985, 87
- 2 Hunter Smith, 1999

**PUNTS BLOCKED (GAME)**

- 2 David Lee at Mia, Nov. 11, 1973

**MOST TOUCHBACKS (CAREER)**

- 111 Rohn Stark, 1982-94
- 76 David Lee, 1966-78
- 25 Chris Gardocki, 1995-98
- 17 Hunter Smith, 1999-00
- 10 Tom Gilburg, 1961-65
- 8 Ray Brown, 1958-60
- 5 Bragg/Davidson/Dilts
- 4 Looney/Sherer/Taliaferro

**MOST TOUCHBACKS (SEASON)**

- 14 Rohn Stark, 1985
- 13 Rohn Stark, 1993
- 12 David Lee, 1967
- 12 Rohn Stark, 1982
- 11 David Lee, 1975

**MOST TOUCHBACKS (ROOKIE)**

- 12 Rohn Stark, 1982
- 8 Hunter Smith, 1999
- 4 Brown/Sherer
- 3 David Lee, 1966

**MOST TOUCHBACKS (GAME)**

- 4 Rohn Stark at Buf, Oct. 20, 1985
- 4 Rohn Stark vs. Mia, Nov. 6, 1993
- 4 Rohn Stark at T.B., Sept. 11, 1994
- 3 (8 times) Stark (4)/Lee (2)/Davidson/Looney

**MOST INSIDE 20 (CAREER, since 1976)**

- 225 Rohn Stark, 1982-94
- 80 Chris Gardocki, 1995-98
- 57 David Lee, 1966-78
- 36 Hunter Smith, 1999-00
- 22 Mike Bragg, 1980

**MOST INSIDE 20 (SEASON)**

- 24 Rohn Stark, 1990
- 23 Rohn Stark, 1986
- 23 Chris Gardocki, 1996
- 23 Chris Gardocki, 1998
- 22 Mike Bragg, 1980
- 22 Rohn Stark, 1992, 94
- 21 David Lee, 1976
- 21 Bucky Dilts, 1979
- 21 Rohn Stark, 1983, 84
- 20 Rohn Stark, 1983
- 20 Hunter Smith, 2000

**MOST INSIDE 20 (GAME)**

- 5 David Lee at St.L, Dec. 4, 1976
- 5 Rohn Stark at N.E., Nov. 11, 1990
- 4 Bucky Dilts at Pit, Sept. 23, 1979
- 4 Rohn Stark at Cin, Oct. 2, 1983
- 4 Rohn Stark at Mia, Nov. 20, 1988
- 4 Rohn Stark at Buf, Dec. 2, 1984
- 4 Chris Gardocki at Buf, Oct. 6, 1996
- 4 Chris Gardocki vs. NYJ, Nov. 17, 1998
- 4 Chris Gardocki vs. Buf, Dec. 1, 1996



**LONGEST PUNTS**

- 76 David Lee at NYG, Oct. 17, 1971
- 72 Rohn Stark at Mia, Sept. 23, 1984
- 72 Chris Gardocki at S.D., Oct. 27, 1997
- 69 Rohn Stark at Buf, Dec. 2, 1984
- 69 Chris Gardocki at Buf, Sept. 17, 1995 (twice)
- 68 David Lee vs. N.O., Dec. 10, 1967
- 68 Rohn Stark at Den, Dec. 11, 1983
- 68 Rohn Stark vs. Den, Oct. 13, 1985
- 67 David Lee at Sea, Nov. 12, 1978
- 67 Rohn Stark at Buf, Sept. 18, 1983
- 66 Tom Gilburg vs. S.F., Oct. 3, 1965
- 66 David Lee vs. G.B., Nov. 9, 1969
- 66 David Lee vs. Phil, Oct. 1, 1978

**LONGEST PUNTS (ROOKIE)**

- 64 Joe Don Looney at Det, Oct. 25, 1964
- 64 David Lee vs. S.F., Sept. 25, 1966
- 64 David Lee at LA Rams, Oct. 30, 1966
- 62 Joe Don Looney at LA Rams, Nov. 22, 1964
- 61 Tom Gilburg vs. LA Rams, Sept. 17, 1961
- 61 Hunter Smith vs. Wash, Dec. 19, 1999

**PUNT RETURNS**

**MOST (CAREER)**

- 155 Clarence Verdin, 1988-93
- 112 Carl Taseff, 1953-61
- 109 Howard Stevens, 1975-77
- 108 Alvin Haymond, 1964-67
- 84 Rick Volk, 1967-75
- 79 Nesby Glasgow, 1979-87
- 71 Bert Rechichar, 1953-59
- 70 Terrence Wilkins, 1999-00
- 63 Jerry Logan, 1963-72
- 60 Bruce Laird, 1972-81
- 57 Robbie Martin, 1985-86

**MOST (SEASON) \*ROOKIE**

- 44 \*Nesby Glasgow, 1979
- 42 \*Dewell Brewer, 1994
- 41 Alvin Haymond, 1965
- 41 \*Terrence Wilkins, 1999
- 40 Alvin Haymond, 1966
- 40 Robbie Martin, 1985
- 39 Howard Stevens, 1976
- 36 Howard Stevens, 1975
- 34 \*Bruce Laird, 1972
- 34 Howard Stevens, 1977
- 31 Clarence Verdin, 1990

**MOST (GAME)**

- 9 Nesby Glasgow at K.C., Sept. 2, 1979
- 8 Howard Stevens vs. T.B., Oct. 3, 1976
- 7 Alvin Haymond vs. Det, Oct. 10, 1965
- 7 Alvin Haymond vs. LA Rams, Nov. 27, 1966
- 7 Larry Anderson vs. Den, Sept. 11, 1983
- 7 Robbie Martin at S.F., Oct. 5, 1986
- 6 (8 times) Last: Clarence Verdin at N.E., Nov. 11, 1990

**MOST (ROOKIE-GAME)**

- 9 Nesby Glasgow at K.C., Sept. 2, 1979
- 6 Bruce Laird vs. Buf, Dec. 3, 1972
- 5 (9 times) Last: Nate Jacquet at NYJ, Dec. 14, 1997
- 4 (21 times) Last: Payton Williams at K.C., Sept. 3, 2000

**MOST YARDAGE (CAREER)**

- 1537 Clarence Verdin, 1988-93
- 1012 Howard Stevens, 1975-77
- 911 Alvin Haymond, 1964-67
- 826 Carl Taseff, 1953-61
- 651 Nesby Glasgow, 1979-87
- 638 Terrence Wilkins, 1999-00
- 577 Jerry Logan, 1963-72
- 552 Robbie Martin, 1985-86
- 548 Rick Volk, 1967-75
- 405 Bruce Laird, 1972-81
- 405 Ron Gardin, 1970-71

**MOST YARDAGE (SEASON) \*ROOKIE**

- 443 Robbie Martin, 1985
- 403 Alvin Haymond, 1965
- 396 Howard Stevens, 1975
- 396 Clarence Verdin, 1990
- 388 \*Terrence Wilkins, 1999
- 352 \*Nesby Glasgow, 1979
- 347 Alvin Haymond, 1966
- 339 \*Dewell Brewer, 1994
- 330 \*Ron Gardin, 1970
- 315 Howard Stevens, 1976
- 303 \*Bruce Laird, 1972

**MOST YARDS (GAME)**

- 148 Carl Taseff at GBM, Oct. 14, 1956
- 141 Ray Buchanan vs. S.D., Nov. 3, 1996
- 124 Clarence Verdin at N.E., Nov. 11, 1990
- 110 Ron Gardin vs. Mia, Nov. 1, 1970
- 107 Dewell Brewer vs. Mia, Dec. 18, 1994
- 106 Robbie Martin vs. Mia, Nov. 17, 1985
- 102 Marvin Harrison at NYJ, Sept. 8, 1996
- 97 Alvin Haymond vs. S.F., Sept. 25, 1966
- 97 Clarence Verdin at Mia, Oct. 25, 1992
- 96 Clarence Verdin vs. N.E., Nov. 15, 1992

**MOST YARDS (GAME-ROOKIE)**

- 110 Ron Gardin vs. Mia, Nov. 1, 1970
- 107 Dewell Brewer vs. Mia, Dec. 18, 1994
- 102 Marvin Harrison at NYJ, Sept. 8, 1996
- 87 Leonard Dunlap vs. NYJ, Sept. 19, 1971
- 75 Nesby Glasgow at N.E., Nov. 18, 1979

**HIGHEST AVERAGE (CAREER-30 MIN)**

- 13.5 Ron Gardin, 1970-71
- 9.9 Clarence Verdin, 1988-93
- 9.7 Robbie Martin, 1985-86
- 9.5 Terrence Wilkins, 1999
- 9.3 Howard Stevens, 1975-77
- 9.2 Jerry Logan, 1963-72
- 9.0 Terrence Wilkins, 1999-00
- 8.4 Alvin Haymond, 1964-67
- 8.2 Nesby Glasgow, 1979-87
- 8.1 Dewell Brewer, 1994

**HIGHEST AVERAGE (SEASON-14 MIN)**

- 12.9 Clarence Verdin, 1989
- 12.8 Clarence Verdin, 1990
- 12.6 Wendell Harris, 1964
- 11.8 Ron Gardin, 1970
- 11.2 Clarence Verdin, 1992
- 11.1 Robbie Martin, 1985
- 11.0 Howard Stevens, 1975
- 10.9 Clarence Verdin, 1988
- 10.0 Jerry Logan, 1963
- 9.8 Alvin Haymond, 1965
- 9.8 Marvin Harrison, 1996

**HIGHEST AVERAGE (ROOKIE-14 MIN)**

- 11.8 Ron Gardin, 1970
- 10.0 Jerry Logan, 1963
- 9.8 Marvin Harrison, 1996
- 9.5 Terrence Wilkins, 1999
- 8.9 Bruce Laird, 1972

**HIGHEST AVERAGE (GAME-2 MIN)**

- 37.5 Ron Gardin vs. NYJ, Sept. 19, 1971
- 37.0 Carl Taseff at GBM, Oct. 14, 1956
- 36.7 \*Ron Gardin vs. Mia, Nov. 1, 1970
- 32.3 Clarence Verdin at Mia, Oct. 25, 1992
- 32.0 Alvin Haymond at Min, Nov. 14, 1965
- 28.2 Ray Buchanan vs. S.D., Nov. 3, 1996
- 28.0 \*Terrence Wilkins at NYG, Nov. 14, 1999
- 26.8 \*Dewell Brewer vs. Mia, Dec. 18, 1994
- 26.5 Robbie Martin vs. Mia, Nov. 17, 1985
- 24.3 Alvin Haymond vs. S.F., Sept. 25, 1966
- 24.0 \*Ron Gardin vs. NYJ, Dec. 19, 1970
- 24.0 Clarence Verdin vs. N.E., Nov. 15, 1992

**MOST FAIR CATCHES (CAREER)**

- 56 Rick Volk, 1967-75
- 54 Clarence Verdin, 1988-93
- 34 Nesby Glasgow, 1979-87
- 30 Terrence Wilkins, 1999-00
- 25 Mike Prior, 1987-92
- 23 Howard Stevens, 1975-77
- 22 Alvin Haymond, 1964-67
- 20 Ron Gardin, 1970-71
- 17 Bruce Laird, 1972-81

**MOST FAIR CATCHES (SEASON) \*ROOKIE**

- 20 \*Ron Gardin, 1970
- 20 Rick Volk, 1971
- 17 Clarence Verdin, 1993
- 17 \*Terrence Wilkins, 1999
- 15 Nesby Glasgow, 1980
- 13 Terrence Wilkins, 2000
- 12 Clarence Verdin, 1992
- 12 Mike Prior, 1992
- 11 \*Bruce Laird, 1972
- 11 \*Nesby Glasgow, 1979

**MOST FAIR CATCHES (GAME) \*ROOKIE**

- 4 Timmy Brown at NYG, Nov. 2, 1968
- 4 \*Ron Gardin at Mia, Nov. 22, 1970
- 4 \*Marvin Harrison at Buf, Oct. 6, 1996
- 3 (17 times) Last: Tyrone Poole vs. N.E., Nov. 1, 1998

**LONGEST RETURN (\*ROOKIE)**

- 90+ Carl Taseff at GBM, Oct. 14, 1956
- 84+ Clarence Verdin at Mia, Oct. 25, 1992
- 82 Ray Buchanan vs. S.D., Nov. 3, 1996
- 80+ \*Ron Gardin vs. Mia, Nov. 1, 1970
- 75+ \*Nesby Glasgow at N.E., Nov. 18, 1979
- 75+ \*Dewell Brewer vs. Mia, Dec. 18, 1994
- 73+ Clarence Verdin at Cle, Sept. 19, 1988
- 71+ Carl Taseff vs. G.B., Oct. 31, 1953
- 70+ Robbie Martin vs. Mia, Nov. 17, 1985
- 65 Ron Gardin vs. NYJ, Sept. 19, 1971

**MOST TOUCHDOWNS (CAREER)**

- 4 Clarence Verdin, 1988-93
- 2 Carl Taseff, 1953-62
- 1 Brewer/Gardin/Glasgow/Logan/Martin/Wilkins

**MOST TOUCHDOWNS (SEASON)**

- 2 Clarence Verdin, 1992

**KICKOFF RETURNS**

**MOST (CAREER)**

- 169 Clarence Verdin, 1988-93
- 153 Aaron Bailey, 1994-98
- 148 Albert Bentley, 1985-91
- 137 Bruce Laird, 1972-81
- 84 Nesby Glasgow, 1979-87
- 67 Larry Anderson, 1982-84
- 66 Terrence Wilkins, 1999-00
- 62 Tom Matte, 1961-72
- 56 Ronald Humphrey, 1994-95
- 53 Robbie Martin, 1985-86

**MOST (SEASON)**

- 55 Aaron Bailey, 1997
- 51 Terrence Wilkins, 1999
- 50 Nesby Glasgow, 1979
- 50 Clarence Verdin, 1993
- 43 Aaron Bailey, 1996
- 41 Marshall Johnson, 1978
- 39 Albert Bentley, 1988
- 39 Clarence Verdin, 1992
- 36 Zachary Dixon, 1981
- 36 Clarence Verdin, 1991

**MOST (ROOKIE)**

- 51 Terrence Wilkins, 1999
- 50 Nesby Glasgow, 1979
- 29 Bruce Laird, 1972
- 20 Bake Turner, 1962
- 20 Kim Anderson, 1980
- 20 Kevin Williams, 1981

**MOST (GAME)**

- 8 Aaron Bailey at S.D., Oct. 26, 1997
- 7 Nesby Glasgow at N.E., Nov. 18, 1979
- 7 Albert Bentley at NYJ, Dec. 10, 1988
- 7 Mark Stock vs. S.D., Nov. 3, 1996
- 7 Nate Jacquet at Min, Dec. 21, 1997
- 6 (15 times) Last: Aaron Bailey at Sea, Dec. 20, 1998

**MOST (ROOKIE-GAME)**

- 7 Nesby Glasgow at N.E., Nov. 18, 1979
- 7 Nate Jacquet at Min, Dec. 21, 1997
- 6 Bruce Laird vs. NYJ, Sept. 24, 1972
- 6 Nesby Glasgow vs. N.E., Oct. 28, 1979
- 6 Stacey Simmons at Phi, Sept. 30, 1990

**MOST YARDAGE (CAREER)**

- 3501 Aaron Bailey, 1994-98
- 3420 Clarence Verdin, 1988-93
- 3406 Bruce Laird, 1972-81
- 3175 Albert Bentley, 1985-91
- 1904 Nesby Glasgow, 1979-87
- 1413 Terrence Wilkins, 1999-00
- 1369 Jim Duncan, 1969-71
- 1367 Tom Matte, 1961-72
- 1351 Larry Anderson, 1982-84
- 1236 Ronald Humphrey, 1994-95

**MOST YARDAGE (SEASON)**

- 1206 Aaron Bailey, 1997
- 1134 Terrence Wilkins, 1999
- 1126 Nesby Glasgow, 1979
- 1050 Clarence Verdin, 1993
- 1041 Aaron Bailey, 1996
- 927 Marshall Johnson, 1978
- 843 Bruce Laird, 1972
- 815 Clarence Verdin, 1992
- 799 Bruce Laird, 1975
- 783 Ronald Humphrey, 1994
- 775 Albert Bentley, 1988

**MOST YARDAGE (ROOKIE)**

- 1134 Terrence Wilkins, 1999
- 1126 Nesby Glasgow, 1979
- 843 Bruce Laird, 1972
- 504 Bake Turner, 1962
- 399 Kevin Williams, 1981

**MOST YARDAGE (GAME)**

- 213 Aaron Bailey vs. Sea, Sept. 14, 1997
- 199 Aaron Bailey at Cin, Dec. 22, 1996
- 195 Alvin Haymond vs. Phi, Nov. 21, 1965
- 181 Bruce Laird vs. NYJ, Sept. 24, 1972
- 169 Marshall Johnson at Dal, Sept. 4, 1978

**MOST YARDAGE (GAME-ROOKIE)**

- 181 Bruce Laird vs. NYJ, Sept. 24, 1972
- 155 Lenny Lyles vs. Was, Oct. 26, 1958
- 153 Terrence Wilkins vs. Mia, Oct. 10, 1999
- 140 Nesby Glasgow vs. Hou, Oct. 14, 1979
- 129 Nate Jacquet at Min, Dec. 21, 1997

**HIGHEST AVERAGE (CAREER-30 MIN)**

- 32.6 Jim Duncan, 1969-71
- 27.9 Johnny Sample, 1958-60
- 27.5 Buddy Young, 1953-55
- 27.4 Lenny Lyles, 1958, 61-69
- 26.8 Preston Pearson, 1967-68
- 26.5 Cotton Speyrer, 1972-74
- 26.4 Alvin Haymond, 1964-67
- 25.6 Tony Loric, 1964-67
- 24.9 Bruce Laird, 1972-81
- 24.1 Lenny Moore, 1956-67

**HIGHEST AVERAGE (SEASON-14 MIN)**

- 35.4 Jim Duncan, 1970
- 35.1 Preston Pearson, 1968
- 30.7 Alvin Haymond, 1965
- 29.5 Jim Duncan, 1969
- 29.2 Cotton Speyrer, 1973
- 29.1 Bruce Laird, 1972
- 28.8 Johnny Sample, 1960
- 26.9 Johnny Sample, 1959
- 26.5 Joe Washington, 1978
- 26.3 Bruce Laird, 1974

**HIGHEST AVERAGE (ROOKIE-14 MIN)**

- 29.1 Bruce Laird, 1972
- 25.2 Bake Turner, 1962
- 24.6 Joe Don Looney, 1964
- 23.5 Jack Call, 1957
- 22.5 Nesby Glasgow, 1979

**HIGHEST AVERAGE (GAME-2 MIN)**

- 66.0 Aaron Bailey at Jack., Dec. 10, 1995
- 63.5 Preston Pearson at S.F., Oct. 13, 1968
- 62.0 Cotton Speyrer vs. Buf, Nov. 25, 1973
- 59.5 Johnny Sample vs. Chi, Oct. 2, 1960
- 58.5 Lenny Lyles vs. Chi, Oct. 4, 1958
- 56.0 Joe Washington at N.E., Sept. 18, 1978
- 51.7 Lenny Lyles vs. Was, Oct. 26, 1958
- 47.5 Bruce Laird at N.E., Nov. 6, 1972
- 46.7 Jim Duncan at Mia, Nov. 24, 1970
- 46.3 Ronald Humphrey at Pit, Sept. 18, 1994

**LONGEST RETURNS**

- 1041 Buddy Young at Phi, Nov. 15, 1953
- 1031 Lenny Lyles vs. Chi, Oct. 4, 1958
- 1021 Preston Pearson at Det, Nov. 10, 1968
- 1011 Lenny Lyles vs. Was, Oct. 26, 1958
- 1011 Cotton Speyrer vs. Buf, Nov. 25, 1973

**MOST TOUCHDOWNS (CAREER)**

- 2 Lenny Lyles, 1958, 61-69
- 2 Preston Pearson, 1967-68
- 2 Jim Duncan, 1969-71
- 2 Aaron Bailey, 1994-97

**MOST TOUCHDOWNS (SEASON)**

- 2 Lenny Lyles, 1958
- 2 Preston Pearson, 1968

**TOUCHDOWNS ON OPENING KICKOFF COLTS**

- 104 Buddy Young at Phi, Nov. 11, 1953
- 96 Preston Pearson at S.F., Oct. 13, 1968
- 95 Ronald Humphrey at Pit, Sept. 18, 1994
- 95 Aaron Bailey at Jack., Dec. 10, 1995

**OPPONENTS**

- 99 Allen Carter vs. N.E., Dec. 21, 1975
- 95 Sammy Martin vs. N.E., Nov. 27, 1988

**LONGEST NON-SCORING RETURN**

- Colts: 90 Kendall Williams at Cin, Oct. 2, 1983
- Opp: 96 Joe Arenas at S.F., Dec. 16, 1956

**FUMBLES**

**MOST RECOVERIES (SEASON)**

- 6 Barney Poole, 1953
- 6 Stan White, 1973

**MOST RECOVERIES (GAME)**

- 2 (21 times) Last: Chris Goode at GB, Nov. 13, 1988

**MOST RECOVERIES CONSECUTIVE GAMES**

- 3 Fred Cook, G8-10, 1975
- 2 (33 times) Last: Tito Woolen, G8-9, 1999

**LONGEST FUMBLE RETURNS**

- 781 Quentin Coryatt at Pit, Sept. 18, 1994
- 751 Tony Bennett vs. Hou, Sept. 4, 1994
- 641 Stan White vs. Buf, Dec. 12, 1976
- 561 Rodney Culver vs. Mia, Sept. 5, 1993
- 541 Chris Goode vs. Mia, Oct. 28, 1990
- 521 Johnnie Cooks at N.E., Sept. 4, 1983
- 491 Fred Cook vs. NYJ, Nov. 16, 1975
- 481 Bernard Halsey vs. Buf, Dec. 11, 2000
- 441 Derrel Luce at Pit, Dec. 9, 1978
- 411 Larry Anderson vs. Den, Sept. 11, 1983

**COLTS LARGEST COMEBACKS**

Deficit	Date	Opponent	Trailed / Qtr.	Result
21	11/ 9/75	@ Buffalo	7-28 2nd	W 42-35
21	9/10/95	@ N.Y. Jets	3-24 3rd	W 27-24 OT
21	10/ 8/95	@ Miami	3-24 3rd	W 27-24 OT
20	11/30/58	San Francisco	7-27 3rd	W 35-27
18	12/18/77	New England	3-21 3rd	W 30-24
18	10/ 9/77	Miami	10-28 2nd	W 45-28
18	9/15/96	@ Dallas	3-21 2nd	W 25-24
17	10/12/58	@ Green Bay	0-17 2nd	W 24-17
17	11/29/70	Chicago	0-17 2nd	W 21-20
17	12/27/92	@ Cincinnati	0-17 3rd	W 21-17

**COLTS LARGEST LEADS LOST**

Lead	Date	Opponent	Ahead / Qtr.	Result
26	9/21/97	@ Buffalo	26-0 2nd	L 35-37
24	10/20/57	@ Detroit	27-3 3rd	L 27-31
21	10/27/57	Green Bay	21-0 4th	L 21-24
21	10/18/98	@ San Francisco	21-0 2nd	L 31-34
21	9/19/99	@ New England	28-7 2nd	L 28-31
21	9/10/00	Oakland	21-0 2nd	L 31-38
19	12/11/83	@ Denver	19-0 4th	L 19-21
17	9/ 9/79	Tampa Bay	17-0 2nd	L 26-29
17	10/ 9/88	@ Buffalo	17-0 2nd	L 23-34
14	10/ 1/78	Philadelphia	14-0 4th	L 14-17
14	12/ 8/91	@ New England	17-3 3rd	L 17-23 OT
14	9/18/94	@ Pittsburgh	14-0 2nd	L 21-31
14	10/23/94	Washington	17-3 2nd	L 27-41
14	11/29/98	@ Baltimore	24-10 2nd	L 31-38
14	12/ 6/98	@ Atlanta	21-7 2nd	L 21-28

# TEAM RECORDS

## WON-LOSS-TIE

MOST WINS (SEASON)	
13	1968
13	1999
12	1964
11	1967
11	1970
11	1976

MOST CONSECUTIVE WINS	
11	9/20/64 at G.B. to 11/29/64 vs. S.F.
11	10/26/75 at N.Y.J. to 9/19/76 vs. Cin
11	10/17/99 at N.Y.J. to 12/26/99 at Cle

MOST CONSECUTIVE HOME WINS	
9	11/2/75 vs. Cle to 11/1/76 vs. Hou

MOST CONSECUTIVE ROAD WINS	
7	9/23/68 at Atl to 12/15/68 at L.A. Rams

MOST CONSECUTIVE GAMES WITHOUT LOSS	
15	12/18/66 at S.F. to 12/10/67 vs. N.O.

MOST LOSSES (SEASON)	
15	1991

MOST CONSECUTIVE LOSSES	
14	9/13/81 vs. Buf to 12/13/81 at Was

MOST CONSECUTIVE HOME LOSSES	
9	9/22/74 vs. G.B. to 10/12/75 vs. Buf

MOST CONSECUTIVE ROAD LOSSES	
12	9/20/81 at Den to 12/26/82 at S.D.

MOST TIED GAMES (SEASON)	
2	1967

MOST CONSECUTIVE TIES	
2	10/15/67 vs. L.A. Rams to 10/22/67 at Min

## SCORING

### COLTS (SEASON)

MOST		FEWEST	
429	2000	113	1982
428	1964	131	1954
423	1999	143	1991
417	1976	182	1953
402	1968	189	1993

### OPP (SEASON)

MOST		FEWEST	
533	1981	140	1971
444	1998	144	1968
421	1978	198	1967
414	1984	203	1958
401	1997	225	1964
400	1986		

### COLTS MOST (QUARTER)

31	vs. Mia	12/14/97
28	[5 times]	
27	[3 times]	
24	[5 times]	
21	[35 times]	20 (6 times)

### OPP MOST (QUARTER)

28	vs. Cle	12/1/91
27	at N.E.	11/18/79
25	vs. Mia	10/10/99
24	[6 times]	
22	at Min	12/21/97
21	[29 times]	
20	[5 times]	

### COLTS MOST (HALF)

45	vs. Den	10/31/88 [1]
42	vs. LA Rams	11/25/56 [2]
38	vs. GBM	10/13/57 [2]
35	[5 times]	

### OPP MOST (HALF)

38	at Chi	10/21/56 [2]
----	--------	--------------

### OPP MOST (HALF) (Continued)

37	vs. Chi	11/25/62 [2]
37	at N.E.	11/23/80 [2]
35	vs. NYJ	11/3/85 [1]
33	at N.E.	11/18/79 [1]

### COLTS MOST (GAME)

58	vs. Buf	12/12/76
56	vs. LA Rams	11/25/56
56	vs. G.B.	11/2/58
55	vs. Den	10/31/88
52	vs. Chi	9/27/64

### OPP MOST (GAME)

58	at Chi	10/21/56
57	vs. Chi	11/25/62
52	at Min	9/28/69
50	vs. N.E.	11/18/84
48	vs. LA Rams	9/26/54

### LARGEST VICTORY MARGIN

56	vs. G.B.	11/2/58
52	vs. Chi	9/27/64
44	vs. Atl	12/1/68
43	at Buf	10/10/71
42	at Atl	11/12/67
41	vs. Mia	12/14/97
30+	alltime margins: 26	

### LARGEST DEFEAT MARGIN

57	vs. Chi	11/25/62
48	vs. LA Rams	9/26/54
44	at Mia	11/11/73
43	at LA Rams	12/5/53
42	[2 times]	
30+	alltime deficits: 24	

### MOST POINTS BOTH TEAMS

89	vs. Chi	10/4/58
85	at Chi	10/21/56
79	at Buf	11/9/75
79	vs. G.B.	11/16/97
78	[3 times]	
70+	Games: 75	

### FEWEST POINTS BOTH TEAMS

6	vs. Buf	12/1/74
6	vs. NYJ	10/11/87
6	at N.E.	12/6/92
9	vs. NYJ	10/11/92

### MOST SHUTOUTS (SEASON)

COLTS	3	1968/1971
OPP	3	1972

### MOST CONS. SHUTOUTS (OPP)

2	[9/4-9/10/78]
2	[11/21-11/28/82]
2	[11/1-11/8/92]

### COLTS MOST CONS. GAMES SCORING

113	1/2/94 to present
104	10/24/54 to 11/18/62
90	12/12/65 to 10/8/72
61	11/27/83 to 11/15/87
55	11/29/87 to 9/8/91

### OPP MOST CONS. GAMES SCORING

161	11/1/76 to 10/4/87
81	12/13/92 to present
68	10/31/88 to 11/29/92
65	9/27/53 to 10/26/58
56	11/1/64 to 10/27/68

## TOUCHDOWNS

### COLTS (SEASON)

MOST		FEWEST	
54	1964	12	1982
53	1958	14	1954
52	1975	14	1991
51	1976	16	1993
50	1968/2000	22	1974

### OPP (SEASON)

MOST		FEWEST	
68	1981	16	1968
54	1978	18	1971
52	1998	21	1967
50	1984	25	1966
47	[3 times]	25	1970

### COLTS MOST (GAME)

8	vs. LA Rams	11/25/56
8	vs. G.B.	11/2/58
7	[7 times]	
6	[19 times]	

### OPP MOST (GAME)

8	at Chi	10/21/56
8	vs. Chi	11/25/62
7	at Min	9/28/69
6	[18 times]	

### COLTS RUSH TDS (SEASON)

MOST		FEWEST	
29	1964	3	1991
28	1975	4	1954
26	1976	4	1982
24	1958	4	1993
23	1971/88	7	1953/66/98

### OPP RUSH TDS (SEASON)

MOST		FEWEST	
30	1981	5	1967
23	1991	6	1968
21	1953	6	1970
21	1954	6	1987
21	1978	7	1966

### COLTS MOST RUSHING (GAME)

5	at Det	10/19/58
5	vs. Was	11/2/69
5	vs. Hou	11/1/76
5	vs. Buf	10/6/85
5	vs. Den	10/31/88
4	[13 times] Last: vs. NYJ	11/6/88

### OPP MOST RUSHING (GAME)

5	vs. Cle	11/1/59
5	vs. Oak	9/10/00
4	[9 times] Last: vs. S.D.	10/18/92

### COLTS PASS TDS (SEASON)

MOST		FEWEST	
33	1959/2000	6	1982
31	1965	9	1954
28	1968	9	1974
27	1962	10	[3 times]
26	[5 times]		

### OPP PASS TDS (SEASON)

MOST		FEWEST	
37	1981	8	1960
31	1983	9	1958
31	1984	9	1968
29	1978	9	1971
28	1986	10	1977

### COLTS MOST PASSING (GAME)

5	vs. G.B.	11/2/58
5	at Dal	10/30/60
5	vs. Min	12/16/62
5	at Min	11/14/65
5	vs. Det	10/16/66
5	vs. Buf	10/4/87
4	[27 times] Last: vs. Min	12/24/00

### OPP MOST PASSING (GAME)

7	at Min	9/28/69
6	vs. NYJ	9/24/72
5	at Chi	10/21/56
5	at S.D.	12/26/82
5	at Pit	9/8/85
4	[20 times] Last: at N.E.	9/19/99

**MOST RETURN TDS (SEASON)**

COLTS	OPP
7 1994	8 1973
6 1968/70	6 1977/80
5 1959/67/75/78/89/96/97/99	5 1956/58/86/98 (9 times)
4 1957/63/65	

**MOST DEFENSIVE TDS (SEASON)**

COLTS	OPP
5 1975/94	6 1973
4 (8 times)	4 (7 times)
3 1957/66/70/00	3 (7 times)

**MOST KICK RETURN TDS (SEASON)**

COLTS	OPP
3 1970/89	3 1977/79
2 (9 times)	2 (7 times)

**POINTS AFTER TOUCHDOWNS**

**COLTS (SEASON)**

MOST	FEWEST
53 1964	11 1982
51 1975	12 1954
49 1976	14 1991
48 1958	15 1993
48 1968	21 1997

**COLTS (GAME)**

8 vs. LA	11/25/56
8 vs. GB	11/ 2/58

**OPP (SEASON)**

MOST	FEWEST
65 1981	15 1968
53 1978	17 1971
47 1984	21 1967
46 1986	25 1966
46 1991	25 1970

**OPP (GAME)**

7 at Chi	10/21/56
7 at Min	9/28/69

**FIELD GOALS**

**COLTS (SEASON)**

MOST	FEWEST
36 1996	3 1956
34 1999	5 1958
32 1997	6 1959
30 1983	7 1953
27 1987/98	7 1957

**OPP (SEASON)**

MOST	FEWEST
32 1989	5 1971
32 1990	6 1958
28 1998	6 1975
27 1994/97	8 1956
26 1999	9 (3 times)

**COLTS MOST (GAME)**

5 at LA Rams	12/ 4/54
5 vs. S.F.	9/25/66
5 at Phi	10/30/83
5 vs. Mia	9/25/88
5 at Buf	9/21/97
4 (17 times)	

**OPP MOST (GAME)**

5 at Was	11/18/73
5 at N.E.	12/ 3/89
5 vs. Cin.	9/ 3/95
5 at SD	10/26/97
4 (13 times)	

**COLTS MOST ATT (SEASON)**

41 1997	
40 1996	
39 1961/63/66/72	
38 1999	
37 1967	

**OPP MOST ATT (SEASON)**

43 1989/90
38 1995
37 1998
35 1970/86
34 1969/94

**COLTS FEWEST ATT (SEASON)**

14 1958
16 1956
17 1978
18 (5 times)

**OPP FEWEST ATT (SEASON)**

10 1975
14 1955
16 1953
17 1958
18 1971

**COLTS MOST ATT (GAME)**

7 at LA Rams	12/ 4/54
6 (7 times)	
5 (18 times)	

**OPP MOST ATT (GAME)**

7 at N.E.	12/ 3/89
6 at NYJ	11/29/81
6 at Buf	9/ 9/90
6 at S.D.	10/26/97
5 (20 times)	

**TOTAL FIRST DOWNS**

**COLTS (SEASON)**

MOST	FEWEST
357 2000	152 1982
327 1980/99	157 1953
311 1988	169 1954
301 1977	206 1955
301 1996	216 1956

**OPP (SEASON)**

MOST	FEWEST
406 1981	166 1971
343 1984	188 1958
341 1998	195 1959
338 1980	195 1960
336 1989	197 1982

**COLTS MOST (GAME)**

33 vs NYJ	12/15/74
32 at Mia	11/15/87
31 vs. T.B.	10/ 8/76
30 vs. G.B.	11/ 2/58
30 at Atl	11/12/67

**OPP MOST (GAME)**

36 at S.F.	10/18/98
34 at Min	9/28/69
34 at Phi	11/15/81
33 at Mia	9/15/85
32 at Pit	9/18/94
31 (2 times)	

**COLTS FEWEST (GAME)**

4 at Mia	11/11/73
5 at N.E.	11/11/90
6 at LA Rams	12/ 5/53
6 vs. Det	11/ 6/54
6 at Buf	11/28/82

**OPP FEWEST (GAME)**

3 vs. S.F.	11/22/59
4 at Buf	10/10/71
5 vs. S.F.	10/13/63
5 vs. StL	9/17/72
6 (2 times)	

**MOST BOTH TEAMS**

57 vs. NYJ	12/15/74
54 at Mia	11/15/87
52 vs. LA Rams	11/25/56
52 at Buf	9/21/97
51 (3 times)	

**FEWEST BOTH TEAMS**

19 at Buf	12/ 1/74
19 at N.E.	11/11/90
21 at Mia	11/11/73
22 (5 times)	

**RUSHING**

**COLTS (SEASON)**

MOST	FEWEST
153 1988	55 1991
146 1983	62 1982
133 1976	64 1960
131 1975	66 1954
131 1985	70 (2 times)

**OPP (SEASON)**

MOST	FEWEST
162 1981	60 1971
153 1978	65 1959
151 1993	69 1957
140 1980	70 1958
140 1991	70 1969

**COLTS MOST (GAME)**

18 at Det	10/19/58
18 vs. S.F.	11/22/59
18 vs. Buf	10/ 6/85
16 (5 times)	

**OPP MOST (GAME)**

19 vs. Mia	10/29/72
19 vs. Dal	12/ 6/81
18 at G.B.	10/18/53
17 (3 times)	

**COLTS FEWEST (GAME)**

0 vs. LA Rams	11/27/66
0 at N.E.	11/11/90
0 vs. Phi	12/19/93
1 (13 times)	

**OPP FEWEST (GAME)**

0 vs. Chi	10/ 5/57
0 vs. S.F.	10/13/63
0 at Buf	10/10/71
0 at T.B.	9/11/94
1 (13 times)	

**PASSING**

**COLTS (SEASON)**

MOST	FEWEST
213 2000	66 1953
200 1999	79 1963
190 1998	80 1982
180 1993	90 1954
174 1980/92	92 1955

**OPP (SEASON)**

MOST	FEWEST
214 1981	89 1982
194 1984	95 1953
192 1985/89/94/99	95 1971
	98 1955
	98 1960

**COLTS MOST (GAME)**

22 vs. NYJ	12/15/74
20 vs. Cle	11/ 1/59
20 vs. NE	10/20/96
20 at S.D.	9/26/99
20 vs. Oak	9/10/00
19 at Balt	11/29/98
18 (5 times)	

**OPP MOST (GAME)**

24 at Min	9/28/69
24 at Mia	9/15/85
23 vs. Mia	12/ 9/84
23 at S.F.	10/18/98
21 vs. Buf	10/ 8/89
20 (3 times)	

**COLTS FEWEST (GAME)**

1 at Cle	9/16/73
1 vs. Buf	10/13/74
1 at Mia	11/23/75
2 (6 times)	

**OPP FEWEST (GAME)**

1 at GBM	11/24/91
2 (6 times)	
3 (5 times)	

**PENALTY**

**COLTS (SEASON)**

MOST	FEWEST
38 1999	10 1982
36 1979	11 1956
33 2000	12 1962
31 1998	13 (3 times)
30 1972/73	

**OPP (SEASON)**

MOST	FEWEST
34 1980	8 1996
32 1983	11 1960
30 1981	11 1971
30 1995	12 1958
29 1979/98	12 1959

**COLTS MOST (GAME)**

9 vs. Pit	10/30/77
7 vs. G.B.	11/ 2/58
7 vs. Det	11/19/67
7 vs. Buf	12/17/78
7 vs. Pit	9/14/80

**OPP MOST (GAME)**

5 (7 times)	
4 (29 times)	

**NET YARDS**

**COLTS (SEASON)**

MOST	FEWEST
6141 2000	2483 1982
5726 1999	2716 1953
5236 1976	2934 1954
5206 1980	3464 1955
5116 1998	3506 1973

**OPP (SEASON)**

MOST	FEWEST
6793 1981	2852 1971
5911 1978	3284 1958
5832 1998	3296 1982
5701 1986	3317 1960
5640 1983	3377 1968

**COLTS MOST (GAME)**

595 at Atl	11/12/67
576 vs Min	12/16/62
574 vs. LA Rams	11/25/56
540 at Balt	11/29/98
535 at Det	10/19/58

**OPP MOST (GAME)**

622 at Min	9/28/69
597 at S.F.	12/13/53
583 at Dal	9/ 4/78
574 at Phi	11/15/81
573 vs NYJ	9/24/72

**COLTS FEWEST (GAME)**

69 vs. Det	11/ 6/54
70 at LA Rams	12/ 5/53
86 at N.E.	10/23/77
88 at Buf	11/28/82
99 at S.D.	11/ 1/92

**OPP FEWEST (GAME)**

49 at Buf	10/10/71
89 vs. T.B.	10/ 3/76
94 at N.E.	12/ 6/92
97 at Was	11/26/61
113 vs. Was	9/25/60

**MOST BOTH TEAMS**

997 vs. LA Rams	11/25/56
985 vs. NYJ	9/24/72
964 at GBM	11/15/59
942 vs. Mia	9/27/81
919 at Cle	10/26/81

**FEWEST BOTH TEAMS**

328 of Buf	12/ 1/74
346 at NYJ	11/11/84
355 vs. NYJ	10/29/95
359 at N.E.	12/ 6/92
373 at Buf	10/20/85

**OFFENSIVE PLAYS**

**COLTS (SEASON)**

MOST	FEWEST
1117 1979	596 1982
1056 1980	840 1964
1046 1986	849 1966
1035 1997	851 1968
1026 2000	860 1970

**OPP (SEASON)**

MOST	FEWEST
1116 1984	605 1982
1111 1981	746 1971
1109 1989	818 1967
1090 1994	827 1963
1080 1980	847 1973

**COLTS MOST (GAME)**

88 at S.F.	9/22/63
88 vs. Mia	12/14/75
87 vs. Den	11/10/74
86 vs. T.B.	10/ 3/76
85 at NYJ	9/ 7/80

**OPP MOST (GAME)**

88 vs. N.E.	10/29/89
86 at T.B.	10/ 4/92
85 vs. Dal	12/ 6/81
84 at Min	9/28/69
84 vs. Buf	12/13/87

**COLTS FEWEST (GAME)**

38 at Buf	11/28/82
41 vs. Mia	10/28/90
41 at N.E.	10/ 8/00
43 vs. NYJ	10/29/95
45 vs. Mia	11/ 1/70
45 vs. Dal	12/ 6/81
45 vs. Chi	9/11/88

**OPP FEWEST (GAME)**

39 at S.F.	9/22/63
40 at Chi	9/21/75
41 at Buf	10/10/71
41 at NYJ	10/20/74
42 (2 times)	

**RUSHING**

**ATTEMPTS**

**COLTS (SEASON)**

MOST	FEWEST
601 1983	293 1982
566 1977	335 1990
565 1976	345 1960
545 1988	354 1991
536 1973/75	364 1954

**OPP (SEASON)**

MOST	FEWEST
662 1978	325 1959
607 1981	331 1958
575 1993	348 1982
574 1980	352 1971
559 1984	375 1957/68

**COLTS MOST (GAME)**

60 vs. S.F.	11/22/59
58 at NYJ	10/20/74
58 at Atl	11/17/74
57 at NYJ	11/11/84
53 vs. Hou	11/ 1/76
53 at Phi	10/30/83

**OPP MOST (GAME)**

66 vs. Dal	12/ 6/81
58 at N.E.	12/26/93
56 at G.B.	10/18/53
56 at Buf	11/28/82
53 at Mia	10/27/74

**COLTS FEWEST (GAME)**

11 vs. Was	12/22/90
12 vs. Mia	10/28/90
12 at S.D.	11/ 1/92
12 vs. Phi	12/19/93
12 at NYJ	12/ 3/00
13 at Sea	9/29/91
13 at N.E.	11/24/96

**OPP FEWEST (GAME)**

11 at Buf	10/10/71
11 at NYJ	12/ 7/97
12 at Den	12/11/83
14 vs. Hou	11/ 1/76
14 vs. Hou	9/ 4/94
15 (5 times)	

**YARDS**

**COLTS (SEASON)**

MOST	FEWEST
2695 1983	1044 1982
2439 1985	1102 1992
2309 1976	1169 1991
2249 1988	1275 1954
2217 1975	1282 1990

**OPP (SEASON)**

MOST	FEWEST
3010 1978	1113 1971
2665 1981	1174 1957
2566 1998	1291 1958
2521 1993	1339 1968
2327 1991	1400 1969

**COLTS MOST (GAME)**

318 vs. G.B.	10/28/56
316 at Det	10/19/58
305 at Cle	11/11/56
299 vs. Hou	12/22/85
281 vs. Buf	10/ 6/85

**OPP MOST (GAME)**

354 vs. Dal	12/ 6/81
315 at Mia	11/11/73
313 at Min	9/13/64
303 at G.B.	10/18/53
303 vs. LA Rams	11/22/53

**COLTS FEWEST (GAME)**

4 vs. Det	9/22/91
19 vs. LA Rams	9/26/54
30 at S.D.	11/ 1/92
31 at LA Rams	12/ 5/53
31 vs. Mia	10/28/90
31 vs. Phi	12/19/93
31 at S.D.	10/26/97

**OPP FEWEST (GAME)**

4 at Buf	10/10/71
15 vs. Pit	11/ 3/57
20 vs. G.B.	10/28/56
20 at Cle	10/14/96
23 vs. Det	9/29/57

**MOST BOTH TEAMS**

548 vs. LA Rams	11/22/53
510 vs. Dal	12/ 6/81
469 at Chi	10/16/55
454 at LA Rams	12/ 9/61
440 at Cle	11/11/56

**FEWEST BOTH TEAMS**

97 vs. Pit	10/31/71
106 vs. Cle	9/ 6/92
109 vs. N.E.	11/ 1/98
115 at NYJ	10/18/70
123 vs. NYJ	10/ 5/67

**AVERAGE**

**COLTS (SEASON)**

MOST	FEWEST
5.1 1956	2.9 1992
5.0 1985	3.3 1979
4.7 1958	3.3 1970
4.6 1961	3.3 1991
4.5 1983	3.4 1996

**OPP (SEASON)**

BEST	LEAST
5.2 1953	3.1 1957
4.8 1959	3.2 1971
4.7 1998	3.5 1969
4.6 1997	3.5 1995
4.5 1955/61/78	3.6 (6 times)

**COLTS BEST (GAME)**

8.52 at Balt	11/29/98
8.00 at GBM	11/13/54
7.95 vs. G.B.	10/28/56
7.80 vs. Dal	12/ 6/81
7.77 at LA Rams	10/ 9/61

**OPP BEST (GAME)**

8.12 at Min	11/17/63
7.77 vs. LA Rams	11/22/53
7.68 at Mia	11/11/73
7.64 at S.F.	12/13/53
7.40 vs. S.F.	11/27/55

**COLTS LEAST (GAME)**

0.29 vs. Det	9/22/91
1.12 vs. LA Rams	9/26/54
1.29 at LA Rams	12/ 5/53
1.31 at LA Rams	12/ 4/54
1.54 at Buf	9/20/92

**OPP LEAST (GAME)**

0.36 at Buf	10/10/71
0.50 vs. Pit	11/ 3/57
0.96 vs. Det.	9/29/57
1.11 vs. G.B.	10/28/56
1.11 at Cle	10/14/62

**PASSING**

**ATTEMPTS**

**COLTS (SEASON)**

MOST	FEWEST
594 1993	266 1955
586 1986	279 1956
576 1998	283 1982
571 2000	300 1973
550 1979	313 1954

**OPP (SEASON)**

MOST	FEWEST
598 1994	246 1982
569 1995	297 1956
561 1999	298 1960
556 1989	312 1974
539 1988	313 1972

**COLTS MOST (GAME)**

59 at Was	11/ 7/93
57 at NYJ	11/16/86
54 vs. NYJ	12/15/74
54 at S.D.	9/26/99
54 at N.E.	10/ 8/00
53 vs. NYJ	9/28/86
52 vs. N.E.	11/ 1/98

**OPP MOST (GAME)**

62 at NYJ	10/18/70
57 vs. Hou	9/ 4/94
56 at Min	9/28/69

**OPP MOST (GAME) (Continued)**

51 vs. Buf	10/ 8/89
51 at S.F.	10/18/98
50 vs. Mia	12/17/89
50 at NYG	11/14/99

**COLTS FEWEST (GAME)**

7 at LA Rams	12/18/65
8 vs. Mia	12/ 9/73
11 at Atl	11/17/74
12 vs. Chi	9/25/55
12 at G.B.	9/20/64

**OPP FEWEST (GAME)**

11 at N.E.	12/26/93
12 vs. Chi	11/ 3/63
12 at Buf	10/13/91
13 (7 times)	

**COMPLETIONS**

**COLTS (SEASON)**

MOST	FEWEST
357 2000	126 1953
338 1999	134 1955
332 1993	137 1973
326 1998	142 1982
317 1997	158 1956

**OPP (SEASON)**

MOST	FEWEST
354 1994	138 1982
336 1995	144 1960
328 1999	158 1955
322 1989	161 1961
321 1988	165 1953/56

**COLTS MOST (GAME)**

37 at Was	11/ 7/93
36 vs. NYJ	12/15/74
36 vs. N.E.	10/20/96
33 vs. Oak	9/10/00
31 at N.E.	10/ 8/00
30 vs. Buf	1/ 2/94
30 vs. N.E.	9/ 7/97
30 vs. N.E.	11/ 1/98

**OPP MOST (GAME)**

36 at Min	9/28/69
34 at NYJ	10/18/70
34 vs. Buf	10/ 8/89
33 at S.F.	10/18/98
31 vs. N.E.	12/12/99

**COLTS FEWEST (GAME)**

3 at LA Rams	12/18/65
3 vs. Cle	9/26/71
3 vs. Buf	12/17/78
3 at Buf	11/28/82
4 (3 times)	

**OPP FEWEST (GAME)**

4 vs. Was	10/26/58
4 vs. T.B.	10/ 3/76
5 (7 times)	

**YARDS**

**COLTS (SEASON-GROSS)**

MOST	FEWEST
4413 2000	1613 1982
4182 1999	1625 1953
3739 1998	1746 1973
3623 1993	1795 1955
3615 1986	1995 1954

**OPP (SEASON-GROSS)**

MOST	FEWEST
4228 1981	1920 1982
3933 1986	2027 1971
3918 1989	2068 1960
3897 1994	2248 1958
3890 1984	2288 1955

**COLTS MOST (GAME-GROSS)**

469 vs. Min	12/16/62
440 vs. Jax	9/25/00
426 at Atl	11/12/67
419 vs. Atl	9/17/67
404 at S.D.	9/26/99

**OPP MOST (GAME-GROSS)**

538 at Min	9/28/69
496 vs. NYJ	9/24/72
469 vs. T.B.	10/16/88
407 vs. Chi	11/25/62
406 vs. LA Rams	9/26/54

**COLTS FEWEST (GAME-GROSS)**

21 at Cle	11/11/56
35 vs. Mia	12/ 9/73
44 vs. Buf	10/18/74
49 vs. Cle	9/26/71
53 vs. LA Rams	11/22/53

**OPP FEWEST (GAME-GROSS)**

46 vs. Was	10/26/58
46 at Buf	12/ 1/74
47 vs. Hou	10/14/79
50 at GBM	11/24/91
53 vs. Buf	12/17/78

**MOST BOTH TEAMS (GROSS)**

872 vs. NYJ	9/24/72
733 at Min	9/28/69
717 vs. Was	12/ 8/62
715 vs. T.B.	10/16/88
706 at Was	12/ 1/63

**FEWEST BOTH TEAMS (GROSS)**

124 vs. Buf	12/17/78
128 at Buf	10/14/73
129 at Buf	11/28/82
142 at Mia	11/23/75
144 at N.E.	10/19/75

**COLTS (SEASON-NET)**

MOST	FEWEST
4282 2000	1257 1953
4066 1999	1439 1982
3630 1998	1475 1973
3417 1993	1631 1955
3363 1967	1659 1954

**OPP (SEASON-NET)**

MOST	FEWEST
4128 1981	1726 1960
3739 1986	1739 1971
3679 1994	1823 1982
3643 1996	1913 1961
3602 1988	1993 1958

**COLTS MOST (GAME-NET)**

451 vs. Min	12/16/62
440 vs. Jax	9/25/00
426 at Atl	11/12/67
419 vs. Atl	9/17/67
404 at S.D.	9/26/99

**OPP MOST (GAME-NET)**

530 at Min	9/28/69
490 vs. NYJ	9/24/72
444 vs. T.B.	10/16/88
431 at Cle	10/26/81
407 vs. Chi	11/25/62

**COLTS FEWEST (GAME-NET)**

1 vs. Buf	10/13/74
4 at Cle	9/16/73
5 at Cle	11/11/56
9 vs. LA Rams	11/22/53
11 at N.E.	10/23/77

**OPP FEWEST (GAME-NET)**

13 vs. T.B.	10/ 3/76
16 vs. Was	10/26/58
23 at N.E.	12/ 6/92
27 vs. Hou	10/14/79
28 at GBM	11/24/91

**MOST BOTH TEAMS (NET)**

822 vs. NYJ	9/24/72
709 at Min	9/28/69
690 vs. T.B.	10/16/88
675 vs. Was	12/ 8/62
670 at Cle	10/26/81

**FEWEST BOTH TEAMS (NET)**

54 at N.E.	10/19/75
81 at Mia	11/23/75
86 vs. Buf	12/17/78
109 vs. Hou	10/14/79
112 at Buf	10/14/73

**COMPLETION PERCENTAGE**

**COLTS (SEASON)**

BEST	WORST
62.52 2000	39.50 1953
62.21 1995	45.67 1973
61.90 1999	49.87 1983
60.61 1997	50.00 1960
59.60 1975	50.12 1984

**OPP (SEASON)**

MOST	FEWEST
61.86 1991	45.87 1961
61.30 1981	46.28 1958
61.18 1990	47.38 1977
60.12 1973	48.32 1960
60.00 1986	48.72 1959

**COLTS BEST (GAME-20 ATT)**

83.3 at Buf	10/16/94	[20-24]
80.0 vs. G.B.	11/16/97	[24-30]
80.0 vs. N.E.	10/22/00	[16-20]
79.3 at Mia	12/ 5/99	[23-29]
79.2 at N.E.	10/ 3/71	[19-24]
79.2 at T.B.	9/11/94	[19-24]
78.9 vs. N.E.	9/ 7/97	[30-38]

**OPP BEST (GAME-20 ATT)**

86.2 vs. Oak	10/28/73	[25-29]
85.7 at Hou	9/21/80	[18-21]
82.1 vs. Buf	10/11/98	[23-28]
81.8 at LA Rams	12/17/67	[18-22]
81.8 vs. Was	10/ 7/84	[18-22]
81.3 at Mia	12/ 4/88	[26-32]

**SACKS ALLOWED**

**COLTS (SEASON)**

MOST	FEWEST
62 1997	14 1999
58 1984	19 1969
57 1991	20 1982
53 1986	20 2000
52 1979	22 1998

**OPP (SEASON)**

MOST	FEWEST
59 1975	11 1982
57 1964	13 1981
56 1976	20 2000
47 1966	21 1974
47 1977	21 1993

**COLTS MOST (GAME)**

12 vs. Sil.	10/26/80
10 vs. T.B.	9/ 9/79
8 at Buf	12/ 1/74
8 vs. N.E.	11/26/78
8 vs. Sea.	9/14/97
8 at Det.	11/23/97
7 [17 times] Last: vs. Cin.	11/ 9/97

**OPP MOST (GAME)**

11 at LA Rams	11/22/64
11 vs. Cle	9/ 6/92
10 at Buf	11/13/77
10 at K.C.	11/ 2/80
9 at Buf	10/10/71
9 vs. Buf	12/11/00
8 [7 times] Last: at NYJ	12/ 7/97

**YARDS LOST - SACKS**

**COLTS (SEASON)**

MOST	FEWEST
487 1991	109 1998
480 1978	116 1999
436 1984	125 1958
424 1990	131 2000
418 1997	156 1969

**OPP (SEASON)**

MOST	FEWEST
496 1975	97 1982
489 1964	100 1981
461 1976	121 1993
407 1961	155 1959
401 1966	169 1995

**COLTS YDS LOST SACKS (GAME)**

91 vs. N.E.	11/26/78
73 vs. K.C.	9/28/70
73 vs. Sil.	10/26/80
72 at Buf	12/ 1/74
72 vs. Cle	12/ 1/91

**OPP YDS LOST SACKS (GAME)**

102 at LA Rams	11/22/64
97 at Min	9/23/62
76 at Buf	10/10/71
75 at Min	11/17/63
74 at NYJ	10/26/75
74 vs. T.B.	10/ 3/76

**TURNOVERS**

**PASSES HAD INTERCEPTED**

**COLTS (SEASON)**

MOST	FEWEST
30 1978	8 1975
29 1961	9 1964
28 1998	10 1976
27 1953/66/69	10 1982
	11 1958/95/96

**OPP (SEASON)**

MOST	FEWEST
40 1959	5 1982
35 1958	8 1998
32 1967	9 1990
30 1960	10 1974/93/99
30 1977	

**COLTS MOST (GAME)**

8 vs. NYJ	9/23/73
6 at G.B.	10/ 8/61
6 vs. Mia	9/10/78
5 [8 times]	

**OPP MOST (GAME)**

7 vs. LA Rams	12/ 4/54
7 vs. Chi	10/ 2/60
6 [4 times]	
5 [14 times]	

**MOST BOTH TEAMS**

9 at Phi	11/15/53
9 at NYJ	10/18/70
9 vs. NYJ	9/23/73

**FUMBLES**

**COLTS (SEASON)**

MOST	FEWEST
41 1986	10 1998
38 1978	13 1967
37 1972	18 1955
36 1979	18 1956
36 1987	18 1973
	18 1975

**OPP (SEASON)**

MOST	FEWEST
43 1987	11 1982

**OPP (SEASON) (Continued)**

42 1953	14 1970
41 1986	16 2000
36 1978	17 1967
35 1973	18 1959
	18 1969

**COLTS MOST (GAME)**

7 vs. Mia	10/23/83
6 at NYJ	11/14/71
6 vs. NYJ	9/28/86
6 at NYJ	11/16/86

**OPP MOST (GAME)**

8 at N.E.	10/ 7/73
7 [5 times]	
6 [6 times]	

**FUMBLES LOST**

**COLTS (SEASON)**

MOST	FEWEST
25 1963	5 1998
22 1972	8 1955
21 1953	8 1967
21 1979	8 1988
20 1986/93	9 1959

**OPP (SEASON)**

MOST	FEWEST
27 1953	6 1982
25 1987	8 1961
22 1973	8 1967
21 1976	8 2000
20 1978/88	9 [3 times]
	10 [4 times]

**COLTS MOST (GAME)**

5 at Det	10/20/57
5 at G.B.	9/29/63
4 [13 times]	

**OPP MOST (GAME)**

5 vs. LA Rams	11/23/58
4 [10 times]	

**TOTAL TURNOVERS**

**COLTS (SEASON)**

MOST	FEWEST
48 1953	18 1975
47 1978	19 1964
44 1962	21 1982
42 1961	22 1958
40 1979	22 1995

**OPP (SEASON)**

MOST	FEWEST
56 1953	11 1982
52 1958	19 1998
49 1959	21 1993
47 1977	22 2000
45 1987	23 1996

**COLTS MOST (GAME)**

8 at G.B.	10/ 8/61	[61/29]
8 vs. Cle	9/26/71	[51/39]
8 vs. NYJ	9/23/73	[81]

**OPP MOST (GAME)**

9 vs. LA Rams	11/23/58	[51/41]
9 at LA Rams	12/ 4/54	[71/21]
8 at S.F.	11/29/54	[51/39]
8 vs. Chi	10/ 2/60	[71/19]
8 at Phi	11/15/63	[61/29]

**TURNOVER DIFFERENTIAL**

**COLTS (SEASON)**

BEST	WORST
+30 1958	-18 1961
+26 1959	-14 1969
+23 1975	-14 1993
+22 1964	-14 1998
+21 1977	-13 1974

**PENALTIES**

**COLTS (SEASON)**

MOST	FEWEST
137 1979	51 1960
122 1992	52 1967
120 1983	52 1982
106 1981/97/98	53 1956
	55 1958

**OPP (SEASON)**

MOST	FEWEST
130 1999	58 1063
121 1996	59 1960
118 1988	59 1964
114 1978	59 1982
112 1979	60 1957/58

**COLTS MOST (GAME)**

16 at Den	12/11/83
15 at Buf	9/18/83
14 at K.C.	9/ 2/79
14 at Buf	9/21/97
13 (3 times)	11 (17 times)
12 (6 times)	10 (22 times)

**OPP MOST (GAME)**

17 vs. Pit	10/30/77
16 vs. Chi	12/ 5/65
15 vs. Chi	11/21/54
15 at NYJ	9/ 8/96
15 vs. S.D.	11/ 3/96
15 at N.E.	9/19/99
14 (5 times)	
13 (7 times)	11 (12 times)
12 (11 times)	10 (28 times)

**COLTS FEWEST (GAME)**

0 vs. S.F.	10/26/69
0 at GBM	9/10/66
0 vs. NYJ	10/30/94
0 at K.C.	12/15/96
0 at Cle	12/26/99

**OPP FEWEST (GAME)**

0 at LA Rams	12/18/65
0 vs. Stl.	10/12/64

**YARDS PENALIZED**

**COLTS (SEASON)**

MOST	FEWEST
1239 1979	433 1982
986 1983	458 1967
958 1992	483 1973
943 1995	504 1960
914 1980	507 1956

**OPP (SEASON)**

MOST	FEWEST
1093 1999	466 1982
1032 1970	486 1956
1014 1979	538 1960
1006 1978	546 1957
970 1996	547 1961

**COLTS MOST (GAME)**

153 at Buf	9/18/83
151 at Buf	10/19/86
127 at Chi	10/16/55
126 at Mia	10/15/87

Total 100+ games: 29

**OPP MOST (GAME)**

148 vs. Chi	11/21/54
142 vs. Chi	12/ 5/65
139 vs. Dal	10/15/72
135 vs. S.D.	11/ 3/96
135 vs. N.E.	9/19/99

Total 100+ games: 40

**PUNTS**

**COLTS (SEASON)**

MOST	FEWEST
101 1979	42 1961
98 1984	46 1982
94 1978	49 1966
91 1983	49 1967
86 1975	49 1968

**OPP (SEASON)**

MOST	FEWEST
95 1979	41 1982
88 1971	47 1973
83 1975/99	48 1981
82 1987/00	50 1959
81 1977/96	54 1960

**COLTS MOST (GAME)**

12 at NYJ	9/25/77
12 at Buf.	10/ 6/96
11 at Chi	10/10/54
11 at S.F.	11/29/64
11 at Mia	11/11/73
11 at N.E.	10/19/75
10 (8 times)	

**OPP MOST (GAME)**

11 vs. NYJ	9/19/71
11 at K.C.	9/ 2/79
11 at Buf.	10/ 6/96
10 vs. Den	9/11/83
10 at N.E.	11/11/90
10 at N.E.	12/ 6/92

**MOST BOTH TEAMS**

23 at Buf.	10/ 6/96
21 at K.C.	9/ 2/79
20 vs. Den	9/11/83

**COLTS FEWEST (GAME)**

0 vs. Cle	11/ 1/59
0 vs. Det	11/19/67
0 at S.D.	11/ 7/76
0 vs. N.E.	9/ 1/91

**OPP FEWEST (GAME)**

0 at S.F.	12/13/53
0 vs. G.B.	11/ 6/60
0 at Dal	9/ 4/78
0 at Phi	11/15/81
0 at Buf	9/ 9/90

**AVERAGE**

**COLTS (SEASON)**

BEST	WORST
45.66 1996	34.47 1957
45.57 1966	36.21 1979
45.35 1998	37.14 1974
45.32 1983	37.19 1954
45.28 1997	37.29 1958

**OPP (SEASON)**

BEST	WORST
46.41 1960	35.74 1978
46.06 1997	36.21 1977
44.70 1959	36.89 1976
44.59 1998	37.17 1987
44.45 1956	37.40 1973

**INTERCEPTION RETURN YDS**

**COLTS (SEASON)**

MOST	FEWEST
577 1959	75 1985
514 1958	87 1974
493 1975	97 1998
483 1968	106 1969
453 1967	116 1973

**OPP (SEASON)**

MOST	FEWEST
529 1978	111 1975
469 1953	117 1983
461 1992	119 1964
438 1966	129 1982
423 1984	133 1996

**COLTS MOST (GAME)**

144 vs. G.B.	11/ 2/58
138 at Chi	11/17/57
136 at S.F.	10/13/68
135 vs. Cle	12/10/89
126 at N.E.	12/11/94

Total 100+ games: 11

**OPP MOST (GAME)**

162 at Den	11/27/77
143 vs. S.D.	11/ 4/84
132 vs. N.E.	11/15/92
129 vs. NYJ	12/15/74
123 vs. G.B.	12/12/65

Total 100+ games: 10

**COLTS MOST TDS (SEASON)**

4 1959/65/68/75/96
3 1967/70/94
2 1957/63/66/78/89/97/00

**OPP MOST TDS (SEASON)**

4 1973/92
3 1953/58/66/69/74/78
2 1956/59/67/84/89/94/98/99

**PUNT RETURNS**

**COLTS (SEASON)**

MOST	FEWEST
53 1963	12 1981
48 1955	14 1982
48 1964	23 1960
45 1965	24 1973
45 1966	25 1992

**OPP (SEASON)**

MOST	FEWEST
62 1984	15 1960
55 1983	18 1961
53 1978	19 1963
52 1986	19 1968
51 1975/89	21 1967

**COLTS MOST (GAME)**

9 at LA Rams	11/22/64
9 at K.C.	9/ 2/79
8 vs. Det	10/10/65
8 vs. NYJ	9/19/71
8 vs. T.B.	10/ 3/76
8 at N.E.	11/11/90

**OPP MOST (GAME)**

9 vs. LA Rams	11/27/66
8 vs. Buf	10/13/74
8 vs. Den	10/22/78
8 vs. S.D.	11/26/89
7 (7 times)	

**YARDS**

**COLTS (SEASON)**

MOST	FEWEST
485 1963	56 1981
453 1964	78 1982
449 1985	127 1960
447 1996	129 1973
439 1975	133 1957

**OPP (SEASON)**

MOST	FEWEST
642 1983	48 1960
600 1984	62 1968
572 1985	71 1955
558 1989	109 1957
533 1986	119 1963



**COLTS MOST (GAME)**

164 vs. NYJ	9/19/71
148 at G.B.M.	10/14/56
141 vs. S.D.	11/ 3/96
124 at N.E.	11/11/90
110 vs. Mia	11/ 1/70
Total 100+ games: 10	

**OPP MOST (GAME)**

123 at K.C.	11/ 2/80
114 at G.B.	12/ 7/68
110 at N.E.	11/10/85
107 at N.E.	9/ 4/83
107 at Car	12/ 3/95
Total 100+ games: 9	

**COLTS LEAST (GAME)**

-8 at S.D.	10/23/88
-5 at Pit	11/22/92
-3 at Oak	11/28/71
-3 vs. S.D.	10/18/92
-3 at NYJ	12/ 5/93
Total Neg games: 9	
Total Zero games: 50	

**OPP LEAST (GAME)**

-5 vs. Hou	9/13/92
-4 vs. Phi	12/ 6/70
-3 (7 times)	
Total Neg games: 12	
Total Zero games: 56	

**COLTS MOST TDS (SEASON)**

2 1992	1 (10 times)
1 1995	

**OPP MOST TDS (SEASON)**

2 1956	1 (14 times)
--------	--------------

**FAIR CATCHES**

**MOST (SEASON)**

COLTS	OPP
34 1971	24 1979
26 1970	21 1973/00
24 1992	18 1992
19 1972	16 1968
18 1978/99	15 (3 times)

**COLTS MOST (GAME)**

5 vs. Det	12/ 7/69
5 at N.E.	10/ 3/71
5 vs. LA Rams	11/ 8/71
4 (9 times)	

**OPP MOST (GAME)**

6 at S.F.	10/13/68
5 at Mia	11/11/79
4 (6 times)	
3 (14 times)	

**KICKOFF RETURNS**

**COLTS (SEASON)**

MOST	FEWEST
84 1981	32 1971
74 1978	34 1958
74 1986	38 1959
71 1998	38 1968
70 1979	39 1964

**OPP (SEASON)**

MOST	FEWEST
83 1999	25 1982
77 1976	29 1954
73 2000	33 1991
71 1968	36 1955
70 1964/75	36 1992

**COLTS MOST (GAME)**

9 at Chi	10/21/56
9 at N.E.	11/18/79
9 at Buf	9/21/97
8 (7 times)	

**OPP MOST (GAME)**

10 vs. Buf	12/12/76
10 vs. Den	10/31/88
8 (13 times)	

**YARDS**

**COLTS (SEASON)**

MOST	FEWEST
1651 1981	679 1971
1648 1978	753 1982
1489 1974	792 1959
1443 1986	864 1958
1442 1997	899 1954

**OPP (SEASON)**

MOST	FEWEST
1822 1999	538 1982
1736 2000	551 1993
1716 1976	573 1991
1687 1998	587 1954
1666 1996	630 1992

**COLTS MOST (GAME)**

274 vs. NYJ	9/24/72
219 at Dal	9/ 4/78
213 vs. Sea.	9/14/97
204 at Chi	10/21/56
204 vs. Cin	10/11/81

**OPP MOST (GAME)**

268 at Sea	10/15/00
230 vs. Chi	10/ 4/58
230 vs. N.E.	12/21/75
229 vs. G.B.	11/ 5/61
226 vs. Den	10/31/88
Total 200+ games: 10	

**COLTS LEAST (GAME)**

0 (10 times)	
Last: at Atl	12/ 6/98

**OPP LEAST (GAME)**

0 (14 times)	
Last: vs. Phi	12/19/93

**COLTS MOST TDS (SEASON)**

2 1958/68	1 (14 times)
-----------	--------------

**OPP MOST TDS (SEASON)**

2 1977	1 (14 times)
--------	--------------

**OPPONENTS BEST GAMES**

**SCORING**

**MOST POINTS**

33 Paul Hornung at G.B.	10/ 8/61
30 Jim Brown vs. Cle	11/ 1/59
30 Paul Hornung vs. G.B.	12/12/65
21 Gordy Soltau at S.F.	12/13/53
20 Gordy Soltau vs. S.F.	11/29/53

**MOST KICK-SCORING POINTS**

17 Greg Davis at S.D.	10/26/97
16 Curt Knight at Was	11/18/73
16 Jason Staurouovsky vs. N.E.	12/ 3/89
16 Doug Pelfrey vs. Cin	9/ 3/95
15 Mike Mercer vs. Min	10/ 1/61
15 Pat Leahy vs. NYJ	10/15/78
15 Tony Franklin at N.E.	9/ 7/86
14 (8 times)	

**MOST TOUCHDOWNS**

5 Jim Brown vs. Cle	11/ 1/59
5 Paul Hornung vs. G.B.	12/12/65
4 Paul Hornung at G.B.	10/ 8/61
3 (33 times)	

**MOST PATS**

7 George Blanda at Chi	10/21/56
7 Fred Cox at Min	9/28/69

**MOST PAT ATTS**

8 George Blanda at Chi	10/21/56
8 Roger Leclerc Chi	11/25/62
7 Fred Cox at Min	9/28/69

**MOST FIELD GOALS**

5 Curt Knight at Was	11/18/73
5 Jason Staurouovsky at N.E.	12/ 3/89
5 Doug Pelfrey vs. Cin	9/ 3/95
5 Greg Davis at S.D.	10/26/97
4 (16 times)	

**MOST FIELD GOAL ATTS**

7 Jason Staurouovsky at N.E.	12/ 3/89
6 Pat Leahy at NYJ	11/29/81
6 Greg Davis at S.D.	10/26/97
6 Scott Norwood at Buf	9/ 9/90
5 (20 times)	

**LONGEST FIELD GOAL**

56 Chip Lohmiller vs. Was	12/22/90
55 Jason Hanson at Det	11/23/97
53 Gary Anderson vs. Pit	10/21/84
53 Pete Stoyanovich vs. Mia	10/28/90
53 Chip Lohmiller vs. Was	12/22/90
53 John Hall vs. NYJ	10/ 5/97
52 (6 times)	

**RUSHING**

**MOST ATTEMPTS**

35 Curtis Martin at N.E.	11/24/96
33 Rodney Hampton at NYG	12/12/93
32 Jim Brown vs. Cle	11/ 1/59
32 O.J. Simpson vs. Buf	10/12/75
32 Pete Johnson at Cin	12/ 7/80
32 Ricky Watters at Sea	12/20/98

**MOST YARDS**

216 Barry Sanders at Det	11/23/97
205 Dan Towler vs. LA Rams	11/22/53
203 Curtis Martin at NYJ	12/ 3/00
179 Barry Sanders vs. Det	9/22/91
179 Barry Foster at Pit	9/18/94

**HIGHEST AVG. (7 ATT. MIN)**

14.6 Dan Towler vs. LA Rams	11/22/53
13.3 Floyd Reid vs. G.B.	10/31/53
12.7 Nick Pietrosante at Det	10/23/60
12.2 Tommy Mason at Min	11/17/63
12.0 Mercury Morris at Mia	11/11/73

**LONGEST RUSH**

811 Rick Casares at Chi	10/16/55
801 Barry Sanders at Det	11/23/97
781 O.J. Simpson at Buf	10/14/73
781 Kenneth Davis at Buf	10/ 6/91
771 Leroy Harris at Mia	12/ 5/77
76 Robert Smith at Min	12/21/97

**MOST TOUCHDOWNS**

5 Jim Brown vs. Cle	11/ 1/59
3 (10 times) Last: Rich Gannon vs. Oak	9/10/00

**PASSING**

**MOST ATTEMPTS**

62 Joe Namath at NYJ	10/18/70
51 Steve Young at S.F.	10/18/98
50 Kent Graham at NYG	11/14/99
48 Dan Marino at Mia	9/15/85
47 Jim Hart vs. StL	11/17/68
47 Lynn Dickey vs. G.B.	10/27/85
47 Vinny Testaverde at T.B.	10/ 4/92

**MOST COMPLETIONS**

34 Joe Namath at NYJ	10/18/70
33 Steve Young at S.F.	10/18/98
31 Drew Bledsoe vs. N.E.	12/12/99
30 Brian Sipe at Cle	10/25/81
30 Dan Marino at Mia	11/ 6/94
29 (5 times) Last: Warren Moon vs. Hou	9/13/92

**MOST YARDS**

496	Joe Namath vs. NYJ	9/24/72
469	Vinny Testaverde vs. T.B.	10/16/88
449	Joe Kapp at Min	9/28/69
444	Brian Sipie at Cle	10/25/81
404	Dan Marino vs. Mia	12/ 9/84

**HIGHEST COMP. PCT.**

86.2	Ken Stabler vs. Oak	10/28/73 (25-29)
85.7	Ken Stabler at Hou	9/21/80 (18-21)
85.0	Joe Theismann vs. Wai	10/ 7/84 (17-20)
82.1	Doug Flutie vs. Buf	10/11/98 (23-28)
81.8	Roman Gabriel at LA Rams	12/17/67 (18-21)
81.3	[2 times] Last: Dan Marino	12/ 4/88 (26-32) at Mia

**LONGEST COMPLETION**

99t	Karl Sweeten at Pat	
	Stodtill vs. Det	10/16/66
95t	Todd Collins to Quinn Early	
	vs. Buf	12/ 1/96
92t	Roger Staubach to	
	Tony Dorsett at Dal	9/ 4/78
88t	Jim Plunkett to	
	Randy Vataha vs. N.E.	12/19/71
85t	Norm Snead to Leroy Jackson	
	vs. Was	12/ 8/62

**MOST TD PASSES**

7	Joe Kapp at Min	9/28/69
6	Joe Namath vs. NYJ	9/24/72
5	Dan Fouts at S.D.	12/26/82
5	Mark Malone at Pit	9/ 8/85
4	[16 times] Last: Drew Bledsoe at N.E.	9/19/99

**MOST INTERCEPTIONS**

7	Zeke Bratkowski vs. Chi	10/ 2/60
6	Norm Van Brocklin at LA Rams	12/ 4/54
6	Joe Namath at NYJ	10/18/70
5	[6 times] Last: Terry Bradshaw	
	vs. Pit	10/30/77
4	[25 times] Last: Frank Reich vs NYJ	11/17/96

**MOST ATTS NO INTS (GAME)**

51	Steve Young at S.F.	10/18/98
48	Dan Marino at Mia	9/15/85
45	Drew Bledsoe at N.E.	9/19/99
44	John Elway at Den	12/11/83
44	Todd Collins at Buf	10/ 6/96

**RECEPTIONS**

**MOST RECEPTIONS**

13	Al Toon vs. NYJ	11/ 6/88
12	Eddie Bell at NYJ	10/18/70
12	Henry Ellard at LA Rams	9/17/89
12	Keith Byars at Phi	9/30/90
12	Ben Coates vs. N.E.	11/27/94

**MOST YARDS**

231	Dave Parks vs. S.F.	10/ 3/65
230	Henry Ellard at LA Rams	9/17/89
210	Drew Hill vs. Hou	12/22/85
206	Cris Collinsworth at Cin	10/ 2/83
204	Rich Caston vs. NYJ	9/24/72

**AVG. GAIN (3 REC. MIN)**

50.3	Jack Snow vs. LA Rams	10/15/67
48.0	Harlon Hill at Chi	10/10/54
41.7	Stanley Morgan at N.E.	9/18/78
41.7	Roghay Ismail at Oak	10/22/95
41.3	Nat Moore vs. Mia	10/10/76
40.7	Leroy Jackson vs. Was	12/ 8/62
40.7	Gary Garrison at S.D.	9/20/70

**TOUCHDOWNS**

3	[16 times] Last: Chris Carter at Min.	12/21/97
---	---------------------------------------	----------

**INTERCEPTIONS**

**MOST INTERCEPTIONS**

3	Jim David vs. Det	10/ 6/56
3	Jack Christiansen at Det	11/ 7/53
3	Jack Butler vs. Pit	11/ 3/57
3	Jim Kerr at Was	11/26/61

**MOST INTERCEPTIONS (Continued)**

3	Johnny Robinson vs. K.C.	9/28/70
3	Rich Sowell vs. NYJ	9/23/73

**MOST RETURN YARDS**

105	Henry Jones at Buf	9/20/92
92	Erik McMillan at NYJ	10/ 1/89
87	Bobby Dillon at GBM	10/14/56
87	Dave Robinson vs. G.B.	12/12/65

**LONGEST RETURN**

92t	Eric McMillan at NYJ	10/ 1/89
87	Dave Robinson vs. G.B.	12/12/65
82t	Henry Jones at Buf	9/20/92
82t	Chris Singleton vs. N.E.	11/15/92

**TOUCHDOWNS**

2	Henry Jones at Buf	9/20/92
---	--------------------	---------

**PUNTING**

**MOST (GAME)**

11	Steve O'Neal vs. NYJ	9/19/71
11	Bob Grupp at K.C.	9/ 2/79
11	Chris Mohr at Buf	10/ 6/96
10	Luke Prestridge vs. Den	9/11/83
10	Brian Hansen at N.E.	11/11/90
10	Shawn McCarthy at N.E.	12/ 6/92

**MOST YARDS**

51t	Bob Grupp at K.C.	9/ 2/79
450	Steve O'Neal vs. NYJ	9/19/71
444	Chris Mohr at Buf	10/ 6/96
428	Luke Prestridge vs. Den	9/11/83

**BEST AVG. (4-MIN)**

55.6	Tom Tupa vs. N.E.	9/ 7/97
53.3	Boyd Dowler at G.B.	10/ 9/60
52.3	Yale Lary vs. Det	9/24/61
52.0	Bobby Walden vs. Min	11/15/64
52.0	Reggie Roby vs. Mia	9/25/88

**LONGEST PUNT**

79	Chuck Ramsey vs. NYJ	10/15/78
76	Larry Barnes at S.F.	12/ 8/57
76	Bobby Walden at Min	10/22/67
74	Jeff Feagles at N.E.	10/ 2/88
73	Marv Bateman vs. Buf	10/ 2/77
73	Brad Costello vs. Cin	12/13/98

**PUNT RETURNS**

**MOST (GAME)**

8	Rick Upchurch vs. Den	10/22/78
8	Phil McConkey vs. S.D.	11/26/89
7	Danny Reece vs. T.B.	9/ 9/79
7	Dino Hall at Cle	10/26/81
7	Willie Drewery at Hou	11/23/86
7	Chris Hale at Buf	9/20/92
7	Eric Guilford at Car	12/ 3/95

**MOST YARDS**

123	J.T. Smith at K.C.	11/ 2/80
107	Ricky Smith at N.E.	9/ 4/83
107	Eric Guilford at Car	12/ 3/95
106	James Pruitt at Mia	9/14/86
103	Garcia Lane at K.C.	11/24/85
	[2 times]	

**LONGEST RETURN**

80t	Stanley Morgan at N.E.	11/18/79
80	Desmond Howard vs. Det	10/29/00
77t	Jake Scott at Mia	11/22/70
77t	Irving Fryar at N.E.	11/10/85
76	Deion Sanders vs. Dal	10/31/99
74t	Yale Lary vs. Det	10/ 3/53

**HIGHEST AVG. (2 MIN)**

45.5	Jake Scott at Mia	11/22/70
44.0	Willie Wood at G.B.	10/ 8/61
39.5	Mark Herron at N.E.	10/ 6/74
35.5	Yale Lary at Det	10/19/58

**MOST FAIR CATCHES**

4	Kermit Alexander at S.F.	10/13/68
4	Tom Darden at Cle	9/16/73
4	Rod Woodson vs. Pit	10/ 6/91
4	Rod Woodson at Pit	11/22/92
4	Walter Stanley at N.E.	12/ 6/92
4	Jeff Ogden at Mia	12/17/00

**KICKOFF RETURNS**

**MOST (GAME)**

8	Allen Rossam at Phil	11/21/99
7	Ron Smith at Atl	11/12/67
7	Roell Preston vs. G.B.	11/16/97
6	[21 times] Last: Charlie Rogers at Sea	10/15/00

**MOST YARDS**

21t	Roell Preston vs. G.B.	11/16/97
206	Allen Carter vs. N.E.	12/21/75
202	Lenny Lyles at S.F.	12/18/60
198	Charlie Rogers at Sea	10/15/00
193	Corey Harris at Balt	11/29/98

**LONGEST RETURN**

103t	Tom Wilson vs. LA Rams	11/25/56
103t	Herb Adderley at G.B.	11/18/62
102t	Curtis Brown at Buf	9/24/78
101t	Lance Rentzel at Min	11/14/65
101t	Raymond Clayborn vs. N.E.	12/18/77

**LONGEST NON-SCORING RETURN**

96t	Joe Arenas at S.F.	12/16/56
-----	--------------------	----------

**HIGHEST AVG. (2 MIN)**

62.0	Lenny Lyles at S.F.	12/18/60
67.0	Willie Galimore vs. Chi	10/ 4/58
61.5	Tom Wilson vs. LA Rams	11/25/56
60.0	Lance Rentzel at Min	11/14/65

**FUMBLE RETURNS**

**LONGEST**

80t	Phil Wise at NYJ	12/ 2/73
78t	Darrell Green at Was	11/ 7/93
77t	Derral Ray at NYJ	9/ 7/80

**OPPONENTS CAREER BEST**

**MOST POINTS**

207	Pat Leahy	N.Y. Jets
143	Steve Christie	T.B./Buf.
138	Paul Hornung	Green Bay
103	John Smith	New England
101	Garo Yepremian	Det./Mia.

**MOST TOUCHDOWNS (R-P-Rt)**

16	Paul Hornung	Green Bay	(13-3-0)
16	Andre Reed	Buffalo	(0-16-1)
14	Stanley Morgan	New England	(0-13-1)
13	Rick Coasres	Chicago	(11-2-0)
13	Jim Taylor	G.B./N.O.	(12-1-0)

**MOST PATS**

69	Pat Leahy	N.Y. Jets
52	John Smith	New England
42	George Blanda	Chi./Oak.
41	Scott Norwood	Buffalo
41	Uwe Von Schamann	Miami
41	Garo Yepremian	Det./Mia.

**MOST PAT ATTS**

75	Pat Leahy	N.Y. Jets
57	John Smith	New England
44	Uwe Von Schamann	Miami
43	George Blanda	Chi./Oak.
43	Garo Yepremian	Det./Mia.

**MOST FGS**

46	Pat Leahy	N.Y. Jets
34	Steve Christie	T.B./Buf.
20	Tony Franklin	Phil./N.E.
20	Garo Yepremian	Det./Mia.
19	Fred Cox	Minnesota

**MOST FG ATTS**

- 62 Pat Leahy N.Y. Jets
- 43 Steve Christie T.B./Buf.
- 36 Tommy Davis San Francisco
- 34 Garo Yepremian Det./Mia.
- 28 Bruce Gossett L.A./S.F.

**MOST CONSECUTIVE FGS**

- 18 Tony Franklin Phil./N.E.
- 12 John Smith New England
- 11 Pat Leahy N.Y. Jets
- 11 Steve Christie\* T.B./Buf.
- 11 Olindo Mare\* Miami
- 10 Adam Vinatieri New England
- 9 Uwe Von Schamann Miami
- 8 Doug Pelfrey Cincinnati
- 8 Adam Vinatieri\* N.E.

**MOST 50+ FGS**

- 2 Steve Christie T.B./Buf.
- 2 Jason Hanson Detroit
- 2 Chip Lohmiller Washington
- 2 Pate Stoyanovich Mia./K.C.
- 2 John Carney S.D.
- 1 (14 others)

**MOST RUSHING ATTEMPTS**

- 304 Thurman Thomas Buffalo
- 289 Curtis Martin N.E./N.Y.J.
- 251 Jim Taylor G.B./N.O.
- 250 O.J. Simpson Buffalo
- 221 Freeman McNeil N.Y. Jets

**MOST RUSHING YARDS**

- 1339 Curtis Martin N.E./N.Y.J.
- 1230 Thurman Thomas Buffalo
- 1197 O.J. Simpson Buffalo
- 1030 Freeman McNeil N.Y. Jets
- 1022 Jim Taylor G.B./N.O.

**MOST RUSHING TOUCHDOWNS**

- 13 Paul Hornung Green Bay
- 12 Jim Taylor G.B./N.O.
- 11 Rick Casares Chicago
- 8 John Riggins N.Y.J./Wash.
- 8 Y.A. Tittle N.Y.G./S.F.
- 8 Antwain Smith Buffalo
- 7 (7 others)

**MOST 100+ GAMES**

- 7 Freeman McNeil N.Y. Jets
- 7 Curtis Martin N.E./N.Y.J.
- 6 O.J. Simpson Buffalo
- 5 Thurman Thomas Buffalo
- 3 (5 others)

**MOST PASSING ATTEMPTS**

- 1030 Dan Marino Miami
- 512 John Brodie San Francisco
- 500 Joe Ferguson Buffalo
- 500 Jim Kelly Buffalo
- 490 Drew Bledsoe New England

**MOST PASSING COMPLETIONS**

- 624 Dan Marino Miami
- 300 Jim Kelly Buffalo
- 300 Drew Bledsoe New England
- 275 John Brodie San Francisco
- 259 Joe Ferguson Buffalo

**MOST PASSING YARDS**

- 7537 Dan Marino Miami
- 3752 Jim Kelly Buffalo
- 3667 Joe Ferguson Buffalo
- 3570 Steve Grogan New England
- 3487 Drew Bledsoe New England

**MOST PASSING TOUCHDOWNS**

- 54 Dan Marino Miami
- 31 Joe Ferguson Buffalo
- 28 Jim Kelly Buffalo
- 25 Drew Bledsoe New England
- 21 John Brodie San Francisco
- 21 Steve Grogan New England

**MOST PASSES INTERCEPTED**

- 29 John Brodie San Francisco
- 27 Bart Starr Green Bay
- 24 Y.A. Tittle S.F./N.Y.G.
- 24 Steve Grogan New England
- 22 Bill Wade L.A./Chi.

**MOST 300+ GAMES**

- 7 Dan Marino Miami
- 5 Warren Moon Hou./Sea.
- 4 Bill Wade L.A./Chi.
- 3 Joe Namath N.Y. Jets
- 3 Brian Sipe Cleveland

**MOST RECEPTIONS**

- 128 Andre Reed Buffalo
- 79 Al Toon N.Y. Jets
- 79 Stanley Morgan New England
- 74 Irving Fryar N.E./Mia./Phil.
- 72 Billy Wilson San Francisco

**MOST RECEPTION YARDS**

- 1718 Andre Reed Buffalo
- 1615 Stanley Morgan New England
- 1060 Billy Wilson San Francisco
- 1031 Wesley Walker N.Y. Jets
- 1013 Nat Moore Miami

**MOST TOUCHDOWN RECEPTIONS**

- 16 Andre Reed Buffalo
- 13 Stanley Morgan New England
- 11 Nat Moore Miami
- 8 Wesley Walker N.Y. Jets
- 8 Billy Wilson San Francisco
- 8 Billy Hawton G.B./Dal.
- 8 Howard Cassidy Detroit

**MOST 100+ GAMES**

- 8 Stanley Morgan New England
- 5 Tony Martin S.D./Atl./Mia.
- 4 Harlon Hill Chicago
- 3 (12 others)
- 2 (27 others)

**MOST INTERCEPTIONS**

- 11 Bobby Dillon Green Bay
- 10 Jack Christiansen Detroit
- 9 Dick LeBeau Detroit
- 8 Michael Haynes N.E./Oak.
- 7 (4 others)

**MOST INTERCEPTION YARDS**

- 181 Bobby Dillon Green Bay
- 172 Herb Adderley Green Bay
- 140 Michael Haynes N.E./Oak.
- 139 Hank Gremminger Green Bay
- 137 Glenn Blackwood Miami

**MOST TOUCHDOWNS**

- 2 Henry Jones Buffalo

**MOST PUNTS**

- 95 Chris Mahr Buffalo
- 81 Tommy Davis San Francisco
- 78 Rich Camarillo N.E./Ariz./Hou.
- 78 Reggie Roby Mia./Wash./S.F.
- 77 Brian Hansen N.O./N.E./Cle./N.Y.J.
- 77 John Kidd Buf./S.D./Mia./N.Y.J.

**MOST PUNT YARDS**

- 3825 Chris Mahr Buffalo
- 3603 Tomy Davis San Francisco
- 3445 Reggie Roby Mia./Wash./S.F.
- 3425 Brian Hansen N.O./N.E./Cle./N.Y.J.
- 3348 John Kidd Buf./S.D./Mia./N.Y.J.

**HIGHEST AVERAGE (MIN. 25 ATT.)**

- 46.5 Boyd Dowler Green Bay
- 44.8 Yale Lary Detroit
- 44.5 Sam Baker Wash./Phil.
- 44.5 Tommy Davis San Francisco
- 44.5 Brian Hansen N.O./N.E./Cle./N.Y.J.

**MOST TOUCHBACKS**

- 12 Chris Mahr Buffalo
- 11 Rich Camarillo N.E./Ariz./Hou.
- 9 Yale Lary Detroit
- 8 Lee Johnson Cin./Cle./N.E./Ten.
- 7 (5 others)
- 6 (4 others)

**MOST INSIDE 20**

- 27 Rich Camarillo N.E./Ariz./Hou.
- 25 John Kidd Buf./S.D./Mia./N.Y.J.
- 24 Reggie Roby Mia./Wash./S.F.
- 21 Chris Mahr Buffalo
- 17 Brian Hansen N.O./N.E./Cle./N.Y.J.
- 17 Tom Tupa Cle./N.E./N.Y.J.

# RECORDS

## 100-YARD RUSHING GAMES (126)

Date	Player	No-Yds	Date	Player	No-Yds	Date	Player	No-Yds
10/15/00	James at Sea.	38-219	12/24/00	James vs. Minn.	26-128	12/17/00	James at Mia.	32-112
9/19/71	Bulaich vs. NYJ	22-198	9/13/98	Faulk at NE	29-127	11/7/77	Mitchell vs. Wash.	29-111
2/27/87	Dickerson vs. TB	33-196	11/8/64	Lorick at Chi.	14-126	10/17/99	James at NYJ	26-111
9/25/55	Ameche vs. Chi.	15-194	10/29/78	Washington at Mia.	20-126	12/11/00	James vs. Buf.	27-111
11/29/98	Faulk at Balt.	17-192	10/27/85	McMillan vs. GB	24-126	9/25/66	Lorick vs. SF	18-110
10/28/56	Moore vs. GB	13-185	9/25/88	Dickerson vs. Mia.	30-125	11/19/67	Matte vs. Det.	17-110
11/30/75	Mitchell vs. KC	26-178	9/3/00	James at KC	28-124	12/18/83	Dickey vs. Hou.	23-110
10/1/95	Faulk vs. St.L. Rams	19-177	10/22/00	James vs. NE	20-124	12/30/90	Dickerson at Mia.	20-110
9/22/85	Wonsley vs. Det.	27-170	11/13/54	Taseff vs. GB@M	15-122	10/30/94	Faulk vs. NYJ	24-110
10/23/88	Dickerson at SD	30-169	11/26/61	Moore at Wash.	6-122	11/9/97	Faulk vs. Cin.	18-110
12/4/88	Dickerson at Mia.	31-169	9/16/84	Dickey vs. St.L.	23-121	9/30/73	McCauley vs. NO	20-109
12/18/88	Dickerson vs. Buf.	36-166	11/11/56	Moore at Cle.	11-120	10/30/83	McMillan at Phil.	19-109
12/21/86	Bentley at Raid.	25-162	11/22/59	Ameche vs. SF	25-120	9/4/88	Dickerson vs. Hou.	24-109
11/25/56	Ameche vs. Rams	20-162	12/15/63	Matte vs. Rams	13-120	11/17/99	James vs. KC	20-109
10/11/87	Banks vs. NYJ	25-159	12/7/75	Mitchell at NYG	23-119	11/11/56	Ameche at Cle.	18-108
10/31/88	Dickerson vs. Den.	21-159	10/16/60	Moore vs. Rams	9-118	10/17/71	Bulaich at NYG	15-108
10/20/74	Mitchell at NYJ	40-156	10/2/88	Dickerson at NE	29-118	12/15/85	McMillan at TB	13-108
11/15/87	Dickerson at Mia.	30-154	9/19/99	James at NE	32-118	11/14/99	James at NYG	16-108
10/1/55	Ameche vs. Det.	21-153	11/26/00	James vs. Mia.	26-118	10/12/75	Mitchell vs. Buf.	19-107
11/21/99	James at Phil.	22-152	11/7/53	Huzvar at Det.	19-117	12/17/89	Dickerson vs. Mia.	21-107
10/22/89	Dickerson at Cin.	31-152	10/29/55	Ameche vs. GB	22-117	12/30/00*	James at Mia.	21-107
11/17/74	Mitchell at Atl.	33-151	11/2/69	Matte vs. Wash.	21-117	9/17/61	Perry vs. Rams	18-106
12/31/95	*Crockett at SD	13-147	11/22/87	Dickerson at NE	27-117	11/23/75	Mitchell at Mia.	26-106
9/6/81	McMillan at NE	16-146	9/19/88	Dickerson at Cle.	22-117	9/19/76	Mitchell vs. Cin.	27-106
11/1/87	Bentley at NYJ	29-145	12/16/90	Dickerson at NYJ	28-117	11/4/79	Washington vs. Cin.	22-106
11/25/90	Dickerson at Cin.	22-143	12/1/91	Dickerson vs. Cle.	16-117	9/10/89	Dickerson vs. SF	19-106
9/4/94	Faulk at Hou.	23-143	10/31/99	James vs. Dal.	27-117	11/5/61	Perry vs. GB	21-105
11/16/58	Ameche at Chi.	26-142	1/12/69*	Matte vs. NYJ	11-116	12/9/73	Mitchell vs. Mia.	35-104
12/16/73	Mitchell vs. NE	34-142	12/26/70*	Bulaich vs. Cin.	25-116	9/11/94	Faulk at TB	18-104
10/9/77	Mitchell vs. Mia.	17-142	9/17/89	Dickerson at Rams	21-116	10/18/98	Faulk at SF	17-103
10/29/00	James vs. Det.	31-139	11/16/97	Faulk vs. GB	17-116	12/26/99	James at Cle.	28-103
11/8/87	Dickerson vs. SD	35-138	9/26/76	Mitchell at Dal.	27-115	11/23/80	Dickey at NE	16-102
12/10/89	Dickerson vs. Cle.	26-137	9/20/81	Dickey at Den.	12-115	12/21/97	Faulk at Minn.	23-102
11/22/53	Taliaferro vs. Rams	16-136	12/20/87	Dickerson at SD	23-115	12/5/96	Faulk vs. Phil.	16-101
10/19/58	Moore at Det.	12-136	12/13/98	Faulk vs. Cin.	26-115	12/12/99	James vs. NE	20-101
11/1/76	Mitchell vs. Hou.	28-136	11/30/58	Moore vs. SF	8-114	11/12/61	Perry at Minn.	19-100
11/29/87	Dickerson vs. Hou.	27-136	9/18/77	Mitchell at Sea.	32-114	10/6/85	Bentley vs. Buf.	17-100
9/30/73	Mitchell vs. NO	22-133	9/30/84	McMillan vs. Buf.	16-114	1/2/94	Potts vs. Buf.	14-100
12/9/97	Faulk at NYJ	23-133	10/10/93	Potts vs. Dal.	18-113			
11/19/89	Dickerson vs. NYJ	31-131	10/22/72	McCauley at NYJ	26-112			
11/12/00	James vs. NYJ	31-131	11/9/75	Mitchell at Buf.	27-112			
12/6/81	Dickey vs. Dal.	15-130	10/6/85	McMillan vs. Buf.	20-112			
12/5/99	James at Mia.	23-130	9/12/99	James vs. Buf.	26-112			
12/4/94	Faulk at Sea.	27-129						

\*Post Season Game

**LEADERS:** Eric Dickerson, 24; Edgerrin James, 20; Lydell Mitchell, 16; Marshall Faulk, 14; Alan Ameche, 7; Curtis Dickey, 6; Randy McMillan, 6; Lenny Moore, 6; Tom Matte, 4; Albert Bentley, 3; Norm Bulaich, 3; Joe Perry, 3; Tony Lorick, 2; Roosevelt Potts, 2; Don McCauley, 2; Joe Washington, 2; Chuck Banks, 1; Zack Crockett, 1; John Huzvar, 1; Carl Taseff, 1; George Taliaferro, 1; George Wonsley, 1

**AGAINST OPPONENT:** Jets, 13; Dolphins, 13; Bills, 9; Patriots, 9; Bengals, 7; Rams, 7; Browns, 6; Packers, 6; Lions, 6; 49ers, 5; Titans, 5; Chargers, 4; Cowboys, 4; Bears, 3; Buccaneers, 3; Eagles, 3; Giants, 3; Redskins, 3; Chiefs, 3; Seahawks, 3; Vikings, 3; Broncos, 2; Saints, 2; Cardinals, 1; Falcons, 1; Raiders, 1; Ravens, 1; Jaguars, 0; Panthers, 0; Steelers, 0

**TWO 100-YARD RUSHERS:** Moore (120), Ameche (108) at Cle. 11/11/56; Mitchell (133), McCauley (109) vs. NO 9/30/73; McMillan (112), Bentley (100) vs. Buf. 10/6/85 **Total 3**

## 300-YARD PASSING GAMES (65)

Date	Player	C-A-YDS-TD-IN	Date	Player	C-A-YDS-TD-IN	Date	Player	C-A-YDS-TD-IN
9/25/00	440 Manning vs. Jax.	23-36-440-4-0	11/ 6/66	342 Unita vs. Wash.	22-31-342-3-2	11/18/56	314 Unita vs. Det.	17-30-314-0-1
9/26/99	404 Manning at SD	29-54-404-2-1	12/18/77	340 Jones vs. NE	19-30-340-3-0	12/16/61	314 Unita at SF	19-34-314-3-0
9/17/67	401 Unita vs. Atl.	23-32-401-2-1	11/16/97	340 Justin vs. GB	24-30-340-1-0	10/31/99	313 Manning vs. Dal.	22-34-313-1-0
11/ 1/59	397 Unita vs. Cle.	23-41-397-4-3	12/17/66	339 Unita at SF	20-30-339-4-1	10/21/90	312 Trudeau vs. Den.	24-39-312-2-1
12/16/62	385 Unita vs. Minn.	19-34-385-4-2	12/ 3/00	339 Manning at NYJ	27-51-339-2-2	10/11/81	310 Jones vs. Cin.	22-30-310-1-2
12/15/74	385 Jones vs. NYJ	36-53-385-4-4	11/29/92	337 Trudeau vs. Buf.	26-41-337-0-1	11/30/97	310 Harbaugh at NE	22-41-310-2-0
11/10/63	376 Unita vs. Det.	17-24-376-2-1	12/20/98	335 Manning at Sea.	23-39-335-1-1	9/27/98	309 Manning vs. NO	19-32-309-1-3
9/24/72	376 Unita vs. NYJ	26-45-376-2-0	10/ 8/00	334 Manning at NE	31-54-334-1-3	10/ 2/60	307 Unita vs. Chi.	14-27-307-4-0
11/ 7/93	376 George at Wash.	37-59-376-3-1	11/15/92	330 George vs. NE	18-35-330-2-3	9/28/75	307 Jones vs. Raid.	21-43-307-1-1
11/12/67	370 Unita at Atl.	17-20-370-4-0	1/ 2/94	330 George vs. Buf.	30-48-330-1-0	11/ 9/75	306 Jones at Buf.	14-22-306-2-1
12/ 8/62	367 Unita vs. Wash.	25-36-367-4-1	9/30/90	329 Trudeau at Phil.	19-40-329-3-1	11/21/65	305 Unita vs. Phil.	19-32-305-2-1
9/10/00	367 Manning vs. Oak.	33-48-367-3-2	12/20/92	328 George vs. Pho.	25-41-328-1-1	11/25/79	304 Landry vs. Mia.	25-42-304-3-1
11/16/86	359 Trudeau at NYJ	27-57-359-1-4	11/15/59	324 Unita vs. GB@M	19-33-324-3-0	10/29/61	302 Unita vs. Chi.	20-36-302-2-2
12/ 4/60	357 Unita vs. Det.	22-40-357-2-3	11/ 6/60	324 Unita vs. GB	20-29-324-4-1	10/ 6/68	302 Morrall vs. Chi.	14-25-302-4-1
9/27/81	357 Jones vs. Mia.	27-42-357-3-1	10/31/65	324 Unita at SF	23-34-324-0-0	9/ 6/98	302 Manning vs. Mia.	21-37-302-1-3
11/29/98	357 Manning at Balt.	22-42-357-3-1	12/15/63	323 Unita vs. Rams	21-37-323-1-0	11/ 5/00	302 Manning at Chi.	26-39-302-2-1
11/26/60	356 Unita vs. SF	16-30-356-3-5	11/20/77	322 Jones vs. NYJ	23-36-322-2-1	9/19/76	301 Jones vs. Cin.	14-29-301-3-3
12/ 1/63	355 Unita at Wash.	24-37-355-3-1	10/10/65	319 Unita vs. Det.	18-24-319-3-1	9/ 1/91	301 George vs. NE	27-42-301-1-2
10/ 1/67	353 Unita vs. SF	22-37-353-2-0	10/19/69	319 Unita at NO	20-28-319-3-0	10/26/69	300 Unita vs. SF	19-37-300-2-3
12/28/58	349* Unita at NYG	26-40-349-1-1	10/ 8/95	319 Harbaugh at Mia.	25-33-319-3-0			
12/19/70	348 Morrall vs. NYJ	18-33-348-4-1	12/14/86	318 Hogeboom vs. Buf.	23-33-318-2-0			
9/22/91	348 George vs. Det.	29-40-348-2-1	10/18/92	318 George vs. SD	27-39-318-2-2			
12/ 8/63	344 Unita vs. Minn.	17-22-344-3-0	10/12/86	315 Trudeau vs. NO	24-44-315-2-1			

\*Post Season Game

**LEADERS:** Johnny Unita, 27; Peyton Manning, 11; Bert Jones, 8; Jeff George, 7; Jack Trudeau, 5; Jim Harbaugh, 2; Earl Morrall, 2; Gary Hogeboom, 1; Paul Justin, 1; Greg Landry, 1

**AGAINST OPPONENT:** 49ers, 6; Jets, 6; Lions, 5; Patriots, 5; Bills, 4; Dolphins, 4; Redskins, 4; Bears, 4; Packers, 3; Saints, 3; Bengals, 2; Chargers, 2; Eagles, 2; Falcons, 2; Raiders, 2; Vikings, 2; Broncos, 1; Browns, 1; Cardinals, 1; Cowboys, 1; Giants, 1; Jaguars, 1; Rams, 1; Ravens, 1; Seahawks, 1; Buccaneers, 0; Chiefs, 0; Panthers, 0; Steelers, 0; Titans, 0

## 100-YARD RECEPTION GAMES (190)

Date	Player	No-Yds	Date	Player	No-Yds	Date	Player	No-Yds
11/10/57	Berry at Wash.	12-224	12/22/68	*Richardson vs. Minn.	6-148	12/ 8/63	Berry vs. Minn.	8-127
10/24/76	Carr at NYJ	5-210	9/25/00	Wilkins vs. Jax.	9-148	10/23/94	Faulk vs. Wash.	8-127
11/ 7/93	Larghorne at Wash.	12-203	12/15/57	Berry at Rams	7-146	10/11/53	Taliaferro at Chi.	5-126
9/19/76	Carr vs. Cin.	6-198	10/26/69	Orr vs. SF	8-146	12/27/59	*Moore vs. NYG	3-126
9/26/99	Harrison at SD	13-196	9/13/87	Brooks vs. Cin.	6-146	9/17/67	Mackey vs. Atl.	8-126
10/30/60	Berry at Dal.	4-195	10/ 4/64	Orr vs. Rams	5-145	11/17/68	Richardson vs. St.L	5-126
9/28/70	Hinton vs. KC	11-190	9/27/81	Butler vs. Mia.	4-145	10/ 2/54	B. Young vs. NYG	2-125
11/ 8/78	Carr at NE	6-187	12/ 8/63	Mackey vs. Minn.	5-144	12/12/65	Berry vs. GB	10-125
10/23/60	Berry at Det.	11-186	10/10/93	Dawkins vs. Dal.	8-144	12/13/70	Jefferson at Buf.	5-125
9/24/67	Richardson at Phil.	11-184	10/ 1/61	Moore vs. Minn.	5-143	11/ 7/76	L. Mitchell at SF	8-125
11/ 9/58	Moore at NYG	6-181	9/18/66	Mackey at Minn.	6-143	10/15/95	Dilger vs. SF	7-125
11/26/60	Berry vs. SF	9-181	10/ 2/60	Moore vs. Chi.	4-140	12/ 5/99	Harrison at Mia.	8-125
12/ 8/57	Moore at SF	6-180	9/10/00	Harrison vs. Oak.	10-141	12/ 3/67	Hawkins vs. Dal.	8-124
12/28/58	*Berry at NYG	12-178	11/26/60	Moore vs. SF	5-139	10/31/71	Perkins vs. Pit.	2-124
11/16/86	Brooks at NYJ	9-177	12/ 4/60	Moore vs. Det.	4-139	11/ 6/78	Carr vs. Wash.	4-124
12/11/83	Henry at Den.	8-169	10/16/88	Brooks vs. TB	7-139	9/12/99	Green vs. Buf.	5-124
11/29/59	Berry vs. Rams	7-168	12/ 6/64	Orr vs. Det.	5-138	10/ 3/59	Berry vs. Chi.	8-124
10/10/65	Orr vs. Det.	9-167	12/26/99	Harrison at Cle.	14-138	11/ 8/64	Orr at Chi.	6-123
11/21/65	Moore vs. Phil.	7-163	11/ 6/60	Berry vs. GB	10-137	12/17/95	Dawkins vs. SD	6-123
11/15/92	Johnson vs. NE	7-163	11/ 6/60	Moore vs. GB	8-137	12/ 8/62	Berry vs. Wash.	11-122
10/ 4/87	Murray at Buf.	7-161	11/12/72	Havrilak at SF	6-136	12/18/77	Chester vs. NE	4-122
9/23/68	Orr at Atl.	5-160	11/ 9/75	Carr at Buf.	2-136	11/11/79	Washington at Mia.	10-121
11/10/68	Orr at Det.	5-160	12/10/89	Rison vs. Cle.	5-135	9/12/99	Harrison vs. Buf.	8-121
10/ 1/89	Brooks at NYJ	7-159	11/12/67	Perkins at Atl.	5-134	10/26/80	Carr vs. St.L	9-120
10/ 8/00	Harrison at NE	13-159	12/ 7/69	Hinton vs. Det.	5-134	11/30/97	Dawkins at NE	7-120
11/23/58	Moore vs. Rams	6-157	10/15/00	Harrison at Sea.	7-134	9/16/84	Porter vs. St.L	4-120
11/ 1/59	Berry vs. Cle.	11-156	12/ 8/62	Orr vs. Wash.	6-133	12/20/98	Small at Sea.	3-120
9/ 8/96	Dilger at NYJ	7-156	12/ 7/80	Carr at Cin.	7-133	11/ 1/98	Faulk vs. Wash.	9-119
10/24/99	Harrison vs. Cin.	8-156	10/30/66	Mackey at Rams	5-132	10/ 4/58	Moore vs. Chi.	3-118
10/22/00	Harrison vs. NE	5-156	12/16/62	Berry vs. Minn.	8-131	12/12/99	Harrison vs. N.E.	6-118
11/18/56	Berry at Det.	6-155	11/ 6/66	Berry vs. Wash.	10-131	10/25/59	Berry vs. GB	10-117
10/29/61	Moore vs. Chi.	7-155	11/ 6/66	Orr vs. Wash.	5-131	12/ 4/60	Berry vs. Det.	10-117
10/21/62	Orr at Chi.	7-155	12/15/63	Berry vs. Rams	7-130	12/19/99	Harrison vs. Wash.	9-117
11/29/98	Small at Balt.	9-153	9/ 2/79	Washington at KC	13-130	12/ 1/63	Matte at Wash.	7-116
10/21/90	Hester vs. Den.	8-152	10/29/89	Rison vs. NE	6-129	11/ 1/59	Moore vs. Cle.	5-115
11/24/68	Richardson vs. Minn.	6-150	12/23/56	Mutscheller vs. Wash.	6-128	12/ 5/59	Moore at SF	6-115
9/28/58	Berry vs. Det.	10-149	9/27/98	Faulk vs. NO	6-128	1/ 3/71	*Hinton vs. Raid.	5-115
11/10/63	Berry vs. Det.	5-148	11/15/98	Harrison vs. NYJ	9-128	9/24/72	Havrilak vs. NYJ	4-115

Date	Player	No-Yds	Date	Player	No-Yds	Date	Player	No-Yds
9/ 3/00	Harrison at KC	9-115	12/ 3/00	Wilkins at NYJ	7-109	10/ 6/68	Orr vs. Chi.	2-104
11/30/58	Berry vs. SF	9-114	12/24/00	Harrison vs. Minn.	12-109	10/27/85	Capers vs. GB	5-104
9/24/72	Mitchell vs. NYJ	8-114	10/12/58	Moore vs. GB@M	6-108	9/30/90	Bentley at Phil.	3-104
12/12/76	Carr vs. Buf.	4-114	12/17/66	Orr at SF	4-108	12/13/92	Cash at NYJ	7-104
12/13/81	Carr at Wash.	6-114	9/14/80	Carr vs. Pit.	6-108	11/ 8/59	Mutscheller at Wash.	6-103
10/ 2/60	Berry vs. Chi.	7-113	10/31/88	Brooks vs. Den.	3-108	11/22/64	Mackey at Rams	4-103
10/19/69	Orr at NO	5-113	11/19/89	Rison vs. NYJ	5-108	12/15/96	Harrison at KC	6-103
9/29/85	Butler at NYJ	4-113	10/20/57	Mutscheller at Det.	5-107	9/25/00	Harrison vs. Jax.	2-103
11/25/56	Mutscheller vs. Rams	5-112	11/15/64	Moore vs. Minn.	3-107	11/25/65	Mackey vs. NYJ	5-102
10/15/61	Mutscheller at Chi.	4-112	9/28/75	Doughty vs. Raid.	5-106	12/15/74	Chester vs. Det.	8-102
11/27/77	McCauley at Den.	11-112	10/10/76	Chester vs. Mia.	5-106	11/ 9/75	Doughty at Buf.	3-102
11/14/93	Langhorne vs. NYJ	8-112	11/17/91	Brooks vs. Chi.	7-106	11/20/77	Chester vs. NYJ	5-102
12/ 1/63	Orr at Wash.	7-111	11/29/92	Arbuckle vs. Buf.	9-106	9/ 6/98	Harrison vs. Mia.	5-102
10/10/71	Mitchell at Buf.	6-111	12/ 5/96	Harrison vs. Phil.	6-106	11/22/98	Faulk at Buf.	8-102
10/ 8/89	Brooks vs. Buf.	5-111	10/31/54	Edwards at Wash.	8-105	12/28/58	*Moore at NYJ	6-101
11/21/99	Wilkins at Phil.	4-111	12/16/61	Orr at SF	4-105	10/15/78	Doughty vs. NYJ	7-101
11/ 4/62	Orr at SF	5-110	11/17/68	Mackey vs. St.L	5-105	11/26/89	Brooks vs. SD	8-101
10/ 1/67	Perkins vs. SF	5-110	9/23/73	Doughty vs. NYJ	5-105	11/19/95	Dawkins at NE	4-101
12/18/77	Doughty vs. NE	5-110	10/26/75	M. Johnson at NYJ	3-105	10/20/57	Moore at Det.	6-100
9/26/93	Hester vs. Cle.	7-110	11/23/86	Brooks at Hou.	7-105	11/18/62	Orr at GB	5-100
10/21/56	Mutscheller at Chi.	5-109	9/22/91	Johnson vs. Det. -	9-105	10/24/65	Orr vs. Rams	5-100
11/ 8/59	Moore at Wash.	4-109	10/18/92	Hester vs. SD	8-105	10/31/71	Richardson vs. Pit.	4-100
10/21/73	Doughty at Det.	3-109	10/ 1/94	Dawkins at Buf.	6-105	11/10/91	Hester at NYJ	5-100
10/27/85	Bouza vs. GB	6-109	9/19/99	Harrison at NE	7-105	12/14/97	Dilger at NYJ	5-100
11/14/99	Harrison at NYG	6-109	11/13/60	Berry at Chi.	6-104			
10/29/00	Harrison vs. Det.	9-109	10/ 6/68	Mackey vs. Chi.	7-104			

**LEADERS:** Raymond Berry, 24; Marvin Harrison, 21; Lenny Moore, 19; Jimmy Orr, 18; Roger Carr, 10; Bill Brooks, 9; John Mackey, 8; Glenn Doughty, 6; Jim Mutscheller, 6; Willie Richardson, 5; Sean Dawkins, 5; Raymond Chester, 4; Marshall Faulk, 4; Jessie Hester, 4; Ken Dilger, 3; Eddie Hinton, 3; Ray Perkins, 3; Andre Rison, 3; Terrence Wilkins, 3; Ray Butler, 2; Sam Havrilak, 2; Anthony Johnson, 2; Reggie Langhorne, 2; Tom Mitchell, 2; Torrance Small, 2; Joe Washington, 2; Charles Arbuckle, 1; Albert Bentley, 1; Matt Bouza, 1; Wayne Capers, 1; Kerry Cash, 1; Don Edwards, 1; E. G. Green, 1; Alex Hawkins, 1; Bernard Henry, 1; Roy Jefferson, 1; Marshall Johnson, 1; Tom Matte, 1; Don McCauley, 1; Lydell Mitchell, 1; Walter Murray, 1; Tracy Porter, 1; George Talaferro, 1; Buddy Young, 1

**AGAINST OPPONENT:** Jets, 18; Redskins, 16; Lions, 16; Bears, 14; Bills, 12; 49ers, 12; Patriots, 12; Rams, 9; Vikings, 9; Packers, 8; Dolphins, 6; Giants, 6; Browns, 5; Chargers, 5; Eagles, 5; Bengals, 4; Broncos, 4; Cardinals, 4; Chiefs, 4; Cowboys, 3; Falcons, 3; Steelers, 3; Raiders, 3; Jaguars, 2; Saints, 2; Seahawks, 2; Buccaneers, 1; Ravens, 1; Titans, 1; Panthers, 0

**TWO 100-YARD RECEIVERS:** Mutscheller (107), Moore (100) at Det. 10/20/57; Berry (178), Moore (101) at NYG 12/28/58\*; Berry (156), Moore (115) vs. Cle. 11/1/59; Moore (109), Mutscheller (103) at Wash. 11/8/59; Moore (140), Berry (113) vs. Chi. 10/2/60; Berry (137), Moore (137) vs. GB 11/6/60; Berry (181), Moore (139) vs. SF 11/26/60; Moore (139), Berry (117) vs. Det. 12/4/60; Orr (133), Berry (122) vs. Wash. 12/8/62; Matte (116), Orr (111) at Wash. 12/1/63; Mackey (144), Berry (127) vs. Min. 12/8/63; Berry (131), Orr (131) vs. Wash. 11/6/66; Mackey (104), Orr (104) vs. Chi. 10/6/68; Richardson (126), Mackey (105) vs. St.L 11/17/68; Perkins (124), Richardson (100) vs. Pit. 10/31/71; Havrilak (115), T. Mitchell (114) vs. NYJ 9/24/72; Carr (136), Doughty (102) at Buf. 11/9/75; Chester (122), Doughty (110) vs. NE 12/18/77; Bouza (109), Capers (104) vs. GB 10/27/85; Green (124), Harrison (121) vs. Buf. 9/12/99; Wilkins (148), Harrison (103) vs. Jax. 9/25/00 **Total 21**

## 10+ RECEIVING GAMES (35)

Date	Player	No-Yds	Date	Player	No-Yds	Date	Player	No-Yds
12/26/99	Harrison at Cle.	14-138	12/ 8/62	Berry vs. Wash.	11-122	12/12/65	Berry vs. GB	10-125
12/15/74	Mitchell vs. NYJ	13- 82	9/24/67	Richardson at Phil.	11-184	11/ 6/66	Berry vs. Wash.	10-131
9/ 2/79	Washington at KC	13-130	9/28/70	Hinton vs. KC	11-190	11/12/78	McCauley at Sea.	10- 88
9/26/99	Harrison at SD	13-196	11/10/74	Mitchell vs. Den.	11- 90	11/11/79	Washington at Mia.	10-121
10/ 8/00	Harrison at NE	13-159	11/27/77	McCauley at Den.	11-112	11/18/79	McCauley at NE	10- 80
11/10/57	Berry at Wash.	12-224	10/11/81	Dickey vs. Cin.	11- 88	12/ 2/79	Washington at NYJ	10- 57
12/28/58	* Berry at NYG	12-178	11/ 8/81	McMillan vs. NYJ	11- 68	9/15/91	Johnson at Raid.	10- 89
11/28/76	Mitchell vs. NYJ	12- 64	9/ 1/91	Johnson vs. NE	11- 87	11/24/91	Brooks vs. GB@M	10- 70
11/ 7/93	Langhorne at Wash.	12-203	9/28/58	Berry vs. Det.	10-149	11/ 7/93	Johnson at Wash.	10- 83
12/24/00	Harrison vs. Minn.	12-109	10/25/59	Berry vs. GB	10-117	12/ 1/96	Faulk vs. Buf.	10- 78
11/ 1/59	Berry vs. Cle.	11-156	11/ 6/60	Berry vs. GB	10-137	9/10/00	Harrison vs. Oak.	10-141
10/23/60	Berry at Det.	11-186	12/ 4/60	Berry vs. Det.	10-117			

**LEADERS:** Raymond Berry 11; Marvin Harrison, 5; Anthony Johnson, 3; Don McCauley, 3; Lydell Mitchell, 3; Joe Washington, 3; Bill Brooks, 1; Curtis Dickey, 1; Marshall Faulk, 1; Eddie Hinton, 1; Reggie Langhorne, 1; Randy McMillan, 1; Willie Richardson, 1

**TWO 10+ RECEIVERS:** Langhorne (12), Johnson (10) at Wash. 11/7/93

## YEAR-BY-YEAR LEADERS

## SCORING

	TD	PAT	FG	TP	RUSHING	Yards	Attempts	Avg.	Long	TD	
1953	Bert Rechichar	3	0-0	5-12	33	John Huzvar	515	119	4.3	36	4
1954	Gary Kerkorian	1	11-12	5-10	32	Buddy Young	311	70	4.4	57	2
1955	Bert Rechichar	0	25-26	10-24	55	Alan Ameche	961	213	4.5	79	9
1956	Lenny Moore	9	0-0	0-0	54	Alan Ameche	858	178	4.8	43	8
1957	Lenny Moore	11	0-0	0-0	66	Alan Ameche	493	144	3.4	49	5
1958	Lenny Moore	14	0-0	0-0	84	Alan Ameche	791	171	4.6	22	8
1959	Raymond Berry	14	0-0	0-0	84	Alan Ameche	679	178	3.8	26	7
1960	Lenny Moore	13	0-0	0-0	78	Lenny Moore	374	91	4.1	57	4
1961	Steve Myhra	0	33-34	21-39	96	Joe Perry	675	168	4.0	27	3
1962	Dick Bielski	2	25-28	11-25	70	Lenny Moore	470	106	4.4	25	2
1963	Jim Marlin	0	32-35	24-39	104	Tom Matte	541	133	4.1	31	4
1964	Lenny Moore	20	0-0	0-0	120	Lenny Moore	584	157	3.7	32	16
1965	Lou Michaels	0	48-48	17-28	99	Jerry Hill	516	147	3.5	20	5
1966	Lou Michaels	0	35-36	21-39	98	Tony Lorick	524	143	3.7	41	3
1967	Lou Michaels	0	46-48	20-37	106	Tom Matte	636	147	4.3	30	9
1968	Lou Michaels	0	48-50	18-28	102	Tom Matte	662	183	3.6	23	9
1969	Tom Matte	13	0-0	0-0	78	Tom Matte	909	235	3.9	26	11
1970	Jim O'Brien	0	36-38	19-34	93	Norm Bulaich	426	139	3.0	15	3
1971	Jim O'Brien	0	35-36	20-29	95	Norm Bulaich	741	152	4.9	67	8
1972	Jim O'Brien	2	24-24	13-31	75	Don McCauley	675	178	3.8	36	2
1973	George Hunt	0	22-24	16-28	70	lydell Mitchell	963	253	3.8	36	2
1974	Toni Linhart	0	22-22	12-20	58	lydell Mitchell	757	214	3.5	31	5
1975	lydell Mitchell	15	0-0	0-0	90	lydell Mitchell	1193	289	4.1	70	11
1976	Toni Linhart	0	49-51	20-27	109	lydell Mitchell	1200	289	4.2	43	5
1977	Toni Linhart	0	32-35	17-26	83	lydell Mitchell	1159	301	3.9	64	3
1978	Toni Linhart	0	27-31	8-17	51	Joe Washington	956	240	4.0	29	0
1979	Steve Mike-Mayer	0	28-29	11-20	61	Joe Washington	884	242	3.6	26	4
1980	Steve Mike-Mayer	0	43-46	12-23	79	Curtis Dickey	800	176	4.5	51	11
1981	Curtis Dickey	10	0-0	0-0	60	Curtis Dickey	779	164	4.8	67	7
1982	Mike Wood	0	6-6	6-10	24	Randy McMillan	305	101	3.0	13	1
1983	Raul Allegre	0	22-24	30-35	112	Curtis Dickey	1122	254	4.4	56	4
1984	Raul Allegre	0	14-14	11-18	47	Randy McMillan	705	163	4.3	31	5
1985	Raul Allegre	0	36-39	16-26	84	Randy McMillan	858	190	4.5	38	7
1986	Dean Biasucci	0	26-27	13-25	65	Randy McMillan	609	189	3.2	28	3
1987	Dean Biasucci	0	24-24	24-27	96	Eric Dickerson	1011	223	4.5	53	5
1988	Dean Biasucci	0	39-40	25-32	114	Eric Dickerson	1659	388	4.3	41	14
1989	Dean Biasucci	0	31-32	21-27	94	Eric Dickerson	1311	314	4.2	21	7
1990	Dean Biasucci	0	32-33	17-24	83	Eric Dickerson	677	166	4.1	43	4
1991	Dean Biasucci	0	14-14	15-26	59	Eric Dickerson	536	167	3.2	28	2
1992	Dean Biasucci	0	24-24	16-29	72	Anthony Johnson	592	178	3.3	19	0
1993	Dean Biasucci	0	15-16	26-31	93	Roosevelt Potts	711	179	4.0	34	0
1994	Dean Biasucci	0	37-37	16-24	85	Marshall Faulk	1282	314	4.1	52	11
1995	Marshall Faulk	14	0-0	0-0	84	Marshall Faulk	1078	289	3.7	40	11
1996	Cary Blanchard	0	27-27	36-40	135	Marshall Faulk	587	198	3.0	43	7
1997	Cary Blanchard	0	21-21	32-41	117	Marshall Faulk	1054	264	4.0	45	7
1998	Mike Vanderjagt	0	23-23	27-31	104	Marshall Faulk	1319	324	4.1	68	6
1999	Mike Vanderjagt	0	43-43	34-38	145	Edgerrin James	1553	369	4.2	72	13
2000	Mike Vanderjagt	0	46-46	25-27	121	Edgerrin James	1709	387	4.4	30	13



**K-Mike Vanderjagt is the only player in Colts history to score more than 100 points in three consecutive seasons.**

PASSING							PASS RECEPTIONS						
	Attempts	Comp.	Pct.	Yards	TD	Int	No.	Yards	Avg.	Long	TD		
1953	Fred Enke	169	71	42.0	1054	8	15	Dan Edwards	35	312	8.9	32	3
1954	Gary Kerkorian	217	117	53.9	1515	9	12	Dan Edwards	40	531	13.3	42	1
1955	George Shaw	237	119	50.2	1586	10	19	Jim Mutscheller	33	518	15.7	48	7
1956	John Unitas	198	110	55.6	1498	9	10	Jim Mutscheller	44	715	16.3	53	6
1957	John Unitas	301	172	57.1	2550	24	17	Raymond Berry	47	800	17.0	67	6
1958	John Unitas	263	136	51.7	2007	19	7	Raymond Berry	56	794	14.2	54	9
1959	John Unitas	367	193	52.6	2899	32	14	Raymond Berry	66	959	14.5	55	14
1960	John Unitas	378	190	50.3	3099	25	24	Raymond Berry	74	1298	17.5	70	10
1961	John Unitas	420	229	54.5	2990	16	24	Raymond Berry	75	837	11.6	44	0
1962	John Unitas	389	222	57.1	2967	23	23	Jimmy Orr	55	974	17.7	80	11
1963	John Unitas	410	237	57.8	3481	20	12	Tom Matte	48	466	9.7	49	1
1964	John Unitas	305	158	51.8	2824	19	6	Raymond Berry	43	663	15.4	46	6
1965	John Unitas	282	164	58.2	2530	23	12	Raymond Berry	58	739	12.7	40	7
1966	John Unitas	348	195	56.0	2748	22	24	Raymond Berry	56	786	14.0	40	7
1967	John Unitas	436	255	58.5	3428	20	16	Willie Richardson	63	860	13.7	31	8
1968	Earl Morrall	317	182	57.4	2909	26	17	John Mackey	45	644	14.3	45	5
1969	John Unitas	327	178	54.4	2342	12	20	Willie Richardson	43	646	15.0	39	3
1970	John Unitas	321	166	51.7	2213	14	18	Eddie Hinton	47	733	15.3	40	5
1971	John Unitas	176	92	52.3	942	3	9	Tom Mitchell	33	402	12.2	35	0
1972	Marty Domres	222	115	51.8	1392	11	6	Tom Mitchell	40	494	12.3	34	4
1973	Marty Domres	191	93	48.7	1153	9	13	Glenn Doughty	25	587	23.5	66	4
1974	Bert Jones	270	143	53.0	1610	8	12	Lydell Mitchell	72	544	7.6	24	2
1975	Bert Jones	344	203	59.0	2483	18	8	Lydell Mitchell	60	544	9.1	35	4
1976	Bert Jones	343	207	60.4	3104	24	9	Lydell Mitchell	60	555	9.3	40	3
1977	Bert Jones	393	224	57.0	2686	17	11	Lydell Mitchell	71	620	8.7	38	4
1978	Bill Troup	296	154	52.0	1882	10	21	Joe Washington	45	377	8.4	33	1
1979	Greg Landry	457	270	59.1	2932	15	15	Joe Washington	82	750	9.1	43	3
1980	Bert Jones	446	248	55.6	3134	23	21	Roger Carr	61	924	15.1	43	5
1981	Bert Jones	426	244	57.3	3094	21	20	Randy McMillan	50	466	9.3	31	1
1982	Mike Pagel	221	111	50.2	1281	5	7	Matt Bouza	22	287	13.0	34	2
1983	Mike Pagel	328	163	49.7	2353	12	17	Bernard Henry	30	416	13.9	40	4
1984	Mike Pagel	212	114	53.8	1426	8	8	Ray Butler	43	664	15.4	74	6
1985	Mike Pagel	394	199	50.5	2414	14	15	Pat Beach	36	376	10.4	30	6
1986	Jack Trudeau	417	204	48.9	2225	8	18	Matt Bouza	71	830	11.7	33	5
1987	Jack Trudeau	229	128	55.9	1587	6	6	Bill Brooks	51	722	14.2	52	3
1988	Chris Chandler	233	129	55.4	1619	8	12	Bill Brooks	54	867	16.1	53	3
1989	Jack Trudeau	362	190	52.5	2317	15	13	Bill Brooks	63	919	14.6	55	4
1990	Jeff George	334	181	54.2	2152	16	13	Albert Bentley	71	664	9.4	73	2
1991	Jeff George	485	292	60.2	2910	10	12	Bill Brooks	72	888	12.3	46	4
1992	Jeff George	306	167	54.6	1963	7	15	Reggie Langhorne	65	811	12.5	34	1
1993	Jeff George	407	234	57.5	2526	8	6	Reggie Langhorne	85	1038	12.2	72	3
1994	Jim Harbaugh	202	125	61.9	1440	9	6	Floyd Turner	52	593	11.4	28	3
1995	Jim Harbaugh	314	200	63.7	2575	17	5	Marshall Faulk	56	475	8.5	34	6
1996	Jim Harbaugh	405	232	57.3	2630	13	11	Marvin Harrison	64	836	13.1	41	8
1997	Jim Harbaugh	309	189	61.2	2060	10	4	Marvin Harrison	73	866	11.9	44	6
1998	Peyton Manning	575	326	56.7	3739	26	28	Marshall Faulk	86	908	10.6	78	4
1999	Peyton Manning	533	331	62.1	4135	26	15	Marvin Harrison	115	1663	14.5	57	13
2000	Peyton Manning	571	357	62.5	4413	33	15	Marvin Harrison	102	1413	13.9	78	14



**OT-Tarik Glenn is a key member of the offensive line that has allowed the Colts to top 5,000 net yards of offense in each of the last three seasons. That three-year streak is the best in franchise history.**




**KICKOFF RETURNS**

	No.	Yards	Avg.	Long	TD	
1953	Larry Coutre	12	318	26.5	78	0
1954	Buddy Young	13	308	23.7	30	0
1955	Bob White	14	400	28.6	54	0
1956	Billy Vessels	16	379	23.7	42	0
1957	Jack Call	14	329	23.5	45	0
1958	Lenny Lyles	11	398	36.2	103†	2
1959	Johnny Sample	17	457	26.9	80	0
1960	Johnny Sample	18	519	28.8	94	1
1961	Lenny Lyles	28	672	24.0	64	0
1962	Bake Turner	20	504	25.2	37	0
1963	Tom Matthe	16	331	20.7	34	0
1964	Tony Lorick	13	385	29.6	71	0
1965	Alvin Haymond	20	614	30.7	53	0
1966	Lenny Moore	18	453	25.2	54	0
1967	Lenny Moore	16	392	24.4	37	0
1968	Preston Pearson	15	527	30.4	102†	2
1969	Jim Duncan	19	560	29.5	92	1
1970	Jim Duncan	20	707	35.4	99	1
1971	Charlie Pittman	14	330	23.6	37	0
1972	Bruce Laird	29	843	29.1	73	0
1973	Colton Speyner	17	496	29.1	101†	1
1974	Bruce Laird	19	499	26.3	55	0
1975	Bruce Laird	31	799	25.8	65	0
1976	Howard Stevens	30	710	23.7	83	0
1977	Bruce Laird	24	541	22.5	35	0
1978	Marshall Johnson	41	927	22.6	57	0
1979	Nesby Glasgow	50	1126	22.5	58	0
1980	Nesby Glasgow	33	743	22.5	44	0
1981	Zachary Dixon	36	737	20.5	46	0
1982	Larry Anderson	27	517	19.1	33	0
1983	Kendall Williams	20	490	24.5	90	0
1984	Phil Smith	32	651	20.3	96†	1
1985	Albert Bentley	27	674	25.0	48	0
1986	Albert Bentley	32	687	21.5	37	0
1987	Albert Bentley	22	500	22.7	45	0
1988	Albert Bentley	39	775	19.9	40	0
1989	Clarence Verdin	19	371	19.5	29	0
1990	Stacey Simmons	19	348	18.3	34	0
1991	Clarence Verdin	36	689	19.1	88†	1
1992	Clarence Verdin	39	815	20.9	42	0
1993	Clarence Verdin	50	1050	21.0	38	0
1994	Ronald Humphrey	35	783	22.4	95†	1
1995	Aaron Bailey	21	495	23.6	95†	1
1996	Aaron Bailey	43	1041	24.2	95†	1
1997	Aaron Bailey	55	1206	21.9	61	0
1998	Aaron Bailey	34	759	22.3	44	0
1999	Terrence Wilkins	51	1134	22.2	97†	1
2000	Jerome Pathon	26	583	22.4	48	0

**PUNT RETURNS**

	No.	Yards	Avg.	Long	TD	FC
George Talaferro	10	31	3.1	7	0	0
Buddy Young	14	60	4.3	16	0	0
Bert Rechichar	30	121	4.0	24	0	0
Carl Taseff	27	233	8.6	90	1	0
Bert Rechichar	22	71	3.2	22	0	0
Carl Taseff	29	196	6.8	33	0	0
Carl Taseff	15	104	6.9	25	0	0
Johnny Sample	14	101	7.2	26	0	0
Bob Boyd	18	173	9.6	46	0	0
Bake Turner	9	94	10.4	43	0	0
Jerry Logan	28	279	10.0	38	0	0
Wendell Harris	17	214	12.6	39	0	5
Alvin Haymond	41	403	9.8	55	0	9
Alvin Haymond	40	347	8.7	64	0	8
Alvin Haymond	26	155	6.0	31	0	4
Rick Volk	25	198	7.9	24	0	7
Rick Volk	10	58	5.8	14	0	6
Ron Gardin	28	330	11.8	80	1	20
Rick Volk	22	118	5.4	18	0	20
Bruce Laird	34	303	8.9	42	0	11
Bruce Laird	15	72	4.8	13	0	6
Tim Berra	16	114	7.1	14	0	2
Howard Stevens	36	396	11.0	53	0	8
Howard Stevens	39	31	7.9	44	0	9
Howard Stevens	34	301	8.9	24	0	6
Marshall Johnson	25	143	5.7	17	0	10
Nesby Glasgow	44	352	8.0	75†	1	11
Nesby Glasgow	23	187	8.1	20	0	15
David Shula	10	50	5.0	11	0	7
Larry Anderson	8	54	6.8	28	0	4
Larry Anderson	20	138	6.9	20	0	4
Larry Anderson	27	182	6.7	19	0	7
Robbie Martin	40	443	11.1	70†	1	7
Bill Brooks	18	141	7.8	18	0	7
Bill Brooks	22	136	6.2	17	0	9
Clarence Verdin	22	239	10.9	73†	1	7
Clarence Verdin	23	296	12.9	49†	1	5
Clarence Verdin	28	352	12.6	36	0	3
Clarence Verdin	25	163	6.6	22	0	10
Clarence Verdin	24	268	11.2	84†	2	12
Clarence Verdin	30	173	5.8	24	0	17
Dewell Brewer	42	339	8.1	75†	1	8
Ray Buchanan	16	113	7.1	17	0	4
Marvin Harrison	18	177	9.8	31	0	9
Brian Stablein	17	133	7.8	20	0	9
Aaron Bailey	19	176	9.3	33	0	4
Terrence Wilkins	41	388	9.5	39†	1	17
Terrence Wilkins	29	240	8.3	36	0	13



**WR-Terrence Wilkins became the first Colts player with a scoring kickoff and punt return in the same season. Wilkins had a 97† KOR vs. Miami and a 39† PR at the New York Giants in 1999.**

INTERCEPTIONS						PUNTING					
No.	Yards	Avg.	Long	TD	No.	Yards	Avg.	Long	Bk		
1953 Tom Keane	11	118	10.7	35	0	George Talianferro	65	2437	37.5	61	
1954 Don Shula	5	84	16.8	25	0	Cotton Davidson	72	2678	37.2	55	
1955 Bert Rechichar	6	109	18.2	40	0	Monte Brethauer	55	2161	39.3	56	
1956 Bert Rechichar	4	63	15.8	42	0	Bert Rechichar	33	1277	38.7	56	
1957 Milt Davis	10	219	21.9	75	2	Colton Davidson	47	1663	35.4	56	
1958 Andy Nelson	8	199	24.9	69	1	Ray Brown	41	1635	39.9	60	
1959 Ray Brown	8	149	18.6	30	0	Dave Sherer	51	2132	41.8	60	
1959 Milt Davis	7	119	17.0	57	1	Ray Brown	52	2001	38.5	55	
1960 Don Shinnick	7	70	10.0	23	0	Tom Gilburg	42	1804	43.0	61	
1960 Bob Boyd	7	132	18.9	74	0	Tom Gilburg	57	2384	41.8	62	
1961 Gary Glick	4	18	4.5	10	0	Tom Gilburg	52	2173	41.8	64	
1962 Bob Boyd	7	163	23.3	38	0	Joe Don Looney	32	1358	42.4	64	
1963 Jim Welch	4	49	12.3	15	0	Tom Gilburg	54	2139	39.6	66	
1964 Bob Boyd	9	185	20.6	47	0	David Lee	49	2233	45.6	64	
1965 Bob Boyd	9	78	8.7	24	1	David Lee	49	2079	42.4	68	
1966 Bob Boyd	6	114	19.0	37	1	David Lee	49	1833	39.4	59	
1967 Bob Boyd	6	145	24.2	41	1	David Lee	57	2580	45.3	66	
Rick Volk	6	145	24.2	94	1	David Lee	63	2820	44.7	62	
1968 Bob Boyd	8	160	20.0	49	1	David Lee	62	2542	41.0	76	
1969 Rick Volk	4	36	9.0	23	0	David Lee	57	2400	42.1	60	
1970 Jerry Logan	6	92	15.3	33	2	David Lee	62	2398	38.7	60	
1971 Charlie Stukes	8	95	11.9	40	0	David Lee	71	2634	37.1	58	
1972 Charlie Stukes	5	23	4.6	11	0	David Lee	86	3402	39.6	62	
1973 Stan White	4	40	10.0	22	1	David Lee	59	2342	39.7	56	
1974 Mike Curtis	3	24	8.0	11	0	David Lee	82	3142	38.3	59	
1975 Stan White	8*	135	16.9	32	1	David Lee	92	3513	38.2	67	
1976 Jackie Wallace	5	105	21.0	41	0	Bucky Dilts	99	3657	36.9	53	
1977 Lyle Blackwood	10	163	16.3	37	0	Mike Bragg	82	3203	39.1	59	
1978 Norm Thompson	6	52	8.7	31	0	Mike Garrett	78	3071	39.4	57	
1979 Sanders Shiver	4	85	21.2	52	0	Rohn Stark	46	2044	44.4	60	
Lyle Blackwood	4	63	15.8	27	0	Rohn Stark	91	4124	45.3*	68	
Larry Braziel	4	49	12.2	31†	1	Rohn Stark	98	4383	44.7	72	
1980 Bruce Laird	5	71	14.2	18	0	Rohn Stark	78	3584	45.9*	68	
1981 Bruce Laird	3	59	19.7	24	0	Rohn Stark	76	3432	45.2*	63	
Larry Braziel	3	35	11.7	27	0	Rohn Stark	61	2440	40.0	63	
1982 Kim Anderson	2	25	12.5	25	0	Rohn Stark	64	2784	43.5	65	
1983 Derrick Hatchett	4	36	9.0	25	0	Rohn Stark	79	3392	42.9	64	
1984 Eugene Daniel	6	25	4.2	18	0	Rohn Stark	71	3084	43.4	61	
1985 Eugene Daniel	8	53	6.6	29	0	Rohn Stark	82	3492	42.6	65	
1986 Leonard Coleman	4	36	9.0	31	0	Rohn Stark	83	3716	44.8	64	
1987 Mike Prior	6	57	9.5	38	0	Rohn Stark	83	3595	43.3	65	
1988 Willie Tullis	4	36	9.0	20	0	Rohn Stark	73	3092	42.4	60	
1989 Keith Taylor	7	225	32.1	80†	1	Chris Gardocki	63	2681	42.6	69	
1990 Mike Prior	3	66	22.0	36	0	Chris Gardocki	68	3105	45.7	61	
1991 John Baylor	4	50	12.5	32	0	Chris Gardocki	67	3034	45.3	72	
1992 Mike Prior	6	44	7.3	19	0	Chris Gardocki	79	3583	45.4	62	
1993 Ray Buchanan	4	45	11.3	28	0	Hunter Smith	58	2467	42.5	61	
1994 Ray Buchanan	8	221	27.6	90†	3	Hunter Smith	65	2906	44.7	65	
1995 Eugene Daniel	3	142	47.3	97†	1	*Led NFL					
Ashley Ambrose	3	12	4.0	7	0						
1996 Jason Belsler	4	81	20.3	44†	2						
1997 Jason Belsler	2	121	60.5	50†	1						
1998 (Seven players tied at 1)											
1999 Tyrone Poole	3	85	28.3	38	0						
2000 Jeff Burris	4	38	9.5	27†	1						

\*NFL Record (Linebackers)

The Colts are 3-1 in games where they had players rush and catch for 100+ yards while a quarterback tossed for 300+ yards.

**100-YARD RUSHER**

Tom Matte 13-120-1

RESULT: Colts beat the L.A. Rams, 19-16, on 12/15/63

Lydell Mitchell 27-112-0

RESULT: Colts beat Buffalo in Buffalo, 42-35, on 11/9/75

Lydell Mitchell 27-106-0

RESULT: Colts beat Cincinnati, 28-27, on 9/19/76

Marshall Faulk 17-192-1

RESULT: Baltimore beats Colts in Baltimore, 38-31, on 11/29/98

**100-YARD RECEIVER**

Raymond Berry 7-130-0

Glenn Doughty

Roger Carr 3-102-0  
2-136-1

Roger Carr

6-198-3

Torrance Small

9-153-1

**300-YARD PASSER**

John Unitas 21-37-323-1-0

Bert Jones 14-22-306-2-1

Bert Jones 14-29-301-3-3

Peyton Manning 27-42-357-3-1

## COLTS ALLTIME STATISTICS

## RUSHING

PLAYER	Ath.	Yds.	Avg.	TD
Lydell Mitchell	1391	5487	3.9	27
Marshall Faulk	1389	5320	3.8	42
Eric Dickerson	1258	5194	4.1	32
Lenny Moore	1069	5174	4.8	63
Tom Matte	1202	4646	3.9	45
Alan Ameche	964	4045	4.2	40
Randy McMillan	990	3876	3.9	24
Curtis Dickey	800	3490	4.4	26
Edgeman James	756	3262	4.3	26
Jerry Hill	706	2666	3.8	22
Dan McCauley	770	2627	3.4	40
Albert Bentley	526	2355	4.5	19
Joe Washington	626	2342	3.7	5
John Unitas	450	1777	4.0	13
Tony Lorick	439	1769	4.0	14
Roosevelt Potts	322	1357	4.2	1
Bert Jones	236	1356	5.7	14
L.G. Dupre	356	1339	3.8	8
Norm Buloch	318	1276	4.0	12
Roosevelt Lusk	350	1268	3.6	14
George Winsley	279	1160	4.2	9
Joe Perry	262	1034	4.0	3
Anthony Johnson	295	1017	3.4	1
Don Nottingham	246	972	4.0	9
Ron Lee	206	940	4.6	5
Jim Harbaugh	175	856	4.9	2
Bill Olds	249	856	3.4	5
Mike Pagel	124	832	6.6	4
Alan Hawkins	208	787	3.8	10
George Talarfero	150	636	4.3	2
Terry Cole	176	622	3.5	5
Lamar Warren	185	603	3.3	5
Zachary Dixon	136	548	4.0	1
John Huzvar	138	544	4.0	4
Don Hardeman	157	536	3.4	3
Buddy Young	142	533	3.8	3
Karl Clark	161	510	3.2	0
Gene Gill	98	490	5.0	3
Rodney Culver	186	471	2.5	10
Zack Crockett	129	469	3.6	1
Cleveland Franklin	147	468	3.2	3
Marty Domres	88	461	5.2	6
George Shaw	98	391	4.0	5
Mark Smolinski	116	363	3.1	1
Alvin Moore	95	332	3.5	3
Frank Middleton	105	310	3.0	2
Zollie Toth	86	303	3.5	1
Billy Pricer	92	303	3.3	2
Jack Coll	70	299	4.3	0
Stan Havrilak	73	289	4.0	3
J.W. Lockett	81	273	3.4	0
Royce Womble	81	266	2.9	0
Tom Nowatke	77	260	3.4	0
Flyten Manning	87	251	2.9	3
Cliff Groce	56	250	4.5	0
Chuck Banks	50	245	4.9	0
Mike Sommer	67	237	3.5	2
Carl Issitt	47	234	5.0	1
Billy Vessels	44	215	4.9	2
Jim Manoa	74	209	2.8	1
Glenn Daughy	26	202	7.8	0
Chris Chandler	53	196	3.7	4
Marvin Sims	54	186	3.4	2
Ari Schlichter	22	161	7.3	1
Timmy Brown	38	159	4.2	2
Preston Pearson	43	159	3.8	0
Jack Trudeau	91	156	1.7	3
Clarence Verdin	16	153	9.6	0
Greg Landry	39	152	3.9	1
Jim Manoa	27	144	5.3	1
Buck McPhail	53	138	2.6	0
John Mackay	19	127	6.7	0
Joe Don Looney	23	127	5.5	1
Eddie Hinton	10	111	11.1	2
Jeff George	54	103	1.9	2
Vince Workman	33	96	2.9	0
Fred Enke	33	94	2.9	0
Ronald Humphrey	20	91	4.6	0
Jim Welch	8	89	11.1	1
Glendon Brown	19	85	4.5	1
Roy Perkins	10	77	7.7	0
Newton Williams	28	77	2.8	0
Bill Brooks	15	76	5.1	0

## PLAYER

PLAYER	Ath.	Yds.	Avg.	TD
Chris McLamore	17	58	3.4	0
Gary Kerikoran	28	56	2.0	2
Aaron Bailey	4	54	13.5	0
Tom Kalmanir	16	53	3.3	0
Keith Elias	21	52	2.5	0
Blair Kiel	7	50	7.1	0
Roy Jefferson	4	47	11.8	0
Ivy Joe Hunter	13	47	3.6	0
Hubert Ginn	16	47	2.9	0
Dick Young	22	46	2.1	0
Perry Lee Dunn	13	45	3.5	0
Ricky Turner	16	42	2.6	2
Ben Garry	13	41	3.2	0
Gary Cuzzo	17	41	2.4	0
Lenny Lyles	22	41	1.9	1
Bob Boyd	3	38	12.7	0
Don Majkowski	26	38	1.5	3
Earl Morrall	19	37	1.9	1
Mike Kirkland	8	35	4.4	0
Burrell Shields	10	34	3.4	0
Harry Hugasian	12	34	2.8	0
Ed Miouduszewski	3	33	11.0	0
Matt Koffer	4	33	8.3	1
Cotton Davidson	11	31	2.8	0
Wayne Capers	4	29	7.3	1
Mark Reed	2	27	13.5	0
Willie Richardson	2	27	13.5	0
Robbie Martin	1	23	23.0	0
Jim Ward	5	23	4.6	0
Jack Mildren	5	22	4.4	0
Roy Brown	5	20	4.0	0
Andre Rison	3	18	6.0	0
Boke Turner	1	17	17.0	0
Ed Toner	3	17	5.7	0
Tom Mitchell	2	16	8.0	0
Bill Traup	30	16	0.5	2
Craig Hayward	6	15	2.5	0
Gary Hogeboom	24	15	0.6	2
Jimmy Orr	1	14	14.0	0
Craig Erickson	9	14	1.6	0
Jack DeBlanco	18	14	1.0	0
Lennox Gordon	4	13	3.3	0
Dean Ranfro	4	13	3.3	0
Matt Bouza	1	12	12.0	0
Browning Nagle	1	12	12.0	0
Freddie Scott	2	12	6.0	0
Marvin Harrison	6	12	2.0	0
Hunter Smith	1	11	11.0	0
Bruce Perkins	4	11	2.8	0
Terrence Wilkins	4	10	2.5	0
Paul Justin	11	10	0.9	0
Bob Clemens	2	9	4.5	0
Jim O'Brien	3	9	3.0	0
Tom Tupa	3	9	3.0	0
Raymond Butler	4	9	2.3	0
Maurice Carthon	4	9	2.3	0
Jessie Hester	4	9	2.3	0
John Sample	1	7	7.0	0
John Andrews	5	6	1.2	0
Tom Ramsey	4	5	1.3	0
Kelly Holcomb	5	5	1.0	0
Lamar McHan	8	5	0.6	0
Walter Bryan	2	4	2.0	0
Mike Garrett	2	4	2.0	0
Dennis Nelson	0	3	0.0	0
Howard Stevens	1	3	3.0	1
Stan White	1	3	3.0	0
Johnnie Wright	1	3	3.0	0
Melvin Carver	2	3	1.5	0
Larry Conjar	2	3	1.5	0
Joe Orduna	2	3	1.5	1
Charlie Pittman	2	3	1.5	0
Don Shula	2	3	1.5	0
Rohn Stark	7	3	0.4	0
Torrance Small	1	2	2.0	0
Harold Lewis	4	2	0.5	0
Raymond Chester	1	1	1.0	0
Nate Craddock	1	1	1.0	0
Jim Finn	1	1	1.0	0
Steve Myhrja	1	1	1.0	0
Bert Reichner	1	1	1.0	0
Cotton Speyer	1	1	1.0	0
Terry Nugent	2	1	0.5	0
Ed Kovac	4	1	0.3	0
Jerome Pathon	4	1	0.3	0

## PLAYER

PLAYER	Ath.	Yds.	Avg.	TD
Mike Curtis	6	1	0.2	0
Kim Anderson	1	0	0.0	0
Bob Fells	2	0	0.0	0
Kerwin Bell	1	-1	-1.0	0
Barry Krauss	1	-1	-1.0	0
AbdulKarim al-Jabbar	1	-2	-2.0	0
Ed Brown	1	-2	-2.0	0
Floyd Turner	3	-3	-1.0	0
Mark Herrmann	5	-3	-0.6	0
Ollie Myers	1	-3	-3.0	0
Dick Nyers	1	-4	-4.0	0
Reggie Langhorne	1	-7	-7.0	0
Roger Carr	1	-8	-8.0	0
Darvell Huffman	1	-8	-8.0	0
Phil Smith	2	-10	-5.0	0
Bucky Dilts	1	-14	-14.0	0
David Lee	8	-18	-2.3	0

## RECEIVING

PLAYER	No.	Yds.	Avg.	TD
Raymond Berry	631	9275	14.7	68
Marvin Harrison	413	5554	13.4	47
Bill Brooks	411	5818	14.2	48
Lenny Moore	363	6039	16.6	28
Don McCauley	333	3026	9.1	17
John Mackay	320	5127	16.0	38
Jimmy Orr	303	5859	19.3	50
Lydell Mitchell	298	2523	8.5	14
Marshall Faulk	297	2804	9.4	9
Roger Carr	254	4770	18.8	29
Sean Dawkins	251	3511	14.0	12
Tom Matte	249	2669	11.5	12
Matt Bouza	234	3064	13.1	17
Jessie Hester	230	3034	14.4	13
Ken Dilger	229	2838	12.4	17
Albert Bentley	226	2245	9.9	8
Jim Mutscheller	220	3654	16.6	40
Glenn Daughy	219	3547	16.2	24
Willie Richardson	188	2883	15.3	24
Joe Washington	178	1621	9.1	7
Raymond Butler	169	2890	17.1	24
Randy McMillan	164	1356	8.3	2
Pat Beach	155	1483	9.6	12
Anthony Johnson	151	1336	8.8	5
Reggie Langhorne	150	1849	12.3	4
Raymond Chester	148	2122	14.3	11
Eric Dickerson	138	1022	7.8	3
Tom Mitchell	133	1786	13.4	19
Edgerrin James	125	1180	9.4	9
Curtis Dickey	122	1499	12.1	8
Jerry Hill	117	970	8.3	3
Jerome Pathon	114	1320	11.6	4
Marcus Pollard	104	1324	12.7	12
Kerry Cash	103	1131	11.0	7
Alan Ameche	101	733	7.3	4
Eddie Hinton	96	1584	16.5	9
Mark Boyer	95	898	9.5	5
Roy Perkins	93	1528	16.4	11
Reese McCall	89	1338	15.0	12
Floyd Turner	87	1024	11.8	10
Terrence Wilkins	85	1134	13.3	7
Alex Hawkins	85	1090	12.8	10
Clarence Verdin	80	1267	15.8	7
L.G. Dupre	77	866	11.3	5
Tim Sherwin	76	1002	13.2	2
Don Edwards	75	843	11.2	4
Roosevelt Potts	73	668	9.2	2
Lamar Warren	73	616	8.4	1
Aaron Bailey	67	1040	15.5	6
Tracy Porter	67	974	14.5	2
Tony Lorick	60	617	10.3	2
George Winsley	60	527	8.8	0
Joe Perry	56	516	9.2	1
E.G. Green	54	665	12.3	2
Lloyd Colterayah	54	664	12.3	3
Bill Olds	53	343	6.5	4
Andre Rison	52	820	15.8	4
Brian Stabile	51	540	10.6	2
Sam Havrilak	50	738	14.8	4
Bernard Henry	50	696	13.9	6
Royce Womble	47	601	12.8	5
Buddy Young	46	899	19.5	7
Torrance Small	45	681	15.1	7
Norm Buloch	45	407	9.0	2

PLAYER	No.	Yds.	Avg.	TD	PLAYER	No.	Yds.	Avg.	TD
Roy Jefferson	44	749	17.0	7	Lenny Lyles	5	24	4.8	1
Ken Clark	43	713	0	0	Aaron Cox	4	59	14.8	0
Don Nottingham	42	289	6.8	0	Timmy Brown	4	53	13.3	0
Freddie Scott	39	619	15.9	2	James Harbour	4	46	11.5	0
Zachary Dixon	38	356	9.4	1	Newton Williams	4	46	11.5	0
Rodney Culver	37	322	8.7	3	Paul Shields	4	37	9.3	0
Roosevelt Leaks	35	317	9.1	3	Vince Workman	4	36	9.0	0
Don Hardeman	35	203	5.8	1	Stacey Simmons	4	33	8.3	0
Wayne Capers	34	556	16.4	4	Ben Garry	4	18	4.5	0
Cotton Spyer	34	535	15.7	5	Jim Finn	4	13	3.3	1
George Toliaferro	34	468	13.8	3	Tom Keane	3	61	20.3	0
Charles Arbusckle	33	282	8.5	1	Tim Kearse	3	56	18.7	0
Mike Siani	30	539	18.0	4	Harold Lewis	3	54	18.0	0
Randy Burke	30	489	16.3	3	Jimmie Kennedy	3	47	15.7	1
Dee Mackey	29	462	15.9	4	Greg Hawthorne	3	41	13.7	0
Zack Crockett	29	244	8.4	1	Harry Hugasian	3	32	10.7	0
Cleveland Franklin	29	212	7.3	0	Tom Kalmanir	3	31	10.3	1
Mack Alston	28	324	11.6	3	Billy Shields	3	27	9.0	0
R. C. Owens	26	314	12.1	2	Joe Jones	3	25	8.3	1
Ron Lee	24	160	6.7	1	Chris Doering	3	22	7.3	0
Stanley Morgan	23	364	15.8	5	Scott Szulaker	3	22	7.3	0
Mel Embree	23	272	11.8	1	Darvell Huffmann	3	14	4.7	0
Walter Murray	22	373	17.0	3	Maurice Carthon	3	10	3.3	0
Mark Smolinski	22	228	10.4	2	Hubert Ginn	3	2	0.7	0
Terry Cole	22	140	6.6	1	Bruce Perkins	3	-2	-0.7	0
Owen Gill	21	189	9.0	0	Mike Prior	2	57	28.5	0
Frank Middleton	20	166	8.3	1	Ollie Smith	2	51	25.5	0
Carl Taseff	18	175	9.7	1	Holden Smith	2	36	18.0	0
J.W. Lockett	16	158	9.9	1	Ed Kovac	2	27	13.5	0
Tom Nowotzke	16	93	5.8	0	Ricky Thompson	2	26	13.0	0
Dick Bielski	15	200	13.3	2	Mark Stock	2	24	12.0	0
Jerry Richardson	15	171	11.4	4	Neal Petties	2	20	10.0	1
Alvin Moore	15	90	6.0	0	Shannon Baker	2	15	7.5	0
Dave Young	14	164	11.7	2	Dick Young	2	15	7.5	0
Giff Groce	13	106	8.2	0	Bradford Banta	2	13	6.5	0
Billy Pricer	13	94	7.2	1	Chris Mclemore	2	9	4.5	0
Jim O'Brien	12	291	24.3	2	Bill Pellington	2	9	4.5	0
Billy Versien	11	177	16.1	1	Scott Greene	2	6	3.0	0
Robbie Martin	11	169	15.4	0	Tom Manoa	2	5	2.5	0
Butch Wilson	11	151	13.7	3	Bake Turner	1	111	111.0	1
Zollie Toth	11	51	4.6	0	John Mosier	1	53	53.0	0
Mark Bellini	10	133	13.3	0	Reggie Thornton	1	38	38.0	0
Monte Brethouer	10	133	13.3	0	Brian Baldinger	1	37	37.0	0
James Noble	10	78	7.8	2	Kellie Johnson	1	15	15.0	0
Buck McPhail	10	38	3.8	0	James Coley	1	13	13.0	0
Oliver Williams	9	175	19.4	1	Steve Bryant	1	12	12.0	0
Art DeCarlo	9	126	14.0	0	Johannie Wright	1	12	12.0	0
Jack Maitland	9	67	7.4	1	Don Alley	1	11	11.0	0
Marvin Sims	9	64	7.1	0	Craig Heyward	1	9	9.0	0
Chuck Banks	9	50	5.6	0	Dave Sherer	1	9	9.0	0
Mike Sommer	8	142	17.8	0	Isaac Jones	1	8	8.0	0
Flipper Anderson	8	111	13.9	2	Joe Orduña	1	8	8.0	0
Mark Jackson	8	97	12.1	1	Carlos Eheredge	1	6	6.0	0
Bob Mrosko	8	90	11.3	0	Mike Pego	1	6	6.0	0
Jack Call	8	46	5.8	0	Don Shula	1	6	6.0	0
Bert Rechichar	7	185	26.4	3	Mike Curtis	1	5	5.0	0
Brian DeRo	7	154	22.0	1	Barry Krauss	1	5	5.0	1
Greg LaFleur	7	56	8.0	0	Dick Szymanski	1	5	5.0	0
Freston Pearson	6	134	22.3	2	Ed Toner	1	5	5.0	0
Victor Oatis	6	93	15.5	0	Torik Glenn	1	3	3.0	0
Jack Bighead	6	89	14.8	0	Bill Schultz	1	3	3.0	1
Clorence Weathers	6	62	10.3	0	John Andrews	1	1	1.0	1
John Huzvar	6	55	9.2	1	Chris Hinton	1	1	1.0	0
Marshall Johnson	5	137	27.4	2	Joe Don Looney	1	1	1.0	1
Sammie Martin	5	79	15.8	0	John Unitas	1	1	1.0	0
James Pruitt	5	71	14.2	1	Ken Huff	1	-1	-1.0	0
Perry Lee Dunn	5	40	8.0	0	Ray Donaldson	1	-3	-3.0	0
John Brandes	5	35	7.0	0	Ben Um	1	-4	-4.0	0
Ronald Humphrey	5	30	6.0	0	Jim Harbaugh	1	-9	-9.0	0
Keith Elias	5	27	5.4	0	Gino Marchetti	0	19	0.0	0

**PASSING**

PLAYER	AH.	Yds.	Comp.	Yds.	TD	Int.
John Unitas	5110	2796	397/68	287	246	
Bert Jones	2464	1382	176/63	122	97	
Peyton Manning	1679	1014	122/87	85	58	
Jack Trudeau	1536	812	96/47	41	62	
Jeff George	1532	874	95/51	41	46	
Jim Harbaugh	1230	746	87/05	49	26	
Mike Pego	1154	587	74/74	39	47	
Earl Morrall	676	363	56/66	47	40	
Marty Domres	576	293	34/71	21	31	
Greg Landry	533	308	34/02	17	19	
Gary Hogeboom	443	260	32/95	22	18	
George Shaw	410	210	28/20	21	31	
Chris Chandler	313	168	21/56	10	15	
Paul Justin	303	177	20/97	7	7	
Bill Troup	316	162	19/99	10	23	
Gary Kerkorian	248	134	17/83	11	15	
Gary Cuzzo	208	105	13/91	13	9	
Fred Ence	197	88	12/25	8	18	
Don Majkowski	176	97	11/15	6	8	
Art Schlichter	202	91	10/06	3	11	
Mark Hermann	136	74	9/28	2	13	
Craig Erickson	83	50	5/86	3	4	
Kelly Holcomb	73	45	4/54	1	8	
Blair Kiel	58	28	4/31	3	3	
Colton Davidson	66	28	3/09	0	6	
Lamar McHan	36	13	3/06	4	3	
Matt Koller	48	23	2/84	1	3	
Tom Ramsey	50	24	2/80	1	2	
Tom Mathe	42	12	2/46	2	2	
Jack DeBello	61	27	2/29	1	5	
David Humm	47	20	2/20	0	3	
Mike Kirkland	41	19	2/11	1	8	
George Toliaferro	57	15	2/11	2	6	
Jim Ward	25	12	1/61	2	2	
Tom Tupa	33	17	1/56	1	2	
Ed Mioduszewski	30	11	1/13	2	7	
Ricky Turner	4	3	0/2	0	0	
Sam Havrilak	3	2	0/2	0	0	
Ed Brown	5	3	0/1	0	1	
Joe Washington	5	2	0/2	1	0	
Ray Brown	19	8	0/78	1	0	
Kerwin Bell	5	5	0/75	1	0	
Browning Nagle	21	8	0/69	0	0	
Sean Solisbury	12	8	0/68	0	2	
Curtis Dickey	1	1	0/63	1	0	
Rohn Stark	6	2	0/57	0	1	
Cotton Spyer	1	1	0/54	1	0	
Terry Nugent	5	3	0/47	0	0	
Steve Walsh	13	7	0/47	0	2	
Mark Reed	10	6	0/34	0	1	
Lenny Moore	12	3	0/33	2	2	
Joe Ferguson	8	2	0/21	0	2	
Jim Bow Taylor	2	1	0/20	0	1	
Dick Flowers	4	2	0/18	0	0	
Don McCauley	2	1	0/11	1	0	
Albert Bentley	3	1	0/6	0	0	
Mike Wood	1	1	0/5	1	0	
Tom Keane	1	1	0/0	0	0	
Anthony Johnson	2	0	0/0	0	1	
Lamont Warren	2	0	0/0	0	0	
Bob Boyd	1	0	0/0	0	0	
L.G. Dupre	1	0	0/0	0	0	
Chris Gardocki	1	0	0/0	0	0	
Alex Hawkins	1	0	0/0	0	0	
Rusty Hilger	1	0	0/0	0	0	
Jack Mildren	1	0	0/0	0	0	
Alvin Moore	1	0	0/0	0	0	
Torrance Small	1	0	0/0	0	0	
Zollie Toth	1	0	0/0	0	1	

**PUNTING**

PLAYER	AH.	Yds.	Avg.	In20	TB	Blkd.
Rohn Stark	985	43162	43.8	225	111	7
David Lee	838	34023	40.6	57	21	12
Chris Gardocki	277	12403	44.8	80	25	0
Tom Gilburg	232	9606	41.4	-	-	0
Hunter Smith	123	5373	43.7	36	17	2
Colton Davidson	119	4344	36.5	-	-	1
Bucky Dilts	99	3657	36.9	21	5	2
Ray Brown	95	3725	39.2	-	-	0
Mike Bragg	82	3203	39.1	22	5	2
Mike Garrett	78	3071	39.4	11	2	0
George Toliaferro	65	2437	37.5	-	-	0
Monte Brethouer	55	2161	39.3	-	-	0

**PLAYER**

PLAYER	AH.	Yds.	Avg.	In20	TB	Blkd.
Dave Sherar	51	2132	41.8	-	-	0
Bert Rechichar	38	1433	37.7	-	-	0
Joe Don Looney	32	1358	42.4	-	-	0
L.G. Dupre	29	1028	35.4	-	-	0
Dick Horn	19	647	34.1	-	-	0
Tom Keane	18	752	41.8	-	-	0
Blair Kiel	17	630	37.1	3	1	0
Jerry Logan	4	121	30.3	-	-	0
Ed Brown	2	80	40.0	-	-	0
Cratig Colquitt	2	61	30.5	0	0	1
Avatus Stone	1	28	28.0	-	-	0
Lamar McHan	1	22	22.0	-	-	0

Inside 20 and TBs not recorded until 1976

## PUNT RETURNS

PLAYER	No.	FC	Yds.	Avg.	TD
Clarence Verdin	155	54	1537	9.9	4
Carl Toseff	112	0	826	7.4	2
Howard Stevens	109	23	1012	9.3	0
Alvin Haymond	108	22	911	8.4	0
Rick Volk	84	55	548	6.5	0
Nesby Glasgow	79	26	651	8.2	1
Bert Rechichar	71	0	253	3.6	0
Terrence Wilkins	70	30	628	9.0	1
Jerry Logan	63	6	577	9.2	1
Bruce Laird	60	17	405	6.8	0
Robbie Martin	57	12	552	9.7	1
Larry Anderson	55	14	374	6.8	0
Alex Hawkins	52	6	358	6.9	0
Bill Brooks	43	16	292	6.8	0
Dewell Brewer	42	8	339	8.1	1
John Sample	36	0	230	6.4	0
Ron Gardin	30	20	405	13.5	1
Roy Buchanan	28	7	314	11.2	0
Wendell Harris	25	5	275	11.0	0
Marshall Johnson	25	14	143	5.7	0
Brian Stablein	23	13	189	8.2	0
Bob Boyd	21	0	196	9.3	0
Buddy Young	21	0	69	3.3	0
Aaron Balley	20	4	195	9.8	0
Marvin Harrison	18	10	177	9.8	0
Timmy Brown	16	8	125	7.8	0
Tim Berra	16	2	114	7.1	0
George Talaferro	15	0	65	4.3	0
Rick Porter	14	5	104	7.4	0
Lenny Moore	14	0	56	4.0	0
Nate Jacquet	13	0	96	7.4	0
Ben Bronson	13	6	79	6.1	0
Sam Havrilak	13	8	56	4.3	0
Tyrone Poole	12	6	107	8.9	0
Lyle Blackwood	12	8	23	1.9	0
Bake Turner	10	0	95	9.5	0
David Shula	10	7	50	5.0	0
Tom Curtis	10	11	17	1.7	0
Kendall Williams	9	4	43	4.8	0
Kelley Johnson	9	2	42	4.7	0
Andy Nelson	9	0	42	4.7	0
Lun Dunlop	8	2	112	15.3	0
Colton Speyrer	8	2	54	6.8	0
Rayton Williams	7	1	108	15.4	0
Joe Washington	7	6	37	5.3	0
Jackie Wallace	6	3	43	7.2	0
Preston Pearson	6	0	37	6.2	0
Willie Richardson	5	0	43	8.6	0
Rex Kern	5	1	31	6.2	0
Matt Bouza	5	8	17	3.4	0
Mark Stock	5	1	13	2.6	0
Kim Anderson	5	0	7	1.4	0
Willie Tullis	4	1	27	6.8	0
Ed Mioduszewski	4	0	13	3.3	0
Alan Grant	4	2	12	3.0	0
Mike Prior	4	28	7	1.8	0
Freddie Scott	3	1	31	10.3	0
Ted Davis	3	2	7	2.3	0
Don Shinnick	2	0	31	15.5	0
Tim Rudnick	2	0	23	11.5	0
Andre Rison	2	2	20	10.0	0
Tom Kalmanir	2	0	19	9.5	0
Dick Nyers	2	0	16	8.0	0
Eugene Daniel	2	1	6	3.0	0
Mustafah Muhammad	2	0	4	2.0	0
Jason Belser	1	0	53	53.0	0
Norm Thompson	1	0	40	40.0	0
Resse McCall	1	0	37	37.0	0
Bob Harrison	1	0	16	16.0	0
Bill Pellington	1	0	6	6.0	0
Charles Washington	1	0	6	6.0	0
Kaipo McGuire	1	1	4	4.0	0
Tom Keane	1	0	3	3.0	0
Dick Young	1	0	3	3.0	0
Jack Patera	1	0	2	2.0	0
Mark Smolinski	1	0	2	2.0	0
Jack Simpson	1	0	1	1.0	0
Dave Ahrens	1	0	0	0.0	0
Gerald Allen	1	0	0	0.0	0
Tony Bertuca	1	0	0	0.0	0
Randy Burke	1	0	0	0.0	0
Milt Davis	1	0	0	0.0	0
Jerry Hill	1	0	0	0.0	0
Ron Lee	1	0	0	0.0	0
Orlando Lowry	1	0	0	0.0	0

PLAYER	No.	FC	Yds.	Avg.	TD
Tom Matte	1	1	0	0.0	0
Roy Oldham	1	7	0	0.0	0
Gary Radjen	1	0	0	0.0	0
Jim Duncan	0	1	0	0.0	0
Victor Jackson	0	1	0	0.0	0
Jerome Pathon	0	1	0	0.0	0
Anthony Young	0	1	0	0.0	0
Fair Catches not recorded until 1964.					

## KICKOFF RETURNS

PLAYER	No.	Yds.	Avg.	TD
Clarence Verdin	169	3420	20.2	1
Aaron Balley	153	3501	22.9	2
Albert Bentley	148	3175	21.5	0
Bruce Laird	137	3406	24.9	0
Nesby Glasgow	84	1904	22.7	0
Larry Anderson	67	1351	20.2	0
Terrence Wilkins	66	1413	21.4	1
Tom Matte	62	1367	22.0	0
Ronald Humphrey	56	1236	22.1	1
Robbie Martin	53	1023	19.3	0
Lenny Moore	49	1180	24.1	1
Marshall Johnson	49	1076	22.0	0
Zachary Dixon	49	957	19.5	0
Preston Pearson	46	1233	26.8	2
Alvin Haymond	44	1163	26.4	0
Howard Stevens	44	997	22.7	0
Don McCauley	43	967	22.5	1
Jim Duncan	42	1369	32.6	2
Carl Toseff	42	963	22.5	1
Tony Lorick	40	1022	25.6	0
Kim Anderson	40	779	19.5	0
Lenny Lyles	39	1070	27.4	2
John Sample	39	1035	26.5	1
Cotton Speyrer	35	976	27.9	1
Buddy Young	33	908	27.5	1
Jerome Pathon	32	706	22.1	0
Phil Smith	32	651	20.3	1
Lamont Warren	29	596	20.6	0
George Talaferro	23	465	20.2	0
Billy Pricer	23	362	15.7	0
Bake Turner	20	504	25.2	0
Joe Washington	20	500	25.0	1
Kendall Williams	20	490	24.5	0
Dick Nyers	20	419	21.0	0
Kevin Williams	20	399	20.0	0
Keith Elias	19	399	21.0	0
Bert Rechichar	19	378	19.9	0
Stacey Simmons	19	348	18.3	0
Dewell Brewer	18	358	19.9	0
Rick Porter	18	340	18.9	0
Alan Grant	18	300	16.7	0
Billy Vessels	16	379	23.7	0
Jack Call	16	377	23.6	0
Kenny Daniel	15	334	22.3	0
Timmy Brown	15	298	19.9	0
Joe Don Looney	14	345	24.6	0
Charlie Pittman	14	330	23.6	0
Tim Berra	13	259	19.9	0
Sammy Martin	12	305	25.4	0
James Pruitt	12	257	21.4	0
Mark Stock	12	254	21.2	0
Payton Williams	12	238	19.8	0
Jerry Logan	12	217	18.1	0
Wendell Harris	11	284	25.8	0
Ron Gardin	11	265	24.1	0
Bob Harrison	11	250	22.7	0
Terry Wright	11	209	19.0	0
Ben Garry	11	190	17.3	0
Bob Feltz	10	193	19.3	0
John Mackay	9	271	30.1	0
Jim Welch	9	226	25.1	0
Hubert Rign	9	198	22.0	0
Mike Sommer	9	176	19.6	0
Royce Womble	9	170	18.9	0
Nate Jacquet	8	156	19.5	0
Andre Rison	8	150	18.8	0
Bill Brooks	8	143	17.9	0
Ashley Ambrose	8	126	15.8	0
Tom Nowatzke	8	94	11.8	0
L.G. Dupre	7	148	21.1	0
Lyle Blackwood	7	124	17.7	0
Jerry Hill	7	120	17.1	0
Jimmie Kennedy	7	109	15.6	0
George Wonsley	7	102	14.6	0
Chris Hetherington	7	94	13.4	0

PLAYER	No.	Yds.	Avg.	TD
Bill Pellington	7	73	10.4	0
Alan Ameche	6	98	16.3	0
Kelley Johnson	6	98	16.3	0
Owen Gill	6	79	13.2	0
Terry Cole	5	123	24.6	0
Robert Pratt	5	85	17.0	0
Colton Davidson	5	79	15.8	0
Dick Young	5	77	15.4	0
Mike Curtis	5	74	14.8	0
Mark Kafentzis	5	69	13.8	0
David Shula	5	65	13.0	0
Alex Hawkins	5	56	11.2	0
Mark Smolinski	5	47	9.4	0
Bob White	4	142	35.5	0
Curtis Dickey	4	86	21.5	0
Mustafah Muhammad	4	86	21.5	0
Freddie Scott	4	81	20.3	0
Kaipo McGuire	4	75	18.8	0
Jackie Wallace	4	61	15.3	0
Alvin Moore	4	59	14.8	0
Oliver Williams	4	59	14.8	0
Ivy Joe Hunter	4	58	14.5	0
Roy Banks	4	56	14.0	0
Tom Gilburg	4	48	12.0	0
Matt Bouza	4	27	6.8	0
Joe Orzuna	3	68	22.7	0
Jack Simpson	3	59	19.7	0
Don Nottingham	3	55	18.3	0
Ken Clark	3	54	18.0	0
Gerald Allen	3	53	17.7	0
J.W. Lockett	3	52	17.3	0
Rodney Culver	3	51	17.0	0
Tom Kalmanir	3	51	17.0	0
Mike Prior	3	47	15.7	0
Rico Clark	3	38	12.7	0
Ken Jackson	3	37	12.3	0
Don Hardeeman	3	36	12.0	0
Charlie Stokes	3	27	9.0	0
Ron Lee	3	24	8.0	0
Scott Radezic	3	22	7.3	0
Bill Olds	3	14	4.7	0
Steve Harrison	3	8	2.7	0
Roy Buchanan	2	42	21.0	0
Sam Havrilak	2	36	18.0	0
Pat Beach	2	35	17.5	0
Dave McCloughan	2	35	17.5	0
James Noble	2	35	17.5	0
Cliff Groce	2	33	16.5	0
Jeff Hart	2	33	16.5	0
Marvin Sims	2	32	16.0	0
John Andrews	2	31	15.5	0
Harold Lewis	2	31	15.5	0
Frank Middleton	2	31	15.5	0
Raymond Berry	2	27	13.5	0
Barney Poole	2	24	12.0	0
Carlos Eheredge	2	23	11.5	0
Ron Mayo	2	23	11.5	0
Ted Davis	2	20	10.0	0
Bob Baldwin	2	18	9.0	0
Rick Volk	2	16	8.0	0
Ken Huff	2	15	7.5	0
Anthony Young	2	15	7.5	0
Barry Brown	2	14	7.0	0
Ken Dilger	2	14	7.0	0
Wade Griffin	2	14	7.0	0
Joe Campanella	2	13	6.5	0
Bob Van Dyne	2	12	6.0	0
Chris Foote	2	9	4.5	0
Paul Butcher	2	2	1.0	0
Norm Bulaich	1	62	62.0	0
Ben Bronson	1	31	31.0	0
Len Dunlop	1	28	28.0	0
Jack Malfland	1	28	28.0	0
Ed Mioduszewski	1	25	25.0	0
Eddie Hinton	1	24	24.0	0
Alex Sandusky	1	24	24.0	0
Leon Neal	1	23	23.0	0
Luke Owens	1	23	23.0	0
Terry Wright	1	22	22.0	0
Bob Grant	1	21	21.0	0
Dean Renfro	1	20	20.0	0
Steve Myhra	1	19	19.0	0
Ron Porter	1	19	19.0	0
Charles Robinson	1	19	19.0	0
Tom Finnen	1	18	18.0	0
Bob Longas	1	18	18.0	0
Ron LaPointe	1	18	18.0	0

PLAYER	No.	Yds.	Avg.	TD	PLAYER	No.	Yds.	Avg.	TD	PLAYER	No.	Yds.	Avg.	TD
Stan White	1	17	17.0	0	Stan White	25	348	13.9	2	Steve Morrison	2	22	11.0	0
Chris Hetherington	1	16	16.0	0	Bert Rechichar	24	296	12.3	1	Billy Newsome	2	19	9.5	0
Henry Moore	1	16	16.0	0	Mike Curtis	21	248	11.8	2	Ellis Johnson	2	17	8.5	0
Willie Richardson	1	16	16.0	0	Bill Pellington	21	248	11.8	1	Robert Blackmon	2	16	8.0	0
Jason Belsler	1	15	15.0	0	Charlie Stukes	20	249	12.5	1	Jeff Deloney	2	16	8.0	0
Jim Parker	1	15	15.0	0	Bruce Laird	19	379	19.9	0	Dwight Hicks	2	16	8.0	0
Scott Greene	1	14	14.0	0	Lyle Blackwood	19	372	19.6	2	Ed Smith	2	11	5.5	0
Joe Lewis	1	14	14.0	0	Carl Tasseff	19	198	10.4	0	Ocie Austin	2	10	5.0	0
Marv Matsuzak	1	14	14.0	0	Ray Buchanan	16	338	21.1	3	Fred Cook	2	9	4.5	0
Don Joyce	1	13	13.0	0	Lenny Lyles	16	201	12.6	2	Jim Cheyuski	2	8	4.0	0
Nelson Munsey	1	13	13.0	0	Tom Keane	16	140	8.8	0	Mike Peterson	2	8	4.0	0
Zollie Toth	1	13	13.0	0	Don Shula	14	196	14.0	0	Steve Stonebreaker	2	8	4.0	0
Ted Davis	1	12	12.0	0	Jason Belsler	13	293	22.5	3	Dwight Harrison	2	6	3.0	0
Perry Griggs	1	12	12.0	0	Ray Brown	13	238	18.3	0	Kenny Daniel	2	5	2.5	0
Ken Novak	1	12	12.0	0	Nesby Glasgow	12	142	11.8	0	Chad Cota	2	3	1.5	0
Sherman Plunkett	1	12	12.0	0	Ted Hendricks	11	147	13.4	0	Fred Young	2	2	1.0	0
Kerry Cash	1	11	11.0	0	Norm Thompson	11	129	11.7	0	Carlton Gray	2	0	0.0	0
Roy Jefferson	1	11	11.0	0	Keith Taylor	9	274	30.4	1	Bob Leberman	2	0	0.0	0
Bernard Halsey	1	10	10.0	0	Jackie Wallace	9	231	25.7	2	Steve Emman	1	90	90.0	0
Art Spinney	1	10	10.0	0	Larry Brazier	9	171	19.0	1	John Holt	1	80	80.0	0
Bob Mrosko	1	9	9.0	0	Alvin Haymond	9	168	18.7	2	Mark Kafentzis	1	59	59.0	0
Neal Petties	1	9	9.0	0	Duane Bickett	9	46	5.1	0	Gene Lipscomb	1	49	49.0	0
Norman Davis	1	8	8.0	0	John Boyer	8	62	7.8	0	Mustafah Muhammad	1	40	40.0	0
Cleveland Franklin	1	8	8.0	0	Dennis Goubatz	8	53	6.6	0	Kendall Williams	1	32	32.0	0
Ed Kovac	1	8	8.0	0	Kim Anderson	7	190	27.1	1	Dedric Mathis	1	31	31.0	0
Ed Toner	1	8	8.0	0	Chris Goode	7	183	26.1	0	Vernon Maxwell	1	31	31.0	0
Sanders Shiver	1	7	7.0	0	Jeff Burris	7	121	17.3	1	Tom Nowatzke	1	29	29.0	0
Keith Lee	1	6	6.0	0	Lloyd Mumphord	7	100	14.3	0	Alan Grant	1	25	25.0	0
Dee Mackey	1	6	6.0	0	Ray Oldham	7	76	10.9	0	Marv Matsuzak	1	23	23.0	0
Don Morrison	1	6	6.0	0	Nelson Munsey	7	71	10.1	1	Monty Montgomery	1	22	22.0	0
Matt Vanderbeek	1	6	6.0	0	Derrick Hachett	7	44	6.3	0	Trev Alberts	1	19	19.0	0
John Diehl	1	5	5.0	0	Willie Tullis	7	36	5.1	0	Bruce Plummer	1	18	18.0	0
Mark Jackson	1	5	5.0	0	Wendell Harris	6	149	24.8	0	Mark Brethauer	1	17	17.0	0
Chuck McMillan	1	5	5.0	0	James Burroughs	6	111	18.5	1	Ted Davis	1	15	15.0	0
Tom Rudnik	1	5	5.0	0	Dick Szymanski	6	39	6.5	1	Art DeCarlo	1	14	14.0	0
James Perryman	1	4	4.0	0	Barry Krauss	6	33	5.5	0	Derwin Gray	1	14	14.0	0
Marcus Pollard	1	4	4.0	0	Jeff Herrad	5	138	27.6	1	Lonnie Hepburn	1	14	14.0	0
Ken Gregory	1	3	3.0	0	Sanders Shiver	5	119	23.8	1	Roy Hillon	1	13	13.0	0
Quintus McDonald	1	3	3.0	0	Tate Randle	5	107	21.4	0	Mike Woods	1	13	13.0	0
Paul Shields	1	3	3.0	0	Tyrone Poole	5	86	17.2	0	Stephen Grant	1	9	9.0	0
Randy Burke	1	2	2.0	0	Jim Welch	5	79	15.8	0	Jon Hand	1	8	8.0	0
Steve Hathaway	1	2	2.0	0	Ashley Ambrose	5	62	12.4	0	Barry Brown	1	7	8.0	0
Tim Sherwin	1	2	2.0	0	Doug Nettles	5	60	12.0	0	Lee Davis	1	7	7.0	0
Jack Mildren	1	1	1.0	0	Bob Grant	5	39	7.8	1	Leo Sanford	1	7	7.0	0
Billy Austin	1	0	0.0	0	John Sample	5	37	7.4	0	Alex Agase	1	5	5.0	0
Michael Ball	1	0	0.0	0	Ray May	4	107	26.8	0	Michael Ball	1	5	5.0	0
Dick Bielecki	1	0	0.0	0	Jesse Thomas	4	59	14.8	0	Don Dickel	1	5	5.0	0
Bobby Boyd	1	0	0.0	0	Leonard Coleman	4	36	9.0	0	Joe Ehrmann	1	5	5.0	0
Tom Curtis	1	0	0.0	0	Jack Potera	4	34	8.5	0	Billy Ray Smith	1	5	5.0	0
Milt Davis	1	0	0.0	0	Johnnie Cooks	4	25	6.3	0	Harvey Armstrong	1	4	4.0	0
Art DeCarlo	1	0	0.0	0	Doug Eggers	4	24	6.0	0	Walter Bryan	1	4	4.0	0
Glenn Doughty	1	0	0.0	0	Gary Glick	4	18	4.5	0	Cornell Holloway	1	4	4.0	0
John Huzvar	1	0	0.0	0	Tom MacLeod	3	87	29.0	0	Tito Wooten	1	4	4.0	0
Ralph Jarvis	1	0	0.0	0	David Tate	3	51	17.0	0	Anthony Green	1	3	3.0	0
David Macklin	1	0	0.0	0	Greg Bracelin	3	50	16.7	0	Mike Kaczmarek	1	2	2.0	0
Tom Mitchell	1	0	0.0	0	Tom Maxwell	3	46	15.3	0	Don Anderson	1	1	1.0	0
Billy Newsome	1	0	0.0	0	Jackie Burkett	3	44	14.7	0	Leonard Humphries	1	1	1.0	0
Ray Oldham	1	0	0.0	0	Bob Harrison	3	43	14.3	0	Gino Marchetti	1	1	1.0	0
George Radachowsky	1	0	0.0	0	Joe Campanella	3	35	11.7	0	Marcus Washington	1	1	1.0	0
George Radosevich	1	0	0.0	0	Damon Watts	3	30	10.0	0	Larry Anderson	1	0	0.0	0
Don Shula	1	0	0.0	0	Derrel Luce	3	22	7.3	0	Michael Barber	1	0	0.0	0
Derwin Gray	0	4	0.0	0	Preston Davis	3	17	5.7	0	Dick Barwegen	1	0	0.0	0
Stu O'Dell	0	10	0.0	0	Chip Banks	3	16	5.3	0	Craig Curry	1	0	0.0	0
					Quentin Coryatt	3	9	3.0	0	Tom Joyce	1	0	0.0	0
					Ed Simonini	3	4	1.3	0	Don Curtis	1	0	0.0	0
					Tony Blevins	2	115	57.5	1	Ed Mioduszewski	1	0	0.0	0
					Freddie Robinson	2	86	43.0	0	Henry Moore	1	0	0.0	0
					Jim Duncan	2	56	28.0	0	Jim Perryman	1	0	0.0	0
					Elijah Alexander	2	55	27.5	1	Reggie Pinkney	1	0	0.0	0
					Rico Clark	2	44	22.0	0	Ron Porter	1	0	0.0	0
					David Macklin	2	35	17.5	0	Thomas Randolph	1	0	0.0	0
					Bryant Jones	2	26	13.0	0	Rakcliff Thomas	1	0	0.0	0
					Scott Rodecic	2	26	13.0	0	Anthony Young	1	0	0.0	0
					Tony Stargell	2	26	13.0	0					
					Rex Kern	2	22	11.0	0					

**INTERCEPTIONS**

PLAYER	No.	Yds.	Avg.	TD
Bobby Boyd	57	994	17.4	4
Don Shinnick	37	255	6.9	0
Eugene Daniel	34	418	12.3	3
Jerry Logan	34	397	11.7	5
Andy Nelson	32	365	11.4	3
Rick Volk	31	518	16.7	1
Milt Davis	27	410	15.2	3
Mike Prior	27	351	13.0	1

## SCORING

PLAYER	TDS	RUSH	PASS	INT	FUM	KOR	PR	BLKD	PATs	FGs	S	2PT	TOTAL
Dean Biasucci									255-261	176-250			783
Lenny Moore					1	1							678
Lou Michaels									263-270	107-198	1		586
Raymond Berry	68		68										408
Toni Linhart									184-195	70-116			394
Mike Vanderjagt									112-112	86-96			370
Don McCauley	58	40	17			1							348
Tom Matte	57	45	12										342
Cory Blanchard									73-73	87-105			334
Steve Myhra									180-189	44-91			312
Marshall Faulk	51	42	9										306
Jimmy Orr	50		50										300
Marvin Harrison	47		47									4	290
Alan Ameche	44	40	4										264
Jim O'Brien	2		2						95-98	52-94			263
Lydell Mitchell	41	27	14										246
Raul Allegre									72-77	57-79			243
Jim Mutscheller	40		40										240
John Mackey	38		38										228
Edderinn James	35	26	9									1	212
Eric Dickerson	35	32	3										210
Curtis Dickey	34	26	8										204
Roger Carr	29		29										174
Albert Bentley	28	19	8					1					168
Bill Brooks	28		28										168
Bert Rechichar	4		3	1					56-63	28-81			164
Randy McMillan	26	24	2										156
Jerry Hill	25	22	3										150
Raymond Butler	24		24										144
Glenn Doughty	24		24										144
Willie Richardson	24		24										144
Steve Mike-Mayer									71-75	23-43			140
Alex Hawkins	20	10	10										120
Tom Mitchell	19		19										114
Jim Martin									32-35	24-39			104
Matt Bouza	17		17										102
Ken Dilger	17		17										102
Roosevelt Leaks	17	14	3										102
Tony Lorick	16	14	2										96
Norm Bulaich	14	12	2										84
Rodney Culver	14	10	3		1								84
Bert Jones	14	14											84
Mike Wood									35-39	16-28			83
Marcus Pollard	12		12									4	80
L.G. Dupre	13	8	5										78
Jessie Hester	13		13										78
Reese McCall	13		12					1					78
John Unitas	13	13											78
Joe Washington	13	5	7			1							78
Pat Beach	12		12										72
Sean Dawkins	12		12										72
Clarence Verdin	12		7			1	4						72
Dick Bielski	2		2						25-28	11-25			72
George Hunt									22-24	16-28			70
Raymond Chester	11		11										66
Eddie Hinton	11	2	9										66
Ray Perkins	11		11										66
Buddy Young	11	3	7			1							66
Floyd Turner	10		10									2	64
Don Nottingham	10	9						1					60
Terrence Wilkins	10		7		1	1	1						60
Bill Olds	9	5	4										54
George Wonsley	9	9											54
Aaron Bailey	8		6			2							48
Kerry Cash	7		7										42
Sam Havrilak	7	3	4										42
Roy Jefferson	7		7										42
Gary Kerkorian	2	2							12-13	6-12			42
Lorraine Small	7		7										42
Terry Cole	6	5	1										36
Marty Domres	6	6											36
Bernard Henry	6		6										36
Anthony Johnson	6	1	5										36
Ron Lee	6	5	1										36
Jerry Logan	6			5			1						36
Lenny Iyles	6	1	1	2		2							36
Cotton Speyzer	6		5			1							36
Carl Toseff	6	1	1				2	2					36
Lamont Warren	6	5	1										36
Bobby Boyd	5			4	1								30
Mark Boyer	5		5										30
Wayne Copers	5	1	4										30
John Huzvar	5	4	1										30
Stanley Morgan	5		5										30
George Shaw	5	5							0-1				30
George Toliaferro	5	2	3										30

2 0 0 1 I N D I A N A P O L I S C O L T S

PLAYER	TDS	RUSH	PASS	INT	FUM	KOR	PR	BLKD	PATs	FGs	S	2PT	TOTAL
Royce Womble	5		5										30
Buck McPhail									21-23	2-5			27
Chris Chandler	4	4											24
Eugene Daniel	4		3					1					24
Dan Edwards	4	4											24
Tom Fearster									24-26	0-3			24
Don Hardeman	4	3	1										24
Reggie Langhorne	4		4										24
Dee Mackey	4		4										24
Mike Pagel	4	4											24
Preston Pearson	4		2			2							24
Joe Perry	4	3	1										24
Jerry Richardson	4		4										24
Andre Rison	4		4										24
Mike Siani	4		4										24
Mike Cofer									9-9	4-9			21
Randy Burke	3		3								1		20
Mock Alston	3		3										18
Jason Belser	3			3									18
Ray Buchanan	3			3									18
Mike Curtis	3			2	1								18
Lloyd Colteryahn	3		3										18
Mill Davis	3			3									18
Cleveland Franklin	3	3											18
Owen Gill	3	3											18
Jim Harbaugh	3	3											18
Ted Hendricks	3				1			2					18
Dan Majkowski	3	3											18
Peyton Manning	3	3											18
Frank Middleton	3	2	1										18
Alvin Moore	3	3											18
Walter Murray	3		3										18
Andy Nelson	3			3									18
Roosevelt Potts	3	1	2										18
Billy Pricer	3	2	1										18
Tim Sherwin	3		2		1								18
Mark Smolinski	3	1	2										18
Jack Trudeau	3	3											18
Billy Vessels	3	2	1										18
Butch Wilson	3		3										18
Dan Miller									5-5	4-8			17
Steve Jordan									7-7	3-5			16
Tony Bennett	2				2								14
Gino Marchetti	2				2								14
Brian Stabilein	2		2										14
Flipper Anderson	2		2									1	12
Lyle Blackwood	2			2									12
Ordell Braase	2				2								12
Larry Braziel	2			1				1					12
Timmy Brown	2	2							1				12
Zack Crockett	2	1	1										12
Zach Dixon	2	1	1										12
Jim Duncan	2					2							12
Jeff George	2	2											12
Gary Hogeboom	2	2											12
Marshall Johnson	2		2										12
Alvin Haymond	2			2									12
Jeff Herrod	2			1	1								12
Greg Landry	2	1			1								12
Joe Don Looney	2	1	1										12
Derrel Luce	2				2								12
Jack Malfland	2	1	1										12
Nelson Munsey	2			1	1								12
James Noble	2		2										12
R.C. Owens	2		2										12
Tracy Porter	2		2										12
Freddie Scott	2		2										12
Marvin Sims	2	2											12
Mike Sommer	2	2											12
Bill Troup	2	2											12
Ricky Turner	2	2											12
Jackie Wallace	2			2									12
Stan White	2			2									12
Dave Young	2		2										12
Wendell Harris									6-9	1-3			9
Donnell Thompson	1				1								8
Elijah Alexander	1			1									6
Kim Anderson	1			1									6
Larry Anderson	1				1								6
John Andrews	1		1										6
Charles Arbuckle	1		1										6
Robert Blackmon	1				1								6
Tony Blevins				1									6
Dewell Brewer	1						1						6
Gordon Brown	1	1											6
Jeff Burris	1			1									6
James Burroughs	1			1									6
Fred Cook	1				1								6



2 0 0 1 I N D I A N A P O L I S C O L T S

PLAYER	TDS	RUSH	PASS	INT	FUM	KOR	PR	BLKD	PATs	FGs	S	2PT	TOTAL
Jahnie Cooks	1				1								6
Quentin Coryatt	1				1								6
Chad Cola	1				1								6
Brian DeRoo	1		1										6
Randy Dixon	1				1								6
Mal Embree	1		1										6
Steve Emtman	1			1									6
Jim Finn	1		1										6
Al Fontenot	1				1								6
Ron Gardin	1						1						6
Nesby Glasgow	1						1						6
Chris Goode	1				1								6
Alan Grant	1			1									6
Bob Grant	1			1									6
E.G. Green	1		1										6
Roy Hilton	1			1									6
Bernard Halsey	1				1								6
Ronald Humphrey	1					1							6
Mark Jackson	1		1										6
Joe Jones	1		1										6
Mark Kafentzis	1			1									6
Tom Kalmanir	1		1										6
Jimmie Kennedy	1		1										6
Matt Kofler	1	1											6
Barry Krauss	1		1										6
J.W. Lockett	1		1										6
Tim Manoa	1	1											6
Robbie Martin	1						1						6
Ray McElroy	1							1					6
Earl Morrall	1	1											6
Mustafah Muhammad	1			1									6
Billy Newsome	1			1									6
Tom Nowatzke	1	1											6
Joe Orduna	1	1											6
Jerome Pathon	1		1										6
Bill Pellington	1			1									6
Neal Petties	1		1										6
Robert Pratt	1				1								6
Mike Prior	1			1									6
James Pruitt	1		1										6
Charles Robinson	1				1								6
John Sample	1					1							6
Art Schlichter	1	1											6
Bill Schultz	1		1										6
Sanders Shiver	1			1									6
Phil Smith	1					1							6
Howard Stevens	1	1											6
Steve Stonebreaker	1				1								6
Charlie Stukes	1			1									6
Dick Szymanski	1			1									6
Keith Taylor	1			1									6
Jesse Thomas	1				1								6
Zollie Toth	1	1											6
Bolke Turner	1		1										6
Rick Volk	1			1									6
Jim Welch	1	1											6
Oliver Williams	1		1										6
Anthony Young	1				1								6
TEAM											3		6
Boris Shlapak									44	0-8			4
Jeff Leiding											2		4
Chad Bratzke											1		2
Jim Colvin											1		2
Richard Dent											1		2
Art Donovan											1		2
Ron Fernandes											1		2
Tom Finnin											1		2
Mike Humiston											1		2
Bruce Laird											1		2
Gene Lipscomb											1		2
Doug Nettles											1		2
Tate Randle											1		2
Bill Saul											1		2
Lebron Shields											1		2
Hosea Taylor											1		2
Josh Williams											1		2

## COLTS CHAMPIONSHIP GAMES

NFL CHAMPIONSHIP - DEC. 28, 1958  
YANKEE STADIUM

**BALTIMORE 23, NEW YORK, 17** - Quarterback Johnny Unitas took the Colts 80 yards in 13 plays, the last a one-yard carry by Alan Ameche through the right side of the Giant line at 8 minutes, 15 seconds of "sudden death" overtime. The regulation game ended 17-17 when Baltimore's Steve Myhra booted a 20-yard field goal seconds from the gun. It has been called "The Greatest Game Ever Played" and the 64,185 who watched it at Yankee Stadium agree.

Baltimore	0	14	0	3	6	23
New York	3	0	7	7	0	17

NFL CHAMPIONSHIP - DEC. 27, 1959  
BALTIMORE MEMORIAL STADIUM

**BALTIMORE 31, NEW YORK, 16** - The Giants led 9-7 after three periods by virtue of three field goals by Pat Summerall, but Baltimore's crack defensive backfield took charge in the final quarter, three times making interceptions that resulted in scores. Colt quarterback Johnny Unitas scored one TD and passed for two before a home crowd of 57,545 in Memorial Stadium.

New York	3	3	3	7	16
Baltimore	7	0	0	24	31

NFL CHAMPIONSHIP - DEC. 27, 1964  
CLEVELAND STADIUM

**CLEVELAND 27, BALTIMORE 0** - Both teams drew blanks in the first half but the Browns nailed down the World Championship with a 17-point third quarter. Quarterback Frank Ryan and fullback Jim Brown made the Cleveland attack click, as it rolled up 20 first downs to Baltimore's 11 and outgained the Colts, 339 to 181 yards. Ryan completed 11 of 18 passes for 206 yards and three touchdowns - all to end Gary Collins from distances of 18, 42 and 51 yards, while the brilliant Brown bulled for 114 yards on 27 shots as Cleveland controlled the ball. Attendance was 79,544.

Baltimore	0	0	0	0	0
Cleveland	0	0	17	10	27

NFL WESTERN DIVISION PLAYOFF -  
DEC. 26, 1965 LAMBEAU FIELD

**GREEN BAY 13, BALTIMORE 10** - A courageous effort by the undermanned Colts was doomed by a pair of Don Chandler field goals - one with 1:58 remaining from 22 yards to tie the score and a second of 25 yards to conclude 13:39 of "sudden-death" action. The Colts had jumped ahead 7-0, after 21 seconds of play when Don Shinnick scooped up Bill Anderson's fumble and trudged 25 yards to the end zone. They protected their edge tenaciously until the finish as Tom Matte went the route at quarterback, rushing for 57 yards and passing for 40. Zeke Bratkowski, subbing for the injured Bart Starr, completed 22 of 39 aeriels for 248 yards. The Packers ran 81 plays to the Colts' 59 and led in first downs, 23-9. Attendance was 50,484.

Baltimore	7	3	0	0	10
Green Bay	0	0	7	3	13

NFL PLAYOFF - DEC. 22, 1968  
BALTIMORE MEMORIAL STADIUM

**BALTIMORE 24, MINNESOTA 14** - It was a cold, rainy day when the Colts won the Western Conference championship. The Vikings provided some uncomfortable moments after the Colts obtained a big lead. It was not until late in the first half that the Colts were able to nab a 7-0 lead on Earl Morrall's pass to Tom Mitchell, after

Willie Richardson's diving catch of a 33-yard aerial put the ball at the three. John Mackey's touchdown reception and Mike Curtis' 60-yard return of a fumble made it 21-0 after three quarters. Viking quarterback Joe Kapp fired TD passes to Bill Martin and Bill Brown before time expired. Attendance was 60,238.

Minnesota	0	0	0	14	14
Baltimore	0	7	14	3	24

NFL CHAMPIONSHIP - DEC. 29, 1968  
CLEVELAND STADIUM

**BALTIMORE 34, CLEVELAND 0** - After a scoreless first period, Baltimore's Tom Matte scored two of his record-tying three touchdowns in a 17-point Colts' second quarter. Meanwhile, the capacity crowd of 80,628 saw the Browns held scoreless for only the second time in the club's history as the Colts registered their fourth shutout of the season.

Baltimore	0	17	7	10	34
Cleveland	0	0	0	0	0

SUPER BOWL III - JAN. 12, 1969  
MIAMI ORANGE BOWL

**NEW YORK JETS 16, BALTIMORE 7** - Attendance 75,337. Jets' quarterback Joe Namath "guaranteed" victory before the game, then led the AFL to its first Super Bowl victory over a Baltimore team that had lost one of 16 games all season. Namath completed 17 of 28 passes for 206 yards and directed a steady attack that dominated the NFL champions after the Jet defense had intercepted Colt quarterback Earl Morrall three times in the first half. The Jets had 337 total yards, including 121 yards rushing by Matt Snell. John Unitas, who had missed most of the season with a sore elbow, came off the bench and led Baltimore to its only touchdown late in the fourth quarter after New York led, 16-0.

New York (AFL)	0	7	6	3	16
Baltimore (NFL)	0	0	0	7	7

AFC PLAYOFF - DEC. 26, 1970  
BALTIMORE MEMORIAL STADIUM

**BALTIMORE 17, CINCINNATI 0** - Attendance 51,127. John Unitas connected with TD passes to Ray Jefferson and Ed Hinton and led the Colts into the AFC title game by defeating Cincinnati. The Baltimore defense came through on a cold, windy day and limited Cincinnati to 63 yards rushing and 76 yards passing. Norm Bulcich picked up 116 yards on 25 carries. Jim O'Brien connected with a 44-yard FG and missed one from the same distance. A 49-yard FG try by Horst Muhlmann was blocked by Ray May. Mike Curtis made the game's only interception, picking off one of Virgil Carter's fourth-period passes, to set up an eventual final Colt score.

Cincinnati	0	0	0	0	0
Baltimore	7	3	0	7	17

AFC CHAMPIONSHIP - JAN. 3, 1971  
BALTIMORE MEMORIAL STADIUM

**BALTIMORE 27, OAKLAND 17** - Attendance 56,368. Johnny Unitas' passing and play calling, and the running of rookie Norm Bulcich powered the Colts to the AFC Championship. Bulcich scored twice and Unitas picked up 245 yards on 111 completions, with his key one coming in the fourth quarter on a 68-yard touchdown reception by Ray Perkins out of a formation with four wide receivers. George Blanda threw TD passes to Fred Biletnikoff and Warren Wells, but was

intercepted three times. Ed Hinton caught five passes for 115 yards.

Oakland	0	3	7	7	17
Baltimore	3	7	10	7	27

SUPER BOWL V - JAN. 17, 1971  
MIAMI ORANGE BOWL

**BALTIMORE 16, DALLAS 13** - Attendance 79,204. Colts' rookie Jim O'Brien climaxed one of the zaniest professional football games ever played by lofting a 32-yard field goal through the uprights with five seconds left to give Baltimore a 16-13 Super Bowl win. The brutal defensive struggle resulted in 11 turnovers, which prevented a fluid, artistic performance but contributed to the drama of the contest. Dallas nearly put the game away early in the third period when, leading 13-6, the Cowboys recovered Jim Duncan's fumble on the 2nd half kickoff and zipped to the Colts' two. Duane Thomas, however, fumbled on the next play. Rick Volk powered Baltimore with the opportunity to tie halfway through the fourth period when he intercepted Craig Morton on the Dallas 33 and returned it to the three. Tom Nowatzki scored and it was 13-13. Mike Curtis intercepted another Morton pass on the Dallas 41 in the final minute and ran it back to the 28. The Colts stopped the clock with nine seconds left and O'Brien made history. Morton's desperation pass on the final play of the game was intercepted by Jerry Logan.

Baltimore (AFC)	0	6	0	10	16
Dallas (NFC)	3	10	0	0	13

AFC PLAYOFF - DEC. 26, 1971  
CLEVELAND STADIUM

**BALTIMORE 20, CLEVELAND 3** - Attendance 74,082. Don Nottingham, playing for the injured Norm Bulcich, scored two TDs and rushed for 92 yards, while Baltimore's strong defense dominated play in a 20-3 victory over Cleveland. Jim O'Brien added two field goals for the Colts and Don Cockroft, who had two kicks blocked by Bubba Smith, produced the Brown's only points. Rick Volk intercepted two of Bill Nelsen's passes and Charlie Stukes picked off a third. John Unitas blended the strong running of Nottingham with passes to his favorite target, tight end Tom Mitchell, who caught 5 for 73 yards.

Baltimore	0	14	3	3	20
Cleveland	0	0	3	0	3

AFC CHAMPIONSHIP - JAN. 2, 1972  
MIAMI ORANGE BOWL

**MIAMI 21, BALTIMORE 0** - Attendance 75,629. The Colts, playing without starting running backs Norm Bulcich and Tom Matte, still compiled 302 yards to Miami's 286, but were damaged by the Dolphins' big plays - Bob Griese's 75i pass to Paul Warfield in the first period and Dick Anderson's 62i interception return in the third quarter. Larry Csonka carried five yards for a fourth quarter touchdown for Miami. John Unitas completed 20 of 36 passes for 224 yards, but Colts were shutout for the first time since Dec. 5, 1965.

Baltimore	0	0	0	0	0
Miami	7	0	7	7	21

AFC PLAYOFF - DEC. 27, 1975  
THREE RIVERS STADIUM

**PITTSBURGH 28, BALTIMORE 10** - Attendance 49,053. The Colts kept the game close with the defending Super Bowl champions until the final period, even without the services of starting QB Bert Jones. Jones sustained a severe bruise to his throwing arm on the first

offensive series and was unable to return until the fourth quarter. Backup Marty Domres generated a second quarter score with a 5-yard TD toss to Glenn Doughty. The Colts trailed 14-10 after three quarters before Pittsburgh's Terry Bradshaw scored on a 2-yard run midway through the final period. Andy Russell iced the victory in the final two minutes when he returned a Jones fumble 93 yards.

Baltimore	0	7	3	0	10
Pittsburgh	7	0	7	14	28

**AFC PLAYOFF - DEC. 19, 1976**  
**BALTIMORE MEMORIAL STADIUM**

**PITTSBURGH 40, BALTIMORE 14** - Attendance 60,020. The Colts were playing "catch-up" ball all afternoon as the Steelers struck early and often. On the third play of the game, Pittsburgh stunned the Colts defense with a 76-yard TD bomb from Terry Bradshaw to Frank Lewis. Baltimore countered with a first quarter Bert Jones TD pass to Roger Carr covering 17 yards, but it would be the Colts' only score until the final period. A 60-yard kickoff return by Theo Bell and a 50-yard Franco Harris run were key plays in building the Steelers' 26-7 halftime lead. The Pittsburgh offense amassed 526 total yards as Bradshaw threw for 264 and Harris picked up 132 on the ground.

Pittsburgh	9	17	0	14	40
Baltimore	7	0	0	7	14

**AFC PLAYOFF - DEC. 24, 1977**  
**BALTIMORE MEMORIAL STADIUM**

**OAKLAND 37, BALTIMORE 31** - Attendance 60,763. In one of the longest football games ever played, the Colts and Raiders needed six quarters to decide their AFC playoff game. An Errol Mann 22-yard FG with only 26 seconds left in regulation tied the game at 31. After a scoreless fifth quarter, Oakland ended the game when Ken Stabler hit Dave Casper for a 10-yard score. The lead changed hands nine times throughout the game. The Colts had some outstanding individual efforts in all facets of the game. Ron Lee came off the bench to rush for 46 yards and two TDs on 11 carries. Bruce Laird intercepted two passes and returned one 61 yards for a TD. Marshall Johnson raced 87 yards with a kickoff for a score.

Oakland	7	0	14	10	0	6	37
Baltimore	0	10	7	14	0	0	31

**AFC PLAYOFF - JAN. 9, 1988**  
**CLEVELAND STADIUM**

**CLEVELAND 38, INDIANAPOLIS 21** - Attendance 79,838. The Colts and Browns traded first half touchdowns before Cleveland seized control with 17 unanswered second-half points on the way to a 38-21 win. Cleveland held a slight edge (404-315) in net yards, and held running back Eric Dickerson to 50 yards on 15 rushes. Bernie Kosar was 20 of 31 for 229 yards and three scores, while Jack Trudeau hit 21 of 33 tosses for 251 yards and two touchdowns.

Indianapolis	7	7	0	7	21
Cleveland	7	7	7	17	38

**AFC WILDCARD - DEC. 31, 1995**  
**SAN DIEGO JACK MURPHY STADIUM**

**INDIANAPOLIS 35, SAN DIEGO 20** - Attendance 61,182. The Colts posted their first playoff win since 1971 as Jim Harbaugh tossed two scoring passes and ran for a touchdown, while rookie Zack Crockett set a club playoff rushing mark with 147 yards on 13 carries. The Colts made the sixth lead change of the game stand when Harbaugh hit Sean Dawkins on a 42t pass late in the third quarter. Crockett, who tallied on a 33t first-half rush, burst a 66t dash in the final quarter to decide the outcome. The Colts intercepted Stan Humphries four times. Crockett was one of 12 Colts not born when the team last won a playoff game.

Indianapolis	0	14	7	14	35
San Diego	3	7	7	3	20

**AFC PLAYOFF - JAN. 7, 1996**  
**ARROWHEAD STADIUM**

**INDIANAPOLIS 10, KANSAS CITY 7** - Attendance 77,594. The Colts topped the AFC top-seeded Chiefs, 10-7, when Lin Elliott's 42-yard field goal was wide left with :37 remaining. Jim Harbaugh guided the club on a marathon 18-play, 77-yard second-quarter march to tie the contest with a 5t toss to Floyd Turner. The Colts pirated three Kansas City passes, one by Ashley Ambrose that set up a 30-yard Cary Blanchard third-quarter field goal. Fourth-quarter interceptions by Quentin Coryatt and Eugene Daniel helped spoil the Chiefs' 8-0 home mark. The game was played in 11-degree weather with a wind chill of -9 degrees. The win tied Ted Marchibroda with Don Shula as the winningest head coach in club history.

Indianapolis	0	7	3	0	10
Kansas City	7	0	0	0	7

**AFC CHAMPIONSHIP - JAN. 14, 1996**  
**THREE RIVERS STADIUM**

**PITTSBURGH 20, INDIANAPOLIS 16** - Attendance 61,062. In one of the most compelling AFC Championship Games, the Colts' title bid ended when a Jim Harbaugh desperation end zone pass at the gun eluded the grasp of Aaron Bailey. The game stood 13-9 in Pittsburgh's favor in the final quarter when Harbaugh hit Floyd Turner on a 47t strike with 8:46 to go. Unable to run out the clock, the Colts punted to Pittsburgh with 3:03 remaining. Neil O'Donnell teamed with Ernie Mills on a 37-yard pass to the Colts' one, where Bam Morris tallied with 1:34 left. Harbaugh marched the Colts from their 15 to the Steelers' 29 with :05 left before his final pass fell incomplete.

Indianapolis	3	3	3	7	16
Pittsburgh	3	7	3	7	20

**AFC WILDCARD - DEC. 29, 1996**  
**THREE RIVERS STADIUM**

**PITTSBURGH 42, INDIANAPOLIS 14** - Attendance 58,078. Pittsburgh rushed for 231 yards and five touchdowns to eliminate the Colts from the playoffs, 42-14. Eugene Daniel's 59t interception return and Aaron Bailey's 9t reception from Jim Harbaugh (12-32-134, 1 TD/int.) gave the Colts a 14-13 halftime lead. Pittsburgh exploited Indianapolis on the ground, rolling to a 190-yard advantage. The game turned in the third quarter with a 91-yard TD drive by Pittsburgh. The Steelers tallied 21 points in the final quarter. It was the first time the Colts made the playoffs in consecutive seasons since 1975-77.

Indianapolis	0	14	0	0	14
Pittsburgh	10	3	8	21	42

**AFC PLAYOFF - JAN. 16, 2000**  
**RCA DOME**

**TENNESSEE 19, INDIANAPOLIS 16** - Attendance 57,097. A 9-6 field goal struggle through 30 minutes turned to Tennessee's advantage early in the third period on RB-Eddie George's (26-162, 1 TD) 68t rush. The Titans pushed the count to 19-9 on four K-Al Del Greco field goals, while the Colts were held in check on offense. QB-Peyton Manning (19-43-227) scored on a 15t rush with 1:51 left, but the Colts could threaten no further. The Colts were out-rushed 197-78, and Manning was under pass rush pressure throughout the game. This was the club's first playoff game as hosts since 1977.

Tennessee	0	6	7	6	19
Indianapolis	3	6	0	7	16

**AFC WILDCARD - DEC. 30, 2000**  
**PRO PLAYER STADIUM**

**MIAMI 23, COLTS, 17** - Attendance 73,193. Indianapolis surrendered a 14-0 lead in dropping a 23-17 overtime decision at Miami. K-Mike Vanderjagt hit field goals of 32, 26 and 50 yards, but missed from 49 yards 5:44 into overtime. QB-Peyton Manning was 17-32-194, 1 TD and RB-Edgerrin James was 21-107 rushing, but the Colts' defense yielded 258 rushing yards. RB-Lamar Smith's (40-209, 2 TDs) 17t rush 11:26 into overtime decided the contest.

Indianapolis	3	11	0	3	0	17
Miami	0	0	7	10	6	23

**K-Jim O'Brien's 32-yard field goal with :05 left won Super Bowl V for the Colts, 16-13 over Dallas.**



# PLAYOFF SUMMARY

## NFL CHAMPIONSHIP GAME — December 28, 1958 - Yankee Stadium

COLTS	0	14	0	3	6	23
NEW YORK	3	0	7	7	0	17

### SCORING SUMMARY

NYG	Summerall	36	FG
Colts	Ameche	2	run (Myhra kick)
Colts	Berry	15	pass from Unitas (Myhra kick)
NYG	Triplett	1	run (Summerall kick)
NYG	Gifford	15	pass from Conerly (Summerall kick)
Colts	Myhra	20	FG
Colts	Ameche	1	run (no attempt)

### COLTS STARTING LINEUP

Raymond Berry	WR	LE	Gino Marchetti
Jim Parker	LT	LT	Art Donovan
Art Spinney	LG	RT	Gene Lipscomb
Buzz Nutter	C	RE	Don Joyce
Alex Sandusky	RG	LLB	Leo Sanford
George Preas	RT	MLB	Bill Pellington
Jim Mutscheller	TE	RLB	Don Shinnick
Lenny Moore	WR	LCB	Carl Taseff
John Unitas	QB	RCB	Milt Davis
L.G. Dupre	RB	LS	Andy Nelson
Alan Ameche	RB	RS	Ray Brown

### SUBSTITUTIONS

K-Steve Myhra, P-Ray Brown; Offense: QB-George Shaw; RBs-Jack Call, Art DeCarlo, Lenny Lyles, Billy Price; WR-Bert Rechichar; OL-Fred Thurston, Steve Myhra, Sherman Plunkett; Defense: DL-Ordell Braase, Ray Krouse; DBs-John Sample, Jackie Simpson

### TOTAL FIRST DOWNS

Rushing	27
Passing	17
Penalty	1
<b>TOTAL NET YARDS</b>	<b>452</b>
Total Plays	83
Avg. Per Play	5.5
<b>NET YARDS RUSHING</b>	<b>138</b>
Total Rushes	39
<b>NET YARDS PASSING</b>	<b>314</b>
Passing A-C-I	40-26-1
Tackled/Yds Lost	4/35
Gross Yards	349
Completion Pct.	65.0
<b>PUNTS/AVERAGE</b>	<b>4/50.8</b>
<b>PENALTIES/YARDS</b>	<b>3/15</b>
<b>FUMBLIES/BALL LOST</b>	<b>2/2</b>
<b>TDs R-P-Def-Rt</b>	<b>2-1-0-0</b>
<b>FIELD GOALS</b>	<b>27,46,20</b>

### RUSHING

No.	Yds.	Avg.	LG	TD
Ameche	14	65	4.6	23
Dupre	11	30	2.7	10
Moore	8	23	2.9	10
Unitas	6	20	3.3	15
<b>COLTS</b>	<b>39</b>	<b>138</b>	<b>3.5</b>	<b>23</b>
Gifford	12	60	5.0	38
Webster	9	24	2.7	8
Triplett	5	12	2.4	8
Conerly	2	5	2.5	5
King	3	-13	-4.3	4
<b>GIANTS</b>	<b>31</b>	<b>88</b>	<b>2.8</b>	<b>38</b>

### COLTS GIANTS

27	10
17	7
1	0
452	266
83	52
5.5	5.1
138	88
39	31
314	178
40-26-1	18-12-0
4/35	3/22
349	200
65.0	65.7
4/50.8	6/45.6
3/15	2/22
2/2	6/4
2-1-0-0	1-1-0-0
<b>27,46,20</b>	<b>36</b>

### RECEIVING

No.	Yds.	Avg.	LG	TD
Berry	12	178	14.8	25
Moore	6	101	16.8	60
Mutscheller	3	46	15.3	32
Ameche	3	17	10.0	10
Dupre	2	7	5.7	4
<b>COLTS</b>	<b>26</b>	<b>349</b>	<b>13.4</b>	<b>60</b>
Gifford	3	15	5.0	151
Rote	2	76	38.0	62
Schnelker	2	63	31.5	46
Webster	2	16	8.0	9
Triplett	2	15	7.5	9
McAtee	1	15	15.0	15
<b>GIANTS</b>	<b>12</b>	<b>200</b>	<b>16.7</b>	<b>62</b>

### INTERCEPTIONS

No.	Yds.	Avg.	LG	TD
<b>COLTS</b>	<b>None</b>			
Crow	1	5	5.0	5
<b>GIANTS</b>	<b>1</b>	<b>5</b>	<b>5.0</b>	<b>5</b>

### PUNTING

No.	Yds.	Avg.	Net	TB	LG	Bk.
Brown	4	203	50.8	44.0	0	57
<b>COLTS</b>	<b>4</b>	<b>203</b>	<b>50.8</b>	<b>44.0</b>	<b>0</b>	<b>57</b>
Chandler	6	274	45.6	44.0	0	53
<b>GIANTS</b>	<b>6</b>	<b>274</b>	<b>45.6</b>	<b>44.0</b>	<b>0</b>	<b>53</b>

### PUNT RETURNS

No.	Yds.	Avg.	LG	TD
Taseff	4	10	2.5	7
Moore	1	0	0.0	0
<b>COLTS</b>	<b>5</b>	<b>10</b>	<b>2.0</b>	<b>7</b>
Maynard	2	13	6.5	9
Patton	1	14	14.0	14
Crow	1	0	0.0	0
<b>GIANTS</b>	<b>4</b>	<b>27</b>	<b>6.8</b>	<b>14</b>

### KICKOFF RETURNS

No.	Yds.	Avg.	LG	TD
Lyles	2	39	19.5	20
Simpson	1	23	23.0	23
<b>COLTS</b>	<b>3</b>	<b>62</b>	<b>20.7</b>	<b>23</b>
Maynard	2	31	15.5	21
Triplett	1	21	21.0	21
<b>GIANTS</b>	<b>3</b>	<b>52</b>	<b>17.3</b>	<b>21</b>

PASSING	Att.	Comp.	Yds.	Pct.	Avg./Att.	TD	%TD	Int.	%Int.	LG	Sacked	Rating
Unitas	40	26	349	65.0	8.73	1	2.5	1	2.5	60	4/35	90.5
<b>COLTS</b>	<b>40</b>	<b>26</b>	<b>349</b>	<b>65.0</b>	<b>8.73</b>	<b>1</b>	<b>2.5</b>	<b>1</b>	<b>2.5</b>	<b>60</b>	<b>4/35</b>	<b>90.5</b>
Conerly	14	10	187	71.4	13.36	1	7.1	0	0.0	62	3/22	137.5
Heinrich	4	2	13	50.0	3.25	0	0.0	0	0.0	7	0/0	57.3
<b>GIANTS</b>	<b>18</b>	<b>12</b>	<b>200</b>	<b>66.7</b>	<b>11.11</b>	<b>1</b>	<b>5.5</b>	<b>0</b>	<b>0.0</b>	<b>62</b>	<b>3/22</b>	<b>122.5</b>



RB-Alan Ameche scored at 8:15 of overtime as the Colts beat the New York Giants, 23-17, on December 28, 1958 in "The Greatest Game Ever Played".

## NFL CHAMPIONSHIP GAME — December 27, 1959 - Memorial Stadium

NEW YORK COLTS	3	3	0	3	7	16																																															
COLTS	7	0	0	24	31																																																
<b>SCORING SUMMARY</b>						TOTAL FIRST DOWNS		COLTS		GIANTS		RECEIVING		No.		Yds.		Avg.		LG		TD																															
Moore 59 pass from Unitas (Myhra kick)						13		16		Berry		5		68		13.6		28		0		1																															
Summerall 23 FG						Rushing		3		Mutscheller		5		40		8.0		15		0		1																															
Summerall 37 FG						Passing		10		Moore		3		126		42.0		59		1		1																															
Summerall 22 FG						Penalty		0		Prizer		1		7		3.5		9		0		0																															
Unitas 4 run (Myhra kick)						TOTAL NET YARDS		280		Richardson		1		12		12.0		12		1		1																															
Richardson 12 pass from Unitas (Myhra kick)						NET YARDS RUSHING		73		Amehche		1		12		12.0		12		1		1																															
Sample 42 interception return (Myhra kick)						Total Rushes		25		Sommer		1		-1		-1.0		-1		0		0																															
Myhra 25 FG						NET YARDS PASSING		207		Schneiker		9		175		19.4		48		1		1																															
Schneiker 32 pass from Conery (Summerall kick)						Passing A-CI		29-18-0		King		4		41		7.4		11		1		1																															
						Tackled/Yds Lost		NA/57		Rote		2		41		20.5		22		0		0																															
						Completion Pct.		62.1		Gifford		1		19		19.0		19		0		0																															
						PUNTS/AVERAGE		6/37.1		Triplet		1		-2		-2.0		-2		0		0																															
						PENALTIES/YARDS		4/20		GIANTS		17		250		14.7		48		1		1																															
						FUMBLES/BALL LOST		1/0																																													
						TDs R-P-Def-Rt		1-2-1-0																																													
						FIELD GOALS		42.25		23.37.22																																											
<b>COLTS STARTING LINEUP</b>						RUSHING		No.		Yds.		Avg.		LG		TD																																					
Raymond Berry WR LE Gino Marchetti						Ameche		9		31		3.4		6		0																																					
Jim Parker LT LT Art Donovan						Sommer		6		15		2.5		5		0																																					
Art Spinney LG RT Gene Lipscomb						Prizer		4		14		3.5		4		0																																					
Bazz Nutter C RE Don Joyce						Moore		4		7		1.8		3		0																																					
Alex Sandusky RG LLB Bill Pellington						COLTS		25		73		2.9		6		1																																					
Alex Preas RT MLB Dick Szymanski						Gifford		9		50		5.6		23		0																																					
Jim Mutscheller TE RLB Don Shinnick						Triplet		5		37		7.4		28		0																																					
Lenny Moore WR LCB Carl Taseff						Webster		8		25		3.1		9		0																																					
John Unitas QB RCB Milt Davis						King		3		6		2.0		4		0																																					
Mike Sommer RB LS Andy Nelson						GIANTS		25		118		4.7		28		0																																					
Alan Ameche RB RS John Sample																																																					
<b>SUBSTITUTIONS</b>																																																					
K/Steve Myhra, P/WR-Dave Sherer; Offense: RBs-Alex Hawkins, Billy Prizer, Harold Lewis; OL-Sherman Plunkett; Defense: DL-Ray Kroese, Ordell Brown, Ed Cooke; LB-Mary Matuszak; DBs-Ray Broasie, Jackie Simpson; DNP-DB-Bert Reichhar																																																					
<b>PASSING</b>						TD						%TD						Int.						%Int.						LG						Sacked						Rating											
Unitas 29 18 264 62.1 9.10						2						6.9						0						0.0						59						NA/57						114.7											
COLTS 29 18 264 62.1 9.10						2						6.9						0						0.0						59						NA/57						114.7											
Casperly 35 16 232 45.7 6.63						1						2.9						2						5.7						48						NA/45						53.5											
Gifford 2 1 18 50.0 9.00						0						0.0						0						1						50.0						18						0/0						41.7					
King 1 0 0 0.0 0.00						0						0.0						0						0						0						0						0						39.6					
GIANTS 38 17 250 44.7 6.58						1						2.6						3						7.9						48						NA/45						42.7											

## NFL CHAMPIONSHIP GAME — December 27, 1964 - Municipal Stadium

COLTS CLEVELAND	0	0	0	0	0																																										
COLTS	0	0	17	10	27																																										
<b>SCORING SUMMARY</b>						TOTAL FIRST DOWNS		COLTS		BROWNS		RECEIVING		No.		Yds.		Avg.		LG		TD																									
Groza 43 FG						11		20		Berry		3		38		12.7		23		0		0		0																							
Collins 18 pass from Ryan (Groza kick)						Rushing		5		Lorick		3		18		6.0		8		0		0		0																							
Collins 42 pass from Ryan (Groza kick)						Passing		4		Orr		2		31		15.5		16		0		0		0																							
Collins 51 pass from Ryan (Groza kick)						Penalty		2		Moore		2		4		2.0		9		0		0		0																							
Groza 10 FG						3rd Dwn M/A/Pct		4/10		40.0		5/12		41.7																																	
						4th Dwn M/A/Pct		0/0		0.0		0/0		0.0																																	
						TOTAL NET YARDS		181		339		COLTS		12		95		7.9		23		3		3																							
						Total Plays		47		60		Collins		5		130		26.0		51		0		0																							
						Avg. Per Play		3.9		5.7		Brown		3		37		12.3		23		0		0																							
						NET YARDS RUSHING		92		142		Brewer		2		26		13.0		13		0		0																							
						Total Rushes		25		41		Warfield		1		13		13.0		13		0		0																							
						NET YARDS PASSING		89		197		BROWNS		11		206		18.7		51		3		3																							
						Passing A-CI		20-12-2		18-11-1		INTERCEPTIONS		No.		Yds.		Avg.		LG		TD																									
						Tackled/Yds Lost		2/6		1/9		Shinnick		1		14		14.0		14		0		0																							
						Completion Pct.		60.0		61.1		COLTS		1		14		14.0		14		0		0																							
						PUNTS/AVERAGE		4/33.7		3/44.0		Beach		1		9		9.0		9		0		0																							
						PENALTIES/YARDS		5/48		7/59		Costello		1		1		1.0		1		0		0																							
						FUMBLES/BALL LOST		2/2		0/0		BROWNS		2		10		10.0		9		0		0																							
						TDs R-P-Def-Rt		0-0-0-0		0-3-0-0		PUNTING		No.		Yds.		Avg.		Net		TB		LG		Blk.																					
						FIELD GOALS		None		43.10		Gilburg		4		135		33.7		30.5		0		45		0																					
<b>RUSHING</b>						TD						%TD						Int.						%Int.						LG						Sacked						Rating					
Moore						9						40						4.4						15						0																	
Hill						9						31						3.4						8						0																	
Unitas						6						30						5.0						16						0																	
Boyd						1						-9						-9.0						-9						0																	
COLTS						25						92						3.7						16						0																	
Brown						27						114						4.2						46						0																	
Green						10						29						2.9						9						0																	
Ryan						3						2						0.7						4						0																	
Warfield						1						-3						-3.0						-3						0																	
BROWNS						41						142						3.5						46						0																	
<b>SUBSTITUTIONS</b>																																															
K/DeLoo Michaels, P/OT-Tom Gilburg; Offense: RBs-Alex Hawkins, Tony Lorick, Tom Matte, Joe Don Looney; WRs-Naál Petties, Butch Wilson; OL-Lou Kroocoo; Dan Sullivan; Defense: DL-Billy Ray Smith, John Diehl; LBs-Ted Davis, Jackie Burkett; DB-Wendell Harris; DNP-QB Gary Cuozzo, DB-Alvin Haymond, WR-Willie Richardson																																															
<b>PASSING</b>						TD						%TD						Int.						%Int.						LG						Sacked						Rating					
Unitas 20 12 95 60.0 4.75						0						0.0						2						10.0						23						2/6						32.3					
COLTS 20 12 95 60.0 4.75						0						0.0						2						10.0						23						2/6						32.3					
Ryan 18 11 206 61.1 11.44						3						16.7						1						5.6						51						1/9						117.1					
BROWNS 18 11 206 61.1 11.44						3						16.7						1						5.6						51						1/9						117.1					
<b>PUNT RETURNS</b>						No.						FC						Yds.						Avg.						LG						TD											
Lorick						1						15						15.0						15						0						0											
Matte						1						12						12.0						12						0						0											
Team						1						2						2.0						2						0						0											
COLTS						3						29						9.7						15						0						0											
Roberts						1						21						21.0						21						0						0											
BROWNS						1						21						21.0						21						0						0											

WESTERN CONFERENCE CHAMPIONSHIP — December 26, 1965 - Lambeau Field

COLTS	7	3	0	0	0	10
GREEN BAY	0	0	7	3	3	13

SCORING SUMMARY

Colts	Shinnick 25 fumble return (Michaels kick)
GB	Michaels 15 FG
Colts	Hornung 1 run (Chandler kick)
GB	Chandler 22 FG
GB	Chandler 25 FG

COLTS STARTING LINEUP

Raymond Berry	WR	IE	Lou Michaels
Bob Vogel	LT	IT	Billy Ray Smith
Jim Parker	LG	RT	Fred Miller
Dick Szymanski	C	RE	Ordell Braose
Alex Sandusky	RG	LLB	Steve Stonebreaker
George Preas	RT	MLB	Dennis Goubatz
John Mackey	TE	RLB	Don Shinnick
Jimmy Orr	WR	LCB	Bob Boyd
Tom Matte	QB	RCB	Lenny Lyles
Jerry Hill	RB	LS	Jerry Logan
Lenny Moore	RB	RS	Wendell Harris

SUBSTITUTIONS

K/DE-Lou Michaels, P/OI-Tom Gilburg; Offense: RBs-Tony Loric, Mike Curtis; WRs-Alex Hawkins, Neal Petties, Butch Wilson; OL-Dan Sullivan, Buzz Nutter; Glenn Resler; Defense: DL-Roy Hilton; LBs-Mike Strolfano, Ted Davis; DBs-Jim Welch, Alvin Haymond; DNP- T-Guy Reese, WR-Willie Richardson

PASSING	Att.	Comp.	Yds.	Pct.	Avg./Att.	TD	%TD	Int.	%Int.	LG	Sacked	Rating
Matte	12	5	40	41.7	3.33	0	0.0	0	0.0	16	1/8	50.7
COLTS	12	5	40	41.7	3.33	0	0.0	0	0.0	16	1/8	50.7
Braikowski	39	22	248	56.4	6.36	0	0.0	2	5.1	33	1/8	54.2
Starr	1	1	10	100.0	10.00	0	0.0	0	0.0	10	0/0	108.3
Hornung	1	0	0	0.0	0.00	0	0.0	0	0.0	0	0/0	39.6
PACKERS	41	23	258	56.1	6.29	0	0.0	2	4.9	33	1/8	54.7

TOTAL FIRST DOWNS

Rushing	6	9
Passing	2	11
Penalty	1	3
3rd Dwn M/A/Pct	6/17 35.3	8/18 44.4
4th Dwn M/A/Pct	0/1 0.0	0/1 0.0
TOTAL NET YARDS	175	362
Total Plays	60	81
Avg. Per Play	2.9	4.7
NET YARDS RUSHING	143	112
Total Rushes	47	39
NET YARDS PASSING	32	250
Passing A-C-I	12-5-0	41-23-2
Tackled/Yds Lost	1/8	1/8
Gross Yards	40	258
Completion Pct	41.7	56.1
PUNTS/AVERAGE	8/41.2	5/42.6
PENALTIES/YARDS	3/59	4/40
FUMBLES/BALL LOST	1/1	3/2
TDs R-P-DefRt	0-0-1-0	0-0-0-0
FIELD GOALS	15.47	47.22.25

RUSHING	No.	Yds.	Avg.	LG	TD
Matte	17	57	3.4	9	0
Hill	16	57	3.6	10	0
Moore	12	33	2.8	10	0
Loric	1	1	1.0	1	0
Gilburg	1	-5	-5.0	-5	0
COLTS	47	143	3.0	10	0
Taylor	23	60	2.6	2	0
Hornung	10	33	3.3	8	1
Pitts	3	14	4.7	6	0
Moore	3	5	1.7	2	0
PACKERS	39	112	2.9	8	1

RECEIVING	No.	Yds.	Avg.	LG	TD
Mackey	3	25	8.3	16	0
Moore	2	15	7.5	9	0
COLTS	5	40	8.0	16	0
Anderson	8	78	9.8	18	0
Dowler	5	50	10.0	12	0
Hornung	4	42	10.5	19	0
Dale	3	63	21.0	33	0
Taylor	2	29	14.5	20	0
Moore	1	-4	-4.0	-4	0
PACKERS	23	258	11.2	33	0

INTERCEPTIONS	No.	Yds.	Avg.	LG	TD
Logan	1	12	12.0	12	0
Boyd	1	6	6.0	6	0
COLTS	2	18	9.0	12	0
PACKERS	None				

PUNTING	No.	Yds.	Avg.	Net	TB	LG	Bk.
Gilburg	8	330	41.2	39.1	0	48	0
COLTS	8	330	41.2	39.1	0	48	0
Chandler	5	213	42.6	38.4	0	51	0
PACKERS	5	213	42.6	38.4	0	51	0

PUNT RETURNS	No.	FC	Yds.	Avg.	LG	TD
Haymond	4	0	21	5.3	9	0
Hawkins	1	0	0	0.0	0	0
COLTS	5	0	21	4.2	9	0
Pitts	3	0	17	5.7	10	0
Wood	3	1	0	0.0	3	0
PACKERS	6	1	17	2.8	10	0

KICKOFF RETURNS	No.	Yds.	Avg.	LG	TD
Haymond	2	44	22.0	23	0
COLTS	2	44	22.0	23	0
Moore	2	41	20.5	21	0
Adlerley	2	32	16.0	17	0
PACKERS	4	73	18.3	21	0

PLAYOFF BOWL — January 9, 1966 - Orange Bowl

COLTS	7	7	14	7	35
DALLAS	0	3	0	0	3

SCORING SUMMARY

Colts	Moore 6 run (Michaels kick)
Colts	Hill 3 run (Michaels kick)
D	Villanueva 12 FG
Colts	Hill 1 run (Michaels kick)
Colts	Orr 15 pass from Matte (Michaels kick)
Colts	Orr 20 pass from Matte (Michaels kick)

COLTS STARTING LINEUP

Raymond Berry	WR	IE	Lou Michaels
Bob Vogel	LT	IT	Billy Ray Smith
Jim Parker	LG	RT	Fred Miller
Dick Szymanski	C	RE	Roy Hilton
Alex Sandusky	RG	LLB	Steve Stonebreaker
George Preas	RT	MLB	Dennis Goubatz
John Mackey	TE	RLB	Don Shinnick
Jimmy Orr	WR	LCB	Bob Boyd
Tom Matte	QB	RCB	Lenny Lyles
Jerry Hill	RB	LS	Jerry Logan
Lenny Moore	RB	RS	Wendell Harris

SUBSTITUTIONS

K/DE-Lou Michaels, P/OI-Tom Gilburg; Offense: RBs-Tony Loric, Mike Curtis; WRs-Alex Hawkins, Neal Petties, Butch Wilson; Willie Richardson; OL-Dan Sullivan, Glenn Resler, Buzz Nutter; Defense: LBs-Ted Davis, Mike Strolfano; DBs-Alvin Haymond, Jim Welch; DNP- DL-Ordell Braose

TOTAL FIRST DOWNS

Rushing	22	13
Passing	14	3
Penalty	7	10
3rd Dwn M/A/Pct	4/12 33.3	4/15 26.7
4th Dwn M/A/Pct	1/2 50.0	0/0 0.0
TOTAL NET YARDS	347	204
Total Plays	65	61
Avg. Per Play	5.4	3.3
NET YARDS RUSHING	182	75
Total Rushes	47	28
NET YARDS PASSING	165	129
Passing A-C-I	18-7-0	30-15-2
Tackled/Yds Lost	0/0	3/30
Gross Yards	165	159
Completion Pct	38.9	50.0
PUNTS/AVERAGE	6/42.0	9/37.4
PENALTIES/YARDS	3/32	4/28
FUMBLES/BALL LOST	2/1	2/2
TDs R-P-DefRt	3-2-0-0	0-0-0-0
FIELD GOALS	57	12

RUSHING	No.	Yds.	Avg.	LG	TD
Hill	18	89	4.9	35	2
Moore	14	56	4.0	17	1
Curtis	6	31	5.2	14	0
Matte	8	5	0.6	11	0
Loric	1	1	1.0	1	0
COLTS	47	182	3.9	35	3
Perkins	15	53	3.5	14	0
Meredith	10	18	1.8	17	0
Reeves	3	4	1.3	4	0
COWBOYS	28	75	2.7	17	0

RECEIVING	No.	Yds.	Avg.	LG	TD
Berry	3	41	13.7	19	0
Orr	2	35	17.5	20	2
Hill	1	52	52.0	52	0
Mackey	1	37	37.0	37	0
COLTS	7	165	23.6	52	2
Norman	4	35	8.8	13	0
Hayes	4	24	6.0	17	0
Dial	2	35	17.5	18	0
Reeves	2	28	14.0	17	0
Genf	2	22	11.0	21	0
Clarke	1	15	15.0	15	0
COWBOYS	15	159	10.6	21	0

INTERCEPTIONS	No.	Yds.	Avg.	LG	TD
Stonebreaker	1	24	24.0	24	0
Logan	1	0	0.0	0	0
COLTS	2	24	12.0	24	0
COWBOYS	None				

PUNTING	No.	Yds.	Avg.	Net	TB	LG	Bk.
Gilburg	6	252	42.0	40.7	0	48	0
COLTS	6	252	42.0	40.7	0	48	0
Villanueva	7	240	34.3	33.7	0	42	0
Ridgway	2	97	48.5	30.5	1	51	0
COWBOYS	9	337	37.4	33.0	1	51	0

PUNT RETURNS	No.	FC	Yds.	Avg.	LG	TD
Haymond	4	1	20	5.0	16	0
Hawkins	0	3	0	0.0	0	0
COLTS	4	4	20	5.0	16	0
Hayes	1	0	6	6.0	6	0
Renfro	1	0	2	2.0	2	0
COWBOYS	2	0	8	4.0	6	0

PASSING	Att.	Comp.	Yds.	Pct.	Avg./Att.	TD	%TD	Int.	%Int.	LG	Sacked	Rating
Matte	17	7	165	41.2	9.71	2	11.8	0	0.0	52	0/0	116.0
Boyd	1	0	0	0.0	0.00	0	0.0	0	0.0	0	0/0	39.6
COLTS	18	7	165	38.9	9.17	2	11.1	0	0.0	52	0/0	109.7
Meredith	29	15	159	51.7	5.48	0	0.0	1	3.4	21	3/30	53.7
Morton	1	0	0	0.0	0.00	0	0.0	0	0.0	0	0/0	0.0
COWBOYS	30	15	159	50.0	5.30	0	0.0	2	3.3	21	3/30	38.1

KICKOFF RETURNS	No.	Yds.	Avg.	LG	TD
Haymond	2	32	16.0	19	0
COLTS	2	32	16.0	19	0
Renfro	2	44	22.0	26	0
COWBOYS	2	44	22.0	26	0

**PLAYOFF BOWL — January 8, 1967 - Orange Bowl**

PHILADELPHIA	0	14	0	0	14
COLTS	3	7	3	7	20

**SCORING SUMMARY**

Colts Michaels 23 FG  
 P Hill 1 run (Baker kick)  
 Colts Berry 14 pass from Unitas (Michaels kick)  
 P Lane 2 run (Baker kick)  
 Colts Michaels 14 FG  
 Colts Matte 1 run (Michaels kick)

**COLTS STARTING LINEUP**

Raymond Berry	WR	LE	Lou Michaels
Bob Vogel	LT	IT	Fred Miller
Dan Sullivan	LG	RT	Billy Ray Smith
Dick Szymanski	C	RE	Ordeil Brasse
Alex Sandusky	RG	ILB	Mike Curtis
Jim Parker	RT	MLB	Dennis Graubatz
John Mackey	TE	RLB	Don Shinnick
Willie Richardson	WR	LCB	Bob Boyd
John Unitas	QB	RCB	Lenny Lyles
Tom Matte	RB	LS	Jerry Logan
Jerry Hill	RB	RS	Alvin Haymond

**SUBSTITUTIONS**

K/Lou Michaels, P-David Lee; *Offense:* RBs-Lenny Moore, Tony Lorick, Bob Baldwin; WRs-Neal Petties, Butch Wilson; OL-Glenn Ressler, Dale Memmlaar; Sam Ball; *Defense:* DL-Ray Hilton; LBs-Jackie Burkett, Ed Davis; DBs-George Harold, Jim Welch; *DNP:* QB-Gary Cuozzo, DL-Gino Marchetti

	COLTS	EAGLES
TOTAL FIRST DOWNS	20	17
Rushing	6	11
Passing	10	4
Penalty	4	2
TOTAL NET YARDS	293	194
Total Plays	61	62
Avg. Per Play	4.8	3.1
NET YARDS RUSHING	105	133
Total Rushes	27	37
NET YARDS PASSING	188	61
Passing A-C-I	33-19-1	22-11-1
Tackled/Yds Lost	1/5	3/26
Gross Yards	193	87
Completion Pct.	57.6	50.0
PUNTS/AVERAGE	5/35.6	4/43.5
PENALTIES/YARDS	5/51	5/47
FUMBLES/BALL LOST	2/0	1/0
TDs R-P-Def-Rt	1-1-0-0	2-0-0-0
FIELD GOALS	<b>23 14</b>	42,45

RECEIVING	No.	Yds.	Avg.	LG	TD
Hill	5	59	11.8	17	0
Berry	4	49	12.3	17	1
Mackey	4	42	10.5	19	0
Richardson	2	24	12.0	13	0
Matte	2	16	8.0	11	0
Lorick	2	3	1.5	5	0
<b>COLTS</b>	<b>19</b>	<b>193</b>	<b>10.2</b>	<b>19</b>	<b>1</b>
Brown	4	28	7.0	19	0
Goodwin	3	25	8.3	12	0
Lane	3	19	6.3	11	0
Retzlaff	1	15	15.0	15	0
<b>EAGLES</b>	<b>11</b>	<b>87</b>	<b>7.9</b>	<b>19</b>	<b>0</b>

INTERCEPTIONS	No.	Yds.	Avg.	LG	TD
Logan	1	14	14.0	14	0
<b>COLTS</b>	<b>1</b>	<b>14</b>	<b>14.0</b>	<b>14</b>	<b>0</b>
Nettles	1	2	2.0	2	0
<b>EAGLES</b>	<b>1</b>	<b>2</b>	<b>2.0</b>	<b>2</b>	<b>0</b>

PUNTING	No.	Yds.	Avg.	Net	TB	LG	Blk.
Lee	5	178	35.6	33.0	0	44	0
<b>COLTS</b>	<b>5</b>	<b>178</b>	<b>35.6</b>	<b>33.0</b>	<b>0</b>	<b>44</b>	<b>0</b>
Baker	4	174	43.5	33.3	1	55	0
<b>EAGLES</b>	<b>4</b>	<b>174</b>	<b>43.5</b>	<b>33.3</b>	<b>1</b>	<b>55</b>	<b>0</b>

PUNT RETURNS	No.	FC	Yds.	Avg.	LG	TD
Haymond	3	0	21	7.0	14	0
<b>COLTS</b>	<b>3</b>	<b>0</b>	<b>21</b>	<b>7.0</b>	<b>14</b>	<b>0</b>
Medved	1	0	13	13.0	13	0
Scarpali	1	2	0	0.0	0	0
Brown	0	1	0	0.0	0	0
<b>EAGLES</b>	<b>2</b>	<b>3</b>	<b>13</b>	<b>6.5</b>	<b>13</b>	<b>0</b>

KICKOFF RETURNS	No.	Yds.	Avg.	LG	TD
Moore	1	20	20.0	20	0
Haymond	1	15	15.0	15	0
Brown	1	12	12.0	12	0
<b>COLTS</b>	<b>3</b>	<b>47</b>	<b>15.7</b>	<b>20</b>	<b>0</b>
Brown	3	83	27.7	35	0
Martin	1	33	33.0	33	0
<b>EAGLES</b>	<b>4</b>	<b>116</b>	<b>29.0</b>	<b>35</b>	<b>0</b>

PASSING	Aff.	Comp.	Yds.	Pct.	Avg./Att.	TD	%TD	Int.	%Int.	LG	Sacked	Rating
Unitas	33	19	193	57.6	5.85	1	3.0	1	3.0	19	1/5	71.9
<b>COLTS</b>	<b>33</b>	<b>19</b>	<b>193</b>	<b>57.6</b>	<b>5.85</b>	<b>1</b>	<b>3.0</b>	<b>1</b>	<b>3.0</b>	<b>19</b>	<b>1/5</b>	<b>71.9</b>
Concannon	16	9	71	56.3	4.44	0	0.0	1	6.3	19	2/23	41.4
Hill	6	2	16	33.3	2.67	0	0.0	0	0.0	12	0/0	42.4
Snead	0	0	0	0.0	0.00	0	0.0	0	0.0	0	1/3	0.0
<b>EAGLES</b>	<b>22</b>	<b>11</b>	<b>87</b>	<b>50.0</b>	<b>3.95</b>	<b>0</b>	<b>0.0</b>	<b>1</b>	<b>4.5</b>	<b>19</b>	<b>3/26</b>	<b>41.3</b>

**WESTERN CONFERENCE CHAMPIONSHIP — December 22, 1968 - Memorial Stadium**

MINNESOTA	0	0	0	14	14
COLTS	0	7	14	3	24

**SCORING SUMMARY**

Colts Mitchell 3 pass from Morrall (Michaels kick)  
 Colts Mackey 49 pass from Morrall (Michaels kick)  
 Colts Curtis 60 fumble return (Michaels kick)  
 M Martin 1 pass from Kapp (Cox kick)  
 Colts Michaels 33 FG  
 M Brown 7 pass from Kapp (Cox kick)

**COLTS STARTING LINEUP**

Jimmy Orr	WR	LE	Bubba Smith
Bob Vogel	LT	IT	Billy Ray Smith
Glenn Ressler	LG	RT	Fred Miller
Bill Curry	C	RE	Ordeil Brasse
Dan Sullivan	RG	ILB	Mike Curtis
Sam Ball	RT	MLB	Dennis Graubatz
John Mackey	TE	RLB	Don Shinnick
Willie Richardson	WR	LCB	Bob Boyd
Earl Morrall	QB	RCB	Lenny Lyles
Tom Matte	RB	LS	Jerry Logan
Preston Pearson	RB	RS	Rick Volk

**SUBSTITUTIONS**

K/LB-Lou Michaels, P-David Lee; *Offense:* WRs-Ray Perkins, Alex Hawkins, Gail Cogdill; RBs-Jerry Hill, Tommy Brown; TE-Tom Mitchell; OL-Cornelius Johnson, John Williams, Dick Szymanski; *Defense:* DL-Ray Hilton; LBs-Ron Porter, Sid Williams; DBs-Ocie Austin, Charlie Stukes; *DNP:* QB-John Unitas, QB-Jim Ward, RB-Terry Cole

	COLTS	VIKINGS
TOTAL FIRST DOWNS	15	22
Rushing	2	4
Passing	12	17
Penalty	1	1
3rd Down M/A/Pct	4/11 36.4	5/13 38.5
4th Down M/A/Pct	0/0 0.0	1/2 50.0
TOTAL NET YARDS	295	351
Total Plays	53	75
Avg. Per Play	5.6	4.7
NET YARDS RUSHING	50	85
Total Rushes	27	28
NET YARDS PASSING	245	266
Passing A-C-I	22-13-1	44-26-2
Tackled/Yds Lost	4/35	3/21
Gross Yards	280	287
Completion Pct.	59.1	59.1
PUNTS/AVERAGE	5/40.4	6/39.6
PENALTIES/YARDS	2/38	4/30
FUMBLES/BALL LOST	1/1	2/1
TDs R-P-Def-Rt	0-2-1-0	0-2-0-0
FIELD GOALS	<b>33 33</b>	None

RECEIVING	No.	Yds.	Avg.	LG	TD
Richardson	6	148	24.7	38	0
Mackey	3	92	30.7	49	1
Ort	2	36	18.0	22	0
Mitchell	1	3	3.0	3	1
Pearson	1	1	1.0	1	0
<b>COLTS</b>	<b>13</b>	<b>280</b>	<b>21.5</b>	<b>49</b>	<b>2</b>
Brown	8	82	10.3	14	1
Washington	5	95	19.0	28	0
Beasley	5	69	13.8	25	0
Henderson	5	33	6.6	10	0
Lindsey	1	9	9.0	9	0
Martin	1	1	1.0	1	1
Osborn	1	2	2.0	2	0
<b>VIKINGS</b>	<b>26</b>	<b>287</b>	<b>11.0</b>	<b>28</b>	<b>2</b>

INTERCEPTIONS	No.	Yds.	Avg.	LG	TD
Logan	1	24	24.0	24	0
Boyd	1	20	20.0	20	0
<b>COLTS</b>	<b>2</b>	<b>44</b>	<b>22.0</b>	<b>24</b>	<b>0</b>
Sharockman	1	21	21.0	21	0
<b>VIKINGS</b>	<b>1</b>	<b>21</b>	<b>21.0</b>	<b>21</b>	<b>0</b>

PUNTING	No.	Yds.	Avg.	Net	TB	LG	Blk.
Lee	5	202	40.4	41.0	0	46	0
<b>COLTS</b>	<b>5</b>	<b>202</b>	<b>40.4</b>	<b>41.0</b>	<b>0</b>	<b>46</b>	<b>0</b>
Hill	6	238	39.6	34.5	1	48	0
<b>VIKINGS</b>	<b>6</b>	<b>238</b>	<b>39.6</b>	<b>34.5</b>	<b>1</b>	<b>48</b>	<b>0</b>

PUNT RETURNS	No.	FC	Yds.	Avg.	LG	TD
Volk	2	1	11	5.5	7	0
<b>COLTS</b>	<b>2</b>	<b>1</b>	<b>11</b>	<b>5.5</b>	<b>7</b>	<b>0</b>
West	3	1	-3	-1.0	-3	0
<b>VIKINGS</b>	<b>3</b>	<b>1</b>	<b>-3</b>	<b>-1.0</b>	<b>-3</b>	<b>0</b>

KICKOFF RETURNS	No.	Yds.	Avg.	LG	TD
Pearson	1	31	31.0	31	0
Matte	1	23	23.0	23	0
Mitchell	1	0	0.0	0	0
<b>COLTS</b>	<b>3</b>	<b>54</b>	<b>18.0</b>	<b>31</b>	<b>0</b>
Jones	2	53	26.5	35	0
West	2	30	15.0	16	0
Denny	1	30	30.0	30	0
<b>VIKINGS</b>	<b>5</b>	<b>113</b>	<b>22.6</b>	<b>35</b>	<b>0</b>

PASSING	Aff.	Comp.	Yds.	Pct.	Avg./Att.	TD	%TD	Int.	%Int.	LG	Sacked	Rating
Morrall	22	13	280	59.1	12.73	2	9.1	1	4.5	49	4/35	114.8
<b>COLTS</b>	<b>22</b>	<b>13</b>	<b>280</b>	<b>59.1</b>	<b>12.73</b>	<b>2</b>	<b>9.1</b>	<b>1</b>	<b>4.5</b>	<b>49</b>	<b>4/35</b>	<b>114.8</b>
Kapp	44	26	287	59.1	6.52	2	4.5	2	4.5	28	3/21	74.7
<b>VIKINGS</b>	<b>44</b>	<b>26</b>	<b>287</b>	<b>59.1</b>	<b>6.52</b>	<b>2</b>	<b>4.5</b>	<b>2</b>	<b>4.5</b>	<b>28</b>	<b>3/21</b>	<b>74.7</b>

NFL CHAMPIONSHIP GAME — December 29, 1968 - Municipal Stadium

COLTS	0	17	7	10	34
CLEVELAND	0	0	0	0	0

SCORING SUMMARY

Colts Michaels 28 FG  
Colts Matte 1 run (Michaels kick)  
Colts Matte 12 run (Michaels kick)  
Colts Matte 2 run (Michaels kick)  
Colts Michaels 10 FG  
Colts Brown 4 run (Michaels kick)

COLTS STARTING LINEUP

Jimmy Orr	WR	LE	Bubba Smith
Bob Vogel	LT	LT	Billy Ray Smith
Glenn Ressler	LG	RT	Fred Miller
Bill Curry	C	RE	Ordell Braase
Dan Sullivan	RG	LB	Mike Curtis
Sam Ball	RT	MLB	Dennis Goubatz
John Mackey	TE	RLB	Don Shinnick
Willie Richardson	WR	LCB	Bob Boyd
Earl Morrall	QB	RCB	Lenny Iyles
Tom Matte	RB	LS	Jerry Logan
Jerry Hill	RB	RS	Rick Volk

SUBSTITUTIONS

K/LB-Lou Michaels, P-David Lee; Offense: QB-Jim Ward; RBs-Preston Pearson, Timmy Brown, Terry Cole; TE-Tom Mitchell; WRs-Ray Perkins, Alex Hawkins; OL-John Williams, Cornelius Johnson, Dick Szymanski; Defense: DL-Roy Hilton; LBs-Sid Williams, Ron Porter; DBs-Ocie Austin, Charlie Stukes; DNP - QB-John Unitas

TOTAL FIRST DOWNS

Rushing	13	2
Passing	8	8
Penalty	1	2
3rd Dwn M/A/Pct	6/11 54.5	6/15 40.0
4th Dwn M/A/Pct	0/0 0.0	0/0 0.0
TOTAL NET YARDS	353	173
Total Plays	64	58
Avg. Per Play	5.5	3.0
NET YARDS RUSHING	184	56
Total Rushes	39	22
NET YARDS PASSING	169	117
Passing A-C-I	25-11-1	32-13-2
Tackled/Yds Lost	0/0	4/34
Gross Yards	169	151
Completion Pct.	44.0	40.6
PUNTS/AVERAGE	2/37.0	5/33.4
PENALTIES/YARDS	3/15	7/54
FUMBLES/BALL LOST	2/1	2/1
TDs R-P-DefRt	4-0-0-0	0-0-0-0
FIELD GOALS	28 10	42 45

RUSHING

No.	Yds.	Avg.	LG	TD
Matte	17	88	5.2	12
Hill	11	60	5.5	3
Brown	5	18	3.6	6
Cole	3	14	4.7	5
Mackey	2	4	2.0	10
Morrall	1	0	0.0	0
COLTS	39	184	4.7	13
Kelly	13	28	2.2	5
Harroway	6	26	4.3	8
Green	1	2	2.0	2
Ryan	2	0	0.0	0
BROWNS	22	56	2.5	8

PASSING

Att.	Comp.	Yds.	Pct.	Avg./Att.	TD	%TD	Int.	%Int.	LG	Sacked	Rating	
Morrall	25	11	169	44.0	6.76	0	0.0	1	4.0	38	0/0	50.3
COLTS	25	11	169	44.0	6.76	0	0.0	1	4.0	38	0/0	50.3
Nelsen	26	11	132	42.3	5.08	0	0.0	2	7.7	22	3/27	26.4
Ryan	6	2	19	33.3	3.17	0	0.0	0	0.0	10	1/7	43.1
BROWNS	32	13	151	40.6	4.72	0	0.0	2	6.3	22	4/34	29.6

COLTS BROWNS

RECEIVING	No.	Yds.	Avg.	LG	TD
Richardson	3	78	26.0	38	0
Mackey	2	34	17.0	26	0
Orr	2	33	16.5	19	0
Matte	2	15	7.5	13	0
Mitchell	1	7	7.0	7	0
Cole	1	2	2.0	2	0
COLTS	11	169	15.4	38	0
Harroway	4	40	10.0	16	0
Marin	3	41	13.7	22	0
Kelly	3	27	9.0	12	0
Warfield	2	30	15.0	16	0
Collins	1	13	13.0	13	0
BROWNS	13	151	11.6	22	0

INTERCEPTIONS	No.	Yds.	Avg.	LG	TD
Volk	1	26	26.0	26	0
Curtis	1	0	0.0	0	0
COLTS	2	26	13.0	26	0
Davis	1	0	0.0	0	0
BROWNS	1	0	0.0	0	0

PUNTING	No.	Yds.	Avg.	Net	TB	LG	Bk.
Lee	2	74	37.0	35.0	0	39	0
COLTS	2	74	37.0	35.0	0	39	0
Cockroft	5	167	33.4	33.4	0	42	0
BROWNS	5	167	33.4	33.4	0	42	0

PUNT RETURNS	No.	FC	Yds.	Avg.	LG	TD
Brown	1	3	0	0.0	0	0
COLTS	1	3	0	0.0	0	0
Davis	1	1	4	4.0	4	0
BROWNS	1	1	4	4.0	4	0

KICKOFF RETURNS	No.	Yds.	Avg.	LG	TD
Pearson	1	21	21.0	21	0
COLTS	1	21	21.0	21	0
Morrison	3	51	17.0	23	0
Davis	3	40	13.3	15	0
BROWNS	6	91	15.2	23	0

SUPER BOWL III — January 12, 1969 - Orange Bowl

N.Y. JETS	0	7	6	3	16
COLTS	0	0	0	7	7

SCORING SUMMARY

N.Y. Snell 4 run (Turner kick)  
NYJ Turner 30 FG  
NYJ Turner 3 FG  
NYJ Turner 9 FG  
Colts Hill 1 run (Michaels kick)

COLTS STARTING LINEUP

Jimmy Orr	WR	LE	Bubba Smith
Bob Vogel	LT	LT	Billy Ray Smith
Glenn Ressler	LG	RT	Fred Miller
Bill Curry	C	RE	Ordell Braase
Dan Sullivan	RG	LB	Mike Curtis
Sam Ball	RT	MLB	Dennis Goubatz
John Mackey	TE	RLB	Don Shinnick
Willie Richardson	WR	LCB	Bob Boyd
Earl Morrall	QB	RCB	Lenny Iyles
Tom Matte	RB	LS	Jerry Logan
Jerry Hill	RB	RS	Rick Volk

SUBSTITUTIONS

K/DE-Lou Michaels, P-David Lee; Offense: WRs-Ray Perkins, Alex Hawkins; TE-Tom Mitchell; OL-John Williams, Cornelius Johnson, Dick Szymanski; QB-John Unitas; RBs-Tim Brown, Preston Pearson, Terry Cole; Defense: DL-Roy Hilton; LBs-Sid Williams, Ron Porter; DBs-Charlie Stukes, Ocie Austin; DNP - QB-Jim Ward

TOTAL FIRST DOWNS

Rushing	18	21
Passing	9	10
Penalty	2	1
3rd Dwn M/A/Pct	4/12 33.3	9/18 50.0
4th Dwn M/A/Pct	1/2 50.0	0/0 0.0
TOTAL NET YARDS	324	337
Total Plays	64	74
Avg. Per Play	5.1	4.6
NET YARDS RUSHING	143	142
Total Rushes	23	43
NET YARDS PASSING	181	195
Passing A-C-I	41-17-4	29-17-0
Tackled/Yds Lost	0/0	2/11
Gross Yards	181	206
Completion Pct.	41.5	58.6
PUNTS/AVERAGE	3/44.3	4/38.8
PENALTIES/YARDS	3/23	5/28
FUMBLES/BALL LOST	1/1	1/1
TDs R-P-DefRt	1-0-0-0	1-0-0-0
TIME OF POSSESSION	23:35	36:25
FIELD GOALS	27 46	32 30 9

RUSHING

No.	Yds.	Avg.	LG	TD
Matte	11	116	10.5	58
Hill	9	29	3.2	12
Morrall	2	-2	-1.0	0
Unitas	1	0	0.0	0
COLTS	23	143	6.2	58
Snell	30	121	4.0	12
Boozier	10	19	1.9	8
Mathis	3	2	0.7	1
JETS	43	142	3.3	12

COLTS JETS

RECEIVING	No.	Yds.	Avg.	LG	TD
Richardson	6	58	9.7	21	0
Orr	3	42	14.0	17	0
Mackey	3	35	11.7	19	0
Matte	2	30	15.0	30	0
Hill	2	1	0.5	1	0
Mitchell	1	15	15.0	15	0
COLTS	17	181	10.6	30	0
Sauer	8	133	16.6	39	0
Snell	4	40	10.0	14	0
Mathis	3	20	6.7	13	0
Lammons	2	13	6.5	11	0
JETS	17	206	12.1	39	0

INTERCEPTIONS	No.	Yds.	Avg.	LG	TD
Beverly	2	0	0.0	0	0
Hudson	1	9	9.0	9	0
Sample	1	0	0.0	0	0
JETS	4	9	2.3	9	0

PUNTING	No.	Yds.	Avg.	Net	TB	LG	Bk.
Lee	3	133	44.3	44.3	0	51	0
COLTS	3	133	44.3	44.3	0	51	0
Johnson	4	155	38.8	30.3	0	39	0
JETS	4	155	38.8	30.3	0	39	0

PUNT RETURNS	No.	FC	Yds.	Avg.	LG	TD
Brown	4	0	34	8.5	21	0
COLTS	4	0	34	8.5	21	0
Baird	1	1	0	0.0	0	0
JETS	1	1	0	0.0	0	0

KICKOFF RETURNS	No.	Yds.	Avg.	LG	TD
Pearson	2	59	29.5	33	0
Brown	2	46	23.0	25	0
COLTS	4	105	26.3	33	0
Christy	1	25	25.0	25	0
JETS	1	25	25.0	25	0



## AFC DIVISIONAL PLAYOFF – December 26, 1970 - Memorial Stadium

CINCINNATI	0	0	0	0	0
COLTS	7	3	0	7	17

### SCORING SUMMARY

Colts Jefferson 45 pass from Unitas (O'Brien kick)  
Colts O'Brien 44 FG  
Colts Hinton 53 pass from Unitas (O'Brien kick)

### COLTS STARTING LINEUP

Eddie Hinton	WR	LE	Bubba Smith
Bob Vogel	LT	LT	Billy Ray Smith
Glenn Kessler	LG	RT	Fred Miller
Bill Curry	C	RE	Roy Hillon
John Williams	RG	LLB	Ray May
Dan Sullivan	RT	MLB	Mike Curtis
John Mackey	TE	RLB	Ted Hendricks
Roy Jefferson	WR	LCB	Charlie Stukes
John Unitas	QB	RCB	Jim Duncan
Norm Bulaich	RB	LS	Jerry Logan
Tom Nowatzke	RB	RS	Rick Volk

### SUBSTITUTIONS

K/Jim O'Brien, P/David Lee; Offense: QB-Earl Morrall; RBs-Sam Havrilak, Jack Mailland, Jerry Hill; TE-Tom Mitchell; WR-Ray Perkins; OL-Sam Ball, Cornelius Johnson, Tom Goode; Defense: DL-Billy Newsome, George Wright; LBs-Bob Grant, Robbie Nichols; DBs-Ron Gardin, Tom Maxwell; DNP - WR: Jimmy Orr

TOTAL FIRST DOWNS	COLTS	BENGALS
Rushing	16	7
Passing	12	2
Penalty	4	5
3rd Dwn M/A/Pct	6/14	42.9/3/14
TOTAL NET YARDS	299	139
Total Plays	66	46
Avg. Per Play	4.5	3.0
NET YARDS RUSHING	170	63
Total Rushes	47	22
NET YARDS PASSING	129	76
Passing A-C-I	17.6-0	21.8-1
Tackled/Yds Lost	2/16	3/17
Gross Yards	145	93
Completion Pct.	35.3	38.1
PUNTS/AVERAGE	6/38.3	8/39.1
PENALTIES/YARDS	6/63	1/5
FUMBLE/BALL LOST	0/0	1/0
TDs R-P-Def-RT	0-2-0-0	0-0-0-0
FIELD GOALS	50,44.44	50

RECEIVING	No.	Yds.	Avg.	LG	TD		
Hinton	3	86	28.7	53	1		
Jefferson	2	51	25.5	45	1		
Mackey	1	8	8.0	8	0		
<b>COLTS</b>	<b>6</b>	<b>145</b>	<b>24.2</b>	<b>53</b>	<b>2</b>		
Myers	4	66	16.5	29	0		
Phillips	2	12	6.0	6	0		
Thomas	1	9	9.0	9	0		
Johnson	1	6	6.0	6	0		
<b>BENGALS</b>	<b>8</b>	<b>93</b>	<b>11.6</b>	<b>29</b>	<b>0</b>		
INTERCEPTIONS	No.	Yds.	Avg.	LG	TD		
Curis	1	0	0.0	0	0		
<b>COLTS</b>	<b>1</b>	<b>0</b>	<b>0.0</b>	<b>0</b>	<b>0</b>		
<b>BENGALS</b>	<b>None</b>						
PUNTING	No.	Yds.	Avg.	Net	TB	LG	Bk.
Lee	6	230	38.3	37.3	0	45	0
<b>COLTS</b>	<b>6</b>	<b>230</b>	<b>38.3</b>	<b>37.3</b>	<b>0</b>	<b>45</b>	<b>0</b>
Lewis	8	313	39.1	35.6	0	53	0
<b>BENGALS</b>	<b>8</b>	<b>313</b>	<b>39.1</b>	<b>35.6</b>	<b>0</b>	<b>53</b>	<b>0</b>

PASSING	Att.	Comp.	Yds.	Pct.	Avg./Att.	TD
Unitas	17	6	145	35.3	8.53	2
<b>COLTS</b>	<b>17</b>	<b>6</b>	<b>145</b>	<b>35.3</b>	<b>8.53</b>	<b>2</b>
Carter	20	7	64	35.0	3.20	0
Wyche	1	1	29	100.0	29.00	0
<b>BENGALS</b>	<b>21</b>	<b>8</b>	<b>93</b>	<b>38.1</b>	<b>4.43</b>	<b>0</b>

PUNT RETURNS	No.	FC	Yds.	Avg.	LG	TD
Gardin	1	0	28	4.0	10	0
<b>COLTS</b>	<b>7</b>	<b>0</b>	<b>28</b>	<b>4.0</b>	<b>10</b>	<b>0</b>
Parrish	2	1	6	3.0	3	0
Thomas	0	2	0	0.0	0	0
<b>BENGALS</b>	<b>2</b>	<b>3</b>	<b>6</b>	<b>3.0</b>	<b>3</b>	<b>0</b>
KICKOFF RETURNS	No.	Yds.	Avg.	LG	TD	
Nowatzke	1	0	0.0	0	0	
<b>COLTS</b>	<b>1</b>	<b>0</b>	<b>0.0</b>	<b>0</b>	<b>0</b>	
Robinson	2	29	14.5	18	0	
Lamb	1	17	17.0	17	0	
<b>BENGALS</b>	<b>3</b>	<b>46</b>	<b>15.3</b>	<b>18</b>	<b>0</b>	

## AFC CHAMPIONSHIP – January 3, 1971 - Memorial Stadium

OAKLAND	0	3	7	7	17
COLTS	3	7	10	7	27

### SCORING SUMMARY

Colts O'Brien 16 FG  
Colts Bulaich 2 run (O'Brien kick)  
O Blanda 48 FG  
O Biletnikoff 38 pass from Blanda (Blanda kick)  
Colts O'Brien 23 FG  
Colts Bulaich 11 run (O'Brien kick)  
O Wells 15 pass from Blanda (Blanda kick)  
Colts Perkins 68 pass from Unitas (O'Brien kick)

### COLTS STARTING LINEUP

Eddie Hinton	WR	LE	Bubba Smith
Bob Vogel	LT	LT	Billy Ray Smith
Glenn Kessler	LG	RT	Fred Miller
Bill Curry	C	RE	Roy Hillon
John Williams	RG	LLB	Ray May
Dan Sullivan	RT	MLB	Mike Curtis
John Mackey	TE	RLB	Ted Hendricks
Roy Jefferson	WR	LCB	Charlie Stukes
John Unitas	QB	RCB	Jim Duncan
Norm Bulaich	RB	LS	Jerry Logan
Tom Nowatzke	RB	RS	Rick Volk

### SUBSTITUTIONS

K/Jim O'Brien, P/David Lee; Offense: QB-Earl Morrall; RBs-Sam Havrilak, Jack Mailland, Jerry Hill; TE-Tom Mitchell; WRs-Ray Perkins, Jimmy Orr; OL-Sam Ball, Cornelius Johnson, Tom Goode; Defense: DL-Billy Newsome, George Wright; LBs-Bob Grant, Robbie Nichols; DBs-Ron Gardin, Tom Maxwell

TOTAL FIRST DOWNS	COLTS	RAIDERS
Rushing	18	16
Passing	7	5
Penalty	0	1
3rd Dwn M/A/Pct	6/17	35.3/3/17
TOTAL NET YARDS	363	336
Total Plays	71	63
Avg. Per Play	5.1	5.3
NET YARDS RUSHING	126	107
Total Rushes	38	22
NET YARDS PASSING	237	229
Passing A-C-I	30-11-0	36-18-3
Tackled/Yds Lost	3/8	5/48
Gross Yards	245	277
Completion Pct.	36.7	50.0
PUNTS/AVERAGE	6/45.3	5/40.0
PENALTIES/YARDS	2/10	2/20
FUMBLE/BALL LOST	0/0	1/1
TDs R-P-Def-RT	2-1-0-0	0-2-0-0
FIELD GOALS	16,35,49,23	48

RECEIVING	No.	Yds.	Avg.	LG	TD		
Hinton	5	115	23.0	43	0		
Jefferson	3	36	12.0	13	0		
Perkins	2	80	40.0	68	1		
Mackey	1	14	14.0	14	0		
<b>COLTS</b>	<b>11</b>	<b>245</b>	<b>22.3</b>	<b>68</b>	<b>1</b>		
Wells	5	108	21.6	37	1		
Biletnikoff	5	92	18.4	38	1		
Dixon	3	15	5.0	7	0		
Chester	2	36	18.0	35	0		
Smith	2	21	10.5	14	0		
Hubbard	1	5	5.0	5	0		
<b>RAIDERS</b>	<b>18</b>	<b>277</b>	<b>15.4</b>	<b>38</b>	<b>2</b>		
INTERCEPTIONS	No.	Yds.	Avg.	LG	TD		
Logan	1	16	16.0	16	0		
Volk	1	0	0.0	0	0		
Moy	1	0	0.0	0	0		
<b>COLTS</b>	<b>3</b>	<b>16</b>	<b>5.3</b>	<b>0</b>	<b>0</b>		
<b>RAIDERS</b>	<b>None</b>						
PUNTING	No.	Yds.	Avg.	Net	TB	LG	Bk.
Lee	6	272	45.3	40.3	1	56	0
<b>COLTS</b>	<b>6</b>	<b>272</b>	<b>45.3</b>	<b>40.3</b>	<b>1</b>	<b>56</b>	<b>0</b>
Eischeid	5	200	40.0	35.8	1	52	0
<b>RAIDERS</b>	<b>5</b>	<b>200</b>	<b>40.0</b>	<b>35.8</b>	<b>1</b>	<b>52</b>	<b>0</b>

PASSING	Att.	Comp.	Yds.	Pct.	Avg./Att.	TD
Unitas	30	11	245	36.7	8.17	1
<b>COLTS</b>	<b>30</b>	<b>11</b>	<b>245</b>	<b>36.7</b>	<b>8.17</b>	<b>1</b>
Lomax	4	1	6	25.0	1.50	0
Blanda	32	17	271	53.1	8.47	2
<b>RAIDERS</b>	<b>36</b>	<b>18</b>	<b>277</b>	<b>50.0</b>	<b>7.69</b>	<b>2</b>

PUNT RETURNS	No.	FC	Yds.	Avg.	LG	TD
Gardin	2	2	1	0.5	1	0
<b>COLTS</b>	<b>2</b>	<b>2</b>	<b>1</b>	<b>0.5</b>	<b>1</b>	<b>0</b>
Atkinson	2	0	10	5.0	10	0
Sherman	0	1	0	0.0	0	0
<b>RAIDERS</b>	<b>2</b>	<b>1</b>	<b>10</b>	<b>5.0</b>	<b>10</b>	<b>0</b>
KICKOFF RETURNS	No.	Yds.	Avg.	LG	TD	
Duncan	4	105	26.3	29	0	
<b>COLTS</b>	<b>4</b>	<b>105</b>	<b>26.3</b>	<b>29</b>	<b>0</b>	
Atkinson	2	37	18.5	27	0	
Sherman	1	23	23.0	23	0	
<b>RAIDERS</b>	<b>3</b>	<b>60</b>	<b>20.0</b>	<b>27</b>	<b>0</b>	

# SUPER BOWL V — January 17, 1971 - Orange Bowl

<b>COLTS</b>	0	6	0	10	16
<b>DALLAS</b>	3	10	0	0	13

### SCORING SUMMARY

D Clark 14 FG  
 D Clark 30 FG  
 Colts Mackey 75 pass from Unitas (Clark blocked)  
 D Thomas 7 pass from Morton (Clark kick)  
 Colts Nowatzke 2 run (O'Brien kick)  
 Colts O'Brien 32 FG

### COLTS STARTING LINEUP

Eddie Hinton	WR	LE	Bubba Smith
Bob Vogel	LT	LT	Billy Roy Smith
Glenn Ressler	LG	RT	Fred Miller
Bill Curry	C	RE	Roy Hilton
John Williams	RG	LLB	Roy May
Dan Sullivan	RT	MLB	Mike Curtis
John Mackey	TE	RLB	Ted Hendricks
Roy Jefferson	WR	LCB	Charlie Stukes
John Unitas	QB	RCB	Jim Duncan
Norm Bulach	RB	LS	Jerry Logan
Tom Nowatzke	RB	RS	Rick Volk

### SUBSTITUTIONS

K:Jim O'Brien, P:David Lee; *Offense:* QB-Earl Morrall, RBs-Sam Havrilak, Jack Maitland, Jerry Hill; TE-Tom Mitchell; WR-Roy Perkins, Ol-Sam Ball, Cornelius Johnson, Tom Goode; *Defense:* DL-Billy Newsome; LBs-Bob Grant, Robbie Nichols; DBs-Ron Gardine, Tom Maxwell; *DNP - WR:* Jimmy Orr, DT-George Wright

### TOTAL FIRST DOWNS

Rushing	14	10
Passing	4	4
Penalty	6	5
3rd Dwn M/A/Pct	5/14 35.7	2/13 15.4
4th Dwn M/A/Pct	0/1 0.0	0/0 0.0
TOTAL NET YARDS	329	213
Total Plays	59	59
Avg. Per Play	5.9	3.6
NET YARDS RUSHING	69	102
Total Rushes	31	31
NET YARDS PASSING	260	113
Passing A-C-I	25-11-3	26-12-3
Tackled/Yds Lost	0/0	2/14
Gross Yards	260	127
Completion Pct.	44.0	46.2
PUNTS/AVERAGE	4/41.5	9/41.9
PENALTIES/YARDS	4/31	10/133
FUMBLES/BALL LOST	5/4	1/1
TDs R-P:Def:Rt	1-1-0-0	0-1-0-0
TIME OF POSSESSION	28:36	31:24
FIELD GOALS	52.32	14.30

### COLTS COWBOYS

<b>RECEIVING</b>	No.	Yds.	Avg.	LG	TD
Jefferson	3	52	17.3	23	0
Mackey	2	80	40.0	75†	1
Hinton	2	51	25.5	26	0
Havrilak	2	27	13.5	25	0
Nowatzke	1	45	45.0	45	0
Bulach	1	5	5.0	5	0
<b>COLTS</b>	<b>11</b>	<b>260</b>	<b>23.6</b>	<b>75†</b>	<b>1</b>
Reaves	5	46	9.2	17	0
Thomas	4	21	5.3	7†	1
Garrison	2	19	9.5	14	0
Hayes	1	41	41.0	41	0
<b>COWBOYS</b>	<b>12</b>	<b>127</b>	<b>10.6</b>	<b>41</b>	<b>1</b>

<b>INTERCEPTIONS</b>	No.	Yds.	Avg.	LG	TD
Volk	1	30	30.0	30	0
Logan	1	14	14.0	14	0
Curtis	1	13	13.0	13	0
<b>COLTS</b>	<b>3</b>	<b>57</b>	<b>19.0</b>	<b>30</b>	<b>0</b>
Howley	2	22	11.0	22	0
Renfro	1	0	0.0	0	0
<b>COWBOYS</b>	<b>3</b>	<b>22</b>	<b>7.3</b>	<b>22</b>	<b>0</b>

<b>RUSHING</b>	No.	Yds.	Avg.	LG	TD
Bulach	18	28	1.6	8	0
Nowatzke	10	33	3.3	9	1
Unitas	1	4	4.0	4	0
Havrilak	1	-3	-3.0	3	0
Morrall	1	1	1.0	1	0
<b>COLTS</b>	<b>31</b>	<b>69</b>	<b>2.2</b>	<b>9</b>	<b>1</b>
Thomas	18	35	1.9	7	0
Garrison	12	65	5.4	19	0
Morton	1	2	2.0	2	0
<b>COWBOYS</b>	<b>31</b>	<b>102</b>	<b>3.3</b>	<b>19</b>	<b>0</b>

<b>PUNTING</b>	No.	Yds.	Avg.	Net	TB	LG	Bk.
Lee	4	166	41.5	34.3	1	56	0
<b>COLTS</b>	<b>4</b>	<b>166</b>	<b>41.5</b>	<b>34.3</b>	<b>1</b>	<b>56</b>	<b>0</b>
Widby	9	377	41.9	40.6	0	49	0
<b>COWBOYS</b>	<b>9</b>	<b>377</b>	<b>41.9</b>	<b>40.6</b>	<b>0</b>	<b>49</b>	<b>0</b>

<b>PUNT RETURNS</b>	No.	FC	Yds.	Avg.	LG	TD
Gardine	4	3	4	1.0	2	0
Logan	1	0	8	8.0	8	0
<b>COLTS</b>	<b>5</b>	<b>3</b>	<b>12</b>	<b>2.4</b>	<b>8</b>	<b>0</b>
Hayes	3	0	9	3.0	7	0
<b>COWBOYS</b>	<b>3</b>	<b>0</b>	<b>9</b>	<b>3.0</b>	<b>7</b>	<b>0</b>

<b>PASSING</b>	Ath.	Comp.	Yds.	Pct.	Avg./Ath.
Unitas	9	3	88	33.3	9.8
Morrall	15	7	147	46.7	9.80
Havrilak	1	1	25	100.0	25.00
<b>COLTS</b>	<b>25</b>	<b>11</b>	<b>260</b>	<b>44.0</b>	<b>10.40</b>
Morton	26	12	127	46.2	4.88
<b>COWBOYS</b>	<b>26</b>	<b>12</b>	<b>127</b>	<b>46.2</b>	<b>4.88</b>

<b>TD</b>	%TD	Int.	%Int.	LG	Sacked	Rating
1	11.1	2	22.2	75†	0/0	68.1
0	0.0	1	6.7	45	0/0	54.0
0	0.0	0	0.0	25	0/0	118.8
<b>COLTS</b>	<b>1</b>	<b>4.0</b>	<b>3</b>	<b>12.0</b>	<b>75†</b>	<b>0/0</b>
1	3.8	3	11.5	41	2/14	34.1
<b>COWBOYS</b>	<b>1</b>	<b>3.8</b>	<b>3</b>	<b>11.5</b>	<b>41</b>	<b>2/14</b>

<b>KICKOFF RETURNS</b>	No.	Yds.	Avg.	LG	TD
Duncan	4	90	22.5	30	0
<b>COLTS</b>	<b>4</b>	<b>90</b>	<b>22.5</b>	<b>30</b>	<b>0</b>
Harris	1	18	18.0	18	0
Hiner	1	14	14.0	14	0
Kiner	1	2	2.0	2	0
<b>COWBOYS</b>	<b>3</b>	<b>34</b>	<b>11.3</b>	<b>18</b>	<b>0</b>

# AFC DIVISIONAL PLAYOFFS — December 26, 1971 - Cleveland Stadium

<b>COLTS</b>	0	14	3	3	20
<b>CLEVELAND</b>	0	0	3	0	3

### SCORING SUMMARY

Colts Nottingham 1 run (O'Brien kick)  
 Colts Nottingham 7 run (O'Brien kick)  
 C Cockroft 14 FG  
 Colts O'Brien 42 FG  
 Colts O'Brien 15 FG

### COLTS STARTING LINEUP

Eddie Hinton	WR	LE	Bubba Smith
Bob Vogel	LT	LT	Billy Newsome
Glenn Ressler	LG	RT	Fred Miller
Bill Curry	C	RE	Roy Hilton
John Williams	RG	LLB	Roy May
Dan Sullivan	RT	MLB	Mike Curtis
Tom Mitchell	TE	RLB	Ted Hendricks
Roy Perkins	WR	LCB	Charlie Stukes
John Unitas	QB	RCB	Rex Kern
Tom Matte	RB	LS	Jerry Logan
Don Nottingham	RB	RS	Rick Volk

### SUBSTITUTIONS

K:Jim O'Brien, P:David Lee; *Offense:* QB-Earl Morrall, RBs-Tom Nowatzke, Don McCaulley, Charlie Pittman; WR-Sam Havrilak; TE-John Mackey; OL-Cornelius Johnson, Dennis Nelson, Ken Mendenhall; *Defense:* DL-Jim Bailey; LBs-Bill Laskey, Tom Bauller; DBs-Lonnie Hapburn, Tom Curtis; *DNP - WR:* Willie Richardson, DL-George Wright

### TOTAL FIRST DOWNS

Rushing	16	11
Passing	7	5
Penalty	8	5
3rd Dwn M/A/Pct	4/14 28.6	3/13 23.1
4th Dwn M/A/Pct	1/1 100.0	0/0 0.0
TOTAL NET YARDS	271	165
Total Plays	64	56
Avg. Per Play	4.2	2.9
NET YARDS RUSHING	128	69
Total Rushes	43	24
NET YARDS PASSING	9	143
Passing A-C-I	2-13-1	27-12-3
Tackled/Yds Lost	0/0	5/35
Gross Yards	143	131
Completion Pct.	61.9	44.4
PUNTS/AVERAGE	6/37.2	5/40.8
PENALTIES/YARDS	5/43	3/16
FUMBLES/BALL LOST	2/2	6/2
TDs R-P:Def:Rt	2-0-0-0	0-0-0-0
FIELD GOALS	42.15	16.44.14

### COLTS BROWNS

<b>RECEIVING</b>	No.	Yds.	Avg.	LG	TD
Mitchell	5	73	14.6	26	0
Matte	3	22	7.3	17	0
Hinton	2	30	15.0	21	0
Perkins	1	10	10.0	10	0
Nottingham	1	5	5.0	5	0
Havrilak	1	3	3.0	3	0
<b>COLTS</b>	<b>13</b>	<b>143</b>	<b>8.0</b>	<b>26</b>	<b>0</b>
Scott	5	41	8.2	13	0
Kelly	4	24	6.0	13	0
Hooker	1	39	39.0	39	0
Hill	1	16	16.0	16	0
Morris	1	11	11.0	11	0
<b>BROWNS</b>	<b>12</b>	<b>131</b>	<b>10.9</b>	<b>39</b>	<b>0</b>

<b>INTERCEPTIONS</b>	No.	Yds.	Avg.	LG	TD
Volk	2	56	28.0	37	0
Stukes	1	23	23.0	23	0
<b>COLTS</b>	<b>3</b>	<b>79</b>	<b>26.3</b>	<b>37</b>	<b>0</b>
Snowdon	1	1	1.0	1	0
Scott	0	22	0.0	22	0
<b>BROWNS</b>	<b>1</b>	<b>23</b>	<b>23.0</b>	<b>22</b>	<b>0</b>

<b>PUNTING</b>	No.	Yds.	Avg.	Net	TB	LG	Bk.
Lee	6	223	37.2	24.8	0	46	0
<b>COLTS</b>	<b>6</b>	<b>223</b>	<b>37.2</b>	<b>24.8</b>	<b>0</b>	<b>46</b>	<b>0</b>
Cockroft	5	204	40.8	35.4	0	44	0
<b>BROWNS</b>	<b>5</b>	<b>204</b>	<b>40.8</b>	<b>35.4</b>	<b>0</b>	<b>44</b>	<b>0</b>

<b>PUNT RETURNS</b>	No.	FC	Yds.	Avg.	LG	TD
Volk	4	1	27	6.8	12	0
<b>COLTS</b>	<b>4</b>	<b>1</b>	<b>27</b>	<b>6.8</b>	<b>12</b>	<b>0</b>
Kelly	3	0	7†	23.3	48	0
Jones	1	0	3	3.0	3	0
<b>BROWNS</b>	<b>4</b>	<b>0</b>	<b>74</b>	<b>18.5</b>	<b>48</b>	<b>0</b>

<b>KICKOFF RETURNS</b>	No.	Yds.	Avg.	LG	TD
Pittman	1	25	25.0	25	0
<b>COLTS</b>	<b>1</b>	<b>25</b>	<b>25.0</b>	<b>25</b>	<b>0</b>
Brown	2	34	17.0	19	0
Scott	1	30	30.0	30	0
Morrison	1	19	19.0	19	0
Dieken	1	15	15.0	15	0
<b>BROWNS</b>	<b>5</b>	<b>98</b>	<b>19.6</b>	<b>30</b>	<b>0</b>

<b>PASSING</b>	Ath.	Comp.	Yds.	Pct.	Avg./Ath.
Unitas	21	13	143	61.9	6.81
<b>COLTS</b>	<b>21</b>	<b>13</b>	<b>143</b>	<b>61.9</b>	<b>6.81</b>
Nelson	21	9	104	42.9	4.95
Phipps	6	3	27	50.0	4.50
<b>BROWNS</b>	<b>27</b>	<b>12</b>	<b>131</b>	<b>44.4</b>	<b>4.85</b>

## AFC CHAMPIONSHIP GAME — January 2, 1972 - Orange Bowl

COLTS	MIAMI	0	0	0	0	0							TOTAL FIRST DOWNS					RECEIVING											
MIAMI		7	0	7	7	21	Rushing	16	13	Hinton	6	98	16.3	27	0	Kicking	0	0	0	0	0	0	0	0	0	0	0	0	
<b>SCORING SUMMARY</b>							Passing	10	4	Nottingham	4	26	6.5	25	0	Perkins	3	19	6.3	9	0	0	0	0	0	0	0	0	0
M		Warfield	75	pass	from	Griese	(Yepremian kick)	Penalty	0	1	Havrliak	2	34	15.5	18	0	McCouley	2	24	12.0	16	0	0	0	0	0	0	0	
M		Anderson	62	interception	return	(Yepremian kick)	TOTAL NET YARDS	3rd Dwn M/A/Pct	7/16	43.8	2/8	25.0	302	286	0	Mitchell	1	14	14.0	14	0	0	0	0	0	0	0	0	
M		Csonka	5	run	(Yepremian kick)	TOTAL NET YARDS	Total Plays	Completion Pct.	4.4	6.4	4.4	6.4	68	45	Matte	1	6	6.0	6	0	0	0	0	0	0	0	0	0	
<b>COLTS STARTING LINEUP</b>							NET YARDS RUSHING	Avg. Per Play	93	144	29	35	29	35	COLTS	20	224	11.2	27	0	0	0	0	0	0	0	0	0	
Eddie Hinton	WR	LE	Bubba Smith	Passing A-C-I	36-20-3	8-4-1	Completion Pct.	209	142	Warfield	2	125	62.5	75	1	Twilley	2	33	16.5	20	0	0	0	0	0	0	0	0	
Bob Vogel	LT	LT	Billy Newsome	Tackled/Yds Lost	3/15	2/16	Gross Yards	224	158	COLTS	4	158	39.5	75	1	DOLPHINS	4	158	39.5	75	1	0	0	0	0	0	0	0	
Glenn Kessler	LG	RT	Fred Miller	PUNTS/AVERAGE	3/45.3	6/42.7	Completion Pct.	55.6	50.0	INTERCEPTIONS	No.	Yds.	Avg.	LG	TD	Logan	1	0	0.0	0	0	0	0	0	0	0	0		
Bill Curry	C	RE	Roy Hillen	PENALTIES/YARDS	2/20	1/12	PUNTS/AVERAGE	3/45.3	6/42.7	COLTS	1	0	0.0	0	0	Anderson	1	62	62.0	62	1	0	0	0	0	0	0		
John Williams	RG	LLB	Roy May	FUMBLES/BALL LOST	1/0	0/0	PENALTIES/AVERAGE	1/0	0/0	Kolen	1	11	11.0	11	0	Scott	1	0	0.0	0	0	0	0	0	0	0			
Dan Sullivan	RT	MLB	Mike Curtis	TDs R-P-Def-Rt	0-0-0	1-1-0	PENALTIES/AVERAGE	1/0	0/0	DOLPHINS	3	73	24.3	62	1	Logan	1	0	0.0	0	0	0	0	0	0	0			
Tom Mitchell	TE	LB	Ted Hendricks	FIELD GOALS	46,48,35	None	PENALTIES/AVERAGE	1/0	0/0	PUNTING No.	Yds.	Avg.	Net	TB	Bk.	Laird	3	136	45.3	32.0	1	47	0	0	0	0			
Roy Perkins	WR	LCB	Charlie Stukes	RUSHING No.	Yds.	Avg.	LG	TD	Nottingham	15	50	3.3	8	0	COLTS	3	136	45.3	32.0	1	47	0	0	0	0				
John Unitas	QB	RCB	Rex Kern	Notowitzke	2	5	2.5	3	Nowatzke	2	5	2.5	3	0	Seiple	6	256	42.7	39.3	0	52	0	0	0	0				
Dan McCauley	RB	LS	Jerry Logan	Unitas	1	5	5.0	5	Nowatzke	2	5	2.5	3	0	DOLPHINS	6	256	42.7	39.3	0	52	0	0	0	0				
Don Nottingham	RB	RS	Rick Volk	COLTS	29	93	3.2	9	0	Kick	18	66	3.7	15	0	PUNT RETURNS No.	FC	Yds.	Avg.	LG	TD	Yolk	5	1	20	4.0	6	0	
<b>SUBSTITUTIONS</b>							Morris	1	3	3.0	3	0	0	0	COLTS	5	1	20	4.0	6	0	0	0	0	0				
KJim O'Brien	P-David Lee	Offense:	QB-Earl Morrall	RBs-Tom Nowatzke, Tom Matte	Charlie Pittman	WRs-Sam Havrliak, Willie Richardson	TE-John Mackey	OL-Cornelius Johnson, Dennis Nelson, Ken Mendenhall	Defense:	DJJim Bailey, George Wright, LBS-Bill Laskey, Tom Baultler, DBs-Lonnie Hepburn, Tom Curtis	Morris	1	3	3.0	3	0	DOLPHINS	2	0	20	10.0	14	0	0	0				
<b>PASSING</b>							DOLPHINS	35	144	4.1	15	1	0	0	KICKOFF RETURNS No.	Yds.	Avg.	LG	TD	Pittman	2	58	29.0	38	0	0			
Unitas	36	20	224	55.6	6.22	0	0.0	3	8.3	27	3/15	39.6	95.8	COLTS	2	58	29.0	38	0	0	0	0	0	0					
COLTS	36	20	224	55.6	6.22	0	0.0	3	8.3	27	3/15	39.6	95.8	DOLPHINS	1	22	22.0	22	0	0	0	0	0	0					
Griese	8	4	158	50.0	19.75	1	12.5	1	12.5	75	2/16	95.8	95.8																
DOLPHINS	8	4	158	50.0	19.75	1	12.5	1	12.5	75	2/16	95.8	95.8																

## AFC DIVISIONAL PLAYOFFS — December 27, 1975 - Three Rivers Stadium

COLTS	PITTSBURGH	0	7	3	0	10							TOTAL FIRST DOWNS					RECEIVING										
PITTSBURGH		7	0	7	7	28	Rushing	10	16	Mitchell	4	20	5.0	10	0	Kicking	0	0	0	0	0	0	0	0	0	0	0	
<b>SCORING SUMMARY</b>							Passing	4	13	Doughty	2	63	31.5	58	1	0	0	0	0	0	0	0	0	0	0	0	0	
P		Harris	8	run	(Gerela kick)	TD	%TD	Int.	%Int.	LG	Sacked	Rating	McCouley	1	9	9.0	9	0	0	0	0	0	0	0	0	0	0	
Colts		Doughty	5	passes	from	Domres	(Linhart kick)	0	0.0	3	8.3	27	3/15	39.6	0	0	0	0	0	0	0	0	0	0	0	0	0	
Colts		Linhart	21	FG	Colts		11	33	3.0	9	0	0	0	0	0	0	0	0	0	0	0	0	0	0	0	0	0	
P		Bleier	7	run	(Gerela kick)	TD	%TD	Int.	%Int.	LG	Sacked	Rating	McCouley	1	9	9.0	9	0	0	0	0	0	0	0	0	0	0	
P		Bradshaw	2	run	(Gerela kick)	TD	%TD	Int.	%Int.	LG	Sacked	Rating	McCouley	1	9	9.0	9	0	0	0	0	0	0	0	0	0	0	
P		Russell	93	turning	(Gerela kick)	TD	%TD	Int.	%Int.	LG	Sacked	Rating	McCouley	1	9	9.0	9	0	0	0	0	0	0	0	0	0	0	
<b>COLTS STARTING LINEUP</b>							NET YARDS RUSHING	Total Rushes	41	23	82	21	43	STEELERS	8	103	12.9	34	0	0	0	0	0	0	0	0	0	
Roger Carr	WR	LE	Fred Cook	Passing A-C-I	22-8-2	13-8-2	Completion Pct.	36.4	61.5	NET YARDS PASSING	72	76	76	76	INTERCEPTIONS	No.	Yds.	Avg.	LG	TD	Mumphord	2	67	33.5	58	0	0	
David Taylor	LT	LT	Mike Barnes	Tackled/Yds Lost	5/28	3/27	Gross Yards	100	103	Passing A-C-I	22-8-2	13-8-2	Completion Pct.	36.4	61.5	Blount	1	20	20.0	20	0	0	0	0	0	0		
Robert Pratt	LG	RT	Joe Ehrmann	PUNTS/AVERAGE	9/40.1	4/39.8	Completion Pct.	36.4	61.5	Penalties/Yards	6/53	5/45	PUNTS/AVERAGE	2/1	3/2	Ham	1	6	6.0	6	0	0	0	0	0	0		
Elmer Collett	RG	LLB	Tom MacLeod	PENALTIES/YARDS	6/53	5/45	PUNTS/AVERAGE	2/1	3/2	FUMBLES/BALL LOST	2/1	3/2	PENALTIES/AVERAGE	2/1	3/2	STEELERS	2	26	13.0	20	0	0	0	0	0	0		
George Kuntz	RT	MLB	Jim Cheyneys	TDs R-P-Def-Rt	0-10-0	3-0-10	PUNTS/AVERAGE	2/1	3/2	TDs R-P-Def-Rt	0-10-0	3-0-10	PENALTIES/AVERAGE	2/1	3/2	Punting No.	Yds.	Avg.	Net	TB	Bk.	Laird	4	159	39.8	32.3	0	47
Raymond Chester	TE	RLB	Stan White	FIELD GOALS	21	None	PENALTIES/AVERAGE	2/1	3/2	FIELD GOALS	21	None	PENALTIES/AVERAGE	2/1	3/2	COLTS	9	361	40.1	30.6	2	49	0	0	0	0		
Glenn Doughty	WR	LCB	Lloyd Mumphord	RUSHING No.	Yds.	Avg.	LG	TD	Mitchell	26	63	2.4	7	0	COLTS	9	361	40.1	30.6	2	49	0	0	0	0	0		
Bert Jones	QB	RCB	Nelson Munsey	Mitchell	4	17	4.3	8	0	Domres	4	17	4.3	8	0	Walden	4	159	39.8	32.3	0	47	0	0	0	0		
Lydell Mitchell	RB	LS	Bruce Laird	Olds	5	6	1.2	3	0	James	2	6	3.0	7	0	STEELERS	4	159	39.8	32.3	0	47	0	0	0	0		
Bill Olds	RB	RS	Jackie Wallace	McCauley	3	3	1.0	2	0	McCauley	3	3	1.0	2	0	PUNT RETURNS No.	FC	Yds.	Avg.	LG	TD	Stevens	1	0	0.0	0	0	
<b>SUBSTITUTIONS</b>							COLTS	41	82	2.0	8	0	0	0	COLTS	4	1	30.7	18	0	0	0	0	0	0	0		
K.Toni Linhart	P-David Lee	Offense:	QB-Marty Domres	RBs-Don McCauley, Howard Stevens	TE-Jimmie Kennedy	WR-Marshall Johnson	OL-Ken Ham, Bob Van Dyne, Ed George	Defense:	DL-Dave Pear, Glenn Robinson	LBs-Mike Varty, Dan Dickel, Darrel Luce	DBs-Ray Oldham, Rick Volk, Doug Nealles	DNP - RB-Roosevelt Leaks, OL-Forrest Blue, WR-Freddie Scott	Edwards	2	0	22	11.0	16	0	0	0	0	0	0				
<b>PASSING</b>							STEELERS	43	211	4.9	22	3	0	0	COLTS	3	74	24.7	36	0	0	0	0	0				
Domres	11	6	91	54.5	8.27	0	0.0	0	0.0	58	2/8	82.0	82.0															
COLTS	11	6	91	54.5	8.27	0	0.0	0	0.0	58	2/8	82.0	82.0															
Bradshaw	22	8	100	36.4	4.55	1	4.5	2	9.1	58	5/28	28.6	28.6															
STEELERS	13	8	103	61.5	7.92	0	0.0	2	15.4	34	3/27	46.8	46.8															

## AFC DIVISIONAL PLAYOFFS — December 19, 1976 - Memorial Stadium

<b>PITTSBURGH</b>	<b>9</b>	<b>17</b>	<b>0</b>	<b>14</b>	<b>40</b>
<b>COLTS</b>	<b>7</b>	<b>0</b>	<b>0</b>	<b>7</b>	<b>14</b>

### SCORING SUMMARY

P	Lewis 76 pass from Bradshaw (kick failed)
P	Gerela 45 FG
COLTS	Carr 17 pass from Jones (Linhart kick)
P	Harrison 1 run (Gerela kick)
P	Swann 29 pass from Bradshaw (Gerela kick)
P	Gerela 25 FG
P	Swann 11 pass from Bradshaw (Gerela kick)
COLTS	leaks 1 run (Linhart kick)
P	Harrison 10 run (Mansfield kick)

### COLTS STARTING LINEUP

Roger Carr	WR	LE	Fred Cook
David Taylor	LT	RT	Mike Barnes
Robert Pratt	LG	RG	Joe Ehrmann
Ken Mandenhall	LC	RC	John Dutton
Elmer Collett	RG	LB	Derrel Luce
George Kunz	RT	MLB	Jim Chyrenski
Raymond Chester	TE	RIB	Stan White
Glenn Daughtry	WR	LCB	Lloyd Humphord
Bert Jones	QB	RCB	Ray Oldham
Lydell Mitchell	RB	LS	Bruce Laird
Roosevelt Leaks	RB	RS	Jackie Wallace

### SUBSTITUTIONS

K-Toni Linhart, P-David Lee; Offense: QB-Bill Troup; RBs-Dan McCauley, Howard Stevens, Ron Lee; TE-Jimmie Kennedy; WRs-Ricky Thompson, Freddie Scott; OL-Forest Blue, Bob Van Duyne; Defense: DL-Ron Fernandes; Ken Novak; LBs-Sanders Shiver, Dan Dickel, Ed Simonini; DBs-Randy Hall, Bryant Sutter, Tim Baylor; DNP - G-Ken Huff, GB-Mike Kirkland

<b>TOTAL FIRST DOWNS</b>	<b>COLTS</b>	<b>STEELERS</b>
Rushing	16	29
Passing	4	12
Penalty	8	15
3rd Dwn M/A/Pct	4/9 44.4	9/10 90.0
4th Dwn M/A/Pct	0/0 0.0	0/0 0.0
<b>TOTAL NET YARDS</b>	<b>170</b>	<b>526</b>
Total Plays	53	65
Avg. Perys	3.2	8.1
<b>NET YARDS RUSHING</b>	<b>71</b>	<b>225</b>
Total Rushes	23	40
<b>NET YARDS PASSING</b>	<b>99</b>	<b>301</b>
Passing A-C-I	25-11-2	24-19-0
Tackled/Yds Lost	5/45	1/7
Gross Yards	144	308
Completion Pct.	44.0	79.2
<b>PUNTS/AVERAGE</b>	<b>4/40.5</b>	<b>1/33.0</b>
<b>PENALTIES/YARDS</b>	<b>7/59</b>	<b>12/88</b>
<b>FUMBLES/BALL LOST</b>	<b>0/0</b>	<b>2/1</b>
<b>TDs R-P-Def-Rt</b>	<b>1-1-0-0</b>	<b>2-3-0-0</b>
<b>FIELD GOALS</b>	<b>None</b>	<b>45 25</b>

<b>RUSHING</b>	<b>No.</b>	<b>Yds.</b>	<b>Avg.</b>	<b>LG</b>	<b>TD</b>
Mitchell	16	55	3.4	9	0
Leaks	4	12	3.0	6	1
Jones	2	3	1.5	3	0
McCaughey	1	1	1.0	1	0
<b>COLTS</b>	<b>23</b>	<b>71</b>	<b>3.1</b>	<b>9</b>	<b>1</b>
Harris	18	132	7.3	50	0
Fuqua	11	54	4.9	13	0
Harrison	10	40	4.0	10	2
Bleier	1	-1	-1.0	-1	0
<b>STEELERS</b>	<b>40</b>	<b>225</b>	<b>5.6</b>	<b>50</b>	<b>2</b>

<b>RECEIVING</b>	<b>No.</b>	<b>Yds.</b>	<b>Avg.</b>	<b>LG</b>	<b>TD</b>
Mitchell	5	42	8.4	21	0
Chester	2	42	14.0	24	0
Carr	2	35	17.5	18	0
Doughty	1	25	25.0	25	0
<b>COLTS</b>	<b>11</b>	<b>144</b>	<b>13.1</b>	<b>25</b>	<b>0</b>
Swann	5	77	15.4	29 <sup>1</sup>	0
Harrison	4	37	9.3	18	0
Harris	3	24	8.0	15	0
Lewis	2	103	51.5	76 <sup>1</sup>	0
Fuqua	2	34	17.0	31	0
Bell	2	25	12.5	13	0
Stallworth	1	8	8.0	8	0
<b>STEELERS</b>	<b>19</b>	<b>308</b>	<b>16.2</b>	<b>76</b>	<b>3</b>

<b>INTERCEPTIONS</b>	<b>No.</b>	<b>Yds.</b>	<b>Avg.</b>	<b>LG</b>	<b>TD</b>
<b>COLTS</b>	<b>None</b>				
Edwards	1	26	26.0	26	0
Wagner	1	12	12.0	12	0
<b>STEELERS</b>	<b>2</b>	<b>38</b>	<b>19.0</b>	<b>26</b>	<b>0</b>

<b>PUNTING</b>	<b>No.</b>	<b>Yds.</b>	<b>Avg.</b>	<b>Net</b>	<b>TB</b>	<b>In20</b>	<b>LG</b>	<b>BL</b>
Lee	4	162	40.5	37.5	0	1	48	0
<b>COLTS</b>	<b>4</b>	<b>162</b>	<b>40.5</b>	<b>37.5</b>	<b>0</b>	<b>1</b>	<b>48</b>	<b>0</b>
Walden	1	33	33.0	22.0	0	0	33	0
<b>STEELERS</b>	<b>1</b>	<b>33</b>	<b>33.0</b>	<b>22.0</b>	<b>0</b>	<b>0</b>	<b>33</b>	<b>0</b>

<b>PUNT RETURNS</b>	<b>No.</b>	<b>FC</b>	<b>Yds.</b>	<b>Avg.</b>	<b>LG</b>	<b>TD</b>
Stevens	1	0	11	11.0	11	0
<b>COLTS</b>	<b>1</b>	<b>0</b>	<b>11</b>	<b>11.0</b>	<b>11</b>	<b>0</b>
Swann	3	0	12	4.0	8	0
<b>STEELERS</b>	<b>3</b>	<b>0</b>	<b>12</b>	<b>4.0</b>	<b>8</b>	<b>0</b>

<b>KICKOFF RETURNS</b>	<b>No.</b>	<b>Yds.</b>	<b>Avg.</b>	<b>LG</b>	<b>TD</b>
Stevens	3	66	22.0	27	0
Lee	3	39	13.0	23	0
Laird	1	5	5.0	5	0
<b>COLTS</b>	<b>7</b>	<b>110</b>	<b>15.7</b>	<b>27</b>	<b>0</b>
Bell	1	19	19.0	19	0
Pough	1	19	19.0	19	0
<b>STEELERS</b>	<b>2</b>	<b>79</b>	<b>39.5</b>	<b>60</b>	<b>0</b>

<b>PASSING</b>	<b>Att.</b>	<b>Comp.</b>	<b>Yds.</b>	<b>Pct.</b>	<b>Avg./Att.</b>	<b>TD</b>	<b>%TD</b>	<b>Int.</b>	<b>%Int.</b>	<b>LG</b>	<b>Sacked</b>	<b>Rating</b>
Jones	25	11	144	44.0	5.76	1	4.0	2	8.0	25	5/45	42.8
<b>COLTS</b>	<b>25</b>	<b>11</b>	<b>144</b>	<b>44.0</b>	<b>5.76</b>	<b>1</b>	<b>4.0</b>	<b>2</b>	<b>8.0</b>	<b>25</b>	<b>5/45</b>	<b>42.8</b>
Bradshaw	18	14	264	77.8	14.67	3	16.7	0	0.0	76 <sup>1</sup>	1/7	158.3
Kruczek	6	5	44	83.3	7.33	0	0.0	0	0.0	15	0/0	97.2
<b>STEELERS</b>	<b>24</b>	<b>19</b>	<b>308</b>	<b>79.2</b>	<b>12.83</b>	<b>3</b>	<b>12.5</b>	<b>0</b>	<b>0.0</b>	<b>76<sup>1</sup></b>	<b>1/7</b>	<b>158.3</b>

## AFC DIVISIONAL PLAYOFFS — December 24, 1977 - Memorial Stadium

<b>OAKLAND</b>	<b>7</b>	<b>0</b>	<b>14</b>	<b>0</b>	<b>6</b>	<b>37</b>
<b>COLTS</b>	<b>0</b>	<b>10</b>	<b>7</b>	<b>14</b>	<b>0</b>	<b>31</b>

### SCORING SUMMARY

O	Davis 30 run (Mann kick)
COLTS	Laird 61 interception return (Linhart kick)
COLTS	Linhart 36 FG
O	Casper 8 pass from Stabler (Mann kick)
COLTS	Johnson 87 kickoff return (Linhart kick)
O	Casper 10 pass from Stabler (Mann kick)
COLTS	Lee 1 run (Linhart kick)
O	Banaszak 1 run (Mann kick)
COLTS	Lee 13 run (Linhart kick)
O	Mann 22 FG
O	Casper 10 pass from Stabler (no attempt)

### COLTS STARTING LINEUP

Freddie Scott	WR	LE	Fred Cook
David Taylor	LT	RT	Mike Barnes
Robert Pratt	LG	RG	Joe Ehrmann
Ken Mandenhall	LC	RC	John Dutton
Ken Huff	RG	LB	Tom Macleod
George Kunz	RT	MLB	Ed Simonini
Raymond Chester	TE	RIB	Stan White
Glenn Daughtry	WR	LCB	Norm Thompson
Bert Jones	QB	RCB	Nelson Munsey
Lydell Mitchell	RB	LS	Bruce Laird
Roosevelt Leaks	RB	RS	lyle Blackwood

### SUBSTITUTIONS

K-Toni Linhart, P-David Lee; Offense: QB-Bill Troup; RBs-Dan McCauley, Ron Lee; TE-Mack Aiston, Jimmie Kennedy; WRs-Howard Satherwhite, Marshall Johnson; OL-Forest Blue, Bob Van Duyne, Wade Griffin; Defense: DL-Ron Fernandes; LBs-Sanders Shiver, Dan Dickel, Derrel Luce; DBs-Ray Oldham, Doug Nettles, Tim Baylor; DNP - QB-Mike Kirkland, WR-Ricky Thompson, WR-Roger Carr, DT-Ken Novak

<b>TOTAL FIRST DOWNS</b>	<b>COLTS</b>	<b>RAIDERS</b>
Rushing	22	28
Passing	10	8
Penalty	8	17
3rd Dwn M/A/Pct	5/18 27.8	7/17 41.2
4th Dwn M/A/Pct	0/0 0.0	0/0 0.0
<b>TOTAL NET YARDS</b>	<b>301</b>	<b>491</b>
Total Plays	82	89
Avg. Per Play	3.7	5.5
<b>NET YARDS RUSHING</b>	<b>187</b>	<b>167</b>
Total Rushes	50	47
<b>NET YARDS PASSING</b>	<b>114</b>	<b>324</b>
Passing A-C-I	26-12-0	40-21-2
Tackled/Yds Lost	6/50	2/21
Gross Yards	164	345
Completion Pct.	46.2	52.5
<b>PUNTS/AVERAGE</b>	<b>13/33.7</b>	<b>8/46.8</b>
<b>PENALTIES/YARDS</b>	<b>8/82</b>	<b>7/65</b>
<b>FUMBLES/BALL LOST</b>	<b>1/0</b>	<b>4/2</b>
<b>TDs R-P-Def-Rt</b>	<b>2-0-1-1</b>	<b>2-3-0-0</b>
<b>TIME OF POSSESSION</b>	<b>37:19</b>	<b>38:24</b>
<b>FIELD GOALS</b>	<b>36</b>	<b>22</b>

<b>RUSHING</b>	<b>No.</b>	<b>Yds.</b>	<b>Avg.</b>	<b>LG</b>	<b>TD</b>
Mitchell	23	67	2.9	10	0
Lee	11	46	4.2	14	0
Leaks	8	35	4.4	11	2
Jones	6	30	5.0	9	0
McCaughey	2	9	4.5	9	0
<b>COLTS</b>	<b>50</b>	<b>187</b>	<b>3.7</b>	<b>14</b>	<b>2</b>
van Egghan	19	76	4.0	16	0
Davis	16	48	3.0	30 <sup>1</sup>	1
Banaszak	11	37	3.4	12	1
Garrett	1	6	6.0	6	0
<b>RAIDERS</b>	<b>47</b>	<b>167</b>	<b>3.5</b>	<b>30</b>	<b>2</b>

<b>RECEIVING</b>	<b>No.</b>	<b>Yds.</b>	<b>Avg.</b>	<b>LG</b>	<b>TD</b>
Mitchell	3	39	13.0	21	0
Scott	2	45	22.5	26	0
Lee	2	22	11.0	16	0
McCaughey	2	11	5.5	12	0
Chester	1	30	30.0	30	0
Doughty	1	20	20.0	20	0
Pratt	1	3	3.0	3	0
<b>COLTS</b>	<b>12</b>	<b>164</b>	<b>13.7</b>	<b>30</b>	<b>0</b>
Biletnikoff	7	88	12.6	18	0
Branch	6	113	18.8	41	0
Casper	4	70	17.5	42	0
van Egghan	2	39	19.5	23	0
Davis	2	35	17.5	21	0
<b>RAIDERS</b>	<b>21</b>	<b>345</b>	<b>16.4</b>	<b>42</b>	<b>0</b>

<b>INTERCEPTIONS</b>	<b>No.</b>	<b>Yds.</b>	<b>Avg.</b>	<b>LG</b>	<b>TD</b>
Laird	2	61	30.5	61 <sup>1</sup>	0
<b>COLTS</b>	<b>2</b>	<b>61</b>	<b>30.5</b>	<b>61<sup>1</sup></b>	<b>0</b>
<b>RAIDERS</b>	<b>None</b>				

<b>PUNTING</b>	<b>No.</b>	<b>Yds.</b>	<b>Avg.</b>	<b>Net</b>	<b>TB</b>	<b>In20</b>	<b>LG</b>	<b>BL</b>
Lee	12	438	36.5	31.3	1	1	49	0
<b>COLTS</b>	<b>13</b>	<b>438</b>	<b>33.7</b>	<b>28.9</b>	<b>1</b>	<b>1</b>	<b>49</b>	<b>0</b>
Garrett	8	374	46.8	36.5	3	0	52	0
<b>RAIDERS</b>	<b>8</b>	<b>374</b>	<b>46.8</b>	<b>36.5</b>	<b>3</b>	<b>0</b>	<b>52</b>	<b>0</b>

<b>PUNT RETURNS</b>	<b>No.</b>	<b>FC</b>	<b>Yds.</b>	<b>Avg.</b>	<b>LG</b>	<b>TD</b>
Blackwood	2	0	6	3.0	11	0
Johnson	1	1	16	16.0	16	0
Oldham	0	1	0	0.0	0	0
<b>COLTS</b>	<b>3</b>	<b>2</b>	<b>22</b>	<b>7.3</b>	<b>16</b>	<b>0</b>
Colzie	5	1	42	8.4	16	0
Bradshaw	1	0	0	0.0	0	0
<b>RAIDERS</b>	<b>6</b>	<b>1</b>	<b>42</b>	<b>7.0</b>	<b>16</b>	<b>0</b>

<b>KICKOFF RETURNS</b>	<b>No.</b>	<b>Yds.</b>	<b>Avg.</b>	<b>LG</b>	<b>TD</b>
Johnson	3	134	44.7	87 <sup>1</sup>	0

### AFC DIVISIONAL PLAYOFFS - January 9, 1988 - Cleveland Stadium

COLTS CLEVELAND		7	7	0	7	21																		
SCORING SUMMARY																								
Byner 10 pass from Kosar (Bahr kick)												TOTAL FIRST DOWNS		23	COLTS BROWNS		RECEIVING		No.	Yds.	Avg.	LG	TD	
Beach 2 pass from Trudeau (Biausucci kick)												Rushing		4	10		Dickerson		7	65	9.3	19	1	
Langhorne 39 pass from Kosar (Bahr kick)												Passing		16	13		Brooks		5	78	15.6	29	0	
Dickerson 19 pass from Trudeau (Biausucci kick)												Penalty		3	2		Benley		4	47	11.8	15	0	
Byner 2 run (Bahr kick)												3rd Dwn M/A/Pct		7/12	58.3	11/14	78.6	Bouza		2	24	12.0	18	0
Brennan 2 pass from Kosar (Bahr kick)												4th Dwn M/A/Pct		0/1	0.0	0/0	0.0	Beach		2	6	3.0	4	1
Benley 1 run (Biausucci kick)												TOTAL NET YARDS		315	404		Murray		1	25	25.0	25	0	
Minnifield 48 interception return (Bahr kick)												Total Plays		65	65		Bellini		1	21	21.0	21	0	
WR LE Donnell Thompson												Avg. Per Play		5.1	6.2		COLTS		22	266	12.1	29	2	
WR Byron Darby												NET YARDS RUSHING		63	175		Newsome		4	65	16.3	22	0	
RE Jon Hand												Total Rushes		21	34		Byner		4	36	9.0	16	1	
OLB Johnnie Cooks												NET YARDS PASSING		252	229		Brennan		3	25	8.3	13	1	
RB Barry Kraus												Passing A-C-I		39-22-2	31-20-1		Mack		3	17	5.7	6	0	
TE ROLB Duane Bickett												Tackled/Yds Lost		2/14	0/0		Fontenot		2	20	10.0	11	0	
WR Willie Tullis												Gross Yards		266	229		Langhorne		1	39	39.0	39	1	
QB ECB Eugene Daniel												Completion Pct.		56.4	64.5		Slaughter		1	14	14.0	14	0	
RB SS Freddie Robinson												PUNTS/AVERAGE		4/43.8	1/37.0		McNeil		1	8	8.0	8	0	
FB Mike Poir												PENALTIES/YARDS		7/75	4/20		Weathers		1	5	5.0	5	0	
SUBSTITUTIONS												FUMBLES/BALL LOST		1/0	1-31-0		BROWNS		20	229	11.5	39	3	
P-Sean Stabile; RB-George Wonsley; WRs-Walter Murray, Mark Bellini; TE-John Brantley, Mark Boyer; OL-Joel Patten; Defense: DL-Jerome Solly, Harvey Armstrong; LBs-Kevin Hancock, Dave Ahrens, June James, Orlando Long; DBs-John Holt, Nesby Glasgow, Orlando Swoope, Terry Wright, Chris Goodie, Jim Fryman; DNP-OL-Randy Dixon, Bob Brotzki; QB-Terry Hoogboom, Terry Nugent; WR-Roy Banks; TE-Mike McCloskey; DL-Don Thorp												TIME OF POSSESSION		27:34	32:26		INTERCEPTIONS		No.	Yds.	Avg.	LG	TD	
PASSING Att. Comp. Yds. Pct. Avg./Att.												FIELD GOALS		None	32		Robinson		1	0	0.0	0	0	
TD %TD Int. %Int. LG Sacked Rating												RUSHING No. Yds. Avg. LG TD		Dickerson		15	50	3.3	14	0				
COLTS 39 21 256 64.8 6.82												Bentley		4	9	2.3	6	1						
BROWNS 31 20 229 64.5 7.39												Trudeau		2	4	2.0	4	0						
TD 2 5.1 2 5.1 29/14 73.2												COLTS		21	63	3.0	14	1						
TD 3 9.7 1 3.2 39/0 105.4												Byner		23	122	5.3	25	1						
TD 3 9.7 1 3.2 39/0 105.4												Mack		6	38	6.3	27	0						
TD 3 9.7 1 3.2 39/0 105.4												Manoa		4	10	2.5	6	0						
TD 3 9.7 1 3.2 39/0 105.4												Kosar		1	5	5.0	5	0						
TD 3 9.7 1 3.2 39/0 105.4												BROWNS		34	175	5.1	27	1						
TD 3 9.7 1 3.2 39/0 105.4												KICKOFF RETURNS No. Yds. Avg. LG TD		Bentley		6	114	19.0	38	0				
TD 3 9.7 1 3.2 39/0 105.4												Athens		1	10	10.0	10	0						
TD 3 9.7 1 3.2 39/0 105.4												COLTS		7	124	17.7	38	0						
TD 3 9.7 1 3.2 39/0 105.4												McNeil		1	18	18.0	18	0						
TD 3 9.7 1 3.2 39/0 105.4												Fontenot		1	3	3.0	3	0						
TD 3 9.7 1 3.2 39/0 105.4												BROWNS		2	21	10.5	18	0						

### AFC WILDCARD GAME - December 31, 1995 - San Diego Jack Murphy Stadium

COLTS SAN DIEGO		0	14	7	14	35																						
SCORING SUMMARY																												
Carney 54 FG												TOTAL FIRST DOWNS		20	COLTS CHARGERS		RECEIVING		No.	Yds.	Avg.	LG	TD					
Dilger 2 pass from Harbaugh (Blanchard kick)												Rushing		10	7		Turner		5	64	12.8	21	0					
Pupunu 6 pass from Humphries (Carney kick)												Passing		9	20		Warren		4	45	11.3	17	0					
Crockett 33 run (Blanchard kick)												Penalty		1	0		Dawkins		2	49	24.5	42	1					
Jefferson 11 pass from Humphries (Carney kick)												3rd Dwn M/A/Pct		8/13	61.5	10/17	58.8	Crockett		2	10	5.0	6	0				
Dawkins 42 pass from Harbaugh (Blanchard kick)												4th Dwn M/A/Pct		0/0	0.0	0/1	0.0	Dilger		2	9	4.5	7	1				
Carney 30 FG												TOTAL NET YARDS		333	429		Humphrey		1	-2	-2.0	-2	0					
Crockett 66 run (Blanchard kick)												Total Plays		58	80		COLTS		16	175	10.9	42	2					
Harbaugh 3 run (Blanchard kick)												Avg. Per Play		5.7	5.4		Harmon		10	133	13.3	24	0					
WR LE Bernard Whittington												NET YARDS RUSHING		178	145		Martin		3	39	13.0	18	0					
WR Tony McCoy												Total Rushes		29	32		Jefferson		3	33	11.0	12	1					
RE Tony Siragusa												NET YARDS PASSING		155	284		Pupunu		2	42	21.0	26	0					
OLB Steve Grant												Passing A-C-I		27-16-1	47-23-11		Fletcher		2	42	21.0	26	0					
TE Stephen Herrod												Tackled/Yds Lost		2/20	1/9		Seay		2	19	9.5	11	0					
RB Quentin Coryatt												Gross Yards		175	292		CHARGERS		23	292	12.7	26	2					
WR LCB Ray Buchanan												Completion Pct.		59.3	48.9		INTERCEPTIONS		No.	Yds.	Avg.	LG	TD					
QB RCB Ashley Ambrose												PUNTS/AVERAGE		5/37.4	2/54.2		Belser		2	68	34.0	36	0					
RB SS David Tate												PENALTIES/YARDS		4/30	4/24		Grant		1	13	13.0	13	0					
FB Jason Belser												FUMBLES/BALL LOST		2/0	0/0		McElroy		1	0	0.0	0	0					
SUBSTITUTIONS												TDs R-P-DefRt		5-3-20	2-0-2-0		COLTS		4	81	20.3	36	0					
P-Chris Gardocki; Offense: RBs-Zack Crockett, Ronald Humphrey, Cliff Grace; WRs-Jaron Bailey, Brian Stabile; TE-Bradford Banta; OL-Joe Vickers; Defense: LBs-Trevor Alberts, Devon McDonald; Scott Johnson; RBs-Trevor Wilmot; DBs-Eugene Daniel, Conrad Danvers, Derwin Gray, Ray McElroy, Damon Waitz; LBs-Craig Erickson; OL-Derek West; Eric												TIME OF POSSESSION		28:51	31:09		CHARGERS		1	0	0.0	0	0					
WR QB Paul Justin; WRs-Wendell Davis, Bobby												FIELD GOALS		None	54-30		PUNTING		No.	Yds.	Avg.	Net	TB	In20	LG	Blk.		
WR TE-Marcus Pollard; OL-Seth Dittman, Shawn												RUSHING No. Yds. Avg. LG TD		Crockett		13	147	11.3	66	2								
WR DL-Mike Peltan; LB-Seah Morrison												Faulk		1	16	16.0	16	0	Gardocki		5	187	37.4	33.4	1	2	39	0
PASSING Att. Comp. Yds. Pct. Avg./Att.												Harbaugh		5	10	2.0	7	1	COLTS		5	187	37.4	33.4	1	2	39	0
TD 2 7.4 1 3.7 42/20 87.7												Warren		10	5	0.5	4	0	Bennett		2	109	54.5	28.5	0	0	65	0
TD 2 7.4 1 3.7 42/20 87.7												COLTS		29	178	6.1	66	3	CHARGERS		2	109	54.5	28.5	0	0	65	0
TD 2 7.4 1 3.7 42/20 87.7												Hayden		18	80	4.4	15	0	PUNT RETURNS		No.	FC	Yds.	Avg.	LG	TD		
TD 2 7.4 1 3.7 42/20 87.7												Humphries		4	32	8.0	17	0	Buchanan		2	0	52	26.0	46	0		
TD 2 7.4 1 3.7 42/20 87.7												Fletcher		3	23	7.7	20	0	Coleman		2	0	52	26.0	46	0		
TD 2 7.4 1 3.7 42/20 87.7												Means		6	11	1.8	5	0	Coleman		0	2	0	0.0	0	0		
TD 2 7.4 1 3.7 42/20 87.7												Harmon		6	-1	-1.0	-1	0	CHARGERS		0	2	0	0.0	0	0		
TD 2 7.4 1 3.7 42/20 87.7												CHARGERS		32	145	4.5	20	0	KICKOFF RETURNS		No.	Yds.	Avg.	LG	TD			
TD 2 7.4 1 3.7 42/20 87.7												TD 2 7.4 1 3.7 42/20 87.7		Baylor		2	44	22.0	25	0								
TD 2 7.4 1 3.7 42/20 87.7												TD 2 7.4 1 3.7 42/20 87.7		Warren		2	38	19.0	22	0								
TD 2 7.4 1 3.7 42/20 87.7												TD 2 7.4 1 3.7 42/20 87.7		Humphrey		1	28	28.0	28	0								
TD 2 7.4 1 3.7 42/20 87.7												TD 2 7.4 1 3.7 42/20 87.7		COLTS		5	110	22.0	28	0								
TD 2 7.4 1 3.7 42/20 87.7												TD 2 7.4 1 3.7 42/20 87.7		Coleman		6	133	22.2	28	0								
TD 2 7.4 1 3.7 42/20 87.7												TD 2 7.4 1 3.7 42/20 87.7		CHARGERS		6	133	22.2	28	0								

## AFC DIVISIONAL PLAYOFFS — January 7, 1996 - Arrowhead Stadium

<b>COLTS</b>	0	7	3	0	10
<b>KANSAS CITY</b>	7	0	0	0	7

## SCORING SUMMARY

KC Dawson 20 pass from Bono (Elliott kick)  
Colts Turner 5 pass from Harbaugh (Blanchard kick)

Colts Blanchard 30 FG

## COLTS STARTING LINEUP

Sean Dawkins	WR	LE	Bernard Whittington
Will Wolford	LT	LT	Tony McCoy
Kipp Vickers	LG	RT	Ellis Johnson
Kirk Lowdermilk	C	RE	Tony Bennett
Joe Staysniak	RG	LLB	Stephen Grant
Jason Matthews	RT	MLB	Jeff Herrod
Ken Dilger	TE	RLB	Quentin Coryatt
Floyd Turner	WR	LCB	Roy Buchanan
Jim Harbaugh	QB	RCB	Ashley Ambrose
Lamont Warren	RB	SS	David Tate
Zack Crockett	RB	FS	Jason Belsler

## SUBSTITUTIONS

K-Cary Blanchard, P-Chris Gardocki; Offense: RB-Ronald Humphrey, Cliff Groce; WRs-Aaron Bailey, Brian Stabilein; TE-Bradford Banta, Marcus Pollard; OL-Eric Mahlum, Derek West, Randy Dixon; Defense: DL-Freddie Joe Nunn; LBs-Trev Alberts, Devon McDonald, Scott Radecic, Trevor Wilmont; DBs-Eugene Daniel, Conrad Clarks, Derwin Gray, Roy McElroy, Damon Waits; DNP - QB-Craig Erickson; DL-Mike Pelton  
Inactives: QB-Paul Justin; RB-Marshall Faulk; WRs-Wendell Davis, Bobby Olive; OL-Seth Dittman, Shawn Harper; DL-Tony Siragusa; LB-Stevie Morrison

<b>PASSING</b>	Att.	Comp.	Yds.	Pct.	Avg./Att.
Harbaugh	27	12	112	44.4	4.15
<b>COLTS</b>	<b>27</b>	<b>12</b>	<b>112</b>	<b>44.4</b>	<b>4.15</b>
Bono	25	11	122	44.0	4.88
Gannon	8	5	30	62.5	3.75
<b>CHIEFS</b>	<b>33</b>	<b>16</b>	<b>152</b>	<b>48.5</b>	<b>4.61</b>

## TOTAL FIRST DOWNS

<b>COLTS</b>	16	15
Rushing	7	5
Passing	8	9
Penalty	1	1
3rd Dwn M/A/Pct	7/17 41.2	7/15 46.7
4th Dwn M/A/Pct	1/1 100.0	0/0 0.0
<b>TOTAL NET YARDS</b>	<b>249</b>	<b>281</b>
Total Plays	68	61
Avg. Per Play	3.7	4.6
<b>NET YARDS RUSHING</b>	<b>147</b>	<b>129</b>
Total Rushes	39	28
<b>NET YARDS PASSING</b>	<b>102</b>	<b>152</b>
Passing A-C-I	27-12-1	33-16-3
Tackled/Yds Lost	2/10	0/0
Gross Yards	112	152
Completion Pct	44.4	48.5
<b>PUNTS/AVERAGE</b>	<b>6/36.5</b>	<b>4/36.8</b>
<b>PENALTIES/YARDS</b>	<b>6/38</b>	<b>3/29</b>
<b>FUMBLIES/BALL LOST</b>	<b>4/0</b>	<b>1/1</b>
<b>TDs R-P-Def/Rt</b>	<b>1-0-1-0</b>	<b>1-0-1-0</b>
<b>TIME OF POSSESSION</b>	<b>33:14</b>	<b>26:46</b>
<b>FIELD GOALS</b>	<b>4/30.49</b>	<b>35/39.42</b>

<b>RUSHING</b>	No.	Yds.	Avg.	LG	TD
Warren	20	76	3.8	20	0
Harbaugh	9	48	5.3	18	0
Crockett	6	12	2.0	6	0
Humphrey	4	11	2.8	5	0
<b>COLTS</b>	<b>39</b>	<b>147</b>	<b>3.8</b>	<b>20</b>	<b>0</b>
Allen	21	94	4.5	16	0
Gannon	2	19	9.5	14	0
Anders	5	16	3.2	8	0
<b>CHIEFS</b>	<b>28</b>	<b>129</b>	<b>4.6</b>	<b>16</b>	<b>0</b>

<b>TD</b>	%TD	Int.	%Int.	LG	Sacked	Rating
1	3.7	1	3.7	24	2/10	53.3
<b>1</b>	<b>3.7</b>	<b>1</b>	<b>3.7</b>	<b>24</b>	<b>2/10</b>	<b>53.3</b>
3	4.0	3	12.0	25	0/10	32.8
0	0.0	0	0.0	16	0/10	69.8
<b>1</b>	<b>3.0</b>	<b>3</b>	<b>9.1</b>	<b>25</b>	<b>0/10</b>	<b>33.9</b>

<b>RECEIVING</b>	No.	Yds.	Avg.	LG
Dawkins	4	37	9.3	13
Bailey	2	37	18.5	24
Warren	2	18	9.0	11
Turner	2	15	7.5	10
Crockett	2	5	2.5	3
<b>COLTS</b>	<b>12</b>	<b>112</b>	<b>9.3</b>	<b>24</b>
Anders	7	44	6.3	13
Dawson	4	70	17.5	25
Allen	2	21	10.5	16
Slaughter	2	10	5.0	13
Walker	1	7	7.0	7
<b>CHIEFS</b>	<b>16</b>	<b>152</b>	<b>9.5</b>	<b>25</b>

<b>INTERCEPTIONS</b>	No.	Yds.	Avg.	LG
Daniel	1	15	13.0	13
Coryatt	1	10	10.0	10
Ambrose	1	2	2.0	2
<b>COLTS</b>	<b>3</b>	<b>25</b>	<b>8.3</b>	<b>13</b>
Collins	1	0	0.0	0
<b>CHIEFS</b>	<b>1</b>	<b>0</b>	<b>0.0</b>	<b>0</b>

<b>PUNTING</b>	No.	Yds.	Avg.	Net	TB	In20	LG
Gardocki	6	219	36.5	30.8	0	1	47
<b>COLTS</b>	<b>6</b>	<b>219</b>	<b>36.5</b>	<b>30.8</b>	<b>0</b>	<b>1</b>	<b>47</b>
Aguiar	4	147	36.8	29.3	1	0	48
<b>BROWNS</b>	<b>4</b>	<b>147</b>	<b>36.8</b>	<b>29.3</b>	<b>1</b>	<b>0</b>	<b>48</b>

<b>PUNT RETURNS</b>	No.	FC	Yds.	Avg.	LG
Buchanan	2	1	10	5.0	5
<b>COLTS</b>	<b>2</b>	<b>1</b>	<b>10</b>	<b>5.0</b>	<b>5</b>
Vanover	4	2	34	8.5	12
<b>CHIEFS</b>	<b>4</b>	<b>2</b>	<b>34</b>	<b>8.5</b>	<b>12</b>

<b>KICKOFF RETURNS</b>	No.	Yds.	Avg.	LG
Humphrey	2	22	11.0	21
<b>COLTS</b>	<b>2</b>	<b>22</b>	<b>11.0</b>	<b>21</b>
Vanover	2	45	22.5	23
Thompson	1	21	21.0	21
<b>CHIEFS</b>	<b>3</b>	<b>66</b>	<b>22.0</b>	<b>23</b>

## AFC CHAMPIONSHIP GAME — January 14, 1996 - Three Rivers Stadium

<b>COLTS</b>	3	3	3	7	16
<b>PITTSBURGH</b>	3	7	3	7	20

## SCORING SUMMARY

Colts Blanchard 34 FG  
P Johnson 31 FG  
Colts Blanchard 36 FG  
P Stewart 5 pass from O'Donnell (Johnson kick)

Colts Blanchard 37 FG  
P Johnson 36 FG  
Colts Turner 47 pass from Harbaugh (Blanchard kick)  
P Morris 1 run (Johnson kick)

## COLTS STARTING LINEUP

Sean Dawkins	WR	LE	Bernard Whittington
Will Wolford	LT	LT	Tony McCoy
Randy Dixon	LG	RT	Tony Siragusa
Kirk Lowdermilk	C	RE	Tony Bennett
Joe Staysniak	RG	LLB	Stephen Grant
Jason Matthews	RT	MLB	Jeff Herrod
Ken Dilger	TE	RLB	Quentin Coryatt
Floyd Turner	WR	LCB	Roy Buchanan
Jim Harbaugh	QB	RCB	Ashley Ambrose
Lamont Warren	RB	SS	David Tate
Zack Crockett	RB	FS	Jason Belsler

## SUBSTITUTIONS

K-Cary Blanchard, P-Chris Gardocki; Offense: RB-Ronald Humphrey, Cliff Groce; WRs-Aaron Bailey, Brian Stabilein; TE-Bradford Banta, Marcus Pollard; OL-Eric Mahlum, Derek West, Kipp Vickers; Defense: DL-Ellis Johnson, Freddie Joe Nunn; LBs-Trev Alberts, Devon McDonald, Scott Radecic, Trevor Wilmont; DBs-Eugene Daniel, Conrad Clarks, Derwin Gray, Roy McElroy, Damon Waits; DNP - QB-Craig Erickson  
Inactives: QB-Paul Justin; RB-Marshall Faulk; WRs-Wendell Davis, Bobby Olive; OL-Seth Dittman, Shawn Harper; DL-Mike Pelton; LB-Stevie Morrison

<b>PASSING</b>	Att.	Comp.	Yds.	Pct.	Avg./Att.
Harbaugh	33	21	267	63.6	8.09
Warren	1	0	0.0	0.0	0.0
<b>COLTS</b>	<b>34</b>	<b>21</b>	<b>267</b>	<b>61.8</b>	<b>7.85</b>
O'Donnell	41	25	205	61.0	5.00
<b>STEELERS</b>	<b>41</b>	<b>25</b>	<b>205</b>	<b>61.0</b>	<b>5.00</b>

## TOTAL FIRST DOWNS

<b>COLTS</b>	16	21
Rushing	4	6
Passing	12	12
Penalty	0	3
3rd Dwn M/A/Pct	5/15 33.3	6/14 42.9
4th Dwn M/A/Pct	1/1 100.0	1/1 100.0
<b>TOTAL NET YARDS</b>	<b>328</b>	<b>285</b>
Total Plays	60	66
Avg. Per Play	5.5	4.3
<b>NET YARDS RUSHING</b>	<b>83</b>	<b>80</b>
Total Rushes	23	24
<b>NET YARDS PASSING</b>	<b>245</b>	<b>205</b>
Passing A-C-I	34-21-0	41-25-1
Tackled/Yds Lost	3/22	1/0
Gross Yards	267	205
Completion Pct	61.8	61.0
<b>PUNTS/AVERAGE</b>	<b>4/50.0</b>	<b>4/38.8</b>
<b>PENALTIES/YARDS</b>	<b>5/57</b>	<b>4/25</b>
<b>FUMBLIES/BALL LOST</b>	<b>1/0</b>	<b>0/0</b>
<b>TDs R-P-Def/Rt</b>	<b>1-0-1-0</b>	<b>2-1-1-0</b>
<b>TIME OF POSSESSION</b>	<b>30:36</b>	<b>29:24</b>
<b>FIELD GOALS</b>	<b>34/36.97</b>	<b>31/36.40</b>

<b>RUSHING</b>	No.	Yds.	Avg.	LG	TD
Warren	15	53	3.5	10	0
Harbaugh	6	29	4.8	9	0
Crockett	1	2	2.0	2	0
Humphrey	1	-1	-1.0	-1	0
<b>COLTS</b>	<b>23</b>	<b>83</b>	<b>3.6</b>	<b>10</b>	<b>0</b>
Pegram	10	46	4.6	9	0
Stewart	4	12	3.0	5	0
Morris	7	9	1.3	4	0
Mills	1	6	6.0	6	0
O'Donnell	1	6	6.0	6	0
Williams	1	2	2.0	2	0
<b>STEELERS</b>	<b>24</b>	<b>80</b>	<b>3.3</b>	<b>9</b>	<b>1</b>

<b>RECEIVING</b>	No.	Yds.	Avg.	LG
Dawkins	7	92	13.1	30
Warren	2	37	18.5	24
Turner	3	73	24.3	47
Crockett	2	22	11.0	12
Dilger	1	30	30.0	30
Bailey	1	9	9.0	9
<b>COLTS</b>	<b>21</b>	<b>267</b>	<b>12.7</b>	<b>47</b>
Thigpen	6	65	10.8	14
Williams	4	21	5.3	7
Morris	4	11	2.8	6
Mills	3	52	17.3	37
Hastings	3	21	7.0	9
Stewart	2	18	9.0	13
Bruener	1	8	8.0	8
Pegram	1	3	3.0	3
<b>STEELERS</b>	<b>25</b>	<b>205</b>	<b>8.2</b>	<b>37</b>

<b>INTERCEPTIONS</b>	No.	Yds.	Avg.	LG
Herrod	1	17	17.0	17
<b>COLTS</b>	<b>1</b>	<b>17</b>	<b>17.0</b>	<b>17</b>
<b>STEELERS</b>	<b>None</b>	<b>None</b>	<b>None</b>	<b>None</b>

<b>PUNTING</b>	No.	Yds.	Avg.	Net	TB	In20	LG
Gardocki	4	200	50.0	31.8	1	0	53
<b>COLTS</b>	<b>4</b>	<b>200</b>	<b>50.0</b>	<b>31.8</b>	<b>1</b>	<b>0</b>	<b>53</b>
Stork	4	155	38.8	32.5	1	1	50
<b>STEELERS</b>	<b>4</b>	<b>155</b>	<b>38.8</b>	<b>32.5</b>	<b>1</b>	<b>1</b>	<b>50</b>

<b>PUNT RETURNS</b>	No.	FC	Yds.	Avg.	LG
Buchanan	1	1	5	5.0	5
<b>COLTS</b>	<b>1</b>	<b>1</b>	<b>5</b>	<b>5.0</b>	<b>5</b>
Hastings	3	0	53	17.7	33
<b>STEELERS</b>	<b>3</b>	<b>0</b>	<b>53</b>	<b>17.7</b>	<b>33</b>

<b>KICKOFF RETURNS</b>	No.	Yds.	Avg.	LG
Bailey	4	70	17.5	22
<b>COLTS</b>	<b>4</b>	<b>70</b>	<b>17.5</b>	<b>22</b>
Mills	4	96	24.0	26
<b>STEELERS</b>	<b>4</b>	<b>96</b>	<b>24.0</b>	<b>26</b>

**AFC WILDCARD - December 29, 1996 - Three Rivers Stadium**

COLTS	0	14	0	0	14
PITTSBURGH	10	3	8	21	42

**SCORING SUMMARY**  
 P Johnson 29 FG  
 Stewart 1 run (Johnson kick)  
 Johnson 50 FG  
 Colts Daniel 59 interception return (Blanchard kick)  
 Colts Bailey 9 pass from Harbaugh (Blanchard kick)  
 P Betts 1 run (Farquhar pass from Stewart)  
 P Betts 1 run (Johnson kick)  
 P Wilman 31 run (Johnson kick)  
 Stewart 3 run (Johnson kick)

**COLTS STARTING LINEUP**

Sean Dawkins	WR	LE	Bernard Whittington
Jason Matthews	LT	IT	Tony McCoy
Gregg Lowmyer	LG	RT	Steve Martin
Kirk Lewicki	C	RE	Tony Bennett
Ray Leavenburg	RG	LLB	Stephen Grant
Tony Mandarich	RT	MLB	Jeff Herrod
Ken Dilger	TE	RB	Steve Morrison
Kevin Harrison	WR	LCB	Ray Buchanan
Jim Harbaugh	QB	RCB	Eugene Daniel
Barahall Faulk	RB	SS	Ray McElroy
Cliff Groce	RB	FS	Jason Belser

**SUBSTITUTIONS**  
 K-Cary Blanchard, P-Chris Gardocki; Offense - QB-Paul Justin; RBs-Lamont Warren, Chris Hetherington; WRs-Mark Stock, Brian Stoblen, Aaron Bailey; TE-Broadford Banta, Scott Slutzker, Marcus Pollard; OL-Kipp Vickers, Troy Auzenne; Defense - DL-Ellis Johnson, Richard Dent, Kendell Shellio; LBs-Elijah Alexander, Sammie Burroughs; DBs-Derwin Gray, Eric Mathis, Richard Jones; DNP - OG-Eric Muhammad, DB-Steven Hall  
 Inactives: QB-Kerwin Bell, Kelly Holcomb; RBs-Vince Workman, Leon Neal; WR-Chris Doering; OT-Derek West; DT-Tony Siragusa; LB-Trev Alberts

**PASSING**

Att.	Comp.	Yds.	Pct.	Avg./Att.
Harbaugh	32	12	134	37.5
Justin	1	6	100.0	6.00
COLTS	33	13	140	39.4
McElroy	21	13	176	61.9
Stewart	1	1	100.0	0.00
STEELERS	22	14	176	63.6

**TOTAL FIRST DOWNS**

Rushing	8	24
Passing	0	16
Penalty	1	7
3rd Dwn M/A/Pct	5/15 33.3	6/12 50.0
4th Dwn M/A/Pct	0/1 0.0	0/0 0.0
<b>TOTAL NET YARDS</b>	146	407
Total Plays	52	73
Avg. Per Play	2.8	5.6
<b>NET YARDS RUSHING</b>	41	231
Total Rushes	15	51
NET YARDS PASSING	105	176
Passing A-C-I	33-13-1	22-14-2
Tackled/Yds Lost	14/30	0/0
Gross Yards	145	176
Completion Pct.	39.4	63.6
PUNTS/AVERAGE	8/42.4	2/41.5
PENALTIES/YARDS	6/30	3/19
FUMBLES/BALL LOST	1/1	2/1
TDs R-P-De-Rt	0-1-0	5-5-0
TIME OF POSSESSION	22:24	37:36
FIELD GOALS	None	29-50

**RUSHING**

No.	Yds.	Avg.	LG	TD
Faulk	9	25	28	7
Groce	2	11	5.5	6
Harbaugh	3	6	2.0	3
Warren	1	-1	-1.0	-1
COLTS	15	41	2.7	7
Betts	25	102	4.1	18
Stewart	9	48	5.3	24
Wilman	7	48	6.9	31
McAfee	5	21	4.2	8
Hastings	2	7	3.5	5
Millis	1	4	4.0	4
Lester	1	2	2.0	2
McNair	1	-1	-1.0	-1
STEELERS	51	231	4.5	31

**RECEIVING**

No.	Yds.	Avg.	LG	TD
Harrison	3	71	23.7	48
Stoblen	3	28	9.3	17
Faulk	3	10	3.3	4
Dawkins	2	18	9.0	12
Bailey	1	9	9.0	9
Dilger	1	4	4.0	4
COLTS	13	140	10.8	48
Johnson	5	109	21.8	35
Hastings	3	30	10.0	14
Botkin	2	26	13.0	18
Lester	2	7	3.5	4
Betts	1	4	4.0	4
McAfee	1	0	0.0	0
STEELERS	14	176	12.6	35

**INTERCEPTIONS**

No.	Yds.	Avg.	LG	TD
Daniel	1	59	59.0	59
McElroy	1	0	0.0	0
COLTS	2	59	29.5	59
Kirkland	1	0	0.0	0
STEELERS	1	0	0.0	0

**PUNTING**

No.	Yds.	Avg.	Net	FG	In20	LG	Blk.
Gardocki	8	339	42.4	32.8	0	2	49
COLTS	8	339	42.4	32.8	0	2	49
Miller	2	83	41.5	39.5	0	1	59
STEELERS	2	83	41.5	39.5	0	1	59

**PUNT RETURNS**

No.	FC	Yds.	Avg.	LG	TD
Buchanan	1	1	4.0	4.0	0
Arnold	5	3	77	15.4	31
STEELERS	5	3	77	15.4	31

**KICKOFF RETURNS**

No.	Yds.	Avg.	LG	TD
Warren	4	68	17.5	28
Stock	2	38	19.0	21
Bailey	1	21	21.0	21
COLTS	7	127	18.1	28
Arnold	2	38	19.0	24
Millis	3	29	9.7	29
STEELERS	3	67	22.3	29

**AFC DIVISIONAL PLAYOFFS - January 16, 2000 - RCA Dome**

TENNESSEE	0	6	7	0	7
COLTS	3	6	6	19	16

**SCORING SUMMARY**  
 Colts Vanderjagt 40 FG  
 Del Greco 49 FG  
 Colts Vanderjagt 40 FG  
 Del Greco 37 FG  
 Colts Vanderjagt 34  
 George 68 run (Del Greco kick)  
 Del Greco 25 FG  
 Del Greco 43 FG  
 Manning 15 run (Vanderjagt kick)

**COLTS STARTING LINEUP**

E.G. Green	WR	LE	Mark Thomas
Tarik Glenn	LT	IT	Bernard Whittington
Steve McKinney	LG	RT	Ellis Johnson
Larry Moore	C	RE	Chad Bratzke
Heavenly Jackson	RG	LLB	Bertrand Berry
Adam Meadows	RT	MLB	Michael Barber
Ken Dilger	TE	RLB	Mike Peterson
Kevin Harrison	WR	LCB	Jeff Burris
Payton Manning	QB	RCB	Tyrone Poole
Eggener James	RB	SS	Chad Coa
Marcus Pollard	TE	FS	Jason Belser

**SUBSTITUTIONS**  
 K-Danny Knight, Mike Vanderjagt, P-Hunter Smith; Offense - QB-Steve Walsh; RBs-Keith Elias, Scott Greene, Paul Shields; WRs-Jerome Pathon, Terrence Wilkins; OL-Jason Johnson, Jeff Saturday; TE-Broadford Banta; Defense - DL-Shane Bonham, Larry Chester, Bill Scioli; LBs-Spencer Reid, Ratcliff Thomas; DBs-Billy Austin, Tony Blevins, Paul Miranda, Thomas Randolph, Eric Smedley; DNP: OL-Cornelius Wilson; Inactives: LB-Cornelius Bennett, RB-Kelly Holcomb, WR-Isaac Jones, DT-Tony McCoy, RB-Leeland McElroy, DB-Mustafah Muhammad, WR-Chad Plummer, DL-Chukie Nwokorie

**PASSING**

Att.	Comp.	Yds.	Pct.	Avg./Att.
Manning	42	19	227	45.2
COLTS	42	19	227	45.2
McElroy	24	13	112	54.2
TITANS	24	13	112	54.2

**TOTAL FIRST DOWNS**

Rushing	19	13
Passing	13	4
Penalty	3	1
3rd Dwn M/A/Pct	5/15 33.0	3/14 21.4
4th Dwn M/A/Pct	0/1 0.0	0/0 0.0
<b>TOTAL NET YARDS</b>	305	309
Total Plays	65	57
Avg. Per Play	4.7	5.4
<b>NET YARDS RUSHING</b>	78	197
Total Rushes	23	33
NET YARDS PASSING	227	112
Passing A-C-I	42-19-0	24-13-0
Tackled/Yds Lost	0/0	0/0
Gross Yards	227	112
Completion Pct.	45.2	54.2
PUNTS/AVERAGE	7/48.6	5/52.0
PENALTIES/YARDS	7/60	9/78
FUMBLES/BALL LOST	1/0	1/1
TDs R-P-De-Rt	1-0-0	1-0-0
TIME OF POSSESSION	28:55	31:05
FIELD GOALS	49-34	49-27-25-43

**RUSHING**

No.	Yds.	Avg.	LG	TD
James	20	56	2.8	14
Manning	3	22	7.3	15
COLTS	23	78	3.4	15
McNair	26	162	6.2	68
McNair	7	35	5.0	29
TITANS	33	197	6.0	68

**RECEIVING**

No.	Yds.	Avg.	LG	TD
Harrison	5	65	13.0	25
Pathon	5	44	8.8	13
Wilkins	4	55	14.0	23
Dilger	2	12	6.0	7
Green	2	33	33.0	33
Pollard	1	10	10.0	10
James	1	8	8.0	8

**INTERCEPTIONS**

No.	Yds.	Avg.	LG	TD
None	None	None	None	None
COLTS	None	None	None	None
TITANS	None	None	None	None

**PUNTING**

No.	Yds.	Avg.	Net	FG	In20	LG	Blk.
Smith	7	340	48.6	38.7	1	1	57
COLTS	7	340	48.6	38.7	1	1	57
Hentrich	5	260	52.0	43.2	1	2	57
TITANS	5	260	52.0	43.2	1	2	57

**PUNT RETURNS**

No.	FC	Yds.	Avg.	LG	TD
Wilkins	2	1	24	12.0	24
COLTS	2	1	24	12.0	24
Mason	3	2	49	16.3	19
TITANS	3	2	49	16.3	19

**KICKOFF RETURNS**

No.	Yds.	Avg.	LG	TD
Wilkins	5	83	16.6	24
Pathon	1	4	4.0	4
COLTS	6	87	14.5	24
Mason	1	47	47.0	47
Byrd	1	0	0.0	0
TITANS	2	47	23.5	47

## AFC WILDCARD — December 30, 2000 — Pro Player Stadium

<b>COLTS</b>	3	11	0	3	0	17
<b>MIAMI</b>	0	0	7	10	6	23

### SCORING SUMMARY

Colts Vanderjagt 32 FG  
 Colts Vanderjagt 26 FG  
 Colts Pathon 17 pass from Manning (Dilger pass from Manning)  
 M Smith 2 run (Mare kick)  
 M Mare 38 FG  
 Colts Vanderjagt 50 FG  
 M Weaver 9 pass from Fiedler (Mare kick)  
 M Smith 17 run (no kick)

### COLTS STARTING LINEUP

Jerome Pathon	WR	IDR	Brad Scioli
Tank Glenn	LT	IDT	Bernard Whittington
Steve McKinney	LG	RDT	Ellis Johnson
Jeff Saturday	C	RDE	Chad Brotzke
Larry Moore	RG	ILB	Cornelius Bennett
Adam Meadows	RT	MLB	Dwight Hollier
Ken Dilger	TE	RLB	Mike Peterson
Marvin Harrison	WR	LCB	Jeff Burris
Payton Manning	QB	RCB	Mustafah Muhammad
Edgerrin James	RB	SS	Chad Coxa
Marcus Pollard	TE	FS	Jason Belsler

### SUBSTITUTIONS

Ks-Danny Kight, Mike Vanderjagt, P-Hunter Smith;  
 Offense: RBs-Jim Finn, Lennox Gordon; WRs-E.G. Green, Terrence Wilkins; OL-Waverly Jackson; TE-Justin Snow; Defense: DL-Larry Chester, Bernard Halsey, Mark Thomas, Josh Williams; LBs-Phillip Glover, Sam Sward, Ratcliff Thomas, Marcus Washington; DBs-Billy Austin, Tony Blevins, David Macklin, Tyrone Poole; DNP: QB-Kelly Holcomb, C-Phillip Armour; Inactives: DE-Lionel Barnes, DB-Clifton Crosby, OG-Ben Gilbert, QB-Billy Joe Hobert, TE-Josh Keur, DT-Brandon Miller, DE-Chukie Nwokorie, RB-Paul Shields

### TOTAL FIRST DOWNS

Rushing	14	26
Passing	6	16
Penalty	8	10
3rd Down: M/A/Pct.	2/11 18.2	8/17 47.1
3rd Down: M/A/Pct.	0/1 0.0	1/2 50.0
<b>TOTAL NET YARDS</b>	<b>293</b>	<b>434</b>
Total Plays	55	84
Avg. Per Play	5.3	5.2
<b>NET YARDS RUSHING</b>	<b>99</b>	<b>258</b>
Total Rushes	23	48
<b>NET YARDS PASSING</b>	<b>194</b>	<b>176</b>
Passing A/C	32:17.0	34:19.3
Tackled/Yards Lost	0/0	2/9
Gross Yards	194	185
Completion Pct.	53.1	55.9
PUNTS/AVERAGE	4/42.8	3/46.0
PENALTIES/YARDS	1/10	7/55
FUMBLES/BALL LOST	0/0	0/0
TDs R/P/Dst/R	0:1:0:0	2:1:0:0
TIME OF POSSESSION	23:19	36:41
<b>FIELD GOALS</b>	<b>32,26,50,49</b>	<b>38,38</b>

### RUSHING

No.	Yds.	Avg.	LG	TD
James	21	10.7	51	3
Manning	1	-2	-2	0
Smith	1	-6	-6	0
<b>COLTS</b>	<b>23</b>	<b>99</b>	<b>4.3</b>	<b>34</b>
Smith	40	20.9	5.2	24
Fiedler	7	4.3	6.1	11
Martin	1	6	6.0	6
<b>DOLPHINS</b>	<b>48</b>	<b>258</b>	<b>5.4</b>	<b>24</b>

PASSING	Att.	Comp.	Yds.	Pct.	Avg./Att.	TD	%TD	Int.	%Int.	LG	Sacked	Rating
Manning	32	17	194	53.1	6.06	1	3.1	0	0.0	30	0/0	82.0
<b>COLTS</b>	<b>32</b>	<b>17</b>	<b>194</b>	<b>53.1</b>	<b>6.06</b>	<b>1</b>	<b>3.1</b>	<b>0</b>	<b>0.0</b>	<b>30</b>	<b>0/0</b>	<b>82.0</b>
Fiedler	34	19	185	55.9	5.44	1	2.9	3	8.8	19	2/9	44.4
<b>DOLPHINS</b>	<b>34</b>	<b>19</b>	<b>185</b>	<b>55.9</b>	<b>5.44</b>	<b>1</b>	<b>2.9</b>	<b>3</b>	<b>8.8</b>	<b>19</b>	<b>2/9</b>	<b>44.4</b>

### COLTS DOLPHINS

No.	Yds.	Avg.	LG	TD
Pathon	5	69	13.8	25
Harrison	5	63	12.6	30
James	3	33	11.0	13
Dilger	3	16	5.3	8
Pollard	1	13	13.0	13
<b>COLTS</b>	<b>17</b>	<b>194</b>	<b>11.4</b>	<b>30</b>
McDuffie	4	57	14.3	19
Gardsdien	4	38	9.5	13
Smith	3	18	6.0	8
Martin	2	21	10.5	12
Johnson	2	18	9.0	11
Denson	2	18	9.0	10
Weaver	1	9	9.0	9
Ogden	1	6	6.0	6
<b>DOLPHINS</b>	<b>19</b>	<b>185</b>	<b>9.7</b>	<b>19</b>

### RECEIVING

No.	Yds.	Avg.	LG	TD
Pathon	5	69	13.8	25
Harrison	5	63	12.6	30
James	3	33	11.0	13
Dilger	3	16	5.3	8
Pollard	1	13	13.0	13
<b>COLTS</b>	<b>17</b>	<b>194</b>	<b>11.4</b>	<b>30</b>
McDuffie	4	57	14.3	19
Gardsdien	4	38	9.5	13
Smith	3	18	6.0	8
Martin	2	21	10.5	12
Johnson	2	18	9.0	11
Denson	2	18	9.0	10
Weaver	1	9	9.0	9
Ogden	1	6	6.0	6
<b>DOLPHINS</b>	<b>19</b>	<b>185</b>	<b>9.7</b>	<b>19</b>

### INTERCEPTIONS

No.	Yds.	Avg.	LG	TD
Coxa	2	23	11.5	23
Brotzke	1	4	4.0	4
<b>COLTS</b>	<b>3</b>	<b>27</b>	<b>9.0</b>	<b>23</b>
<b>DOLPHINS</b>	<b>None</b>			

### PUNTING

No.	Yds.	Avg.	Net	TB	In20	LG	Blk
Smith	4	171	42.8	36.4	1	0	57
<b>COLTS</b>	<b>4</b>	<b>171</b>	<b>42.8</b>	<b>36.4</b>	<b>1</b>	<b>0</b>	<b>57</b>
Turk	3	138	46.0	36.2	0	1	53
<b>DOLPHINS</b>	<b>3</b>	<b>138</b>	<b>46.0</b>	<b>36.2</b>	<b>0</b>	<b>1</b>	<b>53</b>

### PUNT RETURNS

No.	FC	Yds.	Avg.	LG	TD
Wilkins	1	0	0.0	0	0
<b>COLTS</b>	<b>1</b>	<b>0</b>	<b>0.0</b>	<b>0</b>	<b>0</b>
Ogden	3	0	30.0	10.0	19
<b>DOLPHINS</b>	<b>3</b>	<b>0</b>	<b>30.0</b>	<b>10.0</b>	<b>19</b>

### KICKOFF RETURNS

No.	Yds.	Avg.	LG	TD
Wilkins	2	35	17.5	18
<b>COLTS</b>	<b>2</b>	<b>35</b>	<b>17.5</b>	<b>18</b>
Williams	3	59	19.7	24
Denson	1	31	31.0	31
<b>DOLPHINS</b>	<b>4</b>	<b>90</b>	<b>22.5</b>	<b>31</b>

## RED ZONE CONVERSIONS

Year	Times	Scores	Pct.	TD	TD Pct.	FG	No Score
1985	46	40	87.0	27	58.7	13	6
1986	30	24	80.0	18	60.0	6	6
1987	45	39	86.7	20	44.4	19	6
1988	44	36	81.8	24	54.5	12	8
1989	42	35	83.3	22	52.4	13	7
1990	36	32	88.9	22	61.1	10	4
1991	25	17	68.0	11	44.0	6	8
1992	36	21	58.3	15	41.7	6	15
1993	38	28	73.7	11	28.9	17	10
1994	44	34	77.3	25	56.8	9	10
1995	53	40	75.5	28	52.8	12	13
1996	47	38	80.9	20	42.6	18	9
1997	52	44	84.6	23	44.2	21	8
1998	41	34	82.9	22	53.7	12	7
1999	61	51	83.6	27	44.3	24	10
2000	53	49	92.5	32	60.4	17	4

### OPPONENTS

Year	Times	Scores	Pct.	TD	TD Pct.	FG	No Score
1985	52	43	82.7	37	71.2	6	9
1986	57	44	77.2	30	52.6	14	13
1987	36	26	72.2	19	52.8	7	10
1988	45	38	84.4	25	55.6	13	7
1989	54	41	75.9	22	40.7	19	13
1990	50	45	90.0	22	44.0	23	5
1991	51	43	84.3	34	66.7	9	8
1992	43	35	81.4	23	53.5	12	8
1993	52	46	88.5	32	61.5	14	6
1994	56	44	78.6	22	39.3	22	12
1995	47	39	83.0	24	51.1	15	8
1996	53	48	90.6	29	54.7	19	5
1997	53	50	94.3	31	58.5	19	3
1998	58	53	91.4	35	60.3	18	5
1999	48	42	87.5	23	47.9	19	6
2000	51	43	84.3	28	54.9	15	8



# PLAYOFF RECORDS

## COLTS INDIVIDUAL CAREER AND SINGLE-GAME PLAYOFF RECORDS

(\*Denotes Super Bowl, #Denotes Playoff Bowl)

### SERVICE

#### MOST GAMES:

- 12 David Lee, 1966-78
- Jerry Logan, 1963-72
- John Mackey, 1963-71
- Fred Miller, 1963-72
- Dan Sullivan, 1962-72
- John Unitas, 1956-72
- Bob Vogel, 1963-72
- 11 Mike Curtis, 1965-75
- Roy Hilton, 1965-73
- Glenn Ressler, 1965-74
- 10 Jimmy Orr, 1961-70
- Billy Ray Smith, 1961, 63-70
- 9 (6 players)

### SCORING

#### MOST POINTS

- CAREER:**
- 34 Lou Michaels, 1964-69
  - 26 Jim O'Brien, 1970-72
  - 24 Tom Matte, 1961-72

#### GAME:

- Colts:**
- 18 Tom Matte at Cleveland 12/29/68 (3 TD rushing)
  - 12 (7 times) Last: Zack Crockett at San Diego 12/31/95
- Opp:**
- 18 Gary Collins at Cleveland 12/27/64 (3 TD receiving) Dave Casper vs. Oakland 12/24/77 (3 TD receiving)
  - 13 Al Del Greco vs. Tennessee 1/16/00
  - 12 (6 times) Last: Lamar Smith at Miami 12/30/00

#### MOST TOUCHDOWNS

- CAREER:**
- 4 Tom Matte, 1961-72
  - 3 Jerry Hill, 1961, 63-70
  - 2 Alan Ameche, 1955-60
  - Raymond Berry, 1955-67
  - Norm Bulaich, 1970-72
  - Zack Crockett, 1995-97
  - Ron Lee, 1976-78
  - John Mackey, 1963-71
  - Lenny Moore, 1956-67
  - Don Nottingham, 1971-73
  - Jimmy Orr, 1961-70
  - Floyd Turner, 1994-95

#### GAME:

- Colts:**
- 3 Tom Matte at Cleveland 12/29/68 (3 TD rushing)
  - 2 (7 times) Last: Zack Crockett at San Diego 12/31/95
- Opp:**
- 3 Gary Collins at Cleveland 12/27/64 (3 TD receiving) Dave Casper vs. Oakland 12/24/77 (3 TD receiving)
  - 2 (6 times) Last: Lamar Smith at Miami 12/30/00

#### MOST POINTS KICK-SCORING

- CAREER:**
- 34 Lou Michaels, 1964-69
  - 26 Jim O'Brien, 1970-72
  - 21 Cary Blanchard, 1995-97

#### MOST POINTS KICK-SCORING (Continued)

- GAME:**
- Colts:**
- 10 Lou Michaels at Cleveland 12/29/68
  - Cary Blanchard at Pittsburgh 1/14/96
  - Mike Vanderjagt vs. Tennessee 1/16/00
  - 9 Jim O'Brien vs. Oakland 1/3/71
  - Mike Vanderjagt at Miami 12/30/00
- Opp:**
- 13 Al Del Greco vs. Tennessee 1/16/00
  - 10 Pat Summerall vs. New York Giants 12/27/59
  - Jim Turner vs. New York Jets 1/12/69\*
  - Norm Johnson at Pittsburgh 12/29/96
  - 9 Lou Groza at Cleveland 12/27/64
  - Roy Gerela vs. Pittsburgh 12/19/76

#### MOST FIELD GOALS

- CAREER:**
- 6 Lou Michaels, 1964-69
  - Jim O'Brien, 1970-72
  - Mike Vanderjagt, 1998-00
  - 4 Cary Blanchard, 1995-97
  - 2 Toni Linhart, 1974-79
  - Steve Myhra, 1957-61

#### GAME:

- Colts:**
- 3 Cary Blanchard at Pittsburgh 1/14/96
  - Mike Vanderjagt vs. Tennessee 1/16/00
  - Mike Vanderjagt at Miami 12/30/00
  - 2 Lou Michaels vs. Philadelphia 1/8/67\*
  - Lou Michaels at Cleveland 12/29/68
  - Jim O'Brien vs. Oakland 1/3/71
  - Jim O'Brien at Cleveland 12/26/71
- Opp:**
- 4 Al Del Greco vs. Tennessee 1/16/00
  - 3 Pat Summerall vs. New York Giants 12/27/59
  - Jim Turner vs. New York Jets 1/12/69\*
  - 2 (7 times) Last: Norm Johnson at Pittsburgh 12/29/96

#### MOST FIELD GOAL ATTEMPTS

- CAREER:**
- 14 Jim O'Brien, 1970-72
  - 11 Lou Michaels, 1964-69
  - 7 Cary Blanchard, 1995-97
  - Mike Vanderjagt, 1998-00

#### GAME:

- Colts:**
- 4 Jim O'Brien vs. Oakland 1/3/71 (2-4)
  - Cary Blanchard at Pittsburgh 1/14/96 (3-4)
  - Mike Vanderjagt at Miami 12/30/00 (3-4)
  - 3 Jim O'Brien vs. Cincinnati 12/26/70 (1-3)
  - Jim O'Brien at Miami 1/2/72 (0-3)
  - Cary Blanchard at Kansas City 1/7/96 (1-3)
  - Mike Vanderjagt vs. Tennessee 1/16/00 (3-3)

#### MOST FIELD GOAL ATTEMPTS GAME

- (Continued)**
- Opp:**
- 4 Al Del Greco vs. Tennessee 1/16/00 (4-4)
  - 3 Pat Summerall vs. New York Giants 12/27/59 (3-3)
  - Don Chandler at Green Bay 12/26/65 (2-3)
  - Jim Turner vs. New York Jets 1/12/69 (3-3)\*
  - Don Cockroft at Cleveland 12/26/71 (1-3)
  - Lin Elliott at Kansas City 1/7/96 (0-3)
  - Norm Johnson at Pittsburgh 1/14/96 (2-3)

#### LONGEST FIELD GOAL

- Colts:**
- 50 Mike Vanderjagt at Miami 12/30/00
  - 44 Jim O'Brien vs. Cincinnati 12/26/70
  - 42 Jim O'Brien at Cleveland 12/26/71
- Opp:**
- 54 John Carney at San Diego 12/31/95
  - 50 Norm Johnson at Pittsburgh 12/29/96
  - 49 Al Del Greco vs. Tennessee 1/16/00

#### MOST PATS

- CAREER:**
- 16 Lou Michaels, 1964-69
  - 9 Jim O'Brien, 1970-72
  - Cary Blanchard, 1995-97
  - 7 Toni Linhart, 1974-79

#### GAME:

- Colts:**
- 5 Lou Michaels vs. Dallas 1/9/66#
  - Cary Blanchard at San Diego 12/31/95
  - 4 Steve Myhra vs. New York Giants 12/27/59
  - Lou Michaels at Cleveland 12/29/68
  - Toni Linhart vs. Oakland 12/24/77
- Opp:**
- 5 Matt Bahr at Cleveland 1/9/88
  - 4 Roy Gerela at Pittsburgh 12/27/75
  - Roy Gerela vs. Pittsburgh 12/19/76
  - Erroll Mann vs. Oakland 12/24/77
  - Norm Johnson at Pittsburgh 12/29/96

#### MOST POINT AFTER ATTEMPTS

- CAREER:**
- 16 Lou Michaels, 1964-69
  - 9 Jim O'Brien, 1970-72
  - Cary Blanchard, 1995-97
  - 7 Toni Linhart, 1974-79

#### GAME:

- Colts:**
- 5 Lou Michaels vs. Dallas 1/9/66#
  - Cary Blanchard at San Diego 12/31/95
  - 4 Steve Myhra vs. New York Giants 12/27/59
  - Lou Michaels at Cleveland 12/29/68
  - Toni Linhart vs. Oakland 12/24/77
- Opp:**
- 5 Matt Bahr at Cleveland 1/9/88
  - 4 Roy Gerela at Pittsburgh 12/27/75
  - Roy Gerela vs. Pittsburgh 12/19/76
  - Erroll Mann vs. Oakland 12/24/77
  - Norm Johnson at Pittsburgh 12/29/96

**RUSHING****MOST ATTEMPTS****CAREER:**

- 99 Tom Matte, 1961-72  
85 Jerry Hill, 1961, 63-70  
70 Norm Bulaich, 1970-72

**GAME:**

- Colts: 26 Lydell Mitchell at Pittsburgh  
12/27/75 (26-63)  
25 Norm Bulaich vs. Cincinnati  
12/26/70 (25-116)  
23 Don Nottingham at Cleveland  
12/26/71 (23-92)  
Lydell Mitchell vs. Oakland  
12/24/77 (23-67)  
Opp: 40 Lamar Smith at Miami 12/30/00  
30 Matt Snell vs. New York Jets  
1/12/69\* (30-121)  
27 Jim Brown at Cleveland  
12/27/64 (27-114)  
Franco Harris at Pittsburgh  
12/27/75 (27-153)

**MOST YARDS (100-YARD GAMES)****CAREER:**

- 397 Tom Matte, 1961-72  
321 Jerry Hill, 1961, 63-70  
215 Norm Bulaich, 1970-72

**GAME:**

- Colts: 147 Zack Crockett at San Diego  
12/31/95 (13-147)  
116 Tom Matte vs. New York Jets  
1/12/69\* (11-116)  
116 Norm Bulaich vs. Cincinnati  
12/26/70 (25-116)  
107 Edgerrin James at Miami  
12/30/00 (21-107)  
Opp: 209 Lamar Smith at Miami  
12/30/00 (40-209)  
162 Eddie George vs. Tennessee  
1/16/00 (26-162)  
153 Franco Harris at Pittsburgh  
12/27/75 (27-153)  
132 Franco Harris vs. Pittsburgh  
12/19/76 (18-132)  
122 Earnest Byner at Cleveland 1/9/88  
(23-122)  
121 Matt Snell vs. New York Jets  
1/12/69\* (30-121)  
114 Jim Brown at Cleveland 12/27/64  
(27-114)  
102 Jerome Bettis at Pittsburgh 12/29/96

**HIGHEST AVERAGE****CAREER:**

- 8.1 Zack Crockett, 1995-97  
4.2 Alan Ameche, 1955-60  
4.1 John Unitas, 1956-72  
4.0 Tom Matte, 1961-72  
4.0 Edgerrin James, 1999-00

**GAME:**

- Colts: 11.3 Zack Crockett at San Diego  
12/31/95  
10.6 Tom Matte vs. New York Jets  
1/12/69\*  
5.5 Jerry Hill at Cleveland 12/29/68  
Opp: 7.3 Franco Harris vs. Pittsburgh  
12/19/76  
6.2 Eddie George vs. Tennessee  
1/16/00  
5.7 Franco Harris at Pittsburgh  
12/27/75

**MOST RUSHING TOUCHDOWNS****CAREER:**

- 4 Tom Matte, 1961-72  
3 Jerry Hill, 1961, 63-70  
2 Alan Ameche, 1955-60  
Norm Bulaich, 1970-72  
Zack Crockett, 1995-97  
Ron Lee, 1976-78  
Don Nottingham, 1971-73

**GAME:**

- Colts: 3 Tom Matte at Cleveland 12/29/68  
2 Alan Ameche at New York Giants  
12/28/58  
Jerry Hill vs. Dallas 1/9/66\*  
Norm Bulaich vs. Oakland 1/3/71  
Don Nottingham at Cleveland  
12/26/71  
Ron Lee vs. Oakland 12/24/77  
Zack Crockett at San Diego  
12/31/95  
Opp: 2 Reggie Harrison vs. Pittsburgh  
12/19/76  
Jerome Bettis at Pittsburgh 12/29/96  
Kordell Stewart at Pittsburgh  
12/29/96  
Lamar Smith at Miami 12/30/00  
1 (13 times) Last: Eddie George vs.  
Tennessee 1/16/00

**LONGEST RUSH**

- Colts: 66f Zack Crockett at San Diego  
12/31/95  
58 Tom Matte vs. New York Jets  
1/12/69\*  
35f Jerry Hill vs. Dallas 1/9/66\*  
34 Edgerrin James at Miami 12/30/00  
Opp: 68f Eddie George vs. Tennessee  
1/16/00  
50 Franco Harris vs. Pittsburgh  
12/19/76  
46 Jim Brown at Cleveland 12/27/64  
38 Frank Gifford at New York Giants  
12/28/58

**LONGEST RUSHING TOUCHDOWN**

- Colts: 66 Zack Crockett at San Diego  
12/31/95  
33 Zack Crockett at San Diego  
12/31/95  
13 Ron Lee vs. Oakland 12/24/77  
12 Tom Matte at Cleveland 12/27/68  
Opp: 68 Eddie George vs. Tennessee  
1/16/00  
31 Jan Witman at Pittsburgh 12/29/96  
30 Clarence Davis vs. Oakland  
12/24/77

**PASSING****MOST ATTEMPTS****CAREER:**

- 259 John Unitas, 1956-72  
119 Jim Harbaugh, 1994-97  
79 Earl Morrall, 1968-71

**GAME:**

- Colts: 42 Peyton Manning vs. Tennessee  
1/16/00 (19-42-27-0-0)  
40 John Unitas at New York Giants  
12/28/58 (26-40-349-1-1)  
36 John Unitas at Miami 1/2/72  
(20-36-224-0-3)  
Opp: 47 Stan Humphries at San Diego  
12/31/95 (23-47-292-2-4)  
44 Joe Kapp vs. Minnesota 12/22/68  
(26-44-287-2-2)  
41 Neil O'Donnell at Pittsburgh  
1/14/96 (25-41-205-1-1)  
40 Kenny Stabler vs. Oakland  
12/24/77 (21-40-345-2-2)

**MOST COMPLETIONS****CAREER:**

- 139 John Unitas, 1956-72  
61 Jim Harbaugh, 1994-97  
37 Earl Morrall, 1968-71

**GAME:**

- Colts: 26 John Unitas at New York Giants  
12/28/58 (26-40-349-1-1)  
21 Jack Trudeau at Cleveland 1/9/88  
(21-33-251-2-1)  
Jim Harbaugh at Pittsburgh 1/14/96  
(21-33-267-1-0)  
20 John Unitas at Miami 1/2/72  
(20-36-224-0-3)  
Opp: 26 Joe Kapp vs. Minnesota 12/22/68  
(26-44-287-2-2)  
25 Neil O'Donnell at Pittsburgh  
1/14/96 (25-41-205-1-1)  
23 Stan Humphries at San Diego  
12/31/95 (23-47-292-2-4)  
22 Zeke Bratkowski at Green Bay  
12/26/65 (22-39-248-0-2)  
21 Kenny Stabler vs. Oakland  
12/24/77 (21-40-345-2-2)

**MOST YARDS****CAREER:**

- 1856 John Unitas, 1956-72  
688 Jim Harbaugh, 1994-97  
667 Earl Morrall, 1968-71

**GAME:**

- Colts: 349 John Unitas at New York Giants  
12/28/58 (26-40-349-1-1)  
280 Earl Morrall vs. Minnesota  
12/22/68 (13-22-280-2-1)  
267 Jim Harbaugh at Pittsburgh 1/14/96  
(21-33-267-1-0)  
Opp: 345 Kenny Stabler vs. Oakland  
12/24/77 (21-40-345-3-2)  
292 Stan Humphries at San Diego  
12/31/95 (23-47-292-2-4)  
287 Joe Kapp vs. Minnesota 12/22/68  
(26-44-287-2-2)

**HIGHEST COMPLETION PERCENTAGE****(Min. 50 Att/Career, 15 Att/Game)****CAREER:**

- 53.7 John Unitas, 1956-72  
51.3 Jim Harbaugh, 1994-97  
48.6 Peyton Manning, 1998-00

**GAME:**

- Colts: 65.0 John Unitas at New York Giants  
12/28/58 (26-40-349-1-1)  
63.6 Jack Trudeau at Cleveland 1/9/88  
(21-33-251-2-1)  
Jim Harbaugh at Pittsburgh 1/14/96  
(21-33-267-1-0)  
62.1 John Unitas vs. New York Giants  
12/27/59 (18-29-264-2-0)  
Opp: 77.8 Terry Bradshaw vs. Pittsburgh  
12/19/76 (14-18-264-3-1)  
64.5 Bernie Kosar at Cleveland 1/9/88  
(20-31-229-3-1)  
61.9 Mike Tomczak at Pittsburgh  
12/29/96 (13-21-176-0-2)  
61.0 Neil O'Donnell at Pittsburgh  
1/14/96 (25-41-205-1-1)  
60.7 Joe Namath vs. New York Jets  
1/12/69 (17-28-206-0-0)

**MOST TOUCHDOWN PASSES****CAREER:**

- 8 John Unitas, 1956-72  
5 Jim Harbaugh, 1994-97  
2 Tom Matte, 1961-72  
Earl Morrall, 1968-71  
Jack Trudeau, 1986-93

**MOST TOUCHDOWN PASSES GAME:**

- (Continued)
- Colts: 2 John Unitas vs. New York Giants  
12/27/59 (18-29-264-2-0)  
Tom Matte vs. Dallas 1/9/66#  
(7-17-165-2-0)  
Earl Morrall vs. Minnesota  
12/22/68 (13-22-280-2-1)  
John Unitas vs. Cincinnati 12/26/70  
(6-17-145-2-0)  
Jack Trudeau at Cleveland 1/9/88  
(21-33-251-2-1)  
Jim Harbaugh at San Diego  
12/31/95 (16-27-175-2-1)
- Opp: 3 Frank Ryan at Cleveland 12/27/64  
(11-18-206-3-1)  
Terry Bradshaw vs. Pittsburgh  
12/19/76 (14-18-264-3-0)  
Kenny Stabler vs. Oakland  
12/24/77(21-40-345-3-2)  
Bernie Kosar at Cleveland 1/9/88  
(20-31-229-3-1)
- 2 Joe Kapp vs. Minnesota 12/22/68  
(26-44-287-2-2)  
George Blanda vs. Oakland 1/3/71  
(17-32-271-2-3)  
Stan Humphries at San Diego  
12/31/95 (23-47-292-2-4)

**MOST PASSES HAD INTERCEPTED**

- CAREER:**
- 11 John Unitas, 1956-72  
6 Earl Morrall, 1968-71  
3 Jim Harbaugh, 1994-97  
2 Marty Domres, 1972-75  
Bert Jones, 1973-81
- GAME:**
- Colts: 3 Earl Morrall vs. New York Jets  
1/12/69\* (6-17-71-0-3)  
John Unitas at Miami 1/2/72  
(20-36-224-0-3)  
2 [4 times] Last: Bert Jones vs.  
Pittsburgh 12/19/76  
(11-25-144-1-2)
- Opp: 4 Stan Humphries at San Diego  
12/31/95 (23-47-292-2-4)  
3 George Blanda vs. Oakland 1/3/71  
(17-32-271-2-3)  
Craig Morton vs. Dallas 1/17/71\*  
(12-26-127-1-3)  
Bill Nelsen at Cleveland 12/26/71  
(9-21-104-0-3)  
Steve Bono at Kansas City 1/7/96  
(11-25-122-1-3)  
Jay Fiedler at Miami 12/30/00  
(19-34-185-1-3)

**LONGEST PASS PLAY**

- Colts: 75: John Unitas to John Mackey vs.  
Dallas 1/17/71\*
- 68: John Unitas to Ray Perkins vs.  
Oakland 1/3/71
- 60 John Unitas to Lenny Moore at New  
York Giants 12/28/58
- Opp: 76: Terry Bradshaw to Frank Lewis vs.  
Pittsburgh 12/19/76
- 75: Bob Griese to Paul Warfield at  
Miami 1/2/72
- 62 Charlie Conerly to Kyle Rote at New  
York Giants 12/28/58

**RECEIVING****MOST RECEPTIONS**

- CAREER:**
- 27 Raymond Berry, 1955-67  
22 John Mackey, 1963-71  
18 Eddie Hinton, 1969-72

**MOST RECEPTIONS GAME: (Continued)**

- Colts: 12 Raymond Berry at New York  
Giants 12/28/58 (12-178, 1 TD)  
7 Eric Dickerson at Cleveland 1/9/88  
(7-65, 1 TD)  
Sean Dawkins at Pittsburgh 1/14/96  
(7-96)  
Lamont Warren at Pittsburgh  
1/14/96 (7-37)  
6 [4 times] Last: Eddie Hinton at Miami  
1/2/72 (6-98)
- Opp: 10 Ronnie Harmon at San Diego  
12/31/95 (10-133)  
9 Bob Schnelker vs. New York Giants  
12/27/59 (9-175, 1 TD)  
8 Donny Anderson at Green Bay  
12/26/65 (8-78)  
Bill Brown vs. Minnesota 12/22/68  
(8-82, 1 TD)  
George Sauer vs. New York Jets  
1/12/69\* (8-133)

**MOST YARDS RECEIVING  
(100-YARD GAMES)**

- CAREER:**
- 380 Eddie Hinton, 1969-72  
375 John Mackey, 1963-71  
374 Raymond Berry, 1955-67
- GAME:**
- Colts: 178 Raymond Berry at New York Giants  
12/28/58 (12-178, 1 TD)  
148 Willie Richardson vs. Minnesota  
12/22/68 (6-148)  
126 Lenny Moore vs. New York Giants  
12/27/59 (3-126, 1 TD)  
115 Eddie Hinton vs. Oakland 1/3/71  
(5-115)  
101 Lenny Moore at New York Giants  
12/28/58 (6-101)
- Opp: 175 Bob Schnelker vs. New York Giants  
12/27/59 (9-175, 1 TD)  
133 George Sauer vs. New York Jets  
1/12/69\* (8-133)  
Ronnie Harmon at San Diego  
12/31/95 (10-133)  
130 Gary Collins at Cleveland  
12/27/64 (5-130, 3 TD)  
125 Paul Warfield at Miami 1/2/72  
(2-125, 1 TD)  
113 Cliff Branch vs. Oakland 12/24/77  
(6-113)  
109 Charles Johnson at Pittsburgh  
12/29/96  
108 Warren Wells vs. Oakland 1/3/71  
(5-108, 1 TD)  
103 Frank Lewis vs. Pittsburgh 12/19/76  
(2-103, 1 TD)

**HIGHEST AVERAGE  
(Min. 10 Rec., 2 Rec/Game)**

- CAREER:**
- 21.1 Eddie Hinton, 1969-72  
18.9 Lenny Moore, 1956-67  
18.1 Willie Richardson, 1963-69, 71
- GAME:**
- Colts: 42.0 Lenny Moore vs. New York Giants  
12/27/59 (3-126, 1 TD)  
40.0 Ray Perkins vs. Oakland 1/3/71  
(2-80, 1 TD)  
John Mackey vs. Dallas 1/17/71\*  
(2-80, 1 TD)  
Opp: 62.5 Paul Warfield at Miami 1/2/72  
(2-125, 1 TD)  
51.5 Frank Lewis vs. Pittsburgh 12/19/76  
(2-103, 1 TD)  
38.0 Kyle Rote at New York Giants  
12/28/58 (2-76)

**MOST TOUCHDOWN RECEPTIONS**

- CAREER:**
- 2 Raymond Berry, 1955-67  
John Mackey, 1963-71  
Jimmy Orr, 1961-70  
Floyd Turner, 1994-95

**GAME:**

- Colts: 2 Jimmy Orr vs. Dallas 1/9/66#  
1 [20 times] Last: Jerome Pathon at  
Miami 12/30/00
- Opp: 3 Gary Collins at Cleveland  
12/27/64 (5-130, 3 TD)  
Dave Casper vs. Oakland  
12/24/77 (4-70, 3 TD)  
2 Lynn Swann vs. Pittsburgh 12/19/76

**LONGEST RECEPTION**

- Colts: 75: John Mackey from John Unitas vs.  
Dallas 1/17/71\*
- 68: Ray Perkins from John Unitas vs.  
Oakland 1/3/71
- 60 Lenny Moore from John Unitas at  
New York Giants 12/28/58
- 59: Lenny Moore from John Unitas vs.  
New York Giants 12/27/59
- Opp: 76: Frank Lewis from Terry Bradshaw vs.  
Pittsburgh 12/19/76
- 75: Paul Warfield from Bob Griese at  
Miami 1/2/72
- 62 Kyle Rote from Charlie Conerly at  
New York Giants 12/28/58
- 51: Gary Collins from Frank Ryan at  
Cleveland 12/27/64

**YARDS FROM SCRIMMAGE****MOST ATTEMPTS**

- CAREER:**
- 109 Tom Matte, 1961-72  
94 Jerry Hill, 1961, 63-70  
77 Lydell Mitchell, 1972-77

**GAME:**

- Colts: 30 Lydell Mitchell at Pittsburgh  
12/27/75 (26 rush/4 rec.)  
26 Lydell Mitchell vs. Oakland  
12/24/77 (23 rush/3 rec.)  
25 Norm Bulach vs. Cincinnati  
12/26/70 (25 rush)
- Opp: 43 Lamar Smith at Miami  
12/30/00 (40 rush/3 rec.)  
34 Matt Snell vs. New York Jets  
1/12/69\* (30 rush/4 rec.)  
30 Jim Brown at Cleveland 12/27/64  
(27 rush/3 rec.)  
29 Eddie George vs. Tennessee  
1/16/00 (26 rush/3 rec.)

**MOST YARDS**

- CAREER:**
- 486 Tom Matte, 1961-72  
435 Jerry Hill, 1961, 63-70  
410 Lenny Moore, 1956-67

**GAME:**

- Colts: 178 Raymond Berry at New York Giants  
12/28/58 (178 rec.)
- 157 Zack Crockett at San Diego  
12/31/95 (147 rush/10 rec.)
- 148 Willie Richardson vs. Minnesota  
12/22/68 (148 rec.)
- Opp: 227 Lamar Smith at Miami  
12/30/00 (209 rush/18 rec.)
- 176 Eddie George vs. Tennessee  
1/16/00 (162 rush/14 rec.)
- 175 Bob Schnelker vs. New York Giants  
12/27/59 (175 rec.)
- 161 Matt Snell vs. New York Jets  
1/12/69\* (121 rush/40 rec.)
- 158 Earnest Byner at Cleveland 1/9/88  
(122 rush/36 rec.)

**HIGHEST AVERAGE**  
(Min. 10 Att/Game, 50 Att/Career)

**CAREER:**  
6.7 Lenny Moore, 1956-67  
4.6 Jerry Hill, 1961, 63-70  
4.5 Edgerin James, 1999-00  
4.5 Tom Matte, 1961-72

**GAME:**

Colts: 14.8 Raymond Berry at New York Giants  
12/28/58  
11.2 Tom Matte vs. New York Jets  
1/12/69\*  
10.5 Zack Crockett at San Diego  
12/31/95  
Opp: 12.0 Ronnie Harmon at San Diego  
12/31/95  
7.4 Franco Harris vs. Pittsburgh  
12/19/76  
6.2 Bill Brown vs. Minnesota 12/22/68

**PUNTING****MOST PUNTS**

**CAREER:**  
65 David Lee, 1966-78  
23 Chris Gardocki, 1995-97  
18 Tom Gilburg, 1961-65

**GAME:**

Colts: 12 David Lee vs. Oakland 12/24/77  
9 David Lee at Pittsburgh 12/27/75  
8 Tom Gilburg at Green Bay  
12/26/65  
Chris Gardocki at Pittsburgh  
12/29/96  
Opp: 9 Ron Widby vs. Dallas 1/17/71\*  
8 Dave Lewis vs. Cincinnati 12/26/70  
Ray Guy vs. Oakland 12/24/77

**MOST PUNT YARDS**

**CAREER:**  
2575 David Lee, 1966-78  
945 Chris Gardocki, 1995-97  
717 Tom Gilburg, 1961-65

**GAME:**

Colts: 438 David Lee vs. Oakland 12/24/77  
361 David Lee at Pittsburgh 12/27/75  
340 Hunter Smith vs. Tennessee 1/16/00  
Opp: 377 Ron Widby vs. Dallas 1/17/71\*  
374 Ray Guy vs. Oakland 12/24/77  
313 Dave Lewis vs. Cincinnati 12/26/70

**HIGHEST PUNTING AVERAGE**  
(Min. 2/Career, 3 Att/Game)

**CAREER:**  
46.5 Hunter Smith, 1999-00  
41.4 Chris Gardocki, 1995-97  
39.8 Tom Gilburg, 1961-65

**GAME:**

Colts: 50.8 Raymond Brown at New York Giants  
12/28/58 (4-203)  
50.0 Chris Gardocki at Pittsburgh  
1/14/96 (4-200)  
48.6 Hunter Smith vs. Tennessee 1/16/00  
(7-340)  
Opp: 52.0 Craig Henrich vs. Tennessee  
1/16/00 (5-260)  
47.9 Don Chandler vs. New York Giants  
12/27/59 (6-287)  
46.8 Ray Guy vs. Oakland 12/24/77  
(8-374)

**MOST TOUCHBACKS**

**CAREER:**  
7 David Lee, 1966-78

**GAME:**

Colts: 2 David Lee at Pittsburgh 12/27/75  
1 (9 times) Last: Hunter Smith at Miami  
12/30/00

**MOST TOUCHBACKS GAME:** (Continued)

Opp: 3 Ray Guy vs. Oakland 12/24/77  
1 (7 times) Last: Craig Henrich vs.  
Tennessee 1/16/00

**MOST PUNTS BLOCKED**

**CAREER:**  
1 David Lee, 1966-78

**GAME:**

Colts: 1 David Lee vs. Oakland 12/24/77  
Opp: None

**LONGEST PUNT**

**GAME:**  
Colts: 58 Rohn Stark at Cleveland 1/9/88  
57 Raymond Brown at New York Giants  
12/28/58  
Hunter Smith vs. Tennessee 1/16/00  
Hunter Smith at Miami 12/30/00  
Opp: 65 Darren Bennett at San Diego  
12/31/95  
59 Josh Miller at Pittsburgh 12/29/96  
58 Gary Collins at Cleveland  
12/27/64  
57 Craig Henrich vs. Tennessee  
1/16/00

**PUNT RETURNS****MOST RETURNS**

**CAREER:**  
13 Ron Gardin, 1970-71  
12 Rick Volk, 1967-75  
11 Alvin Haymond, 1964-67

**GAME:**

Colts: 7 Ron Gardin vs. Cincinnati  
12/26/70  
5 Rick Volk at Miami 1/2/72  
Jahine Arnold at Pittsburgh  
12/29/96  
4 (6 times) Last: Rick Volk at Cleveland  
12/26/71  
Opp: 5 Neil Colzie vs. Oakland 12/24/77  
Jahine Arnold at Pittsburgh  
12/29/96  
4 Tamarick Vanover at Kansas City  
1/7/96  
3 (10 times) Last: Derrick Mason vs.  
Tennessee 1/16/00

**MOST YARDS**

**CAREER:**  
71 Ray Buchanan, 1993-96  
62 Alvin Haymond, 1964-67  
58 Rick Volk, 1967-75

**GAME:**

Colts: 52 Ray Buchanan at San Diego  
12/31/95  
34 Timmy Brown vs. New York Jets  
1/12/69\*  
30 Howard Stevens at Pittsburgh  
12/27/75  
Opp: 77 Jahine Arnold at Pittsburgh  
12/29/96  
71 Leroy Kelly at Cleveland 12/26/71  
49 Derrick Mason vs. Tennessee  
1/16/00

**HIGHEST AVERAGE**  
(Min. 4 Returns, 2/Game)

**CAREER:**  
11.8 Ray Buchanan, 1993-96  
5.6 Alvin Haymond, 1964-67  
4.8 Rick Volk, 1967-75

**GAME:**

Colts: 26.0 Ray Buchanan at San Diego  
12/31/95 (2-52)  
12.0 Terrence Wilkins vs. Tennessee  
1/16/00 (2-24)

**HIGHEST AVERAGE GAME:** (Continued)

10.0 Howard Stevens at Pittsburgh  
12/27/75 (3-30)  
Opp: 23.7 Leroy Kelly at Cleveland 12/26/71  
(3-71)  
17.7 Andre Hastings at Pittsburgh  
1/14/96 (3-53)  
16.3 Derrick Mason vs. Tennessee  
1/16/00 (3-49)

**LONGEST RETURN**

**GAME:**  
Colts: 46 Ray Buchanan at San Diego  
12/31/95  
24 Terrence Wilkins vs. Tennessee  
1/16/00  
21 Tim Brown vs. New York Jets  
1/12/69\*  
Opp: 48 Leroy Kelly at Cleveland 12/26/71  
33 Andre Hastings at Pittsburgh  
1/14/96  
31 Jahine Arnold at Pittsburgh  
12/29/96

**KICKOFF RETURNS****MOST RETURNS**

**CAREER:**  
8 Jim Duncan, 1969-71  
7 Aaron Bailey, 1994-97  
Terrence Wilkins, 1999-00  
6 Albert Bentley, 1985-81  
5 Alvin Haymond, 1964-67  
Bruce Laird, 1972-81

**GAME:**

Colts: 6 Albert Bentley at Cleveland 1/9/88  
5 Terrence Wilkins vs. Tennessee  
1/16/00  
4 Jim Duncan vs. Oakland 1/3/71  
Jim Duncan vs. Dallas 1/17/71\*  
Bruce Laird at Pittsburgh 12/27/75  
Aaron Bailey at Pittsburgh 1/14/96  
Lamont Warren at Pittsburgh  
12/29/96  
Opp: 6 Andre Coleman at San Diego  
12/31/95  
4 Ernie Mills at Pittsburgh 1/14/96  
3 Timmy Brown vs. Philadelphia  
1/8/67\*  
Ben Davis at Cleveland 12/29/68  
Reece Morrison at Cleveland  
12/29/68  
Carl Garrett vs. Oakland 12/24/77

**MOST YARDS**

**CAREER:**  
195 Jim Duncan, 1969-71  
135 Aaron Bailey, 1994-97  
134 Marshall Johnson, 1975-80  
118 Terrence Wilkins, 1999-00

**GAME:**

Colts: 134 Marshall Johnson vs. Oakland  
12/24/77  
114 Albert Bentley at Cleveland 1/9/88  
105 Jim Duncan vs. Oakland 1/3/71  
Opp: 169 Carl Garrett vs. Oakland 12/24/77  
133 Andre Coleman at San Diego  
12/31/95  
96 Ernie Mills at Pittsburgh 1/14/96

**HIGHEST AVERAGE**  
(Min. 3/Career, 2/Game)

**CAREER:**  
44.7 Marshall Johnson, 1975-80  
27.8 Preston Pearson, 1967-68  
27.7 Charlie Pittman, 1971

**GAME:**

Colts: 44.7 Marshall Johnson vs. Oakland  
12/24/77 (3-136, 1 TD)

**HIGHEST AVERAGE GAME:** (Continued)

- 29.5 Preston Pearson vs. New York Jets 1/12/69\* [2-59]  
 29.0 Charlie Pittman at Miami 1/2/72 [2-58]  
 26.3 Jim Duncan vs. Oakland 1/3/71 [4-105]  
 Opp: 33.8 Carl Garrett vs. Oakland 12/24/77 [5-169]  
 30.0 Phil King vs. New York Giants 12/27/59 [2-60]  
 27.7 Timmy Brown vs. Philadelphia 1/8/67\* [3-83]

**LONGEST RETURN GAME:**

- Colts: 871 Marshall Johnson vs. Oakland 12/24/77  
 38 Charlie Pittman at Miami 1/2/72  
 Albert Bentley at Cleveland 1/9/88  
 Opp: 60 Theo Bell vs. Pittsburgh 12/19/76  
 44 Carl Garrett vs. Oakland 12/24/77  
 36 Dave Brown at Pittsburgh 12/27/75

**INTERCEPTIONS**

**MOST INTERCEPTIONS CAREER:**

- 7 Jerry Logan, 1963-72  
 5 Rick Volk, 1967-75  
 3 Mike Curtis, 1965-75

**GAME:**

- Colts: 2 Johnny Sample vs. New York Giants 12/27/59 [2-76]  
 Rick Volk at Cleveland 12/26/71 [2-56]  
 Lloyd Mumphord at Pittsburgh 12/27/75 [2-67]  
 Bruce Laird vs. Oakland 12/24/77 [2-61]  
 Jason Belsler at San Diego 12/31/95 [2-68]  
 Chad Cota at Miami 12/30/00 [2-23]  
 Opp: 2 Randy Beverly vs. New York Jets 1/12/69\*  
 Chuck Howley vs. Dallas 1/17/71\*

**MOST RETURN YARDS CAREER:**

- 112 Rick Volk, 1967-75  
 80 Jerry Logan, 1963-72  
 76 Johnny Sample, 1958-60

**GAME:**

- Colts: 76 Johnny Sample vs. New York Giants 12/27/59 [2-76]  
 68 Jason Belsler at San Diego 12/31/95 [2-68]  
 67 Lloyd Mumphord at Pittsburgh 12/27/75 [2-67]  
 Opp: 62 Dick Anderson at Miami 1/2/71  
 48 Frank Minnifield at Cleveland 1/9/88  
 26 Glen Edwards vs. Pittsburgh 12/19/76

**HIGHEST AVERAGE (Min. 3/Career, 2/Game)**

- CAREER:**  
 22.4 Rick Volk, 1967-75  
 11.5 Chad Cota at Miami 12/30/00  
 11.4 Jerry Logan, 1963-72

**GAME:**

- Colts: 38.0 Johnny Sample vs. New York Giants 12/27/59 [2-76]  
 34.0 Jason Belsler at San Diego 12/31/95 [2-68]  
 33.5 Lloyd Mumphord at Pittsburgh 12/27/75 [2-67]

**HIGHEST AVERAGE GAME:** (Continued)

- Opp: 11.0 Chuck Howley vs. Dallas 1/17/71\* [2-22]

**LONGEST RETURN-TD RETURNS GAME:**

- Colts: 611 Bruce Laird vs. Oakland 12/24/77  
 591 Eugene Daniel at Pittsburgh 12/29/96  
 58 Lloyd Mumphord at Pittsburgh 12/27/75  
 421 Johnny Sample vs. New York Giants 12/27/59  
 Opp: 621 Dick Anderson at Miami 1/2/72  
 481 Frank Minnifield at Cleveland 1/9/88  
 26 Glen Edwards vs. Pittsburgh 12/19/76

**FUMBLE RETURNS FOR TOUCHDOWNS**

- Colts: 25 Don Shinnick at Green Bay 12/26/65  
 60 Mike Curtis vs. Minnesota 12/22/68  
 Opp: 93 Andy Russell at Pittsburgh 12/27/75

**MOST TOUCHDOWNS** (Continued)

- 4 vs. New York Giants 12/27/59  
 at Cleveland 12/29/68  
 vs. Oakland 12/24/77  
 3 [4 times] Last: at Cleveland 1/9/88  
 Opp: 5 vs. Pittsburgh 12/19/76  
 vs. Oakland 12/24/77  
 at Cleveland 1/9/88  
 at Pittsburgh 12/29/96  
 4 [2 times] Last: at Pittsburgh 12/27/75

**MOST RUSHING TOUCHDOWNS**

- Colts: 4 at Cleveland 12/29/68  
 3 vs. Dallas 1/9/66\*  
 at San Diego 12/31/95  
 2 [5 times] Last: at Miami 12/30/00  
 Opp: 5 at Pittsburgh 12/29/96  
 3 at Pittsburgh 12/27/75  
 2 [4 times] Last: vs. Oakland 12/24/77

**MOST PASSING TOUCHDOWNS**

- Colts: 2 [6 times] Last: at San Diego 12/31/95  
 Opp: 3 at Cleveland 12/27/64  
 vs. Pittsburgh 12/19/76  
 vs. Oakland 12/24/77  
 at Cleveland 1/9/88

**MOST DEFENSIVE TOUCHDOWNS**

- Colts: 1 vs. New York Giants 12/28/58  
 at Green Bay 12/26/65  
 vs. Minnesota 12/22/68  
 vs. Oakland 12/24/77  
 at Pittsburgh 12/29/96  
 Opp: 1 vs. Miami 1/2/72  
 vs. Pittsburgh 12/27/75  
 at Cleveland 1/9/88

**MOST PATS./ATTEMPTS**

- Colts: 5/5 vs. Dallas 1/9/66\*  
 at San Diego 12/31/95  
 4/4 vs. New York Giants 12/27/59  
 at Cleveland 12/29/68  
 vs. Oakland 12/24/77  
 Opp: 5/5 at Cleveland 1/9/88  
 4/5 vs. Pittsburgh 12/19/76  
 4/4 [4 times] Last: at Pittsburgh 12/29/96

**MOST FIELD GOALS**

- Colts: 3 at Pittsburgh 1/14/96  
 vs. Tennessee 1/16/00  
 at Miami 12/30/00  
 2 [4 times] Last: at Cleveland 12/26/71  
 Opp: 4 vs. Tennessee 1/16/00  
 3 vs. New York Giants 12/27/59  
 vs. New York Jets 1/12/69\*  
 2 [7 times] Last: at Pittsburgh 12/29/96

**MOST FIELD GOAL ATTEMPTS**

- Colts: 4 vs. Oakland 1/3/71  
 at Pittsburgh 1/14/96  
 at Miami 12/30/00  
 Opp: 4 vs. Tennessee 1/16/00  
 3 [6 times] Last: at Pittsburgh 1/14/96  
 2 [9 times] Last: at Miami 12/30/00

**FIRST DOWNS**

**MOST**

- Colts: 27 at New York Giants 12/28/58  
 23 at Cleveland 1/9/88  
 22 vs. Dallas 1/9/66\*  
 at Cleveland 12/29/68  
 vs. Oakland 12/24/77

**COLTS TEAM PLAYOFF RECORDS**

(\*Denotes Super Bowl, #Denotes Playoff Bowl)

**SCORING**

**MOST POINTS**

- Colts: 35 vs. Dallas 1/9/66#  
 at San Diego 12/31/95  
 34 at Cleveland 12/29/68  
 31 vs. New York Giants 12/27/59  
 vs. Oakland 12/24/77  
 Opp: 42 at Pittsburgh 12/29/96  
 40 vs. Pittsburgh 12/19/76  
 38 at Cleveland 1/9/88  
 37 vs. Oakland 12/24/77  
 28 at Pittsburgh 12/27/75

**FEWEST POINTS**

- Colts: 0 at Cleveland 12/27/64  
 at Miami 1/2/72  
 7 vs. New York Jets 1/12/69\*  
 Opp: 0 at Cleveland 12/29/68  
 vs. Cincinnati 12/26/70  
 3 vs. Dallas 1/9/66#  
 at Cleveland 12/26/71

**MOST POINTS BOTH TEAMS**

- 68 vs. Oakland 12/24/77 [Raiders 37, Colts 31, 2 OT]  
 59 at Cleveland 1/9/88 [Browns 38, Colts 21]  
 56 at Pittsburgh 12/29/96 [Steelers 42, Colts 14]  
 55 at San Diego 12/31/95 [Colts 35, Chargers 20]  
 54 vs. Pittsburgh 12/19/76 [Steelers 40, Colts 14]

**FEWEST POINTS BOTH TEAMS**

- 17 vs. Cincinnati 12/26/70 [Colts 17, Bengals 0]  
 at Kansas City 1/7/96 [Colts 10, Chiefs 7]  
 21 at Miami 1/2/72 [Dolphins 21, Colts 0]  
 23 at Green Bay 12/26/65 [Packers 13, Colts 10, OT]  
 vs. New York Jets 1/12/69\* [Jets 16, Colts 7]  
 at Cleveland 12/26/71 [Colts 20, Browns 3]

**MOST TOUCHDOWNS**

- Colts: 5 vs. Dallas 1/9/66\*  
 at San Diego 12/31/95

**FIRST DOWNS MOST (Continued)**

- Opp: 29 vs. Pittsburgh 12/19/76  
 28 vs. Oakland 12/24/77  
 27 at San Diego 12/31/95  
 26 at Miami 12/30/00  
 25 at Cleveland 1/9/88

**FEWEST**

- Colts: 8 at Pittsburgh 12/29/96  
 9 at Green Bay 12/26/65  
 10 at Pittsburgh 12/19/76  
 11 at Cleveland 12/27/64  
 13 vs. New York Giants 12/27/59  
 Opp: 7 vs. Cincinnati 12/26/70  
 10 at New York Giants 12/28/58  
 vs. Dallas 1/17/71\*  
 11 at Cleveland 12/26/71  
 12 at Cleveland 12/29/68

**MOST BOTH TEAMS**

- 50 vs. Oakland 12/24/77 (Raiders 28, Colts 22)  
 48 at Cleveland 1/9/88 (Browns 25, Colts 23)  
 47 at San Diego 12/31/95 (Chargers 27, Colts 20)  
 45 vs. Pittsburgh 12/19/76 (Steelers 29, Colts 16)  
 40 at Miami 12/30/00 (Dolphins 26, Colts 14)

**FEWEST BOTH TEAMS**

- 23 vs. Cincinnati 12/26/70 (Colts 16, Bengals 7)  
 24 vs. Dallas 1/17/71\* (Colts 14, Cowboys 10)  
 26 at Pittsburgh 12/27/75 (Steelers 16, Colts 10)  
 27 at Cleveland 12/26/71 (Colts 16, Browns 11)  
 29 vs. New York Giants 12/27/59 (Giants 16, Colts 13)

**MOST RUSHING**

- Colts: 14 vs. Dallas 1/9/66#  
 13 at Cleveland 12/29/68  
 12 vs. Cincinnati 12/26/70  
 10 vs. Oakland 12/24/77  
 at San Diego 12/31/95  
 Opp: 16 at Pittsburgh 12/29/96  
 at Miami 12/30/00  
 13 at Pittsburgh 12/27/75  
 12 vs. Pittsburgh 12/19/76  
 11 vs. Philadelphia 1/8/69#

**FEWEST RUSHING**

- Colts: 0 at Pittsburgh 12/29/96  
 2 vs. Minnesota 12/22/68  
 3 vs. New York Giants 12/27/59  
 vs. Tennessee 1/16/00  
 Opp: 2 at Cleveland 12/29/68  
 vs. Cincinnati 12/26/70  
 3 at New York Giants 12/28/58  
 4 (3 times) last: vs. Dallas 1/17/71\*

**MOST PASSING**

- Colts: 17 at New York Giants 12/28/58  
 16 at Cleveland 1/9/88  
 13 vs. Tennessee 1/16/00  
 12 vs. Minnesota 12/22/68  
 at Pittsburgh 1/14/96  
 Opp: 20 at San Diego 12/31/95  
 17 vs. Minnesota 12/22/68  
 vs. Oakland 12/24/77  
 15 vs. Pittsburgh 12/19/76  
 13 at Cleveland 1/9/88

**FEWEST PASSING**

- Colts: 2 at Green Bay 12/26/65  
 4 at Cleveland 12/27/64  
 vs. Cincinnati 12/26/70  
 at Pittsburgh 12/27/75  
 6 vs. Dallas 1/17/71\*

**FEWEST PASSING (Continued)**

- Opp: 3 at Pittsburgh 12/27/75  
 4 vs. Philadelphia 1/8/67#  
 at Miami 1/2/72  
 5 vs. Cincinnati 12/26/70  
 vs. Dallas 1/17/71\*  
 at Cleveland 12/26/71  
 vs. Tennessee 1/16/00

**MOST BY PENALTY**

- Colts: 4 vs. Philadelphia 1/8/67#  
 vs. Dallas 1/17/71\*  
 vs. Pittsburgh 12/19/76  
 vs. Oakland 12/24/77  
 3 at Cleveland 1/9/88  
 vs. Tennessee 1/16/00  
 Opp: 3 at Cleveland 12/27/64  
 at Green Bay 12/26/65  
 vs. Oakland 12/24/77  
 at Pittsburgh 1/14/96  
 2 (4 times) last: at Cleveland 1/9/88

**NET YARDS**

**MOST NET YARDS**

- Colts: 452 at New York Giants 12/28/58  
 363 vs. Oakland 1/3/71  
 353 at Cleveland 12/29/68  
 347 vs. Dallas 1/9/66#  
 333 at San Diego 12/31/95  
 Opp: 526 vs. Pittsburgh 12/19/76  
 491 vs. Oakland 12/24/77  
 434 at Miami 12/30/00  
 429 at San Diego 12/31/95  
 407 at Pittsburgh 12/29/96

**FEWEST NET YARDS**

- Colts: 146 at Pittsburgh 12/29/96  
 154 at Pittsburgh 12/27/75  
 170 vs. Pittsburgh 12/19/76  
 175 at Green Bay 12/26/65  
 181 at Cleveland 12/27/64  
 Opp: 139 vs. Cincinnati 12/26/70  
 165 at Cleveland 12/26/71  
 173 at Cleveland 12/29/68  
 194 vs. Philadelphia 1/8/67#  
 204 vs. Dallas 1/9/66#

**RUSHING**

**MOST YARDS**

- Colts: 187 vs. Oakland 12/24/77  
 184 at Cleveland 12/29/68  
 182 vs. Dallas 1/9/66#  
 178 at San Diego 12/31/95  
 170 vs. Cincinnati 12/26/70  
 Opp: 258 at Miami 12/30/00  
 231 at Pittsburgh 12/29/96  
 225 vs. Pittsburgh 12/19/76  
 211 at Pittsburgh 12/27/75  
 197 vs. Tennessee 1/16/00

**FEWEST YARDS**

- Colts: 41 at Pittsburgh 12/29/96  
 50 vs. Minnesota 12/22/68  
 63 at Cleveland 1/9/88  
 69 vs. Dallas 1/17/71\*  
 71 vs. Pittsburgh 12/19/76  
 Opp: 56 at Cleveland 12/29/68  
 63 vs. Cincinnati 12/26/70  
 69 at Cleveland 12/26/71  
 75 vs. Dallas 1/9/66#  
 80 at Pittsburgh 1/14/96

**MOST ATTEMPTS**

- Colts: 50 vs. Oakland 12/24/77  
 47 at Green Bay 12/26/65  
 vs. Dallas 1/9/66#  
 vs. Cincinnati 12/26/70  
 43 at Cleveland 12/26/71

**MOST ATTEMPTS (Continued)**

- Opp: 51 at Pittsburgh 12/29/96  
 48 at Miami 12/30/00  
 47 vs. Oakland 12/24/77  
 43 vs. New York Jets 1/12/69\*  
 at Pittsburgh 12/27/75

**FEWEST ATTEMPTS**

- Colts: 15 at Pittsburgh 12/29/96  
 21 at Cleveland 1/9/88  
 23 vs. New York Jets 1/12/69\*  
 vs. Pittsburgh 12/19/76  
 at Pittsburgh 1/14/96  
 vs. Tennessee 1/16/00  
 25 vs. New York Giants 12/27/59  
 at Cleveland 12/26/64  
 Opp: 22 at Cleveland 12/29/68  
 vs. Cincinnati 12/26/70  
 vs. Oakland 1/3/71  
 24 at Cleveland 12/26/71  
 at Pittsburgh 1/14/96

**MOST ATTEMPTS BOTH TEAMS**

- 97 vs. Oakland 12/24/77 (Colts 50, Raiders 47)  
 86 at Green Bay 12/26/65 (Colts 47, Packers 39)  
 84 at Pittsburgh 12/27/75 (Steelers 43, Colts 14)  
 75 vs. Dallas 1/9/66# (Colts 47, Cowboys 28)  
 71 at Miami 12/30/00 (Dolphins 48, Colts 23)

**FEWEST ATTEMPTS BOTH TEAMS**

- 47 at Pittsburgh 1/14/96 (Steelers 24, Colts 23)  
 50 vs. New York Giants 12/27/59 (Colts 25, Giants 25)  
 55 vs. Minnesota 12/22/68 (Vikings 28, Colts 27)  
 at Cleveland 1/9/88 (Browns 34, Colts 21)  
 56 vs. Tennessee 1/16/00 (Titans 33, Colts 23)  
 60 vs. Oakland 1/3/71 (Colts 38, Raiders 22)

**TOTAL PLAYS**

**MOST PLAYS**

- Colts: 83 at New York Giants 12/28/58  
 82 vs. Oakland 12/24/77  
 71 vs. Oakland 1/3/71  
 68 at Miami 1/2/72  
 at Pittsburgh 12/27/75  
 at Kansas City 1/7/96  
 Opp: 89 vs. Oakland 12/24/77  
 84 at Miami 12/30/00  
 81 at Green Bay 12/26/65  
 80 at San Diego 12/31/95  
 75 vs. Minnesota 12/22/68

**FEWEST PLAYS**

- Colts: 47 at Cleveland 12/27/64  
 52 at Pittsburgh 12/29/96  
 53 vs. Minnesota 12/22/68  
 vs. Pittsburgh 12/19/76  
 55 at Miami 12/30/00  
 Opp: 45 at Miami 1/2/72  
 46 vs. Cincinnati 12/26/70  
 52 at New York Giants 12/28/58  
 56 at Cleveland 12/26/71  
 57 vs. Tennessee 1/16/00

**MOST PLAYS BOTH TEAMS**

- 171 vs. Oakland 12/24/77 (Raiders 89, Colts 82)  
 141 at Green Bay 12/26/65 (Packers 81, Colts 60)  
 139 at Miami 12/30/00 (Dolphins 84, Colts 55)  
 138 vs. New York Jets 1/12/69\* (Jets 74, Colts 64)  
 at San Diego 12/31/95 (Chargers 80, Colts 58)

**FEWEST PLAYS BOTH TEAMS**

- 107 at Cleveland 12/27/64 (Browns 60, Colts 47)  
 112 vs. Cincinnati 12/26/70 (Colts 66, Bengals 46)  
 113 at Miami 1/2/72 (Colts 68, Dolphins 45)  
 115 vs. Dallas 1/17/71\* (Cowboys 59, Colts 56)  
 118 vs. Pittsburgh 12/19/76 (Steelers 65, Colts 53)

**PASSING****MOST YARDS**

- Colts: 349 at New York Giants 12/28/58  
 280 vs. Minnesota 12/22/68  
 267 at Pittsburgh 1/14/96  
 266 at Cleveland 1/9/88  
 264 vs. New York Giants 12/27/59  
 Opp: 345 vs. Oakland 12/24/77  
 308 vs. Pittsburgh 12/19/76  
 287 vs. Minnesota 12/22/68  
 284 at San Diego 12/31/95  
 277 vs. Oakland 1/3/71

**FEWEST YARDS**

- Colts: 40 at Green Bay 12/26/65  
 95 at Cleveland 12/27/64  
 100 at Pittsburgh 12/27/75  
 112 at Kansas City 1/7/96  
 140 at Pittsburgh 12/29/96  
 Opp: 87 vs. Philadelphia 1/8/67\*  
 93 vs. Cincinnati 12/26/70  
 103 at Pittsburgh 12/27/75  
 112 vs. Tennessee 1/16/00  
 127 vs. Dallas 1/17/71\*

**MOST YARDS BOTH TEAMS**

- 567 vs. Minnesota 12/22/68 (Vikings 287, Colts 280)  
 549 at New York Giants 12/28/58 (Colts 349, Giants 200)  
 522 vs. Oakland 1/3/71 (Raiders 277, Colts 245)  
 514 vs. New York Giants 12/27/59 (Colts 264, Giants 250)  
 509 vs. Oakland 12/24/77 (Raiders 345, Colts 164)

**FEWEST YARDS BOTH TEAMS**

- 203 at Pittsburgh 12/27/75 (Steelers 103, Colts 100)  
 238 vs. Cincinnati 12/26/70 (Colts 145, Bengals 93)  
 264 at Kansas City 1/7/96 (Chiefs 152, Colts 112)  
 274 at Cleveland 12/26/71 (Colts 143, Browns 131)  
 280 vs. Philadelphia 1/8/67\* (Colts 193, Eagles 87)

**MOST ATTEMPTS**

- Colts: 42 vs. Tennessee 1/16/00  
 41 vs. New York Jets 1/12/69\*  
 40 at New York Giants 12/28/58  
 39 at Cleveland 1/9/88  
 36 at Miami 1/2/72

**MOST ATTEMPTS (Continued)**

- Opp: 47 at San Diego 12/31/95  
 44 vs. Minnesota 12/22/68  
 41 at Green Bay 12/26/65  
 at Pittsburgh 1/14/96  
 40 vs. Oakland 12/24/77

**FEWEST ATTEMPTS**

- Colts: 12 at Green Bay 12/26/65  
 17 vs. Cincinnati 12/26/70  
 18 vs. Dallas 1/9/66#  
 20 at Cleveland 12/27/64  
 21 at Cleveland 12/26/71  
 Opp: 8 at Miami 1/2/72  
 13 at Pittsburgh 12/27/75  
 18 at New York Giants 12/28/58  
 at Cleveland 12/27/64  
 21 vs. Oakland 1/3/71

**MOST ATTEMPTS BOTH TEAMS**

- 75 at Pittsburgh 1/14/96 (Steelers 41, Colts 34)  
 74 at San Diego 12/31/95 (Chargers 47, Colts 27)  
 70 vs. New York Jets 1/12/69\* (Colts 41, Jets 29)  
 at Cleveland 1/9/88 (Colts 39, Browns 31)  
 67 vs. New York Giants 12/27/59 (Giants 38, Colts 29)  
 66 (5 times) Last: at Mia. 12/30/00 (Dolphins 34, Colts 32)

**FEWEST ATTEMPTS BOTH TEAMS**

- 35 at Pittsburgh 12/27/75 (Colts 22, Steelers 13)  
 38 at Cleveland 12/27/64 (Colts 20, Browns 18)  
 vs. Cincinnati 12/26/70 (Bengals 21, Colts 17)  
 44 at Miami 1/2/72 (Colts 36, Dolphins 8)  
 48 (2 times) Last: at Cleveland 12/26/71 (Browns 27, Colts 21)

**MOST COMPLETIONS**

- Colts: 26 at New York Giants 12/28/58  
 22 at Cleveland 1/9/88  
 21 at Pittsburgh 1/14/96  
 20 at Miami 1/2/72  
 19 vs. Philadelphia 1/8/67#  
 vs. Tennessee 1/16/00  
 Opp: 26 vs. Minnesota 12/22/68  
 25 at Pittsburgh 1/14/96  
 23 at Green Bay 12/26/65  
 at San Diego 12/31/95  
 21 vs. Oakland 12/24/77  
 20 at Cleveland 1/9/88

**FEWEST COMPLETIONS**

- Colts: 5 at Green Bay 12/26/65  
 6 vs. Cincinnati 12/26/70  
 7 vs. Dallas 1/9/66#  
 8 at Pittsburgh 12/27/75  
 11 (4 times) Last: vs. Pittsburgh 12/19/76  
 Opp: 4 at Miami 1/2/72  
 8 vs. Cincinnati 12/26/70  
 at Pittsburgh 12/27/75  
 11 at Cleveland 12/27/64  
 vs. Philadelphia 1/8/67#

**MOST COMPLETIONS BOTH TEAMS**

- 46 at Pittsburgh 1/14/96 (Steelers 25, Colts 21)  
 42 at Cleveland 1/9/88 (Colts 22, Browns 20)  
 39 vs. Minnesota 12/22/68 (Vikings 26, Colts 13)  
 at San Diego 12/31/95 (Chargers 23, Colts 16)

**MOST COMPLETIONS BOTH TEAMS (Cont.)**

- 38 at New York Giants 12/28/58 (Colts 26, Giants 12)

**FEWEST COMPLETIONS BOTH TEAMS**

- 14 vs. Cincinnati 12/26/70 (Bengals 8, Colts 6)  
 16 at Pittsburgh 12/27/75 (Colts 8, Steelers 8)  
 22 vs. Dallas 1/9/66# (Cowboys 15, Colts 7)  
 23 at Cleveland 12/27/64 (Colts 12, Browns 11)  
 vs. Dallas 1/17/71\* (Cowboys 12, Colts 11)

**MOST TOUCHDOWNS**

- Colts: 2 (6 times) Last: at San Diego 12/31/95  
 Opp: 3 (4 times) Last: at Cleveland 1/9/88

**MOST TIMES THROWN ATTEMPTING TO PASS**

- Colts: 6/50 vs. Oakland 12/24/77  
 5/45 vs. Pittsburgh 12/19/76  
 5/28 at Pittsburgh 12/27/75  
 4/35 at New York Giants 12/28/58  
 vs. Minnesota 12/22/68  
 at Pittsburgh 12/29/96  
 Opp: 5/48 vs. Oakland 1/3/71  
 5/35 at Cleveland 12/26/71  
 4/34 at Cleveland 12/29/68  
 3 (6 times) Last: at Pittsburgh 12/27/75

**MOST YARDS LOST ATTEMPTING TO PASS**

- Colts: 57 vs. New York Giants 12/28/58  
 50 vs. Oakland 12/24/77  
 45 vs. Pittsburgh 12/19/76  
 35 at New York Giants 12/28/58  
 vs. Minnesota 12/22/68  
 at Pittsburgh 12/29/96  
 Opp: 48 vs. Oakland 1/3/71  
 45 vs. New York Giants 12/27/59  
 35 at Cleveland 12/26/71  
 34 at Cleveland 12/29/68  
 30 vs. Dallas 1/9/66#

**MOST INTERCEPTIONS**

- Colts: 4 vs. New York Jets 1/12/69\*  
 3 vs. Dallas 1/17/71\*  
 at Miami 1/2/72  
 Opp: 4 at San Diego 12/31/95  
 3 (6 times) Last: at Mia. 12/30/00

**PUNTING****MOST**

- Colts: 13 vs. Oakland 12/24/77  
 9 at Pittsburgh 12/27/75  
 8 at Green Bay 12/26/65  
 at Pittsburgh 12/29/96  
 6 (6 times) Last: at Kansas City 1/7/96  
 Opp: 9 vs. Dallas 1/19/66#  
 vs. Dallas 1/17/71\*  
 8 vs. Cincinnati 12/26/70  
 vs. Oakland 12/24/77  
 6 (4 times) Last: at Miami 1/2/72

**FEWEST**

- Colts: 2 at Cleveland 12/29/68  
 3 vs. New York Jets 1/12/69\*  
 at Miami 1/2/72  
 4 (6 times) Last: at Pittsburgh 1/14/96  
 Opp: 1 vs. Pittsburgh 12/19/76  
 at Cleveland 1/9/88  
 2 at San Diego 12/31/95  
 at Pittsburgh 12/29/96  
 3 at Cleveland 12/27/64  
 at Miami 12/30/00

**MOST YARDS**

Colts: 438 vs. Oakland 12/24/77  
 361 at Pittsburgh 12/27/75  
 340 vs. Tennessee 1/16/00  
 339 at Pittsburgh 12/29/96  
 330 at Green Bay 12/26/65  
 Opp: 377 vs. Dallas 1/17/71\*  
 374 vs. Oakland 12/24/77  
 337 vs. Dallas 1/9/66#  
 313 vs. Cincinnati 12/26/70  
 287 vs. New York Giants 12/27/59

**HIGHEST AVERAGE**

Colts: 50.8 at New York Giants 12/28/58  
 50.0 at Pittsburgh 1/14/96  
 48.6 vs. Tennessee 1/16/00  
 45.3 vs. Oakland 1/3/71  
 at Miami 1/2/72  
 44.3 vs. New York Jets 1/12/69\*  
 Opp: 52.0 vs. Tennessee 1/16/00  
 47.9 vs. New York Giants 12/27/59  
 46.8 vs. Oakland 12/24/77  
 46.0 at Miami 12/30/00  
 45.6 at New York Giants 12/28/58

**PENALTIES**

**MOST**

Colts: 8 vs. Oakland 12/24/77 (8-82)  
 7 vs. Pittsburgh 12/19/76 (7-59)  
 at Cleveland 1/9/88 (7-75)  
 vs. Tennessee 1/16/00 (7-60)  
 6 vs. Cincinnati 12/26/70 (6-63)  
 at Pittsburgh 12/27/75 (6-53)  
 at Kansas City 1/7/96 (6-38)  
 at Pittsburgh 12/29/96 (6-30)  
 Opp: 12 vs. Pittsburgh 12/19/76 (12-88)  
 10 vs. Dallas 1/17/71\* (10-133)  
 9 vs. Tennessee 1/16/00 (9-78)  
 7 at Cleveland 12/27/64 (7-59)  
 at Cleveland 12/29/68 (7-54)  
 vs. Oakland 12/24/77 (7-65)  
 at Miami 12/30/00 (7-55)

**FEWEST**

Colts: 1 at Miami 12/30/00 (1-10)  
 2 vs. Oakland 1/3/71 (2-10)  
 at Miami 1/2/72 (2-20)  
 3 (5 times) Last: vs. New York Jets  
 1/12/69\* (3-23)  
 Opp: 1 vs. Cincinnati 12/26/70 (1-5)  
 at Miami 1/2/72 (1-12)  
 2 at New York Giants 12/28/58  
 (2-22)  
 vs. Oakland 1/3/71 (2-20)  
 3 (4 times) Last: at Pittsburgh  
 12/29/96

**MOST BOTH TEAMS**

19 vs. Pittsburgh 12/19/76 (Steelers  
 12, Colts 7)  
 16 vs. Tennessee 1/16/00 (Titans 9,  
 Colts 7)  
 15 vs. Oakland 12/24/77 (Colts 8,  
 Raiders 7)  
 14 vs. Dallas 1/17/71\* (Cowboys 10,  
 Colts 4)  
 12 at Cleveland 12/27/64 (Browns 7,  
 Colts 5)

**FEWEST BOTH TEAMS**

3 at Miami 1/2/72 (Colts 2,  
 Dolphins 1)  
 4 vs. Oakland 1/3/71 (Colts 2,  
 Raiders 2)  
 5 vs. New York Giants 12/28/58  
 (Colts 3, Giants 2)  
 6 vs. Minnesota 12/22/68 (Vikings 4,  
 Colts 2)  
 7 (4 times) Last: vs. Cincinnati  
 12/26/70 (Colts 6, Bengals 1)

**MOST YARDS**

Colts: 82 vs. Oakland 12/24/77 (8-82)  
 75 at Cleveland 1/9/88 (7-75)  
 63 vs. Cincinnati 12/26/70 (6-63)  
 60 vs. Tennessee 1/16/00 (7-60)  
 59 at Green Bay 12/26/65 (3-59)  
 vs. Pittsburgh 12/19/76 (7-59)  
 Opp: 133 vs. Dallas 1/17/71\* (10-133)  
 88 vs. Pittsburgh 12/19/76 (12-88)  
 78 vs. Tennessee 1/16/00 (9-78)  
 65 vs. Oakland 12/24/77 (7-65)  
 59 at Cleveland 12/27/64 (7-59)

**FEWEST YARDS**

Colts: 10 vs. Oakland 1/3/71 (2-10)  
 at Miami 12/30/00 (1-10)  
 15 at New York Giants 12/28/58  
 (3-15)  
 at Cleveland 12/29/68 (3-15)  
 20 vs. New York Giants 12/27/59  
 (4-20)  
 at Miami 1/2/72 (2-20)  
 Opp: 5 vs. Cincinnati 12/26/70 (1-5)  
 12 at Miami 1/2/72 (1-12)  
 16 at Cleveland 12/26/71 (3-16)  
 19 at Pittsburgh 12/29/96 (3-19)  
 20 vs. Oakland 1/3/71 (2-20)  
 at Cleveland 1/9/88 (4-20)

**MOST YARDS BOTH TEAMS**

164 vs. Dallas 1/17/71\* (Cowboys  
 133, Colts 31)  
 147 vs. Pittsburgh 12/19/76 (Steelers  
 88, Colts 59)  
 vs. Oakland 12/24/77 (Colts 82,  
 Raiders 65)  
 138 vs. Tennessee 1/16/00 (Titans 78,  
 Colts 60)  
 107 at Cleveland 12/27/64 (Browns  
 59, Colts 48)  
 99 at Green Bay 12/26/65 (Colts 59,  
 Packers 40)

**FEWEST YARDS BOTH TEAMS**

30 vs. Oakland 1/3/71 (Raiders 20,  
 Colts 10)  
 32 at Miami 1/2/72 (Colts 20,  
 Dolphins 12)  
 37 vs. New York Giants 12/27/58  
 (Giants 22, Colts 15)  
 43 vs. New York Giants 12/27/59  
 (Giants 23, Colts 20)  
 49 at Pittsburgh 12/29/96 (Colts 30,  
 Steelers 19)

**FUMBLES**

**MOST FUMBLES**

Colts: 5 vs. Dallas 1/17/71\* (5/4)  
 4 at Kansas City 1/7/96 (4/0)  
 2 (8 times) Last: at San Diego  
 12/31/95 (2/0)  
 Opp: 6 at New York Giants 12/28/58  
 (6/4)  
 at Cleveland 12/26/71 (6/2)  
 4 vs. Oakland 12/24/77 (4/2)  
 3 at Green Bay 12/26/65 (3/2)  
 at Pittsburgh 12/27/75 (3/2)

**MOST FUMBLES LOST**

Colts: 4 vs. Dallas 1/17/71\* (5/4)  
 2 vs. New York Giants 12/28/58  
 (2/2)  
 at Cleveland 12/27/64 (2/2)  
 at Cleveland 12/26/71 (2/2)  
 Opp: 4 at New York Giants 12/28/58  
 (6/4)  
 2 (5 times) Last: vs. Oakland  
 12/24/77 (4/2)

**FEWEST FUMBLES**

Colts: 0 (4 times) Last: at Miami  
 12/30/00  
 1 (10 times) Last: vs. Tennessee  
 1/16/00  
 Opp: 0 (5 times) Last: at Miami  
 12/30/00  
 1 (8 times) Last: vs. Tennessee  
 1/16/00

**FEWEST FUMBLES LOST**

Colts: 0 (13 times) Last: at Miami  
 12/30/00  
 1 (7 times) Last: at Pittsburgh  
 12/29/96  
 Opp: 0 (9 times) Last: at Miami  
 12/30/00  
 1 (9 times) Last: vs. Tennessee  
 1/16/00

**MOST FUMBLES BOTH TEAMS**

8 at New York Giants 12/28/58  
 (Giants 6, Colts 2)  
 at Cleveland 12/26/71 (Browns 6,  
 Colts 2)  
 6 vs. Dallas 1/17/71\* (Colts 5,  
 Cowboys 1)  
 5 at Pittsburgh 12/27/75 (Steelers 3,  
 Colts 2)  
 vs. Oakland 12/24/77 (Raiders 4,  
 Colts 1)

**FEWEST FUMBLES BOTH TEAMS**

0 at Miami 12/30/00  
 1 (5 times) Last: vs. Tennessee  
 1/16/00 (Titans 1)  
 2 (5 times) Last: at San Diego  
 12/31/95 (Colts 2)

**MOST FUMBLES LOST BOTH TEAMS**

6 at New York Giants 12/28/58  
 (Giants 4, Colts 2)  
 5 vs. Dallas 1/17/71\* (Colts 4,  
 Cowboys 1)  
 4 at Cleveland 12/26/71 (Colts 2,  
 Browns 2)  
 3 (3 times) Last: at Pittsburgh  
 12/27/75 (Steelers 2, Colts 1)

**FEWEST FUMBLES LOST BOTH TEAMS**

0 (8 times) Last: at Miami  
 12/30/00  
 1 (4 times) Last: vs. Tennessee  
 1/16/00 (Titans 1)



## COLTS PRESEASON RESULTS

(All Games on Saturday Night unless otherwise indicated; \* denotes OT)

<b>1947</b>	<b>RECORD: 0-2</b>	<b>OPPONENT</b>	<b>1957</b>	<b>RECORD: 2-2-1</b>	<b>OPPONENT</b>
8/22	20-29 L 7,018	Buffalo Bills (Hershey, Pa.)	8/17	17-10 W 17,026	Philadelphia Eagles (Hershey, Pa.)
8/29	0-28 L 33,106	Cleveland Browns (Akron, Ohio-Rubber Bowl)	8/24	24-24 T 12,000	Chicago Bears (Cincinnati, Ohio-Nippert Stadium)
<b>1948</b>	<b>RECORD: 1-2</b>	<b>OPPONENT</b>	9/ 8	14-24 L 34,352	Washington Redskins (Memorial Stadium) Sun
8/ 8	21-27 L 15,000	Los Angeles Dons (Portland, Ore.-Multnomah/Civic Stadium)	9/15	27- 9 W 17,216	Chicago Cardinals (Louisville, Ky.-Fairgrounds Stadium) Sun
8/22	14-42 L 35,139	San Francisco 49ers (Kezar Stadium) Sun	9/21	21-27 L 21,182	Chicago Cardinals (St. Louis, Mo.-Busch Stadium)
8/27	21-17 W 13,417	Cleveland Browns (Toledo, Ohio-Glass Bowl)	<b>1958</b>	<b>RECORD: 2-3-1</b>	<b>OPPONENT</b>
<b>1949</b>	<b>RECORD: 3-1</b>	<b>OPPONENT</b>	8/16	28-30 L 17,000	Philadelphia Eagles (Hershey, Pa.)
8/10	28-12 W 2,953	Buffalo Bills (Wilmington, Del.-Blue Rock Stadium)	8/23	31-31 T 14,000	Chicago Cardinals (Austin, Tx.-Memorial Stadium)
8/16	14-28 L 35,000	Brooklyn-NY Yankees (Babe Ruth Stadium)	8/29	7-27 L 18,131	Washington Redskins (Memorial Stadium) Fri
8/19	5- 0 W 9,000	Brooklyn-NY Yankees (Allentown, Pa.-Taylor Stadium)	9/ 6	10-13 L 10,000	Pittsburgh Steelers (Buffalo, NY-Civic Stadium)
<b>EXHIBITION GAME</b>			9/14	27-21 W 11,111	New York Giants (Memorial Stadium) Sun
10/ 9	31-10 W 4,000	Charlotte Clippers (Charlotte, NC-Charlotte Memorial Stadium)	9/21	42-21 W 18,747	New York Giants (Louisville, Ky.-Fairgrounds Stadium) Sun
<b>1950</b>	<b>RECORD: 0-7</b>	<b>OPPONENT</b>	<b>1959</b>	<b>RECORD: 4-2</b>	<b>OPPONENT</b>
8/13	27-30 L 15,000	Pittsburgh Steelers (Memorial Stadium) Sun	8/14	29- 0 W 70,000	College All-Stars (Chicago, Ill.-Soldier Field) Fri
8/19	7-34 L 21,000	Cleveland Browns (Cincinnati, Ohio-Nippert Stadium)	8/21	28- 3 W 55,000	New York Giants (Dallas, Texas-Cotton Bowl) Fri
8/24	17-21 L 17,000	Chicago Bears (Memorial Stadium) Thu	8/28	23-10 W 22,409	Washington Redskins (Memorial Stadium) Fri
8/30	14-27 L 6,000	San Francisco 49ers (Memorial Stadium) Wed	9/ 4	30-21 W 39,555	Pittsburgh Steelers (Miami, Fla.-Orange Bowl) Fri
9/ 2	21-70 L 16,380	Los Angeles Rams (San Antonio, Texas-Alamo Stadium)	9/13	13-35 L 15,928	Philadelphia Eagles (Franklin Field) Sun
9/ 4	17-42 L 22,500	New York Yanks (Shreveport, La.-Fairgrounds Stadium) Mon	9/20	17-31 L 16,671	Chicago Cardinals (Louisville, Ky.-Fairgrounds Stadium) Sun
9/10	14-16 L 17,191	Green Bay Packers (Fairgrounds Stadium) Sun	<b>1960</b>	<b>RECORD: 3-3</b>	<b>OPPONENT</b>
<b>1953</b>	<b>RECORD: 3-3</b>	<b>OPPONENT</b>	8/12	32- 7 W 70,000	College All-Stars (Chicago, Ill.-Soldier Field) Fri
8/15	7-10 L 14,000	Philadelphia Eagles (Norfolk, Va.-Foreman Field) Fri	8/19	14-10 W 40,000	Dallas Cowboys (Cotton Bowl) Fri
8/22	10- 7 W 7,000	Chicago Cardinals (Lubbock, Texas-Jones Stadium) Fri	8/26	21-31 L 14,000	St. Louis Cardinals (Charleston, SC-Johnson Hagood Stadium) Fri
8/26	13- 6 W 15,000	Pittsburgh Steelers (Rochester, NY-St. Thomas Aquinas HS) Wed	9/ 2	28-34 L 33,265	Pittsburgh Steelers (Miami, Fla.-Orange Bowl) Fri
9/ 7	21-23 L 20,000	Cleveland Browns (Akron, Ohio-Rubber Bowl) Mon	9/12	30- 7 W 6,218	Washington Redskins (Memorial Stadium) Tue
9/12	6-10 L 12,000	New York Giants (St. Louis, Mo.-Busch Stadium)	9/17	21-35 L 20,125	Philadelphia Eagles (Hershey, Pa.)
9/20	9- 3 W 22,800	Washington Redskins (Memorial Stadium) Sun	<b>1961</b>	<b>RECORD: 3-2</b>	<b>OPPONENT</b>
<b>1954</b>	<b>RECORD: 4-1</b>	<b>OPPONENT</b>	8/12	20-24 L 15,000	Pittsburgh Steelers (Roanoke, Va.-Victory Stadium)
8/14	10- 0 W 10,031	Philadelphia Eagles (Hershey, Pa.)	8/18	13- 3 W 10,203	Minnesota Vikings (Memorial Stadium) Fri
8/22	27-21 W 11,750	Pittsburgh Steelers (Forbes Field) Sun	8/26	41- 7 W 20,302	Washington Redskins (Norfolk, Va.-Foreman Field)
9/10	16-21 L 10,000	Pittsburgh Steelers (Tulsa, Okla.-Skelly Stadium) Fri	9/ 1	24-35 L 19,000	Dallas Cowboys (Norman, Okla.-Owen Field) Fri
9/15	20- 2 W 18,581	Chicago Cardinals (Comiskey Park) Wed	9/10	49-20 W 50,787	New York Giants (New Haven, Ct.-Yale Bowl) Sun
9/18	49-14 W 19,380	Washington Redskins (Memorial Stadium)	<b>1962</b>	<b>RECORD: 3-2</b>	<b>OPPONENT</b>
<b>1955</b>	<b>RECORD: 3-2-1</b>	<b>OPPONENT</b>	8/11	56-28 W 18,530	Philadelphia Eagles (Hershey, Pa.)
8/13	6-21 L 8,006	Philadelphia Eagles (Hershey, Pa.)	8/16	34-14 W 25,632	Washington Redskins (D.C. Stadium) Thu
TBD	61- 0 W TBD	Fort Belvoir (Westminster, Md.-Westminster HS)	8/25	24-10 W 14,000	Dallas Cowboys (Roanoke, Va.-Victory Stadium)
8/30	28-28 T 23,280	Washington Redskins (Memorial Stadium) Tue	9/ 2	13-24 L 29,544	Minnesota Vikings (Metropolitan Stadium) Sun
9/ 6	14-17 L 20,000	New York Giants (Minneapolis, Minn.-Parade Stadium) Tue	9/ 9	9-20 L 8,962	Pittsburgh Steelers (Forbes Field) Sun
9/10	24-14 W 11,872	Chicago Cardinals (Comiskey Park)	<b>1963</b>	<b>RECORD: 4-1</b>	<b>OPPONENT</b>
9/18	44-17 W 20,754	Pittsburgh Steelers (Buffalo, NY-Civic Stadium) Sun	8/10	26-21 W 18,597	Philadelphia Eagles (Hershey, Pa.)
<b>1956</b>	<b>RECORD: 3-2</b>	<b>OPPONENT</b>	8/17	21- 7 W 83,218	Cleveland Browns (Cleveland Municipal Stadium)
8/11	24-13 W 17,575	Philadelphia Eagles (Hershey, Pa.)	8/24	17-14 W 18,000	Pittsburgh Steelers (Atlanta, Ga.-Ponce de Leon Stadium)
8/20	10-28 L 21,000	New York Giants (Boston, Mass.-Braves Field) Mon	8/31	27-21 W 22,000	Washington Redskins (Norfolk, Va.-Foreman Field)
8/25	37-16 W 12,500	Pittsburgh Steelers (Cincinnati, Ohio-Nippert Stadium)	9/ 7	7-14 L 51,218	Chicago Bears (New Orleans, La.-Tulane Stadium)
9/ 9	14-19 L 21,876	Philadelphia Eagles (Louisville, Ky.-Fairgrounds Stadium) Sun	<b>1964</b>	<b>RECORD: 3-1-1</b>	<b>OPPONENT</b>
9/16	21-13 W 28,471	Washington Redskins (Memorial Stadium) Sun	8/ 8	28-17 W 18,500	Philadelphia Eagles (Hershey, Pa.)
			8/14	28-28 T 46,852	Detroit Lions (Tiger Stadium) Fri
			8/21	21-30 L 32,069	St. Louis Cardinals (Busch Stadium) Fri
			8/27	41-14 W 45,016	Washington Redskins (D.C. Stadium) Thu
			9/ 6	48-17 W 10,000	Pittsburgh Steelers (Canton, Ohio-Fawcett Stadium-HOF) Sun

<b>1965 RECORD: 5-0</b>	<b>OPPONENT</b>	<b>1973 RECORD: 2-4</b>	<b>OPPONENT</b>
8/14 22-10 W 75,229	St. Louis Cardinals (New Orleans, La.-Tulane Stadium)	8/ 4 7-34 L 50,350	Pittsburgh Steelers (Three Rivers Stadium)
8/20 23- 3 W 48,035	Detroit Lions (Tiger Stadium) Fri	8/11 20-34 L 57,122	Atlanta Falcons (Fulton County Stadium)
8/28 38-10 W 47,186	Pittsburgh Steelers (Atlanta, Ga.-Ponce de Leon Stadium)	8/18 32-28 W 33,174	Detroit Lions (Memphis, Tenn.-Liberty Bowl)
9/ 4 33-23 W 22,117	Washington Redskins (Norfolk, Va.-Foreman Field)	8/25 3-20 L 54,947	Washington Redskins (RFK Stadium)
9/11 33-14 W 11,540	Philadelphia Eagles (Hershey, Pa.)	9/ 1 9-20 L 41,571	Houston Oilers (Astradome)
		9/ 9 17-10 W 41,860	Denver Broncos (Mile High Stadium) Sun
<b>1966 RECORD: 5-0</b>	<b>OPPONENT</b>	<b>1974 RECORD: 1-4</b>	<b>OPPONENT</b>
8/ 3 35- 0 W 45,805	Washington Redskins (D.C. Stadium) Wed	8/ 9 3- 6 L 6,792	Detroit Lions (Memorial Stadium) Fri
8/13 31-17 W 41,352	Philadelphia Eagles (New Orleans, La.-Tulane Stadium)	8/17 37- 3 W 25,116	Cleveland Browns (Tampa, Fla.-Tampa Stadium)
8/19 33- 7 W 28,304	St. Louis Cardinals (Busch Memorial Stadium) Fri	8/26 16-20 L 29,987	Chicago Bears (Memorial Stadium) Mon
8/26 24-17 W 83,418	Cleveland Browns (Cleveland Municipal Stadium) Fri	8/31 7-23 L 39,668	Atlanta Falcons (Fulton County Stadium)
9/ 1 20- 0 W 39,766	Detroit Lions (Tiger Stadium) Fri	9/ 6 6- 7 L 29,704	Washington Redskins (RFK Stadium) Fri
<b>1967 RECORD: 4-1</b>	<b>OPPONENT</b>	<b>1975 RECORD: 2-4</b>	<b>OPPONENT</b>
8/13 33- 3 W 29,313	Boston Patriots (Harvard Stadium) Sun	8/ 9 23-20 W 35,269	Denver Broncos (Mile High Stadium)
8/21 5- 9 L 34,054	St. Louis Cardinals (Busch Memorial Stadium) Mon	8/16 3-10 L 43,097	Atlanta Falcons (Lincoln, Neb.-Memorial Stadium)
8/26 14- 5 W 38,367	Detroit Lions (Tiger Stadium)	8/22 10-31 L 32,081	Pittsburgh Steelers (Memorial Stadium) Fri
8/31 23-17 W 47,008	Washington Redskins (D.C. Stadium) Fri	8/30 3-27 L 60,643	New Orleans Saints (Louisiana Superdome)
9/ 9 33- 7 W 58,492	Dallas Cowboys (Cotton Bowl)	8/ 9 26-21 W 30,505	Houston Oilers (Astradome) Mon
		9/12 10-24 L 30,110	Washington Redskins (Memorial Stadium) Fri
<b>1968 RECORD: 5-1</b>	<b>OPPONENT</b>	<b>1976 RECORD: 2-4</b>	<b>OPPONENT</b>
8/ 3 14-12 W 51,154	Oakland Raiders (Oakland-Alameda County Coliseum)	7/31 21- 0 W 20,304	Cleveland Browns (Lincoln, Neb.-Memorial Stadium)
8/10 10- 0 W 31,917	Chicago Bears (Birmingham, Ala.-Legion Field) Fri	8/ 6 20- 3 W 35,575	Washington Redskins (Memorial Stadium) Fri
8/16 15-13 W 45,810	Washington Redskins (D.C. Stadium) Fri	8/14 14-25 L 54,338	Chicago Bears (Soldier Field)
8/23 7-14 L 34,082	Detroit Lions (Tiger Stadium) Fri	8/20 20-26 L* 38,879	New Orleans Saints (Memorial Stadium) Fri
8/31 22-13 W 63,202	Miami Dolphins (Orange Bowl)	8/28 7-21 L 24,986	Atlanta Falcons (Fulton County Stadium)
9/ 7 16-10 W 69,520	Dallas Cowboys (Cotton Bowl)	9/ 2 9-24 L 54,217	Detroit Lions (Pontiac Silverdome) Thu
<b>1969 RECORD: 6-0</b>	<b>OPPONENT</b>	<b>1977 RECORD: 3-3</b>	<b>OPPONENT</b>
8/ 2 26- 6 W 52,171	San Diego Chargers (Jack Murphy Stadium)	8/ 5 8-14 L* 40,059	Denver Broncos (Mile High Stadium)
8/ 9 34-30 W 51,246	Oakland Raiders (Oakland-Alameda County Coliseum)	8/14 14- 7 W 37,189	Houston Oilers (Astradome) Sun
8/15 33-29 W 47,015	Houston Oilers (Astradome) Fri	8/19 29- 7 W 45,529	Minnesota Vikings (Memorial Stadium) Fri
8/22 20- 7 W 45,750	Buffalo Bills (War Memorial) Fri	8/27 21-23 L 54,835	Dallas Cowboys (Texas Stadium)
8/30 23-10 W 52,680	Miami Dolphins (Orange Bowl)	9/ 2 2-10 L 40,695	Detroit Lions (Memorial Stadium) Fri
9/14 23- 7 W 58,975	Dallas Cowboys (Cotton Bowl) Sun	9/10 2-14 L 47,032	Tampa Bay Buccaneers (Tampa Stadium)
<b>1970 RECORD: 4-2</b>	<b>OPPONENT</b>	<b>1978 RECORD: 1-3</b>	<b>OPPONENT</b>
8/ 8 33-21 W 53,519	Oakland Raiders (Oakland-Alameda County Coliseum)	8/ 5 10-22 L 41,819	Pittsburgh Steelers (Memorial Stadium)
8/14 17- 3 W 38,341	Kansas City Chiefs (Municipal Stadium) Fri	8/12 12-23 L 64,139	Tampa Bay Buccaneers (Tampa Stadium)
8/22 24- 7 W 42,499	Denver Broncos (Mile High Stadium)	8/18 16-17 L 42,731	Washington Redskins (Memorial Stadium) Fri
8/29 13-20 L 73,533	Miami Dolphins (Orange Bowl)	8/26 13- 7 W 49,718	Detroit Lions (Pontiac Silverdome)
9/ 5 20-14 W 34,500	Detroit Lions (Raleigh, NC-Carter Stadium)		
9/12 14-17 L 46,045	Washington Redskins (RFK Stadium)	<b>1979 RECORD: 2-2</b>	<b>OPPONENT</b>
<b>1971 RECORD: 3-4</b>	<b>OPPONENT</b>	8/ 3 17-14 W 36,733	Philadelphia Eagles (Memorial Stadium) Fri
7/30 24-17 W 52,289	College All-Stars (Chicago, Ill.-Soldier Field) Fri	8/11 3-24 L 43,056	Cleveland Browns (Cleveland Municipal Stadium)
8/ 7 3-10 L 16,771	Kansas City Chiefs (Memorial Stadium)	8/17 17-31 L 44,251	Philadelphia Eagles (Veterans Stadium) Fri
8/14 21-13 W 17,593	Chicago Bears (Memorial Stadium)	8/24 17- 7 W 36,434	Detroit Lions (Memorial Stadium) Fri
8/22 20-23 L 91,745	Detroit Lions (Ann Arbor, Mich.-Michigan Stadium) Sun	<b>1980 RECORD: 2-2</b>	<b>OPPONENT</b>
8/28 20-14 W 46,045	Washington Redskins (RFK Stadium)	8/ 9 3-13 L 31,636	Washington Redskins (Memorial Stadium)
9/ 3 14-27 L 22,291	Dallas Cowboys (Memorial Stadium) Fri	8/16 17- 3 W 53,314	Green Bay Packers (Milwaukee County Stadium)
9/11 3-24 L 50,212	Oakland Raiders (Jacksonville, Fla.-Gator Bowl)	8/22 37-20 W 27,163	New York Giants (Memorial Stadium) Fri
<b>1972 RECORD: 3-3</b>	<b>OPPONENT</b>	8/29 35-51 L 51,103	Atlanta Falcons (Fulton County Stadium) Fri
8/ 4 3-33 L 42,864	Washington Redskins (Tampa, Fla.-Tampa Stadium) Fri	<b>1981 RECORD: 0-4</b>	<b>OPPONENT</b>
8/14 0-16 L 53,627	Oakland Raiders (Oakland-Alameda County Coliseum) Sun	8/ 8 23-24 L 46,792	New Orleans Saints (Louisiana Superdome)
8/21 23-17 W 76,882	Kansas City Chiefs (Arrowhead Stadium) Sun	8/15 17-20 L 40,716	New York Giants (Giants Stadium)
8/26 16-13 W 37,221	Pittsburgh Steelers (Tampa, Fla.-Tampa Stadium) Fri	8/22 7-13 L 44,937	Washington Redskins (Memorial Stadium)
9/ 1 17-24 L 40,238	Detroit Lions (Tampa, Fla.-Tampa Stadium) Fri	8/28 17-31 L 55,794	Seattle Seahawks (Kingdome) Fri
9/10 20-13 W 49,605	Denver Broncos (Mile High Stadium) Sun	<b>1982 RECORD: 3-2</b>	<b>OPPONENT</b>
		8/ 7 14-30 L 23,379	Minnesota Vikings (Canton, Ohio-Fawcett Stadium-HOF)
		8/14 19-14 W 31,985	New York Giants (Memorial Stadium)
		8/21 34- 3 W 56,748	Atlanta Falcons (Tempe, Ariz.-Sun Devil Stadium)
		8/28 15-37 L 52,471	Pittsburgh Steelers (Three Rivers Stadium)
		9/ 4 26-17 W 58,972	Chicago Bears (Soldier Field)
		<b>1983 RECORD: 2-2</b>	<b>OPPONENT</b>
		8/ 4 15- 0 W 42,359	Houston Oilers (Astradome) Thu
		8/13 10- 7 W 56,061	Minnesota Vikings (HHH Metrodome)
		8/20 14-27 L 32,205	New York Giants (Giants Stadium)
		8/26 7-10 L 37,420	Atlanta Falcons (Fulton County Stadium) Fri

<b>1984</b>	<b>RECORD: 1-3</b>	<b>OPPONENT</b>
8/ 4	3-24 L	37,559 Miami Dolphins (Orange Bowl)
8/11	26-20 W	60,236 New York Giants (Hoosier Dome)
8/18	0-31 L	68,951 Denver Broncos (Mile High Stadium)
8/25	17-34 L	54,479 Green Bay Packers (Lambeau Field)
<b>1985</b>	<b>RECORD: 2-2</b>	<b>OPPONENT</b>
8/10	19- 7 W	60,014 Seattle Seahawks (Hoosier Dome)
8/17	24-13 W	46,252 Chicago Bears (Soldier Field)
8/24	3-20 L	71,406 Denver Broncos (Mile High Stadium)
8/30	21-31 L	60,006 Cincinnati Bengals (Hoosier Dome) Fri
<b>1986</b>	<b>RECORD: 1-3</b>	<b>OPPONENT</b>
8/ 8	14-21 L	55,443 Seattle Seahawks (Kingdome) Fri
8/16	21-38 L	66,030 Chicago Bears (Soldier Field)
8/23	20-13 W	57,921 Detroit Lions (Hoosier Dome)
8/30	20-23 L*	57,969 Minnesota Vikings (Hoosier Dome)
<b>1987</b>	<b>RECORD: 3-1</b>	<b>OPPONENT</b>
8/15	22-19 W	45,753 Detroit Lions (Pentac Silverdome)
8/22	13-37 L	49,304 Minnesota Vikings (HHH Metrodome)
8/29	17- 6 W	51,975 Houston Oilers (Hoosier Dome)
9/ 5	23-16 W	50,111 Tampa Bay Buccaneers (Hoosier Dome)
<b>1988</b>	<b>RECORD: 3-1</b>	<b>OPPONENT</b>
8/ 6	20- 7 W	44,258 Tampa Bay Buccaneers (Tampa Stadium)
8/13	25-21 W	53,720 Green Bay Packers (Hoosier Dome)
8/20	18- 6 W	54,117 New Orleans Saints (Hoosier Dome)
8/25	20-21 L	73,957 Denver Broncos (Mile High Stadium) Thu
<b>1989</b>	<b>RECORD: 4-0</b>	<b>OPPONENT</b>
8/12	31- 7 W	57,771 New Orleans Saints (Louisiana Superdome)
8/19	24-23 W	30,218 Green Bay Packers (Lambeau Field)
8/26	30- 0 W	54,750 Tampa Bay Buccaneers (Hoosier Dome)
9/ 2	38-34 W	55,128 Denver Broncos (Hoosier Dome)
<b>1990</b>	<b>RECORD: 0-4</b>	<b>OPPONENT</b>
8/11	7-16 L	51,044 Denver Broncos (Hoosier Dome)
8/17	10-13 L	52,475 Seattle Seahawks (Kingdome) Fri
8/27	16-17 L	47,999 Philadelphia Eagles (Hoosier Dome) Mon
8/31	14-17 L	54,796 New Orleans Saints (Louisiana Superdome) Fri
<b>1991</b>	<b>RECORD: 1-3</b>	<b>OPPONENT</b>
8/ 2	3-10 L	75,375 Denver Broncos (Mile High Stadium) Fri
8/10	7-17 L	47,943 Seattle Seahawks (Hoosier Dome)
8/17	34-28 W	45,963 New Orleans Saints (Hoosier Dome)
8/23	21-23 L	52,687 Philadelphia Eagles (Veterans Stadium) Fri
<b>1992</b>	<b>RECORD: 2-2</b>	<b>OPPONENT</b>
8/ 8	34-14 W	42,786 New England Patriots (Hoosier Dome)
8/15	10-27 L	43,727 Seattle Seahawks (Hoosier Dome)
8/22	0-20 L	55,362 Cincinnati Bengals (Riverfront Stadium)
8/28	21-10 W	65,557 Kansas City Chiefs (Arrowhead Stadium) Fri

<b>1993</b>	<b>RECORD: 2-2</b>	<b>OPPONENT</b>
8/ 7	16-13 W*	45,055 Seattle Seahawks (Kingdome)
8/14	7-24 L	42,792 Cincinnati Bengals (Hoosier Dome)
8/20	18- 7 W	43,642 Los Angeles Raiders (Hoosier Dome) Fri
8/27	10-41 L	56,811 Green Bay Packers (Lambeau Field) Fri
<b>1994</b>	<b>RECORD: 4-0</b>	<b>OPPONENT</b>
8/ 5	13- 9 W	40,469 Seattle Seahawks (RCA Dome) Fri
8/13	26-21 W	49,089 Cincinnati Bengals (Riverfront Stadium)
8/20	17-14 W	45,650 Pittsburgh Steelers (Three Rivers Stadium)
8/25	24- 7 W	39,052 Cleveland Browns (RCA Dome) Thu
<b>1995</b>	<b>RECORD: 3-1</b>	<b>OPPONENT</b>
8/ 4	21-34 L	39,946 Cincinnati Bengals (RCA Dome) Fri
8/12	20-17 W	38,006 Seattle Seahawks (Kingdome)
8/19	20-17 W*	55,624 Green Bay Packers (Lambeau Field)
8/24	29- 7 W	45,626 Chicago Bears (RCA Dome) Thu
<b>1996</b>	<b>RECORD: 3-2</b>	<b>OPPONENT</b>
7/27	10- 7 W	23,376 New Orleans Saints (Canton, Ohio-Fawcett Stadium-HOF)
8/ 3	25-28 L	45,024 Cincinnati Bengals (Riverfront Stadium)
8/10	12-16 L	12,851 Houston Oilers (Astrodome)
8/17	15-13 W	39,930 Seattle Seahawks (RCA Dome)
8/24	30- 6 W	49,081 Green Bay Packers (RCA Dome)
<b>1997</b>	<b>RECORD: 2-2</b>	<b>OPPONENT</b>
8/ 1	20-16 W	47,913 Cincinnati Bengals (RCA Dome) Fri
8/ 9	17-23 L	56,447 San Diego Chargers (Qualcomm Stadium)
8/16	3-45 L	52,844 Seattle Seahawks (Kingdome)
8/21	16- 3 W	47,417 Detroit Lions (RCA Dome) Thu
<b>1998</b>	<b>RECORD: 2-2</b>	<b>OPPONENT</b>
8/ 8	21-24 L	52,645 Seattle Seahawks (Kingdome)
8/17	30-27 W	36,598 Cincinnati Bengals (Cinergy Field) Mon
8/22	3-33 L	47,820 San Diego Chargers (RCA Dome)
8/27	20-17 W	42,852 Detroit Lions (RCA Dome) Thu
<b>1999</b>	<b>RECORD: 3-1</b>	<b>OPPONENT</b>
8/ 7	6- 9 L	37,721 Chicago Bears (Soldier Field)
8/14	20-17 W	41,998 Cincinnati Bengals (RCA Dome)
8/21	37- 7 W	41,788 New Orleans Saints (Louisiana Superdome)
9/ 2	31-28 W	41,074 Seattle Seahawks (RCA Dome) Thu
<b>2000</b>	<b>RECORD: 3-2</b>	<b>OPPONENT</b>
7/29	13-20 L	47,985 Atlanta Falcons (RCA Dome)
8/ 5	16-28 L	68,578 Seattle Seahawks (Husky Stadium)
8/12	17- 0 W	20,105 New Orleans Saints (West Lafayette, Ind.-Ross-Ade Stadium)
8/19	24-23 W	TBD Pittsburgh Steelers (Mexico City, Mex.-Azteca Stadium)
8/24	32-30 W	51,337 Minnesota Vikings (RCA Dome) Thu

## PRESEASON SERIES RECORDS

Won 131, Lost 100, Tied 4

	Won	Lost	Tied	First Meeting		Won	Lost	Tied	First Meeting
Arizona Cardinals	6	5	1	1953	Minnesota Vikings	4	4	0	1961
Atlanta Falcons	1	7	0	1973	New England Patriots	2	0	0	1967
Buffalo Bills	1	0	0	1969	New Orleans Saints	6	4	0	1975
Chicago Bears	5	5	1	1957	New York Giants	7	5	0	1953
Cincinnati Bengals	4	5	0	1985	Oakland Raiders	4	2	0	1968
Cleveland Browns	5	2	0	1953	Philadelphia Eagles	9	9	0	1953
College All-Stars	3	0	0	1959	Pittsburgh Steelers	11	9	0	1953
Dallas Cowboys	5	3	0	1960	San Diego Chargers	1	2	0	1969
Denver Broncos	5	6	0	1970	Seattle Seahawks	6	8	0	1981
Detroit Lions	12	5	1	1964	Tampa Bay Buccaneers	3	2	0	1977
Green Bay Packers	5	2	0	1980	Tennessee Titans	5	2	0	1969
Kansas City Chiefs	3	1	0	1970	Washington Redskins	15	10	1	1953
Miami Dolphins	2	2	0	1968					

# STATISTICS

1947

ALL-AMERICA FOOTBALL CONFERENCE  
RECORD: 2-11-1 COACH: CECIL ISBELL  
FOURTH - EASTERN DIVISION

DATE	RESULTS	OPPONENT	ATTENDANCE	RUSHING	NO.	YDS.	AVG.	TD	INTERCEPTIONS	NO.	YDS.	AVG.	TD
9/ 7	W 16-7	BROOKLYN DODGERS	27,418	Mertes	95	321	3.4	2	Terrell	1	12	12.0	
9/14	L 7-14	@ San Francisco 49ers	25,787	Sinkwich	55	208	3.8	0	Bechtol	1	7	7.0	
9/21	L 0-28	@ Cleveland Browns	44,257	Hillenbrand	66	204	3.1	2	Wright	1	5	5.0	
9/28	L 7-21	NEW YORK YANKEES	51,583	Wright	38	113	3.0	0	Kobba	1	2	2.0	
10/ 5	T 28-28	SAN FRANCISCO 49ERS	29,556	Mobley	26	90	3.5	1	<b>COLTS</b>	<b>14</b>	<b>213</b>	<b>15.2</b>	<b>4</b>
10/12	L 15-20	@ Buffalo Bills	27,345	Schwenk	25	58	2.3	1	<b>OPPONENTS</b>	<b>24</b>	<b>417</b>	<b>17.4</b>	<b>4</b>
10/19	L 10-38	LOS ANGELES DONS	36,852	Vardian	35	57	1.6	0	<b>PUNTING</b>	<b>NO.</b>	<b>YDS.</b>	<b>AVG.</b>	<b>BLK.</b>
10/26	L 0-56	@ Los Angeles Dons	25,148	Black	5	39	7.8	0	Galvin	66	2377	36.0	2
11/ 2	L 21-35	@ New York Yankees	21,714	Dudish	28	30	1.1	1	Case	5	152	30.4	1
11/ 7	L 21-27	@ Chicago Rockets	5,395	Terrell	21	20	0.9	0	Nemeth	4	167	41.8	0
11/16	L 14-21	@ Brooklyn Dodgers	9,604	Castiglia	9	18	2.0	0	Sinkwich	3	126	42.0	0
11/23	L 14-33	BUFFALO BILLS	19,593	Davis	3	14	4.7	0	<b>COLTS</b>	<b>78</b>	<b>2822</b>	<b>36.2</b>	<b>3</b>
11/30	W 14-7	CHICAGO ROCKETS	14,085	Nemeth	1	1	1.0	0	<b>OPPONENTS</b>	<b>56</b>	<b>2240</b>	<b>40.0</b>	<b>2</b>
12/ 7	L 0-42	CLEVELAND BROWNS	20,574	Case	1	0	0.0	0	<b>PUNT RETURNS</b>	<b>NO.</b>	<b>YDS.</b>	<b>AVG.</b>	<b>TD</b>
				Bechtol	2	-1	0.5	0	Hillenbrand	13	201	15.5	0
				Cure	2	-1	0.5	0	Dudish	5	121	24.2	0
				Blount	1	-2	-2.0	0	Mobley	5	74	14.8	0
				Trebatich	3	-4	-1.3	0	Vardian	5	66	13.2	0
				Galvin	1	-4	-4.0	0	Case	2	18	9.0	0
				<b>COLTS</b>	<b>417</b>	<b>1161</b>	<b>2.8</b>	<b>7</b>	Davis	1	33	33.0	0
				<b>OPPONENTS</b>	<b>571</b>	<b>2665</b>	<b>4.7</b>	<b>29</b>	Terrell	1	18	18.0	0
									Sinkwich	1	15	15.0	0
									<b>COLTS</b>	<b>33</b>	<b>546</b>	<b>16.5</b>	<b>1</b>
									<b>OPPONENTS</b>	<b>46</b>	<b>627</b>	<b>13.6</b>	<b>1</b>
<b>TEAM STATISTICS</b>		<b>COLTS</b>	<b>OPP</b>	<b>RECEIVING</b>	<b>NO.</b>	<b>YDS.</b>	<b>AVG.</b>	<b>TD</b>	<b>KICKOFF RETURNS</b>	<b>NO.</b>	<b>YDS.</b>	<b>AVG.</b>	<b>TD</b>
TOTAL FIRST DOWNS		161	183	Davis	46	515	11.2	2	Hillenbrand	18	466	25.9	0
Rushing		65	118	Hillenbrand	39	702	18.0	7	Terrell	9	204	22.7	0
Passing		85	59	Bechtol	17	167	9.8	1	Dudish	8	184	23.0	0
Penalty		11	6	Vardian	16	280	17.5	1	Vardian	6	128	21.3	0
NET YARDS RUSHING		1161	2665	Mobley	11	121	11.0	1	Sinkwich	5	118	23.6	0
Avg Per Game		82.9	190.4	Blount	8	148	18.5	0	Case	4	104	26.0	0
NET YARDS PASSING		2337	1791	Sigurdson	8	104	13.0	0	Davis	2	44	22.0	0
Avg Per Game		166.9	127.9	Madar	8	53	6.6	0	Galvin	2	38	19.0	0
Att./Completions		352/177	239/124	Dudish	7	130	18.6	1	Mobley	1	18	18.0	0
Completion Pct.		50.3	51.9	Terrell	6	21	3.5	0	Trebatich	1	17	17.0	0
Had Intercepted		24	14	Jones	3	23	7.7	0	Bechtol	1	14	14.0	0
PUNTS/AVERAGE		78/36.2	56/40.0	Mertes	2	28	14.0	0	French	1	13	13.0	0
PENALTIES/YARDS		47/360	59/488	Getchell	2	17	8.5	0	<b>COLTS</b>	<b>59</b>	<b>1356</b>	<b>23.0</b>	<b>1</b>
FUMBLES/BALL LOST		36/23	50/25	Castiglia	1	10	10.0	0	<b>OPPONENTS</b>	<b>38</b>	<b>646</b>	<b>17.0</b>	<b>1</b>
TOUCHDOWNS		22	53	Black	1	7	7.0	0					
Rushing		7	29	Meyer	1	3	3.0	0					
Passing		13	17	Sinkwich	1	3	3.0	0					
Defense/Kicking		1/1	5/2	Mellus	0	5	0.0	0					
				<b>COLTS</b>	<b>177</b>	<b>2337</b>	<b>13.2</b>	<b>13</b>					
				<b>OPPONENTS</b>	<b>124</b>	<b>1791</b>	<b>14.4</b>	<b>17</b>					
				<b>INTERCEPTIONS</b>	<b>NO.</b>	<b>YDS.</b>	<b>AVG.</b>	<b>TD</b>					
				Vardian	3	48	16.0	0					
				Case	2	56	28.0	0					
				Mobley	2	8	4.0	0					
				Hillenbrand	1	48	48.0	0					
				Konetsky	1	15	15.0	0					
				Davis	1	12	12.0	0					

PASSING	ATT.	COMP.	YDS.	PCT.	AVG./ATT.	TD	TD%	INT.	INT. %	RATING
Schwenk	327	168	2236	51.4	6.84	13	4.0	20	6.1	61.2
Case	11	4	49	36.4	4.45	0	0.0	1	9.1	13.1
Galvin	6	3	34	50.0	5.67	0	0.0	0	0.0	67.4
Nemeth	6	2	18	33.3	3.00	0	0.0	2	33.3	2.8
Davis	1	0	0	0.0	0.00	0	0.0	0	0.0	39.8
Hillenbrand	1	0	0	0.0	0.00	0	0.0	1	100.0	0.0
<b>COLTS</b>	<b>352</b>	<b>177</b>	<b>2337</b>	<b>53.0</b>	<b>6.64</b>	<b>13</b>	<b>3.7</b>	<b>24</b>	<b>6.8</b>	<b>55.6</b>
<b>OPPONENTS</b>	<b>239</b>	<b>124</b>	<b>1791</b>	<b>51.9</b>	<b>7.49</b>	<b>17</b>	<b>7.1</b>	<b>14</b>	<b>5.9</b>	<b>75.8</b>

# 1948

RECORD: 7-7 COACH: CECIL ISBELL  
TIED FIRST - EASTERN DIVISION

DATE	RESULTS	OPPONENT	ATTENDANCE
9/ 5	W 45-28	NEW YORK YANKEES	31,800
9/10	L 14-21	@ Chicago Rockets	15,642
9/16	W 27-14	@ New York Yankees	18,959
9/26	W 35-20	BROOKLYN DODGERS	34,554
10/ 5	L 10-14	CLEVELAND BROWNS	22,359
10/10	L 14-56	SAN FRANCISCO 49ERS	37,209
10/15	W 29-14	@ Los Angeles Dons	40,019
10/24	L 10-21	@ San Francisco 49ers	27,978
10/31	L 17-35	@ Buffalo Bills	23,964
11/ 7	L 7-28	@ Cleveland Browns	32,314
11/14	W 38-24	CHICAGO ROCKETS	21,899
11/21	L 14-17	LOS ANGELES DONS	25,228
11/28	W 38-20	@ Brooklyn Dodgers	7,629
12/ 5	W 35-15	BUFFALO BILLS	33,090
12/12	L 17-28	BUFFALO BILLS	27,327

TEAM STATISTICS	COLTS	OPP
TOTAL FIRST DOWNS	218	224
Rushing	120	125
Passing	84	84
Penalty	14	15
NET YARDS RUSHING	2166	2522
Avg. Per Game	154.7	180.1
TOTAL YARDS PASSING	2899	2438
Avg. Per Game	207.1	174.1
Att./Completions	340/185	364/177
Completion Pct.	54.4	48.6
Had Intercepted	13	22
PUNTS/AVERAGE	66/38.6	58/43.4
PENALTIES/YARDS	84/743	73/556
FUMBLES/BALL LOST	33/21	30/14
TOUCHDOWNS	43	46
Rushing	22	21
Passing	19	18
Defense/Kicking	1/1	7/0

SCORING	TDR	TDP	TDRT	PAT	FG	S	TP
Hillenbrand	7	6					78
Grossman			43-43	10-18			73
Davis	7						42
Fohl	4	1	1				36
Mertes	4						24
Titte	4						24
Williams		2					12
North		1	1				12
Leicht	1	1					12
Smith		1					6
O'Rourke	1						6
Gambino	1						6
Team						1	2
<b>COLTS</b>	<b>22</b>	<b>19</b>	<b>2</b>	<b>43-43</b>	<b>10-18</b>	<b>1</b>	<b>333</b>
<b>OPPONENTS</b>	<b>21</b>	<b>18</b>	<b>7</b>	<b>43-46</b>	<b>2-11</b>	<b>1</b>	<b>327</b>

RUSHING	NO.	YDS.	AVG.	TD
Mertes	155	680	4.4	4
Hillenbrand	100	510	5.1	7
Fohl	107	455	4.3	4
Gambino	54	194	3.6	1
Titte	52	157	3.0	4
Leicht	20	88	4.4	1
Fowler	6	30	5.0	0
Mayne	14	26	1.9	0
O'Rourke	7	15	2.1	1
Vardian	6	13	2.2	0
Smith	1	1	1.0	0
Dellerba	2	0	0.0	0
Grossman	8	-3	-0.4	0
<b>COLTS</b>	<b>532</b>	<b>2166</b>	<b>4.1</b>	<b>22</b>
<b>OPPONENTS</b>	<b>504</b>	<b>2522</b>	<b>5.0</b>	<b>21</b>

RECEIVING	NO.	YDS.	AVG.	TD
Hillenbrand	50	970	19.4	6
Davis	41	765	18.7	7
Williams	32	360	11.3	2
Fohl	13	134	10.3	1
Leicht	12	134	11.2	1
North	8	204	25.5	1
Smith	8	131	16.4	1
Mertes	6	56	9.3	0
Gambino	6	28	4.7	0
Vardian	3	26	8.7	0
Mayne	2	33	16.5	0
Bechtol	2	25	12.5	0
Nowasky	1	31	31.0	0
Poole	1	2	2.0	0
<b>COLTS</b>	<b>185</b>	<b>2899</b>	<b>15.7</b>	<b>19</b>
<b>OPPONENTS</b>	<b>177</b>	<b>2438</b>	<b>13.8</b>	<b>18</b>

INTERCEPTIONS	NO.	YDS.	AVG.	TD
Davis	5	110	22.0	0
Leicht	5	91	18.2	0
Fowler	3	0	0.0	0
Dellerba	2	18	9.0	0
Grossman	2	13	6.5	0
North	1	25	25.0	0
McCormick	1	5	5.0	0
Barwegan	1	0	0.0	0
Smith	1	0	0.0	0
Sylvester	1	0	0.0	0
<b>COLTS</b>	<b>22</b>	<b>262</b>	<b>11.9</b>	<b>0</b>
<b>OPPONENTS</b>	<b>13</b>	<b>208</b>	<b>16.0</b>	<b>2</b>

PUNTING	NO.	YDS.	AVG.	LG	BLK.
O'Rourke	66	2546	38.6	76	1
<b>COLTS</b>	<b>66</b>	<b>2546</b>	<b>38.6</b>	<b>76</b>	<b>1</b>
<b>OPPONENTS</b>	<b>58</b>	<b>2517</b>	<b>43.4</b>	<b>-</b>	<b>0</b>

PUNT RETURNS	NO.	YDS.	AVG.	TD
Hillenbrand	18	231	12.8	0
Leicht	8	139	17.4	0
Fowler	4	41	10.3	0
Vardian	3	34	11.3	0
Fohl	2	102	51.0	1
Mayne	2	24	12.0	0
Sylvester	2	16	8.0	0
Davis	1	10	10.0	0
<b>COLTS</b>	<b>40</b>	<b>597</b>	<b>14.9</b>	<b>1</b>
<b>OPPONENTS</b>	<b>31</b>	<b>318</b>	<b>10.3</b>	<b>0</b>

KICKOFF RETURNS	NO.	YDS.	AVG.	TD
Fohl	17	366	21.5	0
Hillenbrand	16	356	22.3	0
Leicht	4	83	20.8	0
Vardian	3	66	22.0	0
Mayne	3	61	20.3	0
Gambino	3	57	19.0	0
Williams	1	20	20.0	0
Fowler	2	16	8.0	0
Mertes	1	15	15.0	0
Dellerba	1	12	12.0	0
Garrett	1	6	6.0	0
Bechtol	0	4	0.0	0
<b>COLTS</b>	<b>52</b>	<b>1062</b>	<b>20.4</b>	<b>0</b>
<b>OPPONENTS</b>	<b>61</b>	<b>1176</b>	<b>19.3</b>	<b>0</b>

PASSING	ATT.	COMP.	YDS.	PCT.	AVG./ATT.	TD	TD%	INT.	INT. %	RATING
Titte	289	161	2522	55.7	8.73	17	5.5	9	3.1	90.3
O'Rourke	51	24	377	47.1	7.39	3	5.9	4	7.8	59.0
<b>COLTS</b>	<b>340</b>	<b>185</b>	<b>2899</b>	<b>54.4</b>	<b>8.53</b>	<b>19</b>	<b>5.6</b>	<b>13</b>	<b>3.8</b>	<b>85.7</b>
<b>OPPONENTS</b>	<b>365</b>	<b>177</b>	<b>2438</b>	<b>48.6</b>	<b>6.70</b>	<b>18</b>	<b>4.9</b>	<b>22</b>	<b>6.0</b>	<b>61.8</b>

1949

RECORD: 1-11 COACH: CECIL ISBELL (4 GAMES) WALT DRISKILL (8 GAMES)  
SEVENTH - EASTERN CONFERENCE

DATE	RESULTS	OPPONENT	ATTENDANCE	RUSHING	NO.	YDS.	AVG.	TD	PUNTING	NO.	YDS.	AVG.	BLK.
8/28	L 17-31	@ San Francisco 49ers	29,095	Wedemeyer	64	291	4.6	0	O'Rourke	28	1098	39.2	0
9/ 2	L 17-49	LOS ANGELES DONS	20,211	Gambino	56	208	3.7	0	Grossman	28	1087	38.8	0
9/11	L 0-21	@ Cleveland Browns	21,621	Stone	51	205	4.0	2	Kingery	3	109	36.3	0
9/16	L 7-35	@ Chicago Hornets	18,483	Pfahl	67	205	3.1	2	Wedemeyer	3	54	18.0	0
9/25	L 20-28	CLEVELAND BROWNS	34,879	Jagade	33	174	5.3	2	<b>COLTS</b>	<b>62</b>	<b>2348</b>	<b>37.9</b>	<b>0</b>
10/ 2	W 35-28	@ Buffalo Bills	25,692	Title	29	89	3.1	2	<b>OPPONENTS</b>	<b>52</b>	<b>2116</b>	<b>40.7</b>	<b>1</b>
10/16	L 21-24	BROOKLYN/NEW YORK YANKEES	32,645	Page	25	81	3.2	0	<b>PUNT RETURNS</b>	<b>NO.</b>	<b>YDS.</b>	<b>AVG.</b>	<b>TD</b>
10/23	L 7-17	CHICAGO HORNETS	32,107	Kelly	9	17	1.9	0	Wedemeyer	16	221	13.8	0
10/30	L 14-21	@ Brooklyn/New York Yankees	10,692	Vacanti	7	10	1.4	0	Leicht	9	109	12.1	0
11/16	L 10-28	SAN FRANCISCO 49ERS	23,704	Mertes	11	8	0.7	0	Kingery	2	19	9.5	0
11/20	L 10-21	@ Los Angeles Dons	19,503	Kingery	3	3	1.0	0	Page	1	16	16.0	0
11/27	L 14-38	BUFFALO BILLS	16,323	Cowan	1	0	0.0	0	<b>COLTS</b>	<b>28</b>	<b>365</b>	<b>13.0</b>	<b>0</b>
				Leicht	6	-7	-1.2	0	<b>OPPONENTS</b>	<b>35</b>	<b>547</b>	<b>15.6</b>	<b>0</b>
<b>TEAM STATISTICS</b>		<b>COLTS</b>	<b>OPP</b>	<b>COLTS</b>	<b>362</b>	<b>1284</b>	<b>3.6</b>	<b>8</b>	<b>COLTS</b>	<b>28</b>	<b>365</b>	<b>13.0</b>	<b>0</b>
TOTAL FIRST DOWNS	151	189	<b>COLTS</b>	<b>OPPONENTS</b>	<b>511</b>	<b>2396</b>	<b>4.7</b>	<b>28</b>	<b>KICKOFF RETURNS</b>	<b>NO.</b>	<b>YDS.</b>	<b>AVG.</b>	<b>TD</b>
Rushing	66	121	<b>RECEIVING</b>	<b>NO.</b>	<b>YDS.</b>	<b>AVG.</b>	<b>TD</b>	Wedemeyer	30	602	20.1	0	
Passing	78	60	Davis	38	548	14.4	1	Leicht	8	171	21.4	0	
Penalty	7	8	Stone	31	621	20.0	6	Jagade	6	75	12.5	0	
NET YARDS RUSHING	1284	2396	North	25	490	19.6	4	Page	4	108	27.0	0	
Avg. Per Game	107.0	199.7	Williams	20	266	13.3	1	Pfahl	4	98	24.5	0	
TOTAL YARDS PASSING	2355	1851	Wedemeyer	10	112	11.2	0	Kelly	2	31	15.5	0	
Avg. Per Game	196.3	154.3	Gambino	10	67	6.7	1	Leonard	1	25	25.0	0	
Att./Completions	325/160	256/127	Jagade	8	44	5.5	0	Stone	1	25	25.0	0	
Completion Pct.	49.2	49.6	Pfahl	7	62	8.9	0	Davis	1	13	13.0	0	
Had Intercepted	22	13	Page	4	62	15.5	0	Vacanti	1	10	10.0	0	
PUNTS/AVERAGE	62/37.9	52/40.7	Kelly	2	25	12.5	0	<b>COLTS</b>	<b>58</b>	<b>1158</b>	<b>20.0</b>	<b>0</b>	
PENALTIES/YARDS	49/369	72/590	Mertes	2	22	11.0	1	<b>OPPONENTS</b>	<b>34</b>	<b>690</b>	<b>20.3</b>	<b>0</b>	
FUMBLES/BALL LOST	32/21	28/17	Cowan	1	26	26.0	0						
TOUCHDOWNS	22	47	Leicht	1	12	12.0	0						
Rushing	8	28	Kingery	1	-2	-2.0	0						
Passing	14	18	<b>COLTS</b>	<b>160</b>	<b>2355</b>	<b>14.7</b>	<b>14</b>						
Defense/Kicking	0/0	1/0	<b>OPPONENTS</b>	<b>127</b>	<b>1851</b>	<b>14.6</b>	<b>18</b>						
<b>SCORING</b>	<b>TDR</b>	<b>TDP</b>	<b>TDR</b>	<b>PAT</b>	<b>FG</b>	<b>S</b>	<b>TP</b>	<b>INTERCEPTIONS</b>	<b>NO.</b>	<b>YDS.</b>	<b>AVG.</b>	<b>TD</b>	
Stone	2	6						Kelly	3	24	8.0	0	
Grossman				19-19	6-11		37	Cowan	3	17	5.7	0	
North			4				24	Davis	1	35	35.0	0	
Jagade			2				12	Ruthstrom	1	15	15.0	0	
Pfahl			2				12	Nowasky	1	9	9.0	0	
Title			2				12	Leonard	1	7	7.0	0	
Davis			1				6	Bechtol	1	6	6.0	0	
Gambino			1				6	Kingery	1	0	0.0	0	
Williams			1				6	Stone	1	0	0.0	0	
Mertes			1				6	<b>COLTS</b>	<b>13</b>	<b>113</b>	<b>8.7</b>	<b>0</b>	
Vacanti				3-10	0-12		3	<b>OPPONENTS</b>	<b>22</b>	<b>378</b>	<b>17.2</b>	<b>1</b>	
<b>COLTS</b>	<b>8</b>	<b>14</b>	<b>0</b>	<b>22-22</b>	<b>6-13</b>		<b>172</b>						
<b>OPPONENTS</b>	<b>28</b>	<b>18</b>	<b>1</b>	<b>47-47</b>	<b>4-19</b>		<b>341</b>						

PASSING	ATT.	COMP.	YDS.	PCT.	AVG./ATT.	TD	TD%	INT.	INT. %	RATING
Title	289	148	2209	51.2	7.64	14	4.8	18	6.2	66.8
Vacanti	27	11	134	40.7	4.96	0	0.0	1	3.7	41.3
O'Rourke	7	1	12	14.3	1.71	0	0.0	1	14.3	0.0
Grossman	1	0	0	0.0	0.00	0	0.0	1	100.0	0.0
Wedemeyer	1	0	0	0.0	0.00	0	0.0	1	100.0	0.0
<b>COLTS</b>	<b>325</b>	<b>160</b>	<b>2355</b>	<b>49.2</b>	<b>7.25</b>	<b>14</b>	<b>4.3</b>	<b>22</b>	<b>6.8</b>	<b>59.5</b>
<b>OPPONENTS</b>	<b>256</b>	<b>127</b>	<b>1851</b>	<b>49.6</b>	<b>7.23</b>	<b>18</b>	<b>7.0</b>	<b>13</b>	<b>5.1</b>	<b>75.8</b>

# 1950

## NATIONAL FOOTBALL LEAGUE RECORD: 1-11 COACH: CLEM CROWE SEVENTH - NATIONAL CONFERENCE

DATE	RESULTS	OPPONENT	ATTENDANCE
9/17	L 14-38	WASHINGTON REDSKINS	26,267
9/24	L 0-31	CLEVELAND BROWNS	15,201
10/2	L 13-55	@ Chicago Cardinals	14,439
10/15	L 14-24	PHILADELPHIA EAGLES	14,413
10/22	L 27-70	@ Los Angeles Rams	16,026
10/29	L 14-17	@ San Francisco 49ers	15,091
11/5	W 41-21	GREEN BAY PACKERS	12,971
11/12	L 7-17	@ Pittsburgh Steelers	24,141
11/19	L 20-55	NEW YORK GIANTS	14,081
11/26	L 28-38	@ Washington Redskins	21,275
12/3	L 21-45	DETROIT LIONS	12,059
12/10	L 14-51	@ New York Yanks	5,003

TEAM STATISTICS		COLTS	OPP
TOTAL FIRST DOWNS			
Rushing		188	257
Passing		56	150
Penalty		109	96
		23	11
NET YARDS RUSHING			
Avg. Per Game		1148	2857
TOTAL YARDS PASSING		95.7	238.1
Avg. Per Game		272.3	254.5
Att./Completions		438/206	304/156
Completion Pct.		47.0	51.3
Had Intercepted		31	34
RUNTS/AVERAGE		83/40.2	56/39.1
PENALTIES/YARDS		63/579	96/967
FUMBLES/BALL LOST		32/21	29/14
TOUCHDOWNS			
Rushing		31	63
Passing		12	28
Defense/Kicking		14	31
		4/1	3/1

SCORING	TDR	TDP	TDRT	PAT	FG	S	TP
Disler		5					30
Mutryn	2	2					24
Salata		4					24
Stone	1	2					18
Spovlall	2	1					18
Grossman			16-19	0-3			16
Tittle		2					12
Spaniel		1	1				12
Rich			2				12
Zaleski		1	1				11
Kissell				11-11	0-1		11
Williams		1					6
Mazzanti		1					6
Burk		1					6
Owens			1				6
Brown				0-1			0
<b>COLTS</b>	<b>12</b>	<b>14</b>	<b>5</b>	<b>27-31</b>	<b>0-4</b>		<b>213</b>
<b>OPPONENTS</b>	<b>28</b>	<b>31</b>	<b>4</b>	<b>61-63</b>	<b>7-13</b>		<b>462</b>

RUSHING	NO.	YDS.	AVG.	LG	TD
Mutryn	108	355	3.3	34	2
Spovlall	58	246	4.2	96†	2
Stone	14	113	8.1	72	1
Collins	69	101	1.5	12	0
Campbell	20	93	4.7	14	0
Tittle	20	77	3.9	23	2
Williams	0	50	0.0	50	1
Bukzar	12	44	3.7	25	0
Mazzanti	7	22	3.1	7†	1
Spaniel	14	21	1.5	15†	1
Burk	11	19	1.7	10	1
Kissell	2	6	3.0	7	0
Rich	2	6	3.0	5	0
Zaleski	7	-2	-0.3	6†	1
Livingstone	1	-3	-3.0	-3	0
<b>COLTS</b>	<b>345</b>	<b>1148</b>	<b>3.3</b>	<b>96†</b>	<b>12</b>
<b>OPPONENTS</b>	<b>514</b>	<b>2857</b>	<b>5.6</b>	<b>—</b>	<b>28</b>

RECEIVING	NO.	YDS.	AVG.	LG	TD
Salata	50	618	12.5	57	4
Mutryn	32	373	11.7	30	2
Spovlall	21	238	11.3	45	1
Crisler	19	307	16.2	62	5
Collins	19	295	15.5	63	0
Owens	19	188	9.9	43	0
Oriastaglio	14	134	9.6	16	0
Stone	12	324	27.0	69†	2
North	5	90	18.0	39	0
Spaniel	5	84	16.8	35	0
Spinney	2	19	9.5	12	0
Fletcher	2	18	9.0	10	0
Bukzar	2	2	1.0	2	0
Blandin	1	16	16.0	16	0
Mazzanti	1	11	11.0	11	0
Campbell	1	5	5.0	5	0
Zaleski	1	1	1.0	1	0
<b>COLTS</b>	<b>206</b>	<b>2723</b>	<b>13.2</b>	<b>69†</b>	<b>14</b>
<b>OPPONENTS</b>	<b>156</b>	<b>2545</b>	<b>16.3</b>	<b>—</b>	<b>31</b>

INTERCEPTIONS	NO.	YDS.	AVG.	LG	TD
Maggioli	8	165	20.6	50	0
Bukzar	6	79	13.2	28	0
Stone	6	56	8.0	20	0
Livingstone	3	61	20.3	56	0
Rich	3	45	15.0	45	1
Zaleski	2	81	40.5	81	1
Kissell	2	7	3.5	5	0
Spaniel	1	29	20.0	29	1
Owens	1	25	25.0	25	1
Brown	1	16	16.0	16	0
Collins	1	7	7.0	7	0
<b>COLTS</b>	<b>34</b>	<b>571</b>	<b>16.8</b>	<b>81†</b>	<b>4</b>
<b>OPPONENTS</b>	<b>31</b>	<b>622</b>	<b>20.1</b>	<b>52</b>	<b>2</b>

PUNTING	NO.	YDS.	AVG.	LG	BLK.
Burk	81	3246	40.7	68	1
Collins	2	91	45.5	46	0
<b>COLTS</b>	<b>83</b>	<b>3337</b>	<b>40.2</b>	<b>68</b>	<b>1</b>
<b>OPPONENTS</b>	<b>56</b>	<b>2190</b>	<b>39.1</b>	<b>—</b>	<b>—</b>

PUNT RETURNS	NO.	YDS.	AVG.	LG	TD
Rich	12	276	23.0	86	1
Mutryn	6	45	7.5	14	0
Livingstone	3	33	11.0	22	0
Zaleski	3	17	5.7	9	0
Stone	2	7	3.5	7	0
<b>COLTS</b>	<b>26</b>	<b>378</b>	<b>14.5</b>	<b>86†</b>	<b>1</b>
<b>OPPONENTS</b>	<b>44</b>	<b>531</b>	<b>12.1</b>	<b>—</b>	<b>0</b>

KICKOFF RETURNS	NO.	YDS.	AVG.	LG	TD
Mutryn	19	408	21.5	29	0
Rich	17	434	25.5	35	0
Zaleski	7	101	14.4	25	0
Spaniel	4	126	31.5	40	0
Salata	3	31	10.3	15	0
Stone	3	12	4.0	10	0
Collins	2	35	17.5	18	0
Oriastaglio	2	32	16.0	20	0
Owens	2	29	14.5	26	0
Kissell	2	19	9.5	17	0
Brown	2	15	7.5	10	0
Livingstone	1	11	11.0	11	0
<b>COLTS</b>	<b>66</b>	<b>1286</b>	<b>19.5</b>	<b>40</b>	<b>0</b>
<b>OPPONENTS</b>	<b>36</b>	<b>900</b>	<b>25.0</b>	<b>—</b>	<b>1</b>

PASSING	ATT.	COMP.	YDS.	PCT.	AVG./ATT.	TD	TD%	INT.	INT.%	LG	RATING
Tittle	315	161	1884	51.1	5.98	8	2.5	19	6.0	62	52.9
Burk	119	43	798	36.1	6.71	6	5.0	12	10.0	69†	37.4
Filchack	3	1	1	33.3	0.33	0	0.0	0	0.0	1	42.4
Mutryn	1	1	40	100.0	40.00	0	0.0	0	0.0	40	118.8
<b>COLTS</b>	<b>438</b>	<b>206</b>	<b>2723</b>	<b>47.0</b>	<b>6.22</b>	<b>14</b>	<b>3.2</b>	<b>31</b>	<b>7.1</b>	<b>69†</b>	<b>48.3</b>
<b>OPPONENTS</b>	<b>304</b>	<b>156</b>	<b>2545</b>	<b>51.3</b>	<b>8.37</b>	<b>31</b>	<b>10.2</b>	<b>34</b>	<b>11.2</b>	<b>—</b>	<b>74.1</b>

# 1953

RECORD: 3-9 COACH: KEITH MOLESWORTH

FIFTH - WESTERN CONFERENCE

HOME: 2-4 CONF: 2-8

AWAY: 1-5 NCONF: 1-1

DATE	RESULTS	OPPONENT	ATTENDANCE	RUSHING	NO.	YDS.	AVG.	LG	TD	KICKOFF RETURNS	NO.	YDS.	AVG.	LG	TD
9/27	W 13-9	CHICAGO	23,715	Huzvar	119	515	4.3	36f	4	Taliaferro	16	331	20.7	39	0
10/3	L 17-27	DETROIT	25,159	Taliaferro	102	479	4.7	50	2	Young	11	378	34.4	104f	1
10/11	W 16-14	@ Chicago	35,316	McPhail	53	138	2.6	30	0	Coutre	9	266	29.6	78	0
10/18	L 14-37	@ Green Bay	18,713	Young	40	135	3.4	24	0	Taseff	4	87	21.8	35	0
10/25	W 27-17	WASHINGTON	34,031	Enke	28	91	3.3	25	0	Kalmanir	3	51	17.0	25	0
10/31	L 24-35	GREEN BAY	33,797	Kalmanir	16	53	3.3	32	0	Jackson	3	37	12.3	19	0
11/7	L 7-17	@ Detroit	46,508	Mioduszewski	3	33	11.0	25	0	Paole	2	24	12.0	21	0
11/15	L 14-45	@ Philadelphia	27,813	DelBello	14	14	1.0	9	0	Companella	2	13	6.5	13	0
11/22	L 13-21	LOS ANGELES RAMS	27,268	Taseff	1	1	1.0	1f	1	Rechichar	1	28	28.0	28	0
11/29	L 21-38	SAN FRANCISCO	26,005	<b>COLTS</b>	<b>376</b>	<b>1459</b>	<b>3.9</b>	<b>50</b>	<b>7</b>	Mioduszewski	1	25	25.0	25	0
12/5	L 2-45	@ Los Angeles Rams	26,696	<b>OPPONENTS</b>	<b>445</b>	<b>2315</b>	<b>5.2</b>	<b>66</b>	<b>21</b>	Finnin	1	18	18.0	18	0
12/13	L 14-45	@ San Francisco	23,432	<b>RECEIVING</b>	<b>NO.</b>	<b>YDS.</b>	<b>AVG.</b>	<b>LG</b>	<b>TD</b>	<b>COLTS</b>	<b>53</b>	<b>1258</b>	<b>23.7</b>	<b>104f</b>	<b>1</b>
				Edwards	35	312	8.9	32f	3	<b>OPPONENTS</b>	<b>40</b>	<b>724</b>	<b>18.1</b>	<b>28</b>	<b>0</b>
				Embree	23	272	11.8	24	1						
				Taliaferro	20	346	17.3	54	2						
				Young	12	201	16.8	49f	3						
				Brethauer	10	133	13.3	25	0						
				McPhail	10	38	3.8	45	0						
				Huzvar	6	55	9.2	30f	1						
				Rechichar	3	151	50.3	66f	2						
				Keane	3	61	20.3	37	0						
				Kalmanir	3	31	10.3	22f	1						
				Shula	1	6	6.0	6	0						
				Marchetti	0	19	0.0	19	0						
				<b>COLTS</b>	<b>126</b>	<b>1625</b>	<b>12.9</b>	<b>66f</b>	<b>13</b>						
				<b>OPPONENTS</b>	<b>165</b>	<b>2411</b>	<b>14.6</b>	<b>50</b>	<b>21</b>						

TEAM STATISTICS	COLTS	OPP
TOTAL FIRST DOWNS	157	232
Rushing	75	121
Passing	66	95
Penalty	16	16
TOTAL NET YARDS	2716	4486
Avg Per Game	226.3	373.8
NET YARDS RUSHING	1459	2315
Avg Per Game	121.6	192.9
Total Rushes	376	445
NET YARDS PASSING	1257	2171
Avg Per Game	104.8	180.9
Tackled/Yards Lost	-368	-240
Gross Yards	1625	2411
Att./Completions	319/126	321/165
Completion Pct.	39.5	51.4
Had Intercepted	27	29
PUNTS/AVERAGE	83/38.4	55/40.3
PENALTIES/YARDS	69/623	87/757
FUMBLES/BALL LOST	34/21	42/27
TOUCHDOWNS	23	46
Rushing	7	21
Passing	13	21
Defense/Kicking	1/2	3/1

SCORE BY PERIODS	1	2	3	4	TOTAL
COLTS	38	44	39	61	182
OPPONENTS	77	105	83	85	350

SCORING	TDR	TDP	TDRT	PAT	FG	S	TP
Rechichar	2	1			5-13		33
Huzvar	4	1					30
McPhail				21-23	2-5		27
Taliaferro	2	2					24
Young	3	1					24
Edwards	3						18
Taseff	1		1				12
Embree							6
Kalmanir	1						6
Donovan							2
<b>COLTS</b>	<b>7</b>	<b>13</b>	<b>3</b>	<b>21-23</b>	<b>7-18</b>	<b>1</b>	<b>182</b>
<b>OPPONENTS</b>	<b>21</b>	<b>21</b>	<b>4</b>	<b>45-46</b>	<b>9-16</b>	<b>1</b>	<b>350</b>

RECEIVING	NO.	YDS.	AVG.	LG	TD
Edwards	35	312	8.9	32f	3
Embree	23	272	11.8	24	1
Taliaferro	20	346	17.3	54	2
Young	12	201	16.8	49f	3
Brethauer	10	133	13.3	25	0
McPhail	10	38	3.8	45	0
Huzvar	6	55	9.2	30f	1
Rechichar	3	151	50.3	66f	2
Keane	3	61	20.3	37	0
Kalmanir	3	31	10.3	22f	1
Shula	1	6	6.0	6	0
Marchetti	0	19	0.0	19	0
<b>COLTS</b>	<b>126</b>	<b>1625</b>	<b>12.9</b>	<b>66f</b>	<b>13</b>
<b>OPPONENTS</b>	<b>165</b>	<b>2411</b>	<b>14.6</b>	<b>50</b>	<b>21</b>

INTERCEPTIONS	NO.	YDS.	AVG.	LG	TD
Keane	11	118	10.7	35	0
Rechichar	7	64	9.1	36f	1
Shula	3	46	15.3	35	0
Taseff	3	36	12.0	29	0
Pellington	2	22	11.0	22	0
Brethauer	1	17	17.0	17	0
Agose	1	5	5.0	5	0
Mioduszewski	1	0	0.0	0	0
<b>COLTS</b>	<b>29</b>	<b>308</b>	<b>10.6</b>	<b>36f</b>	<b>1</b>
<b>OPPONENTS</b>	<b>27</b>	<b>469</b>	<b>17.4</b>	<b>54f</b>	<b>3</b>

PUNTING	NO.	YDS.	AVG.	LG	BLK.
Taliaferro	65	2438	37.5	61	0
Keane	18	752	41.8	56	0
<b>COLTS</b>	<b>83</b>	<b>3190</b>	<b>38.4</b>	<b>61</b>	<b>0</b>
<b>OPPONENTS</b>	<b>55</b>	<b>2217</b>	<b>40.3</b>	<b>65</b>	<b>0</b>

PUNT RETURNS	NO.	YDS.	AVG.	LG	TD
Taliaferro	10	31	3.1	7	0
Young	6	9	1.5	9	0
Coutre	4	38	9.5	25	0
Mioduszewski	4	13	3.3	5	0
Kalmanir	2	19	9.5	14	0
Taseff	1	71	71.0	71f	1
Keane	1	3	3.0	3	0
Rechichar	1	0	0.0	0	0
<b>COLTS</b>	<b>29</b>	<b>184</b>	<b>6.3</b>	<b>71f</b>	<b>1</b>
<b>OPPONENTS</b>	<b>40</b>	<b>307</b>	<b>7.7</b>	<b>74</b>	<b>1</b>

### USUAL STARTERS

#### PRO BOWLERS IN BOLDFACE

OFFENSE	DEFENSE
WR Mel Embree	LDE Barney Poole
LT Ernie Blandin	LDT Art Donovan
LG <b>Dick Barwegan</b>	RDT Tom Finnin
C Brad Ecklund	RDE Gino Marchetti
RG Bill Lange	ILB Bill Pellington
RT Jack Little	MLB Sisto Averno
SE Dan Edwards	RLB Alex Agase
RB John Huzvar	LCB Bert Rechichar
QB Fred Enke	RCB Don Shula
RB Buddy Young	LS Carl Taseff
RB <b>George Taliaferro</b>	RS Tom Keane

PASSING	ATT.	COMP.	YDS.	PCT.	AVG./ATT.	TD	TD%	INT.	INT.%	LG	RATING
Enke	169	71	1054	42.0	6.24	8	4.7	15	8.9	55	41.9
DelBello	61	27	229	44.3	3.75	1	1.6	5	8.2	66	25.9
Taliaferro	55	15	211	27.3	3.84	2	3.6	5	9.1	45	17.3
Mioduszewski	30	11	113	36.7	3.77	2	6.7	2	6.7	17	42.8
Flowers	4	2	18	50.0	4.50	0	0.0	0	0.0	12	62.5
<b>COLTS</b>	<b>319</b>	<b>126</b>	<b>1625</b>	<b>39.5</b>	<b>5.09</b>	<b>13</b>	<b>4.1</b>	<b>27</b>	<b>8.5</b>	<b>66</b>	<b>34.5</b>
<b>OPPONENTS</b>	<b>321</b>	<b>165</b>	<b>2411</b>	<b>51.4</b>	<b>7.51</b>	<b>21</b>	<b>6.5</b>	<b>29</b>	<b>9.0</b>	<b>59</b>	<b>60.4</b>



# 1954

RECORD: 3-9 COACH: WEEB EWANK  
 SIXTH - WESTERN CONFERENCE  
 HOME: 2-4 CONF: 2-8  
 AWAY: 1-5 NCONF: 1-1

DATE	RESULTS	OPPONENT	ATTENDANCE
9/26	L 0-48	LOS ANGELES RAMS	36,215
10/2	W 20-14	NEW YORK GIANTS	27,088
10/10	L 9-28	@ Chicago	27,845
10/16	L 0-35	@ Detroit	48,272
10/24	L 6-7	GREEN BAY	28,680
10/31	L 21-24	@ Washington	23,566
11/6	L 3-27	DETROIT	25,287
11/13	L 13-24	Green Bay @ Milw.	19,786
11/21	L 13-28	CHICAGO	23,093
11/28	W 17-13	SAN FRANCISCO	23,875
12/4	W 22-21	@ Los Angeles Rams	30,744
12/11	L 7-10	@ San Francisco	26,856

TEAM STATISTICS	COLTS	OPP
TOTAL FIRST DOWNS	169	234
Rushing	66	95
Passing	90	120
Penalty	13	19
TOTAL NET YARDS	2934	3930
Avg. Per Game	244.5	327.5
NET YARDS RUSHING	1275	1630
Avg. Per Game	106.3	135.8
Total Rushes	364	425
NET YARDS PASSING	1659	2300
Avg. Per Game	139.1	191.7
Tackled/Yards Lost	-336	-203
Gross Yards	1995	2503
Att./Completions	313/163	330/178
Completion Pct.	52.1	53.9
Had Intercepted	22	20
PUNTS/AVERAGE	72/37.2	57/39.8
PENALTIES/YARDS	71/662	92/834
FUMBLES/BALL LOST	20/12	28/10
TOUCHDOWNS	14	36
Rushing	4	21
Passing	9	12
Defense/Kicking	1/0	2/1

SCORE BY PERIODS	1	2	3	4	TOTAL
COLTS	33	55	26	17	131
OPPONENTS	62	65	73	79	279

SCORING	TDR	TDP	TDRT	PAT	FG	S	TP
Kerkorian	1				11-12	5-10	32
Young		2	3				30
Rechichar				1	1	6-13	19
Womble							18
Edwards							6
Robinson							6
Taliaferro							6
Taseff							6
Toth							6
Finnin							2
COLTS	4	9	1	12-13	11-23	1	131
OPPONENTS	21	12	3	36-36	9-19		279

PASSING	ATT.	COMP.	YDS.	PCT.	AVG./ATT.	TD	TD%	INT.	INT.%	LG	RATING
Kerkorian	217	117	1515	53.9	6.98	9	4.2	12	5.5	78†	66.9
Davidson	64	28	309	43.8	4.83	0	0.0	5	7.8	29	26.1
Enke	28	17	171	60.7	6.11	0	0.0	3	10.7	42	38.5
Taliaferro	2	0	0	0.0	0.00	0	0.0	1	50.0	0	0.0
Keane	1	1	0	100.0	0.00	0	0.0	0	0.0	0	79.2
Toth	1	0	0	0.0	0.00	0	0.0	1	100.0	0	0.0
COLTS	313	163	1995	52.1	5.09	9	2.9	22	7.0	78†	52.3
OPPONENTS	330	178	2503	53.9	7.58	12	3.6	20	6.1	80†	65.5

RUSHING	NO.	YDS.	AVG.	LG	TD
Young	70	311	4.4	57†	2
Toth	86	303	3.5	15	1
Taseff	41	228	5.0	32	0
Womble	60	174	2.9	24	0
Taliaferro	48	157	3.3	29	0
Kerkorian	22	36	1.6	11	1
Davidson	11	31	2.8	15	0
Huzvar	19	29	1.5	6	0
Shula	2	3	1.5	3	0
Enke	5	3	0.6	5	0
COLTS	364	1275	3.5	57†	4
OPPONENTS	425	1630	3.8	38	21

RECEIVING	NO.	YDS.	AVG.	LG	TD
Edwards	40	531	13.3	42	1
Colteryahn	30	384	12.8	21	0
Womble	30	338	11.3	78†	3
Taseff	16	159	9.9	30	1
Young	15	272	18.1	78†	3
Taliaferro	14	122	8.7	29†	1
Toth	11	51	4.6	13	0
Bighaud	6	89	14.8	25	0
Mutscheller	1	49	49.0	49	0
COLTS	163	1995	12.2	78†	9
OPPONENTS	178	2503	14.1	80†	12

INTERCEPTIONS	NO.	YDS.	AVG.	LG	TD
Shula	5	84	16.8	25	0
Keane	5	22	4.4	9	0
Eggers	3	18	6.0	10	0
Rechichar	2	27	13.5	21	0
Taseff	2	15	7.5	15	0
Leberman	2	0	0.0	0	0
Campanella	1	0	0.0	0	0
COLTS	20	166	8.3	25	0
OPPONENTS	22	232	10.5	50	1

PUNTING	NO.	YDS.	AVG.	LG	BLK.
Davidson	72	2680	37.2	55	1
COLTS	72	2680	37.2	55	1
OPPONENTS	57	2266	39.8	63	0

PUNT RETURNS	NO.	YDS.	AVG.	LG	TD
Young	14	60	4.3	16	0
Taseff	8	52	6.5	13	0
Rechichar	6	22	3.7	9	0
Taliaferro	5	34	6.8	18	0
COLTS	33	168	5.1	18	0
OPPONENTS	45	150	3.3	39	0

KICKOFF RETURNS	NO.	YDS.	AVG.	LG	TD
Young	13	308	23.7	30	0
Womble	9	170	18.9	27	0
Taseff	7	167	23.9	35	0
Taliaferro	7	134	19.1	24	0
Rechichar	3	26	8.7	12	0
Pellington	2	26	13.0	14	0
Robinson	1	19	19.0	19	0
Langas	1	18	18.0	18	0
Joyce	1	13	13.0	13	0
Toth	1	13	13.0	13	0
McMillan	1	5	5.0	5	0
Huzvar	1	0	0.0	0	0
Radoszewich	1	0	0.0	0	0
COLTS	48	899	18.7	35	0
OPPONENTS	29	587	20.2	40	0

### USUAL STARTERS

#### PRO BOWLERS IN BOLDFACE

OFFENSE	DEFENSE
WR Lloyd Colteryahn	<b>LDE Gino Marchetti</b>
LT Ken Jackson	<b>LDT Art Donovan</b>
LG Art Spinney	RDT Tom Finnin
C Buzz Nutter	RDE Don Joyce
RG Alex Sandusky	LLB Bill Pellington
RT Jack Little	MLB Joe Campanella
SE Dan Edwards	RIB Doug Eggers
RB Zollie Toth	LCB Carl Taseff
QB Gary Kerkorian	RCB Don Shula
<b>RB Buddy Young</b>	LS Tom Keane
RB Royce Womble	RS Bert Rechichar

# 1955

RECORD: 5-6-1 COACH: WEBB EWANK

FOURTH - WESTERN CONFERENCE

HOME: 4-1-1 CONF: 5-4-1

AWAY: 1-5 NCONF: 0-2

DATE	RESULTS	OPPONENT	ATTENDANCE
9/25	W 23-17	CHICAGO	36,167
10/1	W 28-13	DETROIT	40,030
10/8	W 24-20	Green Bay @ Milw.	40,199
10/16	L 10-38	@ Chicago	40,184
10/23	L 13-14	WASHINGTON	51,587
10/29	W 14-10	GREEN BAY	34,411
11/5	L 14-24	@ Detroit	53,874
11/13	L 7-17	@ New York Giants	33,982
11/20	T 17-17	LOS ANGELES RAMS	41,146
11/27	W 26-14	SAN FRANCISCO	33,485
12/4	L 14-20	@ Los Angeles Rams	37,024
12/11	L 24-35	@ San Francisco	35,371

TEAM STATISTICS		COLTS	OPP
TOTAL FIRST DOWNS			
Rushing		206	234
Passing		93	120
Penalty		92	98
		21	16
TOTAL NET YARDS			
Avg. Per Game		346.4	412.2
NET YARDS RUSHING		288.3	343.5
Avg. Per Game		183.3	203.5
Total Rushing		152.8	169.6
		456	448
NET YARDS PASSING			
Avg. Per Game		1631	2087
Tackled/Yards Lost		135.9	173.9
Gross Yards		-164	-201
Att./Completions		1795	2288
Completion Pct.		266/134	320/158
Had Intercepted		50.4	49.4
		22	19
PUNTS/AVERAGE			
PENALTIES/YARDS		55/39.3	56/39.9
FUMBLES/BALL LOST		59/565	69/681
TOUCHDOWNS		18/8	24/14
Rushing		26	30
Passing		15	18
Defense/Kicking		11	12
		0/0	0/0

SCORE BY PERIODS	1	2	3	4	TOTAL
COLTS	54	44	57	59	214
OPPONENTS	36	72	69	62	239

SCORING	TDR	TDP	TDRT	PAT	FG	S	TP
Rechichar				25-26	10-24		55
Ameche	9						54
Mutscheller	7						42
Colteryahn	3						18
Show	3						18
Young, B.	1	1					12
Kerkorian	1			1-2			9
Dupre	1						6
COLTS	15	11		25-26	11-26		214
OPPONENTS	18	12		29-30	10-14		239

RUSHING	NO.	YDS.	AVG.	LG	TD
Ameche	213	961	4.5	79+	9
Dupre	88	338	3.8	60	1
Show	68	301	4.4	37	3
Young, B.	32	87	2.7	25	1
Young, D.	17	39	2.3	10	0
Shields	10	34	3.4	14	0
Hugasian	12	34	2.8	15	0
Kerkorian	6	20	3.7	12	1
Renfro	4	13	3.3	5	0
Bryan	2	4	2.0	8	0
Womble	4	2	0.5	4	0
<b>COLTS</b>	<b>456</b>	<b>1833</b>	<b>4.0</b>	<b>79+</b>	<b>15</b>
<b>OPPONENTS</b>	<b>448</b>	<b>2035</b>	<b>4.5</b>	<b>81+</b>	<b>18</b>

RECEIVING	NO.	YDS.	AVG.	LG	TD
Mutscheller	33	518	15.7	48	7
Ameche	27	141	5.2	18	0
Colteryahn	21	251	12.0	22	3
Young, B.	19	426	22.4	82+	1
Berry	13	205	15.8	45	0
Dupre	10	153	15.3	30	0
Hugasian	3	32	10.7	13	0
Shields	3	27	9.0	19	0
Young, D.	2	15	7.5	11	0
Womble	1	14	14.0	14	0
Pellington	1	10	10.0	10	0
Toseff	1	3	3.0	3	0
<b>COLTS</b>	<b>134</b>	<b>1795</b>	<b>13.4</b>	<b>82+</b>	<b>11</b>
<b>OPPONENTS</b>	<b>158</b>	<b>2288</b>	<b>14.5</b>	<b>60</b>	<b>12</b>

INTERCEPTIONS	NO.	YDS.	AVG.	LG	TD
Rechichar	6	109	18.2	40	0
Shula	5	64	12.8	31	0
Campanella	2	35	17.5	23	0
Pellington	2	17	8.5	12	0
Thomas	1	23	23.0	23	0
Patera	1	8	8.0	8	0
Bryan	1	4	4.0	4	0
Toseff	1	0	0.0	0	0
<b>COLTS</b>	<b>19</b>	<b>260</b>	<b>13.7</b>	<b>40</b>	<b>0</b>
<b>OPPONENTS</b>	<b>22</b>	<b>269</b>	<b>12.2</b>	<b>39</b>	<b>0</b>

PUNTING	NO.	YDS.	AVG.	LG	BLK.
Brethauer	55	2161	39.3	56	0
<b>COLTS</b>	<b>55</b>	<b>2161</b>	<b>39.3</b>	<b>56</b>	<b>0</b>
<b>OPPONENTS</b>	<b>56</b>	<b>2234</b>	<b>39.9</b>	<b>63</b>	<b>0</b>

PUNT RETURNS	NO.	YDS.	AVG.	LG	TD
Rechichar	30	121	4.0	24	0
Toseff	14	46	3.3	20	0
Pellington	1	6	6.0	6	0
Young, D.	1	3	3.0	3	0
Patera	1	2	2.0	2	0
Young, B.	1	0	0.0	0	0
<b>COLTS</b>	<b>48</b>	<b>178</b>	<b>3.7</b>	<b>24</b>	<b>0</b>
<b>OPPONENTS</b>	<b>37</b>	<b>71</b>	<b>1.9</b>	<b>11</b>	<b>0</b>

KICKOFF RETURNS	NO.	YDS.	AVG.	LG	TD
Rechichar	9	235	26.1	59	0
Young, B.	9	222	24.7	43	0
Toseff	7	162	23.1	38	0
White	4	142	35.5	54	0
Ameche	4	60	15.0	19	0
Young, D.	2	37	18.5	22	0
Pellington	2	36	18.0	19	0
Berry	2	27	13.5	16	0
Renfro	1	20	20.0	20	0
<b>COLTS</b>	<b>40</b>	<b>941</b>	<b>23.5</b>	<b>59</b>	<b>0</b>
<b>OPPONENTS</b>	<b>36</b>	<b>724</b>	<b>20.1</b>	<b>57</b>	<b>0</b>

## USUAL STARTERS PRO BOWLERS IN BOLDFACE

OFFENSE		DEFENSE	
WR	Lloyd Colteryahn	<b>LDE</b>	<b>Gino Marchetti</b>
LG	George Rodosevich	<b>RDT</b>	<b>Art Donovan</b>
LT	Art Spinney	<b>EDT</b>	Tom Finin
<b>C</b>	<b>Dick Szymbanski</b>	<b>RDE</b>	Don Joyce
RG	Alex Sandusky	<b>LLB</b>	Bill Pellington
RT	George Preas	<b>MLB</b>	Joe Campanella
TE	Jim Mutscheller	<b>RLB</b>	Doug Eggers
RB	Buddy Young	<b>LCB</b>	<b>Bert Rechichar</b>
QB	George Show	<b>RCB</b>	Don Shula
<b>RB</b>	<b>Alan Ameche</b>	<b>LS</b>	Carl Toseff
RB	L. G. Dupre	<b>RS</b>	Jesse Thomas

PASSING	ATT.	COMP.	YDS.	PCT.	AVG./ATT.	TD	TD%	INT.	INT.-%	LG	RATING
Shaw	237	119	1586	50.2	6.69	10	4.2	19	8.0	82+	52.5
Kerkorian	29	15	209	51.7	7.21	1	3.5	3	10.3	48	47.1
<b>COLTS</b>	<b>266</b>	<b>134</b>	<b>1795</b>	<b>50.4</b>	<b>6.75</b>	<b>11</b>	<b>4.1</b>	<b>22</b>	<b>8.3</b>	<b>82+</b>	<b>51.5</b>
<b>OPPONENTS</b>	<b>320</b>	<b>158</b>	<b>2288</b>	<b>49.4</b>	<b>7.15</b>	<b>12</b>	<b>3.8</b>	<b>19</b>	<b>5.9</b>	<b>60</b>	<b>60.8</b>

# 1956

RECORD: 5-7 COACH: WEEB EWANK

FOURTH - WESTERN CONFERENCE

HOME: 4-2 CONF: 3-7

AWAY: 1-5 NCONF: 5-0

DATE	RESULTS	OPPONENT	ATTENDANCE
9/30	W 28-21	CHICAGO	45,221
10/6	L 14-31	DETROIT	42,622
10/14	L 33-38	Green Bay @ Milw.	24,214
10/21	L 27-58	@ Chicago	48,364
10/28	W 28-21	GREEN BAY	40,086
11/11	W 21-7	@ Cleveland	42,404
11/18	L 3-27	@ Detroit	55,788
11/25	W 56-21	LOS ANGELES RAMS	40,321
12/2	L 17-20	SAN FRANCISCO	37,227
12/9	L 7-31	@ Los Angeles Rams	51,037
12/16	L 17-30	@ San Francisco	43,791
12/23	W 19-17	WASHINGTON	32,944

TEAM STATISTICS	COLTS	OPP
TOTAL FIRST DOWNS	216	238
Rushing	106	109
Passing	99	115
Penalty	11	14
TOTAL NET YARDS	4125	4176
Avg. Per Game	343.8	348.0
NET YARDS RUSHING	2204	1916
Avg. Per Game	183.7	159.7
Total Rushes	432	447
NET YARDS PASSING	1921	2260
Avg. Per Game	160.1	188.3
Tackled/Yards Lost	-289	-203
Gross Yards	2210	2463
Att./Completions	279/158	297/165
Completion Pct	56.6	55.6
Had Intercepted	18	13
PUNTS/AVERAGE	58/38.4	56/44.4
PENALTIES/YARDS	53/507	62/486
FUMBLES/BALL LOST	18/14	23/15
TOUCHDOWNS	38	43
Rushing	21	16
Passing	14	22
Defense/Kicking	1/2	3/2

SCORE BY PERIODS	1	2	3	4	TOTAL
COLTS	55	103	51	61	270
OPPONENTS	80	64	83	95	322

SCORING	TDR	TDP	TDR%	PAT	FG	S	TP
Moore	8	1					54
Ameche	8						48
Mutscheller		6					36
Dupre	2	2					24
Fenster				24-26	0-3		24
Vessels	2	1					18
Rechichar				8-10	3-13		17
Berry		2					12
Taseff			2				12
Womble		2					12
Thomas			1				6
Unitas							6
Karkorian					1-2		1
COLTS	21	14	3	33-38	3-16		270
OPPONENTS	16	22	5	40-43	8-19		322

RUSHING	NO.	YDS.	AVG.	LG	TD
Ameche	178	858	4.8	43	8
Moore	86	649	7.5	79	8
Vessels	44	215	4.9	31	2
Dupre	49	182	3.7	21	2
Unitas	28	155	5.5	34	1
Womble	20	72	3.6	12	0
Shaw	20	63	3.2	19	0
Young, D.	5	7	1.4	3	0
Taseff	1	2	2.0	2	0
Rechichar	1	1	1.0	1	0
<b>COLTS</b>	<b>432</b>	<b>2204</b>	<b>5.1</b>	<b>79</b>	<b>21</b>
<b>OPPONENTS</b>	<b>447</b>	<b>1916</b>	<b>4.3</b>	<b>33</b>	<b>16</b>

RECEIVING	NO.	YDS.	AVG.	LG	TD
Mutscheller	44	715	16.3	53	6
Berry	37	601	16.2	54	2
Ameche	26	189	7.3	22	0
Dupre	16	216	13.5	49	2
Vessels	11	177	16.1	30	1
Moore	11	102	9.3	27	1
Womble	9	180	20.0	43	2
Colterjohn	3	29	9.7	16	0
Unitas	1	1	1.0	1	0
<b>COLTS</b>	<b>158</b>	<b>2210</b>	<b>14.0</b>	<b>54</b>	<b>14</b>
<b>OPPONENTS</b>	<b>165</b>	<b>2463</b>	<b>14.9</b>	<b>77</b>	<b>22</b>

INTERCEPTIONS	NO.	YDS.	AVG.	LG	TD
Rechichar	4	63	15.8	42	0
Thomas	2	36	18.0	23	0
Taseff	2	13	6.5	8	0
Palera	2	10	5.0	10	0
Eggers	1	6	6.0	6	0
Pellington	1	4	4.0	4	0
Shula	1	2	2.0	2	0
<b>COLTS</b>	<b>13</b>	<b>134</b>	<b>10.3</b>	<b>42</b>	<b>0</b>
<b>OPPONENTS</b>	<b>18</b>	<b>275</b>	<b>15.3</b>	<b>56</b>	<b>2</b>

PUNTING	NO.	YDS.	AVG.	LG	BLK.
Rechichar	33	1276	38.7	56	0
Dupre	25	953	38.1	54	0
<b>COLTS</b>	<b>58</b>	<b>2229</b>	<b>38.4</b>	<b>56</b>	<b>0</b>
<b>OPPONENTS</b>	<b>56</b>	<b>2489</b>	<b>44.4</b>	<b>70</b>	<b>0</b>

PUNT RETURNS	NO.	YDS.	AVG.	LG	TD
Taseff	27	233	8.6	90	1
Moore	8	38	4.8	15	0
Rechichar	5	10	2.0	7	0
Nyers	2	16	8.0	16	0
<b>COLTS</b>	<b>42</b>	<b>297</b>	<b>7.1</b>	<b>90</b>	<b>1</b>
<b>OPPONENTS</b>	<b>39</b>	<b>153</b>	<b>3.9</b>	<b>67</b>	<b>2</b>

KICKOFF RETURNS	NO.	YDS.	AVG.	LG	TD
Vessels	16	379	23.7	42	0
Moore	10	129	12.9	21	0
Taseff	9	206	22.9	34	0
Dupre	7	148	21.1	35	0
Nyers	3	69	23.0	35	0
Young, D.	3	40	13.3	18	0
Ameche	2	38	19.0	25	0
Sandusky	1	24	24.0	24	0
Spinney	1	10	10.0	10	0
Pellington	1	0	0.0	0	0
Shula	1	0	0.0	0	0
<b>COLTS</b>	<b>54</b>	<b>1043</b>	<b>19.3</b>	<b>42</b>	<b>0</b>
<b>OPPONENTS</b>	<b>43</b>	<b>1015</b>	<b>23.6</b>	<b>103</b>	<b>1</b>

### USUAL STARTERS

#### PRO BOWLERS IN BOLDFACE

OFFENSE	DEFENSE
WR Raymond Berry	<b>LDE Gino Marchetti</b>
LT Ken Jackson	<b>LDT Art Donovan</b>
LG Art Spinney	RDT Tom Finin
C Buzz Nutter	RDE Don Joyce
RG Alex Sandusky	LIB Bill Pellington
RT George Preas	MLB Joe Campanella
TE Jim Mutscheller	RLB Doug Eggers
<b>RB Lenny Moore</b>	<b>LCB Bert Rechichar</b>
QB John Unitas	RCB Don Shula
<b>RB Alan Ameche</b>	LS Carl Taseff
RB L.G. Dupre	RS Jesse Thomas

PASSING	ATT.	COMP.	YDS.	PCT.	AVG./ATT.	TD	TD%	INT.	INT.%	LG	RATING
Unitas	198	110	1498	55.6	7.57	9	4.6	10	5.1	54	74.0
Shaw	75	45	645	60.0	8.60	3	4.0	7	9.3	49	62.4
Moore	4	1	8	25.0	2.00	1	25.0	1	25.0	8	39.6
Karkorian	2	2	59	100.0	29.50	1	0.0	0	0.0	40	158.3
<b>COLTS</b>	<b>279</b>	<b>158</b>	<b>2210</b>	<b>56.6</b>	<b>7.92</b>	<b>14</b>	<b>5.0</b>	<b>18</b>	<b>6.5</b>	<b>54</b>	<b>72.1</b>
<b>OPPONENTS</b>	<b>297</b>	<b>165</b>	<b>2463</b>	<b>55.6</b>	<b>8.29</b>	<b>22</b>	<b>7.4</b>	<b>13</b>	<b>4.4</b>	<b>77</b>	<b>89.3</b>

# 1957

RECORD: 7-5 COACH: WEBB EW BANK

THIRD - WESTERN CONFERENCE

HOME: 4-2 CONF: 6-4

AWAY: 3-3 NCONF: 1-1

DATE	RESULTS	OPPONENT	ATTENDANCE
9/29	W 34-14	DETROIT	40,112
10/ 5	W 20-10	CHICAGO	46,558
10/13	W 45-17	Green Bay @ Milw.	26,322
10/20	L 27-31	@ Detroit	55,764
10/27	L 21-24	GREEN BAY	48,510
11/ 3	L 13-19	PITTSBURGH	42,575
11/10	W 21-17	@ Washington	33,149
11/17	W 29-14	@ Chicago	47,168
11/24	W 27-21	SAN FRANCISCO	50,073
12/ 1	W 31-14	LOS ANGELES RAMS	52,060
12/ 8	L 13-17	@ San Francisco	59,950
12/15	L 21-37	@ Los Angeles Rams	52,560

TEAM STATISTICS	COLTS	OPP
TOTAL FIRST DOWNS	222	204
Rushing	91	69
Passing	117	118
Penalty	14	17
TOTAL NET YARDS	4123	3406
Avg. Per Game	343.6	283.8
NET YARDS RUSHING	1735	1174
Avg. Per Game	144.6	97.8
Total Rushes	434	375
NET YARDS PASSING	2388	2232
Avg. Per Game	199.0	186.0
Tackled/Yards Lost	-220	-316
Gross Yards	2608	2548
Att./Completions	314/177	342/175
Completion Pct.	56.4	51.2
Had Intercepted	19	28
PUNTS/AVERAGE	55/34.5	56/42.5
PENALTIES/YARDS	67/712	60/546
FUMBLES/BALL LOST	22/12	29/12
TOUCHDOWNS	41	29
Rushing	12	10
Passing	25	19
Defense/Kicking	3/1	0/0

SCORE BY PERIODS	1	2	3	4	TOTAL
COLTS	82	65	70	86	303
OPPONENTS	34	75	28	98	235

SCORING	TDR	TDP	TDRT	PAT	FG	S	TP
Moore	3	7	1				66
Mutscheller		8					48
Ameche	5	2					42
Berry		6					36
Rechichar				22-25	3-13		31
Myhra				14-16	4-6		26
Dupre	2	2					24
Davis			2				12
Marchetti			1				6
Show		1					6
Unitas		1					6
COLTS	12	25	4	36-41	7-19		303
OPPONENTS	10	19	0	29-29	10-21	1	235

RUSHING	NO.	YDS.	AVG.	LG	TD
Ameche	144	493	3.4	49	5
Moore	98	488	5.0	55	3
Dupre	101	375	3.7	22	2
Unitas	42	171	4.1	24	1
Call	33	145	4.4	24	0
Shaw	5	30	6.0	11	1
Pricer	2	18	9.0	14	0
Womble	7	18	2.6	7	0
Myhra	1	1	1.0	1	0
Nyers	1	4	4.0	4	0
<b>COLTS</b>	<b>434</b>	<b>1735</b>	<b>4.0</b>	<b>55†</b>	<b>12</b>
<b>OPPONENTS</b>	<b>375</b>	<b>1174</b>	<b>3.1</b>	<b>57</b>	<b>10</b>

RECEIVING	NO.	YDS.	AVG.	LG	TD
Berry	47	800	17.0	67†	6
Moore	40	687	17.2	82†	7
Mutscheller	32	558	17.4	66†	8
Dupre	32	339	10.6	43	2
Ameche	15	137	9.1	40	2
Womble	7	69	9.9	37	0
Call	4	18	4.5	8	0
<b>COLTS</b>	<b>177</b>	<b>2608</b>	<b>14.7</b>	<b>82†</b>	<b>25</b>
<b>OPPONENTS</b>	<b>175</b>	<b>2548</b>	<b>14.6</b>	<b>75†</b>	<b>19</b>

INTERCEPTIONS	NO.	YDS.	AVG.	LG	TD
Davis	10	219	21.9	75†	2
Rechichar	5	33	6.6	21	0
Nelson	5	29	5.8	13	0
Shinnick	2	31	15.5	22	0
Patera	1	16	16.0	16	0
DeCarlo	1	14	14.0	14	0
Taseff	1	7	7.0	7	0
Joyce	1	0	0.0	0	0
Moore	1	0	0.0	0	0
Thomas	1	0	0.0	0	0
<b>COLTS</b>	<b>28</b>	<b>349</b>	<b>12.5</b>	<b>75†</b>	<b>2</b>
<b>OPPONENTS</b>	<b>19</b>	<b>180</b>	<b>9.5</b>	<b>28</b>	<b>0</b>

PUNTING	NO.	YDS.	AVG.	LG	BLK.
Davidson	47	1664	35.4	56	0
Rechichar	5	157	31.4	51	0
Dupre	3	75	25.0	38	0
<b>COLTS</b>	<b>55</b>	<b>1896</b>	<b>34.5</b>	<b>56</b>	<b>0</b>
<b>OPPONENTS</b>	<b>56</b>	<b>2380</b>	<b>42.5</b>	<b>76</b>	<b>0</b>

PUNT RETURNS	NO.	YDS.	AVG.	LG	TD
Rechichar	22	71	3.2	22	0
Taseff	7	60	8.6	49	0
Moore	2	0	0.0	0	0
Shinnick	1	2	2.0	2	0
Davis	1	0	0.0	0	0
<b>COLTS</b>	<b>33</b>	<b>133</b>	<b>4.0</b>	<b>49</b>	<b>0</b>
<b>OPPONENTS</b>	<b>34</b>	<b>109</b>	<b>3.2</b>	<b>28</b>	<b>0</b>

KICKOFF RETURNS	NO.	YDS.	AVG.	LG	TD
Nyers	17	350	20.6	46	0
Call	14	329	23.5	45	0
Davidson	5	79	15.8	21	0
Pricer	2	40	20.0	23	0
Owens	1	23	23.0	23	0
Myhra	1	19	19.0	19	0
Moore, H.	1	16	16.0	16	0
Rechichar	1	0	0.0	0	0
Moore, L.	0	92	0.0	92†	1
<b>COLTS</b>	<b>42</b>	<b>948</b>	<b>22.6</b>	<b>92†</b>	<b>1</b>
<b>OPPONENTS</b>	<b>49</b>	<b>1120</b>	<b>22.9</b>	<b>64</b>	<b>0</b>

### USUAL STARTERS PRO BOWLERS IN BOLDFACE

OFFENSE	DEFENSE
WR Raymond Berry	<b>LDE Gino Marchetti</b>
IT Jim Parker	<b>LDT Art Donovan</b>
LG Art Spinney	RDT Gene Lipscomb
C Buzz Nutter	RDE Don Joyce
RG Alex Sandusky	LB Don Shinnick
RT George Preas	MLB Jack Patera
<b>TE Jim Mutscheller</b>	RLB Doug Eggers
RB Lenny Moore	LCB Carl Taseff
<b>QB John Unitas</b>	RCB Milt Davis
<b>RB Alan Ameche</b>	LS Andy Nelson
RB LG Dupre	<b>RS Bert Rechichar</b>

PASSING	ATT.	COMP.	YDS.	PCT.	AVG./ATT.	TD	TD%	INT.	INT.%	LG	RATING
Unitas	301	172	2550	57.1	8.47	24	8.0	17	5.7	82†	88.0
Shaw	9	5	58	55.6	6.44	1	11.1	1	11.1	17	72.7
Davidson	2	0	0	0.0	0.00	0	0.0	1	0.0	0	0.0
Moore	2	0	0	0.0	0.00	0	0.0	0	0.0	0	39.6
<b>COLTS</b>	<b>314</b>	<b>177</b>	<b>2608</b>	<b>56.4</b>	<b>8.31</b>	<b>25</b>	<b>8.0</b>	<b>19</b>	<b>6.1</b>	<b>82†</b>	<b>85.0</b>
<b>OPPONENTS</b>	<b>342</b>	<b>175</b>	<b>2548</b>	<b>51.2</b>	<b>7.45</b>	<b>19</b>	<b>5.6</b>	<b>28</b>	<b>8.2</b>	<b>75†</b>	<b>60.2</b>

# 1958

**WORLD CHAMPIONS**  
**RECORD: 9-3 COACH: WEEB EWBANK**  
**FIRST - WESTERN CONFERENCE**  
**HOME: 6-0 CONF: 8-2**  
**AWAY: 3-3 NCONF: 1-1**

DATE	RESULTS	OPPONENT	ATTENDANCE
9/28	W 28-15	DETROIT	48,377
10/4	W 51-38	CHICAGO	52,622
10/12	W 24-17	Green Bay @ Milw.	24,553
10/19	W 40-14	@ Detroit	55,190
10/26	W 35-10	WASHINGTON	54,403
11/2	W 56-0	GREEN BAY	51,333
11/9	L 21-24	@ New York Giants	71,164
11/16	W 17-0	@ Chicago	48,664
11/23	W 34-7	LOS ANGELES RAMS	57,557
11/30	W 35-27	SAN FRANCISCO	57,557
12/6	L 28-30	@ Los Angeles Rams	100,202
12/14	L 12-21	@ San Francisco	53,334
12/28	W 23-17	@ New York Giants OT	64,185

TEAM STATISTICS	COLTS	OPP
TOTAL FIRST DOWNS	253	188
Rushing	117	70
Passing	120	106
Penalty	16	12
TOTAL NET YARDS	4539	3284
Avg. Per Game	378.3	273.7
NET YARDS RUSHING	2127	1291
Avg. Per Game	177.3	107.6
Total Rushes	456	331
NET YARDS PASSING	2412	1993
Avg. Per Game	201.0	166.1
Tackled/Yards Lost	-125	-255
Gross Yards	2537	2248
Att./Completions	354/178	363/168
Completion Pct.	50.3	46.3
Had Intercepted	11	35
PUNTS/AVERAGE	62/37.3	62/44.1
PENALTIES/YARDS	55/518	60/555
FUMBLES/BALL LOST	26/11	31/17
TOUCHDOWNS	53	27
Rushing	24	13
Passing	26	9
Defense/Kicking	1/2	3/2

SCORE BY PERIODS	1	2	3	4	TOTAL
COLTS	92	93	63	133	381
OPPONENTS	41	66	65	31	203

SCORING	TDR	TDP	TDRT	PAT	FG	S	TP
Moore	7	7					84
Mytra				48-51	4-10		60
Ameche	8	1					54
Berry		9					54
Mutscheller		7					42
Iyles	1	1	2				24
Dupre		3					18
Unitas		3					18
Rechichar		1		1-4			9
Nelson			1				6
Pricer		1					6
Show		1		0-1			6
COLTS	24	26	3	48-52	5-14		381
OPPONENTS	13	9	5	23-27	6-17		203

PASSING	ATT.	COMP.	YDS.	PCT.	AVG./ATT.	TD	TD%	INT.	INT.%	LG	RATING
Unitas	263	136	2007	51.7	7.63	19	7.2	7	2.7	77½	90.0
Show	89	41	531	46.1	5.97	7	7.9	4	4.5	57	72.8
Brown	2	1	-1	50.0	-0.50	0	0.0	0	0.0	-1	56.3
COLTS	354	178	2537	50.3	7.17	26	7.3	11	3.1	77½	85.4
OPPONENTS	363	168	2248	46.3	6.19	9	2.5	35	9.6	69½	35.1

RUSHING	NO.	YDS.	AVG.	LG	TD
Ameche	171	791	4.6	28	8
Moore	82	598	7.3	73½	7
Dupre	95	390	4.1	39	3
Call	37	154	4.2	35	0
Unitas	33	139	4.2	28	3
Iyles	22	41	1.7	27½	1
Pricer	10	26	2.6	4	1
Show	5	3	0.6	3	1
Brown	1	9	9.0	9	0
COLTS	456	2127	4.7	73½	24
OPPONENTS	331	1291	3.9	28	13

RECEIVING	NO.	YDS.	AVG.	LG	TD
Berry	56	794	14.2	54	9
Moore	50	938	18.8	77½	7
Mutscheller	28	504	18.0	54½	7
Dupre	13	111	8.5	22	0
Ameche	13	81	6.2	18	1
Iyles	5	24	4.8	11	1
Rechichar	4	34	8.5	12	1
Call	4	28	7.0	12	0
Pricer	3	14	4.7	6	0
DeCarlo	1	10	10.0	10	0
Pellington	1	-1	-1.0	-1	0
COLTS	178	2537	14.3	77½	26
OPPONENTS	168	2248	13.4	69½	9

INTERCEPTIONS	NO.	YDS.	AVG.	LG	TD
Nelson	8	199	21.9	69	1
Brown	8	149	6.6	30	0
Taseff	7	52	5.8	17	0
Pellington	4	44	15.5	21	0
Davis	4	40	16.0	28	0
Shinnick	3	23	14.0	16	0
Sanford	1	7	7.0	7	0
COLTS	35	514	14.7	69	1
OPPONENTS	11	169	15.4	44½	3

PUNTING	NO.	YDS.	AVG.	LG	BLK.
Brown	41	1635	39.9	60	0
Horn	19	647	34.1	48	0
Stone	1	28	28.0	28	0
Dupre	1	0	0.0	0	0
COLTS	62	2310	37.3	60	0
OPPONENTS	62	2736	44.1	60	0

PUNT RETURNS	NO.	YDS.	AVG.	LG	TD
Taseff	29	196	6.8	33	0
Rechichar	7	29	4.1	11	0
Moore	2	11	5.5	11	0
Simpson	1	1	1.0	1	0
COLTS	39	237	6.1	33	0
OPPONENTS	40	176	4.4	71½	1

KICKOFF RETURNS	NO.	YDS.	AVG.	LG	TD
Iyles	11	398	36.2	103½	2
Pricer	9	168	18.7	28	0
Moore	4	91	22.8	25	0
Simpson	3	59	19.7	24	0
Rechichar	3	50	16.7	22	0
Call	2	48	24.0	26	0
Taseff	1	50	50.0	50	0
DeCarlo	1	0	0.0	0	0
COLTS	34	864	25.4	103½	2
OPPONENTS	43	1241	28.9	99½	1

WORLD CHAMPIONS			
PRO BOWLERS IN BOLDFACE		OFFENSE	DEFENSE
WR	<b>Raymond Berry</b>	LDE	Gino Marchetti
LT	<b>Jim Parker</b>	LDT	Art Donovan
LG	Art Spinney	RDT	<b>Gene Lipscomb</b>
C	Buzz Nutter	RDE	<b>Don Joyce</b>
RG	Alex Sandusky	LLB	Leo Sanford
RT	George Preas	MLB	Bill Pellington
TE	Jim Mutscheller	RLB	Don Shinnick
WR	<b>Lenny Moore</b>	LCB	Carl Taseff
QB	<b>John Unitas</b>	RCB	Milt Davis
RB	<b>Alan Ameche</b>	LS	Andy Nelson
RB	L.G. Dupre	RS	Ray Brown

# 1959

**WORLD CHAMPIONS**  
**RECORD: 9-3 COACH: WEBB EW BANK**  
**FIRST - WESTERN CONFERENCE**  
**HOME: 4-2 CONF: 9-1**  
**AWAY: 5-1 NCONF: 0-2**

DATE	RESULTS	OPPONENT	ATTENDANCE
9/27	W 21-9	DETROIT	55,588
10/3	L 21-26	CHICAGO	57,557
10/11	W 31-24	@ Detroit	54,197
10/18	W 21-7	@ Chicago	48,430
10/25	W 38-21	GREEN BAY	57,557
11/1	L 31-38	CLEVELAND	57,557
11/8	L 24-27	@ Washington	32,773
11/15	W 28-24	Green Bay @ Milw.	25,521
11/22	W 45-14	SAN FRANCISCO	57,557
11/29	W 35-21	LOS ANGELES RAMS	57,557
12/5	W 34-14	@ San Francisco	59,075
12/12	W 45-26	@ Los Angeles Rams	65,528
<b>12/27</b>	<b>W 31-16</b>	<b>NEW YORK GIANTS</b>	<b>57,545</b>

TEAM STATISTICS	COLTS	OPP
TOTAL FIRST DOWNS	267	195
Rushing	95	65
Passing	148	118
Penalty	24	12
TOTAL NET YARDS	4458	3899
Avg. Per Game	371.5	324.9
NET YARDS RUSHING	1705	1557
Avg. Per Game	142.1	129.7
Total Rushes	435	325
NET YARDS PASSING	2753	2342
Avg. Per Game	229.4	195.2
Tackled/Yards Lost	-185	-155
Gross Yards	2938	2497
Att./Completions	375/196	351/171
Completion Pct.	52.3	48.7
Had Intercepted	14	40
PUNTS/AVERAGE	53/41.9	50/44.7
PENALTIES/YARDS	56/634	65/610
FUMBLES/BALL LOST	22/9	18/9
TOUCHDOWNS	51	31
Rushing	13	16
Passing	33	13
Defense/Kicking	4/1	2/0

SCORE BY PERIODS	1	2	3	4	TOTAL
<b>COLTS</b>	<b>55</b>	<b>94</b>	<b>83</b>	<b>142</b>	<b>374</b>
<b>OPPONENTS</b>	<b>31</b>	<b>90</b>	<b>85</b>	<b>45</b>	<b>251</b>

SCORING	TDR	TDP	TDRT	PAT	FG	S	TP
Berry		14					84
Myhra			50-51	6-17			68
Ameche	7	1					48
Moore	2	6					48
Mutscheller			8				48
Richardson			3				18
Sommer	2						12
Unitas	2						12
Davis			1				6
Dupre		1					6
Nelson			1				6
Pellington			1				6
Szymanski			1				6
Toseff			1				6
Rechichar				0-1			0
<b>COLTS</b>	<b>13</b>	<b>33</b>	<b>5</b>	<b>50-51</b>	<b>6-18</b>		<b>374</b>
<b>OPPONENTS</b>	<b>16</b>	<b>13</b>	<b>2</b>	<b>29-31</b>	<b>12-22</b>		<b>251</b>

Rushing	No.	Yds.	Avg.	LG	TD
Ameche	178	679	3.8	26	7
Moore	92	422	4.6	31	2
Sommer	61	227	3.7	53	2
Unitas	29	145	5.0	21	2
Pricer	34	128	3.8	16	0
Dupre	23	54	2.4	21	0
Hawkins	12	44	3.7	11	0
Brown	2	4	2.0	3	0
Lewis	4	2	0.5	2	0
<b>COLTS</b>	<b>435</b>	<b>1705</b>	<b>3.9</b>	<b>53</b>	<b>13</b>
<b>OPPONENTS</b>	<b>325</b>	<b>1557</b>	<b>4.8</b>	<b>70</b>	<b>16</b>

RECEIVING	NO.	YDS.	AVG.	LG	TD
Berry	66	959	14.5	55	14
Moore	47	846	18.0	71	6
Mutscheller	44	699	15.9	40	8
Ameche	13	129	9.9	30	1
Sommer	7	111	15.7	56	0
Richardson	7	81	11.6	15	3
Dupre	6	47	7.8	18	1
Lewis	3	54	18.0	25	0
Pricer	2	3	1.5	4	0
Sherer	1	9	9.0	9	0
<b>COLTS</b>	<b>196</b>	<b>2938</b>	<b>15.0</b>	<b>71</b>	<b>33</b>
<b>OPPONENTS</b>	<b>171</b>	<b>2497</b>	<b>14.6</b>	<b>81</b>	<b>13</b>

INTERCEPTIONS	NO.	YDS.	AVG.	LG	TD
Davis	7	119	17.0	57	1
Shinnick	7	70	10.0	23	0
Nelson	6	33	5.5	33	1
Brown	5	89	17.8	44	0
Szymanski	5	24	4.8	15	1
Pellington	4	99	24.8	30	1
Toseff	2	60	30.0	33	0
Lipscomb	1	49	49.0	49	0
Matuszak	1	23	23.0	23	0
Sample	1	10	10.0	10	0
Marchetti	1	1	0.0	0	0
<b>COLTS</b>	<b>40</b>	<b>577</b>	<b>14.4</b>	<b>57</b>	<b>4</b>
<b>OPPONENTS</b>	<b>14</b>	<b>199</b>	<b>14.2</b>	<b>37</b>	<b>2</b>

PUNTING	NO.	YDS.	AVG.	LG	BLK.
Sherer	51	2132	41.8	60	0
Brown	2	89	44.5	55	0
<b>COLTS</b>	<b>53</b>	<b>2221</b>	<b>41.9</b>	<b>60</b>	<b>0</b>
<b>OPPONENTS</b>	<b>50</b>	<b>2236</b>	<b>44.7</b>	<b>60</b>	<b>0</b>

PUNT RETURNS	NO.	YDS.	AVG.	LG	TD
Sample	22	129	5.8	25	0
Toseff	15	104	6.9	25	0
Shinnick	1	0	0.0	0	0
<b>COLTS</b>	<b>38</b>	<b>233</b>	<b>6.1</b>	<b>25</b>	<b>0</b>
<b>OPPONENTS</b>	<b>33</b>	<b>120</b>	<b>3.6</b>	<b>30</b>	<b>0</b>

KICKOFF RETURNS	NO.	YDS.	AVG.	LG	TD
Sample	17	457	26.9	80	0
Sommer	8	166	20.8	25	0
Pricer	6	66	11.0	25	0
Rechichar	2	39	19.5	27	0
Lewis	2	31	15.5	23	0
Hawkins	1	21	21.0	21	0
Plunkett	1	12	12.0	12	0
Davis	1	0	0.0	0	0
<b>COLTS</b>	<b>38</b>	<b>792</b>	<b>20.8</b>	<b>80</b>	<b>0</b>
<b>OPPONENTS</b>	<b>46</b>	<b>950</b>	<b>20.7</b>	<b>42</b>	<b>0</b>

## USUAL STARTERS PRO BOWLERS IN BOLDFACE

OFFENSE	DEFENSE
<b>WR Raymond Berry</b>	<b>LDE Gino Marchetti</b>
<b>LT Jim Parker</b>	LDT Art Donovan
<b>LG Art Spinney</b>	<b>RDT Gene Lipscomb</b>
C Buzz Nutter	RDE Don Joyce
RG Alex Sandusky	LLB Bill Pellington
RT George Preas	MLB Dick Szymanski
TE Jim Mutscheller	RLB Don Shinnick
<b>WR Lenny Moore</b>	LCB Carl Toseff
<b>QB John Unitas</b>	RCB Mill Davis
RB Alan Ameche	LS Andy Nelson
RB Mike Sommer	RS John Sample

PASSING	ATT.	COMP.	YDS.	PCT.	AVG./ATT.	TD	TD%	INT.	INT. %	LG	RATING
Unitas	367	193	2899	52.6	7.90	32	8.7	14	3.8	71	92.0
Brown	4	1	14	25.0	3.50	0	0.0	0	0.0	14	41.7
Moore	3	2	25	66.7	8.33	1	33.3	0	0.0	13	132.0
Dupre	1	0	0	0.0	0.00	0	0.0	0	0.0	0	39.6
<b>COLTS</b>	<b>375</b>	<b>196</b>	<b>2938</b>	<b>52.3</b>	<b>7.83</b>	<b>33</b>	<b>8.8</b>	<b>14</b>	<b>3.7</b>	<b>71</b>	<b>92.1</b>
<b>OPPONENTS</b>	<b>351</b>	<b>171</b>	<b>2497</b>	<b>48.7</b>	<b>7.11</b>	<b>13</b>	<b>3.7</b>	<b>40</b>	<b>11.1</b>	<b>81</b>	<b>45.1</b>

# 1960

RECORD: 6-6 COACH: WEEB EWANK

FOURTH - WESTERN CONFERENCE

HOME: 4-2 CONF: 5-6

AWAY: 2-4 NCONF: 1-0

DATE	RESULTS	OPPONENT	ATTENDANCE
9/25	W 20-0	WASHINGTON	53,818
10/2	W 42-7	CHICAGO	57,808
10/9	L 21-35	@ Green Bay	32,150
10/16	W 31-17	LOS ANGELES RAMS	57,808
10/23	L 17-30	@ Detroit	53,854
10/30	W 45-7	@ Dallas	25,500
11/6	W 38-24	GREEN BAY	57,808
11/13	W 24-20	@ Chicago	48,713
11/27	L 22-30	SAN FRANCISCO	57,808
12/4	L 15-20	DETROIT	57,808
12/11	L 3-10	@ Los Angeles Rams	75,461
12/18	L 10-34	@ San Francisco	57,269

RUSHING	NO.	YDS.	AVG.	LG	TD
Moore	91	374	4.1	57†	4
Hawkins	76	267	3.5	17	2
Ameche	80	263	3.3	16	3
Unitas	36	195	5.4	27	0
Pricer	46	131	2.9	11	1
Brown	2	25	12.5	23	0
Welch	5	23	4.6	7	0
Sample	1	7	7.0	7	0
Taseff	4	3	0.8	4	0
Kovac	4	1	0.3	5	0
<b>COLTS</b>	<b>345</b>	<b>1289</b>	<b>3.7</b>	<b>57†</b>	<b>10</b>
<b>OPPONENTS</b>	<b>379</b>	<b>1591</b>	<b>4.2</b>	<b>66†</b>	<b>17</b>

KICKOFF RETURNS	NO.	YDS.	AVG.	LG	TD
Sample	18	519	28.8	94†	1
Taseff	14	291	20.8	30	0
Pricer	6	88	14.7	17	0
Welch	4	80	20.0	28	0
Pellington	2	11	5.5	9	0
Moore	1	23	23.0	23	0
Sommer	1	10	10.0	10	0
Kovac	1	8	8.0	8	0
<b>COLTS</b>	<b>47</b>	<b>1030</b>	<b>21.9</b>	<b>94†</b>	<b>1</b>
<b>OPPONENTS</b>	<b>44</b>	<b>1253</b>	<b>28.5</b>	<b>97†</b>	<b>1</b>

TEAM STATISTICS	COLTS	OPP
TOTAL FIRST DOWNS	227	195
Rushing	64	86
Passing	143	98
Penalty	20	11
TOTAL NET YARDS	4245	3317
Avg. Per Game	353.8	276.4
NET YARDS RUSHING	1289	1591
Avg. Per Game	107.4	132.6
Total Rushes	345	379
NET YARDS PASSING	2956	1726
Avg. Per Game	246.3	143.8
Tackled/Yards Lost	-208	-342
Gross Yards	3164	2068
Att./Completions	392/196	298/144
Completion Pct.	50.0	48.3
Had Intercepted	24	30
PUNTS/AVERAGE	52/38.5	54/46.4
PENALTIES/YARDS	51/504	59/538
FUMBLES/BALL LOST	24/12	20/9
TOUCHDOWNS	37	27
Rushing	10	17
Passing	26	8
Defense/Kicking	0/1	1/1

RECEIVING	NO.	YDS.	AVG.	LG	TD
Berry	74	1298	17.5	70†	10
Moore	45	936	20.8	80†	9
Hawkins	25	280	11.2	49	3
Mutscheller	18	271	15.1	43†	2
DeCarlo	8	116	14.5	22	0
Richardson	8	90	11.3	23	1
Pricer	8	77	9.6	21	1
Ameche	7	56	8.0	19	0
Kovac	2	27	13.5	25	0
Taseff	1	13	13.0	13	0
<b>COLTS</b>	<b>196</b>	<b>3164</b>	<b>16.1</b>	<b>80†</b>	<b>26</b>
<b>OPPONENTS</b>	<b>144</b>	<b>2068</b>	<b>14.4</b>	<b>65†</b>	<b>8</b>

## USUAL STARTERS

### PRO BOWLERS IN BOLDFACE

OFFENSE	DEFENSE
WR Raymond Berry	LDE Gino Marchetti
LT Jim Parker	LDT Art Donovan
LG Art Spinney	RDT Gene Lipscomb
C Buzz Nutter	RDE Ordell Braase
RG Alex Sandusky	LLB Bill Pellington
RT George Praas	MLB Dick Szymanski
TE Jim Mutscheller	RLB Don Shinnick
WR Lenny Moore	LCB Bob Boyd
QB John Unitas	RCB Mill Davis
RB Alan Ameche	LS Andy Nelson
RB Alex Hawkins	RS John Sample

SCORE BY PERIODS	1	2	3	4	TOTAL
COLTS	53	123	44	68	288
OPPONENTS	23	48	62	101	234

SCORING	TDR	TDP	TDRT	PAT	FG	S	TP
Moore	4	9					78
Mytra			35-37	9-19			62
Berry		10					60
Hawkins		2	3				30
Ameche		3					18
Mutscheller		2					12
Pricer	1	1					12
Richardson		1					6
Sample			1				6
Lipscomb						1	2
Shields						1	2
<b>COLTS</b>	<b>10</b>	<b>26</b>	<b>1</b>	<b>35-37</b>	<b>9-19</b>	<b>2</b>	<b>288</b>
<b>OPPONENTS</b>	<b>17</b>	<b>8</b>	<b>2</b>	<b>27-27</b>	<b>15-30</b>	<b>2</b>	<b>234</b>

INTERCEPTIONS	NO.	YDS.	AVG.	LG	TD
Boyd	7	132	18.9	74	0
Nelson	6	47	7.8	22	0
Davis	6	32	5.3	19	0
Shinnick	5	40	8.0	11	0
Sample	4	27	6.8	18	0
Szymanski	1	15	15.0	15	0
Pellington	1	4	4.0	4	0
<b>COLTS</b>	<b>30</b>	<b>297</b>	<b>9.9</b>	<b>74</b>	<b>0</b>
<b>OPPONENTS</b>	<b>24</b>	<b>272</b>	<b>11.3</b>	<b>80†</b>	<b>1</b>

PUNTING	NO.	YDS.	AVG.	LG	BLK.
Brown	52	2001	38.5	55	0
<b>COLTS</b>	<b>52</b>	<b>2001</b>	<b>38.5</b>	<b>55</b>	<b>0</b>
<b>OPPONENTS</b>	<b>54</b>	<b>2506</b>	<b>46.4</b>	<b>62</b>	<b>0</b>

PUNT RETURNS	NO.	YDS.	AVG.	LG	TD
Sample	14	101	7.2	26	0
Taseff	6	25	4.2	7	0
Nelson	3	1	0.3	1	0
<b>COLTS</b>	<b>23</b>	<b>127</b>	<b>5.5</b>	<b>26</b>	<b>0</b>
<b>OPPONENTS</b>	<b>15</b>	<b>48</b>	<b>3.2</b>	<b>10</b>	<b>0</b>

PASSING	ATT.	COMP.	YDS.	PCT.	AVG./ATT.	TD%	INT.	INT.%	LG	RATING	
Unitas	378	190	3099	50.3	8.20	25	6.6	24	6.4	80†	73.7
Brown	13	6	65	46.2	5.00	1	7.7	0	0.0	21	87.0
Moore	1	0	0	0.0	0.00	0	0.0	0	0.0	0	39.6
<b>COLTS</b>	<b>392</b>	<b>196</b>	<b>3164</b>	<b>50.0</b>	<b>8.07</b>	<b>26</b>	<b>6.6</b>	<b>24</b>	<b>6.1</b>	<b>80†</b>	<b>74.0</b>
<b>OPPONENTS</b>	<b>298</b>	<b>144</b>	<b>2068</b>	<b>48.3</b>	<b>6.94</b>	<b>8</b>	<b>2.7</b>	<b>30</b>	<b>10.1</b>	<b>65†</b>	<b>40.6</b>

# 1961

RECORD: 8-6 COACH: WEBB EWANK

THIRD - WESTERN CONFERENCE

HOME: 5-2 CONF: 6-6

AWAY: 3-4 NCONF: 2-0

DATE	RESULTS	OPPONENT	ATTENDANCE
9/17	W 27-24	LOS ANGELES RAMS	54,259
9/24	L 15-16	DETROIT	54,259
10/1	W 34-33	MINNESOTA	54,259
10/8	L 7-45	@ Green Bay	38,669
10/15	L 10-24	@ Chicago	48,719
10/22	W 17-14	@ Detroit	53,016
10/29	L 20-21	CHICAGO	57,641
11/5	W 45-21	GREEN BAY	57,641
11/12	L 20-28	@ Minnesota	38,010
11/19	W 16-0	ST. LOUIS	56,112
11/26	W 27-6	@ Washington	41,062
12/3	W 20-17	SAN FRANCISCO	57,641
12/9	L 17-34	@ Los Angeles Rams	41,266
12/16	W 27-24	@ San Francisco	45,517

TEAM STATISTICS	COLTS	OPP
TOTAL FIRST DOWNS	274	232
Rushing	124	108
Passing	135	110
Penalty	15	14
TOTAL NET YARDS	4922	3782
Avg. Per Game	351.6	270.1
NET YARDS RUSHING	2119	1869
Avg. Per Game	151.4	133.5
Total Rushes	456	418
NET YARDS PASSING	2803	1913
Avg. Per Game	200.2	136.6
Tackled/Yards Lost	-215	-407
Gross Yards	3018	2320
Att./Completions	438/232	351/161
Completion Pct.	53.0	46.0
Had Intercepted	29	16
PUNTS/AVERAGE	42/43.0	64/41.4
PENALTIES/YARDS	69/589	66/547
FUMBLES/BALL LOST	21/13	19/8
TOUCHDOWNS	34	37
Rushing	17	17
Passing	17	18
Defense/Kicking	0/0	1/1

SCORE BY PERIODS	1	2	3	4	TOTAL
COLTS	72	101	63	66	302
OPPONENTS	57	68	92	90	307

SCORING	TDR	TDP	TDRT	PAT	FG	S	TP
Myhra				33-34	21-39		96
Moore	7	8					90
Hawkins	4	1					30
Orr		4					24
Perry	3	1					24
Mutscheller		2					12
Unitas	2						12
Smolinski		1					6
Welch	1						6
Marchetti							1 2
COLTS	17	17		33-34	21-39	1	302
OPPONENTS	17	18		2 37-37	16-26		307

RUSHING	NO.	YDS.	AVG.	LG	TD
Perry	168	675	4.0	27	3
Moore	92	648	7.0	54†	7
Hawkins	86	379	4.4	39	4
Unitas	54	190	3.5	18	2
Smolinski	31	98	3.2	14	0
Welch	1	60	60.0	60†	1
Matte	13	54	4.2	11	0
Sommer	6	10	1.7	9	0
Hill	1	4	4.0	4	0
McHan	4	1	0.3	7	0
COLTS	456	2119	4.6	60	17
OPPONENTS	418	1869	4.5	54†	17

RECEIVING	NO.	YDS.	AVG.	LG	TD
Berry	75	873	11.6	44	0
Moore	49	728	14.9	72†	8
Perry	34	322	9.5	27	1
Mutscheller	20	370	18.5	45	2
Hawkins	20	158	7.9	22	1
Orr	18	357	19.8	64	4
Smolinski	9	100	11.1	25	1
Mackey	4	66	16.5	19	0
Sommer	1	31	31.0	31	0
Matte	1	8	8.0	8	0
Szymanski	1	5	5.0	5	0
COLTS	232	3018	13.0	72†	17
OPPONENTS	161	2320	14.4	84†	18

INTERCEPTIONS	NO.	YDS.	AVG.	LG	TD
Glick	4	18	4.5	10	0
Harrison	3	43	14.3	27	0
Pellington	3	9	3.0	4	0
Shinnick	2	15	7.5	15	0
Boyd	2	0	0.0	0	0
Burkett	1	23	23.0	23	0
Taseff	1	15	15.0	15	0
COLTS	16	123	7.7	27	0
OPPONENTS	29	406	14.0	41†	1

PUNTING	NO.	YDS.	AVG.	LG	BLK.
Gilburg	42	1804	43.0	61	0
COLTS	42	1804	43.0	61	0
OPPONENTS	64	2648	41.4	67	0

PUNT RETURNS	NO.	YDS.	AVG.	LG	TD
Boyd	18	173	9.6	46	0
Taseff	5	39	7.8	23	0
Hawkins	4	20	5.0	9	0
Nelson	4	19	4.8	12	0
Harrison	1	16	16.0	16	0
Smolinski	1	2	2.0	2	0
COLTS	33	269	8.2	46	0
OPPONENTS	18	248	13.8	72†	1

KICKOFF RETURNS	NO.	YDS.	AVG.	LG	TD
Lyles	28	672	24.0	64	0
Harrison	11	250	22.7	34	0
Welch	5	146	29.2	50	0
Smolinski	3	27	9.0	23	0
Matte	2	50	25.0	30	0
Lewis	1	14	14.0	14	0
Matuszak	1	14	14.0	14	0
Mackey	1	6	6.0	6	0
Gregory	1	3	3.0	3	0
COLTS	53	1182	22.3	64	0
OPPONENTS	57	1552	27.2	55	0

## USUAL STARTERS

### PRO BOWLERS IN BOLDFACE

OFFENSE	DEFENSE
WR <b>Raymond Berry</b>	LDE <b>Gino Marchetti</b>
LT <b>Jim Parker</b>	LDT Art Donovan
LG Palmer Pyle	RDT Billy Ray Smith
C Dick Szymanski	RDE Orrell Braase
RG Alex Sandusky	LLB Bill Pellington
RT George Praas	MLB Jack Burkett
TE Jim Mutscheller	RLB Don Shinnick
WR <b>Lenny Moore</b>	LCB Bob Boyd
QB <b>John Unitas</b>	RCB Gary Glick
RB Joe Perry	LS Andy Nelson
RB Alex Hawkins	RS Bob Harrison

PASSING	ATT.	COMP.	YDS.	PCT.	AVG./ATT.	TD	TD%	INT.	INT.%	LG	RATING
Unitas	420	229	2990	54.5	7.12	16	3.8	24	5.7	72†	66.1
McHan	15	3	28	20.0	1.87	1	6.7	4	26.7	17†	22.2
Moore	2	0	0	0.0	0.00	0	0.0	1	50.0	0	0.0
Boyd	1	0	0	0.0	0.00	0	0.0	0	0.0	0	39.6
COLTS	438	232	3018	53.0	6.89	17	3.9	29	6.6	72†	60.3
OPPONENTS	351	161	2320	46.0	6.61	18	5.1	16	4.6	84†	65.9



# 1962

RECORD: 7-7 COACH: WEEB EWANK

FOURTH - WESTERN CONFERENCE

HOME: 3-4 CONF: 5-7

AWAY: 4-3 NCONF: 2-0

DATE	RESULTS	OPPONENT	ATTENDANCE
9/16	W 30-27	LOS ANGELES RAMS	54,796
9/23	W 34-7	@ Minnesota	30,787
9/30	L 20-29	DETROIT	57,966
10/7	L 13-21	SAN FRANCISCO	54,158
10/14	W 36-14	@ Cleveland	80,132
10/21	L 15-35	@ Chicago	49,066
10/28	L 6-17	GREEN BAY	57,966
11/4	W 22-3	@ San Francisco	44,875
11/11	W 14-2	@ Los Angeles Rams	39,502
11/18	L 13-17	@ Green Bay	38,669
11/25	L 0-57	CHICAGO	56,164
12/2	L 14-21	@ Detroit	53,012
12/8	W 34-21	WASHINGTON	56,964
12/16	W 42-17	MINNESOTA	53,645

TEAM STATISTICS		COLTS	OPP
TOTAL FIRST DOWNS			
Rushing	251	226	
Passing	94	91	
Penalty	145	119	
Penalty	12	16	
TOTAL NET YARDS			
	4666	4123	
Avg. Per Game	333.3	294.5	
NET YARDS RUSHING			
	1601	1504	
Avg. Per Game	114.4	107.4	
Total Rushes	448	423	
NET YARDS PASSING			
	3065	2619	
Avg. Per Game	218.9	187.1	
Tackled/Yards Lost	-265	-356	
Gross Yards	3330	2975	
Air/Completions	423/237	381/206	
Completion Pct.	56.0	54.1	
Had Intercepted	25	23	
RUNTS/AVERAGE	58/41.5	67/42.7	
PENALTIES/YARDS	63/675	71/792	
FUMBLES/BALL LOST	26/19	32/19	
TOUCHDOWNS			
Rushing	37	37	
Passing	9	17	
Defense/Kicking	27	19	
	1/0	0/1	

SCORE BY PERIODS	1	2	3	4	TOTAL
COLTS	62	60	42	129	293
OPPONENTS	55	59	64	110	288

SCORING	TDR	TOP	TDRT	PAT	FG	S	TP
Bielski		2		25-28	11-25		70
Orr		11					66
Mackey		4					24
Hawkins	4						24
Moore	2	2					24
Matte	2	1					18
Berry		3					18
Owens		2					12
Smolinski	1	1					12
Harris				6-9	1-3		9
Broose			1				6
Turner		1					6
Soul							2
TEAM							2
COLTS	9	27	1	31-37	12-28	2	293
OPPONENTS	17	19	1	35-37	9-22	2	288

RUSHING	NO.	YDS.	AVG.	LG	TD
Moore	106	470	4.4	25	2
Perry	94	359	3.8	21	0
Smolinski	85	265	3.1	11	1
Matte	74	226	3.1	29	2
Unitas	50	137	2.7	25	0
Hawkins	29	87	3.0	13t	4
Turner	1	17	17.0	17	0
Orr	1	14	14.0	14	0
Boyd	2	13	6.5	15	0
Clemens	2	9	4.5	6	0
McHan	4	4	1.0	5	0
<b>COLTS</b>	<b>448</b>	<b>1601</b>	<b>3.6</b>	<b>29</b>	<b>9</b>
<b>OPPONENTS</b>	<b>423</b>	<b>1504</b>	<b>3.6</b>	<b>45t</b>	<b>17</b>

RECEIVING	NO.	YDS.	AVG.	LG	TD
Orr	55	974	17.7	80t	11
Berry	51	687	13.5	37	3
Mackey	25	396	15.8	57	4
Owens	25	307	12.3	26	2
Perry	22	194	8.8	32	0
Moore	18	215	11.9	80	2
Bielski	15	200	13.3	22	2
Smolinski	13	128	9.9	33t	1
Matte	8	81	10.1	22	1
Hawkins	4	37	9.3	14	0
Turner	1	111	111.0	74t	1
<b>COLTS</b>	<b>237</b>	<b>3330</b>	<b>14.1</b>	<b>80t</b>	<b>27</b>
<b>OPPONENTS</b>	<b>206</b>	<b>2975</b>	<b>14.4</b>	<b>85t</b>	<b>19</b>

INTERCEPTIONS	NO.	YDS.	AVG.	LG	TD
Boyd	7	163	23.3	38	0
Shinnick	5	16	3.3	9	0
Nelson	4	20	5.0	10	0
Harris	2	52	26.0	38	0
Pellington	2	29	14.5	21	0
Burkett	2	21	10.5	12	0
Walch	1	30	30.0	30	0
<b>COLTS</b>	<b>23</b>	<b>331</b>	<b>14.4</b>	<b>38</b>	<b>0</b>
<b>OPPONENTS</b>	<b>25</b>	<b>386</b>	<b>15.4</b>	<b>40</b>	<b>0</b>

PUNTING	NO.	YDS.	AVG.	LG	BLK.
Gilburg	57	2384	41.8	62	0
McHan	1	22	22.0	22	0
<b>COLTS</b>	<b>58</b>	<b>2406</b>	<b>41.5</b>	<b>62</b>	<b>0</b>
<b>OPPONENTS</b>	<b>67</b>	<b>2861</b>	<b>42.7</b>	<b>64</b>	<b>0</b>

PUNT RETURNS	NO.	YDS.	AVG.	LG	TD
Hawkins	11	42	3.8	12	0
Turner	10	95	9.5	43	0
Harris	8	61	7.6	21	0
Boyd	3	23	7.7	23	0
Nelson	2	22	11.0	14	0
Shinnick	0	29	0.0	29	0
<b>COLTS</b>	<b>34</b>	<b>272</b>	<b>8.0</b>	<b>43</b>	<b>0</b>
<b>OPPONENTS</b>	<b>23</b>	<b>182</b>	<b>7.9</b>	<b>48</b>	<b>0</b>

KICKOFF RETURNS	NO.	YDS.	AVG.	LG	TD
Matte	27	613	22.7	42	0
Turner	20	504	25.2	37	0
Harris	3	86	28.7	31	0
Hawkins	2	35	17.5	25	0
Smolinski	2	20	10.0	14	0
Diehl	1	5	5.0	5	0
<b>COLTS</b>	<b>55</b>	<b>1263</b>	<b>23.0</b>	<b>42</b>	<b>0</b>
<b>OPPONENTS</b>	<b>52</b>	<b>1433</b>	<b>27.6</b>	<b>103t</b>	<b>1</b>

## USUAL STARTERS PRO BOWLERS IN BOLDFACE

OFFENSE		DEFENSE	
WR	Raymond Berry	LDE	<b>Gino Marchetti</b>
LT	<b>Jim Parker</b>	LDI	Jim Colvin
LG	Palmer Pyle	RDT	Billy Ray Smith
C	<b>Dick Szymanski</b>	RDE	Ordell Broose
RG	Alex Sandusky	LLB	Bill Pellington
RT	George Preas	MLB	Jack Burkett
TE	Dee Mackey	RLB	Don Shinnick
WR	Jimmy Orr	LCB	Bob Boyd
QB	<b>John Unitas</b>	RCB	Wendell Harris
RB	Joe Perry	LS	Andy Nelson
RB	<b>Lenny Moore</b>	RS	Jim Welch

PASSING	ATT.	COMP.	YDS.	PCT.	AVG./ATT.	TD	TD%	INT.	INT.%	LG	RATING
Unitas	389	222	2967	57.1	7.63	23	5.9	23	5.9	80t	76.5
McHan	20	10	278	50.0	13.90	3	15.0	2	10.0	74t	95.8
Matte	13	5	85	38.5	6.54	1	7.7	0	0.0	30	87.0
Hawkins	1	0	0	0.0	0.00	0	0.0	0	0.0	0	39.6
<b>COLTS</b>	<b>423</b>	<b>237</b>	<b>3330</b>	<b>56.0</b>	<b>7.87</b>	<b>27</b>	<b>6.4</b>	<b>25</b>	<b>5.9</b>	<b>80t</b>	<b>78.2</b>
<b>OPPONENTS</b>	<b>381</b>	<b>206</b>	<b>2975</b>	<b>54.1</b>	<b>7.81</b>	<b>19</b>	<b>5.0</b>	<b>23</b>	<b>6.0</b>	<b>85t</b>	<b>71.1</b>

# 1963

**RECORD: 8-6 COACH: DON SHULA**  
**THIRD - WESTERN CONFERENCE**  
**HOME: 4-3 CONF: 7-5**  
**AWAY: 4-3 NCONF: 1-1**

DATE	RESULTS	OPPONENT	ATTENDANCE
9/15	L 28-37	NEW YORK GIANTS	60,029
9/22	W 20-14	@ San Francisco	31,006
9/29	L 20-31	@ Green Bay	42,327
10/ 6	L 3-10	@ Chicago	48,998
10/13	W 20- 3	SAN FRANCISCO	56,962
10/20	W 25-21	@ Detroit	51,901
10/27	L 20-34	GREEN BAY	60,065
11/ 3	L 7-17	CHICAGO	60,065
11/10	W 24-21	DETROIT	59,758
11/17	W 37-34	@ Minnesota	33,136
11/24	L 16-17	@ Los Angeles Rams	48,555
12/ 1	W 36-20	@ Washington	44,006
12/ 8	W 41-10	MINNESOTA	54,122
12/15	W 19-16	LOS ANGELES RAMS	52,834

TEAM STATISTICS		COLTS	OPP
TOTAL FIRST DOWNS		257	228
Rushing		95	89
Passing		149	118
Penalty		13	21
TOTAL NET YARDS		4938	4036
Avg. Per Game		352.7	287.9
Total Plays		873	827
Avg. Per Play		5.7	4.9
NET YARDS RUSHING		1642	1794
Avg. Per Game		117.3	128.1
Total Rushes		396	434
NET YARDS PASSING		3296	2242
Avg. Per Game		235.4	160.1
Tackled/Yards Lost		44/309	45/347
Gross Yards		3605	2589
Att./Completions		433/248	348/181
Completion Pct.		57.3	52.0
Had Intercepted		12	15
PUNTS/AVERAGE		56/41.0	72/43.5
PENALTIES/YARDS		77/823	58/685
FUMBLES/BALL LOST		35/25	32/17
TOUCHDOWNS		35	36
Rushing		11	16
Passing		20	19
Defense/Kicking		4/0	1/0

SCORE BY PERIODS	1	2	3	4	TOTAL
COLTS	82	82	66	86	316
OPPONENTS	27	110	76	72	285

SCORING	TDR	TDP	TDRT	PAT	FG	S	TP
Martin				32-35	24-39		104
Mackey		7					42
Hill	5	1					30
Orr		5					30
Matte	4	1					30
Moore	2	2					24
Berry		3					18
Marchetti			1				6
Boyd			1				6
Nelson			1				6
Lockett			1				6
Lyles			1				6
Colvin						1	2
COLTS	11	20	4	32-35	24-39	1	316
OPPONENTS	16	19	1	33-36	12-27		285

RUSHING	NO.	YDS.	AVG.	LG	TD
Matte	133	541	4.1	31†	4
Hill	100	440	4.4	20†	5
Lockett	81	273	3.4	18	0
Unitas	47	224	4.8	26	0
Moore	27	136	5.0	25†	2
Cuozzo	3	26	8.7	26	0
Mackey	1	3	3.0	3	0
Craddock	1	1	1.0	1	0
Hawkins	3	-2	-0.7	0	0
<b>COLTS</b>	<b>396</b>	<b>1642</b>	<b>4.1</b>	<b>31†</b>	<b>11</b>
<b>OPPONENTS</b>	<b>434</b>	<b>1794</b>	<b>4.1</b>	<b>70†</b>	<b>16</b>

RECEIVING	NO.	YDS.	AVG.	LG	TD
Matte	48	466	9.7	49	1
Berry	44	703	16.0	64†	3
Orr	41	708	17.3	60†	5
Mackey	35	726	20.7	61†	7
Hill	22	304	13.8	55	1
Moore	21	288	13.7	34	2
Richardson	17	204	12.0	22	0
Lockett	16	158	9.9	27	1
Hawkins	3	41	13.7	19	0
Owens	1	7	7.0	7	0
<b>COLTS</b>	<b>248</b>	<b>3605</b>	<b>14.5</b>	<b>64†</b>	<b>20</b>
<b>OPPONENTS</b>	<b>181</b>	<b>2589</b>	<b>14.3</b>	<b>77†</b>	<b>19</b>

INTERCEPTIONS	NO.	YDS.	AVG.	LG	TD
Welch	4	49	12.3	15	0
Nelson	3	37	12.3	26†	1
Boyd	3	17	5.7	9	0
Lyles	2	36	18.0	36†	1
Shinnick	2	20	10.0	18	0
Logan	1	15	15.0	15	0
<b>COLTS</b>	<b>15</b>	<b>174</b>	<b>11.6</b>	<b>36†</b>	<b>2</b>
<b>OPPONENTS</b>	<b>12</b>	<b>161</b>	<b>13.4</b>	<b>39</b>	<b>1</b>

PUNTING	NO.	YDS.	AVG.	LG	BLK.
Gilburg	52	2173	41.8	64	0
Logan	4	121	30.3	55	0
<b>COLTS</b>	<b>56</b>	<b>2294</b>	<b>41.0</b>	<b>64</b>	<b>0</b>
<b>OPPONENTS</b>	<b>72</b>	<b>3133</b>	<b>43.5</b>	<b>64</b>	<b>0</b>

PUNT RETURNS	NO.	YDS.	AVG.	LG	TD
Logan	28	279	10.0	38	0
Hawkins	17	156	9.2	50	0
Richardson	5	43	8.6	19	0
Moore	2	7	3.5	7	0
Hill	1	0	0.0	0	0
<b>COLTS</b>	<b>53</b>	<b>485</b>	<b>9.2</b>	<b>50</b>	<b>0</b>
<b>OPPONENTS</b>	<b>19</b>	<b>119</b>	<b>6.3</b>	<b>23</b>	<b>0</b>

KICKOFF RETURNS	NO.	YDS.	AVG.	LG	TD
Matte	16	331	20.7	34	0
Mackey	9	271	30.1	41	0
Harris	8	198	24.8	41	0
Logan	8	170	21.3	31	0
Lockett	3	52	17.3	28	0
Gilburg	3	29	9.7	26	0
Hill	2	32	16.0	17	0
Richardson	1	16	16.0	16	0
Parker	1	15	15.0	15	0
Bielski	1	0	0.0	0	0
<b>COLTS</b>	<b>52</b>	<b>1114</b>	<b>21.4</b>	<b>41</b>	<b>0</b>
<b>OPPONENTS</b>	<b>66</b>	<b>1520</b>	<b>23.0</b>	<b>58</b>	<b>0</b>

## USUAL STARTERS PRO BOWLERS IN BOLDFACE

OFFENSE		DEFENSE	
<b>WR</b> Raymond Berry	<b>LDE</b> Gino Marchetti		
<b>LT</b> Bob Vogel	<b>LDT</b> Jim Colvin		
<b>LG</b> Jim Parker	<b>RDT</b> Fred Miller		
<b>C</b> Dick Szymanski	<b>RDE</b> Ordell Brause		
<b>RG</b> Alex Sandusky	<b>LLB</b> Jack Burkett		
<b>RT</b> George Preas	<b>MLB</b> Bill Fellington		
<b>TE</b> John Mackey	<b>RLB</b> Don Shinnick		
<b>WR</b> Jimmy Orr	<b>LCB</b> Bob Boyd		
<b>OB</b> John Unitas	<b>RCB</b> Lenny Lyles		
<b>RB</b> Tom Matte	<b>LS</b> Andy Nelson		
<b>RB</b> Lenny Moore,	<b>RS</b> Jim Welch		
<b>J.W. Lockett</b>			

PASSING	ATT.	COMP.	YDS.	PCT.	AVG./ATT.	TD	TD%	INT.	INT.%	LG	SACKED	RATING
Unitas	410	237	3481	57.8	8.49	20	4.9	12	2.9	64†	42/298	90.0
Cuozzo	17	10	104	58.8	6.12	0	0.0	0	0.0	19	2/ 11	76.6
Matte	5	1	20	20.0	4.00	0	0.0	0	0.0	20	0/ 0	43.8
McHals	1	0	0	0.0	0.00	0	0.0	0	0.0	0	0/ 0	39.6
<b>COLTS</b>	<b>433</b>	<b>248</b>	<b>3605</b>	<b>57.4</b>	<b>8.33</b>	<b>20</b>	<b>4.6</b>	<b>12</b>	<b>2.8</b>	<b>64†</b>	<b>44/309</b>	<b>88.4</b>
<b>OPPONENTS</b>	<b>348</b>	<b>181</b>	<b>2589</b>	<b>52.0</b>	<b>7.44</b>	<b>19</b>	<b>5.5</b>	<b>15</b>	<b>4.3</b>	<b>77†</b>	<b>45/347</b>	<b>76.7</b>

# 1964

RECORD: 12-2 COACH: DON SHULA

FIRST - WESTERN CONFERENCE

HOME: 7-1 CONF: 10-2

AWAY: 5-1 NCONF: 2-0

DATE	RESULTS	OPPONENT	ATTENDANCE
9/13	L 24-34	@ Minnesota	35,563
9/20	W 21-20	@ Green Bay	42,327
9/27	W 52-0	CHICAGO	56,537
10/4	W 35-20	LOS ANGELES RAMS	56,537
10/12	W 47-27	ST. LOUIS	60,213
10/18	W 24-21	GREEN BAY	60,213
10/25	W 34-0	@ Detroit	57,814
11/1	W 37-7	SAN FRANCISCO	60,213
11/8	W 40-24	@ Chicago	47,891
11/15	W 17-14	MINNESOTA	60,213
11/22	W 24-7	@ Los Angeles Rams	72,137
11/29	W 14-3	@ San Francisco	33,642
12/6	L 14-31	DETROIT	60,213
12/13	W 45-17	WASHINGTON	60,213
12/27	L 0-27	@ Cleveland	79,544

TEAM STATISTICS	COLTS	OPP
TOTAL FIRST DOWNS	245	242
Rushing	100	93
Passing	129	121
Penalty	16	28
TOTAL NET YARDS	4779	3930
Avg. Per Game	341.4	280.7
Total Plays	840	864
Avg. Per Play	5.7	4.6
NET YARDS RUSHING	2007	1798
Avg. Per Game	143.4	128.4
Total Rushes	456	422
NET YARDS PASSING	2772	2132
Avg. Per Game	198.0	152.3
Incompleted/Yards Lost	39/273	57/489
Gross Yards	3045	2621
Air./Completions	345/176	385/217
Completion Pct.	51.0	56.4
Had Intercepted	9	23
PUNTS/AVERAGE	59/41.8	73/44.0
PENALTIES/YARDS	74/785	59/641
FUMBLES/BALL LOST	31/10	28/18
TOUCHDOWNS	54	28
Rushing	29	13
Passing	22	14
Defense/Kicking	2/1	0/1

SCORE BY PERIODS	1	2	3	4	TOTAL
COLTS	88	96	130	114	428
OPPONENTS	38	59	48	80	225

SCORING	TDR	TDP	TDRT	PAT	FG	5	TP
Moore	16	3	1				120
Michaels					53-54	17-35	104
Orr		6					36
Berry		6					36
Hill	5	1					36
Lorick	4						24
Looney	1	1					12
Unitas	2						12
Mackey		2					12
Wilson		1					6
Matte	1						6
Logan			1				6
Stonebreaker			1				6
Hawkins		1					6
Petties		1					6
COLTS	29	22	3	53-54	17-35		428
OPPONENTS	13	14	1	27-28	10-24		225

RUSHING	NO.	YDS.	AVG.	LG	TD
Moore	157	584	3.7	32	16
Lorick	100	513	5.1	60	4
Hill	88	384	4.4	50	5
Matte	42	215	5.1	80	1
Unitas	37	162	4.4	20	2
Looney	23	127	5.5	58	1
Boyd	1	25	25.0	25	0
Mackey	1	-1	-1.0	-1	0
Cuzzo	7	-2	-0.3	10	0
<b>COLTS</b>	<b>456</b>	<b>2007</b>	<b>4.4</b>	<b>80</b>	<b>29</b>
<b>OPPONENTS</b>	<b>422</b>	<b>1798</b>	<b>4.3</b>	<b>51</b>	<b>13</b>

RECEIVING	NO.	YDS.	AVG.	LG	TD
Berry	43	663	15.4	46	6
Orr	40	867	21.7	69	6
Mackey	22	406	18.5	62	2
Moore	21	472	22.5	74	3
Hill	14	113	8.1	27	1
Lorick	11	164	14.9	59	0
Matte	10	169	16.9	30	0
Wilson	7	86	12.3	20	1
Richardson	3	42	14.0	16	0
Hawkins	2	42	21.0	27	1
Petties	2	20	10.0	15	1
Looney	1	1	0.0	1	1
<b>COLTS</b>	<b>176</b>	<b>3045</b>	<b>17.3</b>	<b>74</b>	<b>22</b>
<b>OPPONENTS</b>	<b>217</b>	<b>2621</b>	<b>12.1</b>	<b>63</b>	<b>14</b>

INTERCEPTIONS	NO.	YDS.	AVG.	LG	TD
Boyd	9	185	20.6	47	0
Logan	6	91	15.2	30	1
Shinnick	3	10	3.3	9	0
Lyles	2	40	20.0	23	0
Pellington	2	20	10.0	13	0
Harris	1	20	20.0	20	0
<b>COLTS</b>	<b>23</b>	<b>366</b>	<b>15.9</b>	<b>47</b>	<b>1</b>
<b>OPPONENTS</b>	<b>9</b>	<b>119</b>	<b>13.2</b>	<b>30</b>	<b>0</b>

PUNTING	NO.	YDS.	AVG.	LG	BLK.
Looney	32	1358	42.4	64	0
Gilburg	27	1106	41.0	58	0
<b>COLTS</b>	<b>59</b>	<b>2464</b>	<b>41.8</b>	<b>64</b>	<b>0</b>
<b>OPPONENTS</b>	<b>73</b>	<b>3212</b>	<b>44.0</b>	<b>68</b>	<b>0</b>

PUNT RETURNS	NO.	FC	YDS.	AVG.	LG	TD
Harris	17	5	214	12.6	39	0
Hawkins	16	4	122	7.6	30	0
Logan	13	0	111	8.5	22	0
Haymond	1	1	6	6.0	6	0
Davis	1	0	0	0.0	0	0
<b>COLTS</b>	<b>48</b>	<b>10</b>	<b>453</b>	<b>9.4</b>	<b>39</b>	<b>0</b>
<b>OPPONENTS</b>	<b>25</b>	<b>-</b>	<b>175</b>	<b>7.0</b>	<b>65</b>	<b>1</b>

KICKOFF RETURNS	NO.	YDS.	AVG.	LG	TD
Looney	14	345	24.6	42	0
Lorick	13	385	29.6	71	0
Hill	4	85	21.3	26	0
Matte	3	71	23.7	34	0
Gilburg	1	19	19.0	19	0
Davis	1	12	12.0	12	0
Fatties	1	9	9.0	9	0
Haymond	1	0	0.0	0	0
Boyd	1	0	0.0	0	0
<b>COLTS</b>	<b>39</b>	<b>926</b>	<b>23.7</b>	<b>71</b>	<b>0</b>
<b>OPPONENTS</b>	<b>70</b>	<b>1490</b>	<b>21.3</b>	<b>56</b>	<b>0</b>

## USUAL STARTERS PRO BOWLERS IN BOLDFACE

OFFENSE	DEFENSE
<b>WR</b> Raymond Berry	<b>LDE</b> Gino Marchetti
<b>LT</b> Bob Vogel	LDT Fred Miller
<b>LG</b> Jim Parker	RDT Billy Ray Smith
<b>C</b> Dick Stymanski	RDE Orrell Braase
RG Alex Sandusky	LB Steve Stonebreaker
RT George Preas	MLB Bill Pellington
TE John Mackey	RLB Don Shinnick
WR Jimmy Orr	<b>LCB</b> Bob Boyd
<b>QB</b> John Unitas	RCB Lenny Lyles
<b>RB</b> Lenny Moore	LS Jerry Logan
RB Jerry Hill,	RS Jim Welch
Tony Lorick	

PASSING	ATT.	COMP.	YDS.	PCT.	AVG./ATT.	TD	TD%	INT.	INT. %	LG	SACKED	RATING
Unitas	305	158	2824	51.8	9.26	19	6.2	6	2.0	74	37/254	96.4
Cuzzo	36	15	163	41.7	4.53	2	5.6	3	8.3	22	2/ 19	39.5
Matte	4	3	58	75.0	14.50	1	25.0	0	0.0	22	0/ 0	156.3
<b>COLTS</b>	<b>345</b>	<b>176</b>	<b>3045</b>	<b>51.0</b>	<b>8.83</b>	<b>22</b>	<b>6.4</b>	<b>9</b>	<b>2.6</b>	<b>74</b>	<b>39/273</b>	<b>91.8</b>
<b>OPPONENTS</b>	<b>385</b>	<b>217</b>	<b>2621</b>	<b>56.4</b>	<b>6.81</b>	<b>14</b>	<b>3.6</b>	<b>23</b>	<b>5.9</b>	<b>63</b>	<b>57/489</b>	<b>64.6</b>

# 1965

**RECORD: 10-3-1 COACH: DON SHULA**  
**TIED FIRST - WESTERN CONFERENCE**  
**HOME: 5-2 CONF: 8-3-1**  
**AWAY: 5-1-1 NCONF: 2-0**

DATE	RESULTS	OPPONENT	ATTENDANCE
9/19	W 35-16	MINNESOTA	56,562
9/26	L 17-20	Green Bay at Milw.	48,130
10/3	W 27-24	SAN FRANCISCO	58,609
10/10	W 31-7	DETROIT	60,238
10/17	W 38-7	@ Washington	50,405
10/24	W 35-20	LOS ANGELES RAMS	60,238
10/31	W 34-28	@ San Francisco	45,827
11/7	W 26-21	@ Chicago	45,656
11/14	W 41-21	@ Minnesota	47,426
11/21	W 34-24	PHILADELPHIA	60,238
11/25	T 24-24	@ Detroit	55,036
12/5	L 0-13	CHICAGO	60,238
12/12	L 27-42	GREEN BAY	60,238
12/18	W 20-17	@ L.A. Rams	46,636
<b>12/26</b>	<b>L 10-13</b>	<b>@ Green Bay</b>	<b>OT 50,484</b>
<b>1/9</b>	<b>W 35-3</b>	<b>Dallas (at Miami)</b>	<b>65,569</b>

TEAM STATISTICS	COLTS	OPP
TOTAL FIRST DOWNS	266	233
Rushing	94	78
Passing	144	131
Penalty	28	24
TOTAL NET YARDS	4598	4045
Avg. Per Game	328.4	288.9
Total Plays	887	849
Avg. Per Play	5.2	4.8
NET YARDS RUSHING	1593	1483
Avg. Per Game	113.8	105.9
Total Rushes	445	410
NET YARDS PASSING	3005	2562
Avg. Per Game	214.6	183.0
Tackled/Yards Lost	43/325	39/341
Gross Yards	3330	2903
Att./Completions	399/222	400/213
Completion Pct.	55.6	53.3
Had Intercepted	17	22
PUNTS/AVERAGE	56/39.6	71/43.9
PENALTIES/YARDS	69/616	80/786
FUMBLES/BALL LOST	31/19	33/14
TOUCHDOWNS	48	35
Rushing	13	11
Passing	31	22
Defense/Kicking	4/0	1/1

SCORE BY PERIODS	1	2	3	4	TOTAL
COLTS	64	140	69	116	389
OPPONENTS	55	93	78	58	284

SCORING	TDR	TDP	TDRPT	PAT	FG	5	TP
Michaels				48-48	17-28	1	101
Orr		10					60
Moore	5	3					48
Berry		7					42
Mackey		7					42
Hill	5						30
Lorick	1	2					18
Logan			2				12
Boyd			1				6
Haymond			1				6
Matte	1						6
Unitas	1						6
Richardson			1				6
Hawkins			1				6
<b>COLTS</b>	<b>13</b>	<b>31</b>	<b>4</b>	<b>48-48</b>	<b>17-28</b>	<b>1</b>	<b>389</b>
<b>OPPONENTS</b>	<b>11</b>	<b>22</b>	<b>2</b>	<b>35-35</b>	<b>13-23</b>		<b>284</b>

RUSHING	NO.	YDS.	AVG.	LG	TD
Hill	147	516	3.5	20	5
Moore	133	464	3.5	28†	5
Lorick	63	296	4.7	38	1
Matte	69	235	3.4	20	1
Unitas	17	68	4.0	18†	1
Cuozzo	6	8	1.3	10	0
Mackey	1	7	7.0	7	0
Curtis	6	1	0.2	4	0
Fells	2	0	0.0	2	0
Brown	1	-2	-2.0	-2	0
<b>COLTS</b>	<b>445</b>	<b>1593</b>	<b>3.6</b>	<b>38</b>	<b>13</b>
<b>OPPONENTS</b>	<b>410</b>	<b>1483</b>	<b>3.6</b>	<b>62†</b>	<b>11</b>

RECEIVING	NO.	YDS.	AVG.	LG	TD
Berry	58	739	12.7	40	7
Orr	45	847	18.8	57	10
Mackey	40	814	20.4	68†	7
Moore	27	414	15.3	52†	3
Hill	20	112	5.6	20	0
Lorick	15	184	12.3	49†	2
Matte	12	131	10.9	15	0
Hawkins	2	32	16.0	27	1
Wilson	1	38	38.0	38	0
Richardson	1	14	14.0	14†	1
Curtis	1	5	5.0	5	0
<b>COLTS</b>	<b>222</b>	<b>3330</b>	<b>15.0</b>	<b>68†</b>	<b>31</b>
<b>OPPONENTS</b>	<b>213</b>	<b>2903</b>	<b>13.6</b>	<b>65†</b>	<b>22</b>

INTERCEPTIONS	NO.	YDS.	AVG.	LG	TD
Boyd	9	78	8.7	24	1
Harris	3	77	25.7	36	0
Haymond	3	47	15.7	30†	1
Logan	2	74	37.0	38†	2
yles	1	28	28.0	28	0
Goubatz	1	5	5.0	5	0
Smith	1	5	5.0	5	0
Skinnick	1	4	4.0	4	0
Stonebreaker	1	0	0.0	0	0
<b>COLTS</b>	<b>22</b>	<b>318</b>	<b>14.5</b>	<b>38</b>	<b>4</b>
<b>OPPONENTS</b>	<b>17</b>	<b>341</b>	<b>20.1</b>	<b>87</b>	<b>1</b>

PUNTING	NO.	YDS.	AVG.	LG	BLK.
Gilburg	54	2139	39.6	66	0
Brown	2	80	40.0	49	0
<b>COLTS</b>	<b>56</b>	<b>2219</b>	<b>39.6</b>	<b>66</b>	<b>0</b>
<b>OPPONENTS</b>	<b>71</b>	<b>3119</b>	<b>43.9</b>	<b>65</b>	<b>0</b>

PUNT RETURNS	NO.	FC	YDS.	AVG.	LG	TD
Haymond	41	9	403	9.8	55	0
Hawkins	4	2	18	4.5	11	0
<b>COLTS</b>	<b>45</b>	<b>11</b>	<b>421</b>	<b>9.4</b>	<b>55</b>	<b>0</b>
<b>OPPONENTS</b>	<b>26</b>	<b>-</b>	<b>198</b>	<b>7.6</b>	<b>44</b>	<b>0</b>

KICKOFF RETURNS	NO.	YDS.	AVG.	LG	TD
Haymond	20	614	30.7	53	0
Fells	10	193	19.3	36	0
Lorick	9	211	23.4	30	0
Matte	8	211	26.4	46	0
Curtis	2	10	5.0	10	0
Hawkins	2	0	0.0	0	0
Hill	1	3	3.0	3	0
<b>COLTS</b>	<b>52</b>	<b>1242</b>	<b>23.9</b>	<b>53</b>	<b>0</b>
<b>OPPONENTS</b>	<b>63</b>	<b>1346</b>	<b>21.4</b>	<b>101†</b>	<b>1</b>

## USUAL STARTERS

### PRO BOWLERS IN BOLDFACE

OFFENSE	DEFENSE
WR <b>Raymond Berry</b>	LDE <b>Low Michaels</b>
<b>LT Bob Vogel</b>	LDT <b>Fred Miller</b>
<b>LG Jim Parker</b>	RDT <b>Billy Ray Smith</b>
C <b>Dick Szymanski</b>	RDE <b>Ordell Brasse</b>
<b>Buzz Nutter</b>	LLB <b>Steve Stonebreaker</b>
RG <b>Alex Sandusky</b>	MLB <b>Dennis Goubatz</b>
RT <b>George Preas</b>	RLB <b>Don Shinnick</b>
<b>TE John Mackey</b>	LCB <b>Bob Boyd</b>
WR <b>Jimmy Orr</b>	RCB <b>Lenny Iyles</b>
QB <b>John Unitas</b>	LS <b>Jerry Logan</b>
RB <b>Lenny Moore</b>	RS <b>Wendell Harris</b>
RB <b>Jerry Hill</b>	

PASSING	ATT.	COMP.	YDS.	PCT.	AVG./ATT.	TD	TD%	INT.	INT.%	LG	SACKED	RATING
Unitas	282	164	2530	58.2	8.97	23	8.2	12	4.3	61	29/221	97.4
Cuozzo	105	54	700	51.4	6.67	7	6.7	4	3.8	44	10/73	79.1
Matte	7	1	19	14.3	2.71	0	0.0	1	14.3	19	1/7	0.0
Brown	5	3	81	60.0	16.20	1	20.0	0	0.0	68†	3/24	143.8
<b>COLTS</b>	<b>399</b>	<b>222</b>	<b>3330</b>	<b>55.6</b>	<b>8.35</b>	<b>31</b>	<b>7.8</b>	<b>17</b>	<b>4.3</b>	<b>68†</b>	<b>43/325</b>	<b>91.4</b>
<b>OPPONENTS</b>	<b>400</b>	<b>213</b>	<b>2903</b>	<b>53.3</b>	<b>7.27</b>	<b>22</b>	<b>5.5</b>	<b>22</b>	<b>5.5</b>	<b>65†</b>	<b>39/341</b>	<b>72.1</b>

# 1966

**RECORD: 9-5 COACH: DON SHULA**  
**SECOND - WESTERN CONFERENCE**  
**HOME: 5-2 CONF: 7-5**  
**AWAY: 4-3 NCONF: 2-0**

DATE	RESULTS	OPPONENT	ATTENDANCE
9/10	L 3-24	Green Bay of Milw.	48,650
9/18	W 38-23	@ Minnesota	47,426
9/25	W 36-14	SAN FRANCISCO	56,715
10/ 9	L 17-27	@ Chicago	47,452
10/16	W 45-14	DETROIT	60,238
10/23	W 20-17	MINNESOTA	60,238
10/30	W 17- 3	@ Los Angeles Rams	57,898
11/ 6	W 37-10	WASHINGTON	60,238
11/13	W 19- 7	@ Atlanta	58,850
11/20	L 14-20	@ Detroit	52,383
11/27	L 7-23	LOS ANGELES RAMS	60,238
12/ 4	W 21-16	CHICAGO	60,238
12/10	L 10-14	GREEN BAY	60,238
12/18	W 30-14	@ San Francisco	40,005
<b>1/ 8</b>	<b>W 20-14</b>	<b>Philadelphia (@ Miami)</b>	<b>58,088</b>

TEAM STATISTICS	COLTS	OPP
TOTAL FIRST DOWNS	237	245
Rushing	82	94
Passing	142	134
Penalty	13	17
TOTAL NET YARDS	4486	4091
Avg. Per Game	320.4	292.2
Total Plays	849	932
Avg. Per Play	5.3	4.4
NET YARDS RUSHING	1556	1733
Avg. Per Game	111.1	123.8
Total Rushes	418	460
NET YARDS PASSING	2930	2358
Avg. Per Game	209.3	168.4
Tackled/Yards Lost	30/242	47/401
Gross Yards	3172	2759
Att./Completions	401/221	425/240
Completion Pct.	55.1	56.5
Had Intercepted	27	22
PUNTS/AVERAGE	49/45.6	71/40.6
PENALTIES/YARDS	64/617	69/704
FUMBLES/BALL LOST	19/12	25/18
TOUCHDOWNS	36	25
Rushing	7	7
Passing	26	14
Defense/Kicking	3/0	4/0

SCORE BY PERIODS	1	2	3	4	TOTAL
COLTS	36	113	61	104	314
OPPONENTS	50	58	60	58	226

SCORING	TDR	TDP	TDRT	PAT	FG	S	TP
Michaels				35-36	21-39		98
Mackey	9						54
Berry		7					42
Moore	3						18
Matte		3					18
Lorick	3						18
Orr		3					18
Wilson		2					12
Richardson		2					12
Curtis			1				6
Boyd			1				6
Unitas	1						6
Haymond			1				6
<b>COLTS</b>	<b>7</b>	<b>26</b>	<b>3</b>	<b>35-36</b>	<b>21-39</b>		<b>314</b>
<b>OPPONENTS</b>	<b>7</b>	<b>14</b>	<b>4</b>	<b>25-25</b>	<b>17-33</b>		<b>226</b>

RUSHING	NO.	YDS.	AVG.	LG	TD
Lorick	143	524	3.7	41	3
Hill	104	395	3.8	12	0
Matte	86	381	4.4	30	0
Moore	63	209	3.3	18	3
Unitas	20	44	2.2	16	1
Cuozzo	1	9	9.0	9	0
Mackey	1	-6	-6.0	-6	0
<b>COLTS</b>	<b>418</b>	<b>1556</b>	<b>3.7</b>	<b>41</b>	<b>7</b>
<b>OPPONENTS</b>	<b>460</b>	<b>1733</b>	<b>3.8</b>	<b>52</b>	<b>7</b>

RECEIVING	NO.	YDS.	AVG.	LG	TD
Berry	56	786	14.0	40	7
Mackey	50	829	16.6	89	9
Orr	37	618	16.7	61	3
Matte	23	307	13.4	35	3
Moore	21	260	12.4	36	0
Richardson	14	246	17.6	69	2
Lorick	12	81	6.8	19	0
Hill	5	18	3.6	7	0
Wilson	3	27	9.0	11	2
<b>COLTS</b>	<b>221</b>	<b>3172</b>	<b>14.4</b>	<b>89</b>	<b>26</b>
<b>OPPONENTS</b>	<b>240</b>	<b>2759</b>	<b>12.5</b>	<b>99</b>	<b>14</b>

INTERCEPTIONS	NO.	YDS.	AVG.	LG	TD
Boyd	6	114	19.0	37	1
Haymond	4	88	22.0	52	1
Logan	3	13	4.3	13	0
Shinnick	3	4	1.3	4	0
Gaubatz	2	12	6.0	10	0
Davis	1	15	15.0	15	0
Stonebreaker	1	8	8.0	8	0
Brown	1	7	7.0	7	0
Lyles	1	6	6.0	6	0
<b>COLTS</b>	<b>22</b>	<b>267</b>	<b>12.1</b>	<b>52</b>	<b>2</b>
<b>OPPONENTS</b>	<b>27</b>	<b>438</b>	<b>16.2</b>	<b>55</b>	<b>3</b>

PUNTING	NO.	YDS.	AVG.	LG	BLK.
Lee	49	2233	45.6	64	1
<b>COLTS</b>	<b>49</b>	<b>2233</b>	<b>45.6</b>	<b>64</b>	<b>1</b>
<b>OPPONENTS</b>	<b>71</b>	<b>2882</b>	<b>40.6</b>	<b>62</b>	<b>0</b>

PUNT RETURNS	NO.	FC	YDS.	AVG.	LG	TD
Haymond	40	8	347	8.7	64	0
Davis	2	1	7	3.5	4	0
Logan	1	1	3	3.0	3	0
Matte	1	1	0	0.0	0	0
Allen	1	0	0	0.0	0	0
<b>COLTS</b>	<b>45</b>	<b>11</b>	<b>357</b>	<b>7.9</b>	<b>64</b>	<b>0</b>
<b>OPPONENTS</b>	<b>30</b>	<b>8</b>	<b>130</b>	<b>4.3</b>	<b>24</b>	<b>0</b>

KICKOFF RETURNS	NO.	YDS.	AVG.	LG	TD
Moore	18	453	25.2	54	0
Haymond	10	223	22.3	29	0
Lorick	10	214	21.4	37	0
Curtis	3	64	21.3	34	0
Matte	3	55	18.3	31	0
Allen	3	53	17.7	20	0
Baldwin	2	18	9.0	18	0
Brown	2	14	7.0	11	0
<b>COLTS</b>	<b>51</b>	<b>1094</b>	<b>21.5</b>	<b>54</b>	<b>0</b>
<b>OPPONENTS</b>	<b>63</b>	<b>1320</b>	<b>21.0</b>	<b>40</b>	<b>0</b>

## USUAL STARTERS PRO BOWLERS IN BOLDFACE

OFFENSE	DEFENSE
WR Raymond Berry	LDE Lou Michaels
LT Bob Vogel	LDT Billy Ray Smith
LG Dan Sullivan	RDT Fred Miller
C Dick Szymanski	<b>RDE Ordell Braase</b>
RG Alex Sandusky	ILB Jack Burkett
RT Jim Parker	Steve Stonebreaker
<b>TE John Mackey</b>	MLB Dennis Gaubatz
WR Jimmy Orr	RLB Don Shinnick
<b>QB John Unitas</b>	LCB Bob Boyd
RB Lenny Moore	<b>RCB Lenny Lyles</b>
RB Tony Lorick,	LS Jerry Logan
Jerry Hill	RS Alvin Haymond

PASSING	ATT.	COMP.	YDS.	PCT.	AVG./ATT.	TD	TD%	INT.	INT.%	LG	SACKED	RATING
Unitas	348	195	2748	56.0	7.90	22	6.3	24	6.9	89	21/146	74.0
Cuozzo	50	26	424	52.0	8.48	4	8.0	2	4.0	69	8/ 82	90.8
Matte	3	0	0	0.0	0.00	0	0.0	1	33.3	0	0/ 0	0.0
Moore	0	0	0	0.0	0.00	0	0.0	0	0.0	0	1/ 14	0.0
<b>COLTS</b>	<b>401</b>	<b>221</b>	<b>3172</b>	<b>55.1</b>	<b>7.91</b>	<b>26</b>	<b>6.5</b>	<b>27</b>	<b>6.7</b>	<b>89</b>	<b>30/242</b>	<b>74.5</b>
<b>OPPONENTS</b>	<b>425</b>	<b>240</b>	<b>2759</b>	<b>56.5</b>	<b>6.49</b>	<b>14</b>	<b>3.3</b>	<b>22</b>	<b>5.2</b>	<b>99</b>	<b>47/401</b>	<b>65.5</b>

1967

RECORD: 11-1-2 COACH: DON SHULA

TIED FIRST - COASTAL DIVISION

HOME: 6-0-1 AWAY: 5-1-1

DIV: 4-1-1 CONF: 7-1-2 NCONF: 4-0

DATE	RESULTS	OPPONENT	ATTENDANCE
9/17	W 38-31	ATLANTA	56,715
9/24	W 38-6	@ Philadelphia	60,755
10/1	W 41-7	SAN FRANCISCO	60,238
10/8	W 24-3	@ Chicago	47,190
10/15	T 24-24	LOS ANGELES RAMS	60,238
10/22	T 20-20	@ Minnesota	47,693
10/29	W 17-13	@ Washington	50,574
11/5	W 13-10	GREEN BAY	60,238
11/12	W 49-7	@ Atlanta	58,850
11/19	W 41-7	DETROIT	60,238
11/26	W 26-9	@ San Francisco	44,815
12/3	W 23-17	DALLAS	60,238
12/10	W 30-10	NEW ORLEANS	60,238
12/17	L 10-34	@ Los Angeles Rams	77,277

TEAM STATISTICS	COLTS	OPP
TOTAL FIRST DOWNS	289	208
Rushing	105	78
Passing	159	116
Penalty	25	14
TOTAL NET YARDS	5008	3843
Avg. Per Game	357.7	274.5
Total Plays	925	818
Avg. Per Play	5.4	4.7
NET YARDS RUSHING	1645	1411
Avg. Per Game	117.5	100.8
Total Rushes	443	387
NET YARDS PASSING	3363	2432
Avg. Per Game	240.2	173.7
Tackled/Yards Lost	25/198	36/246
Gross Yards	3561	2678
Att./Completions	457/265	395/221
Completion Pct.	58.0	55.9
Had Intercepted	17	32
PUNTS/AVERAGE	49/42.3	69/39.4
PENALTIES/YARDS	52/458	82/927
FUMBLES/BALL LOST	13/8	17/8
TOUCHDOWNS	48	21
Rushing	21	5
Passing	22	13
Defense/Kicking	4/1	2/1

SCORE BY PERIODS	1	2	3	4	TOTAL
COLTS	78	122	69	135	394
OPPONENTS	26	50	57	65	198

SCORING	TDR	TDP	TDR	PAT	FG	S	TP
Michaels			46-48	20-37			106
Matte	9	3					72
Richardson		8					48
Lorick	6						36
Hawkins		4					24
Moore	4						24
Mackey		3					18
Perkins		2					12
Hill	2						12
Boyd		1					6
Orr		1					6
Berry		1					6
Volk			1				6
Logan			1				6
Lyles			1				6
Braase			1				6
COLTS	21	22	5	46-48	20-37		394
OPPONENTS	5	13	3	21-21	17-28		198

FGS	1-19	20-29	30-39	40-49	50+	TOT.
Michaels	6-7	5-7	3-10	4-9	2-4	20-37
COLTS	6-7	5-7	3-10	4-9	2-4	20-37
OPP.	3-3	3-3	6-9	5-11	0-2	17-28
Michaels:	16,42	(37,52)	30,20,42,40	(47,X)		
	45,33,44	(25,41,10)	(46,12,30)	(32,57)	(33)	
	(54,29,33)	(10,12,47,26)	(29,53,27)			
	(35,21,17)	(37,14)				
OPP.:	(47,48)	(9,35)	(42)	(35)	(47,50,33,47)	(47,28,11)
	(42,35)	(49,42)	(30,37,50)	(26,43)	(33,33)	(17)
	(35)	(47,23)				

RUSHING	NO.	YDS.	AVG.	LG	TD
Matte	147	636	4.3	30	9
Lorick	133	436	3.3	22	6
Hill	90	311	3.5	18	2
Moore	42	132	3.1	21	4
Unitas	22	89	4.1	12	0
Ward	5	23	4.6	8	0
Hawkins	2	12	6.0	7	0
Welch	2	6	3.0	4	0
COLTS	443	1645	3.7	30	21
OPPONENTS	387	1411	3.6	27	5

RECEIVING	NO.	YDS.	AVG.	LG	TD
Richardson	63	860	13.7	31	8
Mackey	55	687	12.5	34	3
Matte	35	496	14.2	88	3
Hawkins	27	469	17.4	54	4
Lorick	22	188	8.6	34	0
Hill	19	156	8.2	33	0
Perkins	16	302	18.9	57	2
Moore	13	153	11.8	37	0
Berry	11	167	15.2	40	1
Orr	3	72	24.0	55	1
Alley	1	11	11.0	11	0
COLTS	265	3561	13.4	88	22
OPPONENTS	221	2678	12.1	80	13

INTERCEPTIONS	NO.	YDS.	AVG.	LG	TD
Volk	6	145	24.2	94	1
Boyd	6	145	24.2	41	1
Lyles	5	59	11.8	36	1
Logan	4	22	5.5	11	0
Shinnick	3	20	6.7	17	0
Haymond	2	33	16.5	33	0
Stukes	2	13	6.5	13	0
Gaubatz	2	10	5.0	5	0
Curtis	1	6	6.0	6	0
Porter	1	0	0.0	0	0
COLTS	32	453	14.2	94	3
OPPONENTS	17	272	16.0	77	2

PUNTING	NO.	YDS.	AVG.	LG	BLK.
Lee	49	2075	42.3	68	0
COLTS	49	2075	42.3	68	0
OPPONENTS	69	2718	39.4	62	1

PUNT RETURNS	NO.	FC	YDS.	AVG.	LG	TD
Haymond	26	4	155	6.0	31	0
Volk	11	5	88	8.0	24	0
Logan	5	1	80	16.0	43	1
COLTS	42	10	323	7.7	43	1
OPPONENTS	21	6	144	6.9	40	0

KICKOFF RETURNS	NO.	YDS.	AVG.	LG	TD
Moore	16	392	24.5	37	0
Haymond	13	326	25.1	48	0
Lorick	8	212	26.5	37	0
Logan	2	17	8.5	10	0
Stukes	1	19	19.0	19	0
Matte	1	14	14.0	14	0
Davis	1	8	8.0	8	0
COLTS	42	988	23.5	48	0
OPPONENTS	65	1483	22.8	99	1

USUAL STARTERS  
PRO BOWLERS IN BOLDFACE

OFFENSE	DEFENSE
WR Raymond Berry,	LDE Ray Hilton,
Ray Perkins	Lou Michaels
LT <b>Bob Vogel</b>	LDT <b>Fred Miller</b>
LG Glenn Ressler	RDT Billy Ray Smith
C Dick Szymanski	RDE <b>Ordell Braase</b>
RG Dan Sullivan	LLB Ron Porter,
RT Sam Ball	Mike Curtis
TE <b>John Mackey</b>	MLB Dennis Gaubatz
WR <b>Willie Richardson</b>	RLB Dan Shinnick
QB <b>John Unitas</b>	LCB Bob Boyd
RB Tom Matte	RCB Lenny Lyles
RB Tony Lorick	LS Jerry Logan
	RS Rick Volk

PASSING	ATT.	COMP.	YDS.	PCT.	AVG./ATT.	TD	TD%	INT.	INT.%	LG	SACKED	RATING
Unitas	436	255	3428	58.5	7.86	20	4.6	16	3.7	88	25/198	83.6
Ward	16	9	115	56.3	7.19	2	12.5	1	6.3	21	0/0	92.4
Matte	5	1	18	20.0	3.60	0	0.0	0	0.0	18	0/0	42.1
COLTS	457	265	3561	58.0	7.79	22	4.8	17	3.7	88	25/198	83.4
OPPONENTS	395	221	2678	55.9	6.78	13	3.3	32	8.1	80	36/246	54.1

# 1968

## NFL CHAMPIONS

RECORD: 13-1 COACH: DON SHULA

FIRST - COASTAL DIVISION

HOME: 6-1 AWAY: 7-0

DIV: 6-0 CONF: 10-0 NCONF: 3-1

DATE	RESULTS	OPPONENT	ATTENDANCE
9/15	W 27-10	SAN FRANCISCO	56,864
9/23	W 28-20	@ Atlanta	50,428
9/29	W 41-7	@ Pittsburgh	44,480
10/ 6	W 28-7	CHICAGO	60,238
10/13	W 42-14	@ San Francisco	32,822
10/20	L 20-30	CLEVELAND	60,238
10/27	W 27-10	LOS ANGELES RAMS	60,238
11/ 2	W 26-0	@ New York Giants	62,973
11/10	W 27-10	@ Detroit	55,170
11/17	W 27-0	ST. LOUIS	60,238
11/24	W 21-9	MINNESOTA	60,238
12/ 1	W 44-0	ATLANTA	60,238
12/ 7	W 16-3	@ Green Bay	50,861
12/15	W 28-24	@ Los Angeles Rams	69,397
12/22	W 24-14	MINNESOTA	60,238
12/29	W 34-0	@ Cleveland	80,628
1/12	L 7-16	NEW YORK JETS (at Miami)	75,389

SCORING	TDR	TDP	TDRT	PAT	FG	S	TP
Hilton			1				6
Stukes			1				6
Curtis			1				6
Morrall	1						6
<b>COLTS</b>	<b>16</b>	<b>28</b>	<b>6</b>	<b>48-50</b>	<b>18-28</b>	<b>402</b>	
<b>OPPONENTS</b>	<b>6</b>	<b>9</b>	<b>1</b>	<b>15-16</b>	<b>11-19</b>	<b>144</b>	

FGS	1-9	20-29	30-39	40-49	50+	TOT.
Michaels	8-9	4-6	6-6	0-5	0-2	18-28
<b>COLTS</b>	<b>8-9</b>	<b>4-6</b>	<b>6-6</b>	<b>0-5</b>	<b>0-2</b>	<b>18-28</b>
<b>OPP.</b>	<b>3-3</b>	<b>3-5</b>	<b>3-4</b>	<b>2-4</b>	<b>0-3</b>	<b>11-19</b>

Michaels	[43,27,43,32]	[22,19,49]	[55]	[17,33]	[17]	[10,27]	[16,37]	[13,27,21]	[29]
	[48,16,35,22]	[37,15,15,47]	[53]	[48]	[16,35,22]	[37,15,15,47]	[53]	[48]	[16,35,22]
OPP:	[38]	[14,24,50]	[0]	[50]	[47,11]	[19]	[0]	[21,25,50,45]	[0]
	[43,36,31]	[0]	[45]	[24,30,25]					

PUNT RETURNS	NO.	FC	YDS.	AVG.	LG	TD
Volk	25	7	198	7.9	24	0
Brown	16	8	125	7.8	25	0
Logan	1	1	27	27.0	27	0
<b>COLTS</b>	<b>42</b>	<b>16</b>	<b>350</b>	<b>8.3</b>	<b>27</b>	<b>0</b>
<b>OPPONENTS</b>	<b>19</b>	<b>16</b>	<b>62</b>	<b>3.3</b>	<b>14</b>	<b>0</b>

KICKOFF RETURNS	NO.	YDS.	AVG.	LG	TD
Pearson	15	527	35.1	102	2
Brown	15	298	19.9	29	0
Cole	5	123	24.6	34	0
Matte	1	22	22.0	22	0
Porter	1	19	19.0	19	0
Logan	1	14	14.0	14	0
<b>COLTS</b>	<b>38</b>	<b>1003</b>	<b>26.4</b>	<b>102</b>	<b>2</b>
<b>OPPONENTS</b>	<b>71</b>	<b>1391</b>	<b>19.6</b>	<b>35</b>	<b>0</b>

### USUAL STARTERS

#### PRO BOWLERS IN BOLDFACE

OFFENSE		DEFENSE	
WR Jimmy Orr		LDE Bubba Smith	
<b>LT Bob Vogel</b>		LDT Billy Ray Smith	
LG Glenn Ressler		<b>RDT Fred Miller</b>	
C Bill Curry		RDE Orrell Braase	
RG Dan Sullivan		<b>LLB Mike Curtis</b>	
RT Sam Ball		MLB Dennis Gausatz	
<b>TE John Mackey</b>		RLB Don Shinnick	
<b>WR Willie Richardson</b>		<b>LCB Bob Boyd</b>	
<b>QB Earl Morrall</b>		RCB Lemmy Lyles	
<b>RB Tom Matte</b>		LS Jerry Logan	
RB Jerry Hill		RS Rick Volk	

TEAM STATISTICS	COLTS	OPP
TOTAL FIRST DOWNS	258	207
Rushing	110	71
Passing	131	119
Penalty	17	17
TOTAL NET YARDS	4681	3377
Avg. Per Game	334.4	241.2
Total Plays	851	852
Avg. Per Play	5.5	4.0
NET YARDS RUSHING	1809	1339
Avg. Per Game	129.2	95.6
Total Rushes	463	375
NET YARDS PASSING	2872	2038
Avg. Per Game	205.1	145.5
Tackled/Yards Lost	29/222	45/367
Gross Yards	3094	2405
Att./Completions	359/196	432/224
Completion Pct.	54.6	51.9
Had Intercepted	22	29
PUNTS/AVERAGE	49/39.5	78/40.8
PENALTIES/YARDS	75/655	72/799
FUMBLES/BALL LOST	23/12	29/12
TOUCHDOWNS	50	16
Rushing	16	6
Passing	28	9
Defense/Kicking	4/2	1/0

RUSHING	NO.	YDS.	AVG.	LG	TD
Matte	183	662	3.6	23	9
Cole	104	418	4.0	21	3
Hill	91	360	4.0	21	1
Brown	39	159	4.1	10	2
Mackey	10	103	10.3	33	0
Pearson	19	78	4.1	13	0
Morrall	11	18	1.6	11	1
Lee	3	12	4.0	21	0
Unitas	3	-1	-0.3	5	0
<b>COLTS</b>	<b>463</b>	<b>1809</b>	<b>3.9</b>	<b>33</b>	<b>16</b>
<b>OPPONENTS</b>	<b>375</b>	<b>1339</b>	<b>3.6</b>	<b>59</b>	<b>6</b>

RECEIVING	NO.	YDS.	AVG.	LG	TD
Mackey	45	644	14.3	45	5
Richardson	37	698	18.9	79	8
Orr	29	743	25.6	84	6
Matte	25	275	11.0	50	1
Hill	18	161	8.9	19	1
Perkins	15	227	15.1	29	1
Cole	13	75	5.8	18	0
Mitchell	6	117	19.5	41	4
Brown	4	53	13.3	18	0
Pearson	2	70	35.0	61	2
Hawkins	2	31	15.5	18	0
<b>COLTS</b>	<b>196</b>	<b>3094</b>	<b>15.8</b>	<b>84</b>	<b>28</b>
<b>OPPONENTS</b>	<b>224</b>	<b>2405</b>	<b>10.7</b>	<b>71</b>	<b>9</b>

SCORE BY PERIODS	1	2	3	4	TOTAL
<b>COLTS</b>	<b>103</b>	<b>137</b>	<b>62</b>	<b>100</b>	<b>402</b>
<b>OPPONENTS</b>	<b>37</b>	<b>37</b>	<b>20</b>	<b>50</b>	<b>144</b>

SCORING	TDR	TDP	TDRT	PAT	FG	S	TP
Michaels				48-50	18-28		102
Matte	9	1					60
Richardson		8					48
Orr		6					36
Mackey		5					30
Mitchell		4					24
Pearson		2	2				24
Cole	3						18
Brown	2						12
Hill	1	1					12
Perkins		1					6
Boyd			1				6

INTERCEPTIONS	NO.	YDS.	AVG.	LG	TD
Boyd	8	160	20.0	49	1
Volk	6	154	25.7	90	0
Lyles	5	32	6.4	11	0
Logan	3	9	3.0	9	0
Gausatz	2	15	7.5	13	0
Curtis	2	38	19.0	38	1
Stukes	1	60	60.0	60	1
Hilton	1	13	13.0	13	1
Shinnick	1	2	2.0	2	0
<b>COLTS</b>	<b>29</b>	<b>483</b>	<b>16.7</b>	<b>90</b>	<b>4</b>
<b>OPPONENTS</b>	<b>22</b>	<b>192</b>	<b>8.7</b>	<b>36</b>	<b>1</b>

PUNTING	NO.	YDS.	AVG.	LG	BLK.
Lee	49	1935	39.5	59	1
<b>COLTS</b>	<b>49</b>	<b>1935</b>	<b>39.5</b>	<b>59</b>	<b>1</b>
<b>OPPONENTS</b>	<b>78</b>	<b>3183</b>	<b>40.8</b>	<b>58</b>	<b>0</b>

PASSING	ATT.	COMP.	YDS.	PCT.	AVG./ATT.	TD	TD%	INT.	INT.%	LG	SACKED	RATING
Morrall	317	182	2909	57.4	9.18	26	8.2	17	5.4	84	24/180	93.2
Unitas	32	11	139	34.4	4.34	2	6.3	4	12.5	37	2/15	30.1
Ward	9	3	46	33.3	5.11	0	0.0	1	11.1	22	3/27	11.6
Matte	1	0	0	0.0	0.00	0	0.0	0	0.0	0	0/0	39.6
<b>COLTS</b>	<b>359</b>	<b>196</b>	<b>3094</b>	<b>54.6</b>	<b>8.62</b>	<b>28</b>	<b>7.8</b>	<b>22</b>	<b>6.1</b>	<b>84</b>	<b>29/222</b>	<b>84.0</b>
<b>OPPONENTS</b>	<b>432</b>	<b>224</b>	<b>2405</b>	<b>51.9</b>	<b>5.57</b>	<b>9</b>	<b>2.1</b>	<b>29</b>	<b>6.7</b>	<b>71</b>	<b>45/367</b>	<b>47.5</b>

# 1969

RECORD: 8-5-1 COACH: DON SHULA

SECOND - COASTAL DIVISION

HOME: 4-2-1 AWAY: 4-3

DIV: 3-3 CONF: 5-4-1 NCONF: 3-1

DATE	RESULTS	OPPONENT	ATTENDANCE
9/21	L 20:27	LOS ANGELES RAMS	56,864
9/28	L 14:52	@ Minnesota	47,644
10/5	W 21:14	@ Atlanta	57,806
10/13	W 24:20	PHILADELPHIA	56,864
10/19	W 30:10	@ New Orleans	80,636
10/26	L 21:24	SAN FRANCISCO	60,238
11/2	W 41:17	WASHINGTON	60,238
11/9	W 14:6	GREEN BAY	60,238
11/16	L 17:20	@ San Francisco	38,472
11/23	W 24:21	@ Chicago	45,455
11/30	W 13:6	ATLANTA	60,238
12/7	T 17:17	DETROIT	60,238
12/13	L 10:27	@ Dallas	63,191
12/21	W 13:7	@ Los Angeles Rams	73,326

TEAM STATISTICS		COLTS	OPP
<b>TOTAL FIRST DOWNS</b>			
Rushing		255	256
Passing		99	70
Penalty		140	164
NET YARDS RUSHING		16	22
Avg. Per Game		4477	4649
Total Plays		319.8	332.1
Avg. Per Play		- 865	891
NET YARDS PASSING		5.2	5.2
Avg. Per Game		1490	1400
Total Rushes		106.4	100.0
NET YARDS RUSHING		417	399
Avg. Per Game		2987	3249
Tackled/Yards Lost		213.4	232.1
Gross Yards		19/156	33/250
Att./Completions		3143	3499
Completion Pct		429/225	459/271
Had Intercepted		52.4	59.0
PUNTS/AVERAGE		27	15
PENALTIES/YARDS		57/45.3	69/38.4
FUMBLES/BALL LOST		62/56.1	74/84.8
TOUCHDOWNS		23/12	18/10
Rushing		34	32
Passing		16	8
Defense/Kicking		17	20
		0/1	4/0

SCORE BY PERIODS	1	2	3	4	TOTAL
COLTS	43	80	80	76	279
OPPONENTS	48	90	76	54	268

SCORING	TDR	TDP	TDR	PAT	FG	S	TP
Matte	11	2					78
Michaels				33-34	14-31		75
Mitchell	3						18
Perkins	3						18
Richardson	3						18
Cole	2	1					18
Orr		2					12
Hill	2						12
Mackey		2					12
Duncan			1				6
Havrilak							6
Hinton			1				6
COLTS	16	17	1	33-34	14-31		279
OPPONENTS	8	20	4	31-32	15-34		268

FGS	1-19	20-29	30-39	40-49	50+	TOT.
Michaels	5-5	3-3	3-9	3-11	0-3	14-31
COLTS	5-5	3-3	3-9	3-11	0-3	14-31
OPP.	6-6	5-5	3-9	1-13	0-1	15-34

Michaels: (15,41) (40) (52) (20,37,32) (33,57,43)  
 (37,46) (49,12) (41) (41) (49,48,17) (38,32,13,40)  
 (12,53) (24,42) (22,36,39,31)  
 OPP: (29,41,15) (40) (33,43,44) (24,18) (35,33)  
 (18,47) (34,50) (14,38,45,35) (16,34,44) ()  
 (41,22,32,22) (30,43,34,41,12) (15,27,46) ()

RUSHING	NO.	YDS.	AVG.	LG	TD
Matte	235	909	3.9	26	11
Cole	73	204	2.8	27	2
Hill	49	143	2.9	14	2
Pearson	24	81	3.4	11	0
Havrilak	5	49	9.8	29	1
Dunn	13	45	3.5	11	0
Perkins	3	36	12.0	18	0
Unitas	11	23	2.1	13	0
Mackey	2	3	1.5	7	0
Conjar	1	0	0.0	0	0
Hinton	1	-3	-3.0	-3	0
COLTS	417	1490	3.6	29	16
OPPONENTS	399	1400	3.5	46	8

RECEIVING	NO.	YDS.	AVG.	LG	TD
Richardson	43	646	15.0	39	3
Dunn	43	513	11.9	49	2
Matte	34	443	13.3	52	2
Mackey	28	391	14.0	47	3
Perkins	25	474	19.0	47	2
Orr	13	269	20.7	46	1
Hinton	11	44	4.0	12	0
Mitchell	9	199	22.1	51	3
Cole	9	65	7.2	18	1
Dunn	5	30	6.0	10	0
Pearson	4	64	16.0	37	0
Havrilak	1	5	5.0	5	0
COLTS	225	3143	14.0	52	17
OPPONENTS	271	3499	12.9	83	20

INTERCEPTIONS	NO.	YDS.	AVG.	LG	TD
Volk	4	36	9.0	23	0
Maxwell	3	37	12.3	22	0
Grant	3	0	0.0	0	0
Austin	2	10	5.0	10	0
Gaubatz	1	11	11.0	11	0
Stukes	1	6	6.0	6	0
Logan	1	6	6.0	6	0
COLTS	15	106	7.1	23	0
OPPONENTS	27	394	14.6	57	3

PUNTING	NO.	YDS.	AVG.	LG	BLK.
Lee	57	2580	45.3	66	0
COLTS	57	2580	45.3	66	0
OPPONENTS	69	2647	38.4	63	1

PUNT RETURNS	NO.	FC	YDS.	AVG.	LG	TD
Havrilak	13	7	56	4.3	13	0
Volk	10	6	58	5.8	14	0
Logan	8	2	41	5.1	11	0
Pearson	6	0	37	6.2	11	0
COLTS	37	15	192	5.2	14	0
OPPONENTS	35	6	182	5.2	22	0

KICKOFF RETURNS	NO.	YDS.	AVG.	LG	TD
Pearson	31	706	22.8	51	0
Duncan	19	560	29.5	92	1
Hinton	1	24	24.0	24	0
COLTS	51	1290	25.3	92	1
OPPONENTS	55	1135	20.6	42	0

### USUAL STARTERS

#### PRO BOWLERS IN BOLDFACE

OFFENSE	DEFENSE
WR Jimmy Orr	LDE Bubba Smith
LT Bob Vogel	LDT Billy Ray Smith
LG Glenn Ressler	RDT Fred Miller
C Bill Curry	RDE Roy Hilton
RG Dan Sullivan	LLB Bob Grant
RT Sam Ball	MLB Mike Curtis
TE John Mackay	RLB Ted Hendricks
WR Willie Richardson	LCB Charlie Stukes
QB John Unitas	RCB Tom Maxwell
RB Tom Matte	LB Lenny Lyles
RB Jerry Hill,	LS Jerry Logan
Terry Cole	RS Rick Volk

PASSING	ATT.	COMP.	YDS.	PCT.	AVG./ATT.	TD	TD%	INT.	INT.%	LG	SACKED	RATING
Unitas	327	178	2342	54.4	7.16	12	3.7	20	6.1	52	12/ 93	64.0
Morrall	99	46	755	46.5	7.63	5	5.1	7	7.1	42	7/ 63	60.0
Matte	3	1	46	33.3	15.33	0	0.0	0	0.0	46	0/ 0	81.9
COLTS	429	225	3143	52.4	7.33	17	4.0	27	6.3	52	19/156	62.8
OPPONENTS	459	271	3499	59.0	7.62	20	4.4	15	3.3	83	33/250	80.5



# 1970

**WORLD CHAMPIONS**  
**RECORD: 11-2-1 COACH: DON McCAFFERTY**  
**FIRST - AFC EASTERN DIVISION**  
**HOME: 5-1-1 AWAY: 6-1**  
**DIV: 6-1-1 CONF: 8-2-1 NCONF: 3-0**

DATE	RESULTS	OPPONENT	ATTENDANCE
9/20	W 16-14	@ San Diego	47,782
9/28	L 24-44	KANSAS CITY	53,911
10/ 4	W 14- 6	@ Boston	38,235
10/11	W 24-20	@ Houston	48,050
10/18	W 29-22	@ New York Jets	63,301
10/25	W 27- 3	BOSTON	60,240
11/ 1	W 35- 0	MIAMI	60,240
11/ 9	W 13-10	Green Bay @ Milw.	48,063
11/15	T 17-17	BUFFALO	60,240
11/22	L 17-34	@ Miami	67,699
11/29	W 21-20	CHICAGO	60,240
12/ 6	W 29-10	PHILADELPHIA	60,240
12/13	W 20-14	@ Buffalo	34,346
12/19	W 35-20	NEW YORK JETS	60,240
12/26	W 17- 0	CINCINNATI	51,127
1/ 3	W 27-17	OAKLAND	56,368
1/17	W 16-13	Dallas (at Miami)	79,204

TEAM STATISTICS	COLTS	OPP
TOTAL FIRST DOWNS	242	214
Rushing	70	79
Passing	148	120
Penalty	24	15
TOTAL NET YARDS	4134	3845
Avg. Per Game	295.3	274.6
Total Plays	860	883
Avg. Per Play	4.8	4.4
NET YARDS RUSHING	1336	1439
Avg. Per Game	95.4	102.8
Total Rushes	411	390
NET YARDS PASSING	2798	2406
Avg. Per Game	199.9	171.9
Tackled/Yards Lost	33/289	41/374
Gross Yards	3087	2780
Att./Completions	416/219	452/238
Completion Pct.	52.6	52.7
Had Intercepted	22	25
PUNTS/AVERAGE	63/44.7	78/38.4
PENALTIES/YARDS	71/708	101/1032
FUMBLES/BALL LOST	25/14	14/9
TOUCHDOWNS	38	25
Rushing	9	6
Passing	23	16
Defense/Kicking	3/3	2/1

SCORE BY PERIODS	1	2	3	4	TOTAL
COLTS	60	110	63	88	321
OPPONENTS	61	77	48	48	234

SCORING	TDR	TDP	TDRt	PAT	FG	S	TP
O'Brien					36-38	19-34	93
Jefferson	7						42
Hinton	2	5					42
Mitchell	4						24
Mackey	3						18
Bulaich	3						18
Maitland	1	1					12
Logan			2				12
Hill	2						12
Orr		2					12
Nowatzke	1						6

PASSING	ATT.	COMP.	YDS.	PCT.	AVG./ATT.	TD	TD%	INT.	INT.%	LG	SACKED	RATING
Unitas	321	166	2213	51.7	6.89	14	4.4	18	5.6	55	19/158	65.1
Morrall	93	51	792	54.8	8.52	9	9.7	4	4.3	44	14/131	97.6
Havrilak	2	2	100	100.0	41.00	0	0.0	0	0.0	54	0/ 0	118.0
COLTS	416	219	3087	52.6	7.28	23	5.5	22	5.3	55	33/289	73.3
OPPONENTS	452	238	2789	52.7	6.17	16	3.5	25	5.5	67	41/374	60.4

SCORING	TDR	TDP	TDRt	PAT	FG	S	TP
Perkins			1				6
Grant				1			6
Hendricks				1			6
Gardin				1			6
Duncan				1			6
COLTS	9	23	6	36-38	19-34		321
OPPONENTS	6	16	3	25-25	19-35	1	234

FGS	1-19	20-29	30-39	40-49	50+	TOT.
O'Brien	3-4	6-9	4-9	6-10	0-2	19-34
COLTS	3-4	6-9	4-9	6-10	0-2	19-34
OPP.	4-4	8-9	2-5	5-17	0-2	19-37

O'Brien	(11, 25, 34, 28)	(26)	(35)	(43, 34, 45)
(28, 18, 28, 34)	(12, 48)	(44)	(30, 42, 29)	(28, 37, 18)
(38, 23, 42)	(44)	(45, 53, 44, 47, 51)	(32, 38)	(25)
OPP:	(46)	(28, 17, 48)	(44, 13, 23, 47, 25)	
(48, 42, 40, 27, 9)	(41, 46, 38, 42)	(15, 46, 47)	(49)	
(20, 39, 31)	(36, 52)	(43, 46)	(28, 45, 50, 27, 43)	(38) (1)
(25, 29)				

Rushing	No.	Yds.	Avg.	LG	TD
Bulaich	139	426	3.1	15	3
Nowatzke	73	248	3.4	14	1
Maitland	74	209	2.8	24	1
Havrilak	54	159	2.9	26	0
Hill	36	115	3.2	15	2
Hinton	5	58	11.6	21	2
Jefferson	4	47	11.8	19	0
Matte	12	43	3.6	16	0
Unitas	9	16	1.8	9	0
Morrall	2	6	3.0	5	0
Perkins	2	6	3.0	4	0
Conjar	1	3	3.0	3	0
COLTS	411	1336	3.3	26	9
OPPONENTS	390	1439	3.7	45	6

RECEIVING	No.	Yds.	Avg.	LG	TD
Hinton	47	733	15.6	40	5
Jefferson	44	749	17.0	55	7
Mackey	28	435	15.5	54	3
Mitchell	20	261	13.1	44	4
Nowatzke	16	93	5.8	17	0
Havrilak	14	141	10.1	33	0
Bulaich	11	123	11.2	20	0
Orr	10	199	19.9	29	2
Perkins	10	194	19.4	41	1
Maitland	9	67	7.4	13	1
Hill	8	62	7.8	13	0
O'Brien	1	28	28.0	28	0
Matte	1	2	2.0	2	0
COLTS	219	3087	14.1	55	23
OPPONENTS	238	2789	11.7	67	16

INTERCEPTIONS	No.	Yds.	Avg.	LG	TD
Logan	6	92	15.3	33	2
Curtis, M.	5	50	10.0	18	0
Volk	4	61	15.3	31	0
Stukes	3	52	17.3	47	0
Duncan	2	56	28.0	30	0
Grant	2	39	19.5	27	1
Hendricks	1	31	31.0	31	0
May	1	18	18.0	18	0
Curtis, T.	1	0	0.0	0	0
Maxwell	0	9	0.0	9	0
COLTS	25	408	16.3	47	3
OPPONENTS	22	283	12.9	45	1

PUNTING	No.	Yds.	Avg.	LG	BLK.
Lee	63	2819	44.7	62	1
COLTS	63	2819	44.7	62	1
OPPONENTS	78	2992	38.4	58	1

PUNT RETURNS	No.	FC	Yds.	Avg.	LG	TD
Gardin	28	20	330	11.8	80	1
Volk	3	4	15	5.0	6	0
Curtis, T.	3	1	2	0.7	2	0
Logan	2	0	4	2.0	4	0
Havrilak	0	1	0	0.0	0	0
COLTS	36	26	351	9.8	80	1
OPPONENTS	38	9	365	9.4	77	1

KICKOFF RETURNS	No.	Yds.	Avg.	LG	TD
Duncan	20	707	35.4	99	1
Gardin	11	265	24.1	33	0
Nowatzke	7	93	13.3	21	0
Havrilak	2	36	18.0	20	0
Maitland	1	28	28.0	28	0
Grant	1	21	21.0	21	0
Jefferson	1	11	11.0	11	0
Newsome	1	0	0.0	0	0
Stukes	1	0	0.0	0	0
COLTS	45	1161	25.8	99	1
OPPONENTS	58	1237	21.3	56	0

USUAL STARTERS	PRO BOWLERS IN BOLDFACE		
OFFENSE	DEFENSE		
WR	Eddie Hinton	LDE	Bubba Smith
LT	Bob Vogel	LDT	Billy Ray Smith
LG	Glenn Ressler	RDT	Fred Miller
C	Bill Curry	RDE	Roy Hilton
RG	John Williams	ILB	Bob Grant
RT	Dan Sullivan	MLB	Mike Curtis
TE	John Mackey	RLB	Ted Hendricks
WR	Roy Jefferson	LCB	Charlie Stukes
QB	John Unitas	RCB	Tom Maxwell
RB	Norm Bulaich	LS	Jerry Logan
RB	Jerry Hill,	RS	Rick Volk
	Tom Nowatzke		

1971

RECORD: 10-4 COACH: DON McCAFFERTY  
 SECOND - AFC EASTERN DIVISION  
 HOME: 5-2 AWAY: 5-2  
 DIV: 6-2 CONF: 8-3 NCONF: 2-1

DATE	RESULTS	OPPONENT	ATTENDANCE
9/19	W 22-0	NEW YORK JETS	56,458
9/26	L 13-14	CLEVELAND	56,837
10/3	W 23-3	@ New England	61,232
10/10	W 43-0	@ Buffalo	46,206
10/17	W 31-7	@ New York Giants	62,860
10/25	L 3-10	@ Minnesota	49,784
10/31	W 34-21	PITTSBURGH	60,238
11/8	W 24-17	LOS ANGELES RAMS	57,722
11/14	W 14-13	@ New York Jets	63,947
11/21	L 14-17	@ Miami	75,312
11/28	W 37-14	@ Oakland	54,689
12/5	W 24-0	BUFFALO	58,476
12/11	W 14-3	MIAMI	60,238
12/19	L 17-21	NEW ENGLAND	57,942
12/26	W 20-3	@ Cleveland	74,082
1/2	L 0-21	@ Miami	78,629

TEAM STATISTICS	COLTS	OPP
TOTAL FIRST DOWNS	242	166
Rushing	123	60
Passing	104	95
Penalty	15	11
TOTAL NET YARDS	4071	2852
Avg. Per Game	290.8	203.7
Total Plays	883	746
Avg. Per Play	4.6	3.8
NET YARDS RUSHING	2149	1113
Avg. Per Game	153.5	79.5
Total Rushes	512	352
NET YARDS PASSING	1922	1739
Avg. Per Game	137.3	124.2
Tackled/Yards Lost	27/230	33/288
Gross Yards	2152	2027
Att./Completions	344/176	361/185
Completion Pct.	51.2	51.2
Had Intercepted	21	28
PUNTS/AVERAGE	62/41.0	88/38.9
PENALTIES/YARDS	57/529	67/687
FUMBLES/BALL LOST	26/11	22/13
TOUCHDOWNS	36	18
Rushing	23	8
Passing	10	9
Defense/Kicking	2/1	1/0

SCORE BY PERIODS	1	2	3	4	TOTAL
COLTS	62	17	78	78	313
OPPONENTS	17	45	27	51	140

SCORING	TDR	TDP	TDRT	PAT	FG	5	TP
O'Brien				35/36	20/29		95
Bulaich	8	2					60
Matte	8						48
Nottingham	5		1				36
Perkins	4						24
Hinton	2						12
McCaulley	2						12
Richardson		2					12
Hendricks			1				6
Newsome			1				6
TEAM							1 2
COLTS	23	10	3	35-36	20-29	1	313
OPPONENTS	8	9	1	17-18	5-18		140

FGS	1-19	20-29	30-39	40-49	50+	TOT.
O'Brien	4-4	7-8	3-4	5-11	1-2	20-29
COLTS	4-4	7-8	3-4	5-11	1-2	20-29
OPP.	1-1	2-4	2-5	0-6	0-2	5-18

O'Brien	(38,21,21)	(27,32)	(42,41,50)	(42,28)
(27)	(45,40)	(20,9,40)	(51,48,32)	(1) (45)
(11,28,45)	(40,37,29,13)	(1) (12,40)		
OPP: (1)	(44,35)	(34,46,46)	(49) (35)	(32) (1) (20,45) (22)
(54,20)	(1) (22,58)	(31,17)	(47)	

RUSHING	NO.	YDS.	AVG.	LG	TD
Bulaich	152	741	4.9	67	8
Matte	173	607	3.5	26	8
Nottingham	95	388	4.1	36	5
McCaulley	58	246	4.2	19	2
Hinton	4	56	14.0	30	0
Perkins	5	35	7.0	18	0
Richardson	2	27	13.5	24	0
Mackey	3	18	6.0	9	0
Morral	6	13	6.5	16	0
Mitchell	2	9	4.5	13	0
Unitas	9	5	0.6	3	0
Pittman	2	3	1.5	3	0
Nowatzke	1	1	1.5	1	0
COLTS	512	2149	4.2	67	23
OPPONENTS	352	1113	3.2	27	8

RECEIVING	NO.	YDS.	AVG.	LG	TD
Mitchell, T.	33	402	12.2	35	0
Matte	29	239	8.3	34	0
Hinton	25	436	17.4	33	2
Bulaich	25	229	9.2	30	2
Perkins	24	424	17.7	64	4
Nottingham	15	88	5.9	35	0
Mackey	11	143	13.0	28	0
Richardson	10	173	17.3	49	2
McCaulley	3	6	2.0	8	0
Havrilak	1	12	12.0	12	0
COLTS	176	2152	12.2	64	10
OPPONENTS	185	2027	11.0	88	9

INTERCEPTIONS	NO.	YDS.	AVG.	LG	TD
Stukes	8	95	11.9	40	0
Hendricks	5	70	14.0	40	0
Volk	4	36	9.0	21	0
Logan	4	28	7.0	23	0
Curtis	3	44	14.7	31	0
Newsome	2	19	9.5	19	1
May	1	46	46.0	46	0
Nowatzke	1	29	29.0	29	0
COLTS	28	367	13.1	46	1
OPPONENTS	21	220	10.5	60	1

PUNTING	NO.	YDS.	AVG.	LG	BLK.
Lee	62	2542	41.0	76	0
COLTS	62	2542	41.0	76	0
OPPONENTS	88	3422	38.9	61	0

PUNT RETURNS	NO.	FC	YDS.	AVG.	LG	TD
Volk	22	20	118	5.4	18	0
Dunlap	8	2	112	14.0	57	0
Curtis	7	10	15	2.1	10	0
Kern	3	1	19	6.3	7	0
Gardin	2	0	75	37.5	65	0
Logan	1	0	12	12.0	12	0
Duncon	0	1	0	0.0	0	0
COLTS	43	34	351	8.2	65	0
OPPONENTS	40	14	267	6.7	16	0

KICKOFF RETURNS	NO.	YDS.	AVG.	LG	TD
Pittman	14	330	23.6	37	0
McCaulley	8	194	24.5	29	0
Duncon	3	102	34.0	54	0
Dunlap	1	28	28.0	28	0
Logan	1	16	16.0	16	0
Shikes	1	8	8.0	8	0
Nowatzke	1	1	1.0	1	0
Curtis	1	0	0.0	0	0
Matte	1	0	0.0	0	0
Mitchell, T.	1	0	0.0	0	0
COLTS	32	679	21.2	54	0
OPPONENTS	62	1345	21.7	57	0

USUAL STARTERS

PRO BOWLERS IN BOLDFACE

OFFENSE	DEFENSE
WR Eddie Hinton	LDE <b>Bubba Smith</b>
LT <b>Bob Vogel</b>	LDT Billy Newsome
LG Glenn Ressler	RDT Fred Miller
C <b>Bill Curry</b>	RDE Ray Hillon
RG John Williams	LB Ray May
RT Dan Sullivan	MLB <b>Mike Curtis</b>
TE Tom Mitchell	RLB <b>Ted Hendricks</b>
WR Ray Perkins	LCB Charlie Stukes
QB Earl Morrall	RCB Jim Duncan
RB Tom Matte	L5 <b>Larry Logan</b>
RB Norm Bulaich	R5 <b>Rick Volk</b>

PASSING	ATT.	COMP.	YDS.	PCT.	AVG./ATT.	TD	TD%	INT.	INT.%	LG	SACKED	RATING
Unitas	176	92	942	52.3	5.35	3	1.7	9	5.1	35	15/129	52.3
Morral	167	84	1210	50.3	7.19	7	4.2	12	7.2	64	11/89	58.2
Matte	1	0	0	0.0	0.00	0	0.0	0	0.0	0	1/12	39.6
COLTS	344	176	2152	51.2	6.10	10	2.9	21	6.1	64	27/230	55.0
OPPONENTS	361	185	2027	51.2	5.61	9	2.5	28	7.8	88	33/288	44.2

# 1972

RECORD: 5-9 COACH: DON McCAFFERTY (5), JOHN SANDUSKY (9)

THIRD - AFC EASTERN DIVISION

HOME: 2-5 AWAY: 3-4

DIV: 4-4 CONF: 5-6 NCONF: 0-3

DATE	RESULTS	OPPONENT	ATTENDANCE
9/17	L	3-10 ST LOUIS	53,652
9/24	L	34-44 NEW YORK JETS	56,626
10/1	W	17-0 @ Buffalo	46,206
10/8	L	20-23 SAN DIEGO	55,459
10/15	L	0-21 DALLAS	58,992
10/22	L	20-24 @ New York Jets	62,948
10/29	L	0-23 MIAMI	60,000
11/6	W	24-17 @ New England	60,999
11/12	L	21-24 @ San Francisco	61,214
11/19	W	20-19 @ Cincinnati	49,512
11/26	W	31-0 NEW ENGLAND	54,907
12/3	W	35-7 BUFFALO	55,390
12/10	L	10-24 @ Kansas City	44,175
12/16	L	0-16 @ Miami	80,010

TEAM STATISTICS	COLTS	OPP
TOTAL FIRST DOWNS	251	233
Rushing	97	111
Passing	124	109
Penalty	30	13
TOTAL NET YARDS	4187	4312
Avg. Per Game	299.1	308.0
Total Plays	868	853
Avg. Per Play	4.8	5.1
NET YARDS RUSHING	1894	1989
Avg. Per Game	135.3	142.1
Total Rushes	462	515
NET YARDS PASSING	2293	2323
Avg. Per Game	163.8	165.9
Tackled/Yards Lost	25/210	25/232
Gross Yards	2503	2555
Att./Completions	381/203	313/178
Completion Pct.	53.3	56.9
Had Intercepted	12	23
PUNTS/AVERAGE	57/42.1	71/39.0
PENALTIES/YARDS	58/605	84/826
FUMBLES/BALL LOST	37/22	22/13
TOUCHDOWNS	28	30
Rushing	10	15
Passing	15	15
Defense/Kicking	2/1	0/0

SCORE BY PERIODS	1	2	3	4	TOTAL
COLTS	48	70	58	59	235
OPPONENTS	57	70	47	78	252

SCORING	TDR	TDP	TDRT	PAT	FG	S	TP
O'Brien	2		24-24	13-31			75
Havrilak	2	4					36
McCauley	2	2	1				30
Mitchell, T.		4					24
Nottingham	3						18
Mitchell, L.	1	1					12
Matte		1					6
Bulaich	1						6
Munsey			1				6
Curtis			1				6
Hinton			1				6
Domres		1					6
Schlapak				4-4	0-8		4
COLTS	10	15	3	28-28	13-39		235
OPPONENTS	15	15	0	27-30	15-24		252

FGS	1-19	20-29	30-39	40-49	50+	TOT.
O'Brien	2-3	6-8	3-8	2-12	0-0	13-31
Schlapak	0-0	0-0	0-0	0-5	0-3	0-8
COLTS	2-3	6-8	3-8	2-17	0-3	13-39
OPP.	1-1	4-4	3-4	5-10	2-5	15-24

O'Brien	(30, 48, 47, 42, 38)	(14, 32, 28)	(30, 43, 30, 45)
(22, 20)	(48, 48)	(22, 41, 33, 28, 44)	(41) (9, 18) ()
(31, 33, 26)	(40, 44)	() (22) (20)	
Schlapak:	() () () () () (54)	(52) (50) () () (47, 47)	
(45, 48, 46) ()			
OPP:	(41) (48, 43, 14)	(42) (51, 40, 27)	(57, 39, 42) (29)
(24)	(36) (44)	(40, 25) (48) (51)	(31, 53) (40, 50, 35)

RUSHING	NO.	YDS.	AVG.	LG	TD
McCauley	178	675	3.8	36	2
Nottingham	123	466	3.8	25	3
Mitchell, L.	45	215	4.8	14	1
Matte	33	137	4.2	18	0
Domres	30	137	4.6	15	1
Bulaich	27	109	4.0	18	1
Havrilak	12	72	6.0	32	2
Doughly	2	33	16.5	17	0
Unitas	3	15	5.0	8	0
Nowatzke	3	11	3.7	6	0
O'Brien	3	9	3.0	7	0
Mildren	3	8	2.7	5	0
Mitchell, T.	0	7	0.0	7	0
COLTS	462	1894	4.1	36	10
OPPONENTS	515	1989	3.9	32	15

RECEIVING	NO.	YDS.	AVG.	LG	TD
Mitchell, T.	40	494	12.4	34	4
Havrilak	33	571	17.3	62	4
McCauley	30	256	8.5	34	2
Nottingham	25	191	7.6	27	0
Mitchell, L.	18	147	8.2	26	1
Matte	14	182	13.0	43	1
O'Brien	11	263	23.9	43	2
Hinton	11	146	13.3	63	1
Bulaich	9	55	6.1	10	0
Speyer	8	114	14.3	21	0
Doughly	3	31	10.3	19	0
Mosier	1	53	53.0	53	0
COLTS	203	2503	12.3	63	15
OPPONENTS	178	2555	14.3	83	15

INTERCEPTIONS	NO.	YDS.	AVG.	LG	TD
Stukes	5	23	4.6	11	0
Volk	4	86	21.5	23	0
Curtis	4	74	18.5	33	1
Logan	4	47	11.8	20	0
May	2	43	21.5	37	0
Hendricks	2	13	6.5	13	0
Laird	1	31	31.0	31	0
Hepburn	1	14	14.0	14	0
COLTS	23	331	14.4	37	1
OPPONENTS	12	169	14.1	38	0

PUNTING	NO.	YDS.	AVG.	LG	BLK.
Laird	57	2400	42.1	60	1
Lee	57	2400	42.1	60	1
COLTS	71	2766	39.0	61	1
OPPONENTS					

PUNT RETURNS	NO.	FC	YDS.	AVG.	LG	TD
Laird	34	11	303	8.9	42	0
Volk	5	7	25	5.0	8	0
Logan	4	1	20	5.0	7	0
COLTS	43	19	348	8.1	42	0
OPPONENTS	29	12	204	7.0	27	0

KICKOFF RETURNS	NO.	YDS.	AVG.	LG	TD
Laird	29	843	29.1	93	1
McCauley	13	377	29.0	93	0
Nottingham	2	38	19.0	19	0
Bulaich	1	62	62.0	62	0
Mildren	1	1	1.0	1	0
Hendricks	1	0	0.0	0	0
COLTS	47	1321	28.1	93	1
OPPONENTS	50	1091	21.8	49	0

## USUAL STARTERS PRO BOWLERS IN BOLDFACE

OFFENSE	DEFENSE
WR Jim O'Brien	LDE Billy Newsome
IT Bob Vogel	LDT Fred Miller
LG Glenn Ressler	RDT Jim Bailey
C Bill Curry	RDE Roy Hillon
RG Dan Sullivan	LLB Ted Hendricks
RT Dennis Nelson	MLB Mike Curtis
TE Tom Mitchell	RLB Ray May
WR Sam Havrilak	LCB Charlie Stukes
QB Marty Domres	RCB Lonnie Hepburn
RB Don McCauley	LS Jerry Logan
RB Don Nottingham	RS Rick Volk
	KR Bruce Laird

PASSING	ATT.	COMP.	YDS.	PCT.	AVG./ATT.	TD	TD%	INT.	INT.%	LG	SACKED	RATING
Domres	222	115	1392	51.8	6.27	11	5.0	6	2.7	62	11/96	76.6
Unitas	157	88	1111	56.1	7.08	4	2.6	6	3.8	63	14/114	70.8
Havrilak	1	0	0	0.0	0.00	0	0.0	0	0.0	0	0/0	39.6
Mildren	1	0	0	0.0	0.00	0	0.0	0	0.0	0	0/0	39.6
COLTS	381	203	2503	53.3	6.57	15	3.9	12	3.2	63	25/210	73.9
OPPONENTS	313	178	2555	56.9	8.16	15	4.8	23	7.4	83	25/232	68.8

## 1973

RECORD: 4-10 COACH: HOWARD SCHNELLENBERGER

FOURTH - AFC EASTERN DIVISION

HOME: 3-4 AWAY: 1-6

DIV: 2-6 CONF: 2-9 NCONF: 2-1

DATE	RESULTS	OPPONENT	ATTENDANCE	FGS	1-19	20-29	30-39	40-49	50+	TOT.	PUNTING	NO.	YDS.	AVG.	LG	BLK.
9/16	L 14-24	@ Cleveland	74,303	Hunt	6-6	6-8	4-6	0-5	0-3	16-28	Lee	62	2402	38.7	60	2
9/23	L 10-34	NEW YORK JETS	55,942	<b>COLTS</b>	<b>6-6</b>	<b>6-8</b>	<b>4-6</b>	<b>0-5</b>	<b>0-3</b>	<b>16-28</b>	<b>COLTS</b>	<b>62</b>	<b>2402</b>	<b>38.7</b>	<b>60</b>	<b>2</b>
9/30	W 14-10	NEW ORLEANS	52,293	<b>OPP.</b>	<b>9-10</b>	<b>3-4</b>	<b>8-11</b>	<b>2-5</b>	<b>1-3</b>	<b>23-33</b>	<b>OPPONENTS</b>	<b>47</b>	<b>1758</b>	<b>37.4</b>	<b>57</b>	<b>1</b>
10/7	L 16-24	@ New England	57,044	Hunt, [46, 33]	[17]	[27]	[38, 27, 38]	[19, 22]								
10/14	L 13-31	@ Buffalo	78,875	[14, 20, 29]	[1]	[22, 38, 50, 36]	[1]	[52]	[49, 43, 23, 27]							
10/21	W 29-27	@ Detroit	48,058	[17, 50, 46]	[19, 43]	[16, 32]										
10/28	L 21-34	OAKLAND	59,008	OPP, [14]	[22, 16]	[45, 17]	[40, 18]	[52]	[13, 36, 35]							
11/4	L 27-31	HOUSTON	52,707	[27, 30]	[47, 38]	[13, 54, 14, 38]	[35, 18, 37, 42, 29]									
11/11	L 0-44	@ Miami	60,332	[36, 25]	[30, 32, 18]	[42, 10]	[52, 36]									
11/18	L 14-22	@ Washington	61,009	<b>RUSHING</b>	<b>NO.</b>	<b>YDS.</b>	<b>AVG.</b>	<b>LG</b>	<b>TD</b>							
11/25	L 17-24	BUFFALO	52,250	Mitchell, L	253	963	3.8	36	2							
12/2	L 17-20	@ New York Jets	52,675	McCaughey	144	514	3.6	24	2							
12/9	W 16-3	MIAMI	58,446	Domres	32	126	3.9	14	2							
12/16	W 18-13	NEW ENGLAND	52,065	Nottingham	28	118	4.2	20	1							

## TEAM STATISTICS

TOTAL FIRST DOWNS

Rushing

Passing

Penalty

3rd Down M/A/Pct

TOTAL NET YARDS

Avg. Per Game

Total Plays

Avg. Per Play

NET YARDS RUSHING

Avg. Per Game

Total Rushes

NET YARDS PASSING

Avg. Per Game

Tackled/Yards Lost

Gross Yards

Att./Completions

Completion Pct.

Had Intercepted

PUNTS/AVERAGE

PENALTIES/YARDS

FUMBLES/BALL LOST

TOUCHDOWNS

Rushing

Passing

Defense/Kicking

SCORE BY PERIODS

COLTS

OPPONENTS

SCORING

Hunt

Speyrer

Doughty

Mitchell, T.

Domres

McCaughey

Mitchell, L.

Olds

Hendricks

Nottingham

Chestor

White

Andrews

COLTS

OPPONENTS

PASSING

Domres

Jones

Speyrer

COLTS

OPPONENTS

COLTS

OPP

218

121

79

18

82/203/40.4

3506

250.4

868

4.0

2031

145.1

536

1475

105.4

32/271

1746

300/137

45.7

25

62/38.7

57/483

18/13

26

9

14

1/2

1

45

108

64

116

341

70

30

24

24

12

12

12

6

6

6

6

6

190

341

ATT.

93

43

1

300

331

243

104

123

16

67/175/38.3

4488

320.6

847

5.3

2089

149.2

491

2399

171.4

25/200

2599

331/199

60.1

15

47/37.4

69/684

35/22

39

16

15

6/2

TOTAL

226

341

TP

16-28

24

24

24

12

12

12

6

6

6

6

6

6

190

341

COMP.

539

54

1746

2599

RECEIVING

Doughty

Mitchell, T.

McCaughey

Chestor

Speyrer

Mitchell, L.

Ginn

Nottingham

Olds

Smith

Havrilak

Andrews

COLTS

OPPONENTS

INTERCEPTIONS

White

Hendricks

Kern

Oldham

Curtis

Kacmarek

Volk

COLTS

OPPONENTS

NO.

4

3

2

2

1

1

15

25

NO.

40

33

2

10

9

1

15

25

YDS.

10.0

11.0

11.0

5.0

4.5

2.0

0.0

7.7

13.4

LG

22

24

22

7

9

2

0

24

45

TD

4

0

0

0

1

1

4

PUNTING

Lee

COLTS

OPPONENTS

PUNT RETURNS

Laird

Volk

Kern

COLTS

OPPONENTS

KICKOFF RETURNS

Laird

Speyrer

Ginn

Olds

Volk

White

Nottingham

Andrews

Munsey

McCaughey

COLTS

OPPONENTS

USUAL STARTERS

PRO BOWLERS IN BOLDFACE

WR Cotton Speyrer

LT Tom Drougas

LG Glenn Ressler

C Ken Mendenhall

RG Elmer Collett

RT Dennis Nelson

TE Raymond Chester

WR Glenn Doughty

QB Mary Domres

RB Lydell Mitchell

RB Don McCaughey

DEFENSE

LDE Mike Barnes

LDT Jim Bailey

RDT Joe Ehrmann

RDE Joe Schmiesing

LLB Ted Hendricks

MLB Mike Curtis

RLB Stan White

LCB Rex Kern

RCB Nelson Munsey

LS Jack Mildren

RS Rick Volk

NO.

4

3

2

2

1

1

15

25

YDS.

10.0

11.0

11.0

5.0

4.5

2.0

0.0

7.7

13.4

LG

# 1974

RECORD: 2-12 COACH: HOWARD SCHNELLENBERGER (3), JOE THOMAS (11)

FIFTH - AFC EASTERN DIVISION

HOME: 0-7 AWAY: 2-5

DIV: 1-7 CONF: 1-10 NCONF: 1-2

DATE	RESULTS	OPPONENT	ATTENDANCE
9/15	L 0-30	@ Pittsburgh	48,890
9/22	L 13-20	GREEN BAY	41,252
9/29	L 10-30	@ Philadelphia	64,205
10/6	L 3-42	@ New England	59,502
10/13	L 14-27	BUFFALO	42,089
10/20	W 35-20	@ New York Jets	51,745
10/27	L 7-17	@ Miami	65,868
11/3	L 14-24	CINCINNATI	40,037
11/10	L 6-17	DENVER	37,959
11/17	W 17-7	@ Atlanta	41,278
11/24	L 17-27	NEW ENGLAND	38,971
12/1	L 0-6	@ Buffalo	75,325
12/8	L 16-17	MIAMI	43,553
12/15	L 38-45	NEW YORK JETS	38,168

**TEAM STATISTICS**

	COLTS	OPP
TOTAL FIRST DOWNS	244	237
Rushing	110	120
Passing	109	101
Penalty	25	16
3rd Down M/A/Pct	98/222/44.1	87/198/43.9
TOTAL NET YARDS	3843	4126
Avg. Per Game	274.5	294.7
Total Plays	924	849
Avg. Per Play	4.2	4.9
NET YARDS RUSHING	1818	1961
Avg. Per Game	129.9	140.1
Total Rushes	450	516
NET YARDS PASSING	2025	2165
Avg. Per Game	144.6	154.6
Tackled/Yards Lost	49/399	21/183
Gross Yards	2424	2348
Att./Completions	425/221	312/180
Completion Pct.	52.0	57.7
Had Intercepted	24	10
PUNTS/AVERAGE	71/37.1	67/38.4
PENALTIES/YARDS	66/587	75/737
FUMBLES/BALL LOST	28/13	25/14
TOUCHDOWNS	22	40
Rushing	13	20
Passing	9	16
Defense/Kicking	0/0	4/0

**SCORE BY PERIODS**

	1	2	3	4	TOTAL
COLTS	13	56	48	73	190
OPPONENTS	51	142	62	74	329

**SCORING**

	TDR	TDP	TDRT	PAT	FG	5	TP
Linhart					22-22	12-20	58
Mitchell	5	2					42
Jones	4						24
Olds	1	2					18
Domres	2						12
Doughty		2					12
Chester		1					6
McCaulley		1					6
Orduna	1						6
Speyrer		1					6
COLTS	13	9	22-22	12-20			190
OPPONENTS	20	16	4	38-40	17-27		329

FGS	1-19	20-29	30-39	40-49	50+	TOT.
Linhart	0-0	8-8	2-5	2-6	0-1	12-20
COLTS	0-0	8-8	2-5	2-6	0-1	12-20
OPP.	1-1	7-8	7-12	1-5	1-1	17-27

Linhart: () (37,23,47) (45) (31,27) (42) (37) (37) ()  
 (21,26) (37,49) (48,25) (52) (26,40,20) (26)  
 OPP: (31) (52,39) (20,38,42) () (28,29,33,35) ()  
 (23,42,33) (33,40,18) (37) (45) (33,28) (20,31) (27)  
 (30,37,43,25)

RUSHING	NO.	YDS.	AVG.	LG	TD
Mitchell	214	757	3.5	31	5
Olds	129	475	3.7	34	1
Jones	39	279	7.2	39	4
Domres	22	145	6.6	21	2
McCaulley	30	90	3.0	15	0
Doughty	7	51	7.3	17	0
Scott	2	12	6.0	9	0
Andrews	5	6	1.2	4	0
Orduna	2	3	1.5	2	1
COLTS	450	1818	4.0	39	13
OPPONENTS	516	1961	3.8	69	20

RECEIVING	NO.	YDS.	AVG.	LG	TD
Mitchell	72	544	7.6	24	2
Chester	37	461	12.5	45	1
Doughty	24	300	12.5	27	2
Carr	21	405	19.3	57	0
Olds	21	153	7.3	18	2
Scott	18	317	17.6	45	0
McCaulley	17	112	6.6	14	1
Speyrer	9	110	12.2	27	1
Smith	1	14	14.0	14	0
Orduna	1	8	8.0	8	0
COLTS	221	2424	11.0	57	9
OPPONENTS	180	2348	13.0	77	16

INTERCEPTIONS	NO.	YDS.	AVG.	LG	TD
Curtis	3	24	8.0	11	0
Volk	2	0	0.0	0	0
White	1	40	40.0	40	0
Laird	1	15	15.0	15	0
Dickel	1	5	5.0	5	0
Oldham	1	3	3.0	3	0
Netles	1	0	0.0	0	0
COLTS	10	87	8.7	40	0
OPPONENTS	24	384	16.0	55	3

PUNTING	NO.	YDS.	AVG.	LG	BLK.
Lee	71	2634	37.1	58	1
COLTS	71	2634	37.1	58	1
OPPONENTS	67	2575	38.4	59	0

PUNT RETURNS	NO.	FC	YDS.	AVG.	LG	TD
Berra	16	2	114	7.1	14	0
Laird	11	0	30	2.7	10	0
Speyrer	8	2	54	6.8	18	0
Scott	3	1	31	10.3	14	0
Rudnick	2	0	23	11.5	12	0
Volk	1	0	1	1.0	1	0
Bertuca	1	0	0	0.0	0	0
COLTS	42	5	253	6.0	18	0
OPPONENTS	46	6	413	9.0	66	0

KICKOFF RETURNS	NO.	YDS.	AVG.	LG	TD
Speyrer	22	539	24.5	44	0
Laird	19	499	26.3	55	0
Berra	13	259	19.9	54	0
Orduna	3	68	22.7	24	0
Scott	3	61	20.3	26	0
Mayo	2	23	11.5	14	0
Andrews	1	18	18.0	18	0
McCaulley	1	17	17.0	17	0
Rudnick	1	5	5.0	5	0
Oldham	1	0	0.0	0	0
COLTS	66	1489	22.6	55	0
OPPONENTS	45	903	20.1	38	0

**USUAL STARTERS  
PRO BOWLERS IN BOLDFACE**

OFFENSE	DEFENSE
WR Roger Carr	LDE Fred Cook
LT David Taylor	LDT Jim Bailey
LG Glenn Ressler	RDT Joe Ehrmann
C Ken Mendenhall	RDE John Dutton
RG Elmer Collett	LLB Tom MacLeod
RT Dennis Nelson	<b>MLB Mike Curtis</b>
TE Raymond Chester	RLB Stan White
WR Glenn Doughty	LCB Ray Oldham
QB Bert Jones	RCB Nelson Munsy
RB Iyde Mitchell	LS Bruce Laird
RB Bill Olds	RS Rick Volk

PASSING	ATT.	COMP.	YDS.	PCT.	AVG./ATT.	TD	TD%	INT.	INT.%	LG	SACKED	RATING
Jones	270	143	1610	53.0	5.96	8	3.0	12	4.4	57	36/328	62.4
Domres	153	77	803	50.3	5.25	0	0.0	12	7.8	44	13/ 71	33.2
McCaulley	2	1	11	50.0	5.50	1	50.0	0	0.0	11	0/ 0	106.3
COLTS	425	221	2424	52.0	5.70	9	2.1	24	5.6	57	49/399	52.7
OPPONENTS	312	180	2348	57.7	7.53	16	5.1	10	3.2	77	21/183	85.3

# 1975

**RECORD: 10-4 COACH: TED MARCHIBRODA**  
**FIRST - AFC EASTERN DIVISION**  
**HOME: 5-2 AWAY: 5-2**  
**DIV: 6-2 CONF: 8-3 NCONF: 2-1**

DATE	RESULTS	OPPONENT	ATTENDANCE
9/21	W 35-7	@ Chicago	51,678
9/28	L 20-31	OAKLAND	41,023
10/5	L 13-24	@ Los Angeles Rams	62,491
10/12	L 31-38	BUFFALO	45,791
10/19	L 10-21	@ New England	51,417
10/26	W 45-28	@ New York Jets	55,137
11/2	W 21-7	CLEVELAND	37,285
11/9	W 42-35	@ Buffalo	77,320
11/16	W 52-19	NEW YORK JETS	54,006
11/23	W 33-17	@ Miami	61,986
11/30	W 28-14	KANSAS CITY	44,151
12/7	W 21-0	@ New York Giants	49,863
12/14	W 10-7	MIAMI	OT 60,548
12/21	W 34-21	NEW ENGLAND	50,801
<b>12/27</b>	<b>L 10-28</b>	<b>@ Pittsburgh</b>	<b>59,053</b>

TEAM STATISTICS	COLTS	OPP
TOTAL FIRST DOWNS	266	242
Rushing	131	101
Passing	114	124
Penalty	21	17
3rd Down M/A/Pct	105/217/48.4	84/199/42.2
TOTAL NET YARDS	4498	4173
Avg. Per Game	321.3	298.1
Total Plays	928	905
Avg. Per Play	4.8	4.6
NET YARDS RUSHING	2217	1821
Avg. Per Game	158.4	130.1
Total Rushes	536	453
NET YARDS PASSING	2281	2352
Avg. Per Game	162.9	168.0
Tackled/Yards Lost	38/325	59/496
Gross Yards	2606	2848
Att./Completions	354/211	393/193
Completion Pct.	59.6	49.1
Had Intercepted	8	29
PUNTS/AVERAGE	86/39.6	83/38.6
PENALTIES/YARDS	80/760	79/700
FUMBLES/BALL LOST	18/10	29/12
TOUCHDOWNS	52	36
Rushing	28	17
Passing	19	17
Defense/Kicking	5/0	1/1

SCORE BY PERIODS	1	2	3	4	OT	TOTAL
<b>COLTS</b>	<b>96</b>	<b>130</b>	<b>72</b>	<b>94</b>	<b>3</b>	<b>395</b>
<b>OPPONENTS</b>	<b>34</b>	<b>97</b>	<b>52</b>	<b>86</b>	<b>0</b>	<b>269</b>

SCORING	TDR	TDP	TDRT	PAT	FG	S	TP
Mitchell	11	4					90
Linhart				51-52	10-18		81
McCaughey	10	1					66
Doughty	4	4					24
Olds	2	2					24
Chester			3				18
Jones		3					18
Carr		2					12
Johnson		2					12
Wallace				2			12
Cook				1			6
Domres	1						6
Leaks	1						6

SCORING	TDR	TDP	TDRT	PAT	FG	S	TP
Munsey				1			6
White				1			6
Kennedy		1					6
Laird						1	2

COLTS	28	19	5	51-52	10-18	1	395
<b>OPPONENTS</b>	<b>17</b>	<b>17</b>	<b>2</b>	<b>35-36</b>	<b>6-10</b>		<b>269</b>

FGS	1-19	20-29	30-39	40-49	50+	TOT.
Linhart	2-2	0-3	7-10	1-3	0-0	10-18
<b>COLTS</b>	<b>2-2</b>	<b>0-3</b>	<b>7-10</b>	<b>1-3</b>	<b>0-0</b>	<b>10-18</b>
<b>OPP.</b>	<b>0-0</b>	<b>3-3</b>	<b>1-2</b>	<b>2-3</b>	<b>0-2</b>	<b>6-10</b>

Linhart: [ ] (26,31,37) [ ] (39,19,34) (36,46) (37) [ ] (36) (42) (25) [ ] (29,31) (19,44,37,31)  
 OPP: [ ] (29) (27) (44) (52) [ ] [ ] (45,36) (52,28) [ ] (45,35) [ ]

RUSHING	NO.	YDS.	AVG.	LG	TD
Mitchell	289	1193	4.1	70	11
Jones	47	321	6.8	36	3
Olds	94	281	3.0	14	2
McCaughey	60	196	3.3	18	10
Leaks	41	175	4.3	17	1
Domres	4	46	11.5	20	1
Doughty	1	5	5.0	5	0
<b>COLTS</b>	<b>536</b>	<b>2217</b>	<b>4.1</b>	<b>70</b>	<b>28</b>
<b>OPPONENTS</b>	<b>453</b>	<b>1821</b>	<b>4.0</b>	<b>66</b>	<b>17</b>

RECEIVING	NO.	YDS.	AVG.	LG	TD
Mitchell	60	544	9.1	35	4
Doughty	39	666	17.1	63	4
Chester	38	457	12.0	32	3
Olds	30	194	6.5	28	2
Carr	23	517	22.5	90	2
McCaughey	14	93	6.6	32	1
Johnson	4	115	28.8	68	2
Kennedy	2	15	7.5	12	1
Leaks	1	5	5.0	5	0
<b>COLTS</b>	<b>211</b>	<b>2606</b>	<b>12.4</b>	<b>90</b>	<b>19</b>
<b>OPPONENTS</b>	<b>193</b>	<b>2848</b>	<b>14.8</b>	<b>91</b>	<b>17</b>

INTERCEPTIONS	NO.	YDS.	AVG.	LG	TD
White	8	135	16.9	32	1
Wallace	4	126	31.5	42	2
Mumphord	4	58	14.5	28	0
Laird	3	46	15.3	28	0
Munsey	3	36	12.0	30	1
Oldham	2	23	11.5	13	0
Cheyuski	2	8	4.0	6	0
McLeod	1	50	50.0	50	0
Cook	1	8	8.0	8	0
Curtis	1	3	3.0	3	0
<b>COLTS</b>	<b>29</b>	<b>493</b>	<b>17.0</b>	<b>50</b>	<b>4</b>
<b>OPPONENTS</b>	<b>8</b>	<b>111</b>	<b>13.9</b>	<b>38</b>	<b>0</b>

PUNTING	NO.	YDS.	AVG.	LG	BLK.
Lee	86	3402	39.6	62	1
<b>COLTS</b>	<b>86</b>	<b>3402</b>	<b>39.6</b>	<b>62</b>	<b>1</b>
<b>OPPONENTS</b>	<b>83</b>	<b>3204</b>	<b>38.6</b>	<b>63</b>	<b>3</b>

PUNT RETURNS	NO.	FC	YDS.	AVG.	LG	TD
Stevens	36	8	396	11.0	53	0
Wallace	6	0	43	7.2	14	0
Johnson	0	4	0	0.0	0	0
Oldham	0	3	0	0.0	0	0
<b>COLTS</b>	<b>42</b>	<b>15</b>	<b>439</b>	<b>10.5</b>	<b>53</b>	<b>0</b>
<b>OPPONENTS</b>	<b>51</b>	<b>5</b>	<b>513</b>	<b>10.1</b>	<b>46</b>	<b>0</b>

KICKOFF RETURNS	NO.	YDS.	AVG.	LG	TD
Laird	31	799	25.8	65	0
Stevens	3	71	23.7	31	0
McCaughey	4	86	21.5	29	0
Johnson	7	134	19.1	30	0
Kennedy	2	36	18.0	19	0
Pratt	4	64	16.0	22	0
Wallace	1	0	0.0	0	0
<b>COLTS</b>	<b>52</b>	<b>1190</b>	<b>22.9</b>	<b>65</b>	<b>0</b>
<b>OPPONENTS</b>	<b>70</b>	<b>1655</b>	<b>23.6</b>	<b>99</b>	<b>1</b>

### USUAL STARTERS PRO BOWLERS IN BOLDFACE

OFFENSE	DEFENSE
WR Roger Carr	LDE Fred Cook
LT David Taylor	LDT Mike Barnes
LG Robert Pratt	RDT Joe Ehrmann
C Ken Mendenhall	<b>RDE John Dutton</b>
RG Elmer Collett	LB Tom MacLeod
<b>RT George Kunz</b>	MLB Jim Cheyuski
TE Raymond Chester	RB Stan White
WR Glenn Doughty	LCB Lloyd Mumphord
QB Bert Jones	RCB Nelson Munsey
<b>RB Lydell Mitchell</b>	LS Bruce Laird
RB Bill Olds	RS Jackie Wallace

PASSING	ATT.	COMP.	YDS.	PCT.	AVG./ATT.	TD	TD%	INT.	INT.%	LG	SACKED	RATING
Jones	344	203	2483	59.0	7.22	18	5.2	8	2.3	90+	38/325	89.1
Domres	10	8	123	80.0	12.30	1	10.0	0	0.0	32	0/0	151.3
<b>COLTS</b>	<b>354</b>	<b>211</b>	<b>2606</b>	<b>59.6</b>	<b>7.36</b>	<b>19</b>	<b>5.4</b>	<b>8</b>	<b>2.3</b>	<b>90+</b>	<b>38/325</b>	<b>90.9</b>
<b>OPPONENTS</b>	<b>393</b>	<b>193</b>	<b>2848</b>	<b>49.1</b>	<b>7.25</b>	<b>17</b>	<b>4.3</b>	<b>29</b>	<b>7.4</b>	<b>91</b>	<b>59/496</b>	<b>56.9</b>

# 1976

RECORD: 11-3 COACH: TED MARCHIBRODA  
 FIRST - AFC EASTERN DIVISION  
 HOME: 6-1 AWAY: 5-2  
 DIV: 7-1 CONF: 11-1 NCONF: 0-2

DATE	RESULTS	OPPONENT	ATTENDANCE	FGS	1-19	20-29	30-39	40-49	50+	TOT.	PUNT RETURNS	NO.	FC	YDS.	AVG.	LG	TD
9/12	W 27-13	@ New England	43,512	Linhart	0-0	9-9	10-11	1-7	0-0	20-27	Stevens	39	9	315	7.9	44	0
9/19	W 28-27	CINCINNATI	50,621	<b>COLTS</b>	0-0	9-9	10-11	1-7	0-0	<b>20-27</b>	Lee	1	0	0	0.0	0	0
9/26	L 27-30	@ Dallas	64,237	<b>OPP.</b>	1-1	6-6	5-6	2-6	1-1	<b>15-20</b>	Wallace	0	3	0	0.0	0	0
10/3	W 42-17	TAMPA BAY	43,105	Linhart	<b>(28,32) (45) (44,30,24) (32,38) ( )</b>						Oldham	0	1	0	0.0	0	0
10/10	W 28-14	MIAMI	60,020	<b>(21) (24,35) (45,25) (41,39) (40) (27)</b>	<b>(34,34,44,41,31,38) (22) (24,22,36)</b>						<b>COLTS</b>	40	13	315	7.9	44	0
10/17	W 31-13	@ Buffalo	71,009	<b>OPP.</b>	<b>(31,27,39) (26,51) (37,18,32) (40) ( )</b>						<b>OPPONENTS</b>	33	5	231	7.0	49	0
10/24	W 20-0	@ New York Jets	49,768	<b>(32,44) ( ) (44) (41) (48,44) (20) (26) (22) (28,34)</b>													
11/1	W 38-14	HOUSTON	60,020	<b>RUSHING</b>													
11/7	W 37-21	@ San Diego	42,827	Mitchell	289	1200	4.2	43	5								
11/14	L 14-21	NEW ENGLAND	60,020	Leaks	118	445	3.8	42	7								
11/22	W 17-16	@ Miami	62,104	McCowley	69	227	3.3	16	9								
11/28	W 33-16	NEW YORK JETS	46,938	Lee	41	220	5.4	69r	1								
12/4	L 17-24	@ St. Louis	48,282	Jones	38	214	5.6	17	2								
12/12	W 58-20	BUFFALO	53,729	Troup	5	-1	-0.2	6r	1								
12/19	L 14-40	PITTSBURGH	60,020	Doughty	3	7	2.3	3	0								
				Stevens	1	3	3.0	3	1								
				Lee	1	-12	-12.0	-12	0								
				<b>COLTS</b>	565	2303	4.1	69r	26								
				<b>OPPONENTS</b>	438	1844	4.2	54	11								

TEAM STATISTICS		COLTS	OPP
TOTAL FIRST DOWNS		301	229
Rushing	133	83	
Passing	144	126	
Penalty	24	20	
3rd Down M/A/Pct	109/200/54.5	70/184/38.0	
TOTAL NET YARDS	5236	4187	
Avg. Per Game	374.0	299.1	
Total Plays	956	866	
Avg. Per Play	5.5	4.8	
NET YARDS RUSHING	2303	1844	
Avg. Per Game	164.5	131.7	
Total Rushes	565	438	
NET YARDS PASSING	2933	2343	
Avg. Per Game	209.5	167.4	
Tackled/Yards Lost	30/288	56/461	
Good Yards	3221	2804	
AR/Completions	361/215	372/192	
Completion Pct	59.6	51.6	
Had Intercepted	10	15	
RUNTS/AVERAGE	59/39.7	79/36.9	
NET PUNTING AVG.	34.8	31.1	
PENALTIES/YARDS	92/786	89/770	
FUMBLES/BALL LOST	25/18	32/21	
TOUCHDOWNS	51	29	
Rushing	26	11	
Passing	24	16	
Defense/Kicking	1/0	2/0	

RECEIVING	NO.	YDS.	AVG.	LG	TD
Mitchell	60	555	9.3	40r	3
Carr	43	1112	25.9	79r	11
Doughty	40	628	15.7	41	5
McCowley	34	347	10.2	44	2
Chester	24	467	19.5	40	3
Leaks	8	43	5.4	10	0
Scott	3	35	11.7	18	0
Kennedy	1	32	32.0	32	0
Thompson	1	11	11.0	11	0
Lee	1	-9	-9.0	-9	0
<b>COLTS</b>	215	3221	15.0	79r	24
<b>OPPONENTS</b>	192	2804	14.6	67r	16

INTERCEPTIONS	NO.	YDS.	AVG.	LG	TD
Wallace	5	105	21.0	41	0
White	3	26	8.7	15	0
Oldham	2	40	20.0	33	0
Luce	2	7	3.5	7	0
Mumphord	1	22	22.0	22	0
Munsey	1	10	10.0	10	0
Cook	1	1	1.0	1	0
<b>COLTS</b>	15	211	14.1	41	0
<b>OPPONENTS</b>	10	146	14.6	31r	1

PUNTING	NO.	YDS.	AVG.	TB	IN20	LG	BLK.
Lee	59	2342	39.7	3	21	56	0
<b>COLTS</b>	59	2342	39.7	3	21	56	0
<b>OPPONENTS</b>	79	2914	36.9	7	7	60	0

SCORE BY PERIODS	1	2	3	4	TOTAL
<b>COLTS</b>	72	175	77	93	417
<b>OPPONENTS</b>	46	84	31	85	246

SCORING	TDR	TDP	TDRT	PAT	FG	S	TP
Linhart					49-51	20-27	109
Carr	11						66
McCowley	9	2					66
Mitchell	5	3					48
Leaks	7						42
Doughty		5					30
Chester		3					18
Jones	2						12
Lee	1						6
Luce			1				6
Stevens	1						6
Troup	1						6
Fernandes						1	2
<b>COLTS</b>	26	24	1	49-51	20-27	1	417
<b>OPPONENTS</b>	11	16	2	27-29	15-20		246

PASSING	ATT.	COMP.	YDS.	PCT.	AVG./ATT.	TD	TD%	INT.	INT.%	LG	SACKED	RATING
Jones	343	207	3104	60.4	9.05	24	7.0	9	2.6	79r	29/284	102.5
Troup	18	8	117	44.4	6.50	0	0.0	1	5.6	32	1/ 4	43.1
<b>COLTS</b>	361	215	3221	59.6	8.92	24	6.6	10	2.8	79r	30/288	99.5
<b>OPPONENTS</b>	372	192	2804	51.6	7.54	16	4.3	15	4.0	67r	56/461	74.0

### USUAL STARTERS

#### PRO BOWLERS IN BOLDFACE

OFFENSE	DEFENSE
<b>WR Roger Carr</b>	LDE Fred Cook
LT David Taylor	LDT Mike Barnes
LG Robert Pratt	RDT Joe Ehrmann
C Ken Mandenhall	<b>RDE John Dutton</b>
RG Elmer Collett	LB Darrel Luce
<b>RT George Kunz</b>	MLB Jim Cheyfsinski
TE Raymond Chester	RLB Stan White
WR Glenn Doughty	LCB Lloyd Mumphord
<b>QB Bert Jones</b>	RCB Nelson Munsey,
<b>RB Lydell Mitchell</b>	Ray Oklaham
RB Roosevelt Leaks	SS Bruce Laird
	FS Jackie Wallace
	K Toni Linhart

# 1977

RECORD: 10-4 COACH: TED MARCHIBRODA  
 FIRST - AFC EASTERN DIVISION  
 HOME: 6-1 AWAY: 4-3  
 DIV: 6-2 CONF: 9-3 NCONF: 1-1

DATE	RESULTS	OPPONENT	ATTENDANCE
9/18	W 29-14	@ Seattle	58,991
9/25	W 20-12	@ New York Jets	43,439
10/ 2	W 17-14	BUFFALO	49,247
10/ 9	W 45-28	MIAMI	57,829
10/16	W 17- 6	@ Kansas City	63,076
10/23	L 3-17	@ New England	60,958
10/30	W 31-21	PITTSBURGH	60,763
11/ 7	W 10- 3	WASHINGTON	60,763
11/13	W 31-13	@ Buffalo	39,444
11/20	W 33-12	NEW YORK JETS	52,014
11/27	L 13-27	@ Denver	74,939
12/ 5	L 6-17	@ Miami	68,977
12/11	L 10-13	DETROIT	45,124
12/18	W 30-24	NEW ENGLAND	60,763
<b>12/24</b>	<b>L 31-37</b>	<b>OAKLAND</b>	<b>207 60,763</b>

TEAM STATISTICS	COLTS	OPP
TOTAL FIRST DOWNS	269	210
Rushing	111	78
Passing	136	116
Penalty	22	16
3rd Down M/A/Pct	104/221/47.1	72/190/37.9
TOTAL NET YARDS	4588	3988
Avg. Per Game	327.7	284.9
Total Plays	987	852
Avg. Per Play	4.6	4.7
NET YARDS RUSHING	2123	1798
Avg. Per Game	151.6	128.4
Total Rushes	566	423
NET YARDS PASSING	2465	2190
Avg. Per Game	176.1	156.4
Tackled/Yards Lost	26/221	47/359
Gross Yards	2686	2549
Att./Completions	395/224	382/181
Completion Pct.	56.7	47.4
Had Intercepted	12	30
PUNTS/AVERAGE	84/37.4	81/36.2
NET PUNTING AVG.	29.5	31.5
PENALTIES/YARDS	77/620	78/618
FUMBLES/BALL LOST	24/14	27/17
TOUCHDOWNS	35	27
Rushing	17	11
Passing	17	10
Defense/Kicking	1/0	3/3
TIME OF POSSESSION	31:53	28:07

SCORE BY PERIODS	1	2	3	4	TOTAL
COLTS	66	85	85	59	295
OPPONENTS	41	74	33	73	221

SCORING	TDR	TDP	TDRT	PAT	FG	S	TP
Linhart					32/35	17/26	83
McCaulley	6	2					48
Mitchell	3	4					42
Doughty		4					24
Leaks	3	1					24
Chester		3					18
Lee		3					18
Jones		2					12
Scott		2					12
Carr		1					6
Pratt			1				6
Nettles							1 2
COLTS	17	17	1	32-35	17-26	1	295
OPPONENTS	11	10	6	24-27	11-21	1	221

FGS	1-19	20-29	30-39	40-49	50+	TOT.
Linhart	0-0	5-8	5-7	7-10	0-1	17-26
COLTS	0-0	5-8	5-7	7-10	0-1	17-26
OPP.	1-2	6-8	2-3	2-7	0-1	11-21

Linhart: (45,38,42)	(45,44)	(41)	(44)	(40)	(24,29)
(26,29) (22,30)	(30,31,52)	(40,43)	(32,27)	(27,31)	(38,28,45)
OPP: (19) (25)	(44,35)	(41)	(18)	(40)	(45,42,26,45)
(24,52,22)	(27,29,44)	(25,29,37)	(30)		

RUSHING	NO.	YDS.	AVG.	LG	TD
Mitchell	301	1159	3.9	64	3
Lee	84	346	4.1	30	3
Leaks	59	237	4.0	39	3
McCaulley	83	234	2.8	16	6
Jones	28	146	5.2	22	2
Doughty	2	11	5.5	16	0
Lee	2	2	1.0	0	0
Troup	7	8	1.1	7	0
COLTS	566	2123	3.8	64	17
OPPONENTS	423	1798	4.3	77	11

RECEIVING	NO.	YDS.	AVG.	LG	TD
Mitchell	71	620	8.7	38	4
McCaulley	51	495	9.7	34	2
Chester	31	556	17.9	78	3
Doughty	28	435	15.5	57	4
Scott	18	267	14.8	33	2
Carr	11	199	18.1	45	1
Lee	10	60	6.0	15	0
Leaks	3	39	13.0	26	1
Thompson, R.	1	15	15.0	15	0
COLTS	224	2686	12.0	78	17
OPPONENTS	181	2549	14.1	68	10

INTERCEPTIONS	NO.	YDS.	AVG.	LG	TD
Blackwood	10	163	16.3	37	0
White	7	84	12.0	19	0
Laird	3	56	18.7	22	0
Thompson, N.	3	39	13.0	20	0
Munsey	3	25	8.3	14	0
MacLeod	2	37	18.5	33	0
Nettles	1	30	30.0	30	0
Simonini	1	0	0.0	0	0
COLTS	30	434	14.5	37	0
OPPONENTS	12	298	24.8	73	1

PUNTING	NO.	YDS.	AVG.	TB	IN20	LG	BLK.
Lee	82	3142	38.3	9	19	59	2
COLTS	84	3142	37.4	9	19	59	2
OPPONENTS	81	2933	36.2	3	7	73	0

PUNT RETURNS	NO.	FC	YDS.	AVG.	LG	TD
Stevens	34	6	301	8.9	24	0
Blackwood	7	5	22	3.1	10	0
Oldham	1	3	0	0.0	0	0
COLTS	42	14	323	7.7	24	0
OPPONENTS	44	5	481	10.9	73	1

KICKOFF RETURNS	NO.	YDS.	AVG.	LG	TD
Laird	24	541	22.5	35	0
Stevens	11	216	19.6	37	0
McCaulley	5	67	13.4	20	0
Blackwood	1	24	24.0	24	0
Huff	1	15	15.0	15	0
Johnson	1	15	15.0	15	0
Griggs	1	12	12.0	12	0
Kennedy	1	9	9.0	9	0
Shiver	1	7	7.0	7	0
Griffin	1	6	6.0	6	0
Doughty	1	0	0.0	0	0
COLTS	48	912	19.0	37	0
OPPONENTS	60	1514	25.2	101	2

## USUAL STARTERS PRO BOWLERS IN BOLDFACE

OFFENSE	DEFENSE
WR Freddie Scott	LDE Fred Cook
LT David Taylor	LDT <b>Mike Barnes</b>
LG Robert Pratt	RDT Joe Ehrmann
C Ken Mendenhall	RDE <b>John Dutton</b>
RG Ken Huff	LB Tom MacLeod
RT <b>George Kunz</b>	MLB Ed Simonini
TE Raymond Chester	RLB Stan White
WR Glenn Doughty	LCB Norm Thompson
QB Bert Jones	RCB Nelson Munsey
RB <b>Lydell Mitchell</b>	SS Bruce Laird
RB Roosevelt Leaks	FS Iyle Blackwood
	K <b>Toni Linhart</b>

PASSING	ATT.	COMP.	YDS.	PCT.	AVG./ATT.	TD	TD%	INT.	INT. %	LG	SACKED	RATING
Jones	393	224	2686	57.0	6.83	17	4.3	11	2.8	78	26/221	80.8
Troup	2	0	0	0.0	0.00	0	0.0	1	50.0	0	0/0	0.0
COLTS	395	224	2686	56.7	6.80	17	4.3	12	3.0	78	26/221	79.4
OPPONENTS	382	181	2549	47.4	6.67	10	2.6	30	7.9	68	47/359	45.4



# 1978

RECORD: 5-11 COACH: TED MARCHIBRODA

FIFTH - AFC EASTERN DIVISION

HOME: 2-6 AWAY: 3-5

DIV: 1-7 CONF: 3-9 NCONF: 2-2

DATE	RESULTS	OPPONENT	ATTENDANCE	SCORING	TDR	TDP	TDRT	PAT	FG	S	TP	PUNT RETURNS	NO.	FC	YDS.	AVG.	LG	TD
9/ 4	L	0-38 @ Dallas	65,053	Luce			1				6	Johnson	25	10	143	5.7	17	0
9/10	L	0-42 MIAMI	47,730	Siani	1						6	Washington	7	6	37	5.3	17	0
9/18	W	34-27 @ New England	57,284	Burke						1	2	Burke	1	0	0	0.0	0	0
9/24	L	17-24 @ Buffalo	55,270	<b>COLTS</b>	<b>9</b>	<b>17</b>	<b>5</b>	<b>27-31</b>	<b>8-17</b>	<b>1</b>	<b>239</b>	McCall	1	0	37	37.0	37	0
10/ 1	L	14-17 PHILADELPHIA	50,314	<b>OPPONENTS</b>	<b>21</b>	<b>29</b>	<b>4</b>	<b>53-54</b>	<b>14-24</b>	<b>1</b>	<b>421</b>	Blackwood	1	2	2	2.0	2	0
10/ 8	W	30-17 @ St. Louis	47,479	<b>FGS</b>	<b>1-19</b>	<b>20-29</b>	<b>30-39</b>	<b>40-49</b>	<b>50+</b>	<b>TOT.</b>		<b>COLTS</b>	<b>35</b>	<b>18</b>	<b>219</b>	<b>6.3</b>	<b>37</b>	<b>0</b>
10/15	L	10-33 NEW YORK JETS	48,136	Linhart	0	0	5	2	7	1	5	0	0	0	0	0	0	0
10/22	W	7- 6 DENVER	58,857	<b>COLTS</b>	<b>0- 0</b>	<b>5- 5</b>	<b>2- 7</b>	<b>1- 5</b>	<b>0-0</b>	<b>8-17</b>		<b>OPPONENTS</b>	<b>53</b>	<b>10</b>	<b>460</b>	<b>8.7</b>	<b>37</b>	<b>0</b>
10/29	L	8-26 @ Miami	53,524	<b>OPP.</b>	<b>1- 2</b>	<b>7- 8</b>	<b>3- 5</b>	<b>3- 7</b>	<b>0-2</b>	<b>14-24</b>		<b>KICKOFF RETURNS</b>	<b>NO.</b>	<b>YDS.</b>	<b>AVG.</b>	<b>LG</b>	<b>TD</b>	
11/ 6	W	21-17 WASHINGTON	60,762	Linhart	[37]	[0]	[21]	[46]	[43,35]	[27]	[0]	Johnson	41	927	22.6	57	0	
11/12	W	17-14 @ Seattle	61,905	[44,38,30]	[22,49]	[23]	[31]	[30,22,41]	[0]	[36]	Washington	19	499	26.3	90	1		
11/19	L	24-45 CLEVELAND	49,570	OPP: [18,45,48]	[0]	[0]	[41,21]	[46,26]	[26]		McCausley	7	150	21.4	31	0		
11/26	L	14-35 NEW ENGLAND	49,404	[23,52,19,30,26]	[43,33,26,27]	[32]	[44]	[53]			Hardeman	3	36	12.0	15	0		
12/ 3	L	16-24 @ New York Jets	50,248	[45]	[31]	[32,22]	[0]				Blackwood	1	18	18.0	18	0		
12/ 9	L	13-35 @ Pittsburgh	41,597								Morrison	1	6	6.0	6	0		
12/17	L	14-21 BUFFALO	40,420								Burke	1	2	2.0	2	0		
											Van Dyne	1	0	0.0	0	0		
											O'Dell	0	10	0.0	10	0		

TEAM STATISTICS	COLTS	OPP
TOTAL FIRST DOWNS	249	291
Rushing	95	153
Passing	124	119
Penalty	30	19
3rd Down M/A/Pct	74/203/36.5	119/241/49.4
TOTAL NET YARDS	4107	5911
Avg. Per Game	256.7	369.4
Total Plays	964	1049
Avg. Per Play	4.3	5.6
NET YARDS RUSHING	2044	3010
Avg. Per Game	127.8	188.1
Total Rushes	532	662
NET YARDS PASSING	2063	2901
Avg. Per Game	129.1	181.3
Tackled/Yards Lost	49/480	30/224
Gross Yards	2543	3125
Att./Completions	383/202	357/191
Completion Pct	52.7	53.5
Had Intercepted	30	17
PUNTS/AVERAGE	94/37.4	80/35.7
NET PUNTING AVG.	30.6	31.6
PENALTIES/YARDS	90/771	114/1006
FUMBLES/BALL LOST	38/17	36/20
TOUCHDOWNS	31	54
Rushing	9	21
Passing	17	29
Defense/Kicking	4/1	3/1
TIME OF POSSESSION	28:32	31:28

SCORE BY PERIODS	1	2	3	4	TOTAL
COLTS	31	96	42	70	239
OPPONENTS	90	155	70	106	421

SCORING	TDR	TDP	TDRT	PAT	FG	S	TP
Linhart				27-31	8-17		51
Carr	6						36
McCausley	5						30
Leaks	2	2					24
Doughty	3						18
McCall	1	1					12
Washington	1	1					12
Alston	2						12
Blackwood			2				12
Lee	1	1					12
Troup	1						6

RUSHING	NO.	YDS.	AVG.	LG	TD
Washington	240	956	4.0	29	0
Lee	81	374	4.6	24	1
Leaks	83	266	3.2	11	0
Hardeman	48	244	5.1	46	2
McCausley	44	107	2.4	10	5
Jones	9	38	4.2	14	0
Kirkland	8	35	4.4	18	0
Troup	18	25	1.4	10	1
Doughty	1	-1	-1.0	-1	0
<b>COLTS</b>	<b>532</b>	<b>2044</b>	<b>3.8</b>	<b>46</b>	<b>9</b>
<b>OPPONENTS</b>	<b>662</b>	<b>3010</b>	<b>4.5</b>	<b>63</b>	<b>21</b>

RECEIVING	NO.	YDS.	AVG.	LG	TD
Washington	45	377	8.4	33	1
McCausley	34	296	8.7	21	0
Carr	30	629	21.0	78	6
Doughty	25	390	15.6	46	3
Alston	18	210	11.7	23	2
Lee	13	109	8.4	24	1
McCall	11	160	14.5	34	1
Hardeman	10	88	8.8	19	0
Leaks	9	111	12.3	27	2
Siani	6	151	25.2	49	1
Johnson	1	22	22.0	22	0
<b>COLTS</b>	<b>202</b>	<b>2543</b>	<b>12.6</b>	<b>78</b>	<b>17</b>
<b>OPPONENTS</b>	<b>191</b>	<b>3125</b>	<b>16.4</b>	<b>91</b>	<b>29</b>

INTERCEPTIONS	NO.	YDS.	AVG.	LG	TD
Thompson	6	52	8.7	31	0
Blackwood	4	146	36.5	79	2
Simonini	2	4	2.0	3	0
Mumphord	2	20	10.0	19	0
Luce	1	15	15.0	15	0
White	1	12	12.0	12	0
Nettles	1	0	0.0	0	0
<b>COLTS</b>	<b>17</b>	<b>249</b>	<b>14.6</b>	<b>79</b>	<b>2</b>
<b>OPPONENTS</b>	<b>30</b>	<b>529</b>	<b>17.6</b>	<b>53</b>	<b>3</b>

PUNTING	NO.	YDS.	AVG.	TB	IN20	LG	BLK.
Lee	92	3513	38.2	9	17	67	2
<b>COLTS</b>	<b>94</b>	<b>3513</b>	<b>37.4</b>	<b>9</b>	<b>17</b>	<b>67</b>	<b>2</b>
<b>OPPONENTS</b>	<b>80</b>	<b>2859</b>	<b>35.7</b>	<b>7</b>	<b>16</b>	<b>79</b>	<b>2</b>

PASSING	ATT.	COMP.	YDS.	PCT.	AVG./ATT.	TD	TD%	INT.	INT.%	LG	SACKED	RATING
Troup	296	154	1882	52.0	6.36	10	3.4	21	7.1	67	32/340	53.6
Kirkland	41	19	211	46.3	5.15	1	2.4	8	19.5	34	11/ 78	30.7
Jones	42	27	370	64.3	8.81	4	9.5	1	2.4	78	6/ 62	114.2
Washington	4	2	80	50.0	20.00	2	50.0	0	0.0	54	0/ 0	135.4
<b>COLTS</b>	<b>383</b>	<b>202</b>	<b>2543</b>	<b>52.7</b>	<b>6.64</b>	<b>17</b>	<b>4.4</b>	<b>30</b>	<b>7.8</b>	<b>78</b>	<b>49/480</b>	<b>55.9</b>
<b>OPPONENTS</b>	<b>357</b>	<b>191</b>	<b>3125</b>	<b>53.5</b>	<b>8.75</b>	<b>29</b>	<b>8.1</b>	<b>17</b>	<b>4.8</b>	<b>91</b>	<b>30/224</b>	<b>90.4</b>



# 1980

**RECORD: 7-9 COACH: MIKE McCORMACK**  
**FOURTH - AFC EASTERN DIVISION**  
**HOME: 2-6 AWAY: 5-3**  
**DIV: 5-3 CONF: 6-8 NCONF: 1-1**

DATE	RESULTS	OPPONENT	ATTENDANCE
9/7	W 17-14	@ New York Jets	54,932
9/14	L 17-20	PITTSBURGH	57,340
9/21	L 16-21	@ Houston	50,815
9/28	W 35-21	NEW YORK JETS	35,533
10/5	W 30-17	@ Miami	55,212
10/12	W 17-12	@ Buffalo	74,853
10/19	L 21-37	NEW ENGLAND	55,346
10/26	L 10-17	ST. LOUIS	36,305
11/2	W 31-24	@ Kansas City	56,112
11/9	L 27-28	CLEVELAND	48,304
11/16	W 10-9	@ Detroit	80,638
11/23	L 21-47	@ New England	61,297
11/30	W 28-24	BUFFALO	39,880
12/7	L 33-34	@ Cincinnati	43,991
12/14	L 14-24	MIAMI	30,564
12/21	L 28-38	KANSAS CITY	29,936

SCORING	TDR	TDP	TDRT	PAT	FG	S	TP
Landry	1						6
Siani		1					6
Shiver			1				6
<b>COLTS</b>	<b>20</b>	<b>25</b>	<b>1</b>	<b>43-46</b>	<b>12-23</b>		<b>355</b>
<b>OPPONENTS</b>	<b>20</b>	<b>21</b>	<b>6</b>	<b>45-47</b>	<b>20-30</b>		<b>387</b>

FGS	1-9	20-29	30-39	40-49	50+	TOT.
Mike-Mayer	0-0	5-6	3-8	4-7	0-2	12-23
<b>COLTS</b>	<b>0-0</b>	<b>5-6</b>	<b>3-8</b>	<b>4-7</b>	<b>0-2</b>	<b>12-23</b>
<b>OPP.</b>	<b>0-0</b>	<b>10-10</b>	<b>6-10</b>	<b>4-9</b>	<b>0-1</b>	<b>20-30</b>

Mike-Mayer	[50,46]	[23,46,20]	[30,23,29]	[1]	[45]		
[21,35,49]	[35]	[50,35]	[21]	[39]	[43]	[39]	[41,37]
[43]	[32]						
OPP:	[32]	[25,29]	[1]	[55,24,48]	[49,20]	[27,29,37]	
[47,30]	[27,47]	[1]	[38,47,24,46,44]				
[22,35]	[35,40,47]	[32,21]	[34]	[32,39]			

PUNTING	NO.	YDS.	AVG.	TB	IN20	LG	BLK.
Bragg	82	3203	39.1	5	22	59	2
<b>COLTS</b>	<b>84</b>	<b>3203</b>	<b>38.1</b>	<b>5</b>	<b>22</b>	<b>59</b>	<b>2</b>
<b>OPPONENTS</b>	<b>72</b>	<b>2860</b>	<b>39.7</b>	<b>11</b>	<b>12</b>	<b>66</b>	<b>0</b>

PUNT RETURNS	NO.	FC	YDS.	AVG.	LG	TD
Glasgow	23	15	187	8.1	20	0
Anderson	3	0	1	0.3	1	0
<b>COLTS</b>	<b>26</b>	<b>15</b>	<b>188</b>	<b>7.2</b>	<b>20</b>	<b>0</b>
<b>OPPONENTS</b>	<b>49</b>	<b>13</b>	<b>357</b>	<b>7.3</b>	<b>56</b>	<b>1</b>

KICKOFF RETURNS	NO.	YDS.	AVG.	LG	TD
Glasgow	33	743	22.5	44	0
Anderson	20	386	19.3	35	0
Dickey	4	86	21.5	28	0
Garry	3	55	18.3	24	0
Blackwood	2	41	20.5	25	0
McCauley	1	18	18.0	18	0
LaPointe	1	18	18.0	18	0
Hart	1	17	17.0	17	0
Sims	1	10	10.0	10	0
Foote	1	9	9.0	9	0
<b>COLTS</b>	<b>67</b>	<b>1383</b>	<b>20.6</b>	<b>44</b>	<b>0</b>
<b>OPPONENTS</b>	<b>54</b>	<b>1062</b>	<b>19.7</b>	<b>98</b>	<b>1</b>

TEAM STATISTICS	COLTS	OPP
TOTAL FIRST DOWNS	327	338
Rushing	128	140
Passing	174	164
Penalty	25	34
3rd Down M/A/Pct	106/223/47.5	100/213/46.9
TOTAL NET YARDS	5206	5546
Avg. Per Game	325.4	346.6
Total Plays	1056	1080
Avg. Per Play	4.9	5.1
NET YARDS RUSHING	2078	2210
Avg. Per Game	129.9	138.1
Total Rushes	527	574
NET YARDS PASSING	3128	3336
Avg. Per Game	195.5	208.5
Tackled/Yards Lost	36/281	30/240
Gross Yards	3409	3576
Ath./Completions	493/272	476/260
Completion Pct.	55.2	54.6
Had Intercepted	24	17
PUNTS/AVERAGE	84/38.1	72/39.7
NET PUNTING AVG.	32.7	34.1
PENALTIES/YARDS	104/914	98/775
FUMBLES/BALL LOST	23/13	32/17
TOUCHDOWNS	46	47
Rushing	20	20
Passing	25	21
Defense/Kicking	1/0	4/2
TIME OF POSSESSION	28:29	31:31

RUSHING	NO.	YDS.	AVG.	LG	TD
Dickey	176	800	4.5	51	11
Washington	144	502	3.5	17	1
Franklin	83	264	3.2	21	2
Sims	54	186	3.4	13	2
Jones	27	175	6.5	19	2
McCauley	35	133	3.8	12	1
Landry	7	26	3.7	14	1
Carr	1	-8	-8.0	-8	0
<b>COLTS</b>	<b>527</b>	<b>2078</b>	<b>3.9</b>	<b>51</b>	<b>20</b>
<b>OPPONENTS</b>	<b>574</b>	<b>2210</b>	<b>3.9</b>	<b>27</b>	<b>20</b>

RECEIVING	NO.	YDS.	AVG.	LG	TD
Carr	61	924	15.1	43	5
Washington	51	494	9.7	33	3
Butler	34	574	16.9	42	2
McCauley	34	313	9.2	19	4
Dickey	25	204	8.2	32	2
McCall	18	322	17.9	47	5
Burke	14	185	13.2	19	3
Franklin	14	112	8.0	16	0
Siani	9	174	19.3	38	1
Sims	9	64	7.1	13	0
DeRoo	2	34	17.0	18	0
Garry	1	9	9.0	9	0
<b>COLTS</b>	<b>272</b>	<b>3409</b>	<b>12.5</b>	<b>47</b>	<b>25</b>
<b>OPPONENTS</b>	<b>260</b>	<b>3576</b>	<b>13.8</b>	<b>77</b>	<b>21</b>

INTERCEPTIONS	NO.	YDS.	AVG.	LG	TD
Laird	5	71	14.2	18	0
Glasgow	4	65	16.3	29	0
Braziel	2	87	43.5	60	0
Anderson	2	35	17.5	18	0
Shiver	1	34	34.0	34	1
Woods	1	13	13.0	13	0
Ehrmann	1	5	5.0	5	0
Blackwood	1	0	0.0	0	0
<b>COLTS</b>	<b>17</b>	<b>310</b>	<b>18.2</b>	<b>60</b>	<b>1</b>
<b>OPPONENTS</b>	<b>24</b>	<b>378</b>	<b>15.8</b>	<b>44</b>	<b>1</b>

### USUAL STARTERS

OFFENSE	DEFENSE
WR Roger Carr	LDE Fred Cook
LT Wade Griffin	LDT Mike Barnes
LG Robert Pratt	RDT Herb Orvis
C Ken Mendenhall	RDE Mike Ozdowski
RG Ken Huff	LB Sanders Shiver
RT Jeff Hart	MLB Ed Simonini
TE Reese McCall	RLB Mike Woods
WR Roy Butler	LCB Derrick Hatchett
QB Bert Jones	RCB Larry Braziel
RB Joe Washington	SS Bruce Laird
RB Cleveland Franklin	FS Nesby Glasgow

SCORE BY PERIODS	1	2	3	4	TOTAL
<b>COLTS</b>	<b>55</b>	<b>115</b>	<b>80</b>	<b>105</b>	<b>355</b>
<b>OPPONENTS</b>	<b>93</b>	<b>112</b>	<b>85</b>	<b>97</b>	<b>387</b>

SCORING	TDR	TDP	TDRT	PAT	FG	S	TP
Mike-Mayer				43-46	12-23		79
Dickey	11	2					78
Carr		5					30
McCall		5					30
McCauley	1	4					30
Washington	1	3					24
Burke		3					18
Butler		2					12
Franklin	2						12
Jones	2						12
Sims		2					12

PASSING	ATT.	COMP.	YDS.	PCT.	AVG./ATT.	TD	TD%	INT.	INT.%	LG	SACKED	RATING
Jones	446	248	3134	55.6	7.03	23	5.2	21	4.7	47	34/262	75.5
Landry	47	24	275	51.1	5.85	2	4.3	3	6.4	32	2/ 19	56.1
<b>COLTS</b>	<b>493</b>	<b>272</b>	<b>3409</b>	<b>55.2</b>	<b>6.91</b>	<b>25</b>	<b>5.1</b>	<b>24</b>	<b>4.9</b>	<b>47</b>	<b>36/281</b>	<b>73.5</b>
<b>OPPONENTS</b>	<b>476</b>	<b>260</b>	<b>3576</b>	<b>54.6</b>	<b>7.51</b>	<b>21</b>	<b>4.4</b>	<b>17</b>	<b>3.6</b>	<b>77</b>	<b>30/240</b>	<b>78.9</b>

1981

RECORD: 2-14 COACH: MIKE MCCORMACK  
FOURTH - AFC EASTERN DIVISION  
HOME: 1-7 AWAY: 1-7  
DIV: 2-6 CONF: 2-10 NCONF: 0-4

DATE	RESULTS	OPPONENT	ATTENDANCE
9/ 6	W 29-28	@ New England	49,977
9/13	L 3-35	BUFFALO	45,772
9/20	L 10-28	@ Denver	74,804
9/27	L 28-31	MIAMI	42,452
10/ 4	L 17-23	@ Buffalo	77,811
10/11	L 19-41	CINCINNATI	35,881
10/18	L 14-43	SAN DIEGO	48,679
10/25	L 28-42	@ Cleveland	78,986
11/ 1	L 10-27	@ Miami	46,061
11/ 8	L 14-41	NEW YORK JETS	36,373
11/15	L 13-38	@ Philadelphia	72,200
11/22	L 24-35	ST. LOUIS	32,782
11/29	L 0-25	@ New York Jets	53,593
12/ 6	L 13-37	DALLAS	60,586
12/13	L 14-38	@ Washington	55,045
12/20	W 23-21	NEW ENGLAND	34,127

TEAM STATISTICS		COLTS	OPP
TOTAL FIRST DOWNS		274	406
Rushing		95	162
Passing		158	214
Penalty		21	30
3rd Down M/A/Pct		66/198/33.3	107/208/51.4
TOTAL NET YARDS		4908	6793
Avg Per Game		306.8	424.6
Total Plays		957	1111
Avg Per Play		5.1	6.1
NET YARDS RUSHING		1850	2665
Avg Per Game		115.6	166.6
Total Rushes		441	607
NET YARDS PASSING		3058	4128
Avg Per Game		191.1	258.0
Tackled/Yards Lost		37/321	13/100
Gross Yards		3379	4228
Att./Completions		479/265	491/301
Completion Pct		55.3	61.3
Had Intercepted		23	16
PUNTS/AVERAGE		78/39.4	48/37.9
NET PUNTING AVG.		33.7	32.1
PENALTIES/YARDS		106/913	101/776
FUMBLES/BALL LOST		27/14	28/14
TOUCHDOWNS		33	68
Rushing		11	30
Passing		21	37
Defense/Kicking		1/0	1/0
TIME OF POSSESSION		26:28	33:32

SCORE BY PERIODS	1	2	3	4	TOTAL
COLTS	63	52	75	69	259
OPPONENTS	121	186	105	121	533

SCORING	TDR	TDP	TDRT	PAT	FG	S	TP
Dickey	7	3					60
Wood				29-33	10-18		59
Butler		9					54
McMillan	3	1					24
Carr		3					18
McCall		2					12
McCowley		2					12
Landry			1				6
Dixon							6
Franklin							6
Taylor							2
<b>COLTS</b>	<b>11</b>	<b>21</b>	<b>1</b>	<b>29-33</b>	<b>10-18</b>	<b>1</b>	<b>259</b>
<b>OPPONENTS</b>	<b>30</b>	<b>37</b>	<b>1</b>	<b>65-68</b>	<b>20-31</b>		<b>533</b>

FGS	1-19	20-29	30-39	40-49	50+	TOT.
Wood	2	2	3	3	5	3-7 0-1 0-1 0-1 8
COLTS	2	2	3	3	5	3-7 0-1 0-1 0-1 8
OPP.	0	0	6	7	9-11	5-12 0-1 20-31

Wood	[48,19,35]	[22]	[21]	[32]	(19,51)	[46,28,30]	
[44]	[44]	[43,40]	[0]	[39]	[30,46]		
OPP:	[50,39]	[49]	[36]	[27]	[43,34,44,45]	[38,24]	[30]
[41,32]	[25,41]	[40,44,32]	[40,42]				
[37,22,27,27,26,48]	[42,35,31]	[32]	[0]				

RUSHING	NO.	YDS.	AVG.	LG	TD
Dickey	164	779	4.8	67	7
McMillan	149	597	4.0	42	3
Dixon	73	285	3.9	41	0
Jones	20	85	4.3	17	0
Franklin	21	52	2.5	8	1
McCowley	10	37	3.7	8	0
Landry	1	11	11.0	11	0
Garrett	2	4	2.0	3	0
Anderson	1	0	0.0	0	0
<b>COLTS</b>	<b>441</b>	<b>1850</b>	<b>4.2</b>	<b>67</b>	<b>11</b>
<b>OPPONENTS</b>	<b>607</b>	<b>2665</b>	<b>4.4</b>	<b>59</b>	<b>30</b>

RECEIVING	NO.	YDS.	AVG.	LG	TD
McMillan	50	466	9.3	31	1
Butler	46	832	18.1	67	9
Carr	38	584	15.4	43	3
Dickey	37	419	11.3	50	3
McCawley	36	347	9.6	31	2
McCall	21	314	15.0	65	2
Dixon	17	169	9.9	41	1
Burke	10	153	15.3	24	0
Franklin	6	39	6.5	10	0
Sherwin	2	19	9.5	11	0
DeRoo	1	38	38.0	38	0
Huff	1	-1	-1.0	-1	0
<b>COLTS</b>	<b>265</b>	<b>3379</b>	<b>12.8</b>	<b>67</b>	<b>21</b>
<b>OPPONENTS</b>	<b>301</b>	<b>4228</b>	<b>14.0</b>	<b>75</b>	<b>37</b>

INTERCEPTIONS	NO.	YDS.	AVG.	LG	TD
Brazziel	3	35	11.7	27	0
Laird	3	59	19.7	24	0
Glasgow	2	35	17.5	31	0
Smith	2	11	5.5	8	0
Hatchett	2	8	4.0	8	0
Anderson	1	49	49.0	49	0
Krauss	1	10	10.0	10	0
Green	1	3	3.0	3	0
Pickney	1	0	0.0	0	0
<b>COLTS</b>	<b>16</b>	<b>210</b>	<b>13.1</b>	<b>49</b>	<b>0</b>
<b>OPPONENTS</b>	<b>23</b>	<b>281</b>	<b>12.2</b>	<b>44</b>	<b>1</b>

PUNTING	NO.	YDS.	AVG.	TB	IN20	LG	BLK.
Garrett	78	3071	39.4	2	11	57	0
<b>COLTS</b>	<b>78</b>	<b>3071</b>	<b>39.4</b>	<b>2</b>	<b>11</b>	<b>57</b>	<b>0</b>
<b>OPPONENTS</b>	<b>48</b>	<b>1817</b>	<b>37.9</b>	<b>11</b>	<b>13</b>	<b>54</b>	<b>2</b>

PUNT RETURNS	NO.	FC	YDS.	AVG.	LG	TD
Shula	10	7	50	5.0	11	0
Anderson	2	0	6	3.0	6	0
<b>COLTS</b>	<b>12</b>	<b>7</b>	<b>56</b>	<b>4.7</b>	<b>11</b>	<b>0</b>
<b>OPPONENTS</b>	<b>44</b>	<b>10</b>	<b>402</b>	<b>9.1</b>	<b>46</b>	<b>0</b>

KICKOFF RETURNS	NO.	YDS.	AVG.	LG	TD
Dixon	36	737	20.5	46	0
Williams	20	399	20.0	35	0
Anderson	20	393	19.7	30	0
Shula	5	65	13.0	16	0
Glasgow	1	35	35.0	35	0
Sims	1	22	22.0	22	0
Footo	1	0	0.0	0	0
<b>COLTS</b>	<b>84</b>	<b>1651</b>	<b>19.7</b>	<b>46</b>	<b>0</b>
<b>OPPONENTS</b>	<b>43</b>	<b>864</b>	<b>20.1</b>	<b>34</b>	<b>0</b>

USUAL STARTERS

OFFENSE	DEFENSE
WR Roger Carr	LDE Donnell Thompson
LT Wade Griffin	LDT Herb Orvis
LG Robert Pratt	RDT Anthony Green
C Ray Donaldson	RDE Mike Ozdowski
RT Ken Huff	LB Sanders Shiver
RT Jeff Hart	MLB Joe Federspiel
TE Reese McCall	RLB Barry Krauss
WR Roy Butler	LCB Derrick Hatchett
QB Bert Jones	RCB Larry Brazziel
RB Curtis Dickey	SS Bruce Laird
RB Randy McMillan	FS Nesby Glasgow

PASSING	ATT.	COMP.	YDS.	PCT.	AVG./ATT.	TD	TD%	INT.	INT%	LG	SACKED	RATING
Jones	426	244	3094	57.3	7.26	21	4.9	20	4.7	67	31/263	76.8
Landry	29	14	195	48.3	6.72	0	0.0	1	3.4	24	5/50	56.7
Humm	24	7	90	29.2	3.75	0	0.0	2	8.3	20	1/8	25.4
<b>COLTS</b>	<b>479</b>	<b>265</b>	<b>3379</b>	<b>55.3</b>	<b>7.05</b>	<b>21</b>	<b>4.4</b>	<b>23</b>	<b>4.8</b>	<b>67</b>	<b>37/321</b>	<b>72.2</b>
<b>OPPONENTS</b>	<b>491</b>	<b>301</b>	<b>4228</b>	<b>61.3</b>	<b>8.61</b>	<b>37</b>	<b>7.5</b>	<b>16</b>	<b>3.3</b>	<b>75</b>	<b>13/100</b>	<b>100.2</b>

# 1982

RECORD: 0-8-1 COACH: FRANK KUSH  
 FOURTEENTH - AMERICAN FOOTBALL CONFERENCE  
 HOME: 0-3-1 AWAY: 0-5  
 DIV: 0-5 CONF: 0-7 NCONF: 0-1-1

DATE	RESULTS	OPPONENT	ATTENDANCE
9/12	L 13-24	NEW ENGLAND	39,055
9/19	L 20-24	@ Miami	51,999
9/26		NEW YORK JETS	Cancelled
10/3		@ Detroit	Cancelled
10/10		BUFFALO	Cancelled
10/17		@ Cleveland	Cancelled
10/24		MIAMI Postponed to 1/2/83	
10/31		TAMPA BAY	Cancelled
11/7		@ New England	Cancelled
11/14		OAKLAND	Cancelled
11/21	L 0-37	@ New York Jets	46,970
11/28	L 0-20	@ Buffalo	33,985
12/5	L 17-20	CINCINNATI	23,598
12/12	L 10-13	@ Minnesota	53,981
12/19	T 20-20	GREEN BAY	25,920
12/26	L 26-44	@ San Diego	49,711
1/2	L 7-34	MIAMI	19,073

TEAM STATISTICS	COLTS	OPP
TOTAL FIRST DOWNS	152	197
Rushing	62	87
Passing	80	89
Penalty	10	21
3rd Down M/A/Pct	50/124/40.3	52/119/43.7
4th Down M/A/Pct	10/17/58.8	2/5/40.0
TOTAL NET YARDS	2483	3296
Avg. Per Game	275.9	366.2
Total Plays	596	605
Avg. Per Play	4.2	5.4
NET YARDS RUSHING	1044	1473
Avg. Per Game	116.0	163.7
Total Rushes	293	348
NET YARDS PASSING	1439	1823
Avg. Per Game	159.9	202.6
Tackled/Yards Lost	20/174	11/97
Grass Yards	1613	1920
Att./Completions	283/142	246/138
Completion Pct.	50.2	56.1
Had Intercepted	10	5
PUNTS/AVERAGE	46/44.4	41/39.9
NET PUNTING AVG.	34.3	35.5
PENALTIES/YARDS	52/433	59/466
FUMBLES/BALL LOST	24/11	11/5
TOUCHDOWNS	12	28
Rushing	4	10
Passing	6	18
Defense/Kicking	1/1	0/0
TIME OF POSSESSION	28:38	31:22

SCORE BY PERIODS	1	2	3	4	TOTAL
COLTS	13	40	23	37	113
OPPONENTS	54	77	68	37	236

SCORING	TDR	TDP	TDRT	PAT	FG	5	TP
Wood				6-6	6-10		24
Miller				5-5	4-8		17
Butler	2						12
Bouza	2						12
Krauss	1						6
Pagel	1						6
Beach		1					6
Burroughs			1				6
McMillan	1						6
Dickey	1						6

PASSING	ATT.	COMP.	YDS.	PCT.	AVG./ATT.	TD	TD%	INT.	INT.%	LG	SACKED	RATING
Pagel	221	111	1281	50.2	5.80	5	2.3	7	3.2	53†	16/129	62.4
Schlichter	37	17	197	45.9	5.32	0	0.0	2	5.4	24	3/35	40.0
Humm	23	13	130	56.5	5.65	0	0.0	1	4.3	18	1/10	55.0
Wood	1	1	5	100.0	5.00	1	100.0	0	0.0	5	0/0	127.1
Stark	1	0	0	0.0	0.00	0	0.0	0	0.0	0	0/0	39.6
COLTS	283	142	1613	50.2	5.70	6	2.1	10	3.5	53†	20/174	60.0
OPPONENTS	246	138	1920	56.1	7.80	18	7.3	5	2.0	55	11/97	97.3

SCORING	TDR	TDP	TDRT	PAT	FG	5	TP
Sherwin			1				6
Dixon	1						6
COLTS	4	6	2	11-11	10-18		113
OPPONENTS	10	18		26-28	14-19		236

FGS	1-9	20-29	30-39	40-49	50+	TOT.
Wood	0-0	0-1	3-5	2-3	1-1	6-10
Miller	0-0	1-1	0-3	2-3	1-1	4-8
COLTS	0-0	1-2	3-8	4-6	2-2	10-18
OPP.	1-1	5-5	2-3	6-9	0-1	14-19

Wood: (49,37,30) (51,48) (32) @ (33,40) (39,25) @ @ @ @  
 Miller: @ @ @ @ @ (23,40,44) (46,58) (37,36,34)  
 OPP: (24) (29) (43,37,19) (47,34,41) @ (40,40,23,40) (40,25,47) (45,53) (34,25)

RUSHING	NO.	YDS.	AVG.	LG	TD
McMillan	101	305	3.0	13	1
Dixon	58	249	4.3	32	1
Dickey	66	232	3.5	25	1
Franklin	43	152	3.5	18	0
Pagel	19	82	4.3	32	1
Butler	3	10	3.3	10	0
Stark	1	8	8.0	8	0
Wright	1	3	3.0	3	0
Schlichter	1	3	3.0	3	0
COLTS	293	1044	3.6	32	4
OPPONENTS	348	1473	4.2	54	10

RECEIVING	NO.	YDS.	AVG.	LG	TD
Bouza	22	287	13.0	34	2
Sherwin	21	280	13.3	33	0
Dickey	21	228	10.9	34	0
Dixon	20	185	9.3	24	0
Butler	17	268	15.8	53†	2
McMillan	15	90	6.0	17	0
Franklin	9	61	6.8	15	0
Henry	7	110	15.7	23	0
Beach	4	45	11.3	17	1
Smith	2	36	18.0	23	0
McColl	2	6	3.0	4	0
Wright	1	12	12.0	12	0
Krauss	1	5	5.0	5†	1
COLTS	142	1613	11.4	53†	6
OPPONENTS	138	1920	13.9	55	18

INTERCEPTIONS	NO.	YDS.	AVG.	LG	TD
Anderson, K.	2	25	12.5	25	0
Burroughs	1	94	94.0	94†	1
Bracelin	1	31	31.0	31	0
Hatchett	1	0	0.0	0	0
COLTS	5	150	30.0	94†	1
OPPONENTS	10	129	12.9	26	0

PUNTING	NO.	YDS.	AVG.	TB	IN20	LG	BLK.
Stark	46	2044	44.4	12	8	60	0
COLTS	46	2044	44.4	12	8	60	0
OPPONENTS	41	1634	39.9	5	13	67	0

PUNT RETURNS	NO.	FC	YDS.	AVG.	LG	TD
Anderson, L.	8	3	54	6.8	28	0
Glasgow	4	5	24	6.0	8	0
Bouza	2	5	0	0.0	0	0
COLTS	14	13	78	5.6	28	0
OPPONENTS	26	4	226	8.7	29	0

KICKOFF RETURNS	NO.	YDS.	AVG.	LG	TD
Anderson, L.	27	517	19.7	33	0
Dixon	11	197	17.9	27	0
Bouza	3	31	10.3	12	0
Franklin	1	8	8.0	8	0
COLTS	42	753	17.9	33	0
OPPONENTS	25	538	21.5	30	0

SACKS: Colts 11 0, Opponents 20 0; Wisniewski 2.5-18; Krauss 2-28; Bracelin 2-13; Thompson 1.5-11; Cooks 1-9; Delaney 1-9; Hunter 1-9

### USUAL STARTERS

OFFENSE	DEFENSE
WR Matt Bouza	LDE Donnell Thompson
LT John Sinnott	NT Leo Wisniewski
LG Terry Crouch	RDE Fletcher Jenkins
C Ray Donaldson	LCRB Sanders Shiver
RG Ken Huff	ILB Johnnie Cooks
RT Jeff Hart	RLB Barry Krauss
TE Tim Sherwin	RCB Greg Bracelin
WR Ray Butler	LCB James Burroughs
QB Mike Pagel	RCB Derrick Hatchett
RB Curtis Dickey	SS Larry Anderson
RB Randy McMillan	FS Nesby Glasgow

# 1983

**RECORD: 7-9 COACH: FRANK KUSH**  
**FOURTH - AFC EASTERN DIVISION**

**HOME: 3-5 AWAY: 4-4**

**DIV: 3-5 CONF: 5-9 NCONF: 2-0**

DATE	RESULTS	OPPONENT	ATTENDANCE
9/4	W 29-23	@ New England	OT 45,526
9/11	L 10-17	DENVER	52,613
9/18	L 23-28	@ Buffalo	40,937
9/25	W 22-19	CHICAGO	OT 35,708
10/2	W 34-31	@ Cincinnati	48,104
10/9	W 12-7	NEW ENGLAND	37,013
10/16	L 7-30	BUFFALO	39,765
10/23	L 7-21	MIAMI	45,768
10/30	W 22-21	@ Philadelphia	59,150
11/6	W 17-14	@ New York Jets	53,323
11/13	L 13-24	PITTSBURGH	61,479
11/20	L 0-37	@ Miami	54,482
11/27	L 23-41	@ Cleveland	65,812
12/4	L 6-10	NEW YORK JETS	35,462
12/11	L 19-21	@ Denver	74,854
12/18	W 20-10	HOUSTON	27,934

TEAM STATISTICS	COLTS	OPP
TOTAL FIRST DOWNS	272	321
Rushing	146	123
Passing	110	166
Penalty	16	32
3rd Dwn. M/A/Pct.	77/226/34.1	83/203/40.9
4th Dwn. M/A/Pct.	4/9/44.4	5/10/50.0
TOTAL NET YARDS	5018	5640
Avg. Per Game	313.6	352.5
Henry	1025	1045
Avg. Per Play	4.9	5.4
NET YARDS RUSHING	2695	2118
Avg. Per Game	168.4	132.4
Total Rushes	601	516
NET YARDS PASSING	2323	3522
Avg. Per Game	145.2	220.1
Tackled/Yards Lost	47/340	41/310
Gross Yards	2663	3832
Att./Completions	377/188	488/281
Completion Pct.	49.9	57.6
Had Intercepted	22	20
PUNTS/AVERAGE	91/45.3	80/41.6
NET PUNTING AVG.	36.3	37.2
PENALTIES/YARDS	120/986	79/687
FUMBLES/BALL LOST	32/11	29/16
TOUCHDOWNS	25	45
Rushing	10	13
Passing	12	31
Defense/Kicking	2/1	0/1
TIME OF POSSESSION	29:37	30:23

SCORE BY PERIODS	1	2	3	4	OT	TOTAL
COLTS	44	86	57	68	9	264
OPPONENTS	62	136	52	102	0	354

SCORING	TDR	TDP	TDR%	PAT	FG	S	TP
Allegre		22-24	30-35				112
Dickey	4	3					42
McMillan	5	1					36
Henry	4						24
Butler	3						18
Anderson, L.			1				6
Cooks			1				6
Moore		1					6
Anderson, K.			1				6
Beach		1					6
Thompson							1 2
COLTS	10	12	3	22-24	30-35	1	264
OPPONENTS	13	31	1	42-45	14-23		354

FGS	1-19	20-29	30-39	40-49	50+	TOT.
Allegre	1-1	4-5	11-12	10-12	4-5	30-35
COLTS	1-1	4-5	11-12	10-12	4-5	30-35
OPP.	1-1	4-5	4-6	5-8	0-3	14-23

Allegre	(25,52,33)	(32)	(28,49,45)	(37,47,45,33)
(19,53)	(52)	(36)	(38,39,37,42,27,30)	(42)
(46,46,37)	(1)	(31)	(26,41)	(42,55,41,26,64)
OPP:	(36,33,39)	(42)	(50)	(45,49,21)
(19)	(41)	(50,23,40,30)	(1)	(62)
(49)	(42,28)	(42)	(26,27)	(31)
(34)				

RUSHING	NO.	YDS.	AVG.	LG	TD
Dickey	254	1122	4.4	56	4
McMillan	198	802	4.1	39	5
Pagel	54	441	8.2	33	0
Moore	57	205	3.6	13	1
Williams	28	77	2.8	13	0
Reed	2	27	13.5	18	0
Dixon	5	14	2.8	7	0
Stark	1	8	8.0	8	0
Herrmann	1	0	0.0	0	0
Krauss	1	-1	-1.0	-1	0
COLTS	601	2695	4.5	56	10
OPPONENTS	516	2118	4.1	77	13

RECEIVING	NO.	YDS.	AVG.	LG	TD
Henry	30	416	13.9	40	4
Porter, T.	28	384	13.7	38	0
Bouza	25	385	15.4	26	0
Sherwin	25	358	14.3	30	0
Dickey	24	483	20.1	72	3
McMillan	24	195	8.1	25	1
Butler	10	207	20.7	60	3
Oatis	6	93	15.5	25	0
Moore	6	38	6.3	16	0
Beach	5	56	11.2	16	1
Williams	4	46	11.5	19	0
Dixon	1	2	2.0	2	0
COLTS	188	2663	14.2	72	12
OPPONENTS	281	3832	13.6	85	31

INTERCEPTIONS	NO.	YDS.	AVG.	LG	TD
Hatchett	4	36	9.0	25	0
Glasgow	3	35	11.7	18	0
Anderson, K.	2	81	40.5	71	1
Bracelin	2	19	9.5	19	0
Delaney	2	16	8.0	11	0
Burroughs	2	8	4.0	8	0
Randle	1	41	41.0	41	0
Williams, K.	1	32	32.0	32	0
Maxwell	1	31	31.0	31	0
Cooks	1	15	15.0	15	0
Anderson, L.	1	0	0.0	0	0
COLTS	20	314	15.7	71	1
OPPONENTS	22	117	5.3	34	0

PUNTING	NO.	YDS.	AVG.	TB	IN20	LG	BLK.
Stark	91	4124	45.3	9	20	68	0
COLTS	91	4124	45.3	9	20	68	0
OPPONENTS	80	3329	41.6	3	27	64	0

PUNT RETURNS	NO.	FC	YDS.	AVG.	LG	TD
Anderson, L.	20	4	138	6.9	20	0
Porter, R.	14	5	104	7.4	56	0
Williams, K.	9	4	43	4.8	13	0
Glasgow	1	1	9	9.0	9	0
COLTS	44	14	294	6.7	50	0
OPPONENTS	55	7	642	11.7	60	1

KICKOFF RETURNS	NO.	YDS.	AVG.	LG	TD
Williams, K.	20	494	24.7	90	0
Porter, R.	18	336	18.7	28	0
Anderson, L.	18	309	17.2	26	0
Dixon	2	23	11.5	14	0
Moore	2	40	20.0	23	0
Bouza	1	4	4.0	4	0
Beach	1	0	0.0	0	0
COLTS	62	1198	19.3	90	0
OPPONENTS	61	1138	18.7	38	0

**SACKS:** Colts 41-0; Opponents 47-0; Maxwell 11-90; Bracelin 5-50-5; Wisniewski 5-41; Cooks 5-33; Thompson 4-27; Ballard 2-7; Waechter 1-5-13-5; Parker 1-5-13; Odom 1-11; Krauss 1-9; Glasgow 1-6; K. Williams 1-3; Shiver 1-2; K. Anderson 5-4

## USUAL STARTERS

### PRO BOWLERS IN BOLDFACE

OFFENSE	DEFENSE
WR Matt Bouza, <b>LDE</b> Donnell Thompson	NT Leo Wisniewski
Tracy Porter	RDE Steve Parker
LT Karl Baldschwieler	RDE Steve Parker
LG <b>Chris Hinton</b>	LOLB Greg Bracelin
C Ray Donaldson	LIB Johnnie Cooks
RG Steve Wright	RILB Barry Krauss
RT Jeff Hart	ROLB Vernon Maxwell
TE Tim Sherwin	LCB James Burroughs
WR Ray Butler, <b>RCB</b> Derrick Hatchett	Tate Randle
Bernard Henry	SS Larry Anderson
QB Mike Pagel	FS Nesby Glasgow
RB Curtis Dickey	
RB Randy McMillan	

PASSING	ATT.	COMP.	YDS.	PCT.	AVG./ATT.	TD	TD%	INT.	INT.%	LG	SACKED	RATING
Pagel	328	163	2353	49.7	7.17	12	3.7	17	5.2	72	40/278	64.0
Herrmann	36	18	256	50.0	7.11	0	0.0	3	8.3	35	7/ 62	38.8
Reed	10	6	34	60.0	3.40	0	0.0	1	10.0	16	0/ 0	26.7
Taylor	2	1	20	50.0	10.00	0	0.0	1	0.0	20	0/ 0	45.8
Stark	1	0	0	0.0	0.00	0	0.0	0	0.0	0	0/ 0	39.6
COLTS	377	188	2663	49.9	7.06	12	3.2	22	5.8	72	47/340	59.4
OPPONENTS	488	281	3832	57.6	7.85	31	6.4	20	4.0	85	41/310	87.4

# 1984

RECORD: 4-12 COACH: FRANK KUSH (15), HAL HUNTER (1)

FOURTH - AFC EASTERN DIVISION

HOME: 2-6 AWAY: 2-6

DIV: 2-6 CONF: 4-8 NCONF: 0-4

**\*Sellout**

DATE	RESULTS	OPPONENT	ATTENDANCE
9/ 2	L 14-23	NEW YORK JETS	*60,398
9/ 9	W 35-21	@ Houston	43,820
9/16	L 33-34	ST. LOUIS	*60,274
9/23	L 7-44	@ Miami	55,413
9/30	W 31-17	BUFFALO	*60,032
10/ 7	L 7-35	WASHINGTON	*60,012
10/14	L 7-16	@ Philadelphia	50,277
10/21	W 17-16	PITTSBURGH	*60,026
10/28	L 3-22	@ Dallas	58,724
11/ 4	L 10-38	SAN DIEGO	*60,143
11/11	W 9- 5	@ New York Jets	51,066
11/18	L 17-50	NEW ENGLAND	*60,009
11/25	L 7-21	@ Los Angeles Raiders	40,289
12/ 2	L 15-21	@ Buffalo	20,693
12/ 9	L 17-35	MIAMI	*60,411
12/16	L 10-16	@ New England	22,383

TEAM STATISTICS	COLTS	OPP
TOTAL FIRST DOWNS	254	343
Rushing	114	124
Passing	117	194
Penalty	23	25
3rd Dwn. M/A/Pct.	65/214/29.9	97/229/42.4
4th Dwn. M/A/Pct.	15/24/62.5	8/17/47.0
TOTAL NET YARDS	4132	5577
Avg. Per Game	258.3	348.6
Total Plays	979	1116
Avg. Per Play	4.2	5.0
NET YARDS RUSHING	2025	2007
Avg. Per Game	126.6	125.4
Total Rushes	510	559
NET YARDS PASSING	2107	3570
Avg. Per Game	131.7	223.1
Tackled/Yards Lost	58/436	42/320
Gross Yards	2543	3890
Att./Completions	411/206	515/298
Completion Pct.	50.1	57.9
Had Intercepted	22	18
PUNTS/AVERAGE	98/44.7	80/42.0
NET PUNTING AVG.	37.2	36.6
PENALTIES/YARDS	95/798	98/813
FUMBLES/BALL LOST	35/17	29/13
TOUCHDOWNS	28	50
Rushing	13	16
Passing	13	31
Defense/Kicking	1/1	3/0
TIME OF POSSESSION	27:24	32:36

Score By Periods	1	2	3	4	Total
COLTS	31	87	46	75	239
OPPONENTS	92	143	74	105	414

SCORING	TDR	TDP	TDR1	PAT	FG	S	TP
Alligre				14-14	11-18		47
Butler		6					36
McMillan	5						30
Biasucci			13-14	3-5			22
Dickey	3						18
Henry		2					12
Middleton	1	1					12

SCORING	TDR	TDP	TDR1	PAT	FG	S	TP
Moore	2						12
Porter		2					12
Young			2				12
Kafentzis				1			6
Pagel	1						6
Schlichter	1						6
Smith			1				6
Humiston						1	2
<b>COLTS</b>	<b>13</b>	<b>13</b>	<b>2</b>	<b>27-28</b>	<b>14-23</b>	<b>1</b>	<b>239</b>
<b>OPPONENTS</b>	<b>16</b>	<b>31</b>	<b>3</b>	<b>47-50</b>	<b>21-23</b>	<b>4</b>	<b>414</b>

FGS	1-19	20-29	30-39	40-49	50+	TOT.
Alligre	0-0	4-4	1-2	3-6	3-6	11-8
Biasucci	0-0	1-1	0-0	1-1	1-3	3-5
<b>COLTS</b>	<b>0-0</b>	<b>5-5</b>	<b>1-2</b>	<b>4-7</b>	<b>4-9</b>	<b>14-23</b>
<b>OPP.</b>	<b>2-2</b>	<b>9-9</b>	<b>5-5</b>	<b>4-6</b>	<b>1-1</b>	<b>21-23</b>

Allegre	0	0	0	0	0	(52)	(41)	(52)	(34,54)
(44,47,46,25,45)	(35,61)	(1)	(28,21)	(52,54)	(25,42)				
Biasucci	0	(1)	(21,50)	(55)	(52,43)	(0)	(0)	(0)	(0)
OPP.	(43,29)	(1)	(47,46)	(27,44)	(23)	(1)	(34,32,33)		
(53,25,43)	(19,19,24)	(23)	(27)	(28,40)	(0)	(0)			
(21,34,36)									

RUSHING	NO.	YDS.	AVG.	LG	TD
McMillan	163	705	4.3	31	5
Dickey	131	523	4.0	30	3
Middleton	92	275	3.0	20	1
Pagel	26	149	5.7	23	1
Schlichter	19	145	7.6	22	1
Moore	38	127	3.3	18	2
Wonsley	37	111	3.0	13	0
Stark	2	0	0.0	0	0
Smith	2	-10	-5.0	-3	0
<b>COLTS</b>	<b>510</b>	<b>2025</b>	<b>4.0</b>	<b>31</b>	<b>13</b>
<b>OPPONENTS</b>	<b>559</b>	<b>2007</b>	<b>3.6</b>	<b>30</b>	<b>16</b>

RECEIVING	NO.	YDS.	AVG.	LG	TD
Butler	43	664	15.4	74	6
Porter	39	590	15.1	63	2
Bouza	22	270	12.3	22	0
McMillan	19	201	10.6	44	0
Middleton	15	112	7.5	16	1
Young	14	164	11.7	28	2
Dickey	14	135	9.6	33	0
Sherwin	11	169	15.4	26	0
Henry	11	139	12.6	19	2
Moore	9	52	5.8	12	0
Wonsley	9	47	5.2	17	0
<b>COLTS</b>	<b>206</b>	<b>2543</b>	<b>12.3</b>	<b>74</b>	<b>13</b>
<b>OPPONENTS</b>	<b>298</b>	<b>3890</b>	<b>13.1</b>	<b>80</b>	<b>31</b>

INTERCEPTIONS	NO.	YDS.	AVG.	LG	TD
Daniel	6	25	4.2	18	0
Randle	3	66	22.0	54	0
Krauss	3	20	6.7	18	0
Burroughs	3	9	3.0	6	0
Kafentzis	1	59	59.0	59	1
Glasgow	1	8	8.0	8	0
Davis	1	3	3.0	3	0
<b>COLTS</b>	<b>18</b>	<b>190</b>	<b>10.6</b>	<b>59</b>	<b>1</b>
<b>OPPONENTS</b>	<b>22</b>	<b>423</b>	<b>19.2</b>	<b>50</b>	<b>2</b>

PUNTING	NO.	YDS.	AVG.	TB	IN20	LG	BLK.
Stark	98	4383	44.7	7	21	72	0
<b>COLTS</b>	<b>98</b>	<b>4383</b>	<b>44.7</b>	<b>7</b>	<b>21</b>	<b>72</b>	<b>0</b>
<b>OPPONENTS</b>	<b>80</b>	<b>3363</b>	<b>42.0</b>	<b>8</b>	<b>29</b>	<b>66</b>	<b>0</b>

PUNT RETURNS	NO.	FC	YDS.	AVG.	LG	TD
Anderson	27	7	182	6.7	19	0
Glasgow	7	2	79	11.3	35	0
Bouza	3	3	17	5.7	11	0
Padjen	1	0	0	0.0	0	0
<b>COLTS</b>	<b>38</b>	<b>12</b>	<b>278</b>	<b>7.3</b>	<b>35</b>	<b>0</b>
<b>OPPONENTS</b>	<b>62</b>	<b>15</b>	<b>600</b>	<b>9.7</b>	<b>38</b>	<b>0</b>

KICKOFF RETURNS	NO.	YDS.	AVG.	LG	TD
Anderson	22	525	23.9	69	0
Smith	32	651	20.3	96	1
Kafentzis	5	69	13.8	22	0
Wonsley	4	52	13.0	20	0
Moore	2	19	9.5	10	0
Middleton	1	11	11.0	11	0
Hathaway	1	2	2.0	2	0
Sherwin	1	2	2.0	2	0
Radachowsky	1	0	0.0	0	0
<b>COLTS</b>	<b>69</b>	<b>1331</b>	<b>19.3</b>	<b>96</b>	<b>1</b>
<b>OPPONENTS</b>	<b>42</b>	<b>849</b>	<b>20.2</b>	<b>45</b>	<b>0</b>

**SACKS:** Colts 42.0; Opponents 58.0; Cooks 11.5-10.3; Maxwell 8.5-5.7; Wisniewski 7-4.5; Thompson 4-2.9; Odom 3-3.1; White 2-1.6; Bracelin 2-1.4; Winter 2-1.1; Krauss 1-8; Parker 1-6

## USUAL STARTERS

OFFENSE	DEFENSE
WR Tracy Porter	LDE Donnell Thompson
WR Chris Hinton	NT Leo Wisniewski
WR Steve Wright	RDE Blaise Winter
LG Ben Ut	LOLB Johnnie Cooks
C Ray Donaldson	LILB Cliff Odom
RG Ron Salt	RILB Barry Krauss
RT Jim Mills	ROLB Vernon Maxwell
TE Dave Young	LCB Preston Davis
WR Ray Butler	RCB Eugene Daniel
QB Mike Pagel	SS Mark Kafentzis
RB Curtis Dickey	FS Nesby Glasgow
RB Randy McMillan	

PASSING	ATT.	COMP.	YDS.	PCT.	AVG./ATT.	TD	TD%	INT.	INT.%	LG	SACKED	RATING
Pagel	212	114	1426	53.8	6.73	8	3.8	8	3.8	54	28/201	71.8
Schlichter	140	62	702	44.3	5.01	3	2.1	7	5.0	54	23/170	46.2
Herrmann	56	29	352	51.8	6.29	1	1.8	6	10.7	74	7/ 65	37.8
Dickey	1	1	63	100.0	63.00	1	100.0	0	0.0	63	0/ 0	158.3
Moore	1	0	0	0.0	0.00	0	0.0	0	0.0	0	0/ 0	39.6
Stark	1	0	0	0.0	0.00	0	0.0	1	100.0	0	0/ 0	0.0
<b>COLTS</b>	<b>411</b>	<b>206</b>	<b>2543</b>	<b>50.1</b>	<b>6.19</b>	<b>13</b>	<b>3.2</b>	<b>22</b>	<b>5.4</b>	<b>74</b>	<b>58/436</b>	<b>57.9</b>
<b>OPPONENTS</b>	<b>515</b>	<b>298</b>	<b>3890</b>	<b>57.9</b>	<b>7.55</b>	<b>31</b>	<b>6.0</b>	<b>18</b>	<b>3.5</b>	<b>80</b>	<b>42/320</b>	<b>87.3</b>

1985

RECORD: 5-11 COACH: ROD DOWHOWER  
 FOURTH - AFC EASTERN DIVISION  
 HOME: 4-4 AWAY: 1-7  
 DIV: 1-7 CONF: 2-10 NCONF: 3-1

\*Sellout

DATE	RESULTS	OPPONENT	ATTENDANCE
9/ 8	L 3-45	@ Pittsburgh	57,249
9/15	L 13-30	@ Miami	53,693
9/22	W 14-6	DETROIT	*60,042
9/29	L 20-25	@ New York Jets	61,987
10/ 6	W 49-17	BUFFALO	*60,003
10/13	L 10-15	DENVER	*60,128
10/20	L 9-21	@ Buffalo	28,430
10/27	W 37-10	GREEN BAY	*59,708
11/ 3	L 17-35	NEW YORK JETS	*59,683
11/10	L 15-34	@ New England	54,176
11/17	L 20-34	MIAMI	*59,666
11/24	L 7-20	@ Kansas City	21,762
12/ 1	L 31-38	NEW ENGLAND	*56,740
12/ 8	L 10-17	@ Chicago	59,997
12/15	W 31-23	@ Tampa Bay	25,577
12/22	W 34-16	HOUSTON	*55,818

SCORING	TDR	TDP	TDR%	PAT	FG	S	TP
Middleton	1						6
Young				1			6
Williams		1					6
Randle						1	2
<b>COLTS</b>	<b>22</b>	<b>15</b>	<b>2</b>	<b>36-39</b>	<b>16-26</b>	<b>1</b>	<b>320</b>
<b>OPPONENTS</b>	<b>20</b>	<b>24</b>	<b>1</b>	<b>41-45</b>	<b>25-31</b>	<b>3</b>	<b>286</b>

INTERCEPTIONS	NO.	YDS.	AVG.	LG	TD
Stark	1	0	0.0	0	0
<b>COLTS</b>	<b>16</b>	<b>75</b>	<b>4.7</b>	<b>29</b>	<b>0</b>
<b>OPPONENTS</b>	<b>20</b>	<b>232</b>	<b>11.6</b>	<b>41</b>	<b>0</b>

FGS	1-9	20-29	30-39	40-49	50+	TOT.	
Allegre	0-0	9-11	5-6	2-6	0-3	16-26	
<b>COLTS</b>	<b>0-0</b>	<b>9-11</b>	<b>5-6</b>	<b>2-6</b>	<b>0-3</b>	<b>16-26</b>	
<b>OPP.</b>	<b>1-1</b>	<b>6-8</b>	<b>8-8</b>	<b>10-12</b>	<b>0-2</b>	<b>25-31</b>	
Allegre	[39]	[35]	[48.51]	[40,29]	[53,28]	[41,27,38]	
	[24,26,47]	[22,44]	[23]	[28,30]	[46]	[25]	[25,30,55]
[33,21]	[ ]						
Opp	[30,51]	[22,25,52,40]	[37,35]	[22,35,48,45]			
	[45]	[43,32,30,18,28]	[ ]	[29]	[ ]	[41,30]	[45,44,26]
	[29,42]	[35]	[20]	[48,48]	[45]		

PUNTING	NO.	YDS.	AVG.	TB	INT	LG	BLK.
Stark	78	3584	45.9	14	12	68	2
<b>COLTS</b>	<b>80</b>	<b>3584</b>	<b>44.8</b>	<b>14</b>	<b>12</b>	<b>68</b>	<b>2</b>
<b>OPPONENTS</b>	<b>72</b>	<b>2982</b>	<b>41.4</b>	<b>8</b>	<b>19</b>	<b>64</b>	<b>1</b>

TEAM STATISTICS

TOTAL FIRST DOWNS	COLTS	OPP
Rushing	131	124
Passing	130	192
Penalty	21	14
3rd Dwn. M/A/Pct	81/215/37.7	103/229/45.0
4th Dwn. M/A/Pct	12/17/70.6	10/14/71.4
TOTAL NET YARDS	5006	5599
Avg. Per Game	312.9	349.9
Total Plays	988	1079
Avg. Per Play	5.1	5.2
NET YARDS RUSHING	2439	2145
Avg. Per Game	152.4	134.1
Total Rushes	485	539
NET YARDS PASSING	2567	3454
Avg. Per Game	160.4	215.9
Tackled/Yards Lost	35/244	36/267
Gross Yards	2811	3721
Att./Completions	468/235	504/275
Completion Pct	50.2	54.6
Had Intercepted	20	16
PUNTS/AVERAGE	80/44.8	72/41.4
NET PUNTING AVG.	34.2	33.0
PENALTIES/YARDS	87/678	90/699
FUMBLES/BALL LOST	27/14	32/17
TOUCHDOWNS	39	45
Rushing	22	20
Passing	15	24
Defense/Kicking	1/1	0/1
TIME OF POSSESSION	28:49	31:11

RUSHING	NO.	YDS.	AVG.	LG	TD
McMillan	190	858	4.5	38	7
Wonsley	138	716	5.2	36	6
Bentley	54	288	5.3	26	2
Gill	45	262	5.8	67	2
Pagel	25	160	6.4	29	2
Middleton	13	35	2.7	13	1
Dickey	9	34	3.8	11	0
Kofler	4	33	8.3	23	1
Martin	1	23	23.0	23	0
Capers	3	18	6.0	20	1
Schlichter	2	13	6.5	9	0
Butler	1	-1	-1.0	-1	0
<b>COLTS</b>	<b>485</b>	<b>2439</b>	<b>5.0</b>	<b>67</b>	<b>22</b>
<b>OPPONENTS</b>	<b>539</b>	<b>2145</b>	<b>4.0</b>	<b>28</b>	<b>20</b>

KICKOFF RETURNS	NO.	YDS.	AVG.	LG	TD
Bentley	27	674	25.0	48	0
Martin	32	638	19.9	36	0
Williams	3	44	14.7	21	0
Middleton	1	20	20.0	20	0
Young	2	15	7.5	17	0
Gill	1	6	6.0	6	0
Lee	1	6	6.0	6	0
<b>COLTS</b>	<b>67</b>	<b>1403</b>	<b>20.9</b>	<b>48</b>	<b>0</b>
<b>OPPONENTS</b>	<b>59</b>	<b>1189</b>	<b>20.2</b>	<b>47</b>	<b>0</b>

SACKS: Colts 36 0; Opponents 35 0; Bickett 6-44; Virkus 5 45; Cooks 5-36; Scott 5-32; Thompson 4-24; Smith 3-8; Glasgow 2-20; Odum 2-14; White 1-14; Lee 1-13; Kraus 1-12; Broughton 1-5

USUAL STARTERS  
PRO BOWLERS IN BOLDFACE

OFFENSE	DEFENSE
WR Wayne Capers	LDE Donnell Thompson
<b>LT Chris Hinton</b>	NT Brad White
LG Ben Ute	RDE Chris Scott
C Roy Donaldson	LOLB Johnnie Cooks
RG Ron Solt	LIB Cliff Odum
RT Karl Baldschwieler	RILB Barry Krauss
TE Pat Beach	ROLB Duane Bickett
WR/TE Roy Butler	LCB Preston Davis
Mark Boyer	RCB Eugene Daniel
QB Mike Pagel	SS Nesby Glasgow
RB Randy McMillan	FS Anthony Young
RB George Wonsley	<b>P Rohn Stark</b>

SCORE BY PERIODS	1	2	3	4	TOTAL
<b>COLTS</b>	<b>65</b>	<b>98</b>	<b>52</b>	<b>105</b>	<b>320</b>
<b>OPPONENTS</b>	<b>81</b>	<b>145</b>	<b>64</b>	<b>96</b>	<b>386</b>

SCORING	TDR	TDP	TDR%	PAT	FG	S	TP
Allegre				36-39	16-26		84
McMillan	7						42
Beach		6					36
Wonsley	6						36
Capers	1	4					30
Bentley	2						12
Bozza		2					12
Butler		2					12
Gill		2					12
Pagel		2					12
Kofler		1					6
Martin				1			6

INTERCEPTIONS	NO.	YDS.	AVG.	LG	TD
Daniel	8	53	6.6	29	0
Davis	2	14	7.0	7	0
Cooks	1	7	7.0	7	0
Anderson	1	1	1.0	1	0
Bickett	1	0	0.0	0	0
Krauss	1	0	0.0	0	0
Randle	1	0	0.0	0	0
<b>COLTS</b>	<b>235</b>	<b>2811</b>	<b>12.0</b>	<b>80</b>	<b>15</b>
<b>OPPONENTS</b>	<b>275</b>	<b>3721</b>	<b>13.5</b>	<b>59</b>	<b>24</b>

PASSING	ATT.	COMP.	YDS.	PCT.	AVG./ATT.	TD	TD%	INT.	INT.%	LG	SACKED	RATING
Pagel	393	199	2414	50.5	6.13	14	3.6	15	3.8	80+	25/180	66.0
Kofler	48	23	284	47.9	5.92	1	2.1	3	6.3	33+	8/ 58	47.5
Schlichter	25	12	107	48.0	4.28	0	0.0	2	8.0	16	2/ 6	26.7
Bentley	1	1	6	100.0	6.00	0	0.0	0	0.0	6	0/ 0	158.3
Stark	1	0	0.0	0.0	0.00	0	0.0	0	0.0	0	0/ 0	0.0
<b>COLTS</b>	<b>468</b>	<b>235</b>	<b>2811</b>	<b>50.2</b>	<b>6.00</b>	<b>15</b>	<b>3.2</b>	<b>20</b>	<b>4.3</b>	<b>80+</b>	<b>35/244</b>	<b>61.6</b>
<b>OPPONENTS</b>	<b>504</b>	<b>275</b>	<b>3721</b>	<b>54.6</b>	<b>7.38</b>	<b>24</b>	<b>4.8</b>	<b>16</b>	<b>3.2</b>	<b>59</b>	<b>36/267</b>	<b>81.1</b>



# 1986

RECORD: 3-13 COACH: ROD DOWHWOR (13), RON MEYER (3)

FIFTH - AFC EASTERN DIVISION

HOME: 1-7 AWAY: 2-6

DIV: 1-7 CONF: 2-10 NCONF: 1-3

\*Sellout

DATE	RESULTS	OPPONENT	ATTENDANCE
9/7	L 3-33	@ New England	55,208
9/14	L 10-30	@ Miami	51,848
9/21	L 7-24	LOS ANGELES RAMS	*59,012
9/28	L 7-26	NEW YORK JETS	56,075
10/5	L 14-35	@ San Francisco	57,252
10/12	L 14-17	NEW ORLEANS	53,512
10/19	L 13-24	@ Buffalo	50,050
10/26	L 13-17	MIAMI	*58,350
11/2	L 9-24	CLEVELAND	*57,962
11/9	L 21-30	NEW ENGLAND	*56,890
11/16	L 16-31	@ New York Jets	65,149
11/23	L 17-31	@ Houston	31,792
11/30	L 3-17	SAN DIEGO	47,950
12/7	W 28-23	@ Atlanta	30,397
12/14	W 24-14	BUFFALO	52,783
12/21	W 30-24	@ Los Angeles Raiders	41,349

TEAM STATISTICS		COLTS	OPP
TOTAL FIRST DOWNS		278	334
Rushing		77	123
Passing		173	185
Penalty		28	26
3rd Dwn. M/A/Pct		78/225/34.7	86/206/41.7
4th Dwn. M/A/Pct		10/29/34.5	1/5/20.0
TOTAL NET YARDS		4700	5701
Avg. Per Game		293.8	356.3
Total Plays		1046	1051
Avg. Per Play		4.5	5.4
NET YARDS RUSHING		1491	1962
Avg. Per Game		93.2	122.6
Total Rushes		407	517
NET YARDS PASSING		3209	3739
Avg. Per Game		200.6	233.7
Tackled/Yards Lost		53/406	24/194
Gross Yards		3615	3933
Att./Completions		586/300	510/306
Completion Pct.		51.2	60.0
Had Intercepted		24	16
POINTS/AVERAGE		81/44.7	67/40.7
NET PUNTING AVG.		36.9	35.5
PENALTIES/YARDS		99/880	100/728
FUMBLES/BALL LOST		41/20	41/19
TOUCHDOWNS		27	47
Rushing		10	14
Passing		16	28
Defense/Kicking		0/1	4/1
TIME OF POSSESSION		29:12	30:48

SCORE BY PERIODS	1	2	3	4	TOTAL
COLTS	51	41	55	82	229
OPPONENTS	123	101	106	70	400

SCORING	TDR	TDP	TDR T	PAT	FG	S	TP
Biasucci					26-27	13-25	65
Brooks		8					48
Bouza		5					30
Bentley	3						18
McMillan	3						18
Hogeboom	1						6
Trudeau	1						6
Wonsley	1						6
Gill	1						6
Daniel			1				6
Boyer		1					6

SCORING	TDR	TDP	TDR T	PAT	FG	S	TP
Beach				1			6
Sherwin				1			6
Leading							1
COLTS	10	16	1	26-27	13-25		1229
OPPONENTS	14	28	5	46-47	24-35		400

FGS	1-19	20-29	30-39	40-49	50+	TOT.
Biasucci	0-0	4-4	2-5	5-8	2-8	13-25
COLTS	0-0	4-4	2-5	5-8	2-8	13-25
OPP.	2-2	7-8	9-13	6-10	0-2	24-35

Biasucci	[25,56]	[23]	[60]	[48]	[49,54]	[37,46,44]
[39,45]	[40]	[1]	[56,54]	[37]	[40,27]	
[52]	[32,30,52]	[52,40,20]				
OPP.	[38,39,49,25]	[27,45]	[46]	[34,48,47,24]		
[1]	[30,46]	[37,50,46]	[29,37]	[51,38]	[38,31,24]	[32]
[34,32]	[19,43,26]	[19,45,26]	[46]	[20,32]		

RUSHING	NO.	YDS.	AVG.	LG	TD
McMillan	189	609	3.2	28	3
Bentley	73	351	4.8	70+	3
Gill	53	228	4.3	18	1
Wonsley	60	214	3.6	46	1
Trudeau	13	21	1.6	8	1
Kiel	3	20	6.7	9	0
Hogeboom	10	20	2.0	6	1
Bouza	1	12	12.0	12	0
Capers	1	11	11.0	11	0
Brooks	4	5	1.3	12	0
COLTS	407	1491	3.7	70+	10
OPPONENTS	517	1962	3.8	40	14

RECEIVING	NO.	YDS.	AVG.	LG	TD
Bouza	71	830	11.7	33	5
Brooks	65	1131	17.4	84+	8
McMillan	34	289	8.5	45	0
Beach	25	265	10.6	26	1
Bentley	25	230	9.2	38	0
Boyer	22	237	10.8	38	1
Wonsley	16	175	10.9	60	0
Gill	16	137	8.6	15	0
Capers	9	118	13.1	27	0
LaFleur	7	56	8.0	11	0
Harbour	4	46	11.5	28	0
Sherwin	3	26	8.7	15	1
Murray	2	34	17.0	24	0
Martin	1	41	41.0	41	0
COLTS	300	3615	12.1	84+	16
OPPONENTS	306	3933	12.9	72+	28

INTERCEPTIONS	NO.	YDS.	AVG.	LG	TD
Coleman	4	36	9.0	31	0
Hicks	2	16	8.0	16	0
Bickett	2	10	5.0	10	0
Daniel, E.	2	6	3.0	3	0
Daniel, K.	2	5	2.5	5	0
Holt	1	80	80.0	80	0
Hand	1	8	8.0	8	0
Armstrong	1	4	4.0	4	0
Cooks	1	1	1.0	1	0
COLTS	16	166	10.4	80	0
OPPONENTS	24	310	12.9	40	2

PUNTING	NO.	YDS.	AVG.	TB	IN20	LG	BLK.
Stark	76	3432	45.2	5	23	63	0
Kiel	5	190	38.0	0	0	43	0
COLTS	81	3622	44.7	5	23	63	0
OPPONENTS	67	2725	40.7	4	21	60	1

PUNT RETURNS	NO.	FC	YDS.	AVG.	LG	TD
Brooks	18	7	141	7.8	18	0
Martin	17	5	109	6.4	25	0
Jackson	0	1	0	0.0	0	0
COLTS	35	13	250	7.1	25	0
OPPONENTS	52	5	533	10.3	71+	1

KICKOFF RETURNS	NO.	YDS.	AVG.	LG	TD
Bentley	32	687	21.5	37	0
Martin	21	385	18.3	27	0
Brooks	8	143	17.9	24	0
Daniel, K.	5	109	21.8	30	0
Gill	5	73	14.6	28	0
Wonsley	2	31	15.5	20	0
Williams	1	15	15.0	15	0
COLTS	74	1443	19.5	37	0
OPPONENTS	43	827	19.2	41	0

SACKS: Colts 24.0, Opponents 53.0, Bickett 6.58; Hand 5.32; Thompson 4-18.5; Armstrong 3-21; Ahrens 2.26; Cooks 1-13; Odom 1-10; Broughton 1-9; Kellar 1-6.5

## USUAL STARTERS

	OFFENSE	DEFENSE
WR	Bill Brooks	LDE Donnell Thompson
LT	Chris Hinton	NT Willie Kellor
LG	Ben Ut	NT Willie Kellor
		Scott Taylor
C	Ray Donaldson	RDE Jon Hand
RG	Ron Solt	LOLB Johnnie Cooks
RT	Kevin Call	ULB Cliff Odom
TE	Pat Beach	RLB Dave Ahrens
WR	Matt Bouza	ROLB Duane Bickett
QB	Jack Trudeau	LCB Leonard Coleman
RB	Randy McMillan	RCB Eugene Daniel
TE/RB	Mark Boyer,	SS Nabby Glasgow
	George Wonsley	FS Dwight Hicks,
		Tate Randle

PASSING	ATT.	COMP.	YDS.	PCT.	AVG./ATT.	TD	TD%	INT.	INT.%	LG	SACKED	RATING
Trudeau	417	204	2225	48.9	5.34	8	1.9	18	4.3	84+	29/213	53.6
Hogeboom	144	85	1154	59.0	8.01	6	4.2	6	4.2	60	18/144	81.2
Kiel	25	11	236	44.0	9.44	2	8.0	0	0.0	50	5/42	104.8
Bentley	0	0	0	0.0	0.0	0	0.0	0	0.0	0	1/7	0.0
COLTS	586	300	3615	51.2	6.17	16	2.7	24	4.1	84+	53/406	62.5
OPPONENTS	510	306	3933	60.0	7.71	28	5.5	16	3.1	72+	24/194	89.6



## 1988

RECORD: 9-7 COACH: RON MEYER

SECOND - AFC EASTERN DIVISION

HOME: 6-2 AWAY: 3-5

DIV: 5-3 CONF: 7-5 NCONF: 2-2

## \*Sellout

DATE	RESULTS	OPPONENT	ATTENDANCE
9/7	L 14-17	HOUSTON	OT 57,251
9/11	L 13-17	CHICAGO	*60,503
9/19	L 17-23	@ Cleveland	75,148
9/25	W 15-13	MIAMI	*59,638
10/2	L 17-21	@ New England	58,050
10/9	L 23-34	@ Buffalo	76,018
10/16	W 35-31	TAMPA BAY	53,135
10/23	W 16-0	@ San Diego	37,322
10/31	W 55-23	DENVER	*60,544
11/7	W 38-14	NEW YORK JETS	59,233
11/13	W 20-13	@ Green Bay	53,492
11/20	L 3-12	@ Minnesota	58,342
11/27	W 24-21	NEW ENGLAND	*58,157
12/4	W 31-28	@ Miami	45,236
12/10	L 16-34	@ New York Jets	46,284
12/18	W 17-14	BUFFALO	*59,908

TEAM STATISTICS	COLTS	OPP
TOTAL FIRST DOWNS	311	315
Rushing	153	109
Passing	130	184
Penalty	28	22
3rd Dwn. M/A/Pct.	64/186/34.4	88/204/43.1
4th Dwn. M/A/Pct.	11/20/55.0	9/16/56.3
TOTAL NET YARDS	4870	5296
Avg. Per Game	304.4	331.0
Total Plays	982	1016
Avg. Per Play	5.0	5.2
NET YARDS RUSHING	2249	1694
Avg. Per Game	140.6	105.9
Total Rushes	545	447
NET YARDS PASSING	2621	3602
Avg. Per Game	163.8	225.1
Tackled/Yards Lost	34/244	30/201
Gross Yards	2865	3803
Att./Completions	403/222	539/321
Completion Pct.	55.1	59.6
Had Intercepted	22	15
PUNTS/AVERAGE	64/43.5	68/39.4
NET PUNTING AVG.	34.5	33.6
PENALTIES/YARDS	89/657	118/945
FUMBLES/BALL LOST	20/8	32/20
TOUCHDOWNS	40	38
Rushing	23	14
Passing	15	21
Defense/Kicking	1/1	1/2
TIME OF POSSESSION	30:19	29:41

SCORE BY PERIODS	1	2	3	4	OT	TOTAL
COLTS	77	135	61	81	0	354
OPPONENTS	55	88	48	121	3	315

SCORING	TDR	TDP	TDRT	PAT	FG	S	TP
Bisucci				39.40	25-32		114
Dickerson	14	1					90
Verdin		4	1				30
Bouza		4					24
Bentley		2					18
Brooks		3					18
Chandler		3					18
Boyer		2					12
Turner		2					12
Daniel			1				6

PASSING	ATT.	COMP.	YDS.	PCT.	AVG./ATT.	TD	TD%	INT.	INT. %	LG	SACKED	RATING
Chandler	233	129	1619	55.4	6.95	8	3.4	12	5.2	54	18/128	67.2
Hogeboom	131	76	996	58.0	7.60	7	5.3	7	5.3	58	12/ 88	77.7
Trudeau	34	14	158	41.2	4.65	0	0.0	3	8.8	48	2/ 13	19.0
Turner	4	3	92	75.0	23.00	0	0.0	0	0.0	37	2/ 15	116.7
Bentley	1	0	0	0.0	0.00	0	0.0	0	0.0	0	0/ 0	39.6
<b>COLTS</b>	<b>403</b>	<b>222</b>	<b>2865</b>	<b>55.1</b>	<b>7.11</b>	<b>15</b>	<b>3.7</b>	<b>22</b>	<b>5.5</b>	<b>58</b>	<b>34/244</b>	<b>67.3</b>
<b>OPPONENTS</b>	<b>539</b>	<b>321</b>	<b>3803</b>	<b>59.6</b>	<b>7.06</b>	<b>21</b>	<b>3.9</b>	<b>15</b>	<b>2.8</b>	<b>58</b>	<b>30/201</b>	<b>82.5</b>

SCORING	TDR	TDP	TDRT	PAT	FG	S	TP
Hogeboom	1						6
Wansley	1						6
<b>COLTS</b>	<b>23</b>	<b>15</b>	<b>2</b>	<b>39-40</b>	<b>25-32</b>		<b>354</b>
<b>OPPONENTS</b>	<b>14</b>	<b>21</b>	<b>3</b>	<b>36-38</b>	<b>17-25</b>		<b>315</b>
FGS	1-19	20-29	30-39	40-49	50+	TOT.	
Bisucci	0-0	8-8	5-6	6-10	6-8	25-32	
<b>COLTS</b>	<b>0-0</b>	<b>8-8</b>	<b>5-6</b>	<b>6-10</b>	<b>6-8</b>	<b>25-32</b>	
OPP.	1-1	7-9	4-6	5-7	0-2	17-25	
Bisucci	57	38,53	30	50,34,41,51,51,25			
	(20)	(31,49,40,22)	(1)	(20,44,51)	(31,39,27)		
	(48,51)	(20,25)	(44,42)	(28)	(47)	(45)	(52,48)
OPP.	(47,26,35)	(40,37)	(21,29,40)	(1)	(31)		
	(52,45,19)	(39)	(1)	(27)	(51)	(22,20)	(25,26,30,49)
	(43,27)	(1)	(35,46)	(1)			

PUNT RETURNS	NO.	FC	YDS.	AVG.	LG	TD
Verdin	22	7	239	10.9	73	1
Brooks	3	0	15	5.0	8	0
Prior	1	5	0	0.0	0	0
<b>COLTS</b>	<b>26</b>	<b>12</b>	<b>254</b>	<b>9.8</b>	<b>73</b>	<b>1</b>
<b>OPPONENTS</b>	<b>37</b>	<b>3</b>	<b>418</b>	<b>11.3</b>	<b>59</b>	<b>1</b>

KICKOFF RETURNS	NO.	YDS.	AVG.	LG	TD
Bentley	39	775	19.9	40	0
Verdin	7	145	20.7	32	0
Banks	4	56	14.0	20	0
Beach	1	35	35.0	35	0
Wright	1	22	22.0	22	0
<b>COLTS</b>	<b>52</b>	<b>1033</b>	<b>19.9</b>	<b>40</b>	<b>0</b>
<b>OPPONENTS</b>	<b>67</b>	<b>1480</b>	<b>22.1</b>	<b>95</b>	<b>1</b>

SACKS: Colts 30.0; Opponents 34.0; Hand 5-34; Bickett 3-524; Thompson 3-30; Alston 3-22; Johnson 3-16; Darby 2-15; Armstrong 2-8; Odom 2-7; TEAM 2-16; Swoope 1-10; Herrod 1-9; Prior 1-6; Tullis 1-0; Wright .54

USUAL STARTERS  
PRO BOWLERS IN BOLDFACE

OFFENSE	DEFENSE
WR Bill Brooks	LDE Donnell Thompson
<b>LT Chris Hinton</b>	NT Joe Klecko
LG Randy Dixon	RDE Jon Hand
<b>C Ray Donaldson</b>	LOLB O'Brien Alston
RG Ben Ute	LIB Fred Young
RT Joel Patten	RILB Barry Krauss
TE Pat Beach	ROLB Duane Bickett
WR Clarence Verdin	LCB Willie Tullis,
QB Chris Chandler	Chris Goode
<b>RB Eric Dickerson</b>	RCB Eugene Daniel
HB Mark Boyer	SS Freddie Robinson
	FS Mike Prior

RECEIVING	NO.	YDS.	AVG.	LG	TD
Dickerson	388	1659	4.3	41	14
Bentley	45	230	5.1	20	2
Chandler	46	139	3.0	29	3
Verdin	8	77	9.6	44	0
Brooks	5	62	12.4	38	0
Wansley	26	48	1.8	4	1
Turner	16	42	2.6	14	2
Hogeboom	11	-8	-0.7	6	1
<b>COLTS</b>	<b>545</b>	<b>2249</b>	<b>4.1</b>	<b>44</b>	<b>23</b>
<b>OPPONENTS</b>	<b>447</b>	<b>1694</b>	<b>3.8</b>	<b>29</b>	<b>14</b>

INTERCEPTIONS	NO.	YDS.	AVG.	LG	TD
Tullis	4	36	9.0	20	0
Prior	3	46	15.3	23	0
Bickett	3	7	2.3	7	0
Goode	2	53	26.5	35	0
Daniel	2	44	22.0	41	1
Krauss	1	3	3.0	3	0
<b>COLTS</b>	<b>15</b>	<b>189</b>	<b>12.6</b>	<b>41</b>	<b>1</b>
<b>OPPONENTS</b>	<b>22</b>	<b>291</b>	<b>13.2</b>	<b>44</b>	<b>1</b>

PUNTING	NO.	YDS.	AVG.	TB	IN20	LG	BLK.
Stark	64	2784	43.5	8	15	65	0
<b>COLTS</b>	<b>64</b>	<b>2784</b>	<b>43.5</b>	<b>8</b>	<b>15</b>	<b>65</b>	<b>0</b>
<b>OPPONENTS</b>	<b>68</b>	<b>2677</b>	<b>39.4</b>	<b>7</b>	<b>25</b>	<b>74</b>	<b>0</b>

1989

RECORD: 8-8 COACH: RON MEYER

SECOND - AFC EASTERN DIVISION

HOME: 6-2 AWAY: 2-6

DIV: 4-4 CONF: 7-5 NCONF: 1-3

\*Sellout

DATE	RESULTS	OPPONENT	ATTENDANCE
9/10	L 24-30	SAN FRANCISCO	*60,111
9/17	L 17-31	@ Los Angeles Rams	63,995
9/24	W 13-9	ATLANTA	57,816
10/1	W 17-10	@ New York Jets	65,542
10/8	W 37-14	BUFFALO	*58,890
10/15	L 3-14	@ Denver	74,680
10/22	W 23-12	@ Cincinnati	57,642
10/29	L 20-23	NEW ENGLAND	OI*59,356
11/5	L 13-19	@ Miami	52,680
11/12	L 7-30	@ Buffalo	79,256
11/19	W 27-10	NEW YORK JETS	*58,236
11/26	W 10-6	SAN DIEGO	*58,822
12/3	L 16-22	@ New England	32,234
12/10	W 23-17	CLEVELAND	OI*58,550
12/17	W 42-13	MIAMI	*55,665
12/24	L 6-41	@ New Orleans	49,009

TEAM STATISTICS

	COLTS	OPP
TOTAL FIRST DOWNS	273	336
Rushing	118	126
Passing	140	192
Penalty	15	18
3rd Dwn. M/A/Pct.	72/211/34.1	95/220/43.2
4th Dwn. M/A/Pct.	7/16/43.8	4/10/40.0
TOTAL NET YARDS	5611	5611
Avg. Per Game	300.8	350.7
Total Plays	979	1109
Avg. Per Play	4.9	5.1
NET YARDS RUSHING	1853	2077
Avg. Per Game	115.8	129.8
Total Rushes	458	507
NET YARDS PASSING	2960	3534
Avg. Per Game	185.0	220.9
Tackled/Yards Lost	28/174	46/384
Cross Yards	3134	3918
Att./Completions	493/253	556/322
Completion Pct.	51.3	57.9
Had Intercepted	17	21
PUNTS/AVERAGE	80/42.4	65/41.6
NET PUNTING AVG.	32.9	34.5
PENALTIES/YARDS	89/704	103/772
FUMBLES/BALL LOST	33/10	34/15
TOUCHDOWNS	34	29
Rushing	11	10
Passing	18	15
Defense/Kicking	2/3	2/2
TIME OF POSSESSION	27:15	32:45

SCORE BY PERIODS	1	2	3	4	OT	TOTAL
COLTS	53	66	53	120	6	298
OPPONENTS	67	82	58	91	3	301

SCORING	TDR	TDP	TDRT	PAT	FG	S	TP
Biasucci				31-32	21-27		94
Dickerson	7	1					48
Bentley	1	3	1				30
Brooks	4						24
Rison	4						24
Beach	2						12
Boyer	2						12
Trudeau	2						12
Verdin		1	1				12
Chandler	1						6

SCORING	TDR	TDP	TDRT	PAT	FG	S	TP
Dixon				1			6
Prior				1			6
Fruit		1					6
Taylor				1			6
COLTS	11	18	5	31-33	21-27		298
OPPONENTS	10	15	4	29-29	32-43		301

FGS	1-19	20-29	30-39	40-49	50+	TOT.
Biasucci	2-2	6-6	9-10	3-5	1-4	21-27
COLTS	2-2	6-6	9-10	3-5	1-4	21-27
OPP.	2-2	10-10	8-12	10-17	2-2	32-43
Biasucci	[50,31,52]	[19]	[25,29]	[38]	[32,46,25]	
[49,55]	[27]	[32,39]	[36,48,33]	[45,37,31]	[22]	[18]
[53,35]	[41,23]					
OPP.	[38,26,31]	[40]	[19,34,27]	[26]	[40]	[0]
[30,29,23,21]	[47,38,48,46,51]	[18]	[42,40,42,32]			
[46,45]	[33,44,38]	[40,44,37,34,24,50,23]	[48,39,35]			
[43,47,44]	[21,29]					

RUSHING	NO.	YDS.	AVG.	LG	TD
Dickerson	314	1311	4.2	21	7
Bentley	75	299	4.0	22	1
Trudeau	35	91	2.6	17	2
Chandler	7	57	8.1	23	1
Hunter	13	47	3.6	11	0
Verdin	4	39	9.8	26	0
Rison	3	18	6.0	18	0
Ramsey	4	5	1.3	3	0
Brooks	2	-3	-1.5	0	0
Stark	1	-11	-11.0	-11	0
COLTS	458	1853	4.0	26	11
OPPONENTS	507	2077	4.1	27	10

RECEIVING	NO.	YDS.	AVG.	LG	TD
Brooks	63	919	14.6	59	4
Rison	52	820	15.8	61	4
Bentley	52	525	10.1	61	3
Dickerson	30	211	7.0	22	1
Verdin	20	381	19.1	82	1
Beach	14	87	6.2	17	2
Boyer	11	58	5.3	15	2
Weathers	6	62	10.3	19	0
Fruit	5	71	14.2	40	1
COLTS	253	3134	12.4	82	18
OPPONENTS	322	3918	12.2	58	15

INTERCEPTIONS	NO.	YDS.	AVG.	LG	TD
Taylor	7	225	32.1	80	1
Prior	6	88	14.7	58	1
Banks	2	13	6.5	11	0
Young	2	2	1.0	6	0
Daniel	1	34	34.0	34	0
Plummer	1	18	18.0	18	0
Bickett	1	6	6.0	6	0
Ball	1	5	5.0	5	0
COLTS	21	391	18.6	80	2
OPPONENTS	17	345	20.3	92	2

PUNTING	NO.	YDS.	AVG.	TB	IN20	LG	BLK.
Stark	79	3392	42.9	10	14	64	1
COLTS	80	3392	42.4	10	14	64	1
OPPONENTS	65	2702	41.6	7	19	58	2

PUNT RETURNS	NO.	FC	YDS.	AVG.	LG	TD
Verdin	23	5	296	12.9	49	1
Rison	2	2	20	10.0	12	0
Washington	1	0	6	6.0	6	0
Prior	0	3	0	0.0	0	0
COLTS	26	10	322	12.4	49	1
OPPONENTS	51	7	558	10.9	70	1

KICKOFF RETURNS	NO.	YDS.	AVG.	LG	TD
Verdin	19	371	19.5	29	0
Bentley	17	328	19.3	29	0
Fruit	12	257	21.4	49	0
Rison	8	150	18.8	30	0
Hunter	4	58	14.5	19	0
COLTS	60	1164	19.4	49	0
OPPONENTS	63	1208	19.2	48	0

SACKS: Colts 46 0, Opponents 28 0, Hand 10 8.5, Johnson 8.5-72.5, Bickett 8-66; Thompson 7-68, Young 2-18, Herrod 2-14; McDonald 2-13; Larson 1-15; TEAM 1-14, Armstrong 1-8; Banks 1-4; Plummer 1-4; Alston 1-1; Clancy 5-1.5

USUAL STARTERS  
PRO BOWLERS IN BOLDFACE

OFFENSE	DEFENSE
WR Bill Brooks	LDE Donnell Thompson
LT Chris Hinton	NT Harvey Armstrong
LG Randy Dixon	RDE Jon Hand
C Ray Donaldson	LOLB Chip Banks
RG Ben Ut	LILO Jeff Herrod
RT Kevin Call	RILO Fred Young
TE Pat Beach	ROLB Duane Bickett
WR Andre Rison	ICB Chris Goode,
QB Jack Trudeau	John Baylor
RB Eric Dickerson	RCB Eugene Daniel
RB Albert Bentley	SS Michael Ball
	FS Mike Prior

PASSING	ATT.	COMP.	YDS.	PCT.	AVG./ATT.	TD	TD%	INT.	INT.%	LG	SACKED	RATING
Trudeau	362	190	2317	52.5	6.40	15	4.1	13	3.6	71	20/125	71.3
Chandler	80	39	537	48.8	6.71	2	2.5	3	3.8	82	3/17	63.4
Ramsey	50	24	280	48.0	5.60	1	2.0	1	2.0	47	4/26	63.8
Bentley	1	0	0	0.0	0.00	0	0.0	0	0.0	0	0/0	39.6
Dickerson	0	0	0	0.0	0.00	0	0.0	0	0.0	0	1/6	0.0
COLTS	493	253	3134	51.3	6.36	18	3.7	17	3.4	82	28/174	69.1
OPPONENTS	556	322	3918	57.9	7.05	15	2.7	21	3.8	58	46/384	73.0

# 1990

RECORD: 7-9 COACH: RON MEYER

THIRD - AFC EASTERN DIVISION

HOME: 3-5 AWAY: 4-4

DIV: 3-5 CONF: 5-7 NCONF: 2-2

Sellout			
DATE	RESULTS	OPPONENT	ATTENDANCE
9/9	L 10-26	@ Buffalo	78,899
9/16	L 14-16	NEW ENGLAND	49,256
9/23	L 10-24	@ Houston	50,993
9/30	W 24-23	@ Philadelphia	62,067
10/7	W 23-19	KANSAS CITY	54,950
10/21	L 17-27	DENVER	*59,850
10/28	L 7-27	MIAMI	*59,213
11/5	L 7-24	NEW YORK GIANTS	*58,688
11/11	W 13-10	@ New England	28,924
11/18	W 17-14	NEW YORK JETS	47,283
11/25	W 34-20	@ Cincinnati	60,051
12/2	L 17-20	@ Phoenix	31,885
12/9	L 7-31	BUFFALO	53,268
12/16	W 29-21	@ New York Jets	41,423
12/22	W 35-28	WASHINGTON	58,173
12/30	L 17-23	@ Miami	59,547

TEAM STATISTICS					
	COLTS	OPP			
TOTAL FIRST DOWNS	245	320			
Rushing	81	130			
Passing	142	176			
Penalty	22	14			
3rd Dwn. M/A/Pct.	56/185/30.3	87/204/42.6			
4th Dwn. M/A/Pct.	11/18/61.1	7/14/50.0			
TOTAL NET YARDS	4155	5614			
Avg. Per Game	259.7	350.9			
Total Plays	874	1034			
Avg. Per Play	4.8	5.4			
NET YARDS RUSHING	1282	2212			
Avg. Per Game	80.1	138.3			
Total Rushes	335	513			
NET YARDS PASSING	2873	3402			
Avg. Per Game	179.6	212.6			
Tackled/Yards Lost	51/424	29/203			
Gross Yards	3297	3605			
Att./Completions	488/269	492/301			
Completion Pct.	55.1	61.2			
Had Intercepted	21	9			
PUNTS/AVERAGE	72/42.8	58/42.0			
NET PUNTING AVG.	37.4	34.4			
PENALTIES/YARDS	79/590	104/781			
FUMBLES/BALL LOST	23/10	25/15			
TOUCHDOWNS	33	36			
Rushing	9	12			
Passing	22	20			
Defense/Kicking	2/0	4/0			
TIME OF POSSESSION	26:27	33:33			
SCORE BY PERIODS					
	1	2	3	4	TOTAL
COLTS	47	68	85	81	281
OPPONENTS	87	128	43	95	353

SCORING						
	TDR	TDP	TDRT	PAT	FG	5 TP
Biasiucci					32-33	17-24
Benley	4	2				36
Hester	6	6				36
Brooks	5	5				30
Morgan	5	5				30
Dickerson	4					24
Johnson	2					12
Beach	1					6
George	1					6
Goode			1			6
Grant			1			6
Verdin	1					6
COLTS	9	22	2	32-33	17-24	281
OPPONENTS	12	20	4	35-36	32-43	3

PASSING						
	ATT.	COMP.	YDS.	PCT.	AVG./ATT.	TD
George	334	181	2152	54.2	6.44	16
Trudeau	144	84	1078	58.3	7.49	6
Ferguson	8	2	21	25.0	2.63	0
Herrmann	1	1	6	100.0	6.00	0
Stark	1	1	40	100.0	40.00	0
COLTS	488	269	3297	55.1	6.76	22
OPPONENTS	492	301	3605	61.2	7.33	20

	FGS	1-19	20-29	30-39	40-49	50+	TOT.
Biasiucci	1-1	5-6	7-8	2-4	2-5	17-24	
COLTS	1-1	5-6	7-8	2-4	2-5	17-24	
OPP.	0-0	11-11	13-17	5-10	3-5	32-43	
Biasiucci:	[24,29]	0 [33]	[41]	[38,21,42,18]			
	[32,43]	0 [54,38]	[52,38]	[51]	[22,26]	[49,52]	
	0 [35,20,37]	0 [39,55]					
OPP:	[29,44,31,37,43,47]	[49,39,27,25]	[36,30]				
	[22,49,44,31]	[37,39,32,44,35]	[39,32,42]	[34,53]			
	[23,50]	[29]	[32,21,29,40]	0 [32,39]	[25]	[40]	
	[50,53,56,29,27]	[36]					

RUSHING						
	NO.	YDS.	AVG.	LG	TD	
Dickerson	166	677	4.1	43	4	
Benley	137	556	4.1	261	4	
Trudeau	10	28	2.8	9	0	
Clark	7	10	1.4	11	0	
Hester	4	9	2.3	10	0	
George	11	2	0.2	6	1	
COLTS	335	1282	3.8	43	9	
OPPONENTS	513	2212	4.3	32	12	

RECEIVING						
	NO.	YDS.	AVG.	LG	TD	
Verdin	71	664	9.4	73	2	
Brooks	62	823	13.3	75	5	
Hester	54	924	17.1	641	6	
Morgan	23	364	15.8	421	5	
Dickerson	18	92	5.1	17	0	
Verdin	14	178	12.7	45	1	
Beach	12	124	10.3	21	1	
Johnson	5	32	6.4	151	2	
Clark	5	23	4.6	11	0	
Simmons	4	33	8.3	12	0	
Prior	1	40	40.0	40	0	
COLTS	269	3297	12.3	75	22	
OPPONENTS	301	3605	12.0	66	20	

INTERCEPTIONS						
	NO.	YDS.	AVG.	LG	TD	
Prior	3	66	22.0	36	0	
Taylor	2	51	25.5	40	0	
Grant	1	25	25.0	251	1	
Herrrod	1	12	12.0	12	0	
Goode	1	10	10.0	10	0	
Bickett	1	9	9.0	9	0	
COLTS	9	173	19.2	40	1	
OPPONENTS	21	221	10.5	351	1	

PUNTING						
	NO.	YDS.	AVG.	TB	IN20	LG
Stark	71	3084	43.4	3	24	61
COLTS	72	3084	43.4	3	24	61
OPPONENTS	58	2435	42.0	2	13	68

PUNT RETURNS						
	NO.	FC	YDS.	AVG.	LG	TD
Verdin	31	3	396	12.8	36	0
Grant	2	0	6	3.0	6	0
Prior	2	6	0	0.0	0	0
Daniel	1	0	0	0.0	0	0
COLTS	36	9	402	11.2	36	0
OPPONENTS	42	15	334	8.0	32	0

KICKOFF RETURNS					
	NO.	YDS.	AVG.	LG	TD
Simmons	19	348	18.3	34	0
Verdin	18	350	19.4	44	0
Grant	15	280	18.7	29	0
Benley	11	211	19.2	36	0
Ball	1	0	0.0	0	0
Jarvis	1	0	0.0	0	0

COLTS OPPONENTS					
	NO.	YDS.	AVG.	LG	TD
COLTS	65	1189	18.3	44	0
OPPONENTS	49	961	19.6	38	0

SACKS: Colts 29.0; Opponents 51.0; Clancy 7.5-57; Herrad 4.5-35.5; Banks 4.5-25.5; Hand 3.5-27.5; Bickett 3.5-15; Faulkner 2-17; Siragusa 2-12; Thompson 1.5-13.5

USUAL STARTERS			
PRO BOWLERS IN BOLDFACE			
OFFENSE		DEFENSE	
WR Bill Brooks		LDE	Donnell Thompson
LT Zellos Moss		NT	Harvey Armstrong
LG Randy Dixon		RDE	Jon Hand
C Roy Donaldson		LOLB	Chip Banks
RG Brian Baldinger,		ULB	Jeff Herrrod
Pat Tomberlin		RLB	Fredd Young
RT Kevin Call,		ROLB	Duane Bickett
Brian Baldinger		LCB	Chris Goode
TE Pat Beach		RCB	Eugene Daniel
WR Jessie Hester		SS	Keith Taylor
QB Jeff George		F	Mike Prior
RB Eric Dickerson		P	Rohn Stark
RB Albert Benley		KR	Clarence Verdin

# 1991

**RECORD: 1-15 COACH: RON MEYER (5), RICK VENTURI (11)**

**FIFTH - AFC EASTERN DIVISION**

**HOME: 0-8 AWAY: 1-7**

**DIV: 1-7 CONF: 1-11 NCONF: 0-4**

**\*Sellout**

DATE	RESULTS	OPPONENT	ATTENDANCE
9/ 1	L 7-16	NEW ENGLAND	49,961
9/ 8	L 6-17	@ Miami	51,155
9/15	L 0-16	@ Los Angeles Raiders	40,287
9/22	L 24-33	DETROIT	53,396
9/29	L 3-31	@ Seattle	56,656
10/ 6	L 3-21	PITTSBURGH	55,383
10/13	L 6-42	@ Buffalo	79,015
10/20	L 6-17	NEW YORK JETS	53,025
11/ 3	L 6-10	MIAMI	55,899
11/10	W 28-27	@ New York Jets	44,792
11/17	L 17-31	CHICAGO	*60,519
11/24	L 10-14	Green Bay at Milw.	42,132
12/ 1	L 0-31	CLEVELAND	*57,539
12/ 8	L 17-23	@ New England	OT 20,131
12/15	L 7-35	BUFFALO	48,286
12/22	L 3-17	@ Tampa Bay	28,043

TEAM STATISTICS		COLTS	OPP
TOTAL FIRST DOWNS		236	305
Rushing		55	140
Passing		163	152
Penalty		18	13
3rd Dwn. M/A/Pct		65/208/31.3	98/199/49.2
4th Dwn. M/A/Pct		10/25/40.0	7/11/63.6
TOTAL NET YARDS		3748	5127
Avg Per Game		234.3	320.4
Total Plays		923	961
Avg Per Play		4.1	5.3
NET YARDS RUSHING		1169	2327
Avg Per Game		73.1	145.4
Total Rushes		354	544
NET YARDS PASSING		2579	2800
Avg Per Game		161.2	175.0
Tackled/Yards Lost		57/487	29/202
Gross Yards		3066	3002
Att./Completions		512/305	388/240
Completion Pct.		59.6	61.9
Had Intercepted		16	15
PUNTS/AVERAGE		82/42.6	59/41.4
NET PUNTING AVG.		34.8	36.2
PENALTIES/YARDS		85/689	88/645
FUMBLES/BALL LOST		32/15	21/13
TOUCHDOWNS		14	47
Rushing		3	23
Passing		10	22
Defense/Kicking		0/1	1/1
TIME OF POSSESSION		28:05	31:55

SCORE BY PERIODS	1	2	3	4	OT	TOTAL
COLTS	24	54	27	38	0	143
OPPONENTS	96	106	88	85	6	381

SCORING	TDR	TDP	TDR%	PAT	FG	5	TP
Biasucci				14/14	15-26		59
Hester	5						30
Brooks		4					24
Dickerson	2	1					18
Manoa	1						6
Verdin			1				6
COLTS	3	10		1	14-14	15-26	143
OPPONENTS	23	22		2	46-46	17-23	381

FGS	1-19	20-29	30-39	40-49	50+	TOT.
Biasucci	1- 1	5- 5	3- 4	5-13	1-3	15-26
COLTS	1- 1	5- 5	3- 4	5-13	1-3	15-26
OPP.	2- 2	5- 7	6- 7	4- 7	0-0	17-23

Biasucci: [44,52,42,48] (48,21) [37,47] (20) [54] (19,54) [26,29] (42,34,49) [45,47,25] (47) [35,40] (43,40) (39)

OPP. [35,39,36] (48) [33,41,33] (48,19) (41) (19) [35,45,37] [22,44,22,25] (21) (41,25) [24] (28)

RUSHING	NO.	YDS.	AVG.	LG	TD
Dickerson	167	536	3.2	28	2
Clark	114	366	3.2	25	0
Manoa	27	144	5.3	44	1
Johnson	22	94	4.3	15	0
George	16	36	2.3	13	0
Perkins	4	11	2.8	4	0
Verdin	1	4	4.0	4	0
Herrmann	1	-1	-1.0	-1	0
Huffman	1	-8	-8.0	-8	0
Stark	1	-13	-13.0	-13	0
COLTS	354	1169	3.3	44	3
OPPONENTS	544	2327	4.3	78	23

RECEIVING	NO.	YDS.	AVG.	LG	TD
Brooks	72	888	12.3	46	4
Hester	60	753	12.6	49	5
Johnson	42	344	8.2	24	0
Dickerson	41	269	6.6	26	1
Clark	33	245	7.4	23	0
Verdin	21	214	10.2	28	0
Mrosko	8	90	11.3	20	0
Benfey	7	42	-6.0	11	0
Martin	5	79	15.8	25	0
Beach	5	56	11.2	27	0
Huffman	3	14	4.7	7	0
Perkins	3	-2	-0.7	3	0
Manoa	2	5	2.5	5	0
Thornton	1	38	38.0	38	0
Cash	1	18	18.0	18	0
Coley	1	13	13.0	13	0
COLTS	305	3066	10.1	49	10
OPPONENTS	240	3002	12.5	84	22

INTERCEPTIONS	NO.	YDS.	AVG.	LG	TD
Baylor	4	50	12.5	32	0
Prior	3	50	16.7	37	0
Daniel	3	22	7.3	12	0
Goode	2	27	13.5	27	0
Rodecic	1	26	26.0	26	0
Herrad	1	25	25.0	25	0
Holloway	1	4	4.0	4	0
Taylor	0	-2	0.0	-2	0
COLTS	15	202	13.5	37	0
OPPONENTS	16	184	11.5	58	1

PUNTING	NO.	YDS.	AVG.	TB	IN20	LG	BLK.
Stark	82	3492	42.6	6	14	65	0
COLTS	82	3492	42.6	6	14	65	0
OPPONENTS	59	2444	41.4	7	15	63	0

PUNT RETURNS	NO.	FC	YDS.	AVG.	LG	TD
Verdin	25	10	165	6.5	22	0
Grant	2	2	6	3.0	6	0
Prior	0	2	0	0.0	0	0
COLTS	27	14	171	6.3	22	0
OPPONENTS	47	14	516	11.0	59	1

KICKOFF RETURNS	NO.	YDS.	AVG.	LG	TD
Verdin	36	689	19.1	88	1
Martin	12	305	25.4	38	0
Grant	3	20	6.7	10	0
McCloughan	2	35	17.5	19	0
McDonald	1	3	3.0	3	0
Mrosko	1	9	9.0	9	0
COLTS	55	1061	19.3	88	1
OPPONENTS	33	573	17.4	50	0

**SACKS:** Colts 29 0; Opponents 57 0; Thompson 5-40; Herrod 5-38; Bickett 5-30; Herrad 2-52.5; Clancy 2-51.5; Goode 2-13; Siragusa 2-12; anks 1-11; Curry 1-7; Holloway 1-7; Ball 1-2; Baylor 1-2

## STARTERS

OFFENSE	DEFENSE
WR Bill Brooks	LDE Donnell Thompson
LT Zefross Moss	NT Travis Davis
LG Randy Dixon	Tony Siragusa
C Brian Baldinger	RDE Jon Hand
RG William Schultz	LOLB Chip Banks
RT Kevin Call	ULB Scott Rodecic
TE Pat Beach	RLB Jeff Herrod
WR Jessie Hester	ROLB Duane Bickett
QB Jeff George	LCB Chris Goode
RB Eric Dickerson	RCB Eugene Daniel
RB Ken Clark	SS Michael Ball
Anthony Johnson	FS Keith Taylor

PASSING	ATT.	COMP.	YDS.	PCT.	AVG./ATT.	TD	TD%	INT.	INT.%	LG	SACKED	RATING
George	485	292	2910	60.2	6.00	10	2.1	12	2.5	49†	56/481	73.8
Herrmann	19	11	137	57.9	7.21	0	0.0	3	15.8	26	0/ 0	40.8
Trudeau	7	2	19	28.6	2.71	0	0.0	1	14.3	11	1/ 6	0.0
Hilger	1	0	0	0.0	0.00	0	0.0	0	0.0	0	0/ 0	39.6
COLTS	512	305	3066	59.6	5.99	10	2.0	16	3.1	49†	57/487	70.2
OPPONENTS	388	240	3002	61.9	7.74	22	5.7	15	3.9	84†	29/202	88.7

# 1992

**RECORD: 9-7 COACH: TED MARCHBRODA**  
**THIRD - AFC EASTERN DIVISION**  
**HOME: 4-4 AWAY: 5-3**  
**DIV: 5-3 CONF: 7-7 NCONF: 2-0**

\*Sellout

DATE	RESULTS	OPPONENT	ATTENDANCE
9/ 6	W 14-3	CLEVELAND	50,766
9/13	L 10-20	HOUSTON	44,851
9/20	L 0-38	@ Buffalo	77,781
10/ 4	W 24-14	@ Tampa Bay	56,585
10/11	W 6-3	NEW YORK JETS	OT 48,393
10/18	L 14-34	SAN DIEGO	48,552
10/25	W 31-20	@ Miami	61,117
11/ 1	L 0-26	@ San Diego	40,324
11/ 8	L 0-28	MIAMI	*59,892
11/15	L 34-37	NEW ENGLAND	OT 42,631
11/22	L 14-30	@ Pittsburgh	51,101
11/29	W 16-13	BUFFALO	OT 50,221
12/ 6	W 6-0	@ New England	19,429
12/13	W 10-6	@ New York Jets	33,684
12/20	W 16-13	PHOENIX	46,763
12/27	W 21-17	@ Cincinnati	47,837

TEAM STATISTICS		COLTS	OPP
TOTAL FIRST DOWNS		267	314
Rushing		70	129
Passing		174	164
Penalty		23	21
3rd Dwn. M/A/Pct.	75/210/35.7	70/197/35.5	
4th Dwn. M/A/Pct.	5/8/62.5	6/15/40.0	
TOTAL NET YARDS		4368	5074
Avg. Per Game		273.0	317.1
Total Plays		969	1004
Avg. Per Play		4.5	5.1
NET YARDS RUSHING		1102	2174
Avg. Per Game		68.9	135.9
Total Rushes		379	495
NET YARDS PASSING		3266	2900
Avg. Per Game		204.1	181.3
Tackled/Yards Lost		44/318	39/336
Gross Yards		3584	3236
Att./Completions		546/305	470/260
Completion Pct.		55.9	55.3
Had Intercepted		26	20
PUNTS/AVERAGE		83/44.8	71/42.5
NET PUNTING AVG.		39.3	37.3
PENALTIES/YARDS		122/958	101/836
FUMBLES/BALL LOST		24/11	28/15
TOUCHDOWNS		24	34
Rushing		8	16
Passing		13	14
Defense/Kicking		1/2	4/0
TIME OF POSSESSION		28:17	31:43

SCORE BY PERIODS	1	2	3	4	OT	TOTAL
COLTS	38	29	58	85	6	216
OPPONENTS	80	71	69	79	3	302

SCORING	TDR	TDP	TDRT	PAT	FG	5	TP
Biasucci				24-24	16-29		72
Culver	7	2					54
Cash	3						18
Johnson	3						18
Verdin			2				12
Arbuckle	1						6
Brooks	1						6
Entman			1				6
George	1						6
Hester		1					6
Langhorne		1					6
Schultz		1					6
COLTS	8	13	3	24-24	16-29		216
OPPONENTS	16	14	4	33-34	21-28	1	302

FGS	1-19	20-29	30-39	40-49	50+	TOT.
Biasucci	0-0	3-3	6-11	6-12	1-3	16-29
COLTS	0-0	3-3	6-11	6-12	1-3	16-29
OPP.	2-2	8-9	6-10	3-4	2-3	21-28

Biasucci: ( ) (37) (48) (45)	(45, 38, 31, 47, 47) (44)
(31, 45, 32) ( ) ( ) (35, 42, 48, 33) ( ) (52, 37, 52, 23, 40)	
(31, 30, 48) (31) (26, 59, 28, 42) ( )	
OPP.: (38, 20) (27, 29, 20) (39, 52) (49) (35) (23, 27) ( )	
(33) (54) (36, 44, 18) (31, 22, 36) (52, 44) (37)	
(32, 35, 19) (28, 48) (25)	

RUSHING	NO.	YDS.	AVG.	LG	TD
Johnson	178	592	3.3	19	0
Culver	121	321	2.7	36	7
Clark	40	134	3.4	13	0
George	14	26	1.9	13	1
Brooks	2	14	7.0	8	0
Carthon	4	9	2.3	5	0
Trudeau	13	6	0.5	5	0
Tupa	3	9	3.0	10	0
Herrmann	3	-2	-0.7	0	0
Langhorne	1	-7	-7.0	-7	0
COLTS	379	1102	2.9	36†	8
OPPONENTS	495	2174	4.4	35†	16

RECEIVING	NO.	YDS.	AVG.	LG	TD
Langhorne	65	811	12.5	34	1
Hester	52	792	15.2	81	1
Johnson	49	517	10.6	57†	3
Brooks	44	468	10.6	26	1
Cash	43	521	12.1	41	3
Culver	26	210	8.1	27	2
Arbuckle	13	152	11.7	23†	1
Clark	5	46	9.2	17	0
Verdin	3	37	12.3	21	0
Carthon	3	10	3.3	6	0
Prior	1	17	17.0	17	0
Schultz	1	3	3.0	3†	1
COLTS	305	3584	11.8	81	13
OPPONENTS	260	3236	12.4	69†	14

INTERCEPTIONS	NO.	YDS.	AVG.	LG	TD
Prior	6	44	7.3	19	0
Belser	3	27	9.0	21	0
Goode	2	93	46.5	47	0
Stargell	2	26	13.0	15	0
Entman	1	90	90.0	90†	1
Bickett	1	14	14.0	14	0
Herrad	1	4	4.0	4	0
Banks	1	3	3.0	3	0
Baylor	1	1	1.0	1	0
Daniel	1	0	0.0	0	0
Rodecic	1	0	0.0	0	0
COLTS	20	302	15.1	90†	1
OPPONENTS	26	461	17.7	82†	4

PUNTING	NO.	YDS.	AVG.	TB	IN20	LG	BLK.
Stark	83	3716	44.8	7	22	64	0
COLTS	83	3716	44.8	7	22	64	0
OPPONENTS	71	3021	42.5	5	24	61	0

PUNT RETURNS	NO.	FC	YDS.	AVG.	LG	TD
Verdin	24	12	268	11.2	84†	2
Prior	1	12	7	7.0	7	0
COLTS	25	24	275	11.0	84†	2
OPPONENTS	45	18	313	7.0	24	0

KICKOFF RETURNS	NO.	YDS.	AVG.	LG	TD
Verdin	39	815	20.9	42	0
Ambrose	8	126	15.8	26	0
Clark	3	54	18.0	20	0
Vanderbeek	1	6	6.0	6	0
COLTS	51	1001	19.6	42	0
OPPONENTS	36	630	17.5	34	0

SACKS: Colts 39.0; Opponents 44.0; Banks 9.5; Bickett 6.5-47.5; Clancy 4.5-55.5; Baylor 3.5-3; Entman 3.2-9; Sirogusa 3.2-4; Coryatt 2.2; Herrod 2.2; Daniel 2.6; McCoy 1-10; Walker 1-9; Hand 1-5; McClendon 1-2

USUAL STARTERS			
PRO BOWLERS IN BOLDFACE		DEFENSE	
OFFENSE	DEFENSE		
WR Reggie Langhorne	LT Steve Entman		
LT Zefross Moss	NT Tony Sirogusa		
LG Randy Dixon	RDE Jon Hand		
C Ray Donaldson	LOLB Chip Banks		
RG Ron Solt	LIB Scott Rodecic		
RT Kevin Call	QB Quentin Coryatt		
TE Kerry Cash	RILB Jeff Herrod		
WR Jessie Hester	ROLB Duane Bickett		
QB Jeff George	RCB Chris Goode		
RB Anthony Johnson	LCB Eugene Daniel		
WR Bill Brooks	SS John Baylor		
	FS Mike Prior		
	<b>P Rohn Stark</b>		
	<b>KR Clarence Verdin</b>		

PASSING	ATT.	COMP.	YDS.	PCT.	AVG./ATT.	TD	TD%	INT.	INT.%	LG	SACKED	RATING
George	306	167	1963	54.6	6.42	7	2.3	15	4.9	57†	27/188	61.5
Trudeau	181	105	1271	58.0	7.02	4	2.2	8	4.4	81	11/ 85	68.6
Tupa	33	17	156	51.5	4.73	1	3.0	2	6.1	19	5/ 40	49.6
Herrmann	24	15	177	62.5	7.38	1	4.2	1	4.2	27	1/ 5	81.4
Stark	1	1	17	100.0	17.00	0	0.0	0	0.0	17	0/ 0	118.8
Johnson	1	0	0	0.0	0.00	0	0.0	0	0.0	0	0/ 0	39.6
COLTS	546	305	3584	55.9	6.56	13	2.4	26	4.8	81	44/318	64.1
OPPONENTS	470	260	3236	55.3	6.89	14	3.0	20	4.3	69†	39/336	69.1

1993

RECORD: 4-12 COACH: TED MARCHIBRODA  
 FIFTH - AFC EASTERN DIVISION  
 HOME: 2-6 AWAY: 2-6  
 DIV: 2-6 CONF: 4-8 NCONF: 0-4

\*Sellout

DATE	RESULTS	OPPONENT	ATTENDANCE
9/5	L 20-24	MIAMI	51,858
9/12	W 9-6	@ Cincinnati	50,299
9/26	W 23-10	CLEVELAND	*59,654
10/3	L 13-35	@ Denver	74,958
10/10	L 3-27	DALLAS	*60,453
10/24	L 27-41	@ Miami	57,301
10/31	W 9-6	NEW ENGLAND	46,522
11/7	L 24-30	@ Washington	50,523
11/14	L 17-31	NEW YORK JETS	47,351
11/21	L 9-23	@ Buffalo	79,101
11/29	L 0-31	SAN DIEGO	54,110
12/5	W 9-6	@ New York Jets	45,799
12/12	L 6-20	@ New York Giants	70,411
12/19	L 10-20	PHILADELPHIA	44,952
12/26	L 0-38	@ New England	26,571
1/2	L 10-30	BUFFALO	43,028

TEAM STATISTICS

	COLTS	OPP
TOTAL FIRST DOWNS	269	334
Rushing	71	151
Passing	180	166
Penalty	18	17
3rd Dwn. M/A/Pct.	61/209/29.2	85/206/41.3
4th Dwn. M/A/Pct.	9/22/40.9	8/12/66.7
TOTAL NET YARDS	4705	5638
Avg. Per Game	294.1	352.4
Total Plays	988	1050
Avg. Per Play	4.8	5.4
NET YARDS RUSHING	1288	2521
Avg. Per Game	80.5	157.6
Total Rushes	365	575
NET YARDS PASSING	3417	3117
Avg. Per Game	213.6	194.8
Tackled/Yards Lost	29/206	21/121
Gross Yards	3623	3238
Att./Completions	594/332	454/270
Completion Pct.	55.9	59.5
Had Intercepted	15	10
PUNTS/AVERAGE	83/43.3	71/40.2
NET PUNTING AVG.	35.9	36.1
PENALTIES/YARDS	94/685	87/610
FUMBLES/BALL LOST	34/20	25/11
TOUCHDOWNS	16	45
Rushing	4	20
Passing	10	22
Defense/Kicking	1/1	2/1
TIME OF POSSESSION	27:55	32:05

SCORE BY PERIODS	1	2	3	4	TOTAL
COLTS	19	60	29	81	189
OPPONENTS	96	96	98	88	378

SCORING	TDR	TDP	TDRT	PAT	FG	5	TP
Biasiucci					15-16	26-31	93
Culver	3	1	1				30
Cash		3					18
Langhorne		3					18
Dawkins		1					6
Herrod			1				6
Hester		1					6
Johnson		1					6
Verdin			1				6
<b>COLTS</b>	<b>4</b>	<b>10</b>	<b>2</b>	<b>15-16</b>	<b>26-31</b>		<b>189</b>
<b>OPPONENTS</b>	<b>20</b>	<b>22</b>	<b>3</b>	<b>43-45</b>	<b>21-30</b>	<b>1</b>	<b>378</b>

PASSING	ATT.	COMP.	YDS.	PCT.	AVG./ATT.	TD	TD%	INT.	INT.%	LG	SACKED	RATING
George	407	234	2526	57.5	6.21	8	2.0	6	1.5	72t	26/190	76.3
Trudeau	162	85	992	52.5	6.12	2	1.2	7	4.3	68	2/11	57.4
Majkowski	24	13	105	54.2	4.38	0	0.0	1	4.2	17	1/5	48.1
Johnson	1	0	0	0.0	0.00	0	0.0	1	100.0	0	0/0	0.0
<b>COLTS</b>	<b>594</b>	<b>332</b>	<b>3623</b>	<b>55.9</b>	<b>6.10</b>	<b>10</b>	<b>1.7</b>	<b>15</b>	<b>2.5</b>	<b>72t</b>	<b>29/206</b>	<b>69.2</b>
<b>OPPONENTS</b>	<b>454</b>	<b>270</b>	<b>3238</b>	<b>59.5</b>	<b>7.13</b>	<b>22</b>	<b>4.8</b>	<b>10</b>	<b>2.2</b>	<b>77</b>	<b>21/121</b>	<b>88.3</b>

FGS	1-19	20-29	30-39	40-49	50+	TOT.
Biasiucci	1-1	14-14	7-8	3-6	1-2	26-31
<b>COLTS</b>	<b>1-1</b>	<b>14-14</b>	<b>7-8</b>	<b>3-6</b>	<b>1-2</b>	<b>26-31</b>
<b>OPP.</b>	<b>2-2</b>	<b>9-9</b>	<b>7-9</b>	<b>3-6</b>	<b>0-4</b>	<b>21-30</b>

Biasiucci: (48,26,33) (53,31,39,42) (27,19,26) (28,28) (27) (42) (27,38,37) (22) (41) (26,22,37) (53) (42,24,38) (21,26) (39) (22,49)  
 OFF: (20) (35,23,35) (32,52) (53) (30,32) (23,39,37) (40,45,26) (24) (22) (55) (36) (52,28,19,48) (21,25) (19) (39,49,40,40)

RUSHING	NO.	YDS.	AVG.	LG	TD
Potts	179	711	4.0	34	0
Johnson	95	331	3.5	14	1
Culver	65	150	2.3	9	3
George	13	39	3.0	14	0
Verdin	3	33	11.0	29	0
Stark	1	11	11.0	11	0
Toner	2	6	3.0	6	0
Majkowski	2	4	2.0	4	0
Trudeau	5	3	0.6	2	0
<b>COLTS</b>	<b>365</b>	<b>1288</b>	<b>3.5</b>	<b>34</b>	<b>4</b>
<b>OPPONENTS</b>	<b>575</b>	<b>2521</b>	<b>4.4</b>	<b>57t</b>	<b>20</b>

RECEIVING	NO.	YDS.	AVG.	LG	TD
Langhorne	85	1038	12.2	72t	3
Hester	64	835	13.0	58	1
Johnson	55	443	8.1	36	0
Cash	43	402	9.3	37	3
Dawkins	26	430	16.5	68	1
Potts	26	189	7.3	24	0
Arbuckle	15	90	6.0	23	0
Culver	11	112	10.2	26	1
Cox	4	59	14.8	24	0
Verdin	2	20	10.0	19	1
Toner	1	5	5.0	5	0
<b>COLTS</b>	<b>332</b>	<b>3623</b>	<b>10.9</b>	<b>72t</b>	<b>10</b>
<b>OPPONENTS</b>	<b>270</b>	<b>3238</b>	<b>12.0</b>	<b>77</b>	<b>22</b>

INTERCEPTIONS	NO.	YDS.	AVG.	LG	TD
Buchanan	4	45	11.3	28	0
Baylor	3	11	3.7	7	0
Herrod	1	29	29.0	29	0
Daniel	1	17	17.0	17	0
Belser	1	14	14.0	11	0
<b>COLTS</b>	<b>10</b>	<b>116</b>	<b>11.6</b>	<b>29</b>	<b>0</b>
<b>OPPONENTS</b>	<b>15</b>	<b>247</b>	<b>16.5</b>	<b>56t</b>	<b>1</b>

PUNTING	NO.	YDS.	AVG.	TB	IN20	LG	BLK.
Stark	83	3595	43.3	13	18	65	0
<b>COLTS</b>	<b>83</b>	<b>3595</b>	<b>43.3</b>	<b>13</b>	<b>18</b>	<b>65</b>	<b>0</b>
<b>OPPONENTS</b>	<b>71</b>	<b>2855</b>	<b>40.2</b>	<b>6</b>	<b>30</b>	<b>59</b>	<b>0</b>

PUNT RETURNS	NO.	FC	YDS.	AVG.	LG	TD
Verdin	30	17	173	5.8	24	0
<b>COLTS</b>	<b>30</b>	<b>17</b>	<b>173</b>	<b>5.8</b>	<b>24</b>	<b>0</b>
<b>OPPONENTS</b>	<b>41</b>	<b>12</b>	<b>352</b>	<b>8.6</b>	<b>71t</b>	<b>1</b>

KICKOFF RETURNS	NO.	YDS.	AVG.	LG	TD
Verdin	50	1050	21.0	38	0
Culver	3	51	17.0	20	0
Butcher	2	2	1.0	2	0
Cash	1	11	11.0	11	0
Rodeick	1	10	10.0	10	0
<b>COLTS</b>	<b>57</b>	<b>1124</b>	<b>19.7</b>	<b>38</b>	<b>0</b>
<b>OPPONENTS</b>	<b>37</b>	<b>551</b>	<b>14.9</b>	<b>37</b>	<b>0</b>

SACKS: Colts 21.0; Opponents 29.0; Hand 5.5-31; Bickett 3.5-22; Herrod 2-19; Peguese 2-12; Siragusa 1.5-5.5; McClendon 1.5-4.5; Emtman 1-8; Stargell 1-8; Sims 1-7; Clancy 1-3; Coryatt 1-0

USUAL STARTERS

OFFENSE	DEFENSE
WR Reggie Langhorne	LDE Skip McClendon
LT Will Wolford	IDT Sam Clancy
LG Tony Dixon	RDY Tony Siragusa
C Kirk Lowdermilk	RDE Jon Hand
RG William Schultz	SLB Duane Bickett
RT Zefross Moss	MLB Quentin Coryatt
TE Kerry Cash	WLB Jeff Herrod
WR Jessie Hester	LCB Chris Goode
QB Jeff George	RCB Eugene Daniel
RB Anthony Johnson	SS John Baylor
RB Roosevelt Potts	FS Jason Belser



# 1994

**RECORD: 8-8 COACH: TED MARCHIBRODA**  
**THIRD - AFC EASTERN DIVISION**  
**HOME: 5-3 AWAY: 3-5**  
**DIV: 4-4 CONF: 8-6 NCONF: 0-2**

**\*Sellout**

DATE	RESULTS	OPPONENT	ATTENDANCE
9/4	W 45-21	HOUSTON	47,372
9/11	L 10-24	@ Tampa Bay	36,631
9/18	L 21-31	@ Pittsburgh	54,040
9/25	L 14-21	CLEVELAND	55,821
10/2	W 17-15	SEATTLE	49,876
10/9	L 6-16	@ New York Jets	64,934
10/16	W 27-17	@ Buffalo	79,404
10/23	L 27-41	WASHINGTON	*57,879
10/30	W 28-25	NEW YORK JETS	44,350
11/6	L 21-22	@ Miami	71,158
11/20	W 17-13	@ Cincinnati	55,566
11/27	L 10-12	NEW ENGLAND	43,839
12/4	W 31-19	@ Seattle	39,574
12/11	L 13-28	@ New England	57,656
12/18	W 10-6	MIAMI	*58,867
12/24	W 10-9	BUFFALO	38,458

TEAM STATISTICS		COLTS	OPP
<b>TOTAL FIRST DOWNS</b>			
Rushing		108	98
Passing		126	192
Penalty		18	21
<b>3rd Dwn. M/A/Pct.</b>			
	70/198/35.4	115/251/45.8	
<b>4th Dwn. M/A/Pct.</b>			
	12/17/70.6	13/23/56.5	
<b>TOTAL NET YARDS</b>			
	4413	5325	
<b>Avg. Per Game</b>			
	275.8	332.8	
<b>Total Plays</b>			
	899	1090	
<b>Avg. Per Play</b>			
	4.9	4.9	
<b>NET YARDS RUSHING</b>			
	2060	1646	
<b>Avg. Per Game</b>			
	128.8	102.9	
<b>Total Rushes</b>			
	495	463	
<b>NET YARDS PASSING</b>			
	2353	3679	
<b>Avg. Per Game</b>			
	147.1	229.9	
<b>Tackled/Yards Lost</b>			
	28/166	29/218	
<b>Gross Yards</b>			
	2519	3897	
<b>Att./Completions</b>			
	376/217	598/354	
<b>Completion Pct</b>			
	57.7	59.2	
<b>Had Intercepted</b>			
	14	18	
<b>PUNTS/AVERAGE</b>			
	74/41.8	72/42.2	
<b>NET PUNTING AVG.</b>			
	34.1	35.6	
<b>PENALTIES/YARDS</b>			
	82/658	110/824	
<b>FUMBLES/BALL LOST</b>			
	30/17	21/10	
<b>TOUCHDOWNS</b>			
	37	34	
<b>Rushing</b>			
	15	8	
<b>Passing</b>			
	15	24	
<b>Defense/Kicking</b>			
	5/2	2/0	
<b>TIME OF POSSESSION</b>			
	28:31	31:29	

SCORE BY PERIODS	1	2	3	4	TOTAL
<b>COLTS</b>	<b>82</b>	<b>86</b>	<b>73</b>	<b>66</b>	<b>307</b>
<b>OPPONENTS</b>	<b>48</b>	<b>81</b>	<b>59</b>	<b>132</b>	<b>320</b>

SCORING	TDR	TDP	TDRT	PAT	FG	5	TP
Biasucci				37-37	16-24		85
Faulk	11	1					72
Turner		6					36
Dawkins		5					30
Buchanan			3				18
Majkowski	3						18
Potts	1	1					12
Bennett			1				6
Brewer			1				6
Cash	1						6

SCORING	TDR	TDP	TDRT	PAT	FG	5	TP
Coryatt				1			6
Humphrey				1			6
Jackson			1				6
<b>COLTS</b>	<b>15</b>	<b>15</b>	<b>7</b>	<b>37-37</b>	<b>16-24</b>		<b>307</b>
<b>OPPONENTS</b>	<b>8</b>	<b>24</b>	<b>2</b>	<b>29-29</b>	<b>27-34</b>	<b>1</b>	<b>320</b>
<b>2-POINT: Colts 0-0; Opponent 2-5</b>							
<b>FGS</b>							
	<b>1-19</b>	<b>20-29</b>	<b>30-39</b>	<b>40-49</b>	<b>50+</b>	<b>TOT.</b>	
Biasucci	1-1	5-5	3-7	5-9	2-2	16-24	
<b>COLTS</b>	<b>1-1</b>	<b>5-5</b>	<b>3-7</b>	<b>5-9</b>	<b>2-2</b>	<b>16-24</b>	
<b>OPP.</b>	<b>1-1</b>	<b>12-12</b>	<b>7-10</b>	<b>7-10</b>	<b>0-1</b>	<b>27-34</b>	
<b>Biavucci</b> (42) (26) (46) (45) (37,44,35) (43,33) (50,28) (32b) (35) (42,30) (21) (27,47) (40b,42,19) (38b,31,22)							
<b>OPP:</b> (55) (47) (46) (42,43,45) (27,42,37) (23) (21,27) (26) (33,31,20,34) (29,46,34) (22,37,25,42) (37,31) (36) (33,19) (49,20,21,24,40)							

RUSHING	NO.	YDS.	AVG.	LG	TD
Faulk	314	1282	4.1	52	11
Potts	77	336	4.4	52	1
Harbaugh	39	223	5.7	41	0
Humphrey	18	85	4.7	27	0
Warren	18	80	4.4	34	0
Majkowski	24	34	1.4	10	3
Nagle	1	12	12.0	12	0
Toner	1	11	11.0	11	0
Turner	3	-3	-1.0	5	0
<b>COLTS</b>	<b>495</b>	<b>2060</b>	<b>4.2</b>	<b>52</b>	<b>15</b>
<b>OPPONENTS</b>	<b>463</b>	<b>1646</b>	<b>3.6</b>	<b>40</b>	<b>8</b>

RECEIVING	NO.	YDS.	AVG.	LG	TD
Turner	52	593	11.4	28	6
Faulk	52	522	10.0	85	1
Dawkins	51	742	14.5	49	5
Potts	26	251	9.7	30	1
Cash	16	190	11.9	24	1
Jackson	8	97	12.1	22	1
Warren	3	47	15.7	29	0
Humphrey	3	19	6.3	12	0
Bailey	2	30	15.0	23	0
Baker	2	15	7.5	10	0
Arbuckle	1	7	7.0	7	0
Etheredge	1	6	6.0	6	0
<b>COLTS</b>	<b>217</b>	<b>2519</b>	<b>11.6</b>	<b>85</b>	<b>15</b>
<b>OPPONENTS</b>	<b>354</b>	<b>3897</b>	<b>11.0</b>	<b>65</b>	<b>24</b>

INTERCEPTIONS	NO.	YDS.	AVG.	LG	TD
Buchanan	8	221	27.6	90	3
Tate	3	51	17.0	30	0
Ambrose	2	50	25.0	42	0
Daniel	2	6	3.0	6	0
Belser	1	31	31.0	31	0
Humphrey	1	1	1.0	1	0
Watts	1	0	0.0	0	0
<b>COLTS</b>	<b>18</b>	<b>360</b>	<b>20.0</b>	<b>90</b>	<b>3</b>
<b>OPPONENTS</b>	<b>14</b>	<b>174</b>	<b>12.4</b>	<b>39</b>	<b>2</b>

PUNTING	NO.	YDS.	AVG.	TB	INT	LG	BLK.
Stark	73	3092	42.4	10	22	60	1
<b>COLTS</b>	<b>74</b>	<b>3092</b>	<b>41.8</b>	<b>10</b>	<b>22</b>	<b>60</b>	<b>1</b>
<b>OPPONENTS</b>	<b>72</b>	<b>3039</b>	<b>42.2</b>	<b>7</b>	<b>16</b>	<b>71</b>	<b>0</b>

PUNT RETURNS	NO.	FC	YDS.	AVG.	LG	TD
Brewer	42	8	339	8.1	75	1
<b>COLTS</b>	<b>42</b>	<b>8</b>	<b>339</b>	<b>8.1</b>	<b>75</b>	<b>1</b>
<b>OPPONENTS</b>	<b>40</b>	<b>9</b>	<b>366</b>	<b>9.2</b>	<b>38</b>	<b>0</b>
<b>KICKOFF RETURNS</b>						
Humphrey	35		783	22.4	95	1
Brewer	18		358	19.9	34	0
Warren	2		56	28.0	38	0
Etheredge	2		23	11.5	14	0
Radicic	1		17	17.0	17	0
Toner	1		8	8.0	8	0
Jackson	1		5	5.0	5	0
Gray	0		4	0.0	4	0
<b>COLTS</b>	<b>60</b>	<b>1254</b>	<b>20.9</b>	<b>95</b>	<b>1</b>	
<b>OPPONENTS</b>	<b>65</b>	<b>1316</b>	<b>20.2</b>	<b>47</b>	<b>0</b>	

**SACKS:** Colts 29 0, Opponents 28 0; Bennett 9-82; McCoy 6-52; Siragusa 5-30; Alberts 2-13; Herrod 1-10; Nunn 1-10; McDonald 1-7; Buchanan 1-6; Coryatt 1-4; Noga 1-3; Emman 1-1

**USUAL STARTERS**  
**PRO BOWLERS IN BOLDFACE**

OFFENSE	DEFENSE
WR Sean Dawkins	LDE Bernard Whittington
LT Will Wolford	LDT Tony McCoy
LG Randy Dixon	RDT Tony Siragusa
CG Kirk Lowdermilk	RDE Tony Bennett
RC Joe Staysniak	LLB Stephen Grant
RT Zefross Moss	MLB Jeff Herrod
TE Kerry Cash	RLB Quentin Coryatt
WR Floyd Turner	LCB Roy Buchanan
QB Jim Harbaugh	RCB Eugene Daniel
<b>RB Marshall Faulk</b>	SS David Tate
RB Roosevelt Potts	FS Jason Belser

PASSING	ATT.	COMP.	YDS.	PCT.	AVG./ATT.	TD	TD%	INT.	INT.%	LG	SACKED	RATING
Harbaugh	202	125	1440	61.9	7.13	9	4.5	6	3.0	85	17/72	85.8
Majkowski	152	84	1010	55.3	6.64	6	3.9	7	4.6	29	9/76	69.8
Nagle	21	8	69	38.1	3.29	0	0.0	1	4.8	23	2/18	27.7
Warren	1	0	0	0.0	0.00	0	0.0	0	0.0	0	0/0	39.6
<b>COLTS</b>	<b>376</b>	<b>217</b>	<b>2519</b>	<b>57.7</b>	<b>6.70</b>	<b>15</b>	<b>4.0</b>	<b>14</b>	<b>3.7</b>	<b>85</b>	<b>28/166</b>	<b>75.9</b>
<b>OPPONENTS</b>	<b>598</b>	<b>354</b>	<b>3897</b>	<b>59.2</b>	<b>6.52</b>	<b>24</b>	<b>4.0</b>	<b>18</b>	<b>3.0</b>	<b>65</b>	<b>29/218</b>	<b>79.4</b>

# 1995

**RECORD: 9-7 COACH: TED MARCHIBRODA**

**SEASON - AFC EASTERN DIVISION**

**HOME: 5-3 AWAY: 4-4**

**DIV: 6-2 CONF: 7-5 NCONF: 2-2**

**\*Sellout**

DATE	RESULTS	OPPONENT	ATTENDANCE
9/ 3	L 21-24	CINCINNATI	OT 42,445
9/10	W 27-24	@ New York Jets	OT 65,134
9/17	L 14-20	@ Buffalo	62,499
10/ 1	W 21-18	ST. LOUIS	58,616
10/ 8	W 27-24	@ Miami	OT 68,471
10/15	W 18-17	SAN FRANCISCO	*60,273
10/22	L 17-30	@ Oakland	53,543
10/29	W 17-10	NEW YORK JETS	49,250
11/ 5	L 10-16	BUFFALO	59,612
11/12	L 14-17	@ New Orleans	44,122
11/19	W 24-10	@ New England	59,544
11/26	W 36-28	MIAMI	*60,414
12/ 3	L 10-13	@ Carolina	49,841
12/10	W 41-31	@ Jacksonville	66,099
12/17	L 24-27	SAN DIEGO	55,318
12/23	W 10- 7	NEW ENGLAND	54,685
<b>12/31</b>	<b>W 35-20</b>	<b>@ San Diego</b>	<b>61,182</b>
<b>1/ 7</b>	<b>W 10- 7</b>	<b>@ Kansas City</b>	<b>77,594</b>
<b>1/14</b>	<b>L 16-20</b>	<b>@ Pittsburgh</b>	<b>61,062</b>

TOTAL STATISTICS	COLTS	OPP
TEAM FIRST DOWNS	281	304
Rushing	110	92
Passing	147	182
Penalty	24	30
3rd Dwn. M/A/Pct.	80/205/39.0	85/212/40.1
4th Dwn. M/A/Pct.	12/19/63.2	7/14/50.0
TOTAL NET YARDS	4919	5027
Avg. Per Game	307.4	314.2
Total Plays	961	1016
Avg. Per Play	5.1	4.9
NET YARDS RUSHING	1855	1457
Avg. Per Game	115.9	91.1
Total Rushes	478	418
NET YARDS PASSING	3064	3570
Avg. Per Game	191.5	223.1
Tackled/Yards Lost	49/309	29/169
Gross Yards	3373	3739
Att./Completions	434/270	569/336
Completion Pct	62.2	59.1
Had Intercepted	11	13
PUNTS/AVERAGE	63/42.6	63/41.0
NET PUNTING AVG.	33.4	36.6
PENALTIES/YARDS	97/943	111/935
FUMBLES/BALL LOST	21/11	24/13
TOUCHDOWNS	37	34
Rushing	14	8
Passing	20	23
Defense/Kicking	2/1	1/2
TIME OF POSSESSION	31:37	28:23

SCORE BY PERIODS	1	2	3	4	OT	TOTAL
COLTS	78	98	52	97	6	331
OPPONENTS	75	86	74	78	3	316

SCORING	TDR	TDP	TDR%	PAT	FG	2P	5	TP
Faulk	11	3						84
Blanchard			25-25	19-24				82
Turner	4				2			28
Boiley	3	1						24
Dilger	4							24
Coker			9-9	4-9				21
Dawkins	3							18
Anderson	2							12
Harbaugh	2							12

SCORING	TDR	TDP	TDR%	PAT	FG	2P	5	TP
Bennett			1					8
Daniel			1					6
Potts			1					6
Warren			1					6
COLTS	14	20	3	34-34	23-33	2	1	331
OPPONENTS	8	23	3	29-29	25-38	3	1	316
<b>2-POINT:</b>	<b>Colts 2-3;</b>	<b>Opponent 3-5</b>						

FGS	1-19	20-29	30-39	40-49	50+	TOT.					
Blanchard	0-0	5-5	6-8	7-10	1-1	19-24					
Coker	0-0	2-2	0-4	1-2	1-1	4-9					
COLTS	0-0	7-7	6-12	8-12	2-2	23-33					
OPP.	0-0	7-9	11-13	5-9	2-7	25-38					
Colt:	(27,40,42)	(36,20,38,52)	(39)	(39)	(1)	(1)					
Blanchard:	(1)	(1)	(1)	(21,27)	(32,46,45,41)	(25)	(46)				
(37)	(45b,41)	(36)	(29,31)	(47)	(22,44)	(36,39,42,50)	(44,35,38,47)				
OPP.	(25,44,32,38,47)	(28)	(35,38)	(29)	(51,27,49)	(51,45)	(28,24,35,49)	(42)	(39,23,33,50,38)	(25)	(41)
(1)	(34,48b,38)	(27b,37)	(51,39,33,43)	(54,55,50)							

RUSHING	NO.	YDS.	AVERAGE	LG	TD
Faulk	289	1078	3.7	40	11
Potts	65	309	4.8	37	0
Harbaugh	52	235	4.5	21	2
Warren	47	152	3.2	42	1
Boiley	1	34	34.0	34	0
Workman	9	26	2.9	13	0
Erickson	9	14	1.6	15	0
Humphrey	2	6	3.0	5	0
Justin	3	1	0.3	2	0
Crockett	1	0	0.0	0	0
COLTS	478	1855	3.9	42	14
OPPONENTS	418	1457	3.5	30	8

RECEIVING	NO.	YDS.	AVERAGE	LG	TD
Faulk	56	475	8.5	34	3
Dawkins	52	784	15.1	52	3
Dilger	42	635	15.1	42	4
Turner	35	431	12.3	47	4
Boiley	21	379	18.0	45	3
Potts	21	228	10.9	52	1
Warren	17	159	9.4	18	0
Anderson	8	111	13.9	28	2
Stablein	8	95	11.9	16	0
Arbuckle	4	33	8.3	12	0
Crockett	2	35	17.5	19	0
Humphrey	2	11	5.5	6	0
Banta	1	6	6.0	6	0
Harbaugh	1	9	9.0	9	0
COLTS	270	3373	12.5	52	20
OPPONENTS	336	3739	11.1	73	23

INTERCEPTIONS	NO.	YDS.	AVERAGE	LG	TD
Daniel	3	142	47.3	97	1
Ambrose	3	12	4.0	7	0
Buchanan	2	60	30.0	60	0
Gray	1	10	10.0	10	0
Grant	1	9	9.0	9	0
Watts	1	9	9.0	9	0
Coryatt	1	6	6.0	6	0
Belser	1	0	0.0	0	0
COLTS	13	248	19.1	97	1
OPPONENTS	11	156	14.2	49	1

PUNTING	NO.	YDS.	AVG.	TB	IN20	LG	BLK.
Gardocki	63	2681	42.6	7	16	69	0
COLTS	63	2681	42.6	7	16	69	0
OPPONENTS	63	2580	41.0	4	19	57	0

PUNT RETURNS	NO.	FC	YDS.	AVG.	LG	TD
Buchanan	16	4	113	7.1	17	0
Bronson	13	6	79	6.1	32	0
Stablein	0	2	0	0.0	0	0
COLTS	29	12	192	6.6	32	0
OPPONENTS	37	5	436	11.8	62	0

KICKOFF RETURNS	NO.	YDS.	AVG.	LG	TD
Boiley	21	495	23.6	95	1
Humphrey	21	453	21.6	64	0
Warren	15	315	21.0	34	0
Morrison	2	6	3.0	6	0
Bronson	1	31	31.0	31	0
Buchanan	1	22	22.0	22	0
Belser	1	15	15.0	15	0
Rodeick	1	5	-5.0	-5	0
COLTS	63	1332	21.1	95	1
OPPONENTS	68	1546	22.7	84	1

SACKS: Colts 29.0, Opponents 49.0; Bennett 10.5-67.5; Johnson 4.5-26; McCoy 2.5-15.5; Coryatt 2.5-5; Siragusa 2-14; Grant 2-13; Whittington 2-11; Alberts 2-9; Buchanan 1-8

## USUAL STARTERS PRO BOWLERS IN BOLDFACE

OFFENSE	DEFENSE
WR Sean Dawkins	LDE Bernard Whittington
<b>LT Will Wolford</b>	LDT Tony McCoy
LG Randy Dixon	RDT Tony Bennett
C Kirk Lowdermilk	RDE Ian Siragusa
RG Joe Staysniak	LLB Stephen Grant
RT Jason Mathews	MLB Jeff Herrod
TE Ken Dilger	RLB Quentin Coryatt
WR Floyd Turner	LCB Ray Buchanan
<b>QB Jim Harbaugh</b>	RCB Eugene Daniel
<b>RB Marshall Faulk</b>	SS David Tate
RB Roosevelt Potts	FS Jason Belser

PASSING	ATT.	COMP.	YDS.	PCT.	AVG./ATT.	TD	TD%	INT.	INT.%	LG	SACKED	RATING
Harbaugh	314	200	2575	63.7	8.20	17	5.4	5	1.6	52	36/219	100.7
Erickson	83	50	586	60.2	7.06	3	3.6	4	4.8	39	10/ 68	73.7
Justin	36	20	212	55.6	5.89	0	0.0	2	5.6	20	3/ 22	49.8
Gardocki	1	0	0	0.0	0.00	0	0.0	0	0.0	0	0/ 0	39.6
<b>COLTS</b>	<b>434</b>	<b>270</b>	<b>3373</b>	<b>62.2</b>	<b>7.77</b>	<b>20</b>	<b>4.6</b>	<b>11</b>	<b>2.5</b>	<b>52</b>	<b>49/309</b>	<b>91.1</b>
<b>OPPONENTS</b>	<b>569</b>	<b>336</b>	<b>3739</b>	<b>59.1</b>	<b>6.57</b>	<b>23</b>	<b>4.0</b>	<b>13</b>	<b>2.3</b>	<b>73</b>	<b>29/169</b>	<b>82.6</b>

# 1996

RECORD: 9-7 COACH: LINDY INFANTE

THIRD - AFC EASTERN DIVISION

HOME: 6-2 AWAY: 3-5

DIV: 4-4 CONF: 6-6 NCONF: 3-1

**\*Sellout**

DATE	RESULTS	OPPONENT	ATTENDANCE
9/ 1	W 20-13	ARIZONA	48,133
9/ 8	W 21- 7	@New York Jets	63,534
9/15	W 25-24	@Dallas	63,021
9/23	W 10- 6	MIAMI	*60,891
10/ 6	L 13-16	@Buffalo	OT 79,401
10/13	W 26-21	BALTIMORE	*56,978
10/20	L 9-27	NEW ENGLAND	*58,725
10/27	L 16-31	@Washington	54,254
11/ 3	L 19-26	SAN DIEGO	*58,484
11/10	L 13-37	@Miami	66,623
11/17	W 34-29	NEW YORK JETS	48,322
11/24	L 13-27	@New England	58,226
12/ 1	W 13-10	BUFFALO	OT*53,804
12/ 5	W 37-10	PHILADELPHIA	52,689
12/15	W 24-19	@Kansas City	71,136
12/22	L 24-31	@Cincinnati	49,389
12/29	L 14-42	@Pittsburgh	58,078

**TEAM STATISTICS**

	COLTS	OPP
TOTAL FIRST DOWNS	288	305
Rushing	89	108
Passing	172	189
Penalty	27	8
3rd Dwn M/A/Pct	81/215 37.7	88/221 39.8
4th Dwn M/A/Pct	5/12 41.7	11/15 73.3
TOTAL NET YARDS	4744	5403
Avg. Per Game	296.5	337.7
Total Plays	1000	1022
Avg. Per Play	4.7	5.3
NET YARDS RUSHING	1448	1760
Avg. Per Game	90.5	110.0
Total Rushes	420	459
NET YARDS PASSING	3296	3643
Avg. Per Game	206.0	227.7
Tackled/Yds Lost	43/248	29/182
Gross Yards	3544	3825
Ast./Completions	537/311	534/318
Completion Pct.	57.9	59.6
Had Intercepted	11	13
PUNTS/AVERAGE	68/45.7	81/43.5
NET PUNTING AVG.	39.0	36.3
PENALTIES/YARDS	76/615	121/970
FUMBLES/BALL LOST	24/13	20/10
TOUCHDOWNS	30	38
Rushing	9	12
Passing	16	25
Defense/Return	4/1	0/1
TIME OF POSSESSION	30:44	29:16

SCORE BY PERIODS	1	2	3	4	OT	TOTAL
COLTS	57	94	65	98	3	317
OPPONENTS	60	123	66	82	3	334

SCORING	TDR	TDP	TDRT	PAT	FG	2P	5	TP
Blanchard				27-27	36-40			135
Harrison		8						48
Faulk	7							42
Dilger	4							24
Belser			2					12
Bailey			1					6
Crockett			1					6
Daniel			1					6
Dawkins			1					6
Harbaugh			1					6
Herrad			1					6
Pollard			1					6
Stablain			1					6

SCORING	TDR	TDP	TDRT	PAT	FG	2P	5	TP
Warren	1							6
Dent								1
COLTS	9	16	5	27-27	36-40	0	1	317
OPPONENT	12	25	1	33-34	23-28	0	1	334
2-Point: Colts 0-5; Opponent 1-4								

FGS	1-19	20-29	30-39	40-49	50+	TOT.
Blanchard 1-1	11-11	8-9	11-14	5-5	36-40	
COLTS	1-1	11-11	8-9	11-14	5-5	36-40
OPP.	0-0	12-12	7-7	3-6	1-3	23-28

Blanchard:	(23,40)	( )	(23,25,52,43)	(18)	(46,44,41)
(27,30)	(21,35,38)	(21,49,42,51)	(47,39,33,20)		
COLTS	(48,22)	(25,49,37,50)	(42,50)	(33,41,25,49)	
OPP.	(24,29,46)	( )	(52,40,57)	(24,29,53)	(42,37,39)
(44,36)	(20)	(28,30,47,22)	(44)	(23)	(26,22)
(24)	(31)	(30,30)	(25)		

RUSHING	NO.	YDS.	AVG.	LG	TD
Faulk	198	587	3.0	43	7
Warren	67	230	3.4	53	1
Harbaugh	48	192	4.0	21	1
Groce	46	184	4.0	24	0
Crockett	31	164	5.3	25	0
Worlman	24	70	2.9	11	0
Harrison	3	15	5.0	15	0
Justin	2	7	3.5	6	0
Bell	1	-1	-1.0	-1	0
COLTS	420	1448	3.4	53	9
OPPONENTS	459	1760	3.8	32t	12

RECEIVING	NO.	YDS.	AVG.	LG	TD
Harrison	64	836	13.1	41	8
Faulk	56	428	7.6	30	0
Dawkins	54	751	13.9	42	1
Dilger	42	503	12.0	51	4
Warren	22	174	7.9	17	0
Bailey	18	302	16.8	40	0
Stablain	18	192	10.7	30	1
Groce	13	106	8.2	24	0
Crockett	11	96	8.7	32	1
Pollard	6	86	14.3	48t	1
Worlman	4	36	9.0	18	0
Stock	2	24	12.0	13	0
Doering	1	10	10.0	10	0
COLTS	311	3544	11.4	51	16
OPPONENTS	318	3825	12.0	95t	25

INTERCEPTIONS	NO.	YDS.	AVG.	LG	TD
Belser	4	81	20.3	44t	2
Daniel	3	35	11.7	35t	1
Buchanan	2	32	16.0	32	0
Herrad	1	68	68.0	68t	1
Watts	1	21	21.0	21	0
Morrison	1	20	20.0	20	0
Alberts	1	19	19.0	19	0
COLTS	13	276	21.2	68t	4
OPPONENTS	11	133	12.1	36	0

PUNTING	NO.	YDS.	AVG.	TB	IN20	LG	BLK.
Gardocki	68	3105	45.7	2	23	61	0
COLTS	68	3105	45.7	2	23	61	0
OPPONENTS	81	3525	43.5	7	22	65	0

PASSING	ATT.	COMP.	YDS.	PCT.	AVG./ATT.	TD	TD%	INT.	INT.-%	LG	SACKED	RATING
Harbaugh	405	232	2630	57.3	6.49	13	3.2	11	2.7	51	36/190	76.3
Justin	127	74	839	58.3	6.61	2	1.6	0	0.0	38	7/158	83.4
Bell	5	5	75	100.0	15.00	1	20.0	0	0.0	30	0/110	158.3
COLTS	537	311	3544	57.9	6.60	16	3.0	11	2.0	51	43/248	79.2
OPPONENTS	534	318	3825	59.6	7.16	25	4.7	13	2.4	95t	29/182	87.0

PUNT RETURNS	NO.	FC	YDS.	AVG.	LG	TD
Harrison	18	9	177	9.8	31	0
Buchanan	12	3	201	16.8	82	0
Stablain	6	2	56	9.3	30	0
Stock	5	1	13	2.6	9	0
COLTS	41	15	447	10.9	82	0
OPPONENTS	38	15	413	10.9	71	0

KICKOFF RETURNS	NO.	YDS.	AVG.	LG	TD
Bailey	43	1041	24.2	95t	1
Stock	12	254	21.2	28	0
Warren	3	54	18.0	18	0
Buchanan	1	20	20.0	20	0
Groce	1	18	18.0	18	0
Hetherington	1	16	16.0	16	0
COLTS	61	1403	23.0	95t	1
OPPONENTS	67	1666	24.9	70	0

SACKS: Colts 29.0; Opponents 43.0; Dent 6.5-42; Bennett 6-26; McCoy 5-36; Whittington 3-23; Siragusa 2-21; Belser 1-7; Alexander 1-6; Grant 1-5; Martin 1-5; Tate 1-3; TEAM 1-2; Buchanan 0.5-6

**USUAL STARTERS  
PRO BOWLERS IN BOLDFACE**

OFFENSE	DEFENSE
WR Sean Dawkins	LDE Bernard Whittington
LT Kipp Vickers,	LDT Tony McCoy
Troy Auzenne	
LG Doug Widell	RDT Tony Siragusa
C Kirk Lowdermilk	RDE Tony Bennett
RG Eric Mahlum	LB Stephen Grant
RT Jason Mathews	MLB Jeff Herrod
TE Ken Dilger	RLB Quentin Coryatt,
	Steve Morrison
WR Marvin Harrison	LCB Ray Buchanan
QB Jim Harbaugh	RCB Eugene Daniel
RB Marshall Faulk	SS David Tate
RB Cliff Groce	FS Jason Belser
<b>K Cary Blanchard</b>	<b>P Chris Gardocki</b>

# 1997

RECORD: 3-13 COACH: LINDY INFANTE

FIFTH - AFC EASTERN DIVISION

HOME: 2-6 AWAY: 1-7

DIV: 2-6 CONF: 2-10 NCONF: 1-3

DATE	RESULTS	OPPONENT	ATTENDANCE
8/31	L 10-16	@Miami	70,813
9/7	L 6-31	NEW ENGLAND	53,632
9/14	L 3-31	SEATTLE	49,194
9/21	L 35-37	@Buffalo	55,340
10/5	L 12-16	NEW YORK JETS	48,295
10/12	L 22-24	@Pittsburgh	57,925
10/20	L 6-9	BUFFALO	*61,139
10/26	L 19-35	@San Diego	63,177
11/2	L 28-31	TAMPA BAY	58,512
11/9	L 13-28	CINCINNATI	58,473
11/16	W 41-38	GREEN BAY	*60,928
11/23	L 10-32	@Detroit	62,803
11/30	L 17-20	@New England	58,507
12/7	W 22-14	@New York Jets	61,168
12/14	W 41-0	MIAMI	*61,282
12/21	L 28-39	@Minnesota	54,107

TEAM STATISTICS		COLTS	OPP
TOTAL FIRST DOWNS			
Rushing		301	280
Passing		109	95
Penalty		171	163
3rd Down M/A/Pct		21	22
4th Down M/A/Pct		83/219 37.9	83/199 41.7
TOTAL NET YARDS		10/20 50.0	4/14 28.6
Avg. Per Game		4869	4854
Total Plays		304.3	303.4
Avg. Per Play		1035	928
NET YARDS RUSHING		4.7	5.2
Avg. Per Game		1727	2034
Total Rushes		107.9	127.1
NET YARDS PASSING		450	438
Avg. Per Game		3142	2820
Tackled/Yds Lost		196.4	176.3
Gross Yards		62/418	37/247
TOUCHDOWNS		3560	3067
Rushing		523/317	453/261
Passing		60.6	57.6
Defense/Return		17	12
TIME OF POSSESSION		67/45.3	64/46.1
		36.2	39.1
		106/880	102/861
		23/11	23/13
		31	46
		10	18
		16	26
		4/1	1/1
		32:56	27:04

SCORE BY PERIODS	1	2	3	4	OT	TOTAL
COLTS	62	103	50	98		313
OPPONENTS	74	141	65	121		401

SCORING	TDR	TDP	TDRT	PAT	FG	FP	5	TP
Blanchard			21-21	32-41				117
Faulk	7	1						48
Harrison	6				2			40
Bailey	3							18
Dilger	3							18
Dawkins	2							12
Warren	2							12
Stablein	1					1		8
Alexander								6
Belser								6
Blackmon								6

SCORING	TDR	TDP	TDRT	PAT	FG	FP	5	TP
Crockett			1					6
Fontenot				1				6
McElroy				1				6
Pollard							1	2
Team								1
<b>COLTS</b>	<b>10</b>	<b>16</b>	<b>5</b>	<b>21-21</b>	<b>32-41</b>	<b>4</b>	<b>1</b>	<b>313</b>
<b>OPPONENT</b>	<b>18</b>	<b>26</b>	<b>2</b>	<b>42-44</b>	<b>27-31</b>	<b>0</b>	<b>1</b>	<b>401</b>

2-Point: Colts 4-10; Opponent 0-2

FGS	1-19	20-29	30-39	40-49	50+	TOT.
Blanchard	0-0	9-9	12-14	10-15	1-3	32-41
<b>COLTS</b>	<b>0-0</b>	<b>9-9</b>	<b>12-14</b>	<b>10-15</b>	<b>1-3</b>	<b>32-41</b>
<b>OPP.</b>	<b>2-2</b>	<b>10-10</b>	<b>8-9</b>	<b>4-6</b>	<b>3-4</b>	<b>27-31</b>

Blanchard: (42,45,58,35)(45,38)(46)(39,36,49,22,25)  
 (48)(37,27,35,42)(51,39,32)(43,36,30)(30,42,45)  
 (42,42,41,35,20)(35)(24,42)(38,20,42)(21,50)(27,21)  
 OPPONENTS: (23,34,19)(21)(27)(27)(53,37,23)(23)  
 (22,47,32,27)(45,35,34,31,45,40)(36)(18)  
 (38,52,55)(32,48)(42)(50)(29,25)

RUSHING	NO.	YDS.	AVG.	LG	TD
Faulk	264	1054	4.0	45	7
Crockett	95	300	3.2	20	1
Harbaugh	36	206	5.7	18	0
Warren	28	80	2.9	11	2
Groce	10	66	6.6	29	0
Bailey	3	20	6.7	18	0
Holcomb	5	5	1.0	3	0
Justin	6	2	0.3	3	0
Potts	1	1	1.0	1	0
Harrison	2	-7	-3.5	0	0
<b>COLTS</b>	<b>450</b>	<b>1727</b>	<b>3.8</b>	<b>45</b>	<b>10</b>
<b>OPPONENTS</b>	<b>438</b>	<b>2034</b>	<b>4.6</b>	<b>80</b>	<b>18</b>

RECEIVING	NO.	YDS.	AVG.	LG	TD
Harrison	73	866	11.9	44	6
Dawkins	68	804	11.8	51	2
Faulk	47	471	10.0	58	1
Dilger	27	380	14.1	43	3
Bailey	26	329	12.7	22	3
Stablein	25	253	10.1	30	1
Warren	20	192	9.6	31	0
Crockett	15	112	7.5	19	0
Pollard	10	116	11.6	28	0
Slutzker	3	22	7.3	11	0
Doering	2	12	6.0	8	0
Glenn	1	3	3.0	3	0
<b>COLTS</b>	<b>317</b>	<b>3560</b>	<b>11.2</b>	<b>58</b>	<b>16</b>
<b>OPPONENTS</b>	<b>261</b>	<b>3067</b>	<b>11.8</b>	<b>74</b>	<b>26</b>

INTERCEPTIONS	NO.	YDS.	AVG.	LG	TD
Belser	2	121	60.5	50+	1
Coryatt	2	3	1.5	3	0
C. Gray	2	0	0.0	0	0
Alexander	1	43	43.0	43+	1
Mathis	1	31	31.0	31	0
Johnson	1	18	18.0	18	0
Clark	1	14	14.0	14	0
Blackmon	1	2	2.0	2	0
Morrison	1	2	2.0	2	0
<b>COLTS</b>	<b>12</b>	<b>234</b>	<b>19.5</b>	<b>52+</b>	<b>2</b>
<b>OPPONENTS</b>	<b>17</b>	<b>285</b>	<b>16.8</b>	<b>43</b>	<b>0</b>

PUNTING	NO.	YDS.	AVG.	TB	INT	LG	BUL.
Garlocki	67	3034	45.3	6	18	72	0
<b>COLTS</b>	<b>67</b>	<b>3034</b>	<b>45.3</b>	<b>6</b>	<b>18</b>	<b>72</b>	<b>0</b>
<b>OPPONENTS</b>	<b>64</b>	<b>2948</b>	<b>46.1</b>	<b>10</b>	<b>14</b>	<b>65</b>	<b>0</b>

PUNT RETURNS	NO.	FC	YDS.	AVG.	LG	TD
Stablein	17	9	133	7.8	20	0
Jacquet	13	0	96	7.4	17	0
Bailey	1	0	19	19.0	19	0
Harrison	0	1	0	0.0	0	0
<b>COLTS</b>	<b>31</b>	<b>10</b>	<b>248</b>	<b>8.0</b>	<b>20</b>	<b>0</b>
<b>OPPONENTS</b>	<b>43</b>	<b>8</b>	<b>491</b>	<b>11.4</b>	<b>63</b>	<b>0</b>

KICKOFF RETURNS	NO.	YDS.	AVG.	LG	TD
Bailey	55	1206	21.9	61	0
Jacquet	8	156	19.5	27	0
Hetherington	2	23	11.5	23	0
Neal	1	23	23.0	23	0
Warren	1	19	19.0	19	0
Groce	1	15	15.0	15	0
<b>COLTS</b>	<b>68</b>	<b>1442</b>	<b>21.2</b>	<b>61</b>	<b>0</b>
<b>OPPONENTS</b>	<b>64</b>	<b>1544</b>	<b>24.1</b>	<b>53</b>	<b>1</b>

SACKS: Colts 37.0; Opponents 62.0; Footman 10.5-65.5; Johnson 4.5-38; Fontenot 4.5-28; Bennett 3-13; Blackmon 3-22; McCoy 2.5-21.5; Coryatt 2.7; Montgomery 1-6; Alexander 1-12; Shello 1-8; Belser 1-7; Burroughs 1-5; Morrison 1-4; Team 1-0

### USUAL STARTERS

OFFENSE	DEFENSE
WR Sean Dawkins	LDE Al Fontenot
LT Adam Meadows	LDT Tony McCoy
LG Doug Widell	RDT Ellis Johnson
C Jay Leuewburg	RDE Dan Footman
RG Tarik Glenn	LB Elijah Alexander, Steve Morrison
RT Tony Mandarich	MLB Stephen Grant
TE Ken Dilger	RLB Quentin Coryatt
WR Marvin Harrison	LCB Carlton Gray
QB Jim Harbaugh	RCB Damon Watts, Dedric Mathis
RB Marshall Faulk	SS Robert Blackmon
RB Zack Crockett	FS Jason Belser

PASSING	ATT.	COMP.	YDS.	PCT.	AVG./ATT.	TD	TD%	INT.	INT.%	LG	SACKED	RATING
Harbaugh	309	189	2060	61.2	6.67	10	3.2	4	1.3	58	41/256	86.2
Justin	140	83	1046	59.3	7.47	5	3.6	5	3.6	44	10/ 86	79.6
Holcomb	73	45	454	61.6	6.22	1	1.4	8	11.0	41	11/ 76	44.3
Warren	1	0	0	0.0	0.00	0	0.0	0	0.0	0	0/ 0	39.6
<b>COLTS</b>	<b>523</b>	<b>317</b>	<b>3560</b>	<b>60.6</b>	<b>6.81</b>	<b>16</b>	<b>3.1</b>	<b>17</b>	<b>3.3</b>	<b>58</b>	<b>62/418</b>	<b>77.6</b>
<b>OPPONENTS</b>	<b>453</b>	<b>261</b>	<b>3067</b>	<b>57.6</b>	<b>6.77</b>	<b>26</b>	<b>5.7</b>	<b>12</b>	<b>2.6</b>	<b>74</b>	<b>37/247</b>	<b>86.4</b>

## 1998

RECORD: 3-13 COACH: JIM MORA

FIFTH - AFC EASTERN DIVISION

HOME: 3-5 AWAY: 0-8

DIV: 1-7 CONF: 3-9 NCONF: 0-4

DATE	RESULTS	OPPONENT	ATTENDANCE
9/6	L 15-24	MIAMI	*60,587
9/13	L 6-29	@ New England	60,068
9/20	L 6-44	@ New York Jets	79,469
9/27	L 13-19	NEW ORLEANS	OT 48,480
10/4	W 17-12	SAN DIEGO	51,988
10/11	L 24-31	BUFFALO	52,938
10/18	L 31-34	@ San Francisco	68,486
11/1	L 16-21	NEW ENGLAND	58,056
11/8	L 14-27	@ Miami	73,400
11/15	W 24-23	NEW YORK JETS	55,520
11/22	L 11-34	@ Buffalo	49,032
11/29	L 31-38	@ Baltimore	68,898
12/6	L 21-28	@ Atlanta	61,141
12/13	W 39-26	CINCINNATI	55,179
12/20	L 23-27	@ Seattle	58,703
12/27	L 19-27	CAROLINA	58,182

TEAM STATISTICS	COLTS	OPP
TOTAL FIRST DOWNS	298	341
Rushing	77	131
Passing	190	181
Penalty	31	29
3rd Down: M/A/Pct.	71/202 35.1	89/208 42.8
4th Down: M/A/Pct.	4/10 40.0	3/9 33.3
TOTAL NET YARDS	5116	5832
Avg. Per Game	319.8	364.5
Total Plays	982	1043
Avg. Per Play	5.2	5.6
NET YARDS RUSHING	1486	2566
Avg. Per Game	92.9	160.4
Total Rushes	384	544
NET YARDS PASSING	3630	3266
Avg. Per Game	226.9	204.1
Tackled/Yards Lost	22/109	38/231
Gross Yards	3739	3497
Att./Completions	576/326	461/275
Completion Pct.	56.6	59.7
Had Intercepted	28	8
PUNTS/AVERAGE	79/45.4	68/44.6
NET PUNTING AVG.	37.1	36.6
PENALTIES/YARDS	106/853	108/917
FUMBLES/BALL LOST	10/5	29/11
TOUCHDOWNS	33	52
Rushing	7	20
Passing	26	27
Defense/Return	0/0	3/2
POSSESSION AVG.	27.47	32.13

SCORE BY PERIODS	1	2	3	4	OT	TOTAL
COLTS	105	69	47	89	0	310
OPPONENTS	60	170	61	147	6	444

SCORING	TDR	TDP	TDRT	PAT	FG	2P	S	TP
Vanderjagt			23/23	27/31				104
Faulk	6	4						60
Harrison	7				1			44
Small	7							42
Pollard	4					2		28
Warren	1	1						12

SCORING	TDR	TDP	TDRT	PAT	FG	2P	S	TP
Dilger			1				1	8
Green			1					6
Pathon			1					6
COLTS	7	26		23/23	27/31	4		310
OPPONENTS	20	27	5	44/45	28/37	2		444

2-Point: Colts 4-10, Opponents 2-6

FGS	1-19	20-29	30-39	40-49	50+	TOT.
Vanderjagt	1-1	8-8	4-4	8-9	6-9	27-31
COLTS	1-1	8-8	4-4	8-9	6-9	27-31
OPP.	1-1	12-13	5-5	8-12	2-6	28-37

Vanderjagt: [51.27.20] [43.24.52] [19.48.40.51.40] [22.33.43.41] [38.53] [50] [31.63] [27.53.52] [50] [32.48.20] [22.28.47.42]

OPPONENTS: [22.51] [19.23.52.42] [36] [22.20] [50.47.25] [53.39] [27.43.24] [21.23.37.40.25.47] [35.24.43.48.47] [47] [41.26] [42.53.52.30] [44.27]

RUSHING	NO.	YDS.	AVG.	LG	TD
Faulk	324	1319	4.1	68	6
Manning	15	62	4.1	15	0
Warren	25	61	2.4	14	1
Elias	8	24	3.0	8	0
Heyward	6	15	2.5	8	0
Crockett	2	5	2.5	5	0
Small	1	2	2.0	2	0
Pathon	3	-2	-0.7	4	0
COLTS	384	1486	3.9	68	7
OPPONENTS	544	2566	4.7	51	20

RECEIVING	NO.	YDS.	AVG.	LG	TD
Faulk	86	908	10.6	78	4
Harrison	59	776	13.2	61	7
Pathon	50	511	10.2	45	1
Small	45	681	15.1	53	7
Dilger	31	303	9.8	27	1
Pollard	24	309	12.9	44	4
Green	15	177	11.8	25	1
Warren	11	44	4.0	12	1
Elias	11	11	1.0	11	0
Heyward	1	9	9.0	9	0
Banta	1	7	7.0	7	0
Greene	1	2	2.0	2	0
Crockett	1	1	1.0	1	0
COLTS	326	3739	11.5	78	26
OPPONENTS	275	3497	12.7	82	27

INTERCEPTIONS	NO.	YDS.	AVG.	LG	TD
Clark	1	30	30.0	30	0
Montgomery	1	22	22.0	22	0
Belser	1	19	19.0	19	0
Blackmon	1	14	14.0	14	0
Alexander	1	12	12.0	12	0
Barber	1	0	0.0	0	0
Burris	1	0	0.0	0	0
Poole	1	0	0.0	0	0
COLTS	8	97	12.1	30	0
OPPONENTS	28	353	12.6	59	2

PUNTING	NO.	YDS.	AVG.	TB	IN20	LG	BLK.
Gardocki	79	3583	45.4	10	23	62	0
COLTS	79	3583	45.4	10	23	62	0
OPPONENTS	68	3032	44.6	10	21	73	0

PUNT RETURNS	NO.	FC	YDS.	AVG.	LG	TD
Bailey	19	4	176	9.3	33	0
Poole	12	6	107	8.9	16	0
Belser	1	0	53	53.0	53	0
McGuire	2	1	4	2.0	4	0
COLTS	34	11	340	10.0	53	0
OPPONENTS	42	16	451	10.7	40	0

KICKOFF RETURNS	NO.	YDS.	AVG.	LG	TD
Bailey	34	759	22.3	44	0
Elias	14	317	22.6	29	0
Warren	8	152	19.0	26	0
Hetherington	5	71	14.2	20	0
McGuire	4	75	18.8	28	0
Clark	3	38	12.7	15	0
Dilger	1	14	14.0	14	0
Pollard	1	4	4.0	4	0
Morrison	1	2	2.0	2	0
COLTS	71	1432	20.2	44	0
OPPONENTS	65	1687	26.0	99	1

**SACKS:** Colts 38.0, Opponents 22.0

Johnson 8-34; McCoy 6-27; Berry 4-27; Whittington 4-23; Chester 3-19; Barber 2-26; Montgomery 2-23; Tuiwei 2-12; Belser 1-13; Chorak 1-7; Morrison 1-6; Shello 1-6; Blackmon 1-1; Fontenot 1-0

## USUAL STARTERS PRO BOWLERS IN BOLDFACE

OFFENSE	DEFENSE
WR Jerome Pathon	LDE Bernard Whittington
LT Tank Glenn	IDT Tony McCoy
LG Steve McKinney	RDT Ellis Johnson
C Jay Leeuwenburg	RDE Bertrand Berry
RG Tony Mandarich	LLB Steve Morrison
RT Adam Meadows	MLB Jeff Herrod
TE Ken Dilger	Michael Barber
WR Marvin Harrison	RLB Elijah Alexander
QB Peyton Manning	LCB Jeff Burris
RB Marshall Faulk	RCB Tyrone Poole
HB Marcus Pollard	SS Robert Blackmon
	FS Jason Belser

PASSING	ATT.	COMP.	YDS.	PCT.	AVG./ATT.	TD	TD%	INT.	INT.%	LG	SACKED	RATING
Manning	575	326	3739	56.7	6.50	26	4.5	28	4.9	78	22/109	71.2
Small	1	0	0	0.0	0.00	0	0.0	0	0.0	0	0/0	39.6
TEAM	576	326	3739	56.6	6.49	26	4.5	28	4.9	78	22/109	71.1
OPPONENTS	461	275	3497	59.7	7.59	27	5.9	8	1.7	82	38/231	95.7

1999

RECORD: 13-3 COACH: JIM MORA

FIRST - AFC EASTERN DIVISION

HOME: 7-1 AWAY: 6-2

DIV: 5-3 CONF: 9-3 NCONF: 4-0

\*Sellout

DATE	RESULTS	OPPONENT	ATTENDANCE
9/12	W 31-14	BUFFALO	*56,238
9/19	L 28-31	@ New England	59,640
9/26	W 27-19	@ San Diego	56,942
10/10	L 31-34	MIAMI	*56,810
10/17	W 16-13	@ New York Jets	78,112
10/24	W 31-10	CINCINNATI	*55,996
10/31	W 34-24	DALLAS	*56,860
11/ 7	W 25-17	KANSAS CITY	*56,689
11/14	W 27-19	@ New York Giants	78,081
11/21	W 44-17	@ Philadelphia	65,521
11/28	W 13 - 6	NEW YORK JETS	*56,689
12/ 5	W 37-34	@ Miami	74,096
12/12	W 20-15	NEW ENGLAND	*56,975
12/19	W 24-21	WASHINGTON	*57,013
12/26	W 29-28	@ Cleveland	72,618
1/ 2	L 6-31	@ Buffalo	*61,959
1/16	L 16-19	TENNESSEE	*57,097

TEAM STATISTICS

	COLTS	OPP
TOTAL FIRST DOWNS	327	304
Rushing	89	92
Passing	200	192
Penalty	38	20
3rd Down: M/A/Pct.	73/186 39.2	73/208 35.1
4th Down: M/A/Pct.	2/6 33.3	7/16 43.8
TOTAL NET YARDS	5726	5221
Avg. Per Game	357.9	326.3
Total Plays	979	1008
Avg. Per Play	5.8	5.2
NET YARDS RUSHING	1660	1715
Avg. Per Game	103.8	107.2
Total Rushes	419	406
NET YARDS PASSING	4066	3506
Avg. Per Game	254.1	219.1
Tackled/Yards Lost	14/116	41/269
Gross Yards	4182	3775
Att./Completions	546/338	561/328
Completion Pct.	61.9	58.5
Had Intercepted	17	10
PUNTS/AVERAGE	60/41.1	83/41.4
NET PUNTING AVG.	60/30.6	83/35.3
PENALTIES/YARDS	81/683	130/1093
FUMBLES/BALL LOST	25/11	22/13
TOUCHDOWNS	46	36
Rushing	15	12
Passing	26	21
Defense/Return	5	3
POSSESSION AVG.	30.45	29.15

SCORE BY PERIODS	1	2	3	4	OT	TOTAL
COLTS	112	114	88	109	0	423
OPPONENTS	51	109	63	110	0	333

SCORING	TDR	TDP	TDRT	PAT	FG	2P	5	TP
Vanderjagt				43/43	34/38			145
James	13	4						102
Harrison	12							74
Wilkins	4	3						42
Pollard	4							24

SCORING	TDR	TDP	TDRT	PAT	FG	2P	5	TP
Dilger			2					12
Manning	2							12
Blevins			1					6
Cola			1					6
COLTS	15	26	5	43/43	34/38			423
OPPONENTS	12	21	3	31/31	26/29			2 333

2-Point: Colts 1-3, Opponents 2-5

FGS	1-19	20-29	30-39	40-49	50+	TOT.
Vanderjagt	2-2	10-10	11-13	10-11	1-2	34-38
COLTS	2-2	10-10	11-13	10-11	1-2	34-38
OPP.	1-1	9-9	11-11	4-7	1-1	26-29

Vanderjagt: (45,35)(1)30,35,55,42(41,31,18,27)  
 (22,37)(43,30,33,27)47,34,29,37(40,35)  
 (45,29,34)22,37(44,48,53)28,31(43)41,19,21  
 (27,24)

OPPONENTS: (36,29)26(50)37,27,21,43  
 (43,45,39)32,24(38,47)33,42(48)33,30  
 (31,32)28,28,26(23,32,49)(19)

RUSHING	NO.	YDS.	AVG.	LG	TD
James	369	1553	4.2	72	13
Manning	35	73	2.1	13	2
Elias	13	28	2.2	8	0
Harrison	1	4	4.0	4	0
Wilkins	1	2	2.0	2	0
COLTS	419	1660	4.0	72	15
OPPONENTS	406	1715	4.2	28	12

RECEIVING	NO.	YDS.	AVG.	LG	TD
Harrison	115	1663	14.5	57	12
James	62	586	9.5	54	4
Wilkins	42	565	13.5	80	4
Dilger	40	479	12.0	30	2
Pollard	34	374	11.0	33	4
Green	21	287	13.7	50	0
Pathon	14	163	11.6	38	0
Shields	4	37	9.3	21	0
Elias	4	16	4.0	7	0
Jones	1	8	8.0	8	0
Greene	1	4	4.0	4	0
COLTS	338	4182	12.4	80	26
OPPONENT	328	3775	11.5	62	21

INTERCEPTIONS	NO.	YDS.	AVG.	LG	TD
Poole	3	85	28.3	38	0
Blevins	2	115	57.5	74	1
Burris	2	83	41.5	55	0
Woolen	1	4	4.0	4	0
Randolph	1	0	0.0	0	0
R. Thomas	1	0	0.0	0	0
COLTS	10	287	28.7	74	1
OPPONENTS	17	189	11.1	37	2

PUNTING	NO.	YDS.	AVG.	TB	INT0	LG	BLK.
Smith	58	2467	42.5	8	16	61	2
COLTS	60	2467	41.1	8	16	61	2
OPPONENTS	83	3437	41.4	6	24	59	0

PUNT RETURNS	NO.	FC	YDS.	AVG.	LG	TD
Wilkins	41	17	388	9.5	39	1
Pathon	0	1	0	0.0	0	0
COLTS	41	18	388	9.5	39	1
OPPONENTS	29	7	469	16.2	76	0

KICKOFF RETURNS	NO.	YDS.	AVG.	LG	TD
Wilkins	51	1134	22.2	97	1
Pathon	6	123	20.5	31	0
Elias	5	82	16.4	21	0
Muhammad	2	41	20.5	22	0
Austin	1	0	0.0	0	0
Greene	1	14	14.0	14	0
Shields	1	3	3.0	3	0
Belser	0	0	0.0	0	0
COLTS	67	1397	20.9	97	1
OPPONENTS	83	1822	22.0	50	0

SACKS: Colts 41.0, Opponents 14.0  
 Bratke 12-70; E. Johnson 7.5-46.5;  
 Bennett 5-31; Peterson 3-23; M. Thomas 3-23;  
 Burris 2-12; King 1.5-3.5; Chester 1-18;  
 Royal 1-13; Belser 1-7; Whittington 1-7; Berry 1-6;  
 Poole 1-5; Blevins 1-4

USUAL STARTERS  
 PRO BOWLERS IN BOLDFACE

OFFENSE	DEFENSE
WR Terrence Wilkins	LDE Shawn King
IT Tarik Glenn	LDT Bernard Whittington
LG Steve McKinney	RDT Ellis Johnson
C Larry Moore	RDE Chad Bratke
RG Waverly Jackson	LB Cornelius Bennett
RT Adam Meadows	MLB Michael Barber
TE Ken Dilger	RLB Mike Peterson
WR Marvin Harrison	LCB Jeff Burris
QB Peyton Manning	RCB Tyrone Poole
RB Edgerrin James	SS Chad Cola
TE Marcus Pollard	FS Jason Belser

PASSING	ATT.	COMP.	YDS.	PCT.	AVG./ATT.	TD	TD%	INT.	INT.%	LG	SACKED	RATING
Manning	533	331	4135	62.1	7.76	26	4.9	15	2.8	80	14/116	90.7
Walsh	13	7	47	53.8	3.62	0	0.0	2	15.4	11	0/0	22.4
COLTS	546	338	4182	61.9	7.66	26	4.8	17	3.1	80	14/116	88.5
OPPONENTS	561	328	3775	58.5	6.73	21	3.7	10	1.8	62	41/269	83.9

# 2000

RECORD: 10-6 COACH: JIM MORA  
 SECOND - AFC EASTERN DIVISION  
 HOME: 6-2 AWAY: 4-4  
 DIV: 5-3 CONF: 8-4 NCONF: 2-2

**\*Sellout**

DATE	RESULTS	OPPONENT	ATTENDANCE
9/ 3	W 27-14	@Kansas City	78,357
9/10	L 31-38	OAKLAND	*56,769
9/25	W 43-14	JACKSONVILLE	*56,816
10/ 1	W 18-16	@Buffalo	72,617
10/ 8	L 16-24	@New England	60,292
10/15	W 37-24	@Seattle	63,593
10/22	W 30-23	NEW ENGLAND	*56,828
10/29	W 30-18	DETROIT	*56,971
11/ 5	L 24-27	@Chicago	66,944
11/12	W 23-15	NEW YORK JETS	*56,657
11/19	L 24-26	@Green Bay	59,869
11/26	L 14-17	MIAMI	*56,935
12/ 3	L 17-27	@New York Jets	78,138
12/11	W 44-20	BUFFALO	*56,671
12/17	W 20-13	@Miami	73,884
12/24	W 31-10	MINNESOTA	*56,672
12/30	L 17-23	@Miami	OT 73,193

TEAM STATISTICS	COLTS	OPP
TOTAL FIRST DOWNS	357	310
Rushing	111	109
Passing	213	177
Penalty	33	24

3rd Down: M/A/Pct.	94/201 46.8	84/217 38.7
4th Down: M/A/Pct.	9/ 10 90.0	10/ 14 71.4

TOTAL NET YARDS	6141	5357
Avg. Per Game	383.8	334.8
Total Plays	1026	1018
Avg. Per Play	6.0	5.3
NET YARDS RUSHING	1859	1935
Avg. Per Game	116.2	120.9
Total Rushes	435	446
NET YARDS PASSING	4282	3422
Avg. Per Game	267.6	213.9
Tackled/Yards Lost	20/131	42/252
Gross Yards	4413	3674
Att./Completions	571/357	530/317
Completion Pct.	62.5	59.8
Had Intercepted	15	14
PUNTS/AVERAGE	65/44.7	82/42.7
NET PUNTING AVG.	65/36.4	82/36.2
PENALTIES/YARDS	89/866	103/820
FUMBLES/BALL LOST	20/14	16/8
TOUCHDOWNS	50	37
Rushing	14	13
Passing	33	22
Defense/Return	3/0	1/1
POSSESSION AVG.	29:33	30:27

SCORE BY PERIODS	1	2	3	4	OT	TOTAL
COLTS	73	117	84	155	0	429
OPPONENTS	52	106	86	82	0	326

SCORING	TDR	TDP	TDRT	PAT	FG	2P	5	TP
Vanderjagt			46/46	25/27				121
James	13	5						110
Harrison	14							84
Pollard	3							1 20
Dilger	3							18
Pathon	3							18

SCORING	TDR	TDP	TDRT	PAT	FG	2P	5	TP
Wilkins								18
Burris				1				6
Finn								6
Green								6
Halsey				1				6
Manning								6
Muhammad				1				6
Bratzke								1 2
J. Williams								1 2
<b>COLTS</b>	<b>14</b>	<b>33</b>	<b>3 46/46</b>	<b>25/27</b>	<b>2</b>	<b>2</b>	<b>2</b>	<b>429</b>
<b>OPPONENTS</b>	<b>13</b>	<b>22</b>	<b>2 33/33</b>	<b>21/28</b>	<b>1</b>	<b>1</b>	<b>1</b>	<b>326</b>

2-Point: Colts 2-4, Opponents 3-4

FCS	1-19	20-29	30-39	40-49	50+	TOT.
Vanderjagt	1/1	6/ 6	13/13	5/6	0/1	25/27
<b>COLTS</b>	<b>1/1</b>	<b>6/ 6</b>	<b>13/13</b>	<b>5/6</b>	<b>0/1</b>	<b>25/27</b>
OPP.	1/1	11/14	4/ 4	4/6	1/3	21/28

Vanderjagt: (23,40) (47,31) (41,22) (45)
33,33,34 (23,38,40) (36 (19) 26,38,35)
(38 (59) (32) (37,23,39) (48,31) (28)
OPPONENTS: (1) (50,24) (19,30,27) (21)
(21,51) (27,26,28) (29,21) (41,37) (47,51)
(42,28) (28) (49,45,21) (29,46) (25,31) (31)

RUSHING	NO.	YDS.	AVG.	LG	TD
James	387	1709	4.4	30	13
Manning	37	116	3.1	14	1
Gordon	4	13	3.3	6	0
Smith	1	11	11.0	11	0
Wilkins	3	8	2.7	6	0
Pathon	1	3	3.0	3	0
Finn	1	1	1.0	1	0
al-Jabbar	1	-2	-2.0	-2	0
<b>COLTS</b>	<b>435</b>	<b>1859</b>	<b>4.3</b>	<b>30</b>	<b>14</b>
<b>OPPONENTS</b>	<b>446</b>	<b>1935</b>	<b>4.3</b>	<b>55</b>	<b>13</b>

RECEIVING	NO.	YDS.	AVG.	LG	TD
Harrison	102	1413	13.9	78t	14
James	63	594	9.4	60	5
Pathon	50	646	12.9	38	3
Dilger	47	538	11.4	32	3
Wilkins	43	569	13.2	43t	3
Pollard	30	439	14.6	50t	3
Green	18	201	11.2	34t	1
Finn	4	13	3.3	6	1
<b>COLTS</b>	<b>357</b>	<b>4413</b>	<b>12.4</b>	<b>78t</b>	<b>33</b>
<b>OPPONENT</b>	<b>317</b>	<b>3674</b>	<b>11.6</b>	<b>50</b>	<b>22</b>

INTERCEPTIONS	NO.	YDS.	AVG.	LG	TD
Burris	4	38	9.5	27t	1
Macklin	2	35	17.5	35	0
Peterson	2	8	4.0	5	0
Cota	2	3	1.5	3	0
Muhammad	1	40	40.0	40t	1
Poole	1	1	1.0	1	0
Washington	1	1	1.0	1	0
Johnson	1	-1	-1.0	-1	0
<b>COLTS</b>	<b>14</b>	<b>125</b>	<b>8.9</b>	<b>40t</b>	<b>2</b>
<b>OPPONENTS</b>	<b>15</b>	<b>212</b>	<b>14.1</b>	<b>43</b>	<b>1</b>

PUNTING	NO.	YDS.	AVG.	TB	INTG	LG	BLK.
Smith	65	2906	44.7	9	20	65	0
<b>COLTS</b>	<b>65</b>	<b>2906</b>	<b>44.7</b>	<b>9</b>	<b>20</b>	<b>65</b>	<b>0</b>
<b>OPPONENTS</b>	<b>82</b>	<b>3503</b>	<b>42.7</b>	<b>9</b>	<b>20</b>	<b>70</b>	<b>1</b>

PUNT RETURNS	NO.	FC	YDS.	AVG.	LG	TD
Wilkins	29	13	240	8.3	36	0
P. Williams	7	1	108	15.4	40	0
Muhammad	2	0	4	2.0	4	0
<b>COLTS</b>	<b>38</b>	<b>14</b>	<b>352</b>	<b>9.3</b>	<b>40</b>	<b>0</b>
<b>OPPONENTS</b>	<b>28</b>	<b>21</b>	<b>357</b>	<b>12.8</b>	<b>80</b>	<b>0</b>

KICKOFF RETURNS	NO.	YDS.	AVG.	LG	TD
Pathon	26	583	22.4	48	0
Wilkins	15	279	18.6	30	0
P. Williams	12	238	19.8	29	0
Muhammad	2	45	22.5	26	0
Halsey	1	10	10.0	10	0
Dilger	1	0	0.0	0	0
Macklin	1	0	0.0	0	0
<b>COLTS</b>	<b>58</b>	<b>1155</b>	<b>19.9</b>	<b>48</b>	<b>0</b>
<b>OPPONENTS</b>	<b>73</b>	<b>1736</b>	<b>23.8</b>	<b>92t</b>	<b>1</b>

**SACKS:** Colts 42.0, Opponents 20.0  
 Bratzke 7.5-69; M. Thomas 5.0-32; Belser 5.0-25;  
 Johnson 5.0-25; Burris 3.0-19; J. Williams 3.0-18.5;  
 Bennett 3.0-17; Chester 2.5-7.5;  
 Washington 2.0-13; Scioli 2.0-7; Halsey 2.0-6;  
 Hollier 1.0-7; Whittington 1.0-6

## USUAL STARTERS PRO BOWLERS IN BOLDFACE

OFFENSE	DEFENSE
WR Jerome Pathon	LDE Bernard Halsey
LT Tarik Glenn	LDT Bernard Whittington
LG Steve McKinney	RDT Ellis Johnson
C Jeff Saturday	RDE Chad Bratzke
RG Larry Moore	LLB Cornelius Bennett
RT Adam Meadows	MLB Dwight Hollier
TE Ken Dilger	RLB Mike Peterson
<b>WR Marvin Harrison</b>	LCB Jeff Burris
<b>QB Peyton Manning</b>	RCB Tyrone Poole
<b>RB Edgerrin James</b>	SS Chad Cota
TE Marcus Pollard	FS Jason Belser

PASSING	ATT.	COMP.	YDS.	PCT.	AVG./ATT.	TD	TD%	INT.	INT.%	LG	SACKED	RATING
Manning	571	357	4413	62.5	7.73	33	5.8	15	2.6	78t	20/131	94.7
<b>COLTS</b>	<b>571</b>	<b>357</b>	<b>4413</b>	<b>62.5</b>	<b>7.73</b>	<b>33</b>	<b>5.8</b>	<b>15</b>	<b>2.6</b>	<b>78t</b>	<b>20/131</b>	<b>94.7</b>
<b>OPPONENTS</b>	<b>530</b>	<b>317</b>	<b>3674</b>	<b>59.8</b>	<b>6.93</b>	<b>22</b>	<b>4.2</b>	<b>14</b>	<b>2.6</b>	<b>50</b>	<b>42/252</b>	<b>83.6</b>

## ALL TIME SERIES RECORDS

(HOME GAMES IN BLUE; PLAYOFF GAMES IN ITALICS; \*OT;  
RECORDS DENOTE THE RESPECTIVE WON-LOSS MARKS OF EACH TEAM ENTERING THE GAME)

**COLTS vs. ARIZONA**  
**Points-Allowed: 260-210**
**Record: 6-6**  
**Home: 196-149**
**Home: 5-4**  
**Away: 64-61**
**Away: 1-2**  
**Colts Longest Series Streaks: Won 3, Lost 4**

DATE	RECORDS COLTS OP	RESULTS	DATE	RECORDS COLTS OP	RESULTS	DATE	RECORDS COLTS OP	RESULTS
11/19/61	4-5 4-5	16-0 W	12/ 4/76	10-2 8-4	17-24 L	9/16/84	1-1 1-1	33-34 L
10/12/64	3-1 3-0-1	47-27 W	10/ 8/78	1-4 0-5	30-17 W	12/ 2/90	5-6 3-8	17-20 L
11/17/68	8-1 5-3-1	27-0 W	10/26/80	4-3 2-5	10-17 L	12/20/92	7-7 4-10	16-13 W
9/17/72	0-0 0-0	3-10 L	11/22/81	1-10 4-7	24-35 L	9/ 1/96	0-0 0-0	20-13 W

**STADIUMS:** Memorial 3-3 Hoosier/RCA 2-1 Busch Memorial 1-1 Sun Devil 0-1  
**CARDINALS:** Chicago 1953-59; St. Louis 1960-87; Arizona 1988-present

**COLTS vs. ATLANTA**  
**Points-Allowed: 291-152**
**Record: 10-1**  
**Home: 108-46**
**Home: 4-0**  
**Away: 183-106**
**Away: 6-1**  
**Colts Longest Series Streaks: Won 10, Lost 1**

DATE	RECORDS COLTS OP	RESULTS	DATE	RECORDS COLTS OP	RESULTS	DATE	RECORDS COLTS OP	RESULTS
11/13/66	6-2 0-8	19-7 W	12/ 1/68	10-1 2-9	44-0 W	12/ 7/86	0-13 6-6-1	28-23 W
9/17/67	0-0 0-0	38-31 W	10/ 5/69	0-2 1-1	21-14 W	9/24/89	0-2 1-1	13-9 W
11/12/67	6-0-2 1-6-1	49-7 W	11/30/69	6-4 3-7	13-6 W	12/ 6/98	2-10 10-2	21-28 L
9/23/68	1-0 0-1	28-20 W	11/17/74	1-8 2-7	17-7 W			

**Sweeps:** Colts (3): 1967,68,69  
**STADIUMS:** Memorial 3-0 Hoosier/RCA 1-0 Grant Field 1-0 Fullton County 5-0 Georgia Dome 0-1

**COLTS vs. BALTIMORE**  
**Points-Allowed: 57-59**
**Record: 1-1**  
**Home: 26-21**
**Home: 1-0**  
**Away: 31-38**
**Away: 0-1**  
**Colts Longest Series Streaks: Won 1, Lost 1**

DATE	RECORDS COLTS OP	RESULTS	DATE	RECORDS COLTS OP	RESULTS
10/13/96	4-1 2-3	26-21 W	11/29/98	2-9 4-7	31-38 L

**STADIUMS:** Hoosier/RCA 1-0 Raven's Stadium at Camden Yard 0-1

**COLTS vs. BUFFALO**  
**Points-Allowed: 1165-1277**
**Record: 26-18-1**  
**Home: 617-609**
**Home: 15-14-1**  
**Away: 548-668**
**Away: 11-20**  
**Colts Longest Series Streaks: Won 5, Lost 6**

DATE	RECORDS COLTS OP	RESULTS	DATE	RECORDS COLTS OP	RESULTS	DATE	RECORDS COLTS OP	RESULTS
11/15/70	7-1 3-5	17-17 T	10/12/80	3-2 5-0	17-12 W	12/ 9/90	5-7 10-2	7-31 L
12/13/70	9-2-1 3-8-1	20-14 W	11/30/80	6-6 9-3	28-24 W	10/13/91	0-6 5-1	6-42 L
10/10/71	2-1 0-3	43-0 W	9/13/81	1-0 1-0	3-35 L	12/15/91	1-13 12-2	7-35 L
12/ 5/71	8-3 1-10	24-0 W	10/ 4/81	1-3 2-2	17-23 L	9/20/92	1-1 2-0	0-38 L
10/ 1/72	0-2 1-1	17-0 W	11/28/82	0-3 2-1	0-20 L	11/29/92	4-7 9-2	16-13 W*
12/ 3/72	4-7 3-8	35-7 W	9/18/83	1-1 1-1	23-28 L	11/21/93	3-6 7-2	9-23 L
10/14/73	1-3 3-1	13-31 L	10/16/83	4-2 4-2	7-30 L	1/ 2/94	4-11 11-4	10-30 L
11/25/73	2-8 5-5	17-24 L	9/30/84	1-3 0-4	31-17 W	10/16/94	2-4 4-2	27-17 W
10/13/74	0-4 3-1	14-27 L	12/ 2/84	4-9 1-12	15-21 L	12/24/94	7-8 7-8	10-9 W
12/ 1/74	2-9 8-3	0-6 L	10/ 6/85	1-3 0-4	49-17 W	11/7/95	1-1 1-1	14-20 L
10/12/75	1-2 3-0	31-38 L	10/20/85	2-4 0-6	9-21 L	11/ 5/95	5-3 5-3	10-16 L
11/ 9/75	3-4 5-2	42-35 W	10/19/86	0-6 1-5	13-24 L	10/ 6/96	4-0 3-1	13-16 L*
10/17/76	4-1 2-3	31-13 W	12/14/86	1-13 4-10	24-14 W	12/ 1/96	6-6 9-3	13-10 W*
12/12/76	10-3 2-11	58-20 W	10/ 4/87	0-2 1-1	47-6 W	9/21/97	0-3 1-2	35-37 L
10/ 2/77	2-0 0-2	17-14 W	12/13/87	7-5 6-6	3-27 L	10/20/97	0-6 3-3	6-9 L
11/13/77	7-1 2-6	31-13 W	10/ 9/88	1-4 4-1	23-34 L	10/11/98	1-4 1-3	24-31 L
9/24/78	1-2 0-3	17-24 L	12/18/88	8-7 12-3	17-14 W	11/22/98	2-8 6-4	11-34 L
12/17/78	5-10 4-11	14-21 L	10/ 8/89	2-2 3-1	37-14 W	9/12/99	0-0 0-0	31-14 W
9/30/79	0-4 2-2	13-31 L	11/12/89	4-5 6-3	7-30 L	1/ 2/00	13-2 10-5	6-31 L
10/21/79	1-6 3-4	14-13 W	9/ 9/90	0-0 0-0	10-26 L	10/ 1/00	2-1 2-1	18-16 W
						12/11/00	7-6 7-6	44-20 W

**Sweeps:** Colts (7): 1971,72,76,77,80,94,00 Bills (11): 1973,74,78,81,83,90,91,93,95,97,98  
**Splits (11):** 1975,79,84-89,92,96,99  
**STADIUMS:** Memorial 5-7-1 Hoosier/RCA 10-7 War Memorial 3-0 Rich 8-20

**COLTS vs. CAROLINA**  
**Points-Allowed: 29-40**
**Record: 0-2**  
**Home: 19-27**
**Home: 0-1**  
**Away: 10-13**
**Away: 0-1**  
**Colts Longest Series Streaks: Lost 2**

DATE	RECORDS COLTS OP	RESULTS	DATE	RECORDS COLTS OP	RESULTS
12/ 3/95	7-5 5-7	10-13 L	12/27/98	3-12 3-12	19-27 L

**STADIUMS:** Hoosier/RCA 0-1 Clemson Memorial 0-1



**COLTS vs. CHICAGO**

Points-Allowed: 794-769

Record: 21-17  
Home: 413-374

Home: 11-8  
Away: 381-395

Away: 10-9  
Colts Longest Series Streaks: Won 7, Lost 6

DATE	RECORDS		RESULTS	DATE	RECORDS		RESULTS	DATE	RECORDS		RESULTS
	COLTS	OP			COLTS	OP			COLTS	OP	
9/27/53	0-0	0-0	13-9 W	10/18/59	2-1	1-2	21-7 W	10/9/66	2-1	1-2	17-27 L
10/11/53	1-1	1-1	16-14 W	10/2/60	1-0	1-0	42-7 W	12/4/66	7-4	4-5.2	21-16 W
10/10/54	1-1	1-1	9-28 L	11/13/60	5-2	3-2.1	24-20 W	10/8/67	3-0	1-2	24-3 W
11/21/54	1-7	4-4	13-28 L	10/15/61	2-2	2-2	10-24 L	10/6/68	3-0	1-2	28-7 W
9/25/55	0-0	0-0	23-17 W	10/29/61	3-3	4-2	20-21 L	11/23/69	5-4	1-8	24-21 W
10/16/55	3-0	0-3	10-38 L	10/21/62	3-2	3-2	15-35 L	11/29/70	7-2.1	4-6	21-20 W
9/30/56	0-0	0-0	28-21 W	11/25/62	5-5	6-4	0-57 L	9/21/75	0-0	0-0	35-7 W
10/21/56	1-2	2-1	27-58 L	10/6/63	1-2	3-0	3-10 L	9/25/83	1-2	1-2	22-19 W*
10/5/57	1-0	0-1	21-10 W	11/3/63	3-4	6-1	7-17 L	12/8/85	3-10	12-1	10-17 L
11/17/57	4-3	3-4	29-14 W	9/27/64	1-1	1-1	52-0 W	9/11/88	0-1	1-0	13-17 L
10/4/58	1-0	1-0	51-38 W	11/8/64	7-1	2-6	40-24 W	11/17/91	1-9	8-2	17-31 L
11/16/58	6-1	5-2	17-0 W	11/7/65	6-1	4-3	26-21 W	11/5/00	6-2	1-7	24-27 L
10/3/59	1-0	0-1	21-26 L	12/5/65	9-1-1	7-4	0-13 L				

**Sweeps:** Colts (5): 1953,57,58,60,64 Bears (4): 1954,61,62,63  
**Splits (5):** 1955,56,59,65,66  
**STADIUMS:** Memorial 11-6 Hoosier/RCA 0-2 Wrigley Field 9-7 Soldier Field 1-2

**COLTS vs. CINCINNATI**

Points-Allowed: 473-434

Record: 12-8  
Home: 258-251

Home: 5-6  
Away: 215-183

Away: 7-2  
Colts Longest Series Streaks: Won 5, Lost 3

DATE	RECORDS		RESULTS	DATE	RECORDS		RESULTS	DATE	RECORDS		RESULTS
	COLTS	OP			COLTS	OP			COLTS	OP	
12/26/70	11-2-1	8-6	17-0 W	12/5/82	0-4	3-1	17-20 L	11/20/94	4-6	2-8	17-13 W
11/19/72	2-7	5-4	20-19 W	10/2/83	2-2	1-3	34-31 W	9/3/95	0-0	0-0	21-24 L*
11/3/74	1-6	4-3	14-14 W	9/13/87	0-0	0-0	21-23 L	12/22/96	9-6	7-8	24-31 L
9/19/76	1-0	1-0	28-27 W	10/22/89	3-3	4-2	23-12 W	11/9/97	0-9	2-7	13-28 L
11/4/79	3-6	2-7	38-28 W	11/25/90	4-6	6-4	34-20 W	12/13/98	2-11	2-11	39-26 W
12/7/80	7-6	4-9	33-34 L	12/27/92	8-7	5-10	21-17 W	10/24/99	3-2	1-5	31-10 W
10/11/81	1-4	3-2	19-41 L	9/12/93	0-1	0-1	9-6 W				

**STADIUMS:** Memorial 3-3 Hoosier/RCA 2-3 Riverfront/Cinergy 7-2

**COLTS vs. CLEVELAND**

Points-Allowed: 481-535

Record: 10-15  
Home: 219-268

Home: 4-8  
Away: 262-267

Away: 6-7  
Colts Longest Series Streaks: Won 2, Lost 6

DATE	RECORDS		RESULTS	DATE	RECORDS		RESULTS	DATE	RECORDS		RESULTS
	COLTS	OP			COLTS	OP			COLTS	OP	
11/11/56	2-3	2-4	21-7 W	11/2/75	2-4	0-6	21-7 W	9/19/88	0-2	1-1	17-23 L
11/1/59	4-1	3-2	31-38 L	11/19/78	5-6	5-6	24-45 L	12/10/89	6-7	7-5.1	23-17 W*
10/14/62	2-2	2-2	36-14 W	9/16/79	0-2	2-0	10-13 L	12/1/91	1-11	5-7	10-31 L
12/27/64	12-2	10-3-1	0-27 L	11/9/80	5-4	6-3	27-28 L	9/6/92	0-0	0-0	14-3 W
10/20/68	5-0	2-3	20-30 L	10/25/81	1-6	3-4	28-42 L	9/26/93	1-1	3-0	23-10 W
12/29/68	14-1	11-4	34-0 W	11/27/83	6-6	7-5	23-41 L	9/25/94	1-2	2-1	14-21 L
9/26/71	1-0	1-0	13-14 L	11/2/86	0-8	5-3	9-24 L	12/26/99	12-2	2-13	29-28 W
12/26/71	10-4	9-5	20-3 W	12/6/87	6-5	7-4	9-7 W				
9/16/73	0-0	0-0	14-24 L	1/9/88	9-6	10-5	21-38 L				

**STADIUMS:** Memorial 1-5 Hoosier/RCA 3-3 Municipal/Cleveland 5-7 Cleveland Browns Stadium 1-0  
**BROWNS:** Cleveland 1953-95

**COLTS vs. DALLAS**

Points-Allowed: 234-290

Record: 6-7  
Home: 73-126

Home: 2-3  
Away: 110-148

Away: 2-4  
Neutral: 2-0  
Colts Longest Series Streaks: Won 3, Lost 6

DATE	RECORDS		RESULTS	DATE	RECORDS		RESULTS	DATE	RECORDS		RESULTS
	COLTS	OP			COLTS	OP			COLTS	OP	
10/30/60	3-2	0-5	45-7 W	10/15/72	1-3	3-1	0-21 L	10/10/93	2-2	2-2	3-27 L
1/9/66	10-4	10-4-1	35-3 W	9/26/76	2-0	2-0	27-30 L	9/15/96	2-0	1-1	25-24 W
12/3/67	9-0-2	8-3	23-17 W	9/4/78	0-0	0-0	0-38 L	10/31/99	4-2	4-2	34-24 W
12/13/69	7-4	9-2.1	10-27 L	12/6/81	1-12	10-3	13-37 L				
1/17/71	13-2	1-2.4	16-13 W	10/28/84	3-5	5-3	3-22 L				

**STADIUMS:** Memorial 1-2 Hoosier/RCA 1-1 Cotton Bowl 1-1 Texas 1-3 Orange Bowl 2-0

**COLTS vs. DENVER**

Points-Allowed: 163-230

Record: 2-9  
Home: 105-105

Home: 2-4  
Away: 58-125

Away: 0-5  
Colts Longest Series Streaks: Won 1, Lost 4

DATE	RECORDS		RESULTS	DATE	RECORDS		RESULTS	DATE	RECORDS		RESULTS
	COLTS	OP			COLTS	OP			COLTS	OP	
11/10/74	1-7	3-4-1	6-17 L	9/11/83	1-0	1-0	10-17 L	10/15/89	3-2	4-1	3-14 L
11/27/77	9-1	9-1	13-27 L	12/11/83	6-8	8-6	19-21 L	10/21/90	2-3	2-4	17-27 L
10/22/78	2-5	5-2	7-6 W	10/13/85	2-3	3-2	10-15 L	10/3/93	2-1	2-1	13-35 L
9/20/81	1-1	1-1	10-28 L	10/31/88	3-5	4-4	55-23 W				

**Sweeps:** Broncos (1): 1983  
**STADIUMS:** Memorial 1-2 Hoosier/RCA 1-2 Mile High 0-5

**COLTS vs. DETROIT**

Points-Allowed: 788-748

Record: 18-18-2

Home: 445-368

Home: 10-9-1

Away: 343-380

Away: 8-9-1

Colts Longest Series Streaks: Won 4, Lost 4

DATE	RECORDS COLTS OP	RESULTS	DATE	RECORDS COLTS OP	RESULTS	DATE	RECORDS COLTS OP	RESULTS
10/ 3/53	1-0 1-0	17-27 L	10/11/59	1-1 0-2	31-24 W	10/16/66	2-2 2-3	45-14 W
10/ 7/53	3-3 4-2	7-17 L	10/23/60	3-1 0-3	17-30 L	11/20/66	7-2 3-6-1	14-20 L
10/11/54	1-2 2-0	7-15 L	12/ 4/60	6-3 4-5	15-20 L	11/19/67	7-0-2 3-4-2	41-7 W
11/ 6/54	1-5 4-1	3-27 L	9/24/61	1-0 1-0	15-16 L	11/10/68	7-1 3-4-1	27-10 W
10/ 1/55	1-0 0-1	28-13 W	10/22/61	2-3 3-2	17-14 W	12/ 7/69	7-4 7-4	17-17 T
11/ 1/55	4-2 0-6	14-24 L	9/30/62	2-0 2-0	20-29 L	10/21/73	1-4 1-3-1	29-27 W
10/ 6/56	1-0 1-0	14-31 L	12/ 2/62	5-6 9-2	14-21 L	12/11/77	9-3 5-7	10-13 L
11/18/56	3-3 6-1	3-27 L	10/20/63	2-3 2-3	25-21 W	11/16/80	5-5 6-4	10-9 W
9/29/57	0-0 0-0	34-14 W	11/10/63	3-5 4-4	24-21 W	9/22/85	0-2 2-0	14-6 W
10/27/57	3-0 2-1	27-31 L	10/25/64	5-1 4-1-1	34-0 W	9/22/91	0-3 2-1	24-33 L
9/28/58	0-0 0-0	28-15 W	12/ 6/64	11-1 5-5-2	14-31 L	11/23/97	1-10 5-6	10-32 L
10/11/58	3-0 0-2-1	40-14 W	10/10/65	2-1 3-0	31-7 W	10/29/00	5-2 5-2	30-18 W
9/27/59	0-0 0-0	21-9 W	11/25/65	9-1 5-5	24-24 T			

Sweeps: Colts (3): 1958,59,63 Lions (5): 1953,54,56,60,62  
 Splits (5): 1955,57,61,64,66  
 STADIUMS: Memorial 8-8-1 Hoosier/RCA 2-1 Briggs/Tiger 7-8-1 Silverdome 1-1

**COLTS vs. GREEN BAY**

Points-Allowed: 871-843

Record: 19-20-1

Home: 495-395

Home: 11-8-1

Away: 376-448

Away: 8-12

Colts Longest Series Streaks: Won 4, Lost 5

DATE	RECORDS COLTS OP	RESULTS	DATE	RECORDS COLTS OP	RESULTS	DATE	RECORDS COLTS OP	RESULTS
10/18/53	2-1 0-3	14-37 L	11/15/59	4-3 3-4	28-24 W	12/26/65	10-3-1 10-3-1	10-13 L*
10/31/53	3-2 1-4	24-35 L	10/ 9/60	2-0 1-1	21-35 L	9/10/66	0-0 0-0	3-24 L
10/24/54	1-3 1-3	6-7 L	11/ 6/60	4-2 4-1	38-24 W	12/10/66	8-4 10-2	10-14 L
11/13/54	1-6 3-4	13-24 L	10/ 8/61	2-1 2-1	7-45 L	11/ 5/67	5-0-2 5-1-1	13-10 W
10/ 8/55	2-0 2-0	24-20 W	11/ 5/61	3-4 6-1	45-21 W	12/ 7/68	11-1 5-6-1	16-3 W
10/29/55	3-2 3-2	14-10 W	10/28/62	3-3 6-0	6-17 L	11/ 9/69	4-3 5-2	14-6 W
10/14/56	1-1 0-2	33-38 L	11/18/62	5-4 9-0	13-17 L	11/ 9/70	6-1 4-3	13-10 W
10/28/56	1-3 2-2	28-21 W	9/29/63	1-1 1-1	20-31 L	9/22/74	0-1 0-1	13-20 L
10/13/57	2-0 1-1	45-17 W	10/27/63	3-3 5-1	20-34 L	12/19/82	0-6 4-2	20-27 T
10/27/57	3-1 1-3	21-24 L	9/20/64	0-1 1-0	21-20 W	10/27/85	2-5 3-4	37-10 W
10/12/58	2-0 0-1-1	24-17 W	10/18/64	4-1 3-2	24-21 W	11/13/88	5-5 2-8	20-13 W
11/ 2/58	5-0 1-3-1	56-0 W	9/26/65	1-0 1-0	17-20 L	11/24/91	1-10 2-9	10-14 L
10/25/59	3-1 3-1	38-21 W	12/12/65	9-2-1 9-3	27-42 L	11/16/97	0-10 8-2	41-38 W
						11/19/00	7-3 4-6	24-26 L

Sweeps: Colts (4): 1955,58,59,64 Packers (6): 1953,54,62,63,65,66  
 Splits (4): 1956,57,60,61  
 STADIUMS: Memorial 9-8-1 Hoosier/RCA 2-0 Green Bay City Field 0-1 Lambeau 3-6 County 5-5

**COLTS vs. JACKSONVILLE**

Points-Allowed: 84-45

Record: 2-0

Home: 43-14

Home: 1-0

Away: 41-31

Away: 1-0

Colts Longest Series Streaks: Won 2

DATE	RECORDS COLTS OP	RESULTS	DATE	RECORDS COLTS OP	RESULTS
12/10/95	7-6 3-10	41-31 W	9/25/00	1-1 2-1	43-14 W

STADIUMS: Hoosier/RCA 1-0 Jacksonville Municipal 1-0

**COLTS vs. KANSAS CITY**

Points-Allowed: 261-270

Record: 8-6

Home: 135-142

Home: 3-3

Away: 126-128

Away: 5-3

Colts Longest Series Streaks: Won 5, Lost 2

DATE	RECORDS COLTS OP	RESULTS	DATE	RECORDS COLTS OP	RESULTS	DATE	RECORDS COLTS OP	RESULTS
9/28/70	1-0 0-1	24-44 L	11/ 2/80	4-4 4-4	31-24 W	11/ 7/99	5-2 5-2	25-17 W
12/10/72	5-7 6-6	10-24 L	12/21/80	7-8 7-8	28-38 L	9/ 3/00	0-0 0-0	27-14 W
11/30/75	6-4 5-5	28-14 W	11/24/85	3-8 3-8	7-20 L			
10/16/77	4-0 0-4	17-6 W	10/ 7/90	1-3 3-1	23-19 W			
9/ 2/79	0-0 0-0	0-14 L	1/ 7/96	10-7 13-3	10-7 W			
12/ 9/79	4-10 6-8	7-10 L	12/15/96	8-6 9-5	24-19 W			

Sweeps: Chiefs (1): 1979  
 Splits (1): 1980  
 STADIUMS: Memorial 1-3 Hoosier/RCA 2-0 Arrowhead 5-3

**COLTS vs. MIAMI**

Points-Allowed: 1067-1432

Record: 21-43

Home: 551-614

Home: 12-19

Away: 516-818

Away: 9-24

Colts Longest Series Streaks: Won 5, Lost 14

DATE	RECORDS COLTS	OP	RESULTS	DATE	RECORDS COLTS	OP	RESULTS	DATE	RECORDS COLTS	OP	RESULTS
11/ 1/70	5- 1	4-2	35- 0 W	12/14/80	7- 7	7-7	14-24 L	11/ 3/91	0- 8	3-5	6-10 L
11/22/70	7- 1	5-4	17-34 L	9/27/81	1- 2	3-0	28-31 L	10/25/92	3- 3	6-0	31-20 W
11/21/71	7- 2	7-1	14-17 L	11/ 1/81	1- 7	5-2	10-27 L	11/ 8/92	4- 4	6-2	0-28 L
12/11/71	9- 3	9-2	14- 3 W	9/19/82	0- 1	1-0	20-24 L	9/ 5/93	0- 0	0-0	20-24 L
1/ 2/72	11- 4	11-3	0-21 L	1/ 2/83	0- 7	1-1	7-34 L	10/24/93	2- 3	4-1	27-41 L
10/29/72	1- 5	6-0	0-23 L	10/23/83	4- 3	4-3	7-21 L	11/ 6/94	4- 5	6-2	21-22 L
12/16/72	5- 8	13-0	0-16 L	11/20/83	6- 5	7-4	0-37 L	12/18/94	6- 8	9-5	10- 6 W
11/11/73	2- 6	7-1	0-44 L	9/23/84	1- 2	3-0	7-44 L	10/ 8/95	2- 2	4-0	27-24 W*
12/ 9/73	2-10	11-1	16- 3 W	12/ 9/84	4-10	12-2	17-35 L	11/26/95	6- 5	6-5	36-28 W
10/27/74	1- 5	4-2	7-17 L	9/15/85	0- 1	0-1	13-30 L	9/23/96	3- 0	3-0	10- 6 W
12/ 8/74	2-10	9-3	16-17 L	11/17/85	3- 7	6-4	20-34 L	11/10/96	5- 4	4-5	13-37 L
11/23/75	5- 4	7-2	33-17 W	9/14/86	0- 1	0-1	10-30 L	8/31/97	0- 0	0-0	10-16 L
12/14/75	8- 4	9-3	10- 7 W*	10/26/86	0- 7	2-5	13-17 L	12/14/97	2-12	9-5	41- 0 W
10/10/76	3- 1	2-2	28-14 W	9/20/87	0- 1	0-1	10-23 L	9/ 6/98	0- 0	0-0	15-24 L
11/22/76	8- 2	5-5	17-16 W	11/15/87	4- 4	4-4	40-21 W	11/ 8/98	1- 7	5-3	14-27 L
10/ 9/77	3- 0	3-0	45-28 W	9/25/88	0- 3	1-2	15-13 W	10/10/99	2- 1	2-0	31-34 L
12/ 5/77	9- 2	8-3	6-17 L	12/ 4/88	7- 6	5-8	31-28 W	11/26/99	9- 2	8-3	37-34 W
9/10/78	0- 1	0-1	0-42 L	11/ 5/89	4- 4	4-4	13-19 L	12/ 5/00	7- 4	8-3	14-17 L
10/29/78	3- 5	5-3	8-26 L	12/17/89	7- 7	8-6	42-13 W	12/17/00	8- 6	10-4	20-13 W
11/11/79	4- 6	6-4	0-19 L	10/28/90	2- 4	5-1	7-27 L	12/30/00	10- 6	11-5	17-23 L*
11/25/79	4- 8	7-5	24-28 L	12/30/90	7- 8	11-4	17-23 L				
10/ 5/80	2- 2	3-1	30-17 W	9/ 8/91	0- 1	0-1	6-17 L				

**Sweeps:** Colts (4): 1975,76,88,95 Dolphins (14): 1972,74,78,79,81-86,90,91,93,98  
**Splits (13):** 1970,71,73,77,80,87,89,92,94,96,97,99,00  
**STADIUMS:** Memorial 6-8 Hoosier/RCA 6-11 Orange Bowl 3-15 Joe Robbie/Pro Player 6-9

**COLTS vs. MINNESOTA**

Points-Allowed: 537-433

Record: 13-7-1

Home: 265-140

Home: 9-0

Away: 272-293

Away: 4-7-1

Colts Longest Series Streaks: Won 5, Lost 5

DATE	RECORDS COLTS	OP	RESULTS	DATE	RECORDS COLTS	OP	RESULTS	DATE	RECORDS COLTS	OP	RESULTS
10/ 1/61	1-1	1-1	34-33 W	11/15/64	8-1	5-4	17-14 W	12/22/68	13- 1	8-6	24-14 W
11/12/61	4-4	1-7	20-28 L	9/19/65	0- 0	0-0	35-16 W	9/28/69	0- 1	0-1	14-52 L
9/23/62	1-0	0-1	34- 7 W	11/14/65	7-1	5-3	41-21 W	10/25/71	4- 1	4-1	3-10 L
12/16/62	6-7	2-10	42-17 W	9/18/66	0-1	0-1	38-23 W	12/12/82	0- 5	2-3	10-13 L
11/17/63	4-5	3-6	37-34 W	10/23/66	3-2	1-3	20-17 W	11/20/88	6- 5	7-4	3-12 L
12/ 8/63	6-6	4-7	41-10 W	10/22/67	4-1	1-4	20-20 T	12/21/97	3-12	8-7	28-39 L
9/13/64	0-0	0-0	24-34 L	11/24/68	9-1	6-4	21- 9 W	12/24/00	9- 6	11-4	31-10 W

**Sweeps:** Colts (4): 1962,63,65,66  
**Splits (2):** 1961,64  
**STADIUMS:** Memorial 8-0 Hoosier/RCA 1-0 Metropolitan 4-4-1 HHH Metrodome 0-3

**COLTS vs. NEW ENGLAND**

Points-Allowed: 1078-1377

Record: 24-37

Home: 610-669

Home: 14-17

Away: 468-708

Away: 10-20

Colts Longest Series Streaks: Won 3, Lost 7

DATE	RECORDS COLTS	OP	RESULTS	DATE	RECORDS COLTS	OP	RESULTS	DATE	RECORDS COLTS	OP	RESULTS
10/ 4/70	1- 1	1-1	14- 6 W	11/23/80	6- 5	7-4	21-47 L	12/ 8/91	1-12	4-9	17-23 L*
10/25/70	4- 1	1-4	27- 3 W	9/ 6/81	0- 0	0-0	29-28 W	11/15/92	4- 5	0-9	34-37 L*
10/ 3/71	1- 1	1-1	23- 3 W	12/20/81	1-14	2-13	23-21 W	12/ 6/92	5- 7	2-10	6- 0 W
12/19/71	10-3	5-8	17-21 L	9/12/82	0- 0	0-0	13-24 L	10/31/93	2- 4	1-6	9- 6 W
11/ 6/72	1- 6	2-5	24-17 W	9/ 4/83	0- 0	0-0	29-23 W*	12/26/93	4-10	3-11	0-38 L
11/26/72	3- 7	2-8	31- 0 W	10/ 9/83	3- 2	2-3	12- 7 W	11/27/94	5- 6	5-6	10-12 L
10/ 7/73	1- 2	0-3	16-24 L	11/18/84	4- 7	7-4	17-50 L	12/11/94	6- 7	7-6	13-28 L
12/16/73	3-10	5-8	18-13 W	12/16/84	4-11	8-7	10-16 L	11/19/95	5- 5	4-6	24-10 W
10/ 6/74	0- 3	3-0	3-42 L	10/10/85	3- 6	6-3	15-34 L	12/23/95	8- 7	6-9	10- 7 W
11/24/74	2- 8	6-4	17-27 L	12/ 1/85	3- 9	8-4	31-38 L	10/20/96	5- 1	3-3	9-27 L
10/19/75	1- 3	0-4	10-21 L	9/ 7/86	0- 0	0-0	3-33 L	11/24/96	6- 5	7-4	13-27 L
12/21/75	9- 4	3-10	34-21 W	11/ 9/86	0- 9	6-3	21-30 L	9/ 7/97	0- 1	1-0	6-31 L
9/12/76	0- 0	0-0	27-13 W	10/25/87	2- 3	3-2	30-16 W	11/30/97	1-11	7-5	17-20 L
11/14/76	8- 1	6-3	14-21 L	11/22/87	5- 4	4-5	0-24 L	9/13/98	10- 1	0-1	6-29 L
10/23/77	5- 0	3-2	3-17 L	10/ 2/88	1- 3	1-3	17-21 L	11/ 1/98	1- 6	4-3	16-21 L
12/18/77	9- 4	9-4	30-24 W	11/27/88	6- 6	7-5	24-21 W	9/19/99	1- 0	1-0	28-31 L
9/18/78	0- 2	1-1	34-27 W	10/29/89	4- 3	2-5	20-23 L*	12/12/99	10- 2	7-5	20-15 W
11/26/78	5- 7	9-3	14-35 L	12/ 3/89	6- 6	4-8	16-22 L	10/ 8/00	3- 1	1-4	16-24 L
10/28/79	2- 6	6-2	31-26 W	9/16/90	0- 1	0-1	14-16 L	10/22/00	4- 2	2-5	30-23 W
11/18/79	4- 7	7-4	21-50 L	11/11/90	2- 6	1-7	13-10 W				
10/19/80	4- 2	5-1	21-37 L	9/ 1/91	0- 0	0-0	7-16 L				

**Sweeps:** Colts (5): 1970,72,81,83,95 Patriots (11): 1974,80,84-86,89,91,94,96,97,98  
**Splits (14):** 1971,73,75,79,87,88,90,92,93,99,00  
**STADIUMS:** Memorial 8-6 Hoosier/RCA 6-11 Harvard 1-0 Schaefer/Sullivan/Foxboro 9-20

**COLTS vs. NEW ORLEANS**

Record: 3-4

Home: 2-2

Away: 1-2

Points-Allowed: 121-124

Home: 71-56

Away: 50-68

Colts Longest Series Streaks: Won 3, Lost 4

DATE	RECORDS COLTS OP	RESULTS	DATE	RECORDS COLTS OP	RESULTS	DATE	RECORDS COLTS OP	RESULTS
12/10/67	10-0 2-10	30-10 W	9/30/73	0-2 0-2	14-10 W	12/24/89	8-7 8-7	6-41 L
10/19/69	2-2 0-4	30-10 W	10/12/86	0-5 1-4	14-17 L	11/12/95	5-4 3-6	14-17 L
						9/27/98	0-3 2-0	13-19 L*

**STADIUMS:** Memorial 2-0      Hoosier/RCA 0-2      Tulane 1-0      Louisiana Superdome 0-2

**COLTS vs. NEW YORK GIANTS**

Record: 8-5

Home: 2-2

Away: 6-3

Points-Allowed: 279-202

Home: 86-91

Away: 193-111

Colts Longest Series Streaks: Won 4, Lost 2

DATE	RECORDS COLTS OP	RESULTS	DATE	RECORDS COLTS OP	RESULTS	DATE	RECORDS COLTS OP	RESULTS
10/ 2/54	0-1 1-0	20-14 W	9/15/63	0-0 0-0	28-37 L	11/ 5/90	2-5 7-0	7-24 L
11/13/55	4-3 2-5	7-17 L	11/ 2/68	6-1 5-2	26-0 W	12/12/93	4-8 9-3	6-20 L
11/ 9/58	6-0 4-2	21-24 L	10/17/71	3-1 2-2	31-7 W	11/14/99	6-2 5-3	27-19 W
12/28/58	9-3 10-3	23-17 W*	12/ 7/75	7-4 3-8	21-0 W			
12/27/59	9-3 10-2	31-16 W	12/16/79	4-11 6-9	31-7 W			

**STADIUMS:** Memorial 2-1      Hoosier/RCA 0-1      Polo Grounds 0-1      Yankee 3-1      Shea 1-0      Giants 2-1

**COLTS vs. NEW YORK JETS**

Record: 37-25

Home: 18-12

Away: 19-12

Neutral: 0-1

Points-Allowed: 1200-1223

Home: 683-600

Away: 555-607

Colts Longest Series Streaks: Won 6, Lost 4

DATE	RECORDS COLTS OP	RESULTS	DATE	RECORDS COLTS OP	RESULTS	DATE	RECORDS COLTS OP	RESULTS
1/12/69	15-1 12-3	7-16 L	9/ 7/80	0-0 0-0	17-14 W	10/20/91	0-7 3-4	6-17 L
10/18/70	3-1 1-3	29-22 W	9/28/80	1-2 0-3	35-21 W	11/10/91	0-9 5-4	28-27 W
12/19/70	10-21 4-9	35-20 W	11/ 8/81	1-8 4-4-1	14-41 L	10/11/92	2-2 1-4	6-3 W*
9/19/71	0-0 0-0	22-0 W	11/29/81	1-11 7-4-1	0-25 L	12/13/92	6-7 4-9	10-6 W
11/14/71	6-2 3-5	14-13 W	11/21/82	0-2 1-1	0-37 L	11/14/93	3-5 4-4	17-31 L
9/24/72	0-1 1-0	34-44 L	11/ 6/83	5-4 4-5	17-14 W	12/ 5/93	3-8 7-4	9-6 W
10/22/72	1-4 3-2	20-24 L	12/ 4/83	6-7 6-7	6-10 L	10/ 9/94	2-3 2-3	6-16 L
9/23/73	0-1 0-1	10-34 L	9/ 2/84	0-0 0-0	14-23 L	10/30/94	3-5 4-3	28-25 W
12/ 2/73	2-9 3-8	17-20 L	11/11/84	3-7 6-4	9-5 W	9/10/95	0-1 0-1	27-24 W
10/20/74	0-5 1-4	35-20 W	9/29/85	1-2 2-1	20-25 L	10/29/95	4-3 2-6	17-10 W
12/15/74	2-11 6-7	38-45 L	11/ 3/85	3-5 6-2	17-35 L	9/ 8/96	1-0 0-1	21-7 W
10/26/75	1-4 2-3	45-28 W	9/28/86	0-3 2-1	7-26 L	11/17/96	5-5 1-9	34-29 W
11/16/75	4-4 2-6	52-19 W	11/16/86	0-10 9-1	16-31 L	10/ 5/97	0-4 3-2	12-16 L
10/24/76	5-1 1-5	20-0 W	10/11/87	1-2 2-1	6-0 W	12/ 7/97	1-12 8-5	22-14 W
11/28/76	9-2 3-8	33-16 W	11/ 1/87	3-3 3-3	19-14 W	9/20/98	0-2 0-2	6-44 L
9/25/77	1-0 0-1	20-12 W	11/ 6/88	4-5 5-3-1	38-14 W	11/15/98	1-8 6-3	24-23 W
11/20/77	8-1 2-7	33-12 W	12/10/88	8-6 6-7-1	16-34 L	10/17/99	2-2 1-3	16-13 W
10/15/78	2-4 3-3	10-33 L	10/ 1/89	1-2 1-2	17-10 W	11/28/99	8-2 4-6	13-6 W
12/ 3/78	5-8 7-6	16-24 L	11/19/89	4-6 2-8	27-10 W	11/12/00	6-3 6-3	23-15 W
10/ 7/79	0-5 2-3	10-8 W	11/18/90	3-6 4-6	17-14 W	12/ 3/00	7-5 8-4	17-27 L
12/ 2/79	4-9 5-8	17-30 L	12/16/90	5-8 4-9	29-21 W			

**Sweeps:** Colts (13): 1970,71,75,77,80,87,89,90,92,95,96,99  
**Splits (11):** 1974,79,83,84,88,91,93,94,97,98,00  
**STADIUMS:** Memorial 7-6      Hoosier/RCA 11-6      Shea 8-6      Giants 11-6      Orange Bowl 0-1

**COLTS vs. OAKLAND**

Record: 3-7

Home: 1-4

Away: 2-3

Points-Allowed: 221-262

Home: 130-157

Away: 91-105

Colts Longest Series Streaks: Won 2, Lost 4

DATE	RECORDS COLTS OP	RESULTS	DATE	RECORDS COLTS OP	RESULTS	DATE	RECORDS COLTS OP	RESULTS
1/ 3/71	12-21 9-4-2	27-17 W	12/24/77	10-4 11-3	31-37 L*	9/15/91	0-2 1-1	0-16 L
11/28/71	7-3 7-1-2	37-14 W	11/25/84	4-8 8-4	7-21 L	10/22/95	4-2 5-2	17-30 L
10/28/73	2-4 3-2-1	21-34 L	12/21/86	2-13 8-7	30-24 W	9/10/00	1-0 1-0	31-38 L
9/28/75	1-0 1-0	20-31 L						

**STADIUMS:** Memorial 1-3      Hoosier/RCA 0-1      Oakland/Alameda County 1-1      LA Memorial Coliseum 1-2  
**RAIDERS:** Los Angeles 1982-94

**COLTS vs. PHILADELPHIA**

Record: 9-6

Home: 4-2

Away: 4-4

Neutral: 1-0

Points-Allowed: 340-311

Home: 148-101

Away: 172-196

Colts Longest Series Streaks: Won 5, Lost 3

DATE	RECORDS COLTS OP	RESULTS	DATE	RECORDS COLTS OP	RESULTS	DATE	RECORDS COLTS OP	RESULTS
11/15/53	3-4 4-2-1	14-45 L	9/29/74	0-2 1-1	10-30 L	9/30/90	0-3 1-2	24-23 W
11/21/65	8-1 3-6	34-24 W	10/ 1/78	1-3 2-2	14-17 L	12/19/93	4-9 5-8	10-20 L
1/ 8/67	9-5 9-5	20-14 W	11/15/81	1-9 8-2	13-38 L	12/ 5/96	7-6 8-5	37-10 W
9/24/67	1-0 1-0	38-6 W	10/30/83	4-4 4-4	22-21 W	11/21/99	7-2 3-7	44-17 W
10/13/69	1-2 1-2	24-20 W	10/14/84	2-4 2-4	7-16 L			
12/ 6/70	8-2-1 2-8-1	29-10 W						

**STADIUMS:** Memorial 3-1      Hoosier/RCA 1-1      Connie Mack 0-1      Franklin Field 1-0      Veterans 3-3      Orange Bowl 1-0

**COLTS vs. PITTSBURGH**

Record: 4-16  
Home: 142-182

Home: 3-5  
Away: 174-330

Away: 1-11  
Colts Longest Series Streaks: Won 2, Lost 8

Points-Allowed: 316-512

DATE	RECORDS		RESULTS	DATE	RECORDS		RESULTS	DATE	RECORDS		RESULTS
	COLTS	OP			COLTS	OP			COLTS	OP	
11/ 3/57	3-2	3-2	13:19 L	12/ 9/78	5-9	12-2	13:35 L	10/ 6/91	0-5	2-2	3:21 L
9/29/68	2-0	0-2	41- 7 W	9/23/79	0-3	3-0	13:17 L	11/22/92	4-6	7-3	14:30 L
10/31/71	4-2	3-3	34:21 W	9/14/80	1-0	1-0	17:20 L	9/18/94	1-1	1-1	21:31 L
9/15/74	0-0	0-0	0:30 L	11/13/83	6-4	8-2	13:24 L	1/14/96	11-7	12-5	16:20 L
12/27/75	10-4	12-2	10:28 L	10/21/84	2-5	4-3	17:16 W	12/29/96	9-7	10-6	14:42 L
12/19/76	11-3	10-4	14:40 L	9/ 8/85	0-0	0-0	3:45 L	10/12/97	0-5	3-2	22:24 L
10/30/77	5-1	4-2	31:21 W	10/18/87	2-2	2-2	7:21 L				

**STADIUMS:** Memorial 2-4 Hoosier/RCA 1-1 Pitt 1-0 Three Rivers 0-11

**COLTS vs. ST. LOUIS RAMS**

Record: 21-16-2  
Home: 493-416

Home: 13-5-2  
Away: 331-420

Away: 8-11  
Colts Longest Series Streaks: Won 6, Lost 3

Points-Allowed: 824-836

DATE	RECORDS		RESULTS	DATE	RECORDS		RESULTS	DATE	RECORDS		RESULTS
	COLTS	OP			COLTS	OP			COLTS	OP	
11/22/53	3-5	5-2-1	13:21 L	12/12/59	8-3	2-9	45:26 W	10/30/66	4-2	4-3	17- 3 W
12/ 5/53	3-7	6-3-1	2:45 L	10/16/60	2-1	0-3	31:17 W	11/27/66	7-3	6-5	7:23 L
9/26/54	0-0	0-0	0:48 L	12/11/60	6-4	3-6-1	3-10 L	10/15/67	4-0	3-1	24:24 T
12/ 4/54	2-8	5-4-1	22:21 W	9/17/61	0-0	0-0	27:24 W	12/17/67	11-0-2	10-1-2	10:34 L
11/20/55	4-4	5-3	17:17 T	12/ 9/61	7-5	3-9	17:34 L	10/27/68	5-1	6-0	27:10 W
12/ 4/55	5-4-1	6-3-1	14:20 L	9/16/62	0-0	0-0	30:27 W	12/15/68	12-1	10-2-1	28:24 W
11/25/56	3-4	2-6	56:21 W	11/11/62	4-4	1-7	14- 2 W	9/21/69	0-0	0-0	20:27 L
12/ 9/56	4-5	2-8	7:31 L	11/24/63	5-5	3-7	16:17 L	12/21/69	7-5-1	11-2	13- 7 W
12/ 1/57	6-3	4-5	31:14 W	12/15/63	7-6	5-8	19:16 W	11/ 8/71	5-2	4-2-1	24:17 W
12/15/57	7-4	5-6	21:37 L	10/ 4/64	2-1	2-0-1	35:20 W	10/ 5/75	1-1	1-1	13:24 L
11/23/58	7-1	5-3	34- 7 W	11/22/64	9-1	5-4-1	24- 7 W	9/21/86	0-2	2-0	7:24 L
12/ 6/58	9-1	6-4	28:30 L	10/24/65	4-1	1-4	35:20 W	9/17/89	0-1	1-0	17:31 L
11/29/59	6-3	2-7	35:21 W	12/18/65	9-3-1	4-9	20:17 W	10/ 1/95	1-2	4-0	21-18 W

**Sweeps:** Colts (4): 1959,62,65,68 Rams (2): 1953,64  
**Splits (9):** 1954,56-58,60,61,63,66,69  
**STADIUMS:** Memorial 12-4-2 Hoosier/RCA 1-1 LA Memorial Coliseum 8-10 Anaheim 0-1  
**RAMS:** Los Angeles 1953-94

**COLTS vs. SAN DIEGO**

Record: 8-12  
Home: 144-273

Home: 2-9  
Away: 196-186

Away: 6-3  
Colts Longest Series Streaks: Won 3, Lost 5

Points-Allowed: 340-459

DATE	RECORDS		RESULTS	DATE	RECORDS		RESULTS	DATE	RECORDS		RESULTS
	COLTS	OP			COLTS	OP			COLTS	OP	
9/20/70	0-0	0-0	16:14 W	11/ 8/87	4-3	6-1	13:16 L	12/17/95	8-6	7-7	24:27 L
10/ 8/72	1- 2	1- 1-1	20:23 L	12/20/87	7-6	8-5	20- 7 W	12/31/95	9-7	9-7	35:20 W
11/ 7/76	7- 1	4- 4	37:21 W	10/23/88	2-5	2-5	16- 0 W	11/ 3/96	5-3	4-4	19:26 L
10/18/81	1- 5	4- 2	14:43 L	11/26/89	5-6	4-7	10- 6 W	10/26/97	0-7	3-4	19:35 L
12/26/82	0- 6-1	5- 2	26:44 L	10/18/92	3-2	1-4	14:34 L	10/ 4/98	0-4	2-2	17:12 W
11/ 4/84	3- 6	4- 5	10:38 L	11/ 1/92	4-3	3-4	0:26 L	9/26/99	1-1	1-0	27:19 W
11/30/86	0-12	2-10	3-17 L	11/29/93	3-7	4-6	0:31 L				

**Sweeps:** Chargers (1): 1992  
**Splits (1):** 1987  
**STADIUMS:** Memorial 0-2 Hoosier/RCA 2-7 Jack Murphy/Qualcomm 6-3

**COLTS vs. SAN FRANCISCO**

Record: 22-17  
Home: 494-351

Home: 13-6  
Away: 429-428

Away: 9-11  
Colts Longest Series Streaks: Won 13, Lost 5

Points-Allowed: 923-779

DATE	RECORDS		RESULTS	DATE	RECORDS		RESULTS	DATE	RECORDS		RESULTS
	COLTS	OP			COLTS	OP			COLTS	OP	
11/29/53	3-6	6-3	21:38 L	12/ 5/59	7-3	7-3	34:14 W	9/25/66	1-1	0-0-1	36:14 W
12/13/53	3-8	8-3	14:45 L	11/27/60	6-2	4-4	22:30 L	12/18/66	8-5	6-5-2	30:14 W
11/28/54	1-8	5-3-1	17:13 W	12/18/60	6-5	6-5	10:34 L	10/ 1/67	2-0	2-0	41- 7 W
12/11/54	3-8	6-4-1	7:10 L	12/ 3/61	6-5	6-4-1	20:17 W	11/26/67	8-0-2	5-5	26- 9 W
11/27/55	4-4-1	3-6	26:14 W	12/16/61	7-6	7-5-1	27:24 W	9/15/68	0-0	0-0	27:10 W
12/11/55	5-5-1	3-8	24:35 L	10/ 7/62	2-1	1-2	13:21 L	10/13/68	4-0	2-2	42:14 W
12/ 2/56	4-4	2-6-1	17:20 L	11/ 4/62	3-4	3-4	22- 3 W	10/26/69	3-2	0-4-1	21:24 L
12/16/56	4-6	4-6-1	17:30 L	9/22/63	0-1	0-1	20:14 W	11/16/69	5-3	1-6-1	17:20 L
11/24/57	5-3	5-3	27:21 W	10/13/63	1-3	0-4	20- 3 W	11/12/72	2-6	3-4-1	21:24 L
12/ 8/57	7-3	6-4	13:17 L	11/ 1/64	6-1	2-5	37- 7 W	10/ 5/86	0-4	3-1	14:35 L
11/30/58	8-1	4-5	35:27 W	11/29/64	10-1	3-8	14- 3 W	9/10/89	0-0	0-0	24:30 L
12/14/58	9-2	5-6	12:21 L	10/ 3/65	1-1	2-0	27:24 W	10/15/95	3-2	4-1	18:17 W
11/22/59	5-3	6-2	45:14 W	10/31/65	5-1	3-3	34:28 W	10/18/98	1-5	4-1	31:34 L

**Sweeps:** Colts (8): 1959,61,63-68 49ers (4): 1953,56,60,69  
**Splits (5):** 1954,55,57,58,62  
**STADIUMS:** Memorial 12-5 Hoosier/RCA 1-1 Kezar 9-8 Candlestick Park/3COM 0-3

**COLTS vs. SEATTLE**  
Points-Allowed: 160-215

Record: 5-3  
Home: 20-46

Home: 1-1  
Away: 140-129

Away: 4-2  
Colts Longest Series Streaks: Won 2, Lost 2

DATE	RECORDS		RESULTS	DATE	RECORDS		RESULTS	DATE	RECORDS		RESULTS
	COLTS	OP			COLTS	OP			COLTS	OP	
9/18/77	0-0	0-0	29-14 W	12/ 4/94	5-7	5-7	31-19 W	12/20/98	3-11	7-7	23-27 L
11/27/78	4-6	5-5	17-14 W	10/ 2/94	1-3	3-1	17-15 W	10/15/00	3- 2	2-4	37-24 W
9/29/91	0-4	1-3	3-31 L	9/14/97	0-2	0-2	3-31 L				

**Sweeps:** Colts (1): 1994  
**STADIUMS:** Hoosier/RCA 1-1    Kingdome 3-2    Husky Stadium 1-0

**COLTS vs. TAMPA BAY**  
Points-Allowed: 223-192

Record: 5-4  
Home: 155-114

Home: 3-2  
Away: 68-78

Away: 2-2  
Colts Longest Series Streaks: Won 3, Lost 2

DATE	RECORDS		RESULTS	DATE	RECORDS		RESULTS	DATE	RECORDS		RESULTS
	COLTS	OP			COLTS	OP			COLTS	OP	
10/ 3/76	2- 1	0- 3	42-17 W	12/27/87	8- 6	4-10	24- 6 W	10/ 4/92	1-2	3-1	24-14 W
9/ 9/79	0- 1	1- 0	26-29 L*	10/16/88	1- 5	2- 4	35-31 W	9/11/94	1-0	0-1	10-24 L
12/15/85	3-11	2-12	31-23 W	12/22/91	1-14	2-13	3-17 L	11/ 2/97	0-8	5-3	28-31 L

**STADIUMS:** Memorial 1-1    Hoosier/RCA 2-1    Tampa 2-2

**COLTS vs. TENNESSEE**  
Points-Allowed: 373-320

Record: 7-8  
Home: 271-203

Home: 5-5  
Away: 102-117

Away: 2-3  
Colts Longest Series Streaks: Won 3, Lost 3

DATE	RECORDS		RESULTS	DATE	RECORDS		RESULTS	DATE	RECORDS		RESULTS
	COLTS	OP			COLTS	OP			COLTS	OP	
10/11/70	2-1	2-1	24-20 W	12/18/83	6- 9	2-13	20-10 W	9/ 4/88	0-0	0-0	14-17 L*
11/ 4/73	2-5	0-7	27-31 L	9/ 9/84	0- 1	0- 1	35-21 W	9/23/90	0-2	0-2	10-24 L
11/ 1/76	6-1	4-3	38-14 W	12/22/85	4-11	5-10	34-16 W	9/13/92	1-0	0-1	10-20 L
10/14/79	1-5	4-2	16-28 L	11/23/86	0-11	2- 9	17-31 L	9/ 4/94	0-0	0-0	45-21 W
9/21/80	1-1	1-1	16-21 L	11/29/87	5- 5	6- 4	51-27 W	1/16/00	13-3	14-3	16-19 L

**STADIUMS:** Memorial 2-2    Hoosier/RCA 3-3    Astrodome 2-3  
**OILERS:** Houston 1960-96  
**TITANS:** 1999

**COLTS vs. WASHINGTON**  
Points-Allowed: 647-503

Record: 17-9  
Home: 395-268

Home: 12-3  
Away: 252-235

Away: 5-6  
Colts Longest Series Streaks: Won 9, Lost 3

DATE	RECORDS		RESULTS	DATE	RECORDS		RESULTS	DATE	RECORDS		RESULTS
	COLTS	OP			COLTS	OP			COLTS	OP	
10/25/53	2-2	2-1	27-17 W	12/ 8/62	5-7	5-5-2	34-21 W	11/ 6/78	3- 6	7-2	21-17 W
10/31/54	1-4	0-5	21-24 L	12/ 1/63	5-6	3-8	36-20 W	12/13/81	1-13	6-8	14-38 L
10/23/55	3-1	2-2	13-14 L	12/13/64	11-2	6-7	45-17 W	10/ 7/84	2-13	3-2	7-35 L
12/23/56	4-7	6-5	19-17 W	10/17/65	3-1	0-4	38- 7 W	12/22/90	6- 8	9-5	35-28 W
11/10/57	3-3	2-4	21-17 W	11/ 6/66	5-2	5-3	37-10 W	11/ 7/93	3- 4	1-6	24-30 L
10/26/58	4-0	2-2	35-10 W	10/29/67	4-0-2	2-2-2	17-13 W	10/23/94	3- 4	1-6	27-41 L
11/ 8/59	4-2	2-4	24-27 L	11/ 2/69	3-3	4-1-1	41-17 W	10/27/96	5- 2	6-1	16-31 L
9/25/60	0-0	0-0	20- 0 W	11/18/73	2-7	6-3	14-22 L	12/19/99	11- 2	8-5	24-21 W
11/26/61	5-5	0-9-1	27- 6 W	11/ 7/77	6-1	4-3	10- 3 W				

**STADIUMS:** Memorial 10-1    Hoosier/RCA 2-2    Griffith 1-2    D.C./RFK 4-4



**Colts President Bill Polian earned a record-tying fifth NFL Executive of the Year award by *The Sporting News* following the club's 13-3 record in 1999.**

# COLTS ALL-TIME RECORDS IN STADIUMS

OPPONENT	MEMORIAL STADIUM	HOOSIER/RCA DOME	ROAD SITES	TOTAL					
Arizona	3-3-0	2-1	Busch Memorial Stadium	1-1-0	Sun Devil Stadium	0-1	Georgia Dome	0-1	6-6-0
Atlanta	3-0-0	1-0	Grant Field	1-0-0	Fulton County Stadium	5-0			10-1-0
Baltimore	0-0-0	1-0	Roven's Stadium @ Camden Yord	0-1-0	Rich Stadium	8-20			1-1-0
Buffalo	5-7-1	10-7	War Memorial	3-0-0					26-34-1
Carolina	0-0-0	0-1	Clemson Memorial Stadium	0-1-0	Soldier Field	1-2			0-2-0
Chicago	11-6-0	0-2	Wrigley Field	9-7-0					21-17-0
Cincinnati	3-3-0	2-3	Riverfront/Cenegy	7-2-0	Cleveland Browns Stadium	1-3	*Orange Bowl		12-8-0
Cleveland	1-5-0	3-3	Municipal/Cleveland Stadium	5-7-0	Texas Stadium				10-15-0
Dallas	1-2-0	1-1	Cotton Bowl	1-1-0					6-7-0
Denver	1-2-0	1-2	Miller High Stadium	0-5-0	Silverdome	1-1			2-9-0
Detroit	8-8-1	2-1	Briggs/Tiger Stadium	7-8-1	Lambeau Field	3-6	County Stadium	5-5	18-18-2
Green Bay	9-8-1	2-0	Green Bay City Field	0-1-0					19-20-1
Jacksonville	0-0-0	1-0	Municipal/Alibel	1-0-0					2-0-0
Kansas City	1-3-0	2-0	Arrowhead Stadium	5-3-0	Joe Robbie/Pro Player	6-9			8-6-0
Miami	6-8-0	6-11	Orange Bowl	3-15-0	HHT Metrodome	0-3			21-43-0
Minnesota	8-0-0	1-0	Metropolitan Stadium	4-4-1	Schoeller/Sullivan/Foxboro	9-20			13-7-1
New England	8-6-0	6-11	Harvard Stadium	1-0-0	Louisiana Superdome	0-2			24-37-0
New Orleans	2-0-0	0-2	Tulane Stadium	1-0-0	Yankee Stadium	3-1	Shea Stadium	1-0	3-4-0
New York Giants	2-1-0	0-1	Polo Grounds	0-1-0	Giants Stadium	11-6	*Orange Bowl	0-1	8-5-0
New York Jets	7-6-0	11-6	Shea Stadium	8-6-0	LA Memorial Coliseum	1-2			37-25-0
Oakland Raiders	1-3-0	0-1	Oak./Alameda Cty. Coliseum	1-1-0	Franklin Field	1-0			3-7-0
Philadelphia	3-1-0	1-1	Comme Mck Stadium	1-1-0	Three Rivers Stadium	0-11	Veterans Stadium	3-3	9-6-0
Pittsburgh	2-4-0	1-1	Pitt Stadium	1-0-0	Anaheim Stadium	0-1			4-16-0
St. Louis Rams	12-4-2	1-1	LA Memorial Coliseum	8-10-0	Candlestick Park/3Com	0-3			21-16-2
San Diego	0-2-0	2-7	Jack Murphy/Qualcomm	6-3-0	Husky Stadium	1-0			8-12-0
San Francisco	12-5-0	1-1	Kerzar Stadium	9-8-0					22-17-0
Seattle	0-0-0	1-1	Kingdome	3-2-0					5-3-0
Tampa Bay	1-1-0	2-1	Tampa/Houlthorn's	2-2-0					5-4-0
Tennessee	2-2-0	3-3	Astrodome	2-3-0					7-8-0
Washington	10-1-0	2-2	Griffith Stadium	1-2-0	D.C. Stadium	3-0	RFK Stadium	1-4	17-9-0

## TOTAL:

Memorial Stadium  
Hoosier/RCA Dome  
HOME WON/LOSS/TIED  
Opposing Sites  
Neural Fields

## RECORDS

## POINTS (COLTS-OPPONENTS)

122-91-5  
66-71-0  
188-162-5  
157-200-2  
3-1-0

5,071-4,347  
2,694-2,829  
7,765-7,176  
6,757-7,820  
78-46

348-363-7  
14,600-15,042

\*Neural Fields (2 Super Bowls; 2 Playoff Bowls; 2 Orange Bowl)

# NFL PRESEASON SCHEDULE

(All Times Local Except American Bowl Games, Which Are ET)

## FRIDAY, AUGUST 3

PITTSBURGH at ATLANTA 7:30

## SATURDAY, AUGUST 4

DALLAS at OAKLAND 6:00  
CINCINNATI at CHICAGO 7:00

## MONDAY, AUGUST 6

ST. LOUIS at MIAMI (Hall of Fame Game) 8:00

## FIRST WEEK

(OPEN DATE: PITTSBURGH)

### FRIDAY, AUGUST 10

CAROLINA at JACKSONVILLE 7:30  
CINCINNATI at DETROIT 7:30  
NEW YORK GIANTS at NEW ENGLAND 8:00

### SATURDAY, AUGUST 11

**SEATTLE at COLTS** 7:00  
ATLANTA at N.Y. JETS 8:00  
CHICAGO at TENNESSEE 7:00  
GREEN BAY at CLEVELAND 8:00  
MINNESOTA at NEW ORLEANS (San Antonio, TX) 7:00  
OAKLAND at ARIZONA 8:00  
DENVER at DALLAS 8:00  
SAN FRANCISCO at SAN DIEGO 7:30

### SUNDAY, AUGUST 12

ST. LOUIS at BUFFALO 7:30  
WASHINGTON at KANSAS CITY 7:30

### MONDAY, AUGUST 13

MIAMI at TAMPA BAY 8:00  
BALTIMORE at PHILADELPHIA 7:30

## SECOND WEEK

(OPEN DATE: CINCINNATI)

### THURSDAY, AUGUST 16

JACKSONVILLE at NEW YORK GIANTS 8:00  
PITTSBURGH at MINNESOTA 7:00

### FRIDAY, AUGUST 17

ATLANTA at WASHINGTON 8:00  
TENNESSEE at ST. LOUIS 7:00

### SATURDAY, AUGUST 18

**DETROIT at COLTS** 7:00  
ARIZONA at SEATTLE 6:30  
BALTIMORE at NEW YORK JETS 8:00  
CHICAGO at KANSAS CITY 7:30  
NEW ENGLAND at CAROLINA 7:30  
PHILADELPHIA at BUFFALO 7:30  
SAN DIEGO at MIAMI 7:00  
TAMPA BAY at CLEVELAND 8:00  
DALLAS at NEW ORLEANS 7:00

### SUNDAY, AUGUST 19

OAKLAND at SAN FRANCISCO 4:00

### MONDAY, AUGUST 20

DENVER at GREEN BAY 7:00

## THIRD WEEK

(OPEN DATE: ATLANTA)

### THURSDAY, AUGUST 23

CAROLINA at BALTIMORE 7:30  
KANSAS CITY at JACKSONVILLE 7:30  
PHILADELPHIA at TENNESSEE 7:00

### FRIDAY, AUGUST 24

**COLTS vs. MINNESOTA** 7:00  
CLEVELAND at WASHINGTON 8:00

### SATURDAY, AUGUST 25

ARIZONA at CHICAGO 7:00  
BUFFALO at CINCINNATI 7:30  
DETROIT at PITTSBURGH 1:00  
NEW ENGLAND at TAMPA BAY 7:30  
NEW YORK JETS at NEW YORK GIANTS 8:00  
ST. LOUIS at SAN DIEGO 7:00  
SEATTLE at SAN FRANCISCO 6:00  
MIAMI at GREEN BAY 7:00  
NEW ORLEANS at DENVER 7:00

### MONDAY, AUGUST 27

OAKLAND at DALLAS (Mexico City, Mexico) 7:00

## FOURTH WEEK

(OPEN DATE: CHICAGO)

### THURSDAY, AUGUST 30

**COLTS vs. CINCINNATI** 7:30  
BUFFALO at PITTSBURGH 7:30  
JACKSONVILLE at DALLAS 7:30  
NEW YORK JETS at PHILADELPHIA 7:30  
TENNESSEE at DETROIT 7:30  
WASHINGTON at NEW ENGLAND 8:00

### FRIDAY, AUGUST 31

CLEVELAND at CAROLINA 8:00  
GREEN BAY at OAKLAND 6:00  
KANSAS CITY at ST. LOUIS 7:00  
MINNESOTA at MIAMI 7:00  
NEW YORK GIANTS at BALTIMORE 12:00  
SAN DIEGO at ARIZONA 7:00  
SAN FRANCISCO at DENVER 7:00  
TAMPA BAY at ATLANTA 7:30

### SATURDAY, SEPTEMBER 1

NEW ORLEANS at SEATTLE 1:00



**NFL SCHEDULE**

(All Times Local)

**SUNDAY, SEPTEMBER 9**

(First Weekend)

(OPEN DATE: ARIZONA)

	FOX
<b>COLTS at N.Y. JETS</b>	<b>1:00</b>
ATLANTA at S.F.	1:15
CAROLINA at MINNESOTA	12:00
CHICAGO at BALTIMORE	1:00
DETROIT at GREEN BAY	12:00
NEW ENGLAND at CINCINNATI	1:00
NEW ORLEANS at BUFFALO	1:00
OAKLAND at KANSAS CITY	12:00
PITTSBURGH at JACKSONVILLE	1:00
ST. LOUIS at PHILADELPHIA	4:15
SEATTLE at CLEVELAND	1:00
TAMPA BAY at DALLAS	12:00
WASHINGTON at SAN DIEGO	1:15
MIAMI at TENNESSEE	7:30

**MONDAY, SEPTEMBER 10**

N.Y. GIANTS at DENVER	7:00
-----------------------	------

**SUNDAY, SEPTEMBER 16**

(Second Weekend)

(OPEN DATE: SAN DIEGO)

	CBS
<b>DENVER at COLTS</b>	<b>12:00</b>
ARIZONA at WASHINGTON	1:00
ATLANTA at ST. LOUIS	3:05
BUFFALO at MIAMI	1:00
CINCINNATI at TENNESSEE	12:00
DALLAS at DETROIT	1:00
GREEN BAY at N.Y. GIANTS	1:00
JACKSONVILLE at CHICAGO	3:15
KANSAS CITY at SEATTLE	1:15
NEW ENGLAND at CAROLINA	1:00
N.Y. JETS at OAKLAND	1:15
PHILADELPHIA at TAMPA BAY	1:00
S.F. at NEW ORLEANS	12:00
CLEVELAND at PITTSBURGH	8:30

**MONDAY, SEPTEMBER 17**

MINNESOTA at BALTIMORE	9:00
------------------------	------

**SUNDAY, SEPTEMBER 23**

(Third Weekend)

(OPEN DATES: NEW ORLEANS, PITTSBURGH, TAMPA BAY)

	FOX
<b>BUFFALO at COLTS</b>	<b>12:00</b>
BALTIMORE at CINCINNATI	1:00
CAROLINA at ATLANTA	1:00
DETROIT at CLEVELAND	1:00
MINNESOTA at CHICAGO	12:00
N.Y. GIANTS at KANSAS CITY	12:00
N.Y. JETS at NEW ENGLAND	4:05
OAKLAND at MIAMI	1:00
PHILADELPHIA at SEATTLE	1:15
ST. LOUIS at S.F.	1:15
SAN DIEGO at DALLAS	12:00
TENNESSEE at JACKSONVILLE	1:00
DENVER at ARIZONA	5:30

**MONDAY, SEPTEMBER 24**

WASHINGTON at GREEN BAY	8:00
-------------------------	------

**SUNDAY, SEPTEMBER 30**

(Fourth Weekend)

(OPEN DATES: CHICAGO, DETROIT, TENNESSEE)

	CBS
<b>COLTS at NEW ENGLAND</b>	<b>1:00</b>
ATLANTA at ARIZONA	1:05
BALTIMORE at DENVER	2:15
CINCINNATI at SAN DIEGO	1:15
CLEVELAND at JACKSONVILLE	4:15
GREEN BAY at CAROLINA	1:00
KANSAS CITY at WASHINGTON	1:00
MIAMI at ST. LOUIS	12:00
NEW ORLEANS at N.Y. GIANTS	1:00
PITTSBURGH at BUFFALO	1:00
SEATTLE at OAKLAND	1:15
TAMPA BAY at MINNESOTA	12:00
DALLAS at PHILADELPHIA	8:30

**MONDAY, OCTOBER 1**

S.F. at N.Y. JETS	9:00
-------------------	------

**SUNDAY, OCTOBER 7**

(Fifth Weekend)

(OPEN DATES: DALLAS, COLTS, OAKLAND)

	FOX
ARIZONA at PHILADELPHIA	1:00
CHICAGO at ATLANTA	1:00
CINCINNATI at PITTSBURGH	1:00
GREEN BAY at TAMPA BAY	4:15
JACKSONVILLE at SEATTLE	1:05
KANSAS CITY at DENVER	2:05
MINNESOTA at NEW ORLEANS	12:00
NEW ENGLAND at MIAMI	1:00
N.Y. JETS at BUFFALO	4:05
SAN DIEGO at CLEVELAND	1:00
TENNESSEE at BALTIMORE	1:00
WASHINGTON at N.Y. GIANTS	1:00
CAROLINA at S.F.	5:30

**MONDAY, OCTOBER 8**

ST. LOUIS at DETROIT	9:00
----------------------	------

**SUNDAY, OCTOBER 14**

(Sixth Weekend)

(OPEN DATES: BUFFALO, JACKSONVILLE, PHILADELPHIA)

	CBS
<b>OAKLAND at COLTS</b>	<b>7:30</b>
ARIZONA at CHICAGO	12:00
BALTIMORE at GREEN BAY	12:00
CLEVELAND at CINCINNATI	1:00
DENVER at SEATTLE	1:15
DETROIT at MINNESOTA	12:00
MIAMI at N.Y. JETS	4:15
NEW ORLEANS at CAROLINA	1:00
N.Y. GIANTS at ST. LOUIS	12:00
PITTSBURGH at KANSAS CITY	12:00
SAN DIEGO at NEW ENGLAND	1:00
S.F. at ATLANTA	1:00
TAMPA BAY at TENNESSEE	12:00

**MONDAY, OCTOBER 15**

WASHINGTON at DALLAS	8:00
----------------------	------

**THURSDAY, OCTOBER 18**

(Seventh Weekend)

(OPEN DATES: MIAMI, SAN FRANCISCO, SEATTLE)

BUFFALO at JACKSONVILLE	8:30
-------------------------	------

**SUNDAY, OCTOBER 21**

	CBS
<b>NEW ENGLAND at COLTS</b>	<b>12:00</b>
ATLANTA at NEW ORLEANS	12:00
BALTIMORE at CLEVELAND	1:00
CAROLINA at WASHINGTON	1:00
CHICAGO at CINCINNATI	1:00
DALLAS at OAKLAND	1:15
DENVER at SAN DIEGO	1:05
GREEN BAY at MINNESOTA	3:15
KANSAS CITY at ARIZONA	1:00
PITTSBURGH at TAMPA BAY	1:00
ST. LOUIS at N.Y. JETS	1:00
TENNESSEE at DETROIT	1:00

**MONDAY, OCTOBER 22**

PHILADELPHIA at N.Y. GIANTS	9:00
-----------------------------	------

**SUNDAY, OCTOBER 28**

(Eighth Weekend)

(OPEN DATES: ATLANTA, CLEVELAND, GREEN BAY)

	CBS
<b>COLTS at KANSAS CITY</b>	<b>12:00</b>
ARIZONA at DALLAS	3:05
BUFFALO at SAN DIEGO	1:15
CINCINNATI at DETROIT	1:00
JACKSONVILLE at BALTIMORE	1:00
MIAMI at SEATTLE	1:15
MINNESOTA at TAMPA BAY	1:00
NEW ENGLAND at DENVER	2:15
NEW ORLEANS at ST. LOUIS	12:00
N.Y. JETS at CAROLINA	1:00
OAKLAND at PHILADELPHIA	4:15
S.F. at CHICAGO	12:00
N.Y. GIANTS at WASHINGTON	8:30

**MONDAY, OCTOBER 29**

TENNESSEE at PITTSBURGH	9:00
-------------------------	------

**SUNDAY, NOVEMBER 4**

(Ninth Weekend)

(OPEN DATES: CINCINNATI, MINNESOTA, ST. LOUIS)

	CBS
<b>COLTS at BUFFALO</b>	<b>4:15</b>
BALTIMORE at PITTSBURGH	1:00
CAROLINA at MIAMI	1:00
CLEVELAND at CHICAGO	12:00
DALLAS at N.Y. GIANTS	1:00
DETROIT at S.F.	1:05
JACKSONVILLE at TENNESSEE	12:00
KANSAS CITY at SAN DIEGO	1:15
NEW ENGLAND at ATLANTA	1:00
PHILADELPHIA at ARIZONA	2:05
SEATTLE at WASHINGTON	4:15
TAMPA BAY at GREEN BAY	12:00
N.Y. JETS at NEW ORLEANS	7:30

**MONDAY, NOVEMBER 5**  
DENVER at OAKLAND 6:00

**SUNDAY, NOVEMBER 11**  
(Tenth Weekend)  
(OPEN DATE: WASHINGTON) FOX

**MIAMI at COLTS 1:00**  
BUFFALO at NEW ENGLAND 1:00  
CAROLINA at ST. LOUIS 12:00  
CINCINNATI at JACKSONVILLE 1:00  
DALLAS at ATLANTA 1:00  
GREEN BAY at CHICAGO 12:00  
KANSAS CITY at N.Y. JETS 1:00  
MINNESOTA at PHILADELPHIA 4:15  
NEW ORLEANS at S.F. 1:15  
N.Y. GIANTS at ARIZONA 2:15  
PITTSBURGH at CLEVELAND 1:00  
SAN DIEGO at DENVER 2:05  
TAMPA BAY at DETROIT 1:00  
OAKLAND at SEATTLE 5:30

**MONDAY, NOVEMBER 12**  
BALTIMORE at TENNESSEE 8:00

**SUNDAY, NOVEMBER 18**  
(Eleventh Weekend)  
(OPEN DATE: KANSAS CITY) FOX

**COLTS at NEW ORLEANS 12:00**  
ATLANTA at GREEN BAY 12:00  
CHICAGO at TAMPA BAY 1:00  
CLEVELAND at BALTIMORE 1:00  
DETROIT at ARIZONA 2:15  
JACKSONVILLE at PITTSBURGH 4:05  
N.Y. JETS at MIAMI 1:00  
PHILADELPHIA at DALLAS 12:00  
SAN DIEGO at OAKLAND 1:05  
S.F. at CAROLINA 1:00  
SEATTLE at BUFFALO 1:00  
TENNESSEE at CINCINNATI 1:00  
WASHINGTON at DENVER 2:15  
ST. LOUIS at NEW ENGLAND 8:30

**MONDAY, NOVEMBER 19**  
N.Y. GIANTS at MINNESOTA 8:00

**THURSDAY, NOVEMBER 22**  
(Twelfth Weekend)  
(OPEN DATE: N.Y. JETS) CBS

GREEN BAY at DETROIT 12:30  
DENVER at DALLAS 3:05

**SUNDAY, NOVEMBER 25**  
S.F. at COLTS 1:00

ARIZONA at SAN DIEGO 1:05  
ATLANTA at CAROLINA 1:00  
BALTIMORE at JACKSONVILLE 1:00  
CINCINNATI at CLEVELAND 1:00  
MIAMI at BUFFALO 1:00  
NEW ORLEANS at NEW ENGLAND 4:05  
OAKLAND at N.Y. GIANTS 4:15  
PITTSBURGH at TENNESSEE 12:00  
SEATTLE at KANSAS CITY 12:00  
WASHINGTON at PHILADELPHIA 1:00  
CHICAGO at MINNESOTA 7:30

**MONDAY, NOVEMBER 26**  
TAMPA BAY at ST. LOUIS 8:00

**THURSDAY, NOVEMBER 29**  
(Thirteenth Weekend)  
(OPEN DATE: N.Y. GIANTS) FOX

PHILADELPHIA at KANSAS CITY 7:30

**SUNDAY, DECEMBER 2**  
COLTS at BALTIMORE 1:00

ARIZONA at OAKLAND 1:15  
CAROLINA at NEW ORLEANS 12:00  
DALLAS at WASHINGTON 4:15  
DENVER at MIAMI 1:00  
DETROIT at CHICAGO 12:00  
MINNESOTA at PITTSBURGH 1:00  
NEW ENGLAND at N.Y. JETS 1:00  
ST. LOUIS at ATLANTA 1:00  
SAN DIEGO at SEATTLE 1:05  
TAMPA BAY at CINCINNATI 1:00  
TENNESSEE at CLEVELAND 1:00  
BUFFALO at S.F. 5:30

**MONDAY, DECEMBER 3**  
GREEN BAY at JACKSONVILLE 9:00

**SUNDAY, DECEMBER 9**  
(Fourteenth Weekend)  
(OPEN DATE: BALTIMORE) CBS

CAROLINA at BUFFALO 1:00  
CHICAGO at GREEN BAY 12:00  
CLEVELAND at NEW ENGLAND 1:00  
DETROIT at TAMPA BAY 1:00  
JACKSONVILLE at CINCINNATI 1:00  
KANSAS CITY at OAKLAND 1:15  
NEW ORLEANS at ATLANTA 1:00  
N.Y. GIANTS at DALLAS 12:00  
N.Y. JETS at PITTSBURGH 4:15  
SAN DIEGO at PHILADELPHIA 1:00  
S.F. at ST. LOUIS 12:00  
TENNESSEE at MINNESOTA 12:00  
WASHINGTON at ARIZONA 2:05  
SEATTLE at DENVER 6:30

**MONDAY, DECEMBER 10**  
COLTS at MIAMI 9:00

**SATURDAY, DECEMBER 15**  
(Fifteenth Weekend)  
(OPEN DATE: CAROLINA) FOX

ARIZONA at N.Y. GIANTS 12:30  
OAKLAND at SAN DIEGO 1:00

**SUNDAY, DECEMBER 16**  
ATLANTA at COLTS 1:00

CINCINNATI at N.Y. JETS 1:00  
DALLAS at SEATTLE 1:15  
DENVER at KANSAS CITY 12:00  
GREEN BAY at TENNESSEE 3:15  
JACKSONVILLE at CLEVELAND 1:00  
MIAMI at S.F. 1:05  
MINNESOTA at DETROIT 1:00  
NEW ENGLAND at BUFFALO 1:00  
PHILADELPHIA at WASHINGTON 1:00  
TAMPA BAY at CHICAGO 12:00  
PITTSBURGH at BALTIMORE 8:30

**MONDAY, DECEMBER 17**  
ST. LOUIS at NEW ORLEANS 8:00

**SATURDAY, DECEMBER 22**  
(Sixteenth Weekend)  
(OPEN DATE: DENVER) CBS

MIAMI at NEW ENGLAND 12:30  
PHILADELPHIA at S.F. 1:00  
TENNESSEE at OAKLAND 6:00

**SUNDAY, DECEMBER 23**  
N.Y. JETS at COLTS 8:30

BUFFALO at ATLANTA 1:00  
CHICAGO at WASHINGTON 1:00  
CINCINNATI at BALTIMORE 1:00  
CLEVELAND at GREEN BAY 12:00  
DALLAS at ARIZONA 2:05  
DETROIT at PITTSBURGH 1:00  
JACKSONVILLE at MINNESOTA 3:15  
NEW ORLEANS at TAMPA BAY 1:00  
ST. LOUIS at CAROLINA 1:00  
SAN DIEGO at KANSAS CITY 12:00  
SEATTLE at N.Y. GIANTS 1:00

**SATURDAY, DECEMBER 29**  
(Seventeenth Weekend)  
(OPEN DATE: NEW ENGLAND) CBS

BALTIMORE at TAMPA BAY 9:00

**SUNDAY, DECEMBER 30**  
COLTS at ST. LOUIS 12:00

ARIZONA at CAROLINA 1:00  
ATLANTA at MIAMI 1:00  
BUFFALO at N.Y. JETS 1:00  
CHICAGO at DETROIT 1:00  
CLEVELAND at TENNESSEE 12:00  
KANSAS CITY at JACKSONVILLE 1:00  
MINNESOTA at GREEN BAY 12:00  
N.Y. GIANTS at PHILADELPHIA 4:05  
OAKLAND at DENVER 2:15  
PITTSBURGH at CINCINNATI 1:00  
S.F. at DALLAS 12:00  
SEATTLE at SAN DIEGO 1:15  
WASHINGTON at NEW ORLEANS 7:30

**COLTS**  
PRO SHOP



**COLTS** PRO  
SHOP

# 3 easy ways to shop

## on site

Visit the Colts Pro Shop across from the RCA Dome in Circle Centre Mall on the first floor in the Nordstrom block. Call 317-639-2857 for store hours.

## online

The same great selection of Colts merchandise but with the convenience of secure, online ordering.



Check out the 2001 season Sideline Apparel by Reebok, including the new ladies' line!



## on the phone

Browse through the catalog and order at your leisure,—24 hours a day. Call 1-877-GO-COLTS to get your Colts catalog.



**Bank  
like the  
home team.**



**BANK 'TIL YOU'RE  
BLUE IN THE FACE!**



Official Colts Check Card.

Union Federal is the Official Bank of the Indianapolis Colts and the **ONLY** place where you can get the Official Colts Checking Package. So stop by any of Union Federal's convenient central Indiana branch locations today... and start banking where your home team banks.



**Official Bank of the Indianapolis Colts.**  
FDIC Insured.