


\$5.00

# COLTS™

**1994  
OFFICIAL  
MEDIA  
GUIDE**









**INDIANAPOLIS COLTS  
1994 SEASON SCHEDULE**

Date	Opponent	Time
<b>PRESEASON</b>		
Friday, August 5	SEATTLE SEAHAWKS	7:30 p.m.
Saturday, August 13	at Cincinnati Bengals	6:30 p.m.
Saturday, August 20	at Pittsburgh Steelers	5:00 p.m.
Thursday, August 25	CLEVELAND BROWNS	7:30 p.m.
<b>REGULAR SEASON</b>		
Sunday, September 4	HOUSTON OILERS	12:00 p.m.
Sunday, September 11	at Tampa Bay Buccaneers	12:00 p.m.
Sunday, September 18	at Pittsburgh Steelers	12:00 p.m.
Sunday, September 25	CLEVELAND BROWNS	12:00 p.m.
Sunday, October 2	SEATTLE SEAHAWKS	12:00 p.m.
Sunday, October 9	at New York Jets	12:00 p.m.
Sunday, October 16	at Buffalo Bills	12:00 p.m.
Sunday, October 23	WASHINGTON REDSKINS	12:00 p.m.
Sunday, October 30	NEW YORK JETS	4:00 p.m.
Sunday, November 6	at Miami Dolphins	1:00 p.m.
Sunday, November 13	BYE	
Sunday, November 20	at Cincinnati Bengals	1:00 p.m.
Sunday, November 27	NEW ENGLAND PATRIOTS	8:00 p.m.
Sunday, December 4	at Seattle Seahawks	4:00 p.m.
Sunday, December 11	at New England Patriots	1:00 p.m.
Sunday, December 18	MIAMI DOLPHINS	1:00 p.m.
Saturday, December 24	BUFFALO BILLS	1:00 p.m.

**HOME GAMES**

All Times Local to Indianapolis

**INDEX**

Alumni . . . . .	116-120	Records:	
Biographies:		Attendance . . . . .	127
Assistant Coaches . . . . .	7-12	Career . . . . .	134-135
Chernoff, Michael . . . . .	4	Individual . . . . .	127-131
Draft Choices . . . . .	66-70	Seasonal . . . . .	136-137
Irsay, Jim . . . . .	4	Team . . . . .	131-134
Irsay, Robert . . . . .	3	Results:	
Marchibroda, Ted . . . . .	6	Preseason . . . . .	147-148
Scouts . . . . .	14-16	Regular Season . . . . .	149-189
Terpening, Bob . . . . .	13	Review of 1993:	
Tobin, Bill . . . . .	5	Game Summaries . . . . .	73-87
Trainers . . . . .	13-14	Statistics:	
Veteran Players . . . . .	17-62	Individual . . . . .	88-89, 92-94
Building the Colts . . . . .	72	Team . . . . .	90-91
Championship Games/		Roster . . . . .	Insert
Teams . . . . .	109-115	Schedule:	
Colts Lasts . . . . .	145-146	Colts . . . . .	1
Draft History . . . . .	121-127	NFL . . . . .	193-195
Hall of Fame Colts . . . . .	102-106	Series Records . . . . .	190-192
History of the Colts . . . . .	95-101	Top Single-Game Performances:	
Honors:		Colts . . . . .	137-139
All-Pro . . . . .	107	Opponents . . . . .	144
Pro Bowl . . . . .	108	Travel Headquarters . . . . .	63
League Contacts . . . . .	71	Year-by-Year Leaders . . . . .	140-144
Longest in Colts History . . . . .	145		

The Colts' logo and the name Indianapolis Colts are trademarks of the Indianapolis Colts, Inc.



# DIRECTORY

## INDIANAPOLIS COLTS ADMINISTRATION

### FRONT OFFICE

Robert Irsay	President and Treasurer
James Irsay	Vice President and General Manager
Bill Tobin	Vice President and Director of Football Operations
Michael G. Chernoff	Vice President and General Counsel
Bob Terpening	Assistant General Manager
Kurt Humphrey	Controller
Pete Ward	Director of Operations
Craig Kelley	Director of Public Relations
Larry Hall	Ticket Manager
Rene Longoria	Director of Sales
Todd Stewart	Assistant Director of Public Relations
David Filar	Purchasing Administrator
Jon Scott	Equipment Manager
Mike Mays	Assistant Equipment Manager
Marty Heckscher	Video Director
John Starliper	Assistant Video Director
Nicole Kucharski	Administrative Assistant

### COACHING STAFF

Ted Marchibroda	Head Coach
Tom Batta	Special Teams
Greg Blache	Defensive Line
Ron Blackledge	Offensive Line
Fred Bruney	Defensive Assistant
Gene Huey	Running Backs
Jim Johnson	Linebackers
Hank Kuhlmann	Tight Ends
Nick Nicolau	Offensive Coordinator
Jimmy Robinson	Wide Receivers
Pat Thomas	Secondary
Vince Tobin	Defensive Coordinator
Tom Zuruncic	Strength and Conditioning

### PERSONNEL

Clyde Powers	Director of Pro Player Personnel
George Boone	Director of College Player Personnel
John Goeller	Area Scout
Mike Butler	Area Scout
Don Joyce	Area Scout
Paul Roell	BLESTO Scout
William "Rip" Scherer	Area Scout
Ken Geiger	Consultant

### MEDICAL STAFF

Hunter Smith	Head Trainer
Dave Hammer	Assistant Trainer
Dave Walston	Assistant Trainer
K. Donald Shelbourne, M.D.	Team Physician and Orthopedic Surgeon
Arthur C. Rettig, M.D.	Orthopedic Surgeon
Doug Robertson, M.D.	Physician

### OFFICE STAFF

Barbara Allison	General Manager Secretary
Carol Ballinger	Receptionist
Cathy Catellier	Head Coach Secretary
Mary Clugston	Bookkeeper
Kristi Dorman	Ticket Office
Susie Hendrickson	Coaching
Pam Humphrey	Public Relations
Sue Kelly	Personnel Secretary
George Kirkland	Building and Grounds
Traci Morgan	Operations
Khahn Nguyen	Mail Clerk/Office Assistant
Jodi Sanders	Ticket Office
Beverly Slater	Bookkeeper
Wade Smith	Building and Grounds
Jennifer Weber	Ticket Office
Skyler Webster	Building and Grounds

**INDIANAPOLIS COLTS**  
 P.O. Box 535000  
 Indianapolis, IN 46253  
 (317) 297-2658—Switchboard  
 (317) 297-7000—Ticket Office

The Colts 1994 Media Guide was compiled by the Indianapolis Colts' Public Relations Department and is meant to serve as an information source for the media and NFL fans. Editorial assistance, Terry Musolf. Printing by Sport Graphics. The cover logo was produced by Logo 7.



## INDIANAPOLIS COLTS OFFICERS

### ROBERT IRSAY

#### President and Treasurer

"The greatest thrill I've had in football was on April 2, 1984, when I walked into the Hoosier Dome with Mayor (Bill) Hudnut in front of all those fans," says Robert Irsay of the 20,000 people who showed up to welcome the Colts to Indianapolis. "It is my intention," Irsay continues, "for the Colts to be a vital contributing member of the greater Indianapolis community."



Irsay became owner of the Colts on July 26, 1972, when he traded his recently-acquired Los Angeles Rams to Carroll Rosenbloom for the Colt franchise. Irsay had purchased the Rams from the estate of Dan Reeves.

Irsay was born on March 5, 1923, in Chicago's northern "Bucktown" section. He worked his way through the University of Illinois, where he earned a Bachelor of Science degree in mechanical engineering. (While attending Illinois, he was an Illini football teammate of former Colt Alex Agase.)

From 1941 to 1945, he served in the United States Marine Corps., after which he worked for a mechanical contracting company in Chicago.

In 1952 he formed the Robert Irsay Company of Skokie, Ill. After building the business into one of the largest and most respected heating, ventilating and air conditioning companies in the world, Irsay sold his company to a firm listed on the New York Stock Exchange in 1971. He remained associated with the firm until 1978 when he formed Colt Construction and Development Co., and its affiliate, Colt Developers, Co., which are diversified construction and development companies.

Irsay is an active supporter of many charitable organizations. Among these are: Big Brothers, Little Sisters of the Poor, the Noble Center, Christamore House, Black Expo, the Mental Health Association and Cystic Fibrosis Foundation in Indianapolis; Foundation for Children with Learning Disabilities, New York, New York; Stritch School of Medicine at Loyola University in Chicago; and the Troubled Children's Foundation Center in Hialeah, Fla. He makes further donations through the Colts as a member of NFL Properties which dedicates a major portion of its earnings to NFL Charities.

Irsay has two sons, Tom (40) and Jim (35), the club's general manager.





## OFFICERS

### JIM IRSAY

#### Vice President and General Manager

Jim Irsay enters his eleventh season as Vice President and General Manager of the Colts. Irsay has been involved in all aspects of the day-to-day operations of the Colts since joining the club in January of 1982.


Irsay, 35, was added to the personnel department in 1983 and took over as general manager in early 1984, following the Colts move to Indianapolis. Irsay was instrumental in hiring Ted Marchibroda in 1992 to return as head coach.

Irsay is dedicated to bringing winning football to the City of Indianapolis. He is very involved in many National Football League circles. Irsay currently is a member of the league's eight-man Realignment Working Group and the Super Bowl Policy Committee. He has also participated on the Working Club Executive and Pro-College Relations Committees with the NFL.

Irsay received his bachelor's degree in broadcast journalism from Southern Methodist University, where he played linebacker for a year and a half as a walk-on, before an ankle injury ended his career. Jim was born on June 13, 1959 in Lincolnwood, Ill. He attended Loyola Academy in Wilmette, Ill., where he played golf, boxed and became an avid weight-conditioner. He ran in the Grandma's Marathon in Duluth, Minn. in July of 1991.

Jim is an active member of the Indianapolis community and is involved with Big Brothers of Indianapolis. He is a corporate member of the Indiana Sports Corporation, and he serves on the Board of Directors of the Noble Center for Retarded Citizens in Indianapolis. Additionally, in 1990, Irsay wrote and helped produce the song, "Colors", a musical tribute to Ryan White.

Jim and his wife, Meg, have three daughters, Carlie (13), Casey (11) and Kalen (7).



### MICHAEL G. CHERNOFF

#### Vice President and General Counsel

Since March of 1975, Michael Chernoff has been vice president and general counsel for Robert Irsay's various business concerns including the Colt football team.

The Glencoe, Ill. native received his bachelor's degree from the University of Chicago in 1956 and then stayed on at Chicago to receive his Doctor of Law degree in 1959. Chernoff was in private practice until 1974 when he became vice president and general counsel to a Fortune 500 company, one year before joining Irsay. Chernoff's legal background includes extensive work in corporate law, securities, real estate and taxes. He has also played a key role in negotiating commercial, player and other contracts, including the contract which put the Colts in Indianapolis.

Chernoff, who resides in Chicago with his wife, Eunice, has three children, Susan, Steve and Robert.







## BILL TOBIN

### Vice President and Director of Football Operations

Bill Tobin enters his first season as Vice President and Director of Football Operations of the Colts. Tobin joined the Colts on January 7, 1994 following 18 seasons with the Chicago Bears from 1975-93.

Tobin's duties with the Colts encompass all football operations, including evaluating personnel, conducting the annual draft, monitoring waivers and free agent availabilities and overseeing the coaching staff.


Tobin, 53, brings 23 years of NFL scouting and personnel experience to the Colts. He played an active part in selection processes that landed 15 Bears draft choices and three free agents in the Pro Bowl since 1980.

Tobin joined Chicago under the leadership of Jim Finks as Director of Pro Scouting in 1975 and held that post until being named Director of Player Personnel in 1984. Tobin was promoted to Vice President of Player Personnel following the 1986 season. Seven of the last nine Bears teams during Tobin's tenure participated in the playoffs. The 1985 Chicago squad posted a 15-1 regular season record prior to defeating New England, 46-10, in Super Bowl XX. During Tobin's stint in Chicago, all 20 of the club's top draft picks were productive, with nine earning Pro Bowl nominations. The 1975 draft netted running back Walter Payton as the fourth overall pick. Payton played with Chicago through 1987, finishing with an NFL-record 16,726 career rushing yards and nine Pro Bowl nominations. The thrust to sign 1990 first-round choice Mark Carrier, who earned defensive rookie of the year and Pro Bowl honors, during the draft was a Tobin idea that has become a practice by several clubs in subsequent drafts.

Prior to joining Chicago, Tobin spent four years with Green Bay. He was a regional scout during 1971-72 and Director of Pro Scouting during 1973-74. Working under his college coach, Dan Devine, Tobin assisted in drafting four Rookies of the Year: John Brockington, Chester Marcol, Willie Buchanon and Don Woods.

Tobin excelled as a running back at Missouri from 1959-62. He was tabbed MVP of the 1962 Bluebonnet Bowl, a 14-10 Missouri victory. Tobin was the Houston Oilers' Rookie of the Year in 1963 before joining Edmonton (CFL) for three seasons. He was a graduate assistant at Missouri (1964-66), where he earned a masters in education. Tobin's final playing stop was with Orlando of the old Continental League.

Tobin was born on February 16, 1941 in Burlington Junction, Missouri. Bill and his wife, Dusene, have three children, Laurie (26), Kerry (25) and Duke (23).





## COACHES

### TED MARCHIBRODA

#### Head Coach

Ted Marchibroda returned to the Colts organization as head coach on January 28, 1992. It was a return home for Marchibroda, who stood as the third-winningest coach in Colts history with a 41-36 overall record from 1975-79.

Marchibroda's return was as triumphant as his initial Colts season in 1975. He guided Indianapolis to a 9-7 record in 1992, an eight-game improvement from the previous season. The turnaround matched his efforts in 1975, and Marchibroda owns two of the four eight-game seasonal improvements ever earned in NFL history.

"It was great to return to the Colts. I have always wanted to come back since I was first head coach here. There is tremendous pride in the Colts horseshoe, and I have always felt I was a part of a great organization," said Marchibroda.

Marchibroda holds a regular season record of 54-52 with the Colts. His career victories rank behind Don Shula (73, 1963-69) and Weeb Ewbank (61, 1954-62) for most in franchise history. His 109 games are just behind Ewbank's 114 for the most ever by a Colts head coach. The 1994 season will mark Marchibroda's eighth as field leader of the Colts, one shy of Ewbank's nine for most in team history.

Marchibroda originally joined the Colts on February 15, 1975. He took the reigns of a Colts club that posted a 2-12 mark in 1974 and engineered then the greatest seasonal turnaround in NFL history by producing a 10-4 record in 1975, the first time in league annals a club moved from last to first. His three AFC Eastern Division championships (1975, 10-4; 1976, 11-3; 1977, 10-4) represent the most titles won by a Colts head coach. Ewbank (1958, 1959) and Shula (1964, 1968) each won two NFL Western Conference titles. The Colts posted a nine-game winning streak in 1975, the second-longest in team history, and won 29 of 33 regular season outings from October 26, 1975 through November 20, 1977. His 1976 team won eleven of 14 games and topped the NFL in total offense (5,236 net yards), passing (215-361-59.6%-209.1 yds./game-9.05 avg./att., 24 TDs and nine ints.) and scoring (417, 29.8 points/game). In regular season play (42 games) during the divisional title streak, the Colts were held in single digits only twice and under 20 points just 13 times, while exceeding 30 points in 18 contests. The Colts reached the AFC Divisional Playoffs, losing twice to eventual Super Bowl Champion Pittsburgh and to Oakland in a double-overtime thriller, 37-31, in 1977. Overall, Marchibroda's Colts squads are 45-41 in conference play, 9-11 versus the NFC and 30-26 in the division.

Marchibroda, 63, is a veteran of 32 NFL seasons. He spent 1987-91 with Buffalo, including the last three as offensive coordinator. His "no-huddle" attack helped Buffalo establish consecutive 13-3 records in 1990 and 1991, along with AFC Championships and berths in Super Bowls XXV and XXVI. The Bills scored more than 400 points each season from 1989-91, while their offense averaged 362.1 yards per game, 140.1 rushing yards, a 61.7% completion percentage and an 8.01 yards per attempt







average over that span. The Bills sported a perfect rush-pass blend (1,516-1,516) in his years as coordinator.


Marchibroda launched his NFL career as backfield coach for Bill McPeak and the Washington Redskins in 1961. He joined the staff of George Allen with the Los Angeles Rams in 1966. He moved with Allen to the Redskins in 1971, where he served as offensive coordinator through the 1974 season. Marchibroda was a member of the staff that helped Washington reach Super Bowl VII in 1973. His duty with the Redskins included work with veterans Sonny Jurgensen and Billy Kilmer. Jurgensen was the NFC passing leader in 1974. Marchibroda served in 1981 as quarterbacks coach with Chicago, then moved to Detroit as offensive coordinator from 1982-83 and to Philadelphia in the same role from 1984-85. Marchibroda's first two seasons with Buffalo (1987-88) were as quarterbacks coach/passing game coordinator. Under Marchibroda's guidance, Roman Gabriel (Rams, 1969) and Bert Jones (1976) won NFL Most Valuable Player honors.

Marchibroda quarterbacked collegiately at St. Bonaventure in 1950 and 1951 before the football program was dropped. He finished at the University of Detroit in 1952, where he led the nation in total offense. He was the first draft pick of the Pittsburgh Steelers in 1953. Marchibroda played one year before serving in the Army. He returned to play 1955-56 with the Steelers. His top season was 1956, hitting 124 of 275 passes for 1,585 yards and 12 touchdowns. Marchibroda's playing career ended with the Chicago Cardinals in 1957.

Marchibroda was born March 15, 1931 in Franklin, Pa. He resides with his wife, Ann, in Indianapolis. They have two daughters, Jodi and Lonni, and two sons, Ted, Jr. and Robert.

#### **TOM BATTA, Special Teams**

Tom Batta enters his first season as special teams coach of the Colts. Batta served the past 10 seasons with Minnesota. He joined the Vikings in 1984 as defensive line coach. Batta served as a defensive assistant/special teams coach in 1985 under Bud Grant before taking the role of special teams/tight ends coach under Jerry Burns from 1986-91. Batta worked with special teams during the 1992 and 1993 seasons under Dennis Green. Batta was a part of five Minnesota squads to reach the playoffs.



Batta, 51, entered the collegiate coaching ranks at Akron University after leading Warren Harding High School in Warren, Ohio to the state championship. He moved to Colorado as defensive line coach from 1974-78. Batta served at Kansas (1979-82) and North Carolina State (1983) before joining the Vikings.

Batta played three years on the offensive and defensive lines at Kent State (1961-63). He earned his bachelor's degree in health and physical education at Kent State and a master's in education at Akron.

Batta was born October 6, 1942 in Youngstown, Ohio. He is married to the former Liz Sundstrom, of Conneaut, Ohio. They have two sons, Jeff (26) and Tommy (24).



## COACHES


### **GREG BLACHE, Defensive Line**

Greg Blache enters his first season as defensive line coach of the Colts. Blache served the past six seasons in the same capacity with Green Bay.

Blache, 44, entered coaching following a freshman-season leg injury at Notre Dame. He served as a student assistant with Notre Dame in the defensive backfield, then was elevated to a full-time assistant in 1973. Blache served there until moving to Tulane in 1976. He worked at Tulane for five seasons before returning to Notre Dame as running backs coach in 1981. He was the defensive line coach with the Irish from 1982-83. Blache joined Lindy Infante with the Jacksonville Bulls (USFL) from 1984-85. He served assistantships at Southern University (1986) and Kansas (1987) before joining the Packers.

Blache entered Notre Dame as a defensive back. He earned a bachelor's degree in sociology and a master's degree in secondary education at Notre Dame.

Blache was born March 9, 1949 in New Orleans, La. He has three children, Greg, Jr. (24), Christopher (18) and Corinne (16).



### **RON BLACKLEDGE, Offensive Line**

Ron Blackledge enters his third season with the Colts, his second as offensive line coach. Blackledge joined the Colts in 1992 as an offensive assistant after spending the last 10 seasons as offensive line coach with the Pittsburgh Steelers.

Blackledge, 56, entered the coaching ranks as an assistant coach at Canton (OH) South High School in 1960. He moved to Timken (1963-65) and Glenwood (1966-67) High Schools in Canton before assuming offensive line coaching duties at Ashland College in 1968. Blackledge served in the same capacity at the University of Cincinnati (1970-72), Kentucky (1973-75) and Princeton (1976) before taking the offensive coordinator position at Kent State in 1977. He was head coach at Kent State from 1979-81 before joining Chuck Noll's Pittsburgh staff in 1982.

Blackledge was a tight end and defensive end at Bowling Green from 1957-59 and is a member of the school's Hall of Fame. He has a bachelor's degree in physical education and a master's degree in guidance and physical education from Ohio University.


Blackledge was born April 15, 1938 in North Canton, Ohio. He is married to the former Linda Saccucci of Canton, Ohio. They have three children, Todd (33), Michelle (30) and Traci (23).



### **FRED BRUNEY, Defensive Assistant**

Fred Bruney enters his first season as a defensive assistant with the Colts. He served as an offensive assistant coach with Indianapolis in 1993. Bruney spent the 1991 and 1992 seasons as defensive backfield coach of the New York Giants.

Bruney, 62, lends 32 years NFL coaching experience to the Colts. He entered the coaching ranks as a freshman coach at Ohio State in 1959. His pro start came in 1962







as a player/coach with the Boston Patriots (AFL). Bruney was the secondary coach with Philadelphia (1964-68) and Atlanta (1969-76) before rejoining the Eagles as assistant head coach/secondary from 1977-85. He earned a 37-35 win over Minnesota as interim head coach for the final game of 1985. Bruney returned to Atlanta as assistant head coach from 1986-89 before landing the same role and defensive coordinator duties with Tampa Bay in 1990.

Bruney was a running back and defensive back at Ohio State from 1950-52. He was All-Big Ten and the team's MVP as a senior. Bruney was a third-round draft choice of Cleveland in 1953. He played with San Francisco (1953-56), Pittsburgh (1957), the Los Angeles Rams (1958) and Boston (1960-63). Bruney was an All-AFL defensive back in 1961 and 1962.

Bruney was born December 30, 1931 in Martins Ferry, Ohio. He is married to the former Louise Freeman of Martins Ferry. They have five children, Chuck (38), Susan (30), Lori (27), Rebecca (24) and Richard (22).


### **GENE HUEY, Running Backs**

Gene Huey enters his third season as running backs coach of the Colts. Huey joined the Colts after spending the previous four seasons as an assistant at Ohio State. Huey tutored wide receivers for three seasons before working with the running backs in his final year with the Buckeyes.

Huey, 47, began his coaching career at Wyoming, his alma mater, as a graduate assistant in 1970. He was named head freshman coach in 1972. Huey moved to New Mexico in 1974 as receivers coach, then joined the staff of Tom Osborne at Nebraska following the 1977 season. Huey coached receivers at Nebraska until joining John Cooper's staff at Arizona State in 1987. He then moved with Cooper to Ohio State in 1988.

Huey played both defensive back and wide receiver at Wyoming, setting 13 receiving records. He is the only player in Western Athletic Conference history to win all-conference offensive and defensive honors. He was a co-captain and played on three conference championship teams.


Huey was born July 20, 1947 in Uniontown, Pa.



### **JIM JOHNSON, Linebackers**

Jim Johnson enters his first season as linebackers coach of the Colts. Johnson served the past eight seasons with Phoenix. Johnson served from 1986-89 as defensive line coach and 1990-93 as secondary coach. He tutored Phoenix Pro Bowlers Tim McDonald and Robert Massey.

Johnson, 52, has 27 years of collegiate and professional coaching experience. His pro stops were with Oklahoma (1984) and Jacksonville (1985) of the USFL prior to joining the Cardinals. Johnson's professional playing career spanned two seasons as a tight end with Buffalo 1963-64. Johnson landed his first collegiate post as head coach at Missouri Southern from 1967-68. He then served four-year tenures at Drake (1969-72) and Indiana (1973-76) before moving to Notre Dame from 1977-83. Johnson was part of the Irish 1977 staff that captured the national championship. He has coached in six bowl games — 1971 Pecan, 1972 Pioneer, 1977 and 1978 Cotton, 1980 Sugar and 1982 Liberty.





## COACHES

Johnson played quarterback at Missouri from 1959-62, winning all-conference and team MVP honors as a senior. He played in the Orange and Bluebonnet Bowls. Johnson earned a bachelor's degree in education and a master's degree in physical education at Missouri.

Johnson was born May 26, 1941 in Maywood, Ill. He is married to the former Victoria Jean Howell of Upland, Calif. They have two children, Scott (30) and Michelle (27).


### **HANK KUHLMANN, Tight Ends**

Hank Kuhlmann enters his first season as tight ends coach of the Colts. Kuhlmann served in 1991 as offensive coordinator and running backs coach with Tampa Bay, his 28th year of collegiate or professional experience.

Kuhlmann, 56, began his coaching career at his alma mater, Missouri. He served from 1962-65 as freshman coach before being promoted to running backs coach and working through the 1971 season. Kuhlmann joined Green Bay in 1972 as special teams coach. He worked with Green Bay through 1974, then joined Dan Devine at Notre Dame (1975-77) as running backs and special teams coach. Kuhlmann was part of the Irish 1977 staff that won the national championship. He returned to the NFL from 1978-82 as running backs and special teams coach of Chicago. He joined Birmingham (USFL) from 1983-85 as assistant head coach/offensive coordinator. He joined Phoenix in 1986 as running backs coach. Kuhlmann served the final five games of the 1989 season as interim head coach, succeeding Gene Stallings. He worked with the Cardinals as a scout in 1990.

Kuhlmann was a running back at Missouri from 1956-59. He was a catcher in the St. Louis Cardinals baseball organization from 1959-62. Kuhlmann earned a bachelor's degree and a master's degree in physical education at Missouri.

Kuhlmann was born October 6, 1937 in Webster Groves, Missouri. He is married to the former Donna Pickles of St. Louis, Mo. They have two children, Jeff (24) and Tracey (17).



### **NICK NICOLAU, Offensive Coordinator**

Nick Nicolau enters his third season as offensive coordinator of the Colts. Nicolau spent the prior three seasons as receivers coach at Buffalo, helping the Bills to berths in Super Bowls XXV and XXVI. Bills receivers were an element that helped Buffalo score more than 400 points annually from 1989-91, while the offense averaged 362.1 yards per game, had a 61.7% completion percentage and sported an 8.01 yards per attempt during that span.

Nicolau entered the NFL as running backs coach with New Orleans in 1980. He landed the running backs coaching slot with Denver in 1981 and served with the Broncos through the 1987 season. He was part of staffs that guided Denver to appearances in Super Bowls XXI and XXII. Nicolau coached wide receivers with the Los Angeles Raiders in 1988 before moving to Buffalo.

Nicolau, 61, entered the coaching ranks at Southern Connecticut State in 1960 before moving as an assistant to Springfield College in 1961. He spent eight seasons (1962-69) at the University of Bridgeport, including the final five as head coach. He served







other collegiate assistantships at Massachusetts (1970), Connecticut (1971-72), Kentucky (1973-75) and Kent State (1976) before taking an assistant role for one season with Hamilton of the Canadian Football League. He moved to Montreal (1978-79) of the CFL and served as Director of Player Personnel/running backs coach. During those seasons, Montreal made two Grey Cup appearances.

Nicolau was a running back at Southern Connecticut (1951-53, 56). He earned a master's degree at Indiana University and a doctorate from Springfield College.

Anthero "Nick" Nicolau was born May 5, 1933 in Bronx, N.Y. He is married to the former Eleanor Weiss of Stratford, Conn. They have six children, Tracey (35), Duane (34), Shari (32), Vicki (31), Wendy (28) and Randy (23).


### **JIMMY ROBINSON, Receivers**

Jimmy Robinson enters his first season as receivers coach of the Colts. Robinson served the past four seasons in the same capacity for Atlanta. He helped Andre Rison and Michael Haynes lead the NFL in tandem touchdown receptions in 1991 and 1992 and Rison and Mike Pritchard in 1993.

Robinson, 41, entered the coaching ranks following an NFL playing career that included stops with Atlanta (1975), the New York Giants (1976-79), San Francisco (1980) and Denver (1981). His first role came as receivers/tight ends coach of the Memphis Showboats (USFL) from 1983-85. He moved to his alma mater, Georgia Tech, as receivers coach from 1987-90 before joining the Falcons in the same capacity.

Robinson was a standout receiver at Georgia Tech from 1971-75. He notched 101 career receptions for 1,687 yards and 13 touchdowns. Robinson was added to the school's Hall of Fame in 1981. He earned a bachelor's degree in industrial management at Georgia Tech.

Robinson was born January 3, 1953 in New York, N.Y. He is married to the former Karen Gresham of Rome, Ga. They have four children, Jamie (16), Jessica (13), Jim (8) and Katie (6).



### **PAT THOMAS, Secondary**


Pat Thomas enters his first season as secondary coach of the Colts. Thomas served 1990-92 with Houston in the same capacity, his first professional coaching post.

Thomas, 39, played defensive back seven seasons with the Los Angeles Rams (1976-82). He was a two-time Pro Bowl (1978, 1980) choice who earned All-NFC and All-Pro accolades during those respective seasons. Thomas had 26 career interceptions, including a season-best eight in 1978. He joined the Rams as a second-round choice in the 1976 draft.

Thomas launched his career as defensive backs coach under Jack Pardee with the Houston Gamblers (USFL) from 1983-84. He joined Pardee's staff at the University of Houston from 1985-89. In 1989, Thomas' defensive backs helped Houston finish sixth in the nation by allowing just 13.6 points per game.

Thomas starred at defensive back for Texas A&M from 1972-75. He had a then-school record 13 interceptions and twice earned All-America honors. Thomas played in the Hula Bowl and Japan Bowls. He earned a bachelor's degree in marketing.

Thomas was born September 1, 1954 in Plano, Texas. He is





## COACHES

married to the former Lenith Lalee Gibson of Brockdale, Texas. They have three children, Pat, Jr. (17), Tamara (14) and Joshua (11).


### **VINCE TOBIN, Defensive Coordinator**

Vince Tobin enters his first season as defensive coordinator of the Colts. Tobin served in the same capacity with Chicago from 1986-92. Tobin has been a professional football defensive coordinator for 16 seasons (British Columbia, CFL, 1977-82; Philadelphia/Baltimore Stars, USFL, 1983-85; Chicago, NFL, 1986-92). His teams produced winning records 14 of those 16 seasons.

Tobin, 50, tutored a Bears defense that set an NFL record for fewest points in a 16-game season (187, 1986). His 1986 Chicago unit topped the league by allowing just 258 yards per contest. The 1987 Bears ranked first in rushing defense (94.2) while holding six opponents under 10 points. The 1988 Bears surrendered the league's fewest points (215) and sported the best rushing defense (82.9). Tobin earned victories over Tampa Bay and Washington as an interim head coach for Mike Ditka. Tobin's units in the CFL ranked second overall during his six-year tenure. His schemes in the USFL helped the Stars rank first defensively in 1983 and 1984 and second in 1985, while allowing the fewest points all three seasons. The Stars reached the USFL Championship Game each season, winning the final two times.

Tobin played at Missouri (1961-64) as a defensive back. He joined the Missouri staff as a defensive assistant from 1967-76, serving the final six years as defensive coordinator. Tobin earned a bachelor's degree in education and a master's degree in guidance and counseling at Missouri.

Tobin was born September 29, 1943 in Burlington Junction, Missouri. He is married to the former Kathy Kautzman of Sidney, Montana. They have two children, Ryan (14) and Shannon (12).



### **TOM ZUPANCIC, Strength and Conditioning**

Tom Zupancic enters his eleventh season as strength and conditioning coach of the Colts.

A fixture in Indianapolis for years as the owner and operator of his own gymnasium, he came to the club after being a finalist in the 1984 U.S. Olympic Wrestling Trials. Zupancic, a product of Cathedral High School (1973) and Indiana Central University (1978), was a three-time collegiate wrestling champion and a four-year grid letterman.

Zupancic has been a part of four USA National Wrestling Teams to Europe. He was a member of two USA World Teams, while also winning Canadian, AAU and USWF National Wrestling Championships. He was a 1980 alternate to the USA Greco Roman Wrestling Olympic Team. Zupancic owns an undefeated record in 86 state, regional and national power-lifting exhibitions since 1974.

In addition, Zupancic, 38, ranks 14th in the world among alltime super heavyweights with a 600-pound bench press (set in 1988). Zupancic finished second in the 1993 Strongest Man in America competition. He won the WPF World Bench Press Championships in 1990 with a 600-pound lift. Zupancic is active in charitable and public appearances. Along with lifting demonstrations, he gives talks on goal-setting and positive thinking. He was also a feature subject on HBO's "Inside the NFL" during the 1986 season.

Zupancic was born September 14, 1955 in Indianapolis. He is married to the former Carrie Oldham of Shelbyville, Ind. They have three children, Katie Elizabeth (5), Jacob August (4) and John Thomas (1).








### **BOB TERPENING, Assistant General Manager**

Bob Terpening, whose association with the Colts goes back to 1970, was promoted to assistant general manager of the club in May of 1984.

Terpening began working with the Colts in 1970 grading films during his tenure as the head football coach at Baltimore City College H.S. In 1971 he joined the New England Patriots' scouting department. In 1977 Terpening returned to the Colts as a college scout and in January of 1982 was named Director of Pro Personnel. He held that position until his elevation to assistant general manager.


Terpening received his bachelor's degree from Shepherd College in West Virginia and then earned his master's degree from the University of West Virginia. He also did additional graduate study at John's Hopkins.

Terpening and his wife, Virginia, have two sons, Chris (22) and Matt (18). The family resides in Carmel.



### **PETE WARD, Director of Operations**


Entering his thirteenth year with the Colts, Pete Ward is responsible for various operational and administrative functions. Ward joined the Colts in 1981 as an intern in the public relations department, and was named Administrative Assistant in 1982 following his graduation from the University of Virginia. He was named Director of Operations shortly after the Colts' arrival in Indianapolis in April, 1984. Born in New Orleans, Louisiana, Ward resides with his wife, Lena, and newborn daughter, Madyson, in Zionsville.



### **HUNTER SMITH, Head Trainer**

In his twelfth year with the Colts, Hunter Smith was named the club's head athletic trainer in June of 1984. He served as the Colts' assistant trainer during the 1983 season following a one-year stint as the head trainer at William and Mary in 1982.

Prior to joining the staff at William and Mary, Smith served 10 years as an assistant professor in physical education and head athletic trainer at Salisbury State College. A Certified Athletic Trainer, he was one of the founding leaders of the Maryland State Certified Athletic Trainers Association. Smith earned his bachelor's degree in physical education from Florida State in 1971 and a master's degree in physical education and health from Tennessee Tech one year later. He served on the Board of Directors of the National Athletic Trainers Association from 1982 to 1984. Smith and Dave Hammer were honored as the 1990 Pro Football Athletic Training Staff of the Year by the Professional Football Athletic Trainers Society. Born August 5, 1949, in Salisbury, Md., he and his wife, Susan, have three children, Kelly (12), Brian (10) and Kevin (10).






## ADMINISTRATION/SCOUTS

### **DAVE HAMMER, Assistant Trainer**

Dave Hammer is entering his eleventh season as assistant trainer, having joined the club in July of 1984. Hammer earned a master's degree in physical education at Syracuse in 1984, and served as a graduate assistant trainer. He also attended West Virginia from 1977-82, as a member of the undergraduate athletic training curriculum. Hammer spent the 1981 training camp as a member of the Colts' summer staff, along with serving with the club during parts of the 1981-83 seasons. Hammer and Hunter Smith were honored as the 1990 Pro Football Athletic Training Staff of the Year by the Professional Football Athletic Trainers Society. Born in Pittsburgh, Pa. on May 10, 1959, Dave and his wife, Sharon, reside with their children, Christopher (5) and Ashlee (3), in Indianapolis.




### **JON SCOTT, Equipment Manager**

Jon Scott joined the Colts in March, 1982 as assistant equipment manager and was elevated to head of the club's equipment staff in November of the same year. Before joining the Colts on a full-time basis, Scott worked as assistant equipment manager at Arizona State University for two years. His association with the Colts began when he worked as an assistant to the equipment manager during the club's 1979 and 1980 summer training camps. Scott received a bachelor's degree in Physical Education from Michigan State University in 1979 where he served as a student equipment manager for six years (1975-80). Born on December 18, 1956, Scott is a native of East Lansing, Michigan. Jon and his wife, Mischelle, reside with their children, Amber (15), Brooke (14) and Ian (3), in Indianapolis.



### **CLYDE POWERS, Director of Pro Player Personnel**

Clyde Powers was named Director of Pro Player Personnel in May of 1994. He is in his twelfth season as a member of the Colts' Personnel Department, after working for two seasons as an assistant coach for special assignments. He served from 1982 to 1985 as a College Scout before being named Director of Pro Personnel on May 31, 1985. He remained in that capacity until 1987. He also served in that capacity in 1993. Powers joined the Colts after six years in the NFL as a defensive back with the New York Giants and Kansas City. He was a fifth-round 1974 draft pick of the Giants. He played four seasons with the Giants and briefly for the Chiefs in 1978. Powers lettered three years at Oklahoma and earned All-Big Eight honors at safety as a senior. He was born August 19, 1951 in Pascagoula, Mississippi.









**GEORGE BOONE, Director of College Player Personnel**

George Boone enters his first season as Director of College Player Personnel with the Colts. He joined the organization on January 15, 1994. Boone served as Director of Player Personnel for the Cardinals from 1973-91. During his tenure with the Cardinals, Boone managed the club's scouting and drafting, along with coordinating the team's work with the National Scouting combine. Before joining the Cardinals, Boone held a scouting position with Central-Eastern Professional Association, a service also used by NFL clubs. He first joined the Cardinals in 1968 as assistant player personnel director. Boone was a three-year starter at offensive and defensive end at Kentucky from 1957-59. He earned bachelor's and master's degrees in education at Kentucky, where he was an assistant coach from 1960-65. He is married to the former Dedee Leet of Lexington, Ky. They have five children.




**JOHN GOELLER, Area Scout**

John Goeller joined the Colts in June of 1985 as a college scout after serving as a regional scout for BLESTO since 1983. He served as Director of College Scouting in 1993. Goeller entered scouting after serving eight years as a coach on the high school and collegiate level. Goeller was an assistant at Austin Peay from 1976-78 before serving a graduate assistantship at Florida State in 1978. He then moved to Monroe (N.C.) High School as head football coach from 1979-83. Goeller, 39, was a three-year starter at defensive tackle at North Carolina State. He was tabbed defensive MVP in the 1973 Liberty Bowl against Kansas. Goeller is married to the former Caryl Schratz of Pittsburgh. They have one son, Jon Micah.



**MIKE BUTLER, Area Scout**

Mike Butler is entering his eighth season with the Colts. He joined the club in 1987 from the Pittsburgh Steelers, where he was a member of the personnel department since 1983. Butler was a fullback and defensive end at Massanutten Academy and West Virginia, where he was converted to center. He also attended Villanova and received his bachelor's degree in fine arts at Indiana University (Pa.) in 1983. Butler, 35, is the son of Jack Butler, a former Pittsburgh Steelers defensive back and current director of the BLESTO Scouting Combine. Butler is married to the former Regina Wiechelt of West Mifflin, Pa.






## ADMINISTRATION/SCOUTS

### **DON JOYCE, Area Scout**

Don Joyce is entering his sixth season as a member of the Colts' collegiate scouting staff. He joined the club after spending more than 22 years as a regional and national scout for the BLESTO National Scouting Combine. Joyce served seven years with the Colts as a defensive end from 1954 to 1960. Joyce was the 15th player selected in the 1951 NFL Draft by the Chicago Cardinals. He was traded to the Colts in 1954,

and was later traded to Minnesota and Denver. Joyce was an All-America defensive lineman at Tulane University and is a member of the school's football Hall of Fame. After retiring from professional football with the Denver Broncos in 1962, Joyce remained in touch with the game by serving as head coach at De La Salle High School in Minneapolis, Minnesota for five years. He was born October 8, 1929 in Steubenville, Ohio. He is married to the former Sharon Booth of Minneapolis, Minn., and they have two children, Don Jr. and Cathy.




### **PAUL ROELL, BLESTO Scout**

Paul Roell is entering his fourth season with the Colts. He joined the club in 1991 after previously serving as an intern with Pittsburgh Total Scouting. Roell played defensive back at Ohio Northern and attended Ohio State University for three years prior to transferring to Robert Morris and earning a degree in sport management in 1990. He scouted high school football in western Pennsylvania for Metro Index Scouting from 1987-89 and worked in the pro scouting division for BLESTO in 1990. Roell, 29, is married to the former Stacey Alcott of Oakley, Calif. They reside in Kansas City, Mo.



### **WILLIAM "RIP" SCHERER, Area Scout**

Rip Scherer is entering his fourth season with the Colts. He joined the club in 1991 after previously working as a part-time scout for Pittsburgh Total Scouting. Scherer graduated from Penn State in 1949 after playing four years of football. He spent 25 years coaching high school football in Pennsylvania and one season in New Jersey. He served as Coordinator of Physical Activities at Moon High School in Coraopolis, Pa. from 1969-91. Scherer, 69, is married to the former June Jacob. They have seven children: Rip Jr., Christine, Connie, Cynthia, June, Sandy and Scott.








## 33 ASHLEY AMBROSE

**Defensive Back 5-10 185**  
**Mississippi Valley State**  
**3rd Year With Colts**  
**Draft-2, 1992**  
**Born: September 17, 1970**



**GAMES STARTED/PLAYED: (1992, 2/10); (1993, 6/14) Total 8/24**  
**PRO:** Entering his third season with the Colts . . . was the Colts' second-round pick in the 1992 draft, the 29th selection overall.

**1993:** Saw action in 14 games, starting games four and 6-10 at LCB . . . had 44 tackles, five passes defended and one QB pressure . . . did not play 12/5 at Jets and 12/12 at Giants . . . had 10 tackles, nine solo, 11/7 at Washington for top career outing . . . had eight tackles, seven solo and one pass defended 11/14 vs. Jets . . . had six tackles, five solo and one pass defended 10/3 at Denver . . . had pressure at Washington, two passes defended 10/24 at Miami and one pass defended 10/31 vs. New England . . . posted one special teams tackle . . . career totals include 52 tackles, nine passes defended and one hurry.

**CAREER NOTES: 1992:** Saw action in ten games, starting two at RCB . . . had eight tackles, six solo . . . added four passes defended . . . earned starts 9/6 vs. Cleveland and 9/13 vs. Houston . . . suffered fractured right ankle vs. Houston and was placed on injured reserve 9/14 . . . missed games 3-7 . . . placed on active roster 10/29 and returned to action as reserve 11/1 at San Diego . . . was inactive 12/6 at New England with groin injury . . . had two tackles and one pass defended vs. Cleveland and 11/29 vs. Buffalo . . . posted two tackles, one solo, on special teams.


**COLLEGE:** Four-year letterman . . . career statistics included 110 tackles, 40 passes defended, 17 interceptions (300 yards), 40-28.9 avg., three TDs KOR and 48-17.8 avg., four TDs PR . . . seven combined return TDs tied NCAA Division 1-AA record . . . named first-team All-America as senior LCB and return specialist by The Poor Man's Guide . . . started each game, totaling 49 tackles, 34 solo, and 21 passes defended . . . selected SWAC and National Defensive Player of the Week with nine tackles, three passes defended and three interceptions (78 yards) vs. Southern University . . . had eight tackles, 2-55 interceptions and 50t PR vs. Prairie View . . . was 32-17.7 PR avg., three TDs to lead nation . . . three PR scores were one shy of NCAA Division 1-AA seasonal record . . . was 24-21.1 KOR avg., one TD . . . had 89t KOR vs. Central Arkansas . . . had 21 tackles, eight passes defended and three interceptions (107 yards) as junior . . . was 18-25.6 avg., one TD KOR and 6-19.2 avg., one TD PR . . . had 89t KOR vs. Arkansas-Pine Bluff . . . had 71-yard interception return and 82t KOR vs. Grambling to earn National Defensive Player of the Week honors . . . saw action in 10 games at LCB as sophomore, totaling 25 tackles, eight passes defended and five interceptions (23 yards) . . . was 8-23.6 avg., one TD KOR and 10-17.4 PR avg. . . . saw action in five games as freshman . . . posted 15 tackles, three passes defended and three interceptions (29 yards) . . . industrial technology major.

**PERSONAL:** Full name is Ashley Avery Ambrose . . . born in New Orleans, La. . . . attended Alcee Fortier High School . . . was WR and DB and also lettered in track . . . single . . . resides in New Orleans, La.



**81 CHARLES ARBUCKLE**

**Tight End 6-3 248**  
**UCLA**  
**3rd Year With Colts,**  
**4th in NFL**  
**Free Agent-1992**  
**Born: September 13, 1968**



**GAMES STARTED/PLAYED:** (1992, 3/16); (1993, 2/16) **Total 5/32**  
**PRO:** Entering his third season with the Colts, his fourth in the NFL . . . signed by Colts as free agent on February 20, 1992 . . . originally was a fifth-round pick of New Orleans in the 1990 draft, the 125th selection overall . . . signed by New Orleans to practice squad on October 1, 1990 . . . signed as Plan B free agent by Cleveland on March 25, 1991 . . . waived on August 19, 1991 . . . signed by San Diego to practice squad on November 13, 1991 . . . waived on November 19, 1991.

**1993:** Saw action in all 16 games, earning starts 12/5 at Jets and 12/12 at Giants . . . saw primary action on special teams and short yardage situations . . . named Man-of-the-Year/Community Service by Thundering Herd Fan Club . . . was 15-90 receiving . . . was 8-34 for top reception game at Giants . . . posted 2-28 including season-long 23-yarder vs. Buffalo 1/2/94 . . . totaled 2-12 vs. Philadelphia 12/19, 2-9 at Jets and 1-7 vs. Dallas 10/10 . . . had six tackles, one solo, on special teams.


**CAREER NOTES: 1992:** Started three of 16 appearances . . . was 13-152, one TD receiving . . . all three starts (9/20 at Buffalo, 11/29 vs. Buffalo and 12/6 at New England) came in two TE alignment . . . saw primary action in first eleven games in blocking and short yardage situations . . . entered contest vs. Buffalo with no career receptions before posting amazing 9-106 outing . . . yardage output marked highest by Colts TE since 12/18/77 (Raymond Chester, 4-122) . . . joined Kerry Cash, John Mackey and Chester as only TEs in club history to post a 100+ outing . . . was 3-23 receiving at New England . . . had game-winning 23t from QB-Jack Trudeau with 2:29 remaining 12/13 at Jets.

**COLLEGE:** Three-year starter at TE . . . was 73-821, four TDs during career . . . participated in Freedom, Aloha and Cotton Bowls . . . named second-team All-Pac Ten following 33-309, one TD senior season . . . saw action in Hula Bowl and East-West Shrine game . . . named first-team All-America by ESPN and second-team All-America by UPI after 17-259, two TD junior season . . . missed four games due to knee injury . . . was 22-246, one TD as sophomore while starting six of seven games . . . missed four contests due to knee injury . . . totaled 1-7 receiving as freshman . . . interned in Prime Ticket's Production Department . . . history and business major.

**PERSONAL:** Full name is Charles Edward Arbusckle . . . born in Beaumont, Tex. . . . attended Willowridge High School in Missouri City, Tex. . . . captained basketball and baseball teams . . . Arbusckle and his wife, Stephanie, reside with their son, Kyle (5/30/93), in Indianapolis.

**84 SHANNON BAKER**

**Wide Receiver 5-9 185**  
**Florida State**  
**2nd Year With Colts**  
**Free Agent-1993**  
**Born: July 20, 1971**





**GAMES STARTED/PLAYED: (1993, 0/0) Total 0/0**

**PRO:** Entering his second season with the Colts . . . signed by Colts as free agent on September 22, 1993 . . . originally was an eighth round pick by Atlanta in the 1993 draft, the 205th selection overall . . . waived on August 30, 1993 . . . signed by Atlanta to practice squad on September 1, 1993.


**1993:** Listed as inactive for final 14 games after joining club.

**COLLEGE:** Four-year letterman . . . career statistics included 73-1,043, eleven TDs receiving, 37-847 (22.9 avg.) KOR, 8-98 rushing and 1-2-49 passing for 2,037 all-purpose yards . . . was 22-297, three TDs receiving as senior . . . helped team finish season 11-1 with No. 2 national ranking . . . had 32t and 44t grabs vs. N.C. State . . . had 90t KOR vs. Tulane . . . led team with 30-451, four TDs receiving as junior . . . had career-best receiving yardage with 5-139 and 50t vs. Syracuse . . . totaled 6-100 with 29t and 5t grabs vs. Middle Tennessee State . . . helped lead club to 11-2 record, Cotton Bowl victory over Texas A&M and No. 4 national ranking . . . was 18-242, four TDs receiving and 18-386 KOR as sophomore . . . helped team finish 10-2 with No. 4 national ranking . . . was 3-34 receiving with 13t and 9t catches vs. Georgia Southern . . . was 3-53 receiving and 18-371 KOR as freshman . . . helped club finish 10-2 with No. 3 national ranking . . . social science major.

**PERSONAL:** Full name is Shannon Maurice Baker . . . born in Lakeland, Fla. . . . was two-time all-state choice in football and 100-yard dash at Lakeland High School . . . participated on 4x100 relay team at Florida State with Packers DB-Terrell Buckley . . . single . . . resides in Lakeland, Fla.

**29 JASON BELSER**

**Defensive Back 5-9 187**  
**Oklahoma**  
**3rd Year With Colts**  
**Draft-8a, 1992**  
**Born: May 28, 1970**

**GAMES STARTED/PLAYED: (1992, 2/16); (1993, 16/16) Total 18/32**

**PRO:** Entering his third season with the Colts . . . was the Colts first pick of the eighth round in the 1992 draft, the 197th selection overall.

**1993:** One of seven Colts to start all 16 games . . . started first eleven games at FS before moving to SS for final five games . . . ranked third on team and first among DBs with 127 tackles, 94 solo, four passes defensed, three recovered fumbles and one interception (14 yards) . . . tackle total was most by Colts DB since 1984 (Nesby Glasgow; 134, 88 solo) . . . had five double-digit tackle outings and posted seven or more tackles 12 times . . . had 13 tackles, 10 solo, 11/29 vs. San Diego and 13 tackles, seven solo, with one pass defensed 12/19 vs. Philadelphia for top games . . . had eleven tackles, 10 solo, one pass defensed and one interception (11 yards) 9/5 vs. Miami . . . had eleven tackles, seven solo, 12/26 at New England . . . had 10 tackles, seven solo, 12/12 at Giants . . . had other passes defensed 9/26 vs. Cleveland and 10/24 at Miami . . . had recovered fumbles 10/3 at Denver, 11/21 at Buffalo and 1/2/94 vs. Buffalo . . . ranked T3rd on club with 12 special teams tackles, eight solo . . . career statistics include 182 total tackles, eleven passes defensed, four interceptions (41 yards) and four recovered fumbles.

**CAREER NOTES: 1992:** Saw action in all 16 contests, starting two at DB . . . earned starts 9/13 vs. Houston and 11/29 vs. Buffalo in multiple DB alignment . . . had 55 tackles, seven passes defensed, three interceptions (27 yards) and one recovered fumble . . . interception total was most by Colts rookie since 1984 (Eugene Daniel, 6) . . . had nine tackles, six solo, and one pass defensed 11/1 vs.



## BELSER/BENNETT

Miami for top game . . . had eight tackles, six solo, and one recovered fumble 9/20 at Buffalo . . . had interceptions 10/18 vs. San Diego (25 yards), 11/22 at Pittsburgh (-1 yard) and vs. Buffalo (seven yards) . . . totaled 15 tackles, seven solo, on special teams to rank second on club.

**COLLEGE:** Four-year letterman who started final three years at SS . . . became only second DB in school history to record 200 career tackles (214, 140 solo), along with 16 passes defended, 13 interceptions (216 yards, one TD), five fumbles recovered, four fumbles forced and three sacks (22 yards) . . . earned All-Big Eight honors as senior with 75 tackles, 52 solo, five interceptions (72 yards), seven passes defended and three sacks . . . had eleven tackles and one fumble recovered against Virginia Tech and eleven tackles and one interception versus Kansas State . . . was honorable mention All-America as junior by The Football News and The Poor Man's Guide . . . started at CB and SS, totaling 66 tackles, 42 solo, nine passes defended, four interceptions (105 yards), three fumbles recovered and two fumbles forced . . . was second-team All-Big Eight as sophomore with 62 tackles, 38 solo, four interceptions (39 yards), one forced fumble and one fumble recovered . . . was special teams standout who saw action in all backfield positions as freshman . . . had eleven tackles . . . communications major.

**PERSONAL:** Full name is Jason Belser . . . born in Kansas City, Mo. . . . attended Raytown South High School . . . played RB, CB, S, PK and P . . . scored 77 points and rushed for 1,088 yards as senior, including school-record 236 yards in one game . . . had four interceptions, 52 tackles and three fumbles recovered in final year . . . father, Caesar, played with Kansas City (1968-71) and San Francisco (1974) . . . single . . . resides in Kansas City, Mo.


### CAREER STATISTICS

#### INTERCEPTIONS

Year	No.	Yds.	Avg.	LG	TD
1992	3	27	9.0	25	0
1993	1	14	14.0	14	0
<b>TOTAL</b>	<b>4</b>	<b>41</b>	<b>10.3</b>	<b>25</b>	<b>0</b>

## 56 TONY BENNETT

**Linebacker 6-2 243**  
**Mississippi**  
**1st Year With Colts,**  
**5th in NFL**  
**Free Agent-1994**  
**Born: July 1, 1967**



**GAMES STARTED/PLAYED:** (1990, 0/14); (1991, 16/16); (1992, 16/16); (1993, 7/10) Total 39/56

**PRO:** Entering his first season with the Colts, his fifth in the NFL . . . signed by Colts as unrestricted free agent on March 25, 1994 . . . originally was a first-round pick of Green Bay in the 1990 draft, the 18th selection overall . . . pick was obtained from Cleveland via 1989 draft day trade.

**1993:** Played in 10 games, starting seven for Green Bay . . . missed first six games due to contractual stalemate . . . started playoff contests 1/8/94 at Detroit and 1/16/94 at Dallas and led team with three post-season sacks while tallying 20 post-season tackles, 13 solo . . . finished season with 53 tackles, 44 solo, tying George Teague for ninth on squad . . . was third on team with 6.5 sacks, trailing teammates Reggie White (13.0) and Bryce Paup (11.0) . . . ended holdout on 10/27 and was activated 10/31 vs. Chicago, posting two tackles and one sack in pass rushing situations . . . had season-high seven





tackles at New Orleans 11/14, seeing extensive action at ROLB . . . made first start 11/21 vs. Detroit, recording five tackles . . . had sack with 1:22 left in game to thwart a Lions comeback . . . had solid effort in Packers' win at San Diego 12/12 with two sacks, including 11-yarder of QB-Stan Humphries on 4th-and-4 play to end a late Chargers threat in Green Bay territory . . . had top game vs. Raiders 12/26 with 2.5 sacks and a forced fumble among his seven tackles . . . career totals include 268 tackles, 174 solo, 36 sacks, 9 forced fumbles and three recovered fumbles.

**CAREER NOTES: 1992:** Started all 16 contests (12 at ROLB, 4 at RE) for second consecutive season . . . led team in sacks (13.5), forced fumbles (4) and fumble recoveries (3) . . . was third on team in tackles with 91, 52 solo . . . sack total topped club for second consecutive season and ranked T6th in NFL with Saints' Rickey Jackson . . . had first pro TD 12/6 vs. Detroit on 18t fumble return, along with sack and forced fumble . . . named Defensive Player-of-the-Month for November . . . registered two sacks and fumble recovery 9/6 vs. Minnesota . . . had career-high 10 tackles vs. Cincinnati 9/20 . . . had nine tackles and a sack 10/4 at Atlanta . . . had 3.5 sacks 11/8 at Giants . . . contributed a sack, forced fumble and fumble recovery 12/27 vs. Minnesota in season finale. **1991:** Started all 16 games for first time in career . . . led team while placing T3rd in NFC with Eagles' Clyde Simmons with 13 sacks . . . finished third on team in tackles with 111, 70 solo, and forced three fumbles to share team-high honors . . . stepped in at ROLB for Tim Harris . . . had 11 sacks in final 10 games . . . had three 2-sack efforts (10/17 vs. Bears, 10/27 at Tampa Bay, 11/24 vs. Indianapolis) . . . had season-high nine tackles on four occasions (9/29 at Rams, 11/17 vs. Minnesota, 11/24 vs. Indianapolis, 12/15 vs. Lions) . . . also posted four special teams tackles. **1990:** Played in 14 games with no starts . . . recorded three sacks, the most by a Packer rookie linebacker since Harris had 7.5 in 1986 . . . compiled 13 tackles, eight solo, one forced fumble and one batted pass . . . had seven special teams tackles, five solo, to rank as club's 4th-best special teams point producer . . . had five tackles and a forced fumble 12/22 vs. Detroit . . . stuffed Denver QB-Gary Kubiak for an 11-yard sack on a fake FG attempt 12/30 . . . registered first career sack on Jim Everett in season opener 9/9 vs. Rams.


**COLLEGE:** Four-year letterman and two-year starter . . . redshirted in 1985 . . . posted 207 career tackles, 137 solo, 19 sacks and 29 tackles for losses . . . named second-team All-America by The Sporting News as senior after totaling 11 sacks and 14 tackles for losses . . . earned All-SEC honors by UPI and SEC coaches . . . voted SEC Defensive Player-of-the-Week for 15-tackle, 1-sack effort in win over Memphis State as senior . . . switched to OLB prior to junior season and won starting position . . . led team in sacks as junior with seven . . . became only second Division 1-A player ever to score a defensive extra point (two points) by recovering a blocked conversion vs. Tennessee in 1988 and racing 92 yards . . . physical education and recreation major.

**PERSONAL:** Full name is Tony Lydell Bennett . . . born in Clarksdale, Miss. . . attended Coahoma County High School . . . won six letters, three each in football and track . . . played FB, OT, LB and DT . . . was an all-district, all-conference and second team all-state selection as senior and appeared in Mississippi grid all-star game . . . set a state record as a discus performer (158'10") and finished second in the state shot put competition (54'4") . . . brother, Charles, played for Miami Dolphins (1987) and CFL's Saskatchewan Roughriders (1985) . . . single . . . resides in Green Bay, Wisc.



# 4 DEAN BIASUCCI

**Kicker 6-0 190**  
**Western Carolina**  
**10th Year With Colts**  
**Free Agent-1986**  
**Born: July 25, 1962**



**GAMES STARTED/PLAYED:** (1984, 0/15); (1986, 0/16); (1987, 0/12); (1988, 0/16); (1989, 0/16); (1990, 0/16); (1991, 0/16); (1992, 0/16); (1993, 0/16) **Total 0/139**

**PRO:** Entering his tenth season with the Colts . . . signed with Colts on May 9, 1986 as free agent . . . originally signed as free agent with Atlanta on May 1, 1984 . . . waived by Falcons on August 14, 1984 . . . signed with Colts as free agent on September 8, 1984 . . . waived on August 27, 1985.

**1993:** Was 26-31 FGs and 15-16 PATs for 93 points . . . ranked 10th in AFC scoring, 21st in NFL . . . 26 FGs set seasonal high and marked second-highest seasonal total in club history (30, Raul Allegre, 1983) . . . named team's Comeback Player-of-the-Year by Thundering Herd Fan Club . . . has topped club in scoring for past eight seasons, the longest consecutive streak in club history and the most overall years leading team . . . ranks first in Colts career scoring with 698 points, surpassing Lenny Moore (678) with 24-yard FG 12/5 at Jets . . . career FG pct. (.708, 160-226) ranks second in club history behind Raul Allegre (.722, 57-79) . . . 160 FGs and .973 career PAT pct. (218-224) rank as best in club history . . . has hit 34 of last 41 FGs dating back to 1992 . . . set club record by scoring 28 consecutive points from 11/14 to 11/29 . . . provided all of Colts scoring in six games, including three 9-6 victories (9/12 at Cincinnati, 10/31 vs. New England, 12/5 at Jets) . . . hit season-long 53-yard FG at Cincinnati . . . is 16-39 career from 50+ range, the 5th-most 50+ kicks in NFL history (Morten Anderson, 21; Nick Lowery, 20; Eddie Murray, 18; Jan Stenerud, 17) . . . has eight career game deciding FGs . . . hit 42-yarder with 0:03 remaining to win game at Cincinnati . . . was 3-3 FGs including game-winning 37-yarder with 2:42 remaining vs. New England to earn AFC Special Teams Player-of-the-Week honors . . . was 3-3 FGs including game-winning 38-yarder with 0:01 remaining at Jets to earn AFC Special Teams Player-of-the-Week for second time . . . 106 of 539 career kickoffs (19.7%) have been touchbacks.

**CAREER NOTES: 1992:** Was 16-29 FGs and 24-24 PATs for 72 points, 11th in AFC kick scoring, 23rd in NFL . . . hit season-long 52-yard FG 11/29 vs. Buffalo . . . had game-winning OT kicks 10/11 vs. Jets (47 yards with 3:01 elapsed) and 11/29 vs. Buffalo (40 yards with 3:51 elapsed) . . . also hit game-winning 42-yard FG with :49 remaining 12/20 vs. Phoenix. **1991:** Was 15-26 FGs and 14-14 PATs for 59 points, 13th in AFC kick-scoring and 27th in NFL . . . hit 54-yarder at Seattle 9/29. **1990:** Was 17-24 FGs and 32-33 PATs for 83 points, 11th in AFC kick-scoring, 20th in NFL . . . was 2-5 from 50+ range, tying career-long with 55-yarder at Miami 12/30 . . . had 54-yarder at New England 11/11 . . . became 58th NFL kicker with 100+ career FGs. **1989:** Was 21-27 FGs and 31-32 PATs for 94 points, T16th in NFL kick-scoring . . . had career-long 55-yard FG at Denver 10/15. **1988:** Was T5th in NFL scoring with 114 points on 25-32 FGs and 39-40 PATs . . . 114 points fell shy of Lenny Moore's (1964) seasonal record of 120 . . . earned Pro Football Weekly Golden Toe Award for 5-6 FG performance vs. Miami 9/25 . . . five FGs tied club mark of Lou Michaels (9/25/66) and Raul Allegre (10/30/83) . . . set NFL seasonal record with six FGs from 50+ range, besting five by Fred Steinfort (Denver, 1980) and Norm Johnson (Seattle, 1986) . . . hit twice from 50+ range vs. Miami. **1987:** Was 24-27 FGs and 24-24 PATs in earning Pro Bowl honors . . . ranked 2nd in





AFC, 3rd in NFL, with 96 points . . . was T2nd in NFL with 24 FGs, while .889 success rate was T3rd-highest seasonal pct. in NFL history . . . was 17-18 inside the 40, 23-25 inside the 50 . . . had 16 points at Miami 11/15 for top scoring game. **1986:** Led club with 65 points on 26-27 PATs and 13-25 FGs . . . was 11-16 inside the 50, and 2-9 from 50+ range . . . made 52-yard FGs 12/14 vs. Buffalo and 12/21 at Raiders. **1984:** Served as team's kickoff specialist for most of season . . . signed during second week of season after injury to Raul Allegre . . . was 3-5 FGs and 13-14 PATs, ranking fourth on club with 22 points.

**HONORS:** **1986:** Pro Football Weekly Golden Toe Award 12/21 at L.A. Raiders. **1987:** Pro Bowl . . . AP NFL All-Pro Second-Team . . . UPI AFC All-Star First-Team . . . NFL Alumni Kicker of the Year . . . Pro Football Weekly All-AFC . . . Pro Football Weekly Golden Toe Award 11/1 at Jets . . . College and Pro Football Weekly All-Pro Second-Team . . . Football News All-AFC . . . Sporting News NFL All-Pro . . . AP NFL All-Pro Second-Team . . . Pro Football Weekly Golden Toe Award vs. Miami 9/25. **1993:** AFC Special Teams Player-of-the-Week 10/31 vs. New England and 12/5 at Jets.

**COLLEGE:** Finished career as the leading scorer in Southern Conference history with 280 points on 57 of 93 FGs and 109 of 113 PATs . . . set conference mark by scoring 94 points as a senior, including hitting 18 FGs . . . earned first-team All-Southern Conference honors during each of final three seasons . . . 80 percent of career kickoffs resulted in touchbacks.

**PERSONAL:** Full name is Dean Biasucci . . . born in Niagara Falls, N.Y. . . . attended Miramar High School in Miramar, Fla. . . . interested in acting career after football . . . starred in role of Marc Anthony in play 'Julius Caesar' with Indiana Repertory Theatre in 1989 . . . studied at the Lee Strasberg Theatre Institute and Carnegie Hall in New York City in off-season following 1990-92 seasons . . . Biasucci and his wife, Trish, reside with their daughter, Michaela (6/15/93) in Indianapolis.

**CAREER STATISTICS**

Year	FGM-FGA	PCT	PATs	PCT	PTs
1984	3- 5	.600	13- 14	.929	22
1986	13- 25	.520	26- 27	.963	65
1987	24- 27	.889	24- 24	1.000	96
1988	25- 32	.781	39- 40	.975	114
1989	21- 27	.778	31- 32	.969	94
1990	17- 24	.708	32- 33	.970	83
1991	15- 26	.577	14- 14	1.000	59
1992	16- 29	.552	24- 24	1.000	72
1993	26- 31	.839	15- 16	.938	93
<b>TOTAL</b>	<b>160-226</b>	<b>.708</b>	<b>218-224</b>	<b>.973</b>	<b>698</b>

**FIELD GOAL ACCURACY RECORD**


Year	1-19	20-29	30-39	40-49	50+	Total	LG
1984	0- 0	1- 1	0- 0	1- 1	1- 3	3- 5	50
1986	0- 0	4- 4	2- 5	5- 7	2- 9	13- 25	52
1987	0- 0	5- 6	12-12	6- 7	1- 2	24- 27	50
1988	0- 0	8- 8	5- 6	6-10	6- 8	25- 32	53
1989	2- 2	6- 6	9-10	3- 5	1- 4	21- 27	55
1990	1- 1	5- 6	7- 8	2- 4	2- 5	17- 24	55
1991	1- 1	5- 5	3- 4	5-13	1- 3	15- 26	54
1992	0- 0	3- 3	6-11	6-12	1- 3	16- 29	52
1993	1- 1	14-14	7- 8	3- 6	1- 2	26- 31	53
<b>TOTAL</b>	<b>5- 5</b>	<b>51-53</b>	<b>51-64</b>	<b>37-65</b>	<b>16-39</b>	<b>160-226</b>	<b>55</b>



## BUCHANAN

### 34 RAY BUCHANAN

**Defensive Back 5-9 193**  
**Louisville**  
**2nd Year With Colts**  
**Draft-3, 1993**  
**Born: September 29, 1971**



#### **GAMES STARTED/PLAYED: (1993, 5/16) Total 5/16**

**PRO:** Entering his second season with the Colts . . . was the Colts' third-round pick in the 1993 draft, the 65th selection overall.

**1993:** Saw action in all 16 games, earning starts in final five contests at FS . . . ranked seventh on team and second among DBs with 65 tackles, 44 solo . . . led club with four interceptions (45 yards) while placing fourth with nine passes defended . . . named Football News NFL All-Rookie . . . had season-high 14 tackles, 10 solo, one pass defended and one interception 12/19 vs. Philadelphia . . . int. led to Colts TD . . . had 13 tackles, six solo, 12/26 at New England . . . had 10 tackles, five solo, 1/2/94 vs. Buffalo . . . posted eight solo tackles, two passes defended and one interception 11/21 at Buffalo . . . int. of QB-Scott Secules and 17-yard return with 1:55 remaining iced 9-6 win 10/31 vs. New England . . . int. of QB-Boomer Esiason and 28-yard return led to Colts first FG 12/5 at Jets . . . also had TD saving tackle of Jets' WR-Chris Burkett at Colts seven following 77-yard reception.

**HONORS: 1993:** Football News NFL All-Rookie Team.

**COLLEGE:** Four-year letterman who started final three seasons . . . started at FS after shifting from CB as freshman . . . career totals included 273 tackles, 177 solo, 15 interceptions (159 yards), 13 passes defended, six blocked kicks, three fumbles recovered, three fumbles forced and one sack, along with 18-9.1 PR and 3-19.0 KOR . . . had 95 tackles, 55 solo, four interceptions (61 yards), 10 passes defended, three fumbles recovered and two fumbles forced as senior . . . had 16 tackles and one interception vs. Syracuse and 12 tackles and three passes defended vs. Florida for top games . . . had 108 tackles, 68 solo, and a school seasonal record eight interceptions (89 yards) as junior . . . had three double-digit tackle games, with high of 20, 13 solo, vs. Army . . . had 59 tackles, 46 solo, three interceptions (nine yards), two passes defended and four blocked kicks (3 punts, 1 FG) as sophomore . . . blocked two punts vs. Murray State . . . was Fiesta Bowl Defensive MVP vs. Alabama with two tackles, one fumble recovered and a recovery of a blocked punt for a touchdown in 34-7 win . . . had eleven stops as freshman reserve CB . . . communications major.


**PERSONAL:** Full name is Raymond Louis Buchanan . . . born in Chicago, Ill. . . attended Proviso East (Ill.) High School . . . four-year grid letterman at S, CB and TB . . . rushed for 996 yards and had seven interceptions as senior . . . four-year track letterman . . . has 4.45 speed . . . brother, Richard, was WR at Northwestern (1987-90) . . . Buchanan and his wife, Sheree, reside with their daughter, Destinee (3/11/92), and son, Raymond Jr. (12/8/93), in Louisville, Ky.





## 53 PAUL BUTCHER

**Linebacker 6-0 240**  
**Wayne State**  
**2nd Year With Colts,**  
**7th in NFL**  
**Free Agent-1993**  
**Born: November 8, 1963**



**GAMES STARTED/PLAYED:** (1986, 0/12); (1987, 0/12); (1988, 0/16); (1989, 0/0); (1990, 1/16); (1991, 3/16); (1992, 1/1); (1993, 0/16) **Total 5/89 Total with Colts 0/16**

**PRO:** Entering his second season with the Colts, his seventh in the NFL . . . signed by Colts as a free agent on August 31, 1993 . . . originally signed as free agent by Detroit on July 23, 1986 . . . waived on August 18, 1986 . . . signed by Detroit on October 3, 1986 . . . signed as free agent through Plan B by Philadelphia on March 27, 1989 . . . waived on August 30, 1989 . . . signed as free agent by L.A. Rams on January 4, 1990 . . . waived on October 6, 1992 . . . signed by the Colts as free agent on April 28, 1993 . . . waived on August 30, 1993.

**1993:** Saw reserve action in 16 games . . . named Special Teams Player-of-the-Year by Thundering Herd fan club . . . ranked second on club with 18 special teams tackles, seven solo . . . had seasonal totals of one solo tackle 12/19 vs. Philadelphia . . . career totals include 65 total tackles, one forced fumble and one recovered fumble.

**CAREER NOTES: 1992:** Earned start in lone appearance of season for Rams 9/6 at Buffalo . . . did not record any tackles . . . was inactive 9/13 vs. New England and 9/20 at Miami . . . was on injured reserve 9/27 vs. Jets and 10/4 at San Francisco with foot injury.

**1991:** Saw action in all 16 contests, starting three . . . totaled 15 tackles, 13 solo, eight special teams tackles, one forced fumble and one fumble recovery . . . earned starts 10/27 at Atlanta, 11/17 at Detroit and 11/25 vs. San Francisco . . . had five solo tackles at Atlanta . . . had four special teams tackles, one forced fumble, and one fumble recovery 9/29 vs. Green Bay. **1990:** Saw action in 16 games with one start . . . had 12 tackles, nine solo, and 13 special teams tackles . . . earned lone start 12/31 at New Orleans . . . totaled career-high seven tackles, six solo, 10/14 at Chicago. **1989:** Signed by Rams on 1/4/90 and was activated for playoff game 1/7/90 at Giants. **1988:** Saw action in 16 games as reserve . . . totaled 18 tackles, 17 solo, and 16 special teams tackles . . . voted as Pro Bowl special teams alternate and Lions' special teams MVP. **1987:** Saw action in 12 games as reserve and recorded eleven tackles, 10 solo . . . voted Pro Bowl special teams alternate and Lions' special teams MVP. **1986:** Saw action in 12 games as reserve and tallied eight tackles, seven solo.

**COLLEGE:** Two-time captain . . . named team MVP as senior while earning Division II All-America honors . . . holds school records for most career tackles (464), seasonal tackles (147), and single-game tackles (20) . . . began career as CB before being converted to LB during sophomore season . . . holds degree in mechanical engineering.


**PERSONAL:** Full name is Paul Martin Butcher . . . born in Dearborn, Mi. . . named all-city and all-league at St. Alphonsus High School in Dearborn . . . Butcher and his wife, Jacki, reside in Laguna Niguel, Ca.



# CARROLL

## 9 WESLEY CARROLL

**Wide Receiver 6-0 195**  
**Miami (Florida)**  
**1st Year With Colts,**  
**4th in NFL**  
**Free Agent-1994**  
**Born: September 6, 1967**



**GAMES STARTED/PLAYED: (1991, 0/12); (1992, 5/16); (1993, 0/12) Total 5/40**

**PRO:** Entering his first season with the Colts, his fourth in the NFL . . . signed by Colts as free agent on May 6, 1994 . . . originally was second-round pick by New Orleans in the 1991 draft, the 42nd selection overall . . . waived on August 30, 1993 . . . claimed off waivers by Cincinnati on August 31, 1993 . . . waived on April 12, 1994.

**1993:** Saw reserve action in 12 games for Cincinnati . . . was inactive 9/12 vs. Indianapolis, 10/10 at Kansas City and 12/5 at Cleveland . . . saw action week three 12/19 at Pittsburgh and weeks 6-16 . . . did not play 9/26 vs. Seattle . . . totaled 6-81 receiving . . . was 2-40 vs. Cleveland 10/17 for top outing, with long of 28 . . . was 2-17 vs. Rams 12/19 . . . also had receptions 11/21 at Jets (13 yards) and 11/28 vs. Raiders (11 yards) . . . had one special teams tackle.

**CAREER NOTES: 1992:** Saw action in 16 games with five starts . . . made first career start 9/20 at Atlanta . . . other starts came 9/27 vs. San Francisco, 10/4 at Detroit, 10/11 at New Orleans and 10/18 at Phoenix . . . was 18-292, two TDs with career-long 72t grab . . . caught a pass in 12 of 16 contests. **1991:** Saw reserve action in 12 games . . . rookie season started slowly with just one reception in first five games . . . was 14-145, 1 TD over the next seven weeks for seasonal total of 18-184, 1 TD . . . was 4-61 with 31t at Rams 11/13 for top outing.

**COLLEGE:** Two-year letterman and starter . . . was 114-1,772, eleven TDs in two seasons after transferring from Northwest Mississippi Junior College . . . was 61-952 as senior to rank second on school's single-season receptions and yardage charts . . . was 11-208 vs. California for best outing and second-best output ever by a Hurricane . . . was 53-820 as junior . . . tied school record with 88t reception . . . was 42-9.1 PR in two years . . . holds degree in broadcast communications.

**PERSONAL:** Full name is Wesley Byron Carroll . . . born in Cleveland, Ohio . . . named all-conference and all-district at John Hay (Cleveland) High School . . . was an all-conference and all-district selection . . . single . . . resides in Miami, Fla.

### CAREER STATISTICS

#### RECEIVING

Year	No.	Yds.	Avg.	LG	TD
1991 N.O.	18	184	10.2	31t	1
1992 N.O.	18	292	16.2	72t	2
1993 Cin.	6	81	13.5	28	0
<b>TOTAL</b>	<b>42</b>	<b>557</b>	<b>13.3</b>	<b>72t</b>	<b>3</b>

#### CAREER BEST


<b>Receptions:</b>	4	at LA Rams 11/3/91
<b>Yards:</b>	72	vs. Chicago 9/13/92
<b>Longest:</b>	72t	vs. Chicago 9/13/92
<b>TDs:</b>	1	vs. Chicago 9/13/92
		at Philadelphia 9/6/92
		at LA Rams 11/3/91





## 88 KERRY CASH

**Tight End 6-4 252**  
**Texas**  
**4th Year With Colts**  
**Draft-5, 1991**  
**Born: August 7, 1969**



**GAMES STARTED/PLAYED: (1991, 2/4); (1992, 16/16); (1993, 14/16) Total 32/36**

**PRO:** Entering his fourth season with the Colts . . . was the Colts' fifth-round pick in the 1991 draft, the 125th selection overall.

**1993:** Saw action in 16 games with 14 starts . . . saw reserve action 12/5 at Jets and 12/12 at Giants . . . ranked fourth on club in receptions with 43-402, three TDs . . . ranked fifth in receiving yards . . . three receiving TDs tied WR-Reggie Langhorne for team-high . . . has receptions in 29 of last 32 outings including multiple receptions 20 times . . . had string of 27 consecutive starts and 26-game reception streak end at Jets . . . became first Colts TE since John Mackey (40, 1965; 50, 1966; 55, 1967; 45, 1968) to post consecutive 40+ reception seasons . . . Cash, Mackey and Tom Mitchell (40, 1972) are only Colts to produce 40+ seasons . . . was 7-54 at Cincinnati 9/12 for top reception game . . . was 5-62 vs. New England 10/31 and 4-62, one TD 10/3 at Denver for top yardage games . . . had season-long 37-yard reception along with 4t grab from QB-Jack Trudeau at Denver . . . teamed up with QB-Jeff George on 9t reception 11/7 at Washington and 3t grab 11/14 vs. Jets . . . Kerry's 3t grab and brother Keith's 4t snare at Raiders for Chiefs marked first time in NFL history that brothers caught TD passes on same day.

**CAREER NOTES: 1992:** One of seven Colts to start all 16 games . . . named All-AFC tight end by The Football News . . . was 43-521, three TDs receiving to post first 40+ reception season by a Colts TE since 1972 (Tom Mitchell, 40) . . . yardage was highest by TE since 1979 (Reese McCall, 536), while TDs were most for TE since 1985 (Pat Beach, 6) . . . had receptions in final 15 contests and had multiple reception games 10 times . . . was 7-104 with long of 41 at Jets 12/13 for top career game . . . was 7-65 at New England 12/6 and 6-66 at Miami 10/25 for other top outings . . . had 14t from QB-Jeff George at Tampa Bay 10/4 in 24-14 win . . . had 23t from George 11/15 vs. New England . . . had 7t from QB-Jack Trudeau 12/27 at Cincinnati. **1991:** Started two of four appearances . . . was a reserve 9/1 vs. New England and 9/8 at Miami, then assumed starting role 9/15 at Raiders and 9/22 vs. Detroit for injured Pat Beach . . . suffered broken left leg vs. Detroit on lone reception (18 yards) of season . . . spent rest of season on injured reserve.

**HONORS: 1992:** The Football News All-AFC.

**COLLEGE:** Never missed a game during career and ranked as leading TE in school history with 71-979, 10 TDs . . . was 22-285, four TDs as senior to earn consensus first-team All-Southwest Conference honors and third-team All-America notice by Football News and College and Pro Football Newsweekly . . . was 28-391, two TDs as junior and started all but one game . . . reception total was seasonal school mark by TE . . . was 15-257, four TDs as sophomore . . . was 6-46 as freshman . . . social work major.

**PERSONAL:** Full name is Kerry Lenard Cash . . . born in San Antonio, Texas . . . attended Holmes High School . . . was all-district WR and also lettered in basketball and track . . . played with brother, Keith, a D7-91 of Washington who has played for Pittsburgh and Kansas City . . . has 4.9 speed . . . single . . . resides in San Antonio, Texas.



## CASH/CORYATT

### CAREER STATISTICS

#### RECEIVING


Year	No.	Yds.	Avg.	LG	TD
1991	1	18	18.0	18	0
1992	43	521	12.1	41	3
1993	43	402	9.3	37	3
<b>TOTAL</b>	<b>87</b>	<b>941</b>	<b>10.8</b>	<b>41</b>	<b>6</b>

#### CAREER BEST

<b>Receptions:</b>	7 at New England 12/6/92 at NY Jets 12/13/92 at Cincinnati 9/12/93
<b>Yards:</b>	104 at NY Jets 12/13/92
<b>Longest:</b>	41 at NY Jets 12/13/92
<b>TDs:</b>	1 at Tampa Bay 10/4/92 vs. New England 11/15/92 at Cincinnati 12/27/92 at Denver 10/3/93 at Washington 11/7/93 vs. NY Jets 11/14/93

## 55 QUENTIN CORYATT

**Linebacker 6-3 250**  
**Texas A&M**  
**3rd Year With Colts**  
**Draft-1b, 1992**  
**Born: August 1, 1970**



**GAMES STARTED/PLAYED: (1992, 7/7); (1993, 16/16) Total 23/23**

**PRO:** Entering his third season with the Colts . . . was the Colts' second pick in the first round of the 1992 draft, the second selection overall.

**1993:** Started 16 games at MLB in 4-3 scheme . . . one of seven Colts to start each game . . . led team in tackles with 150, 96 solo . . . became first player other than LB-Jeff Herrod to lead team in total tackles since LB-Duane Bickett (1988) . . . had seven double-digit tackle games, nine for career . . . had eleven passes defensed, eight hurries, one sack and one forced fumble . . . posted career-high and team season-high 17 tackles, seven solo, 11/29 vs. San Diego . . . had 13 tackles, eight solo, two passes defensed, one sack and one hurry 9/12 at Cincinnati . . . bone-jarring hit of QB-David Klingler resulted in DB-John Baylor int. with 0:45 remaining and eventual winning FG . . . had 12 tackles, eight solo, 10/24 at Miami . . . had 12 tackles, seven solo, at New England 12/26 . . . posted eleven tackles, eight solo, one forced fumble and one pass defensed 1/2/94 vs. Buffalo . . . had eleven tackles, five solo, and three passes defensed 11/14 vs. Jets . . . had 10 tackles, eight solo, 10/10 vs. Dallas . . . had two QB pressures 11/7 at Washington and 12/5 at Jets . . . had two passes defensed 10/3 at Denver . . . career totals include 204 total tackles, 12 passes defensed, nine hurries, three sacks (21 yards), three forced fumbles and one recovered fumble.

**CAREER NOTES: 1992:** Started first seven games of season at LILB . . . missed final nine games after suffering displaced bone in left wrist 10/25 at Miami . . . had surgery and pin inserted 10/26 . . . named Pro Football Weekly/Pro Football Writers Association All-Rookie . . . totaled 54 tackles, 41 solo, two sacks (21 yards), two forced fumbles, one recovered fumble, one QB pressure, one pass defensed . . . ranked second on team in tackles at time of injury . . . had eleven tackles, nine solo, one forced fumble and one pass defensed 9/20 at Buffalo for top game . . . had 10 tackles, seven solo, at Tampa Bay 10/4 . . . had eight tackles, seven solo, two sacks and one QB pressure 9/6 vs. Cleveland . . . had eight tackles, four solo, vs. Jets 10/11.






**HONORS:** 1992: Pro Football Weekly/Pro Football Writers Association NFL All-Rookie Team.

**COLLEGE:** Two-year starter who earned All-America and All-SWC honors as junior and senior at ILB. . . career totals included 184 tackles, 106 solo, 16 tackles for losses (72 yards), 7.5 sacks, three recovered fumbles and one forced fumble. . . was first-team All-America choice of The Poor Man's Guide and consensus all-conference pick as senior with 92 tackles, 50 solo, 4.5 sacks, eleven tackles for losses (46 yards), three passes defensed, one forced fumble and one recovered fumble. . . helped lead team to Cotton Bowl. . . was honorable mention All-America by The Poor Man's Guide as junior. . . totaled 92 tackles, 56 solo, 18 QB pressures, five tackles for losses (26 yards), three sacks and two fumble recoveries. . . helped lead team to Holiday Bowl. . . kinesiology major.

**PERSONAL:** Full name is Quentin John Coryatt. . . born in St. Croix, Virgin Islands. . . attended Lee High School in Baytown, Tex. . . lettered in football, baseball and track. . . single. . . resides in Sugarland, Tex.

## 80 AARON COX

**Wide Receiver 5-10 178**  
**Arizona State**  
**2nd Year With Colts,**  
**7th in NFL**  
**Free Agent-1993**  
**Born: March 13, 1965**



**GAMES STARTED/PLAYED:** (1988, 15/16); (1989, 4/16); (1990, 1/14); (1991, 5/15); (1992, 3/10); (1993, 0/11) Total 28/82 Total with Colts 0/11

**PRO:** Entering his second season with the Colts, his seventh in the NFL. . . signed as unrestricted free agent with the Colts on April 14, 1993. . . originally was first-round pick of the Rams in the 1988 draft, the 20th selection overall. . . pick was obtained from Colts along with Colts second-round picks in 1988 and 1989 and RB-Owen Gill, along with Buffalo's first pick in 1988 and first and second picks in 1989 and RB-Greg Bell, while Rams sent RB-Eric Dickerson to Colts and Colts sent LB-Cornelius Bennett to Buffalo.

**1993:** Saw action in eleven games as reserve. . . was inactive due to hamstring injury 10/3 at Denver. . . did not play 10/10 vs. Dallas, 10/31 vs. New England, 11/29 vs. San Diego and 12/5 at Jets. . . totaled 4-59 receiving. . . had season-long 24-yard grab 11/7 at Washington. . . was 1-16 vs. Cleveland 9/26, 1-12 vs. Philadelphia 12/19 and 1-7 vs. Buffalo 1/2/94.

**CAREER NOTES:** **1992:** Saw action in 10 games with three starts for Rams. . . missed final six games due to hamstring injury. . . was inactive 11/22 vs. San Francisco. . . spent final five weeks of season on injured reserve. . . earned starts 10/18 vs. Giants, 11/1 at Atlanta and 11/15 at Dallas. . . totaled 18-261 receiving. . . was 5-74 11/8 vs. Phoenix for top game. . . totaled 5-73 at Giants. **1991:** Saw action in 15 games, starting five. . . was inactive 12/22 at Seattle with sprained sternum. . . earned all five starts in first half of season. . . totaled 15-216 receiving. . . was 4-31 vs. San Diego 10/13 for top receptions game. . . was 1-32 at New Orleans 9/15 for top yardage game. **1990:** Saw action in 14 games, starting one. . . did not play 10/7 vs. Cincinnati and 12/2 at Cleveland due to right hamstring injury. . . earned start 11/25 at San Francisco. . . was 17-266 receiving. . . was 4-45 vs. Giants 11/11 for top game. **1989:** Saw action in all 16 games, starting four. . . started weeks 11-15 for injured Henry Ellard. . . was 20-340, three TDs receiving. . . was 5-103, two TDs at Dallas 12/3 for top game. . . was 4-55 at New Orleans 11/26. . . had 51t vs. Giants 11/12. **1988:** Saw action in 16 games, starting 15. . . did not start 11/6 at



## COX/CULVER

Philadelphia . . . was 28-590, five TDs receiving . . . was 4-43 vs. Detroit 9/11 . . . was 4-74 vs. Phoenix 10/2 . . . was 4-42 at San Francisco 12/18 . . . had 54t at Raiders 9/18 . . . had 69t at Giants 9/25 . . . had 44t vs. San Francisco 10/16 . . . had 32t vs. Seattle 10/23 . . . had 20t vs. San Diego 11/20.

**COLLEGE:** Four-year letterman and three-year starter . . . career totals included 136-2,694, 12 TDs receiving . . . named first-team All-Pac Ten as senior with 42-870, five TDs . . . helped team to 7-4-1 record and Freedom Bowl . . . named first-team All-Pac Ten as junior after totaling 35-695, two TDs . . . helped lead team to 10-1-1 record, Pac Ten championship and Rose Bowl victory over Michigan . . . recorded 40-788, five TDs as sophomore . . . helped team to 8-4 record and Holiday Bowl . . . was 19-341 as freshman.

**PERSONAL:** Full name is Aaron Dion Cox . . . born in Los Angeles, Calif. . . attended Dorsey High School . . . enjoys tennis and making short movies with video camera . . . single . . . resides in Tempe, Ariz.

### CAREER STATISTICS

#### RECEIVING


Year	No.	Yds.	Avg.	LG	TD
1988 LA Rams	28	590	21.1	69t	5
1989 LA Rams	20	340	17.0	51t	3
1990 LA Rams	17	266	15.6	32	0
1991 LA Rams	15	216	14.4	39	0
1992 LA Rams	18	261	14.5	26	0
1993	4	59	14.8	24	0
<b>TOTAL</b>	<b>102</b>	<b>1732</b>	<b>17.0</b>	<b>69t</b>	<b>8</b>

#### CAREER BEST

<b>Receptions:</b>	5	at Dallas 12/3/89
		at NY Giants 10/18/92
		vs. Phoenix 11/8/92
<b>Yards:</b>	103	at Dallas 12/3/89
<b>Longest:</b>	69t	at NY Giants 9/25/88
<b>TDs:</b>	2	at Dallas 12/3/89

## 35 RODNEY CULVER

**Running Back 5-9 224**  
**Notre Dame**  
**3rd Year With Colts**  
**Draft-4a, 1992**  
**Born: December 23, 1969**



**GAMES STARTED/PLAYED: (1992, 2/16); (1993, 1/16) Total 3/32**

**PRO:** Entering his third season with the Colts . . . was the Colts' first pick in the fourth round of the 1992 draft, the 85th selection overall.

**1993:** Saw action in each game, earning lone start 12/5 at Jets . . . served main role as short-yardage back . . . was 65-150, three TDs rushing, 11-112, one TD receiving . . . led club with five total TDs . . . was 6-28 rushing 11/21 at Buffalo for top yardage game . . . was 13-25 rushing and 3-23 receiving 12/5 at Jets for top rushing attempts and receptions game . . . was 1-26 receiving 1/2/94 vs. Buffalo for top yardage outing . . . had 3t and 1t scoring rushes and 3t reception from QB-Jeff George 10/24 at Miami . . . had 1t rush 11/14 vs. Jets . . . had 56t fumbled punt return 9/5 vs. Miami for second-longest fumble return in team history . . . joined Curtis Dickey (13, 1980; 10, 1981) as only Colts to lead club in TDs in first two seasons . . . has 14 career TDs (11 rushing, 2 receiving, 1 return).

**CAREER NOTES: 1992:** Saw action in each game, earning starts 9/13 vs. Houston and 12/27 at Cincinnati . . . was 121-321, seven TDs





rushing and 26-210, two TDs receiving . . . nine total TDs ranked T2nd in club history for rookies (13, Curtis Dickey, 1980; 9, Alan Ameche, 1955; 9, Lenny Moore, 1956), while seven rushing TDs ranked third (11, Dickey; 9, Ameche) . . . was T4th in AFC TDs, T16th in NFL . . . posted 14-92 rushing, one TD, and 7-51 receiving for top game in season finale at Cincinnati . . . 36t rush was winning score and marked team's longest rush of season . . . was 28-53 rushing for top attempts game 12/6 at New England . . . had rushing and receiving TDs in a game twice (11/15 vs. New England: 1t reception from QB-Jeff George, 1t rush; 11/22 at Pittsburgh: 1t rush, 4t reception from QB-Jack Trudeau) . . . had other rushing TDs 10/4 at Tampa Bay (two yards), 10/25 at Miami (four yards) and 11/29 vs. Buffalo (four yards).

**HONORS: 1992:** The Football News NFL All-Rookie Team.

**COLLEGE:** Four-year letterman and two-year starter . . . career totals included 340-1,697, 15 TDs rushing and 20-231, two TDs receiving . . . named honorable mention All-America by The Poor Man's Guide as senior with 101-550, two TDs rushing and 6-76 receiving . . . was career-high 13-118, one TD rushing at Hawaii . . . earned honorable mention All-America notice by The Football News and The Poor Man's Guide as junior after leading team with 150-710, five TDs rushing . . . was 13-145, two TDs receiving . . . named third-team All-America by The Sporting News after posting 59-242, five TDs rushing as sophomore . . . was 30-195, three TDs rushing as freshman . . . helped lead team to National Championship . . . finance major.

**PERSONAL:** Full name is Rodney Dwayne Culver . . . born in Detroit, Mich. . . attended St. Martin dePorres High School . . . was three-time all-state football selection . . . three-year letterman in basketball and track . . . helped lead basketball team to two state titles while capturing 100-meter state title as freshman and sophomore . . . Culver and his wife, Karen, reside with their daughter, Briana Angelina (2/17/94), in Indianapolis.

**CAREER STATISTICS**


RUSHING						RECEIVING				
Year	No.	Yds.	Avg.	LG	TD	No.	Yds.	Avg.	LG	TD
1992	121	321	2.7	36t	7	26	210	8.1	27	2
1993	65	150	2.3	9	3	11	112	10.2	26	1
<b>TOTAL</b>	<b>186</b>	<b>471</b>	<b>2.5</b>	<b>36t</b>	<b>10</b>	<b>37</b>	<b>322</b>	<b>8.7</b>	<b>27</b>	<b>3</b>

**CAREER BEST**

RUSHING				RECEIVING			
<b>Carries:</b>	28	at	New England 12/6/92	<b>Receptions:</b>	7	vs.	Cleveland 9/6/92
<b>Yards:</b>	92	at	Cincinnati 12/27/92			at	Cincinnati
<b>Longest:</b>	36t	at	Cincinnati 12/27/92				12/27/92
<b>TDs:</b>	2	at	Miami 10/24/93	<b>Yards:</b>	78	vs.	Cleveland 9/6/92
				<b>Longest:</b>	27	vs.	Cleveland 9/6/92
				<b>TDs:</b>	1	vs.	New England
							11/15/92
						at	Pittsburgh
							11/22/92
						at	Miami 10/24/93

**38 EUGENE DANIEL**

**Defensive Back 5-11 188**  
**Louisiana State**  
**11th Year With Colts**  
**Draft-8, 1984**  
**Born: May 4, 1961**



**GAMES STARTED/PLAYED: (1984, 13/15); (1985, 16/16); (1986,**



## DANIEL

15/15); (1987, 11/12); (1988, 15/16); (1989, 14/15); (1990, 15/15); (1991, 16/16); (1992, 13/14); (1993, 16/16) Total 144/150

**PRO:** Entering his eleventh season with the Colts . . . was the Colts' eighth-round pick in the 1984 draft, the 210th selection overall.

**1993:** Started all 16 games at RCB . . . was one of seven Colts to start each game . . . ranked eighth on club in tackles and third among DBs with 63, 47 solo . . . had one interception (17 yards) and led the team with 14 passes defended . . . had eight tackles, seven solo, 9/12 at Cincinnati for top game . . . had six tackles, five solo, and one pass defended 12/19 vs. Philadelphia . . . had six tackles, four solo, and one pass defended 11/29 vs. San Diego . . . had two passes defended and one int. 12/5 at Jets . . . int. of QB-Boomer Esiason and 17-yard return with 1:01 remaining set up Colts winning FG . . . ranks eighth in club history with 26 career interceptions . . . had two passes defended 9/26 vs. Cleveland, 10/10 vs. Dallas and 10/31 vs. New England . . . career totals include 596 tackles, 152 passes defended, 26 interceptions (235 yards), four sacks (50 yards), four forced fumbles and four recovered fumbles.

**CAREER NOTES: 1992:** Saw action in 14 games, starting 13 at RCB . . . was inactive 9/6 vs. Cleveland and 9/13 vs. Houston due to knee injury . . . saw reserve action 9/20 at Buffalo . . . had 56 tackles, 49 solo, 14 passes defended, two sacks (six yards), and one interception . . . had six tackles, four solo, and one sack (two yards) 11/15 vs. New England . . . had three passes defended 11/29 vs. Buffalo and 12/20 vs. Phoenix . . . had interception 10/4 at Tampa Bay.

**1991:** Started all 16 games at RCB and totaled 58 tackles, 38 solo, 10 passes defended, three interceptions (22 yards) and one fumble forced . . . had seven tackles, three solo, vs. Miami 11/3 for top outing . . . interceptions came 9/22 vs. Detroit (10 yards), 10/6 vs. Pittsburgh and 10/20 vs. Jets (12 yards).

**1990:** Started 15 games at RCB . . . was inactive 10/7 vs. Kansas City due to knee injury suffered at Philadelphia 9/30 . . . had 59 tackles, 48 unassisted . . . led team with 18 passes defended, while also forcing one fumble.

**1989:** Started 14 of 15 games at RCB . . . missed starts 11/19 vs. Jets and 11/26 vs. San Diego due to virus . . . was inactive vs. Jets, but did play extensively vs. San Diego . . . had 51 tackles, 41 solo, one interception (34 yards), 14 passes defended, one forced fumble and one fumble recovered . . . had six stops 9/24 vs. Atlanta, 10/15 at Denver and 11/12 at Buffalo for top tackle games.

**1988:** Started every game at RCB except 10/9 at Buffalo . . . had 65 tackles, 52 solo, 13 passes defended and two interceptions (44 yards) . . . had 41t interception 10/16 vs. Tampa Bay for deciding score in 35-31 win . . . had eight special teams tackles.

**1987:** Missed weeks three through five and start 11/1 at Jets . . . had 39 tackles, 30 solo, 17 passes defended and two interceptions (34 yards) . . . was last player to intercept Dan Fouts at San Diego 12/20 . . . had five unassisted tackles in 1/9/88 Divisional Playoffs at Cleveland.

**1986:** Missed contest 11/16 at Jets . . . had 69 stops, 52 solo, two interceptions, a team-high 15 passes defended and one fumble recovery . . . returned blocked punt 13 yards for TD with :20 remaining 12/7 at Atlanta in Colts' 28-23 win.

**1985:** Led club for second straight season with eight interceptions (53 yards), T2nd in NFL thefts . . . had 74 tackles, 65 solo, and 23 passes defended . . . named All-AFC by The Football News . . . was 3-45 interceptions and had fumble recovery for 25 yards vs. Green Bay 10/27 to earn AFC Defensive Player of the Week honors . . . three interceptions tied the Colts' single-game record . . . had one interception, nine tackles and a blocked FG vs. Denver 10/13 . . . recovered two fumbles, forced one and had 13 special teams tackles.

**1984:** Stepped in at RCB and picked off a team-high six passes . . . had two thefts in debut 9/2 vs. Jets . . . had 62 tackles, 45 unassisted, 14 passes defended and five special teams tackles.

**HONORS: 1985:** The Football News All-AFC Team . . . AFC Defensive Player of the Week 10/27 vs. Green Bay.

**COLLEGE:** Four-year player at LSU . . . signed originally as a quarterback out of high school, but was converted into a defensive back . . . was LSU's seventh-leading tackler in 1983 with 66 . . . had



## DANIEL/DAWKINS



four interceptions for 22 yards . . . had 156 career tackles as a Tiger . . . played on LSU's 1982 Orange Bowl team . . . holds degree in marketing.

**PERSONAL:** Full name is Eugene Daniel . . . born in Baton Rouge, La. . . attended Robert E. Lee High School . . . has 4.48 speed . . . single . . . resides in Atlanta, Ga.

### CAREER STATISTICS

#### INTERCEPTIONS


Year	No.	Yds.	Avg.	LG	TD
1984	6	25	4.2	18	0
1985	8	53	6.6	29	0
1986	2	6	3.0	3	0
1987	2	34	17.0	38	0
1988	2	44	22.0	41t	1
1989	1	34	34.0	34	0
1990	0	0	0.0	0	0
1991	3	22	7.3	12	0
1992	1	0	0.0	0	0
1993	1	17	17.0	17	0
<b>TOTAL</b>	<b>26</b>	<b>235</b>	<b>9.0</b>	<b>41t</b>	<b>1</b>

#### CAREER BEST

<b>Number:</b>	3	vs. Green Bay 10/27/85
<b>Yards:</b>	45	vs. Green Bay 10/27/85
<b>Longest:</b>	41t	vs. Tampa Bay 10/16/88
<b>TDs:</b>	1	vs. Tampa Bay 10/16/88

## 87 SEAN DAWKINS

**Wide Receiver 6-4 210**  
**California**  
**2nd Year With Colts**  
**Draft-1, 1993**  
**Born: February 3, 1971**



**GAMES STARTED/PLAYED: (1993, 7/16) Total 7/16**

**PRO:** Entering his second season with the Colts . . . originally was a first-round pick by Colts in the 1993 draft, the 16th selection overall.

**1993:** Saw action in 16 games with seven starts . . . earned starts in three-WR sets 9/5 vs. Miami, 10/10 vs. Dallas, 10/24 at Miami, 10/31 vs. New England, 11/7 at Washington, 12/12 at Giants and 12/19 vs. Philadelphia . . . was 26-430, one TD receiving . . . ranked fourth on club in receiving yards and fifth in receptions . . . was 8-144 including season-long 68-yard reception vs. Dallas for top game . . . earned game ball after 4-86 performance vs. New England . . . was 3-56 at Giants . . . first career reception was 25t from QB-Jack Trudeau in rookie debut vs. Miami.

**COLLEGE:** Three-year letterman and two-year starter who totaled 120-2,028, 30 TDs receiving for career . . . career TD totals set school record, while receptions ranked 4th and yardage ranked 2nd . . . selected first-team All-America by Associated Press, The Sporting News, the Walter Camp Foundation, Football Writers Association and The Poor Man's Guide with 65-1,070, 14 TDs as junior, all school seasonal records . . . was unanimous All-Pac Ten choice . . . was 9-130, 3 TDs vs. San Jose State . . . was 6-156, 1 TD vs. Washington . . . was 7-93, 3 TDs vs. Southern Cal, 9-142 vs. Arizona, 5-72, 2 TDs vs. UCLA and 9-144, 2 TDs vs. Stanford for other top games . . . was 40-723, 11 TDs as sophomore . . . top games were 5-101, 1 TD against Oregon, 4-68, 3 TDs versus Southern California and 6-139, 2 TDs against Stanford . . . was 5-55, 1 TD in Citrus Bowl win over Clemson . . . had 66t vs. Stanford and 59t vs. Washing-



## DAWKINS/DIXON

ton . . . was 15-235, 5 TDs as freshman . . . missed first three games with thigh bruise . . . was reserve until starting final two games . . . was 4-41 in Copper Bowl win over Wyoming . . . first career reception was 20t vs. Arizona . . . was 8-17.9 KOR and 3-11.7 PR for career . . . business major.

**PERSONAL:** Full name is Sean Russell Dawkins . . . born in Red Bank, N.J. . . attended Homestead (Calif.) High School . . . was 53-1,336, 16 TDs as senior to earn All-De Anza League and All-Central Coast Section first-team honors . . . was second-team All-Bay Area and honorable mention all-state . . . lettered in track and was league champion in 200- (21.7) and 400-meter (48.5), both school records . . . also ran 4x100 relays . . . has 4.5 speed and 32-inch vertical leap . . . entered final collegiate season with 4.3% body fat . . . single . . . resides in Berkeley, Ca.

### CAREER STATISTICS

#### RECEIVING


Year	No.	Yds.	Avg.	LG	TD
1993	26	430	16.5	68	1
<b>TOTAL</b>	<b>26</b>	<b>430</b>	<b>16.5</b>	<b>68</b>	<b>1</b>

#### CAREER BEST

Receptions:	8	vs. Dallas	10/10/93
Yards:	144	vs. Dallas	10/10/93
Longest:	68	vs. Dallas	10/10/93
TDs:	1	vs. Miami	9/5/93

## 69 RANDY DIXON

**Offensive Guard 6-3 305**  
**Pittsburgh**  
**8th Year With Colts**  
**Draft-4, 1987**  
**Born: March 12, 1965**



**GAMES STARTED/PLAYED:** (1987, 0/3); (1988, 16/16); (1989, 16/16); (1990, 14/15); (1991, 11/12); (1992, 15/15); (1993, 15/15) Total 87/92

**PRO:** Entering his eighth season with the Colts . . . was the Colts' fourth-round pick in the 1987 draft, the 85th selection overall.

**1993:** Started 15 games at LG . . . did not play 11/21 at Buffalo due to ankle injury suffered 11/14 vs. Jets . . . helped pave way for Colts highest rushing output and fewest sack total since 1989.

**CAREER NOTES: 1992:** Started 15 games at LG . . . was inactive 11/1 at San Diego due to concussion suffered 10/25 at Miami. **1991:** Started eleven of 12 appearances . . . was slowed through most of season following right calf pull at Denver 8/2 during preseason . . . missed start 9/1 vs. New England and played as reserve 9/15 at Raiders . . . re-injured calf in start 9/29 at Seattle and spent next three games on injured reserve . . . returned to start final eight games at LG (starts earlier in season came at RG, his first starting stint on that side of line) . . . was one of 15 linemen for club during injury-filled season, one of seven linemen to start more than one position. **1990:** Started 13 of 14 games at LG . . . missed week one 9/9 at Buffalo while unsigned and did not start following week 9/16 vs. New England . . . games and starts missed were first since earning starting job in 1988 and snapped streak of 32 consecutive starts . . . had been in lineup for every offensive snap in each of past two seasons. **1989:** Started every game and was in lineup for every offensive snap for second consecutive season . . . was one of three Colts linemen to start every game (C-Ray Donaldson, RG-Ben Utt) . . . blocking






abilities helped offensive unit hold 115.9 rushing avg. and allow the fourth-lowest sack total (28) in the NFL . . . recovered fumble in end-zone for touchdown 11/12 at Buffalo. **1988:** Earned starting job at LG in second season with Colts . . . was only starter on offensive line for every offensive snap . . . was solid all season, and played vital role in success of Colts offensive production. **1987:** Served as backup at both guard positions . . . played in games 11/15 at Miami, 11/22 at New England and 12/6 at Cleveland during regular season, and in 1/9/88 AFC Divisional Playoffs at Cleveland . . . found playing time sparse as veteran line remained intact throughout entire season.

**COLLEGE:** Started on offensive line for four years at Pittsburgh . . . emerged as a dominating blocker, earning first-team All-America honors from UPI and The Sporting News, second-team notice from CPFN, third-team honors from AP, while member of the Walter Camp and Kodak All-America units . . . as RT helped Panthers avg. 240.1 ypg. passing as senior . . . managed 90 percent blocking grade as senior . . . was AP and UPI honorable-mention All-America as junior . . . had 17 knockdown blocks against South Carolina as junior . . . alternated with Bill Fralic on both sides of line as sophomore . . . tabbed freshman All-America by Football News in 1983 . . . administration of justice major.

**PERSONAL:** Full name is Randall Charles Dixon . . . born in Clewiston, Fla. . . attended Clewiston High School . . . earned four letters in track . . . was two-time all-state football selection . . . Dixon and his wife, Patricia, reside with their daughter, Desiree (11/3/91), in Indianapolis.

## 90 STEVE EMTMAN

**Defensive End 6-4 300**  
**Washington**  
**3rd Year With Colts**  
**Draft-1a, 1992**  
**Born: April 16, 1970**



**GAMES STARTED/PLAYED: (1992, 9/9); (1993, 5/5) Total 14/14**

**PRO:** Entering his third season with the Colts . . . was the Colts' first pick in the first round of the 1992 draft, the first selection overall.

**1993:** Started first five games before being lost for season after suffering torn anterior cruciate ligament, medial collateral ligament and patella tendon in right knee 10/10 vs. Dallas . . . had surgery 10/11 to repair the medial collateral ligament and patella tendon . . . had reconstructive surgery 1/7/94 on anterior cruciate ligament . . . had 22 tackles, 16 solo, and one sack (eight yards) at time of injury . . . had eight tackles, five solo and one batted pass 9/12 at Cincinnati for top game . . . had six tackles, five solo and one batted pass 10/3 at Denver . . . had five tackles, four solo, 9/5 vs. Miami . . . had sack 9/26 vs. Cleveland . . . named winner of Ed Block Courage Award by vote of teammates, an annual recognition of courageous play by an individual . . . career totals include 71 total tackles, six QB pressures, four sacks (37 yards), one interception (90 yards) and one forced fumble.

**CAREER NOTES: 1992:** Started first nine games at LE before sustaining partial tear of anterior cruciate ligament in left knee 11/8 vs. Miami . . . had reconstructive surgery 12/2 . . . totaled 49 tackles, 33 solo, six QB pressures, three sacks (29 yards), one interception (90 yards) and one forced fumble . . . had twice as many tackles as any other team DL and had made 49 of 119 tackles by the DL at time of injury . . . named AFC Defensive Player of the Week 10/25 at Miami after totaling five tackles, two solo, one interception, one sack (seven yards), one forced fumble and one QB pressure . . . 90th interception return came on final play of 31-20 win . . . theft was T3rd-longest



## EMTMAN/ETHEREDGE

in club history and marked longest in NFL history by a defensive lineman . . . forced fumble at Miami led to Colts first TD . . . had season-high eleven tackles, nine solo, at San Diego 11/1 . . . totaled 10 tackles, six solo, and one sack (14 yards) vs. Jets 10/11 . . . had eight tackles, three solo, and two QB pressures 10/4 at Tampa Bay . . . had other sack (eight yards) 9/6 vs. Cleveland.


**HONORS: 1992:** AFC Defensive Player-of-the-Week 10/25 at Miami . . . Pro Football Weekly/Pro Football Writers Association NFL All-Rookie . . . The Football News NFL All-Rookie.

**COLLEGE:** Three-year letterman and two-year starter . . . career totals included 134 tackles, 36.5 tackles for losses, 14 sacks (96 yards), four passes defended, two fumble recoveries and one interception . . . consensus first-team All-America and All-Pac Ten pick while starting every game as junior . . . became first player in Pac Ten history to win Lombardi Award and Outland Trophy . . . helped lead Huskies to 12-0 record and UPI and USA Today/CNN National Championship . . . named nation's Defensive Player-of-the-Year by Chevrolet and The Football News . . . finished fourth in Heisman Trophy balloting . . . had 60 tackles, 19.5 tackles for losses, and 6.5 sacks (33 yards) . . . was consensus second-team All-America and first-team Pac Ten honoree as sophomore starter . . . was first sophomore to win Morris Trophy as conference's top DL . . . had 55 tackles, 16 for losses (85 yards), and 7.5 sacks (63 yards) . . . started three of eleven games as freshman . . . totaled 19 tackles and one tackle for loss (two yards) . . . redshirted in 1988 . . . small business management major.

**PERSONAL:** Full name is Steven Charles Emtman . . . born in Spokane, Wash. . . attended Cheney High School . . . three-year letterman as offensive and defensive lineman . . . was two-year starter for basketball team . . . was two-time state AA champion in discus with a personal record of 184 feet . . . single . . . resides in Cheney, Wash.

## 48 CARLOS ETHEREDGE

**Tight End 6-5 259**  
**Miami (Florida)**  
**2nd Year With Colts**  
**Draft-6, 1993**  
**Born: August 10, 1970**



**GAMES STARTED/PLAYED: (1993, 0/0) Total 0/0**

**PRO:** Entering his second season with the Colts . . . originally was a sixth-round pick by Colts in the 1993 draft, the 157th selection overall.

**1993:** Spent entire season on injured reserve with thumb injury.

**COLLEGE:** Four-year letterman who started final season at OT after playing as reserve TE and special teamer . . . started 10 games and Sugar Bowl against Alabama as senior OT after being shifted from TE prior to season . . . played in 10 games with no starts as junior TE . . . totaled 3-25, 1 TD receiving . . . had lone TD reception vs. Tulsa . . . was reserve TE as sophomore . . . lone seasonal reception was 10-yarder against Kansas . . . was 4-35, 1 TD receiving for career . . . action as freshman came on field goal and PAT squads . . . was redshirt in 1988 . . . criminal justice major.


**PERSONAL:** Full name is Carlos Sebastian Etheredge . . . born in Albuquerque, N.M. . . attended Del Norte High School . . . was first-team all-state and second-team All-America as senior TE . . . was also honorable mention all-state as DT . . . also lettered in basketball and track . . . single . . . resides in Miami, Fla.





## 37 CHRIS GOODE

**Defensive Back 6-0 199**  
**Alabama**  
**8th Year With Colts**  
**Draft-10, 1987**  
**Born: September 17, 1963**



**GAMES STARTED/PLAYED:** (1987, 0/8); (1988, 8/13); (1989, 8/15); (1990, 10/16); (1991, 15/15); (1992, 15/15); (1993, 10/14)  
**Total 66/96**

**PRO:** Entering his eighth season with the Colts . . . was the Colts' tenth-round pick in the 1987 draft, the 253rd selection overall.

**1993:** Saw action in 14 games, earning 10 starts at LCB . . . started games 1-3, 5, and 11-16 . . . did not play 10/3 at Denver due to ankle injury . . . missed most of 10/10 contest vs. Dallas with neck injury . . . was inactive 10/24 at Miami due to shoulder injury . . . posted 45 tackles, 32 solo, and ranked second on club with 12 passes defended . . . had five or more total tackles eight times . . . had seven tackles, two solo, 12/16 at New England for top outing . . . had six tackles, four solo, and four passes defended 12/19 vs. Philadelphia . . . had two passes defended 9/5 vs. Miami and 12/5 at Jets . . . had one pass defended on four other occasions . . . career totals include 308 total tackles, 83 passes defended, seven interceptions (183 yards), five recovered fumbles, three QB pressures, two sacks (13 yards) and two forced fumbles.

**CAREER NOTES: 1992:** Started 15 games at LCB, matching highest seasonal start total . . . did not play 12/27 at Cincinnati . . . had 72 tackles, 61 solo, 13 passes defended, two interceptions (93 yards) and two QB pressures . . . ranked second on team in passes defended . . . posted five or more total tackles eight times . . . had eight solo tackles, two passes defended and one interception (46 yards) at Tampa Bay 10/4 for top game . . . totaled eight tackles, four solo, 11/1 at San Diego. **1991:** Started 15 games at LCB . . . missed game 11/24 at Green Bay due to neck/shoulder injury . . . ranked first among DBs with 79 tackles, 66 solo . . . led team with 19 passes defended . . . added two sacks (13 yards) and two interceptions (27 yards) . . . totaled eight solo tackles, three passes defended, one interception and one sack (eight yards) 11/17 vs. Chicago for top game . . . had sack at New England (five yards) and interception (27 yards) 9/22 vs. Detroit. **1990:** Started 10 of 16 games . . . started at RCB vs. Kansas City 10/7 in place of injured Eugene Daniel . . . started weeks 7-12 and 14-16 at LCB . . . had 35 tackles, 25 unassisted, eleven passes defended, one interception (10 yards), two fumbles recovered and one fumble forced . . . had 54t fumble return vs. Miami 10/28 . . . had four tackles and four passes defended vs. Washington 12/22. **1989:** Started eight of 15 games . . . did not start 9/10 vs. San Francisco due to knee and groin injuries, but served in nickel package . . . started weeks 2-5 and 7-10 at LCB . . . did not start 10/15 at Denver . . . missed game 11/19 vs. Jets with hamstring injury . . . had 34 tackles, 27 solo, eleven passes defended and one QB pressure . . . had 10 special teams tackles, four solo, and two blocked punts (vs. San Francisco and 12/17 vs. Miami). **1988:** Provided solid coverage in secondary before knee injury ended season . . . began as backup, then started at RCB 10/9 at Buffalo in place of injured Eugene Daniel . . . was shifted to LCB . . . played in 13 games, eight as starter, before missing final three games . . . starting string ended 11/27 vs. New England . . . had 38 tackles, 31 unassisted, 16 passes defended, three fumble recoveries, two interceptions (53 yards) and one fumble recovery. **1987:** Appeared in final eight games of season, after spending first half of year on injured reserve (abdominal strain/contusion) . . . saw action as reserve and special teamer . . . had five tackles defensively and one pass defended, plus eleven tackles, eight



## GOODE/GRANT


solo, on kickoff coverage unit.

**COLLEGE:** Played two seasons at Alabama following a red-shirt year in 1984 . . . had top year as senior with 35 tackles and three passes defended . . . contributed six tackles in nine games as a reserve in 1985 . . . began collegiate career as halfback at North Alabama . . . communications major . . . brothers Kerry and Pierre played for Alabama during 1987.

**PERSONAL:** Full name is Christopher Kimberly Goode . . . born in Town Creek, Ala. . . attended Hazelwood High School . . . led team to state high school title by rushing for 1,528 yards and four TDs while intercepting eleven passes . . . rushed for 269 yards on just six carries during a game as a senior . . . single . . . resides in Town Creek, Ala.

### 59 STEPHEN GRANT

**Linebacker 6-0 242**  
**West Virginia**  
**3rd Year With Colts**  
**Draft-10, 1992**  
**Born: December 23, 1969**



**GAMES STARTED/PLAYED:** (1992, 0/16); (1993, 0/16) Total 0/32  
**PRO:** Entering his third season with the Colts . . . was the Colts' tenth-round pick in the 1992 draft, the 227th selection overall.


**1993:** Saw action in all 16 games . . . saw majority of action on special teams and ranked first on club with 22 special teams tackles, nine solo . . . had four special teams tackles, two solo, 9/5 vs. Miami and four special teams tackles 12/5 at Jets for top outings . . . had lone solo tackle at linebacker 10/3 at Denver . . . career totals include 10 total tackles.

**CAREER TOTALS: 1992:** Saw action in all 16 games, primarily as special teamer . . . ranked third on club in special teams tackles with 14, seven solo . . . had nine defensive tackles, five solo . . . posted three tackles, two solo, as reserve 11/1 at San Diego and 11/22 at Pittsburgh . . . had three tackles, one solo, 11/8 vs. Miami . . . had top special teams performance 10/25 at Miami with three tackles, two solo.

**COLLEGE:** Four-year letterman and three-year starter . . . career totals included 437 tackles, 16 passes defended, 14 tackles for losses (60 yards), five sacks and two interceptions (33 yards) . . . named second-team All-America and first-team All-Big East as senior by The Poor Man's Guide . . . served as captain and led team with 147 tackles, 94 solo, two sacks and eight tackles for losses (36 yards) . . . was honorable mention All-America by The Football News and second-team All-East by AP as junior . . . had 141 tackles, 91 solo, six passes defended, two sacks and two interceptions . . . had 102 tackles, 53 solo, as sophomore . . . only true freshman to see action in 1988 . . . totaled 55 tackles, 33 solo, as reserve ILB . . . sociology and anthropology major . . . earned Athletic Director's Academic Honor Roll recognition.


**PERSONAL:** Full name is Stephen Grant . . . born in Miami, Fla. . . attended Southridge High School . . . he and his wife, Leslie, reside with their son, Robert (12/12/91) in Indianapolis.





## 75 CECIL GRAY

**Offensive Line 6-4 305**  
**North Carolina**  
**2nd Year With Colts,**  
**5th in NFL**  
**Free Agent-1993**  
**Born: February 16, 1968**



**GAMES STARTED/PLAYED: (1990, 1/12); (1991, 2/2); (1992, 0/2); (1993, 2/8) Total 5/24 Total with Colts 2/6**

**PRO:** Entering his second season with the Colts, his fifth in the NFL . . . signed by Colts as free agent on October 12, 1993 . . . originally was a ninth-round pick by Philadelphia in the 1990 draft, the 245th selection overall . . . moved to practice squad from injured reserve on October 18, 1991 . . . waived on August 29, 1992 . . . signed as free agent by Green Bay on October 27, 1992 . . . waived on August 24, 1993 . . . signed as free agent by New Orleans on August 31, 1993 . . . waived on October 7, 1993.

**1993:** Saw action in six contests for Colts, earning starts at RG 12/12 at Giants and 12/19 vs. Philadelphia in place of injured Bill Schultz . . . was inactive 10/24 at Miami and 10/31 vs. New England and did not play 11/14 vs. Jets . . . suffered sprained left arch in first quarter vs. Philadelphia and missed remainder of contest . . . placed on injured reserve 12/21 and missed final two games . . . saw reserve action for New Orleans 9/5 vs. Houston and 9/12 at Atlanta . . . was inactive 9/19 vs. Detroit, 9/26 vs. San Francisco and 10/3 at Rams.

**CAREER NOTES: 1992:** Saw action in two games with no starts for Green Bay . . . served primarily as backup to LT-Ken Ruettggers . . . was inactive for five games and saw special teams action 12/20 vs. Rams and 12/27 at Minnesota. **1991:** Began regular season as starting LT for Philadelphia . . . earned starts in first two games 9/1 at Green Bay and 9/8 at Phoenix . . . suffered injured knee at Phoenix and spent six weeks on injured reserve before being placed on practice squad.

**1990:** Saw action in 12 games, earning start at DT 11/4 vs. New England . . . also saw defensive action in three other contests.


**COLLEGE:** Four-year letterman and three-year starter . . . totaled 91 tackles and one sack while earning honorable mention All-America and first-team All-Atlantic Coast Conference honors as senior . . . helped lead team to Aloha Bowl as freshman . . . holds degree in journalism.

**PERSONAL:** Full name is Cecil Tarik Gray . . . born in Harlem, N.Y. . . . attended Norfolk (Va.) Catholic High School . . . named school's top performer in football, basketball and track (shot put and discus) as senior . . . initially attended Malloy High School in New York City . . . played high school basketball with Kenny Anderson of the New Jersey Nets . . . hobbies include playing the drums, music and basketball . . . single . . . resides in Marlton, N.J.



# 30 DERWIN GRAY

**Defensive Back 5-11 198**  
**Brigham Young**  
**2nd Year With Colts**  
**Draft-4a, 1993**  
**Born: April 9, 1971**



**GAMES STARTED/PLAYED: (1993, 0/11) Total 0/11**

**PRO:** Entering his second season with the Colts . . . originally was a fourth-round pick by Colts in the 1993 draft, the 92nd selection overall.


**1993:** Saw reserve action in final eleven games . . . was inactive for first four contests and did not play 10/10 vs. Dallas . . . did not have any defensive statistics . . . had one assisted special teams tackle.

**COLLEGE:** Four-year letterman who started final three seasons at FS . . . career totals included 281 tackles, 134 solo, 14 interceptions (103 yards, 2 TDs), 29 passes defensed, four fumbles forced and three fumbles recovered (1 TD) . . . was honorable mention All-America by The NFL Draft Report, UPI and The Football News as senior with 80 tackles, 47 solo, five interceptions (13 yards), eleven passes defensed, one fumble forced and one fumble recovered . . . was Jim Thorpe Award nominee . . . had 13 tackles, one interception (13 yards), one fumble forced and one fumble recovered vs. UCLA for top game . . . had 14 tackles and two passes defensed vs. Notre Dame . . . had 127 tackles, 49 solo, three interceptions (33 yards), nine passes defensed, two fumbles forced and two fumbles recovered as junior to earn All-WAC second-team honors . . . played through concussion and shoulder sprain at mid-season . . . had 19 tackles, one interception and one pass defensed vs. Penn State for top game . . . had 62t fumble return and five stops against Colorado State . . . had 71 tackles, 37 solo, six interceptions (57 yards, 2 TDs), eight passes defensed and one fumble forced as sophomore . . . set school record with three interceptions vs. New Mexico, including 17t return . . . had 30t interception vs. Wyoming . . . had 10 stops against San Diego State and eleven vs. Texas A&M in Holiday Bowl . . . played most of season with cast on fractured wrist . . . was reserve and special teamer as freshman . . . sports business management major.

**PERSONAL:** Full name is Derwin Lamont Gray . . . born in San Antonio, Tex. . . attended Judson-Converse High School . . . two-time grid letterman who earned first-team all-state selections . . . has 4.57 speed and 34-inch vertical leap . . . Gray and his wife, Vicki, reside in Provo, Utah.

# 78 JON HAND

**Defensive End 6-7 310**  
**Alabama**  
**9th Year With Colts**  
**Draft-1, 1986**  
**Born: November 13, 1963**



**GAMES STARTED/PLAYED: (1986, 15/15); (1987, 11/12); (1988, 15/15); (1989, 15/16); (1990, 12/12); (1991, 16/16); (1992, 9/15); (1993, 14/15) Total 107/116**

**PRO:** Entering his ninth season with the Colts . . . was the Colts' first-round pick in the 1986 draft, the fourth selection overall . . . pick was





obtained in trade with New Orleans as clubs switched positions in first round and Saints received Colts' 1986 third-round pick (Saints tabbed OT-Jim Dombrowski with sixth overall pick and LB-Pat Swilling in third round).

**1993:** Saw action in 15 games, starting 14 . . . was inactive 9/5 vs. Miami and saw reserve action 9/12 at Cincinnati . . . started 11/29 vs. San Diego at LDE while starting other 13 contests at RDE . . . named Defensive Player-of-the-Year by Thundering Herd Fan Club . . . ranked fifth on team in tackles and first among defensive lineman with 78, 65 solo . . . led team in sacks (5.5-32 yards) and tied for team lead with eight QB pressures . . . had one forced fumble . . . had nine tackles, five solo, 12/26 at New England . . . had eight solo tackles, two sacks (14 yards) and one QB pressure 11/7 at Washington . . . had eight tackles, six solo, 12/5 at Jets and eight tackles, seven solo, 12/12 at Giants . . . had forced fumble and 0.5 sacks (three yards) 11/21 at Buffalo . . . had other sacks 9/26 vs. Cleveland (0 yards), 10/24 at Miami (six yards) and 12/19 vs. Philadelphia (nine yards) . . . career totals include 532 total tackles, 58 QB pressures, 37 sacks (267.5 yards), 12 forced fumbles, seven recovered fumbles, two passes defended and one interception (eight yards).

**CAREER NOTES: 1992:** Saw action in 15 games, starting nine . . . did not play 10/25 at Miami due to sprained ankle suffered 10/18 vs. San Diego . . . saw action as reserve 11/1 at San Diego and in final five games . . . had 24 tackles, 19 solo, three QB pressures, three forced fumbles and one sack (five yards) . . . had five tackles 11/1 vs. Miami and 11/15 vs. New England . . . had lone sack 9/6 vs. Cleveland. **1991:** Had 16-start season at RE for first time of career . . . had 60 tackles, 40 unassisted . . . led team with seven QB pressures . . . tied for team-high honors with five sacks (38 yards) . . . had one fumble recovery . . . had seven tackles, five solo, and two sacks (12 yards) at New England 12/8 for top game. **1990:** Started 12 games at RE . . . was unsigned 9/9 at Buffalo . . . missed 12/2 at Phoenix, 12/9 vs. Buffalo and 12/16 at Jets due to knee injury suffered 11/25 at Cincinnati . . . had 63 tackles, 44 unassisted, 3.5 sacks (27.5 yards), seven QB pressures, two passes defended, one forced fumble and one fumble recovery. **1989:** Enjoyed finest season with 85 tackles, 57 unassisted, 10 sacks (85 yards), nine QB pressures, four forced fumbles, two fumble recoveries and two batted passes . . . did not start 12/24 at New Orleans . . . had season-high eleven tackles, eight solo, 1.5 sacks (nine yards) 11/12 at Buffalo for top game . . . was first double digit sack total by a Colt since Johnie Cooks in 1984 and helped club produce highest total (46) since 1977. **1988:** Missed game at Green Bay 11/13 due to groin injury suffered vs. Jets 11/6 . . . led club with five sacks (34 yards), while totaling 73 tackles, 51 solo, 10 QB pressures and one fumble recovery. **1987:** Missed weeks three through five and start 12/13 vs. Buffalo . . . had 67 tackles, 41 solo, two sacks (14 yards), three QB pressures and one forced fumble . . . had nine stops vs. Miami and vs. New England 10/25 for top games . . . had six solo tackles in Divisional Playoffs 1/9/88 at Cleveland. **1986:** Missed start 10/12 vs. New Orleans . . . had 82 tackles, 53 solo, eleven QB pressures, five sacks, two fumbles forced, two fumble recoveries and one interception . . . had eleven stops 9/7 at New England . . . had four eight-tackle efforts and recovered two fumbles 12/7 at Atlanta while forcing one.

**HONORS: 1986:** Pro Football Weekly NFL All-Rookie Team.

**COLLEGE:** Started every game in 1985, earning first-team All-America honors from The Sporting News and second-team notice by The Football News . . . had 77 tackles, 44 unassisted, eight loss-tackles for 29 yards, and one interception as senior . . . had 234 career tackles (27 for losses) . . . had 13 stops against Penn State, 12 against Tennessee and eleven against Southern Mississippi as senior . . . was first-team All-SEC by AP, UPI and SEC Coaches as senior . . . played 44 games during career . . . named to Alabama's Centennial Team (1891-1991) . . . majored in criminal justice.

**PERSONAL:** Full name is Jon Thomas Hand . . . born in Sylacauga, Ala. . . attended Sylacauga High School . . . earned Parade Magazine All-America honors, along with excelling in basketball and track . . . was state champion in the shot put . . . was academic prep All-




## HAND/HARBAUGH

America . . . all-time favorite athlete is Bubba Smith . . . once served as a stand-in for Smith in the movie "Stroker's Ace" . . . has made annual donations to the Noble Center for Retarded Citizens in Indianapolis during career performance pledge of \$100 per tackle . . . Hand and his wife, Tanya, reside with their daughters, Jessica Elizabeth (1/31/89) and Joie (12/11/90), in Indianapolis.

### 12 JIM HARBAUGH

**Quarterback 6-3 215**  
**Michigan**  
**1st Year With Colts,**  
**8th in NFL**  
**Free Agent-1994**  
**Born: December 23, 1963**



**GAMES STARTED/PLAYED: (1987, 0/6); (1988, 2/8); (1989, 5/12); (1990, 14/14); (1991, 16/16); (1992, 13/16); (1993, 15/15)**  
**Total 65/87**

**PRO:** Entering his first season with the Colts, his eighth in the NFL . . . signed by Colts as free agent on April 8, 1994 . . . originally was Chicago's first-round pick in the 1987 draft, the 26th selection overall . . . waived by Chicago on March 16, 1994.

**1993:** Started 15 games . . . did not play 12/18 vs. Denver due to hand injury . . . totaled 200-325-2,002, 7 TDs/11 ints. . . was 20-31-202, two ints. 10/25 vs. Minnesota for top game . . . was 17-22-192, 2 TDs vs. Tampa Bay 9/26 . . . was 16-28-178, 1 TD/int. 9/5 vs. Giants . . . holds Bears career records for completions (1,023), attempts (1,759), completion percentage (58.2%), interception percentage (3.18%) and consecutive passes without an interception (173; 10/28/90-12/9/90) . . . ranks second in Bears history in passing yards (11,567; Sid Luckman, 14,687) . . . ranks third in career QB rating (74.2) . . . had career record of 35-30 as starter.

**CAREER NOTES: 1992:** Saw action in 16 games with 13 starts . . . did not start 11/29 at Cleveland, 12/7 at Houston and 12/27 at Dallas . . . totaled 202-358-2,486, 13 TDs/12 int. . . was 25-45-260, 2 int. for top completion and attempts game 9/13 at New Orleans . . . was 13-26-304, 2 TD/1 int. for top yardage game 10/18 vs. Tampa Bay . . . was 18-24-280, 2 TDs 9/27 vs. Atlanta . . . set Bears record with 13 straight completions in 16-23-194, 1 TD outing vs. Green Bay 10/25. **1991:** Became first Bears QB to start all 16 games since Vince Evans in 1981 . . . was 275-478-3,121, 15 TDs/16 ints. . . completions and attempts set Bears seasonal record while yardage was second-highest seasonal total . . . was 28-42-303, 1 TD 9/23 vs. Jets for top yardage game . . . was 27-47-244, 4 int. 11/28 at Detroit for top attempts and completion outing . . . set Bears post-season record for single-game completions and attempts with 22-44-218, 1 TD/2 int. performance 12/29 vs. Dallas. **1990:** Started 14 games . . . missed final two games of season and playoffs on injured reserve with shoulder injury . . . was 180-312-2,178, 10 TDs/6 int. . . was 18-25-248, 2 TDs 10/14 vs. Rams for top yardage outing . . . was 23-39-208, 1 TD 12/2 vs. Detroit for top completions and attempts game. **1989:** Saw action in 12 games with five starts . . . did not see action 9/10 vs. Cincinnati, 10/2 vs. Philadelphia, 10/15 vs. Houston and 11/26 at Washington . . . earned starts 11/5 at Green Bay, 11/12 at Pittsburgh, 11/19 vs. Tampa Bay, 12/17 vs. Green Bay and 12/24 at San Francisco . . . was 111-178-1,204, 5 TDs/9 ints. . . set Bears record for highest seasonal completion percentage (62.4) . . . was 20-28-205, 3 TDs vs. Green Bay for top outing. **1988:** Saw action in eight games with two starts . . . did not play games 1-2, 4-5, 7-8, 10 and 16 . . . earned starts 12/5 at Rams and 12/11 vs. Detroit . . . was 47-97-514, 2 int. . . was 18-26-174 vs. Detroit for top game. **1987:** Saw reserve action in six con-





tests . . . was 8-11-62 at San Francisco 12/14 for seasonal passing totals.

**COLLEGE:** Four-year letterman (1983-86) . . . ranks second in school history in completions (387), completion percentage (62.4), and passing yards (5,449) while ranking third in attempts (620) and fourth in TDs (31) . . . earned All-Big Ten honors as senior while setting school single-season records for completions (180), attempts (277) and yards (2,729) . . . had 10 TD tosses . . . ranked second in nation with 157.0 QB rating . . . set school record with eleven 150+ passing games . . . named academic All-Big Ten . . . helped team to 11-2 record and Rose Bowl berth . . . was 145-227-1,976, 18 TDs while leading NCAA in passing efficiency as junior . . . set school record for highest single-game completion percentage (92.3%) with 12-13 outing 11-9-85 vs. Purdue . . . helped lead team to 10-1-1 record and Fiesta Bowl victory over Nebraska . . . led club to 3-1 start as sophomore before missing remainder of season with broken arm . . . club earned Holiday Bowl berth . . . helped lead team to Sugar Bowl berth as freshman . . . redshirted in 1982 . . . holds degree in communications.

**PERSONAL:** Full name is James Joseph Harbaugh . . . born in Toledo, Ohio . . . attended Palo Alto (Ca.) High School . . . named all-league in football, basketball and baseball . . . threw for 2,093 yards and 34 TDs in two seasons . . . averaged 19.8 points and 10.3 rebounds while batting .417 with 5-2 pitching record . . . spokesperson for March of Dimes . . . hobbies include golf, basketball and playing cards . . . won accuracy competition in 1992 Quarterback Challenge . . . father, Jack, is head football coach at Western Kentucky University . . . brother, John, is special teams/tight ends coach at the University of Cincinnati . . . single . . . resides in Chicago, Ill.

## CAREER STATISTICS


Year	PASSING							RUSHING						
	Att-Comp.	Yds.	Pct.	Int.	LG	TD	Rat.	No.	Yds.	Avg.	LG	TD		
1987	11- 8	62	72.7	0	21	0	86.2	4	15	3.8	9	0		
1988	97- 47	514	48.5	2	56	0	55.9	19	110	5.8	19	1		
1989	178- 111	1204	62.4	9	49	5	70.5	45	276	6.1	26	3		
1990	312- 180	2178	57.7	6	80	10	81.9	51	321	6.3	17	4		
1991	478- 275	3121	57.5	16	84	15	73.7	70	338	4.8	20	2		
1992	358- 202	2486	56.4	12	83	13	76.2	47	272	5.8	17	1		
1993	325- 200	2002	61.5	11	48	7	72.1	60	277	4.6	25	4		
<b>TOTAL</b>	<b>1759-1023</b>	<b>11567</b>	<b>58.2</b>	<b>56</b>	<b>84</b>	<b>50</b>	<b>74.2</b>	<b>296</b>	<b>1609</b>	<b>5.4</b>	<b>26</b>	<b>15</b>		

## CAREER BEST

PASSING				RUSHING			
Attempts:	47	at	Detroit 11/28/91	Carries:	8	vs.	Detroit 12/10/89
Completions:	28	vs.	NY Jets 9/23/91				at Green Bay 10/25/92
Yards:	304	vs.	Tampa Bay 10/18/92				at Kansas City 11/21/93
Longest:	84	t	Indianapolis 11/17/91	Yards:	61	vs.	Detroit 12/10/89
TDs:	3	vs.	Green Bay 12/17/89	Longest:	26	at	Tampa Bay 10/8/89
				TDs:	1		15 times

## 54 JEFF HERROD

**Linebacker 6-0 249**  
**Mississippi**  
**7th Year With Colts**  
**Draft-9, 1988**  
**Born: July 29, 1966**



**GAMES STARTED/PLAYED:** (1988, 0/16); (1989, 14/15); (1990, 13/13); (1991, 14/14); (1992, 16/16); (1993, 14/14) Total 71/88



## HERROD

**PRO:** Entering his seventh season with the Colts . . . was the Colts' ninth-round pick in the 1988 draft, the 243rd selection overall.

**1993:** Started 14 games at weakside LB in 4-3 scheme . . . was inactive 9/5 vs. Miami and 9/12 at Cincinnati after dislocating left ankle in preseason 8/14 vs. Cincinnati . . . ranked second on team to MLB-Quentin Coryatt in tackles with 142, 94 solo, the first time since 1988 Herrod did not top team in tackles . . . had four QB pressures, two sacks (19 yards), two passes defended, one interception (29 yards) and one recovered fumble . . . has 42 career double-digit tackle outings (8-1989, 9-1990, 10-1991, 6-1992, 9-1993) . . . led team in tackles six times and has topped club in tackles in 36 of last 71 starts . . . had season-high 15 tackles, eleven solo, and two sacks 12/19 vs. Philadelphia . . . had 14 tackles, nine solo, 11/29 vs. San Diego . . . had 13 tackles, six solo, 12/5 at Jets . . . had 12 tackles, nine solo, 11/21 at Buffalo and 12 tackles, six solo, 12/26 at New England . . . had eleven tackles, nine solo, 10/3 at Denver and eleven tackles, eight solo 12/12 at Giants . . . had 10 tackles, eight solo, 10/31 vs. New England and 10 tackles, six solo, 1/2/94 vs. Buffalo . . . recovered fumble in end zone for TD with 1:19 remaining 9/26 vs. Cleveland to ice 23-10 win . . . had interception 11/14 vs. Jets . . . career totals include 771 total tackles, 20 QB pressures, 14 sacks (121 yards), 13 passes defended, four interceptions (70 yards), four recovered fumbles and three forced fumbles.

**CAREER NOTES: 1992:** Had first 16-start season of career . . . played final eight contests with shoulder bruise . . . posted 138 tackles, 99 solo, six passes defended, five QB pressures, two sacks (21 yards) and one interception (four yards) . . . led team in tackles six times . . . had 14 tackles, 11 solo, one QB pressure and one pass defended 10/4 at Tampa Bay . . . had 14 tackles, nine solo, and one sack (13 yards) 11/15 vs. New England . . . totaled 13 tackles, 10 solo, and one QB pressure 9/13 vs. Houston . . . had interception at San Diego 11/1.

**1991:** Started 14 games at RILB . . . was inactive 10/6 vs. Pittsburgh and 10/13 at Buffalo due to ankle injury suffered 9/29 at Seattle . . . led team in tackles with career-high 160, 105 unassisted . . . added 2.5 sacks (22.5 yards), two QB pressures, one interception (25 yards), two passes defended and three fumble recoveries . . . led or tied in tackles eleven times . . . had 10 double-digit tackle games . . . posted 16 tackles twice (9/22 vs. Detroit, 13 solo; 12/8 at New England, 11 solo) . . . had 15 tackles, nine solo, vs. New England 9/1.

**1990:** Started 13 games at LILB . . . missed game 9/9 at Buffalo while unsigned . . . missed games 9/23 at Houston and 9/30 at Philadelphia with pelvic injury . . . led team in tackles with 155, 95 unassisted, along with 4.5 sacks (35.5 yards), seven QB pressures, one interception (12 yards), five passes defended and one forced fumble . . . had team- and seasonal-high 16 tackles three times (10/21 vs. Denver, nine solo; 11/18 vs. Jets, nine solo; 12/30 at Miami, seven solo) . . . had double figure tackles in nine games. **1989:** Started 14 of 15 games . . . was inactive 9/17 at Rams and did not start 9/24 vs. Atlanta due to groin injury suffered in 9/10 opener vs. San Francisco . . . led team with 154 tackles, 104 unassisted, along with two sacks (14 yards), two forced fumbles and two passes defended . . . had career-high 19 tackles, 14 solo, 10/29 vs. New England for top game . . . had at least 10 stops in eight games. **1988:** Saw action in 16 contests as reserve and special teamer . . . filled in as back-up in nickel situations . . . had 30 special teams tackles, including 21 on kickoff unit . . . had 22 defensive tackles, 18 solo, and one sack.

**COLLEGE:** Reached double figures in tackles in eight games as senior, including 23 vs. Arkansas State . . . named Defensive Player-of-the-Game in the Blue-Gray contest with 17 tackles . . . had 150 tackles as senior, 78 solo, four passes defended and one interception . . . totaled 528 career tackles, 256 solo, seven fumbles forced, five fumbles recovered and three interceptions . . . was AP All-SEC second-team as junior with 168 tackles . . . had 22 career games with double-digit tackle totals . . . was Football News third-team All-America as sophomore with 136 tackles . . . started three seasons and played in eight games as freshman . . . named to Ole Miss' Team-of-the-Century (1893-1993) . . . sports management major.

**PERSONAL:** Full name is Jeff Sylvester Herrod . . . born in Birmingham,






Ala. . . . attended Banks High School . . . was grid all-state as senior . . . earned three letters in football and one in basketball . . . had 131 stops as senior . . . is first cousin of actor, "Mr. T" . . . Herrod has three children, Marcus (11/27/83), Jeff Jr. (11/4/88) and Shauntel (1/14/90), and resides in Indianapolis.

## 63 KIRK LOWDERMILK

**Center 6-4 280**  
**Ohio State**  
**2nd Year With Colts,**  
**10th in NFL**  
**Free Agent-1993**  
**Born: April 10, 1963**



**GAMES STARTED/PLAYED:** (1985, 2/16); (1986, 0/11); (1987, 12/12); (1988, 11/12); (1989, 16/16); (1990, 13/15); (1991, 16/16); (1992, 16/16); (1993, 16/16) **Total 102/130 Total with Colts 16/16**

**PRO:** Entering his second season with the Colts, his tenth in the NFL . . . signed by Colts as unrestricted free agent on March 29, 1993 . . . originally was third-round pick of Minnesota in the 1985 draft, the 59th selection overall.

**1993:** One of seven Colts to start each game . . . helped pave way for Colts highest rushing output (1,288) and fewest sack total (29) since 1989 . . . recovered fumble 9/12 at Cincinnati to keep FG scoring drive alive . . . anchor of Colts OL has started 60 consecutive games and has started each veteran game in five of last seven seasons.

**CAREER NOTES: 1992:** Started each game and playoff contest 1/2/93 vs. Washington for Minnesota . . . named second-team All-NFL by the Newspaper Enterprise Association . . . helped club rank 5th in NFC and 7th in NFL with 497-2,030, 19 TDs rushing . . . paved way for RB-Terry Allen to rush for club seasonal record 1,201 yards and club record tying 13 TDs. **1991:** Started all 16 games . . . helped team rank 1st in NFC, 4th in NFL, with 464-2,201, 18 TDs rushing. **1990:** Saw action in 15 contests, starting 13 . . . did not play 9/9 at Kansas City . . . saw action as reserve 9/16 vs. New Orleans and 9/23 at Chicago . . . started final 13 contests. **1989:** Started all 16 games and playoff game 1/6/90 at San Francisco. **1988:** Saw action in 12 games, starting eleven . . . did not play games 5-8 due to broken thumb suffered 9/25 vs. Philadelphia . . . returned as reserve 10/30 vs. San Francisco . . . earned post-season starts 12/26 vs. Rams and 1/1/89 at San Francisco . . . named honorable mention All-Pro by The Associated Press and was All-Madden Team member. **1987:** Started all 12 games . . . was youngest starting center in NFL . . . started post-season games 1/3/88 at New Orleans, 1/9/88 at San Francisco and 1/17/88 at Washington. **1986:** Saw action in final eleven games primarily as reserve and special team performer . . . spent first five games on injured reserve with knee injury. **1985:** Saw action in all 16 games as long snapper and special teamer . . . earned starts 12/8 vs. Tampa Bay and 12/15 at Atlanta.

**HONORS: 1988:** Associated Press Honorable Mention All-NFL. **1992:** The Newspaper Enterprise Association second-team All-NFL.

**COLLEGE:** Four-year letterman and two-year starter . . . team finished 9-3 each season . . . named first-team All-Big Ten and second-team All-America as senior captain . . . helped lead team to Big Ten Championship and Rose Bowl . . . played in Japan Bowl following season . . . saw action as guard as junior and helped lead team to Fiesta Bowl . . . saw action as defensive lineman as sophomore . . . participated in Holiday Bowl following season . . . helped team to Big Ten Co-Championship and Liberty Bowl appearance as freshman.


**PERSONAL:** Full name is Robert Kirk Lowdermilk . . . born in Canton, Oh. . . attended Salem Senior High School . . . was 1980 Ohio state heavyweight wrestling champion . . . Lowdermilk and his wife, Kellee, reside with their children, Ashley (4/7/86), Allyson (4/24/89), and John Richard (4/17/92) in Brownsburg, IN.



## MAJKOWSKI

### 7 DON MAJKOWSKI

**Quarterback 6-3 208**  
**Virginia**  
**2nd Year With Colts,**  
**8th in NFL**  
**Free Agent-1993**  
**Born: February 25, 1964**



**GAMES STARTED/PLAYED:** (1987, 5/7); (1988, 9/13); (1989, 16/16); (1990, 8/9); (1991, 8/9); (1992, 3/14); (1993, 0/3) Total 49/71 Total with Colts 0/3

**PRO:** Entering his second season with the Colts, his eighth in the NFL. . . signed by Colts as free agent on July 20, 1993. . . originally was 10th-round pick by Green Bay in the 1987 draft, the 255th selection overall.

**1993:** Saw reserve action in three games. . . designated as inactive 3rd QB 9/26 vs. Cleveland and 10/3 at Denver. . . served as No. 2 QB for final eleven games. . . was 11-19-96, one int. in first action of season 10/10 vs. Dallas. . . entered contest with 5:15 remaining in third quarter and played remainder of game. . . saw action for one play but did not throw pass 10/24 at Miami. . . was 2-5-9 vs. San Diego 11/29.

**CAREER NOTES: 1992:** Saw action in 14 games, starting first three 9/6 vs. Minnesota, 9/13 at Tampa Bay and 9/20 vs. Cincinnati. . . was 38-55-271, 2 TDs/int. . . totaled 27-38-189, 2 TDs/1 int. vs. Minnesota for top game. . . lost starting job to Brett Favre after straining ligaments in left ankle in first quarter vs. Cincinnati. **1991:** Saw action in nine games, starting eight. . . was 115-226-1,362, 3 TDs/8 int. . . missed majority of second half of season due to hamstring injury suffered 11/3 at Jets. . . was 20-39-258, 1 TD/int. 9/15 vs. Tampa Bay for top game. . . was 19-36-238, 1 TD/int. 9/22 at Miami.

**1990:** Saw action in nine games, starting eight. . . was 150-264-1,925, 10 TDs/12 int. . . missed final six games after suffering torn right rotator cuff 11/18 at Phoenix. . . did not play in season opener 9/9 vs. Rams due to contract holdout. . . was 25-42-355, 1 TD/5 int. 10/14 at Tampa Bay for top yardage game. . . was 28-46-289, 3 TD 9/30 at Detroit. . . totaled 22-33-274, two TD/O int. 11/4 vs. San Francisco. **1989:** Started all 16 games. . . led NFL in completions (353), attempts (599) and passing yardage (4,318) while finishing third in TDs (27; Jim Everett, 29; Boomer Esiason, 28) voted to Pro Bowl as backup to Joe Montana. . . became first Packer QB since Bart Starr (1966) to earn Pro Bowl choice. . . finished second to Montana in AP MVP vote. . . established club seasonal record for completions, attempts, 300-yard games (6) and most consecutive games with TD pass (13). . . became only second 4,000-yard passer in team history (Lynn Dickey, 4,458, 1983). . . also ranked second on club with 75-358, five TDs rushing. . . trailed only Randall Cunningham in rushing by NFC QBs. . . was 29-45-367, 2 TDs/1 int. 10/29 vs. Detroit for top career yardage game. . . was 34-59-357, 1 TD/2 int. 11/12 at Detroit. . . was 25-32-354, 3 TDs/1 int. 9/17 vs. New Orleans. . . totaled 25-43-335, 2 TDs/3 int. 9/24 at LA Rams. . . was 25-53-331, 2 TDs/2 ints. 12/3 at Tampa Bay. . . was 21-32-313, 4 TDs for top career TD outing vs. Dallas 10/8. **1988:** Saw action in 13 games, starting nine. . . was 178-336-2,119, 9 TDs/11 int. . . was 30-43-327, 1 TD/1 int. 11/20 vs. Detroit for top game. . . ranked second on club with 47-225, one TD rushing. **1987:** Saw action in seven games, starting five as rookie. . . totaled 55-127-875, 5 TDs/3 int. . . was 10-20-121, 1 TD in first career start 9/20 vs. Denver. . . was 19-29-323, one TD/int. 10/25 at Detroit to become first rookie QB in club history to surpass 300+ passing yards. . . also earned starts 11/1 vs. Tampa Bay, 11/22 vs. Kansas City and 12/27 at New Orleans.





**HONORS: 1989:** Pro Bowl . . . Associated Press All-Pro (second-team) . . . United Press International All-Pro (second-team).

**COLLEGE:** Four-year letterman and three-year starter . . . career totals included 286-574-3,903, 22 TDs passing, 245-731, 12 TDs rushing . . . ranks third in school history in passing yards (3,901) and total offense (4,622) . . . holds degree in sports management.

**PERSONAL:** Full name is Donald Vincent Majkowski . . . born in Depew, N.Y. . . . four-year letterman in football, basketball and baseball at Depew High School . . . continued prep career at Fort Union Military Academy . . . hobbies include playing the guitar, painting and golf . . . has had paintings hung in the Albright-Knox Art Gallery in Buffalo, N.Y. . . . single . . . splits residence between Miami, Green Bay and Depew, N.Y.

**CAREER STATISTICS**

Year	PASSING							RUSHING				
	Att-Comp.	Yds.	Pct.	Int.	LG	TD	Rat.	No.	Yds.	Avg.	LG	TD
1987	127- 55	875	43.3	3	70t	5	70.2	15	127	8.5	33	0
1988	336-178	2119	53.0	11	56	9	67.8	47	225	4.8	24	1
1989	599-353	4318	58.9	20	79t	27	82.3	75	358	4.8	20	5
1990	264-150	1925	56.8	12	76t	10	73.5	29	186	6.4	24	1
1991	226-115	1362	50.9	8	39	3	59.3	25	108	4.3	15	2
1992	55- 38	271	69.1	2	32	2	77.2	8	33	4.1	8	0
1993	24- 13	105	54.2	1	17	0	48.1	2	4	2.0	4	0
<b>TOTAL</b>	<b>1631-902</b>	<b>10975</b>	<b>55.3</b>	<b>57</b>	<b>79t</b>	<b>56</b>	<b>73.1</b>	<b>201</b>	<b>1041</b>	<b>5.2</b>	<b>33</b>	<b>9</b>


**CAREER BEST**

**PASSING**

**Attempts:** 59 at Detroit 11/12/89  
**Completions:** 34 at Detroit 11/12/89  
**Yards:** 367 vs. Detroit 10/29/89  
**Longest:** 79t vs. Dallas 10/8/89  
**TDs:** 4 vs. Dallas 10/8/89

**61 TONY McCOY**

**Nose Tackle 6-0 279**  
**Florida**  
**3rd Year With Colts**  
**Draft-4b, 1992**  
**Born: June 10, 1969**



**GAMES STARTED/PLAYED: (1992, 3/16); (1993, 0/6) Total 3/22**  
**PRO:** Entering his third season with the Colts . . . was the Colts' second pick in the fourth round of the 1992 draft, the 105th selection overall.

**1993:** Saw reserve action 9/5 vs. Miami, 10/24 at Miami, 10/31 vs. New England, 11/14 vs. Jets, 11/21 at Buffalo and 11/29 vs. San Diego . . . was inactive games 2-5, 12, and 14-16 . . . was activated but did not see action 11/7 at Washington and 12/12 at Giants . . . had seasonal total of one tackle at Miami.

**CAREER NOTES: 1992:** Saw action in 16 games, earning starts 10/25 at Miami, 11/1 at San Diego and 11/8 vs. Miami . . . totaled 10 tackles, five solo, one sack (10 yards) and one recovered fumble . . . had three tackles, one solo, at Miami for top game . . . totaled two tackles, one solo, and one sack 9/6 vs. Cleveland . . . recovered fumble on Buccaneer 39 led to Colts final TD in 24-14 win 10/4 at Tampa Bay.

**COLLEGE:** Four-year performer who started 22 of 40 career appearances, including final two seasons at RDT . . . began career as middle guard before switching to RDT as sophomore . . . career statistics




## McCOY/McDONALD

included 124 tackles, 32 for losses (164 yards), 17 sacks (144 yards), four fumbles recovered and two fumbles forced . . . had 67 tackles, 17.5 for losses (91 yards), 7.5 sacks (52 yards), one forced fumble and one fumble recovered as senior to earn Associated Press first-team All-SEC honors and honorable mention All-America by The Football News . . . started eight of 10 games as junior and totaled 36 tackles, four for losses, 6.5 sacks (42 yards), two fumbles recovered and one forced fumble . . . missed final game and all of 1990 season due to suspension . . . was reserve RDT as sophomore, totaling 14 tackles and two sacks (eleven yards) . . . appeared in seven games as freshman, totaling seven tackles, one fumble recovered and one sack . . . sociology major.

**PERSONAL:** Full name is Anthony Bernard McCoy . . . born in Orlando, Fla. . . attended Evans High School . . . single . . . resides in Gainesville, Fla.

## 57 DEVON McDONALD

**Linebacker 6-4 248**  
**Notre Dame**  
**2nd Year With Colts**  
**Draft-4b, 1993**  
**Born: November 8, 1969**



**GAMES STARTED/PLAYED: (1993, 0/16) Total 0/16**

**PRO:** Entering his second season with the Colts . . . originally was the Colts' second pick in the fourth-round of the 1993 draft, the 107th selection overall.

**1993:** Saw reserve action in all 16 games . . . had two tackles, one solo . . . had one solo tackle 9/5 vs. Miami and one assisted tackle 12/26 at New England . . . ranked T3rd on club with 12 special teams tackles, six solo.

**COLLEGE:** Four-year performer who started final three seasons and most of freshman year . . . started at LE as senior, RE as junior and OLB as sophomore and freshman . . . career totals included 182 tackles, 91 solo, 40 tackles for losses (154 yards), 16 sacks, four fumbles recovered, three fumbles forced and two passes defended . . . earned third-team All-America honors from The Poor Man's Guide as senior with 47 tackles, 30 solo, 15 tackles for losses (94 yards), 8.5 sacks and one pass defended . . . had seven tackles and three sacks vs. Northwestern . . . notched two sacks vs. Southern California . . . had 60 tackles, 29 solo, 13 tackles for losses (20 yards), three fumbles forced, 2.5 sacks and one fumble recovered as junior . . . had 15 tackles vs. Michigan and nine vs. Penn State for top games . . . had 41 tackles, 24 solo, six tackles for losses, two fumbles recovered and one sack as sophomore . . . had five stops vs. Colorado in Orange Bowl . . . totaled 34 tackles, eight solo, five tackles for losses, four sacks, one fumble recovered and one pass defended as freshman . . . had eight tackles and two sacks vs. Michigan State . . . had five stops vs. Colorado in 21-6 Orange Bowl win for national championship . . . was redshirt in 1988 . . . American Studies major.


**PERSONAL:** Full name is Devon Linton McDonald . . . born in Kingston, Jamaica . . . attended John F. Kennedy High School in Patterson, N.J. . . . lettered four years at OLB and was captain twice . . . was first-team all-state as senior and 'Best of the Rest' pick by The Sporting News . . . lettered twice in basketball and track . . . played in state All-Star Game . . . twin brother, Ricardo, was D2-92 of Cincinnati Bengals . . . single . . . resides in South Bend, Ind.





## 73 ZEFROSS MOSS

**Offensive Tackle 6-6 324**  
**Alabama State**  
**6th Year With Colts**  
**Trade-Dallas, 1989**  
**Born: August 17, 1966**



**GAMES STARTED/PLAYED: (1989, 0/16); (1990, 16/16); (1991, 10/11); (1992, 13/13); (1993, 16/16) Total 55/72**

**PRO:** Entering his sixth season with the Colts . . . obtained in trade with Dallas on August 22, 1989 for tenth-round 1990 draft pick (Dallas traded pick to Minnesota who chose WR-Pat Newman) . . . originally signed with Dallas as free agent on April 29, 1988 . . . was waived on August 24, 1988 and re-signed as free agent on December 8, 1988.

**1993:** Started each game at RT . . . one of seven Colts to start each game . . . earned first career start at RT 9/5 vs. Miami after 38 starts at LT and one start at RG . . . helped pave way for Colts highest rushing output (1,288) and fewest sack total (29) since 1989.


**CAREER NOTES: 1992:** Started 13 games at LT . . . was inactive 10/25 at Miami and did not play 11/1 at San Diego due to sprained ankle suffered 10/18 vs. San Diego . . . left game 11/29 vs. Buffalo with ankle injury and did not play 12/6 at New England. **1991:** Saw action in eleven games, starting 10 . . . missed game 10/6 vs. Pittsburgh due to knee injury suffered 9/29 at Seattle . . . missed last four contests of season due to sprained ankle . . . started nine games at LT and one at RG . . . only appearance as reserve occurred 10/13 at Buffalo . . . was one of seven linemen to start more than one position. **1990:** Started all 16 games at LT in first season as frontline player . . . joined C-Ray Donaldson and OG/T-Brian Baldinger as 16-game starters, while joining OG-Pat Tomberlin as first-year performer on line . . . played admirably while gaining experience . . . awarded game ball for blocking efforts 12/16 at Jets. **1989:** Appeared in 16 games on special teams placement unit.

**COLLEGE:** Was two-year letterman who started every game at RT as junior and senior . . . earned All-Southwest Athletic Conference honors as senior . . . also tabbed to Black College All-America squad as senior.

**PERSONAL:** Full name is Zefross Moss . . . born in Tuscaloosa, Ala. . . attended Holt High School . . . was all-state selection at OT . . . single . . . resides in Holt, Ala.

## 32 ROBERT O'NEAL

**Defensive Back 6-1 199**  
**Clemson**  
**2nd Year With Colts,**  
**2nd in NFL**  
**Free Agent-1993**  
**Born: February 1, 1971**



**GAMES STARTED/PLAYED: (1993, 0/0) Total 0/0**

**PRO:** Entering his second season with the Colts, his second in the NFL . . . signed by Colts as free agent from Miami practice squad on October 26, 1993 . . . originally was a sixth-round pick by Miami in the 1993 draft, the 164th selection overall . . . waived on August 30, 1993 . . . signed by Miami to practice squad on August 31, 1993.



## O'NEAL/PEGUESE

**1993:** Signed by Colts as free agent in midseason and was inactive for final 10 games . . . started season on Miami practice squad.

**COLLEGE:** Four-year letterman and three-year starter . . . career totals included 236 tackles, 148 solo, eleven interceptions (119 yards) and two recovered fumbles . . . was 44-402 career PR . . . earned first-team All-ACC and honorable mention All-America honors as senior starter at FS . . . totaled 80 tackles, 54 solo, nine passes defensed and two interceptions . . . was 17-147 PR . . . had eleven tackles and two interceptions vs. Ball State for top game . . . totaled 51 tackles, 38 solo, eleven passes defensed, two interceptions and one forced fumble as junior . . . was 15-156 PR . . . had eight tackles vs. California in Florida Citrus Bowl for top game . . . totaled 56 tackles, 30 solo and eight passes defensed as sophomore . . . was 13-109 PR . . . had eight tackles and 30-yard PR vs. South Carolina for top game . . . helped team reach Hall of Fame Bowl . . . became first freshman to earn All-ACC honors after ranking second in nation among freshman (10th overall) with eight interceptions . . . had 55-yard int. return vs. Virginia Tech . . . had seven tackles, two passes defensed and one interception vs. Virginia for top game . . . helped club reach Gator Bowl . . . industrial education major.


**PERSONAL:** Full name is Robert Oliver O'Neal . . . born in Atlanta, Ga. . . attended Clarkston (Ga.) High School . . . totaled 60-600 rushing along with 63 tackles, 15 passes defensed, four interceptions and three fumble recoveries as senior . . . enjoys fishing . . . single . . . resides in Decatur, Ga.

### 96 WILLIS PEGUESE

**Defensive End 6-4 273  
Miami**

**3rd Year With Colts,  
5th in NFL**

**Waivers-Houston, 1992  
Born: December 18, 1966**



**GAMES STARTED/PLAYED: (1990, 0/2); (1991, 0/7); (1992, 1/13); (1993, 4/13) Total 5/35 Total with Colts 4/25**

**PRO:** Entering his third season with the Colts, his fifth in the NFL . . . claimed by Colts off waivers from Houston on September 15, 1992 . . . originally was a third-round pick by Houston in the 1990 draft, the 72nd selection overall . . . waived by Houston on September 14, 1992.

**1993:** Saw action in 13 games with four starts . . . was inactive 12/12 at Giants due to ankle injury . . . did not play 12/19 vs. Philadelphia and 12/26 at New England . . . earned starts 9/5 vs. Miami and 9/12 at Cincinnati at RDE, 11/21 at Buffalo at RDT and 12/5 at Jets at LDE . . . had 35 tackles, 23 solo, three QB pressures, two sacks (12 yards) and one forced fumble . . . had five tackles, three solo, 11/14 vs. Jets for top game . . . had four tackles, three solo, and one QB pressure vs. Miami . . . had four tackles, two solo, and one sack (six yards) 10/10 vs. Dallas . . . had four tackles, two solo, and one QB pressure 11/29 vs. San Diego . . . had other QB pressure 10/31 vs. New England . . . had other sack (six yards) 11/7 at Washington . . . forced fumble of QB-Vinny Testaverde with 1:19 remaining vs. Cleveland 9/26 led to LB-Jeff Herrod fumble recovery in end zone for TD in 23-10 win . . . career totals include 49 total tackles, three QB pressures, two sacks (12 yards) and one forced fumble.

**CAREER NOTES: 1992:** Began season with Houston and totaled eight tackles as starter vs. Pittsburgh 9/6 . . . saw action in 12 games as reserve for Colts . . . had six total tackles, three solo . . . did not play 10/11 vs. Jets and 10/18 vs. San Diego . . . had four tackles, three solo, subbing for injured DE-Steve Emtman 11/8 vs. Miami. **1991:**






Appeared in seven games as reserve defensive lineman and special teamer . . . did not record any tackles . . . saw defensive line action 9/8 at Cincinnati, 10/6 vs. Denver, 10/20 at Miami, 10/27 vs. Cincinnati and 11/10 vs. Dallas . . . missed final six games and playoffs on IR due to back injury. **1990:** Saw action in two contests, 9/9 at Atlanta and 11/26 vs. Buffalo . . . did not record any tackles.

**COLLEGE:** Four-year letterman . . . career statistics included 86 total tackles, nine QB sacks and two fumble recoveries . . . named Associated Press honorable mention All-America and All-South Independent with 46 tackles and six sacks as senior . . . helped lead Hurricanes to 1989 National Championship . . . had 22 tackles and two sacks as junior . . . moved to DE from LB as sophomore . . . recorded 14 total tackles and one sack . . . had four tackles as freshman . . . used primarily as deep snapper . . . holds degree in graphic design.

**PERSONAL:** Full name is Willis Peguese . . . born in Miami, Fla. . . lettered in football, basketball and track at Southridge High School . . . resides in Miami with wife, Maria, and son, Quintin (6/6/90).

## 42 ROOSEVELT POTTS

**Running Back 6-0 245**  
**Northeast Louisiana**  
**2nd Year With Colts**  
**Draft-2, 1993**  
**Born: January 8, 1971**



**GAMES STARTED/PLAYED: (1993, 15/16) Total 15/16**

**PRO:** Entering his second season with the Colts . . . originally was a second-round pick by Colts in the 1993 draft, the 49th selection overall.

**1993:** Started 15 of 16 games at RB . . . only non-start was opening game 9/5 vs. Miami . . . named Rookie-of-the-Year by Thundering Herd Fan Club after posting team-high 179-711 rushing . . . was 26-189 receiving . . . had fourth-highest NFL rookie rushing total (Jerome Bettis, Rams, 1,429; Reggie Brooks, Washington, 1,063; Ron Moore, Phoenix, 1,018) and was one of only six rookies to lead respective clubs in rushing (Bettis; Brooks; Moore; Derek Brown, New Orleans; Greg Robinson, Raiders) . . . posted third-best rookie rushing total in club history and was one of four rookies to lead Colts in rushing (Alan Ameche, 961, 1955; Curtis Dickey, 800, 1980; Norm Bulaich, 426, 1970) . . . 179 attempts were second-highest by Colts rookie RB (213, Ameche) . . . led club in rushing in 10 of 15 starts . . . was 18-113 vs. Dallas 10/10 for top yardage game . . . was 14-102 at halftime . . . 34-yard rush against Cowboys was Colts longest rushing play of season . . . became first Colts rookie RB to post 100+ outing since Randy McMillan (16-246 at New England 9/6/81), a span of 188 games . . . effort vs. Dallas was first 100+ outing by Colt in 23 games (Eric Dickerson, 16-117, 12/1/91 vs. Cleveland) . . . game marked first 100+ effort against defending Super Bowl champion since Ickey Woods vs. Washington 12/17/88 . . . was 14-100 vs. Buffalo 1/2/94 to tie Lenny Moore (2, 1956) for second-most 100+ rookie outings (Ameche, 3, 1956) . . . was 23-86 vs. New England 10/31 for top attempts game . . . was 17-64 vs. Cleveland 9/26 . . . was 15-54 at Miami 10/24 . . . was 3-51 receiving with consecutive 24-yard receptions vs. Denver 10/3 . . . was 5-2 receiving 11/7 at Washington for season-high receptions outing.

**COLLEGE:** Three-year starter . . . career statistics included 658-3,061, 17 TDs rushing, 58-538, one TD receiving . . . career rushing total is school record . . . only rusher in school history to record two 1,000+ seasons . . . named All-America and All-Southland Conference by The Poor Man's Guide after totaling 201-1,004, eleven



## POTTS/RAY

TDs rushing, 24-262, one TD receiving as senior . . . rushed for 100+ yards four times during season and twice in playoffs . . . began season as TB before switching to FB in fourth game . . . rushed 24-156, three TDs for top game vs. North Texas State . . . was 21-130 vs. Stephen F. Austin . . . was 19-122, three TDs in 78-27 win over Alcorn State in Division 1-AA playoffs . . . named third-team All-America and first-team All-SLC after 239-1,103, five TDs rushing, 22-171 receiving as junior . . . rushed career-high 28-166 vs. North Texas State . . . named SLC Offensive Player-of-the-Week after 30-162, one TD, vs. Northwestern (La.) State . . . named second-team All-America and first-team All-SLC by The NFL Draft Report after totaling 218-954, one TD rushing, 12-105 receiving as sophomore . . . set school mark with five consecutive 100+ rushing yardage outings . . . was 29-152 vs. Nicholls State for top outing . . . missed freshman year as Prop 48 . . . education major.

**PERSONAL:** Full name is Roosevelt Bernard Potts . . . born in Rayville, La. . . attended Rayville High School . . . was three-time all-district and two-time Offensive Outstanding Player . . . rated state's top prospect by Lindy's Southeastern recruiting guide . . . career totals included 546-4,371 rushing with 80 TDs and 12 two-point conversions for 504 career points . . . single . . . resides in Rayville, La.

### CAREER STATISTICS

#### RUSHING

Year	No.	Yds.	Avg.	LG	TD
1993	179	711	4.0	34	0
<b>TOTAL</b>	<b>179</b>	<b>711</b>	<b>4.0</b>	<b>34</b>	<b>0</b>

#### RECEIVING

No.	Yds.	Avg.	LG	TD
26	189	7.3	24	0
<b>26</b>	<b>189</b>	<b>7.3</b>	<b>24</b>	<b>0</b>

### CAREER BEST

#### RUSHING


**Carries:** 23 vs. New England 10/31/93  
**Yards:** 113 vs. Dallas 10/10/93  
**Longest:** 36 vs. Dallas 10/10/93

#### RECEIVING

**Number:** 5 at Washington 11/7/93  
**Yards:** 51 at Denver 10/3/93  
**Longest:** 24 at Denver 10/3/93

## 68 JOHN RAY

**Offensive Tackle 6-8 350**  
**West Virginia**  
**3rd Year With Colts,**  
**1st in NFL**  
**Free Agent-1993**  
**Born: April 26, 1969**



### GAMES STARTED/PLAYED: (1993, 0/2) Total 0/2

**PRO:** Entering his third season with the Colts, his first in the NFL . . . signed by Colts as free agent from practice squad on December 10, 1993 . . . originally signed by Colts as free agent on April 30, 1992 . . . waived on August 25, 1992 . . . signed by Colts as free agent on February 9, 1993 . . . waived on August 30, 1993 . . . signed by Colts to practice squad on August 31, 1993. **1993:** Was active for final four games and saw reserve action twice . . . saw action 12/19 vs. Philadelphia and 1/2/94 vs. Buffalo . . . spent first 12 games of season on practice squad.

**COLLEGE:** Three-year letterman . . . named second-team All-America and All-Big East Conference first-team by The Poor Man's Guide as senior . . . started every game at RT as junior while being named second-team All-East by Associated Press . . . split time at RT as sophomore . . . bothered most of freshman year with left knee injury . . . redshirted in 1987, recovering from left knee surgery to repair anterior cruciate ligament damage . . . physical education major.

**PERSONAL:** Full name is John William Ray . . . born in South Charles-






ton, W. Va. . . . attended George Washington High School . . . was Parade All-America while serving as grid captain . . . led basketball team to AAA national finals . . . also lettered in track . . . single . . . resides in South Charleston, W. Va.

## 92 THOMAS SIMS

**Defensive Line 6-2 308**  
**Pittsburgh**  
**2nd Year With Colts,**  
**5th in NFL**  
**Free Agent-1993**  
**Born: April 18, 1967**



**GAMES STARTED/PLAYED:** (1990, 0/0); (1991, 0/15); (1992, 0/12); (1993, 3/5) **Total 3/32 Total with Colts 3/5**

**PRO:** Entering his second season with the Colts, his fifth in the NFL . . . signed by Colts as free agent on November 4, 1993 . . . originally was a sixth-round pick of Kansas City in the 1990 draft, the 152nd selection overall . . . waived on September 4, 1993.

**1993:** Saw action in five games, starting three . . . earned starts at LDT in final three games of season . . . saw reserve action 12/5 at Jets and 12/12 at Giants . . . was inactive 11/7 at Washington and 11/14 vs. Jets . . . did not play 11/21 at Buffalo and 11/29 vs. San Diego . . . totaled 30 tackles, 20 solo, and one sack (seven yards) . . . had season-high 12 tackles, six solo, 12/26 at New England . . . had eight tackles, six solo, and one sack 1/2/94 vs. Buffalo . . . had seven tackles, five solo, 12/19 vs. Philadelphia . . . had three solo tackles at Giants . . . career totals include 48 total tackles, 17 QB pressures, four sacks (32 yards) and one recovered fumble.

**CAREER NOTES: 1992:** Saw action in 12 games as reserve for Kansas City . . . posted 12 tackles, 9 solo, 13 QB pressures, three sacks (25 yards) and one fumble recovery . . . had three tackles, two sacks and two QB pressures vs. Raiders 9/28 . . . had six tackles 12/6 vs. Raiders and in divisional playoff game at San Diego 1/2/93 . . . had other sack 11/22 at Seattle. **1991:** Saw action in 15 games as backup to NT-Dan Saleaumua . . . totaled six tackles, three solo, and four QB pressures . . . had three tackles and two QB pressures 12/22 at Raiders . . . had five solo stops in divisional playoff game at Buffalo 1/5/92. **1990:** Suffered ankle injury in preseason finale 8/31 vs. Green Bay . . . placed on injured reserve 9/4 . . . practiced with club in latter stages of season but was not activated.

**COLLEGE:** Two-year starter at Pitt after playing first two seasons at Western Michigan . . . career Pitt totals included 142 tackles, 12.5 sacks and two fumble recoveries . . . posted 93 tackles and one sack as part-time starter at Western Michigan . . . holds degree in business.


**PERSONAL:** Full name is Thomas Sidney Sims . . . born in Detroit, Mich. . . attended Cass Technical High School . . . also lettered in track and basketball . . . resides with his wife, Ryna, in Blue Springs, Missouri.



## SIRAGUSA

### 98 TONY SIRAGUSA

**Nose Tackle 6-3 315**  
**Pittsburgh**  
**5th Year With Colts**  
**Free Agent-1990**  
**Born: May 14, 1967**



**GAMES STARTED/PLAYED:** (1990, 6/14); (1991, 6/13); (1992, 12/16); (1993, 14/14) Total 38/57

**PRO:** Entering his fifth season with the Colts . . . signed with Colts as free agent on April 30, 1990.

**1993:** Started 14 games at RDT . . . was inactive 11/21 at Buffalo and 11/29 vs. San Diego due to ankle injury . . . named Hard-Nosed Player-of-the-Year by Thundering Herd Fan Club . . . ranked sixth on team in tackles, second among DL with 76, 51 solo . . . had two QB pressures, 1.5 sacks (5.5 yards) and one forced fumble . . . had season-high 10 tackles, four solo, 12/26 at New England . . . had nine tackles, eight solo, 12/5 at Jets . . . had eight tackles, five solo, 9/26 vs. Cleveland . . . earned defensive game ball after posting six tackles, five solo, one sack (three yards) and one forced fumble 10/31 vs. New England . . . had one-half sack (2.5 yards) 9/12 at Cincinnati . . . batted pass in third quarter 9/5 vs. Miami resulted in DB-Jason Belsler int. and subsequent Colts FG . . . career totals include 223 total tackles, 17 QB pressures, 8.5 sacks (53.5 yards), three forced fumbles, three recovered fumbles and one pass defensed.

**CAREER NOTES:** **1992:** Saw action in all 16 games, starting 12 . . . saw action as reserve 9/13 vs. Houston, 10/25 at Miami, 11/1 at San Diego and 11/8 vs. Miami . . . had seasonal-high 65 tackles, 47 solo, 12 QB pressures, three sacks (24 yards), one recovered fumble and one pass defensed . . . had nine tackles, eight solo, and a recovered fumble 12/27 at Cincinnati for top game . . . fourth quarter fumble recovery led to Colts winning TD . . . totaled nine tackles, six solo, and two QB pressures 11/22 at Pittsburgh . . . awarded game ball after posting six tackles, four solo, three QB pressures and one sack (16 yards) 12/13 at Jets . . . other sacks came 9/6 vs. Cleveland (four yards) and 12/6 at New England (four yards). **1991:** Saw action in 13 games, starting six . . . was inactive 9/8 at Miami and did not play 9/15 at Raiders and 9/22 vs. Detroit . . . had 46 tackles, 24 solo, two sacks (12 yards), two QB pressures, one fumble forced and one fumble recovered . . . had eight tackles, five solo, and one sack 10/20 vs. Jets for top game . . . had forced fumble 12/22 at Tampa Bay . . . had other sack (12 yards) vs. Pittsburgh 10/6 . . . recovered a fumble that led to Colts TD 12/8 at New England. **1990:** Started six of 14 games . . . starts were 11/11 at New England, 11/18 vs. Jets, 11/25 at Cincinnati, 12/2 at Phoenix, 12/16 at Jets and 12/30 at Miami . . . recorded 36 tackles, 24 unassisted, two sacks (12 yards), one QB pressure, one forced fumble and one recovered fumble . . . had top game vs. Jets with eight tackles, five unassisted.

**COLLEGE:** A part-time starter since 1986 . . . came back in 1989 after missing 1988 season with knee injury . . . ranked third on club with 5.5 sacks and 13 tackles for losses . . . had 60 tackles, 40 solo . . . played in Hula Bowl and Martin Luther King Classic following senior season . . . was second-team All-East by AP . . . administration of justice major.


**PERSONAL:** Full name is Anthony Siragusa . . . born in Kenilworth, N.J. . . . attended David Brearley High School . . . selected USA Today honorable mention All-America, first team all-state, all-county and all-conference by coaches . . . had 39-yard punting avg. and was 15-18 PAT . . . lettered three years in wrestling and was state champion with 97-1 career record . . . single . . . resides in Kenilworth, N.J.





### 3 ROHN STARK

**Punter 6-3 203**  
**Florida State**  
**13th Year With Colts**  
**Draft-2b, 1982**  
**Born: May 4, 1959**



**GAMES STARTED/PLAYED:** (1982, 0/9); (1983, 0/16); (1984, 0/16); (1985, 0/16); (1986, 0/16); (1987, 0/12); (1988, 0/16); (1989, 0/16); (1990, 0/16); (1991, 0/16); (1992, 0/16); (1993, 0/16) **Total 0/181**

**PRO:** Entering his thirteenth season with the Colts . . . was the Colts' second pick in the second round of the 1982 draft, the 34th selection overall.

**1993:** Ranked 6th in AFC punting, T10th in NFL with 83-43.3 avg. . . . Ranked T5th in AFC punting, T14th in NFL with 35.9 net avg. . . . was 4-51.5 at Denver 10/3 and 3-51.3 vs. Dallas 10/10 for 50+ outings. . . had top net avg. game (45.0) at Denver. . . had season-long 65-yard punt 11/7 at Washington. . . Stark is NFL's 4th-leading career punter with 912-40,070-43.9, behind only Sammy Baugh (45.1), Tommy Davis (44.7) and Yale Lary (44.3). . . is one of nine players with 900+ career punts, while avg. among those ranks 1st. . . three career punting titles (1983, 1985, 1986) are one behind Baugh and Jerrel Wilson for most in NFL history. . . Stark has punted in 179 of 181 outings and has surpassed 40.0+ avg. in 142 of those games (79.3%). . . has exceeded 45.0+ avg. 80 times (44.7%) and 50.0+ avg. 18 times (10.1%). . . Stark owns 7 of top 10 seasonal avgs. in Colts history. . . Stark (912) ranks 1st in club history in attempts and 8th in NFL history. . . 181 career games rank 4th-most in Colts history (221, John Unitas; 188, David Lee; 184, Ray Donaldson). . . Stark's 12 seasons with Colts ranks as T3rd most in team history (17, Unitas, 1956-72; 13, Raymond Berry, 1955-67; Donaldson, 1980-92; Lee, 1966-78; Dick Szymanski, 1955, 1957-68; Gino Marchetti, 1953-64, 1966; Lenny Moore, 1956-67; Don Shinnick, 1957-68; Ordell Braase, 1957-68).

**CAREER NOTES:** **1992:** Earned fourth Pro Bowl nomination with 83-44.8 avg., ranking 3rd in NFL punting, 2nd in AFC. . . ranked 2nd in NFL with 39.3 net avg. . . had four 50.0+ avg. games. . . held +15 inside 20:TB ratio (22:7), 8th-best in NFL. . . 22 inside 20 ranked T5th in NFL. **1991:** Ranked 6th in AFC, T11th in NFL, with 82-42.6 avg. . . punt total ranked 1st in AFC, 5th in NFL. . . 10 punts at New England 12/8 tied career-high. . . earned Football News' Golden Toe Award with 7-45.1 avg. and three inside 20 vs. Chicago 11/17. **1990:** Was 71-43.4 to rank 2nd in AFC, 3rd in NFL, in earning third Pro Bowl nomination. . . 37.4 net avg. ranked 2nd in AFC, T3rd in NFL. . . had career-best 24 kicks inside 20 and +21 inside 20:TB ratio, 1st in NFL. . . was 9-41.0 (career-best five inside 20) at New England 11/11. **1989:** Ranked 5th in NFL with 79-42.9. . . had 10 TBs and 14 punts inside 20. . . was 4-49.7 at Jets 10/1 for top game. **1988:** Ranked 4th in NFL with 64-43.5. . . had eight TBs and 15 punts inside 20. . . was 2-59.5 vs. Miami 9/25 for top game. . . tied career-high with 10 punts at New England 10/2. . . earned Pro Football Weekly Golden Toe Award 9/11 vs. Chicago (5-50.0 avg.). **1987:** Entered season as NFL's alltime career avg. leader (45.16). . . missed games 3-5. . . had career-low 61-40.0, with seven TBs and 12 punts inside 20. **1986:** Earned second straight Pro Bowl nod and third NFL punting title with 76-45.2. . . had five TBs and 23 kicks inside 20. . . seasonal avg. was 5th-highest in club history. **1985:** Led NFL and earned Pro Bowl honors with 78-45.9. . . had six 60+ punts. . . set club seasonal avg. mark. **1984:** Punted 98-4,383-44.7 with yardage setting club seasonal record. . . 98 punts ranked T1st in NFL. . . had career-long



# STARK

72-yarder at Miami 9/23. **1983:** Led NFL with 91-45.3 . . . had 68-yarder at Denver 12/11 . . . avg. was seasonal-best and 2nd-best in club history. **1982:** Was 46-44.4 to rank 2nd in NFL.

**HONORS:** **1982:** UPI AFC All-Star Second-Team . . . Pro Football Weekly All-Rookie Team . . . PFWA All-Rookie Team . . . Football Digest Rookie All-Star Team. **1983:** AP All-Pro First Team . . . Football Digest All-Pro First-Team . . . UPI AFC All-Star Second Team . . . Pro Bowl First Alternate . . . NEA All-Pro Second-Team. **1984:** AP All-AFC Second-Team . . . NEA All-NFL Second-Team . . . College and Pro Football Newsweekly All-Pro Second-Team . . . UPI All-AFC Second-Team. **1985:** Pro Bowl, AP/NEA/PFWA All-NFL Team . . . AP All-Pro Second-Team . . . UPI All-AFC First-Team . . . College and Pro Football Weekly All-Pro Second-Team . . . Football News All-AFC Team. **1986:** Pro Bowl . . . AP All-Pro Second-Team . . . UPI All-AFC First-Team . . . Football News NFL All-Pro Team . . . NEA All-NFL . . . NFL Alumni Association Kicker of the Year . . . Pro Football Weekly All-AFC Team . . . Pro Football Weekly Golden Toe Award 10/12 vs. New Orleans. **1988:** Pro Football Weekly Golden Toe Award 9/11 vs. Chicago. **1990:** Pro Bowl . . . AP All-NFL Second-Team . . . UPI All-AFC . . . Pro Football Weekly All-AFC . . . NFL Alumni Kicker of the Year. **1991:** Pro Football Weekly Golden Toe Award 11/17 vs. Chicago. **1992:** Pro Bowl . . . AP All-NFL Second-Team . . . Sporting News All-NFL . . . College and Pro Football Newsweekly All-NFL First-Team . . . The Football News All-AFC . . . Newspaper Enterprise Association All-NFL First-Team . . . Football Digest All-NFL.

**COLLEGE:** Four-year letterman . . . was consensus first-team All-America during final two seasons . . . averaged school-record 46.0 yards as senior . . . was 244-42.6 for career . . . became only punter ever honored as UPI's Southeast Defensive Player of the Week with 7-48.1 vs. Pittsburgh in 1980 . . . was sixth in NCAA decathlon and was All-America track performer as senior . . . was academic All-America in 1980 . . . holds degree in finance.

**PERSONAL:** Full name is Rohn Taylor Stark . . . born in Minneapolis, Minn. . . attended Pine River High School . . . lettered in football, baseball, basketball and track . . . has amateur pilot's license . . . qualified for 1980 United States Olympic Trials as decathlete . . . is part owner of The Legends of Indiana golf course in Franklin, Ind. . . . actively involved with Leukemia Society and Special Olympics . . . Stark and his wife, Ann, reside with their children, Taylor (8/10/84) and Taryn (2/27/89), in Indianapolis.

## CAREER STATISTICS

### PUNTING

Year	No.	Yds.	Avg.	TB	In 20	LG	Blk.
1982	46	2044	44.4	12	8	60	0
1983	91	4124	45.3#	9	20	68	0
1984	98	4383	44.7	7	21	72	0
1985	78	3584	45.9#	14	12	68	2
1986	76	3432	45.2#	5	23	63	0
1987	61	2440	40.0	7	12	63	2
1988	64	2784	43.5	8	15	65	0
1989	79	3392	42.9	10	14	64	1
1990	71	3084	43.4	3	24	61	1
1991	82	3492	42.6	6	14	65	0
1992	83	3716	44.8	7	22	64	0
1993	83	3595	43.3	13	18	65	0
<b>TOTAL</b>	<b>912</b>	<b>40070</b>	<b>43.9</b>	<b>101</b>	<b>203</b>	<b>72</b>	<b>6</b>

### CAREER SINGLE-GAME BEST

**Most Punts:** 10 vs. Denver 9/11/83  
 at LA Raiders 11/25/84  
 at New England 10/2/88  
 at New England 12/8/91

**Most Punting Yardage:** 462 vs. Denver 9/11/83

**Longest Punt:** 72 at Miami 9/23/84

**Inside 20:** 5 at New England 11/11/90


# Led NFL





## 79 JOE STAYSNIAK

**Offensive Lineman 6-4 302**  
**Ohio State**  
**3rd Year With Colts,**  
**4th in NFL**  
**Free Agent-1992**  
**Born: December 8, 1966**



**GAMES STARTED/PLAYED: (1991, 0/2); (1992, 0/8); (1993, 1/14)**  
**Total 1/24**

**PRO:** Entering his third season with the Colts, his fourth in the NFL. . . signed by Colts as free agent on December 23, 1992. . . originally was seventh-round pick of San Diego in the 1990 draft, the 185th selection overall. . . waived by San Diego on September 3, 1990. . . signed by Buffalo to practice squad on November 29, 1990. . . signed as free agent by Buffalo on March 13, 1991. . . waived by Buffalo on August 26, 1991. . . signed by Buffalo to practice squad on August 30, 1991. . . signed as free agent by Buffalo on October 9, 1991. . . waived by Buffalo on August 31, 1992. . . signed as free agent by Kansas City on September 16, 1992. . . waived by Kansas City on December 8, 1992.

**1993:** Saw action in 14 games with one start. . . saw majority of action as reserve LG and RG and special teamer. . . did not play 9/12 at Cincinnati and 10/10 vs. Dallas. . . earned lone start 11/21 at Buffalo in place of injured LG-Randy Dixon.


**CAREER NOTES: 1992:** Saw action in eight contests as reserve offensive lineman for Kansas City. . . signed by Colts on 12/23 and was inactive for season finale 12/27 at Cincinnati. **1991:** Spent first half of season on Buffalo practice squad. . . saw reserve action 12/15 at Indianapolis and 12/22 vs. Detroit. . . also saw playoff action 1/5/92 vs. Kansas City and in Super Bowl XXVI against Washington.

**1990:** Spent final six weeks of season on Buffalo practice squad. **COLLEGE:** Four-year starter at OL. . . saw action in 47 career games, starting 45. . . started 12 contests as senior captain. . . helped lead team to 8-4 record and Hall of Fame Bowl. . . named first-team All-Big Ten, second-team All-America and first-team Academic All-America. . . started nine of eleven games as junior. . . started all eleven contests as sophomore. . . started 13 games as freshman. . . helped lead team to 10-3 record and Cotton Bowl. . . one of eleven 1989 National Football Foundation and Hall of Fame Post Graduate Scholarship recipients. . . graduated cum laude with degree in marketing.

**PERSONAL:** Full name is Joseph Andrew Staysniak. . . born in Elyria, Ohio. . . attended Midview High School in Grafton, Ohio. . . resides with his wife, Pamela, in Indianapolis.

## 94 MARQUISE THOMAS

**Linebacker 6-4 255**  
**Mississippi**  
**2nd Year With Colts**  
**Draft-8, 1993**  
**Born: May 25, 1971**



**GAMES STARTED/PLAYED: (1993, 0/0) Total 0/0**

**PRO:** Entering his second season with the Colts. . . signed as free agent by Colts from practice squad on November 10, 1993. . .



## THOMAS/TONER

originally was an eighth round pick by the Colts in the 1993 draft, the 211th selection overall . . . waived on August 24, 1993 . . . signed by Colts to practice squad on September 1, 1993.


**1993:** Spent first eight games on practice squad . . . signed to active roster on 11/10 but was inactive for seven of last eight games . . . was active but did not see action 12/5 at Jets.

**COLLEGE:** Two-year letterman who played first two years at Taft (Calif.) Community College . . . attended Arizona in 1991 prior to transferring to Mississippi . . . totaled 40 tackles, 20 solo, and two sacks in final two years . . . started two of eleven games as senior . . . had 28 tackles, 15 solo . . . had seven tackles, three solo, against Kentucky for top game . . . totaled 12 tackles, five solo, as junior . . . suffered hairline leg fracture prior to season and missed first eight games . . . was two-time JUCO all-state performer at Taft (1988 and 1989) where he led club to 24-1 record during career . . . helped undefeated team win California state championship as sophomore . . . had 119 tackles, 71 solo, six sacks, six fumbles forced, two fumbles recovered and one interception as sophomore . . . had 98 tackles, 63 solo, five fumbles forced, three fumbles recovered, three sacks and one interception as freshman . . . earned all-state nod at Taft . . . criminal justice major.

**PERSONAL:** Full name is Marquise Leslie Thomas . . . born in Fresno, Calif. . . . attended Edison High School . . . was All-Northern California and Blue Chip All-America choice as LB with 366 tackles and 18 sacks for career . . . was 14-350, 1 TD for career as TE . . . lettered also in basketball, track and volleyball . . . single . . . resides in Oxford, Miss.

### 44 ED TONER

**Running Back 6-0 240**  
**Boston College**  
**3rd Year With Colts**  
**Free Agent-1992**  
**Born: March 22, 1968**



**GAMES STARTED/PLAYED: (1992, 0/8); (1993, 1/16) Total 1/24**

**PRO:** Entering his third season with the Colts . . . signed to active roster on November 11, 1992 . . . originally signed by Colts as free agent on May 6, 1991 . . . placed on reserve/did not report list on July 16, 1991 . . . signed by Colts as free agent on February 12, 1992 . . . waived by Colts on September 1, 1992 . . . signed by Colts to practice squad on September 2, 1992 . . . signed to Colts active roster on September 11, 1992 . . . waived by Colts on October 10, 1992 . . . signed by Colts to practice squad on October 14, 1992.

**1993:** Saw action in all 16 games with one start . . . saw majority of action as special teamer while playing sparingly in blocking situations on offense . . . was 2-6 rushing and 1-5 receiving . . . rushed 1-0 vs. Cleveland 9/26 and 1-6 at Buffalo 11/21 . . . earned first career start 12/26 at New England and was 1-5 receiving.

**CAREER NOTES:** Saw action in eight games, primarily as special teamer . . . saw action 9/13 vs. Houston, 10/4 at Tampa Bay, 11/15 vs. New England and in final five contests . . . did not have any rushing attempts or receptions . . . had five special teams tackles, two solo . . . had two assisted tackles 11/29 vs. Buffalo . . . had solo tackles 12/6 vs. New England and 12/13 at Jets . . . had one assisted tackle 12/20 vs. Phoenix.

**COLLEGE:** Four-year letterman and two-year starter who was used as lead blocker . . . finished career 202-754, 18 TDs rushing and 41-293, four TDs receiving . . . was 36-263 receiving as senior and set single-game school mark for RBs with eleven receptions at Louisville . . . was 83-273, three TDs rushing as senior . . . had 50 points as junior while ranking third in rushing with 67-178, eight






TDs . . . had career-high eleven carries in 24-17 win over Army . . . was 52-303, seven TDs rushing as sophomore . . . was 3-18, one TD receiving . . . had best outing at West Virginia with 6-72 rushing, including career-long 63t . . . had eleven tackles as freshman DE . . . communications major.

**PERSONAL:** Full name is Edward William Toner . . . born in Lynn, Mass. . . . attended Swampscott High School . . . earned all-conference, all-area and all-state grid honors as senior . . . captained football and baseball teams and lettered in hockey . . . uncle, Tom, played for Green Bay Packers and father, Edward Sr., played with Boston Patriots . . . single . . . resides in Swampscott, Mass.

## 85 FLOYD TURNER

**Wide Receiver 5-11 198**  
**Northwestern Louisiana**  
**1st Year With Colts,**  
**6th in NFL**  
**Free Agent-1994**  
**Born: May 29, 1966**



**GAMES STARTED/PLAYED:** (1989, 1/13); (1990, 0/16); (1991, 4/16); (1992, 2/2); (1993, 2/10) Total 9/57

**PRO:** Entering his first season with the Colts, his sixth in the NFL . . . signed as unrestricted free agent with the Colts on May 6, 1994 . . . originally was sixth-round pick of New Orleans in the 1989 draft, the 159th selection overall.

**1993:** Saw action in 10 games with starting assignments 9/5 vs. Houston and 11/28 at Minnesota . . . did not play 9/12 at Atlanta due to groin injury and was inactive in games 3-5 and 6-7 . . . was 5-47 with 6t reception from QB-Mike Buck 11/22 at San Francisco . . . was 4-47 vs. Rams 12/12 . . . was 1-52 at Philadelphia 12/26.

**CAREER NOTES: 1992:** Earned starts in first two games before suffering fractured femur 9/13 vs. Chicago . . . had surgery 9/18 and missed remainder of season . . . was 5-43 receiving . . . had receptions in 21 consecutive games prior to injury. **1991:** Saw action in 16 games, starting four . . . ranked 10th in NFC receptions with 64-927, 8 TDs receiving . . . TD and yardage total led club . . . TDs were T2nd-highest by Saints WR in club history (9, Henry Childs, 1977) . . . was 9-179, two TDs including 65t vs. Chicago 10/27 . . . yardage was second-highest total in Saints history (Wes Chandler, 6-205 vs. Atlanta 9/2/79) . . . was 10-132, two TDs at San Francisco 12/1 . . . was 4-90, two TDs at Atlanta 9/29 . . . had at least two receptions in all 16 games. **1990:** Saw action in all 16 games as reserve . . . was 21-396, four TDs receiving . . . was 3-58 with 45t vs. Cleveland 10/14 for top game . . . had 68t at Atlanta 10/7 and 26t vs. Rams 12/31. **1989:** Saw action in 13 games, earning lone start 9/17 at Green Bay . . . suffered fractured forearm on first play from scrimmage 12/3 at Detroit and spent remainder of season on injured reserve . . . was 22-279, one TD receiving . . . was 3-73 with 54t at Rams 10/22 for top game.

**COLLEGE:** Four-year starter . . . finished career as school's all-time reception leader with 98-1,725, nine TDs . . . earned Division 1-AA All-America honors as senior with 37-680, four TDs . . . participated in Blue-Gray Classic . . . missed only 12 days of practice after being hit by train as freshman . . . holds degree in business administration.

**PERSONAL:** Full name is Floyd Turner, Jr. . . . born in Shreveport, La. . . . lettered in football, basketball and baseball at Mansfield High School . . . Turner and his wife, Veronica, reside in Metairie, La.



## TURNER/VANDER POEL

### CAREER STATISTICS

#### RECEIVING


Year	No.	Yds.	Avg.	LG	TD
1989 N.O.	22	279	12.7	54t	1
1990 N.O.	21	396	18.9	68t	4
1991 N.O.	64	927	14.5	65t	8
1992 N.O.	5	43	8.6	18	0
1993 N.O.	12	163	13.6	52	1
<b>TOTAL</b>	<b>124</b>	<b>1808</b>	<b>14.6</b>	<b>68t</b>	<b>14</b>

#### CAREER BEST

<b>Receptions:</b>	10	at San Francisco	12/1/91
<b>Yards:</b>	179	vs. Chicago	10/27/91
<b>Longest:</b>	68t	at Atlanta	10/7/90
<b>TDs:</b>	2	at San Francisco	12/1/91
		vs. Chicago	10/27/91
		at Atlanta	9/29/91

## 72 MARK VANDER POEL

**Offensive Tackle 6-7 303**  
**Colorado**  
**4th Year With Colts**  
**Draft-4, 1991**  
**Born: March 5, 1968**



**GAMES STARTED/PLAYED:** (1991, 1/10); (1992, 0/13); (1993, 0/0)  
**Total 1/23**

**PRO:** Entering his fourth season with the Colts . . . was the Colts' fourth-round pick in the 1991 draft, the 96th selection overall.


**1993:** Placed on Physically Unable to Perform list 8/23 with pectoral injury and missed entire season.

**CAREER NOTES:** **1992:** Saw action in 13 games as reserve and special teamer . . . did not play 11/8 vs. Miami . . . was inactive 12/13 at Jets and 12/20 vs. Phoenix . . . saw extensive action at RG 10/25 at Miami . . . played most of second half in place of injured Ron Solt . . . helped team rush season-high 31-109 including 10-play, 73-yard drive for game-winning score late in fourth quarter. **1991:** Saw action in 10 games, starting one . . . started at RG 10/6 vs. Pittsburgh for injured Randy Dixon . . . saw action at LT 9/15 at Raiders and 9/29 at Seattle due to injuries among linemen . . . missed 10/13 at Buffalo and 10/20 vs. Jets due to elbow injury . . . also did not play 9/22 vs. Detroit, 11/10 at Jets, 11/17 vs. Chicago and 12/1 vs. Cleveland.

**COLLEGE:** Named first-team All-Big Eight and second-team All-America by The Poor Man's Guide as senior starter at RT . . . was All-Big Eight first-team and second-team All-America choice by The Poor Man's Guide as junior, along with honorable mention All-America notice by The Sporting News and UPI . . . helped Buffaloes rank second nationally in rushing (371.8 ypg.) and sixth in total offense (472.8 ypg.) . . . named second-team All-Big Eight and honorable mention All-America by AP and UPI as sophomore as club averaged 281.4 rushing yards per game . . . saw action as reserve RT in five games as freshman . . . was redshirt in 1986 . . . sociology major.


**PERSONAL:** Full name is John Mark Vander Poel . . . born in Upland, Calif. . . attended Chino (Calif.) High School . . . lettered twice in football and track . . . great uncle, Cornelius 'Dutch' Warmerdam, was first person to clear 15-0 in pole vault using bamboo pole (1940) . . . single . . . resides in Chino, Calif.





## 71 KIPP VICKERS

**Offensive Lineman 6-2 288**  
**Miami (Florida)**  
**2nd Year With Colts,**  
**1st in NFL**  
**Free Agent-1993**  
**Born: August 27, 1969**



### **GAMES STARTED/PLAYED: (1993, 0/0) Total 0/0**

**PRO:** Entering his second season with the Colts, his first in the NFL . . . signed by Colts as free agent from practice squad on December 21, 1993 . . . originally signed by Colts as free agent on April 30, 1993 . . . waived on August 30, 1993 . . . signed by Colts to practice squad on September 1, 1993.


**1993:** Spent first 14 games on practice squad . . . signed to active roster 12/21 . . . was inactive 12/26 at New England and 1/2/94 vs. Buffalo.

**COLLEGE:** Four-year letterman and one-year starter . . . named second-team All-Big East as senior . . . began season as starting weak tackle before switching to starting strong guard . . . filled post vacated by graduation of All-America Leon Searcy . . . junior campaign was first on offensive front after three seasons on defense . . . played both strong and weak guard . . . had first career start at strong guard against Oklahoma State . . . also started and saw action on every offensive play vs. San Diego State . . . saw action in eleven games as sophomore, earning one start . . . saw reserve action on defensive line as backup to late Shane Curry, totaling 18 tackles, five solo and six QB pressures . . . had nine tackles, four solo, vs. Kansas . . . recovered a fumble against Boston College and recorded two solo tackles in Mobil Cotton Bowl win over Texas . . . saw reserve action at defensive tackle in eleven games as freshman . . . totaled six tackles, one solo . . . criminal justice major.

**PERSONAL:** Full name is Kipp Vickers . . . born in Holiday, Fla. . . . attended Tarpon Springs High School . . . named first-team all-state as senior defensive lineman . . . Vickers and his wife, Tracy, reside in Coral Gables, Fla.

## 67 WILL WOLFORD

**Offensive Tackle 6-5 300**  
**Vanderbilt**  
**2nd Year With Colts,**  
**9th in NFL**  
**Free Agent-1993**  
**Born: May 18, 1964**



### **GAMES STARTED/PLAYED: (1986, 16/16); (1987, 9/9); (1988, 16/16); (1989, 16/16); (1990, 14/14); (1991, 15/15); (1992, 16/16); (1993, 12/12) Total 114/114 Total With Colts 12/12**

**PRO:** Entering his second season with the Colts, his ninth in the NFL . . . signed by Colts to offer sheet on March 29, 1993 . . . awarded to Colts after arbitration hearing on April 23, 1993 . . . originally was Buffalo's second pick in the first round of the 1986 draft, the 20th selection overall . . . named as transition player by Buffalo following the 1992 season.

**1993:** Started first 12 games at LT . . . named Lineman-of-the-Year by Thundering Herd Fan Club . . . helped pave way for Colts highest rushing output (1,288) and fewest sack total (29) since



## WOLFORD

1989 . . . underwent surgery for torn left rotator cuff 4/29 for injury sustained in Super Bowl XXVII . . . practiced for first time with club 8/18 . . . started and played first half in preseason finale vs. Green Bay 8/27 . . . played throughout season until missing final three quarters 12/5 at Jets with right shoulder injury . . . placed on injured reserve 12/10 and had surgery on right rotator cuff to repair tear on 12/13.

**CAREER NOTES: 1992:** Started all 16 games at LT for Buffalo . . . started post-season games 1/9/93 at Pittsburgh, 1/17/93 at Miami and Super Bowl XXVII 1/31/93 vs. Dallas . . . voted to Pro Bowl but did not play due to shoulder injury suffered in Super Bowl . . . member of OL that helped Buffalo lead NFL with 549-2,436, 18 TDs rushing while ranking second with 5,893 total yards . . . helped pave way for RB-Thurman Thomas to rank third in NFL rushing with 312-1,487, nine TDs. **1991:** Started 15 games at LT . . . missed game 11/18 at Miami due to back injury suffered 11/10 at Green Bay . . . started post-season games 1/5/92 vs. Kansas City, 1/12/92 vs. Denver and Super Bowl XXVI 1/26/92 vs. Washington . . . named to All-Madden Team . . . awarded game ball 9/29 vs. Chicago. **1990:** Started 14 games at LT . . . missed 9/9 vs. Indianapolis and 9/30 vs. Denver due to hamstring injury . . . member of offensive line that allowed just 27 sacks, the fewest by club in non-strike season since 1981 (16) . . . started post-season games 1/12/91 vs. Miami, 1/20/91 vs. Raiders and Super Bowl XXV 1/27/91 vs. Giants. **1989:** Started all 16 games at LT . . . started post-season game 1/6/90 at Cleveland. **1988:** Started 16 contests . . . started 12 games at LT and games 2-5 at RG . . . started post-season games 1/1/89 vs. Houston and 1/8/89 at Cincinnati. **1987:** Started nine games at LT after making move from RG in training camp . . . missed weeks 3-5 . . . did not play 11/8 vs. Denver and 11/15 at Cleveland due to ankle injury suffered 11/1 vs. Washington . . . missed game 12/13 at Indianapolis after sustaining broken thumb 12/6 vs. Raiders. **1986:** Started 16 games at RG as rookie . . . became first rookie OL to start every game for Bills since Joe DeLamielleure (1973).

**HONORS: 1986:** Pro Football Writer's Association NFL All-Rookie . . . United Press International NFL All-Rookie . . . Pro Football Weekly NFL All-Rookie. **1990:** The Football News All-AFC. **1991:** Pro Bowl . . . The Football News All-AFC. **1992:** Pro Bowl . . . The Football News All-AFC . . . The Newspaper Enterprise Association Second-Team All-NFL.

**COLLEGE:** Four-year letterman and three-year starter . . . named All-SEC and third-team All-America by Associated Press as senior tri-captain . . . participated in Blue-Gray and Senior Bowl following senior season . . . helped lead team to 8-4 record and Hall of Fame Bowl appearance as freshman . . . holds degree in sociology.

**PERSONAL:** Full name is William Charles Wolford . . . born in Louisville, Ky. . . . attended St. Xavier High School in Louisville . . . won eleven athletic letters and was all-state basketball choice . . . Wolford and his wife, Jude, reside with their daughter, Grace (4/27/93) in Brownsburg, Ind.



## COLTS COMPLEX/1994 HOTELS



The Colts' home is located on 32 acres of land just west of I-465 on 56th Street. Built at a cost of more than \$4 million, the complex features three practice fields including two natural-turf fields and one AstroTurf surface.

The 43,500 square foot structure includes: spacious locker rooms; a steam room; a sauna; a 12' x 12' sunken hydrotherapy tank; a 24' x 78' training room; a 34' x 23' vestibule and lobby; and a 20' x 17' working press area. Three racquetball courts and a quarter-mile outdoor running track provides for cardiovascular exercise. The Colts moved into the facility in August of 1985.

### COLTS 1994 HOTELS

#### Pre-Season

CINCINNATI	Hyatt-Downtown	(513) 579-1234
PITTSBURGH	Westin William Penn	(412) 281-7100

#### Regular Season

TAMPA BAY	Hyatt Westshore	(813) 874-1234
PITTSBURGH	Westin William Penn	(412) 281-7100
NEW YORK JETS	Sheraton Meadowlands	(201) 896-0500
BUFFALO	Marriott	(716) 689-6900
MIAMI	Ft. Lauderdale Airport Hilton	(305) 920-3300
CINCINNATI	Hyatt Downtown	(513) 579-1234
SEATTLE	Westin-Downtown	(206) 728-1000
NEW ENGLAND	Providence Marriott	(401) 272-2400



## 1994 DATES

### 1994

- April 24-25 . . . NFL Draft
- May 6-8 . . . . . Mini-Camp
- July 13 . . . . . Training Camp opens (Quarterbacks, rookies, free agents, injured veterans)
- July 15 . . . . . Signing period ends at 4 p.m., Eastern Daylight Time, for Unrestricted Free Agents to whom June 1 tender (or June 14 tender to Transition Player) was made by Old Club. After this date and through 4 p.m., Eastern Daylight Time, on November 8, Old Club has exclusive negotiating rights with its unsigned Unrestricted Free Agents.
- July 21 . . . . . Veterans report to camp
- August 4-8 . . . First weekend of preseason games
- August 5 . . . . . If a drafted rookie has not signed with his club by this date, he may not be traded to any other club in 1994.
- August 18 . . . . Break training camp
- August 23 . . . . Roster cutdown to maximum of 60 players on Active List by 4 p.m., Eastern Daylight Time.
- August 28 . . . . Roster cutdown to maximum of 53 players on Active/Inactive List by 4 p.m., Eastern Daylight Time. Clubs may dress minimum of 42 and maximum of 45 players and third quarterback for each regular season and postseason game.
- August 29 . . . . After 4 p.m., Eastern Daylight Time, clubs may establish a Practice Squad of five players by signing free agents who do not have a season of free-agency credit, unless that season was achieved by spending an entire regular season on Reserve/Injured or Reserve/Physically Unable to Perform.
- September 2 . . All clubs are required to identify their 49-player Active List by 7 p.m., Eastern Daylight Time, on this Friday and thereafter on each Friday before a regular season Sunday game. No later than one hour and 15 minutes prior to kickoff, clubs must identify their 45-player Active List and third quarterback, if any.
- September 4 . . Regular Season opens
- October 11 . . . All trading ends at 4 p.m., Eastern Daylight Time.
- November 8 . . . Deadline for clubs to sign by 4 p.m., Eastern Time, their Unrestricted Free Agents to whom June 1 tender was made. If still unsigned after this date, such players are prohibited from playing in NFL in 1994.
- November 8 . . . Deadline for clubs to sign by 4 p.m., Eastern Time, their Restricted Free Agents to whom June 1 tender was made. If such players remain unsigned, they are prohibited from playing in NFL in 1994.
- November 8 . . . Deadline for clubs to sign Drafted players by 4 p.m., Eastern Time. If such players remain unsigned, they are prohibited from playing in NFL in 1994.
- November 26 . . Deadline for reinstatement of players in Reserve List categories of Retired and Did Not Report.
- December 26 . . Regular Season ends
- December 27 . . Clubs may begin signing free-agent players for the 1995 season.
- December 31 -  
January 1 . . . AFC and NFC First-Round Playoff Games

### 1995

- January 7-8 . . . AFC and NFC Second-Round Playoff Games
- January 15 . . . AFC and NFC Championship Games
- January 29 . . . Super Bowl XXIX at Miami, Florida
- February 5 . . . AFC-NFC Pro Bowl at Honolulu, Hawaii
- February 9-13 . Combine Timing and Testing, Hoosier Dome, Indianapolis, Indiana.





**NFL STADIUMS**

**American Football Conference**

Club	Stadium	Capacity	Playing Surface
<b>BUFFALO</b>	Rich Stadium	80,290	AstroTurf
<b>CINCINNATI</b>	Riverfront Stadium	60,389	AstroTurf-8
<b>CLEVELAND</b>	Cleveland Stadium	78,512	Grass
<b>DENVER</b>	Denver Mile High Stadium	76,273	Grass (PAT)
<b>HOUSTON</b>	Astrodome	62,439	AstroTurf-8
<b>INDIANAPOLIS</b>	Hoosier Dome	60,273	AstroTurf
<b>KANSAS CITY</b>	Arrowhead Stadium	78,067	Grass
<b>L.A. RAIDERS</b>	Los Angeles Memorial Coliseum	68,000	Grass
<b>MIAMI</b>	Joe Robbie Stadium	73,000	Grass (PAT)
<b>NEW ENGLAND</b>	Foxboro Stadium	60,794	Grass
<b>N.Y. JETS</b>	Giants Stadium	76,891	AstroTurf
<b>PITTSBURGH</b>	Three Rivers Stadium	59,600	AstroTurf
<b>SAN DIEGO</b>	San Diego Jack Murphy Stadium	60,836	Grass
<b>SEATTLE</b>	Kingdome	66,000	AstroTurf

**National Football Conference**

Club	Stadium	Capacity	Playing Surface
<b>ATLANTA</b>	Georgia Dome	71,594	Artificial Turf
<b>CHICAGO</b>	Soldier Field	66,950	Grass
<b>DALLAS</b>	Texas Stadium	65,024	Texas Turf
<b>DETROIT</b>	Pontiac Silverdome	80,500	AstroTurf
<b>GREEN BAY</b>	Lambeau Field	59,543	Grass
<b>L.A. RAMS</b>	Anaheim Stadium	69,008	Grass
<b>MINNESOTA</b>	Hubert H. Humphrey Metrodome	63,000	AstroTurf
<b>NEW ORLEANS</b>	Louisiana Superdome	69,056	AstroTurf
<b>N.Y. GIANTS</b>	Giants Stadium	77,311	AstroTurf
<b>PHILADELPHIA</b>	Veterans Stadium	65,178	AstroTurf-8
<b>PHOENIX</b>	Sun Devil Stadium	73,521	Grass
<b>SAN FRANCISCO</b>	Candlestick Park	66,513	Grass
<b>TAMPA BAY</b>	Tampa Stadium	74,296	Grass
<b>WASHINGTON</b>	RFK Stadium	56,454	Grass



## 1994 DRAFT

### PROFILES OF COLTS 1994 DRAFT SELECTIONS

**MARSHALL FAULK**

5-10 200

Born: February 26, 1973

Running Back

San Diego State

Draft-1a (2nd Overall)

**COLLEGE:** Three-time consensus All-America . . . career totals included school-record 766-4,589, 57 TDs rushing and 82-973, five TDs receiving . . . rushed for 100+ yards in 23 of 32 career outings, including 200+ seven times and 300+ twice . . . had at least one TD in 27 outings, two or more 16 times and three or more eleven times . . . owns or shares 19 NCAA and 18 Western Athletic Conference records . . . ranks first in NCAA history among three-year players with 5,562 combined rushing and receiving yards, while placing fourth in rushing . . . ranks as all-time NCAA leader with 12.1 career ppg. avg., while placing second with 62 career TDs (Anthony Thompson, 65 TDs, 41 games) . . . ranks second in NCAA history among non-kickers and sixth overall with 376 career points . . . career 148.0 rushing ypg. is fifth in NCAA annals . . . holds WAC records for rushing yardage for freshman (1,429), sophomore (1,630) and junior (1,530), and ranks second all-time in conference rushing (4,813, Steve Bartalo, Colorado State) . . . named consensus first-team All-America while starting 12 games as junior . . . ranked fifth in NCAA rushing with 300-1,530, 21 TDs . . . ranked second on team with career-high 47-644, three TDs receiving . . . was second in nation in scoring (12.0 ppg.) and third in all-purpose yards (181.2 ypg.) . . . finished fourth in 1993 Heisman Trophy balloting . . . was 32-252, two TDs vs. Brigham Young for top yardage outing . . . was 27-175, four TDs rushing and 3-94 receiving at Hawaii . . . was 27-170, three TDs rushing vs. Cal State Northridge . . . was 8-205, two TDs receiving at Fresno State for top career yardage game . . . was consensus All-America while starting 10 games as sophomore . . . became only fifth player in NCAA history and first since Cornell's Ed Marinaro (1970-71) to record back-to-back rushing titles with 265-1,630, 15 TDs rushing . . . added 18-128 receiving . . . finished second in 1992 Heisman Trophy balloting . . . joined Herschel Walker as only players to surpass 3,000 career rushing yards after sophomore season . . . rushed 43-300, four TDs vs. Hawaii for top outing . . . was 35-299, three TDs at Brigham Young . . . was 27-220, three TDs vs. USC . . . was consensus All-America while seeing action in 10 games as freshman . . . was 201-1,429, 23 TDs rushing, 17-201, two TDs receiving . . . became first freshman in NCAA history to lead nation in scoring (15.6 ppg.) and rushing (158.8 ypg.) . . . named UPI Freshman-of-the-Year . . . finished ninth in 1991 Heisman Trophy balloting, the second-highest freshman ranking ever (Walker, 3rd, 1980) . . . was only third freshman ever named first-team Associated Press All-America (Tony Dorsett, 1973; Walker, 1980) . . . set NCAA freshman records for highest per game rushing average (158.8), most rushing TDs (21), most total TDs (23) and most points (140) . . . tied Emmitt Smith for earliest game for freshman to surpass 1,000 rushing yards by doing so in seventh game . . . rushed 37-386, seven TDs vs. Pacific in only second career game to set NCAA standard for most single-game rushing yards and TDs by freshman . . . rushing total has since been broken . . . was 22-212, five TDs rushing at Hawaii . . . was 20-118, four TDs rushing vs. Brigham Young . . . was 30-157, one TD rushing, 9-42 receiving vs. Tulsa in Freedom Bowl . . . did not redshirt . . . public administration major.

**PERSONAL:** Full name is Marshall William Faulk . . . born in New Orleans, La. . . saw action as RB, QB, WR and CB and lettered in track at George Washington Carver HS . . . worked part-time with school's custodial staff . . . grew up in the Desire Housing Project in New Orleans' Ninth Ward . . . worked at Latham and Watkins law firm in San Diego during summers . . . chose San Diego State because school offered him chance to play RB . . . favorite athletes are Barry Sanders and Michael Jordan . . . single . . . resides in New Orleans, La.



# 1994 DRAFT



**TREV ALBERTS** Linebacker Draft-1b (5th Overall)  
6-4 243 Nebraska  
Born: August 8, 1970

**COLLEGE:** Four-year letterman and two-year starter . . . career totals included 248 tackles, 105 solo, 69 QB pressures, 42 tackles for losses (242 yards), 29.5 sacks (196 yards), six interceptions, five fumbles recovered and five forced fumbles . . . started every game at ROLB as senior . . . was consensus first-team All-America . . . named Defensive Player-of-the-Year by The Football News and was winner of Dick Butkus Award given to nation's top linebacker . . . named Big-Eight Defensive Player-of-the-Year . . . was CFA/Hitachi Scholar-Athlete, GTE Academic All-America and was National Football Foundation Hall of Fame Postgraduate scholarship recipient . . . topped club in tackles with 96, 47 solo . . . added 38 QB pressures, 21 tackles for loss (99 yards), 15 sacks (88 yards) and three forced fumbles . . . sack total tied school single-season record . . . had 12 tackles, 10 solo, two sacks and one forced fumble to earn Chevrolet Player-of-the Game honors vs. UCLA . . . had eleven tackles, nine QB pressures and one sack vs. Oklahoma State . . . had eleven tackles and two sacks vs. Texas Tech . . . had four tackles and three sacks vs. Florida State in Orange Bowl . . . earned first-team All-Big Eight honors while starting each game at ROLB as junior . . . finished third on team with 73 tackles, 27 solo . . . added 17 QB pressures, eleven tackles for losses (50 yards), 3.5 sacks (25 yards), one forced fumble and one recovered fumble . . . had 10 tackles, four QB pressures and blocked a field goal vs. Iowa State . . . earned Toyota Leadership Award and ESPN Student-of-the-Game after eight tackles and four QB pressures vs. Kansas . . . had 12 tackles and one sack (11 yards) vs. Florida State in Orange Bowl . . . saw reserve action at each game at ROLB . . . had 53 tackles, 21 solo, 12 QB pressures, nine tackles for losses (60 yards), seven sacks (50 yards), three fumbles recovered and one forced fumble . . . had eight tackles and four sacks (33 yards) vs. Iowa State . . . had five tackles and one interception vs. Miami in Orange Bowl . . . named Big Eight Defensive Newcomer-of-the-Year as freshman reserve LB . . . totaled 26 tackles, 10 solo, four sacks (33 yards), four tackles for losses (33 yards) and one recovered fumble . . . had eight tackles and three sacks (27 yards) vs. Iowa State . . . had two tackles vs. Georgia Tech in Florida Citrus Bowl . . . was redshirt in 1989 . . . holds degree in speech communications.

**PERSONAL:** Full name is Trev Alberts . . . born in Cedar Falls, Ia . . . attended Northern High School . . . set school record with 107 tackles while adding 106-681, 14 TDs rushing as senior . . . helped track team win four consecutive state titles and helped lead basketball team to state tourney finals . . . earned undergraduate degree in August of 1993 . . . awarded \$18,000 postgraduate scholarship from National Football Foundation and Hall of Fame . . . single . . . resides in Lincoln, Neb.

**ERIC MAHLUM** Offensive Guard Draft-2 (32nd Overall)  
6-4 285 California  
Born: December 6, 1970

**COLLEGE:** Four-year letterman and three-year starter . . . named All-America and first-team All-Pac Ten by The Poor Man's Guide while starting all 12 games at center as senior . . . received 78% grade for blocking consistency with 41 knockdown blocks . . . helped team rush for 288 yards vs. San Jose State . . . helped team register total offense of 455 yards vs. Temple and 519 yards vs. San Diego State . . . was first-team All-Pac Ten by The Poor Man's Guide while starting eleven games at center as junior . . . helped club average 389.3 yards per game . . . did not allow a sack all season . . . helped team rush for 352 yards vs. San Jose State and 218 yards vs. UCLA . . . was honorable mention All-Pac Ten as sophomore starter at RG . . . helped team average 446.1 yards per game . . . helped club amass 601 total yards vs. USC . . . had 'fumblerooski' rushes of 19 yards vs. USC and 16 yards in Florida Citrus Bowl victory vs. Clemson . . . moved to center in spring drills following season . . . saw



## 1994 DRAFT

reserve action at offensive guard as freshman . . . helped lead team to Copper Bowl victory over Wyoming . . . was redshirt in 1989 . . . business major.

**PERSONAL:** Full name is Eric Mahlum . . . born in San Diego, Calif. . . . attended Pacific Grove High School . . . saw action in North-South Shrine All-Star game . . . single . . . resides in Berkeley, Calif.

**JASON MATHEWS**      **Offensive Tackle**      **Draft-3 (67th Overall)**  
**6-5 284**                      **Texas A&M**

**Born: February 9, 1971**

**COLLEGE:** Three-year letterman and two-year starter . . . named honorable-mention All-America and first-team All-Southwest Conference by The Poor Man's Guide as senior starter at RT . . . helped team rush for an average of 234.3 yards per game . . . helped team rush for 323 yards vs. SMU and 317 yards vs. Missouri . . . helped lead team to SWC championship and Cotton Bowl berth . . . started 10 games at RT as junior . . . helped Aggies score on 30 of 32 drives inside the 10-yard line . . . helped team rush for 202 yards vs. Texas and amass 457 total yards vs. LSU . . . helped team capture SWC championship and Cotton Bowl berth . . . moved from defensive line to tight end for sophomore season . . . used strictly as blocker in two tight end formations . . . did not have any receptions . . . had 19 knockdown blocks . . . sat out 1990 season after transferring from Brigham Young . . . was scout team performer as freshman at BYU in 1989 . . . agricultural economics major.

**PERSONAL:** Full name is Samuel Jason Mathews . . . born in Orange, Tex. . . . lettered in basketball, football and track at Bridge City High School . . . single . . . resides in in College Station, Tex.

**BRADFORD BANTA**      **Tight End**                      **Draft-4 (106th Overall)**  
**6-6 255**                      **Southern California**

**Born: December 14, 1970**

**COLLEGE:** Four-year letterman and two-year starter . . . career receiving statistics included 47-491, four TDs . . . named honorable mention All-Pac Ten and Football News Almost All-American as senior after totaling 31-284, two TDs . . . reception total is Trojan TE single-season record . . . had career-high four grabs vs. UCLA (6t), California (6t) and Penn State . . . earned All-Pac Ten honorable mention as junior starter . . . was 8-114, one TD vs. California and 3-54 vs. Washington State . . . performed additional role as long snapper and recorded four tackles . . . spent most of sophomore year as backup, but started three games . . . was 7-75 receiving . . . named Co-Offensive Player-of-the-Game vs. Notre Dame . . . served as reserve for majority of freshman season but earned three starts . . . was sidelined for remainder of season after suffering broken leg vs. UCLA . . . was redshirted in 1989 . . . communications major.

**PERSONAL:** Full name is Dennis Bradford Banta . . . born in Baton Rouge, La. . . . attended University High School . . . was Parade grid All-American as senior . . . was four-year starter with career totals of 146-2,629, 22 TDs receiving . . . lettered in basketball, football and track . . . single . . . resides in Baton Rouge, La.

**JOHN COVINGTON**      **Defensive Back**      **Draft-5 (133rd Overall)**  
**6-0 198**                      **Notre Dame**

**Born: April 22, 1972**

**COLLEGE:** Four-year letterman and three-year starter . . . career totals included 185 tackles, 128 solo, 14 passes broken up, five interceptions (13 yards) and one recovered fumble . . . started every game at SS as senior and totaled 58 tackles, 43 solo, four passes broken up, two interceptions (seven yards) and one recovered fumble . . . had nine tackles, five solo, vs. USC . . . had nine tackles, six solo, vs. Boston College . . . had interceptions vs. Michigan State and Florida State (seven yards) . . . had seven tackles in Cotton Bowl victory over Texas A&M . . . saw action in every game as junior, starting six at SS and one at RDE . . . totaled 63 tackles, 49 solo, seven passes broken up and three interceptions (six yards) . . . had season-high 13 tackles vs.





Brigham Young . . . had 10 tackles, nine solo and one interception (six yards) vs. Michigan State . . . helped lead team to Cotton Bowl victory over Texas A&M . . . saw action in every game as sophomore, earning six starts at OLB and one at SS . . . had 58 tackles, 31 solo, and three passes broken up . . . had eleven tackles vs. Hawaii . . . helped lead team to Sugar Bowl victory over Florida . . . saw action in every game as freshman reserve DB with six tackles, five solo . . . finance major.

**PERSONAL:** Full name is John Shaft Covington . . . born in Winter Haven, Fla. . . lettered in football and basketball at Winter Haven High School . . . brother, Brian, played football at Central Florida while sister, Sherry, ran track at Albany State . . . is one of 20 children in family . . . single . . . resides in Winter Haven, Fla.

**LAMONT WARREN**

**Running Back Draft-6 (164th Overall)**  
**Colorado**

**5-11 194**

**Born: January 4, 1973**

**COLLEGE:** Three-year starter . . . career totals included 488-2,242, 22 TDs rushing, 38-432, one TD receiving . . . was Football News honorable mention All-America and second-team All-Big Eight as junior . . . started seven games and totaled 183-900, seven TDs rushing and 15-184, one TD receiving . . . was 34-182 rushing vs. Oklahoma with 34t pass to WR-Charles Johnson . . . was 17-137, one TD rushing vs. Missouri . . . was 17-115, one TD rushing vs. Kansas with 49t strike to Johnson . . . rushed 22-114, one TD vs. Stanford and 23-110, one TD vs. Texas . . . rushed 10-68 in Aloha Bowl victory over Fresno State . . . was 148-512, eight TDs rushing and 12-131 receiving while starting nine games as sophomore . . . rushed 13-114, one TD vs. Iowa . . . was 19-41, three TDs rushing vs. Baylor . . . helped lead team to Fiesta Bowl . . . was second-team All-Big Eight as freshman . . . started final six games of season . . . was 157-830, seven TDs rushing and 11-117 receiving . . . rushing total was highest freshman total in school history and seventh-highest in Big Eight history . . . was 26-118, one TD rushing vs. Kansas State . . . was career-high 21-168 with 74t vs. Iowa State . . . had 48t strike to Johnson vs. Kansas . . . helped lead team to Blockbuster Bowl . . . communications major.

**PERSONAL:** Full name is Lamont Warren . . . born in Indianapolis, Ind. . . attended Dorsey High School in Inglewood, Calif. . . rushed for 3,693 yards and 59 TDs for career while earning consensus grid All-America honors . . . finished second in state in 400-meter dash (47.5) . . . lettered on Buffaloes track team in 1992-93 . . . member of NCAA champion mile relay team (3:09.67) . . . single . . . resides in Los Angeles, Calif.

**LANCE TEICHELMAN**

**Defensive Lineman Draft-7 (196th Overall)**  
**Texas A&M**

**6-4 276**

**Born: October 21, 1970**

**COLLEGE:** Four-year letterman and three-year starter . . . career totals included 160 tackles, 85 solo, 20 tackles for losses (57 yards), 19 QB pressures, 11.5 sacks (72 yards), five fumbles recovered and two forced fumbles . . . named first-team All-Southwest Conference by Associated Press, Houston Chronicle and Waco Tribune-Herald . . . totaled 58 tackles, 32 solo, six QB pressures, five tackles for loss (13 yards), 4.5 sacks (31 yards) and three recovered fumbles . . . had season-high seven tackles vs. Missouri and Texas Tech . . . had six tackles, four solo, vs. TCU . . . had five tackles, three solo, and one sack (eight yards) vs. Texas . . . helped lead team to SWC Championship and Cotton Bowl berth . . . named first-team All-SWC as junior after starting final nine games of season at NG . . . totaled 55 tackles, 32 solo, nine tackles for loss (26 yards), six QB pressures and 4.5 sacks (22 yards) . . . had 10 tackles vs. Baylor . . . named AP Defensive Player-of-the-Week after eight tackle, two sack effort vs. Texas Tech in first career game at NT . . . had 10 tackles vs. Notre Dame in Cotton Bowl . . . began sophomore season as starter at LDE before switching to RDE in latter stages of season . . . had 30 tackles, 16 solo, four QB pressures, four tackles for loss (12 yards), two sacks



## 1994 DRAFT

---

(14 yards), two fumbles recovered and one forced fumble for SWC Champions . . . had season-high four tackles on four occasions . . . saw freshman action as reserve NG . . . totaled 17 tackles, five solo, three QB pressures, two tackles for loss (six yards), 0.5 sacks (five yards) and one interception . . . had season-high three tackles twice . . . was redshirt in 1989 . . . kinesiology major.

**PERSONAL:** Full name is Lance Theodore Teichelman . . . born in San Antonio, Tex. . . . earned all-state honors at Westwood High School . . . brother, Trey, played on OL at Rice University . . . single . . . resides in Austin, Tex.





NATIONAL FOOTBALL LEAGUE

410 Park Ave., New York, N.Y. 10022  
(212) 758-1500

Commissioner	Paul Tagliabue
President	Neil Austrian
Executive Vice President/League Counsel	Jay Moyer
Executive Vice President/Labor Relations Chairman NFLMC	Harold R. Henderson
Vice President/Communications and Government Affairs	Joe Browne
Vice President/Broadcasting and Productions	Val Pinchbeck, Jr.
Vice President/Business Development	Roger Goodell
Chief Financial Officer	Tom Spock
Vice President/Internal Audit	Tom Sullivan
Executive Director/Special Events	Jim Steeg
Vice President/General Counsel	Dennis Curran
Director of International Public Relations	Pete Abitante
Director of Communications	Greg Aiello
Director of Player Personnel/Football Operations	Joel Bussert
Director of Administration	John Buzzeo
Director of Broadcasting Services	Dick Maxwell
Director of Officiating	Jerry Seeman
Director of Club Relations/Stadium Operations	Joe Ellis
Director of Game Operations/League Secretary	Jan Van Duser
Director of Security	Warren Welsh
AFC Director of Information	Leslie Hammond
NFC Director of Information	Reggie Roberts

NFL PUBLIC RELATIONS DIRECTORS

Atlanta	Charlie Taylor	(404) 945-1111
Buffalo	Denny Lynch	(716) 648-1800
Carolina	Charlie Dayton	(704) 358-7734
Chicago	Bryan Harlan	(708) 295-6600
Cincinnati	Jack Brennan	(513) 621-3550
Cleveland	Kevin Byrne	(216) 891-5000
Dallas	Rich Dalrymple	(214) 556-9900
Denver	Jim Saccomano	(303) 649-9000
Detroit	Bill Keenist	(313) 335-4131
Green Bay	Lee Rimmel	(414) 496-5700
Houston	Rod St. Clair	(713) 797-9111
Indianapolis	Craig Kelley	(317) 297-2658
Jacksonville	Dan Edwards	(904) 633-6000
Kansas City	Robert Moore	(816) 924-9300
Los Angeles Raiders	Al LoCasale	(213) 322-3451
Los Angeles Rams	Rick Smith	(714) 535-7267
Miami	Harvey Greene	(305) 620-5000
Minnesota	Dave Pelletier	(612) 828-6500
New England	Don Lowery	(508) 543-8200
New Orleans	Rusty Kasmiersky	(504) 733-6147
New York Giants	Pat Hanlon	(201) 935-8111
New York Jets	Frank Ramos	(516) 538-6600
Philadelphia	Ron Howard	(215) 463-2500
Phoenix	Paul Jensen	(602) 379-0101
Pittsburgh	Rob Boulware	(412) 323-1200
San Diego	Bill Johnston	(619) 280-2111
San Francisco	Rodney Knox	(408) 562-4949
Seattle	Gary Wright	(206) 827-9777
Tampa Bay	Chip Namias	(813) 870-2700
Washington	Rick Vaughn	(703) 478-8900

Other Public Relations Contacts

Elias Sports Bureau	Seymour Siwoff	(212) 869-1530
Hall of Fame	Don Smith	(216) 456-8207
ABC-TV	Mark Mandel	(212) 456-4867
FOX	Vince Wladika	(212) 556-2452
NBC-TV	Ed Markey	(212) 664-2014
CBS-TV	Lou D'Ermilio	(212) 975-1077
ESPN	Chris LaPlaca	(203) 585-2239
TNT	John Prenty	(404) 827-1735



HOW THE COLTS WERE BUILT

YEAR DRAFT	TRADE/WAIVE	FREE AGENTS
1982 Rohn Stark (2b)		
1984 Eugene Daniel (8)		
1986 Jon Hand (1)		Dean Biasucci
1987 Randy Dixon (4) Chris Goode (10)		
1988 Jeff Herrod (9)		
1989	Zefross Moss (T-DAL)	
1990		Tony Siragusa
1991 Mark Vander Poel (4) Kerry Cash (5)		
1992 Steve Emtman (1a) Quentin Coryatt (1b) Ashley Ambrose (2) Rodney Culver (4a) Tony McCoy (4b) Jason Belser (8a) Stephen Grant (10)	Willis Peguese (W-HOU)	Charles Arbuckle Joe Staysniak Ed Toner
1993 Sean Dawkins (1) Roosevelt Potts (2) Ray Buchanan (3) Derwin Gray (4a) Devon McDonald (4b) Carlos Etheredge (6)		Shannon Baker Paul Butcher Aaron Cox Cecil Gray Kirk Lowdermilk UFA (MINN) Don Majkowski Robert O'Neal Brian Ratigan John Ray Thomas Sims Marquise Thomas Kipp Vickers Will Wolford RFA (BUF)





1993 NATIONAL FOOTBALL LEAGUE STANDINGS

American Conference

Eastern Division

	W	L	T	Pct.
Buffalo*	12	4	0	.750
Miami	9	7	0	.563
N.Y. Jets	8	8	0	.500
New England	5	11	0	.313
Indianapolis	4	12	0	.250

Central Division

	W	L	T	Pct.
Houston*	12	4	0	.750
Pittsburgh#	9	7	0	.563
Cleveland	7	9	0	.438
Cincinnati	3	13	0	.188

Western Division

	W	L	T	Pct.
Kansas City*	11	5	0	.688
L.A. Raiders#	10	6	0	.625
Denver#	9	7	0	.563
San Diego	8	8	0	.500
Seattle	6	10	0	.375

National Conference

Eastern Division

	W	L	T	Pct.
Dallas*	12	4	0	.750
N.Y. Giants#	11	5	0	.688
Philadelphia	8	8	0	.500
Phoenix	7	9	0	.438
Washington	4	12	0	.250

Central Division

	W	L	T	Pct.
Detroit*	10	6	0	.625
Green Bay #	9	7	0	.563
Minnesota#	9	7	0	.563
Chicago	7	9	0	.438
Tampa Bay	5	11	0	.313

Western Division

	W	L	T	Pct.
San Francisco*	10	6	0	.625
New Orleans	8	8	0	.500
Atlanta	6	10	0	.375
L.A. Rams	5	11	0	.313

\*Division Champions

#Wildcard Teams

AFC Wildcard—

LOS ANGELES 42, Denver 24  
KANSAS CITY 27, Pittsburgh 24 (OT)

AFC Playoffs—

BUFFALO 29, Los Angeles 23  
Kansas City 29, HOUSTON 20

AFC Championship—

BUFFALO 30, Kansas City 13

NFC Wildcard—

Green Bay 28, DETROIT 24  
NEW YORK 17, Minnesota 10

NFC Playoffs—

SAN FRANCISCO 44, New York 3  
DALLAS 27, Green Bay 17

NFC Championship—

DALLAS 38, San Francisco 21

Super Bowl XXVIII—Dallas 30, BUFFALO 13 at Georgia Dome (Atlanta, Ga.)

COLTS SEASON REVIEW

Preseason (Won 2, Lost 2)

Date	Opponent	Colts-Opp.	Record	Attendance
8/ 7	@ Seattle	16-13 (OT) W	1-0	45,055
8/14	CINCINNATI	7-24 L	1-1	42,792
8/20	L.A. RAIDERS	18- 7 W	2-1	43,642
8/27	@ Green Bay	10-41 L	2-2	56,811

Regular Season (Won 4, Lost 12)

9/ 5	MIAMI	20-24 L	0- 1	51,858
9/12	@ Cincinnati	9- 6 W	1- 1	50,299
9/26	CLEVELAND	23-10 W	2- 1	59,654
10/ 3	@ Denver	13-35 L	2- 2	74,953
10/10	DALLAS	3-27 L	2- 3	60,453
10/24	@ Miami	27-41 L	2- 4	57,301
10/31	NEW ENGLAND	9- 6 W	3- 4	46,522
11/ 7	@ Washington	24-30 L	3- 5	50,523
11/14	N.Y. JETS	17-31 L	3- 6	47,351
11/21	@ Buffalo	9-23 L	3- 7	79,101
11/29	SAN DIEGO	0-31 L	3- 8	54,110
12/ 5	@ N.Y. Jets	9- 6 W	4- 8	45,799
12/12	@ N.Y. Giants	6-20 L	4- 9	70,411
12/19	PHILADELPHIA	10-20 L	4-10	44,952
12/26	@ New England	0-38 L	4-11	26,571
1/ 2	BUFFALO	10-30 L	4-12	43,028



# 1993 REVIEW

## WEEK ONE: Miami Dolphins 24, Indianapolis Colts 20

September 5, 1993

Hoosier Dome (51,858)

12:00 p.m.

QB-Dan Marino's one-yard TD toss to TE-Greg Baty with 0:35 remaining in the game lifted Miami to a comeback 24-20 victory. Marino marched the Dolphins 80 yards in 13 plays for the winning score, completing his final eight passes of the drive. K-Dean Biasucci's 33-yard field goal had given the Colts a 20-17 lead with 5:04 left. RB-Rodney Culver opened the scoring with a 56-yard return of a fumbled punt by PR-O.J. McDuffie. There were five lead changes in the game. The Colts' loss ended a five-game winning streak dating back to November 1992, matching the longest since the club's move to Indianapolis in 1984.

<b>Dolphins</b>	<b>7</b>	<b>3</b>	<b>7</b>	<b>7</b>	<b>24</b>
<b>Colts</b>	<b>7</b>	<b>0</b>	<b>3</b>	<b>10</b>	<b>20</b>

### Scoring Summary

Colts 1	-11:08	Culver 56 fumbled punt return (Biasucci kick)							7- 0
M	1 -	9:14 Jackson 40 pass from Marino (Stoyanovich kick)	5-65	1:54	7- 7				
M	2 -	9:08 Stoyanovich 20 FG	9-41	3:37	7-10				
Colts 3	-10:41	Biasucci 26 FG	5-26	2:02	10-10				
M	3 -	2:57 Jackson 27 pass from Marino (Stoyanovich kick)	4-49	1:45	10-17				
Colts 4	-13:28	Dawkins 25 pass from Trudeau (Biasucci kick)	3-46	0:45	17-17				
Colts 4	-	5:04 Biasucci 33 FG	9-61	6:14	20-17				
M	4 -	0:35 Baty 1 pass from Marino (Stoyanovich kick)	13-80	4:29	20-24				

TEAM STATISTICS	Dolphins	Colts
First Downs	19	16
Rushes/Yards	28-119	21-42
Net Passing Yards	236	232
Total Net Yards	355	274
Passing (A-C-I)	40-22-1	43-23-1
Sacks-Yards	0-0	0-0
Punts-Avg.	8-39.5	7-46.7
Fumbles/Lost	3/1	4/2
Penalties	5-35	3-20
Time of Possession	28:15	31:45

### INDIVIDUAL LEADERS:

Rushing—	Dolphins:	Higgs 14-76; Byars 6-43; Kirby 4-2; Marino 4-(-2)
	Colts:	Johnson 18-39; Trudeau 2-2; Culver 1-1
Passing—	Dolphins:	Marino 40-22-236-3-1 Sacked: 0-0
	Colts:	Trudeau 43-23-232-1-1 Sacked: 0-0
Receiving—	Dolphins:	Fryar 6-81; Kirby 4-29; Jackson 3-73, 2 TDs; Ingram 3-22; Byars 3-19; Martin 1-11; Baty 1-1, 1 TD; Higgs 1-0
	Colts:	Langhorne 8-84; Johnson 6-51; Cash 5-29; Hester 2-22; Dawkins 1-25, 1 TD; Culver 1-21

## WEEK TWO: Indianapolis Colts 9, Cincinnati Bengals 6

September 12, 1993

Riverfront Stadium (50,299)

1:00 p.m.

K-Dean Biasucci's 42-yard FG with 0:03 remaining lifted Indianapolis to its fourth consecutive road win and evened the club's seasonal record at 1-1. Biasucci's kick, which gave Indianapolis its only lead of the game, climaxed a frantic finish. With 11:47 remaining, the Colts drove 64 yards



# 1993 REVIEW



in 6:58 before Biasucci misfired from 39 yards. Cincinnati then marched 62 yards in six plays before K-Doug Pelphrey missed from 35 yards with 2:18 remaining. Indianapolis was forced to punt, but LB-Quentin Coryatt's hit forced a QB-David Klingler interception. DB-John Baylor's seven-yard return and a 15-yard face mask penalty put the ball at the Cincinnati 28 with 0:45 remaining. Four plays later, Biasucci provided the winning margin. Coryatt paced a stingy Colts defense with 13 total tackles and one sack.

<b>Colts</b>	<b>0</b>	<b>3</b>	<b>3</b>	<b>3</b>	<b>9</b>
<b>Bengals</b>	<b>3</b>	<b>0</b>	<b>3</b>	<b>0</b>	<b>6</b>

### Scoring Summary

C	1	-6:15	Pelphrey 35 FG	4-	2	0:55	0-3
Colts	2	-2:58	Biasucci 53 FG	8-44	4:17		3-3
C	3	-9:43	Pelphrey 23 FG	13-75	5:10		3-6
Colts	3	-3:30	Biasucci 31 FG	12-59	6:04		6-6
Colts	4	-0:03	Biasucci 42 FG	4-	4	0:42	9-6

<b>TEAM STATISTICS</b>	<b>Bengals</b>	<b>Colts</b>
First Downs	16	17
Rushes/Yards	26-128	29-120
Net Passing Yards	141	212
Total Net Yards	269	332
Passing (A-C-I)	37-16-1	36-17-2
Sacks-Yards	2-5	1-6
Punts-Avg.	7-40.0	4-43.0
Fumbles/Lost	1/0	2/1
Penalties	1-15	3-15
Time of Possession	28:15	31:45

### INDIVIDUAL LEADERS:

Rushing—	Bengals:	Fenner 10-62; Klingler 2-37; Green 12-25; Ball 1-3; Miles 1-1
	Colts:	Johnson 16-64; Potts 9-36; Culver 3-18; Trudeau 1-2
Passing—	Bengals:	Klingler 37-16-146-0-1 Sacked: 2-5
	Colts:	Trudeau 36-17-218-0-2 Sacked: 1-6
Receiving—	Bengals:	Query 4-44; Pickens 4-41; Fenner 3-39; Green 2-5; Stegall 1-8; McGee 1-6; Ball 1-3
	Colts:	Cash 7-54; Langhorne 4-79; Hester 4-59; Johnson 1-14; Culver 1-12

### WEEK THREE: Indianapolis Colts 23, Cleveland Browns 10 September 26, 1993 Hoosier Dome (59,654) 12:00 p.m.

RB-Anthony Johnson's six-yard scoring run with 3:14 remaining gave Indianapolis a 16-10 lead and LB-Jeff Herrod's fumble recovery in the end zone with 1:19 left iced the contest as the Colts rallied to a 23-10 win. Indianapolis accounted for three K-Dean Biasucci field goals through three periods and trailed 10-9 with 7:48 remaining. QB-Jack Trudeau marched the club 65 yards in 10 plays climaxing in Johnson's first career rushing TD. Following a change of possessions, Herrod fell on a QB-Vinny Testaverde fumble after a LB-Duane Bickett sack knocked the ball loose. There were five lead changes in the game. The Colts 2-1 record following the game marked the club's best ever start in Indianapolis.

<b>Browns</b>	<b>0</b>	<b>0</b>	<b>7</b>	<b>3</b>	<b>10</b>
<b>Colts</b>	<b>0</b>	<b>6</b>	<b>3</b>	<b>14</b>	<b>23</b>



# 1993 REVIEW

## Scoring Summary

Colts 2	— 7:43	Biasucci 27 FG	7-58	2:38	3- 0
Colts 2	— 0:23	Biasucci 19 FG	13-65	3:09	6- 0
C	3 — 8:05	Kinchen 10 pass from Testaverde (Stover kick)	4-41	2:20	6- 7
Colts 3	— 3:10	Biasucci 26 FG	10-64	4:55	9- 7
C	4 —14:57	Stover 32 FG	7-65	3:13	9-10
Colts 4	— 3:14	Johnson 6 run (Biasucci kick)	10-65	4:34	16-10
Colts 4	— 1:19	Herrod fumble recovery in end zone (Biasucci kick)			23-10

TEAM STATISTICS	Browns	Colts
First Downs	13	21
Rushes/Yards	24-100	32-97
Net Passing Yards	153	260
Total Net Yards	253	357
Passing (A-C-I)	24-13-1	38-22-0
Sacks-Yards	5-27	0-0
Punts-Avg.	6-49.7	7-38.9
Fumbles/Lost	1/1	2/0
Penalties	13-79	11-79
Time of Possession	29:37	30:23

## INDIVIDUAL LEADERS:

Rushing— Browns:	Vardell 11-40; Metcalf 8-23; Carrier 1-13; Testaverde 1-13; Hoard 1-6; Kosar 2-5
Colts:	Potts 17-64; Johnson 9-29, 1 TD; Verdin 1-6; Culver 2-(-1); Trudeau 2-(-1); Toner 1-0
Passing— Browns:	Testaverde 16-9-127-1-1 Sacked: 3-19 Kosar 8-4-53-0-0 Sacked: 2-8
Colts:	Trudeau 38-22-260-0-0 Sacked: 0-0
Receiving— Browns:	Jackson 4-49; Hoard 3-37; Metcalf 2-12; Car- rier 1-46; Tillman 1-13; Vardell 1-13; Kinchen 1-10, 1 TD
Colts:	Johnson 8-60; Hester 7-110; Langhorne 3-47; Potts 2-11; Cash 1-16; Cox 1-16

## WEEK FOUR: Denver Broncos 35, Indianapolis Colts 13

October 3, 1993

Mile High Stadium (74,953)

2:00 p.m.

QB-John Elway led Denver to scores on its first four possessions and the Bronco offense rolled up 454 net yards in posting a 35-13 win. Two Elway touchdown passes following scoring rushes by RBs-Robert Delpino and Rod Bernstine staked Denver to a 28-0 lead with 6:42 remaining in the first half. QB-Jack Trudeau hit TE-Kerry Cash from four yards with 0:10 remaining to narrow the deficit to 28-10 at the half. K-Dean Biasucci's second field goal of the day pulled the Colts within 28-13. Denver then marched 80 yards in nine plays and closed the scoring with a WR-Derek Russell 30-yard pass to WR-Arthur Marshall.

Colts	0	10	3	0	13
Broncos	21	7	7	0	35

## Scoring Summary

D	1 —6:23	Delpino 2 run (Elam kick)	10-80	4:27	0- 7
D	1 —2:59	Bernstine 9 run (Elam kick)	7-66	2:00	0-14
D	1 —0:41	Milburn 3 pass from Elway (Elam kick)	3- 9	1:29	0-21
D	2 —6:42	Sharpe 22 pass from Elway (Elam kick)	13-73	8:02	0-28
Colts 2	—1:53	Biasucci 28 FG	10-61	4:49	3-28
Colts 2	—0:10	Cash 4 pass from Trudeau (Biasucci kick)	4-20	0:25	10-28
Colts 3	—3:38	Biasucci 28 FG	9-53	4:51	13-28
D	3 —0:09	Russell 30 pass from Marshall (Elam kick)	9-80	3:29	13-35



# 1993 REVIEW



TEAM STATISTICS	Broncos	Colts
First Downs	26	16
Rushes/Yards	37-196	22-111
Net Passing Yards	258	160
Total Net Yards	454	271
Passing (A-C-I)	31-21-0	33-15-2
Sacks-Yards	1-2	1-5
Punts-Avg.	1-40.0	4-51.5
Fumbles/Lost	2/2	1/0
Penalties	8-60	7-40
Time of Possession	35:22	24:38

## INDIVIDUAL LEADERS:

Rushing—	Broncos:	Delpino 16-83, 1 TD; Bernstine 12-60, 1 TD; Elway 4-30; Milburn 4-19; Rivers 1-4
	Colts:	Johnson 11-67; Potts 9-41; Culver 2-3
Passing—	Broncos:	Elway 30-20-230-2-0 Sacked: 1-2 Marshall 1-1-30-1-0 Sacked: 0-0
	Colts:	Trudeau 25-12-138-1-1 Sacked: 1-5 George 8-3-27-0-1 Sacked: 0-0
Receiving—	Broncos:	Milburn 5-48, 1 TD; Russell 4-64, 1 TD; Sharpe 4-50, 1 TD; Bernstine 3-28; Johnson 2-43; Delpino 2-11; Kimbrough 1-16
	Colts:	Johnson 6-32; Cash 4-62, 1 TD; Potts 3-51; Langhorne 1-14; Hester 1-6

## WEEK FIVE: Dallas Cowboys 27, Indianapolis Colts 3 October 10, 1993 Hoosier Dome (60,453)

12:00 p.m.

RB-Emmitt Smith (25-104) and WR-Michael Irvin (7-112) each posted 100-yard outings and Dallas forced Indianapolis into five turnovers as the Cowboys prevailed 27-3 in their first-ever appearance in the Hoosier Dome. Colts' RB-Roosevelt Potts (18-113) and WR-Sean Dawkins (8-144) also totaled 100-yards respectively. However, the Colts offense produced only three points despite six penetrations inside the Dallas 35-yard line. Indianapolis DT-Steve Emtman suffered a torn anterior cruciate ligament, medial collateral ligament and patella tendon in his right knee.

<b>Cowboys</b>	<b>14</b>	<b>0</b>	<b>7</b>	<b>6</b>	<b>27</b>
<b>Colts</b>	<b>0</b>	<b>3</b>	<b>0</b>	<b>0</b>	<b>3</b>

## Scoring Summary

D	1	—	3:21	Johnston 1 pass from Aikman (Murray kick)	9-68	4:32	0-7
D	1	—	1:40	Smith 20 run (Murray kick)	2-22	0:48	0-14
Colts	2	—	6:33	Biasucci 27 FG	10-74	3:53	3-14
D	3	—	5:27	Novacek 2 run (Murray kick)	15-74	7:44	3-21
D	4	—	11:19	Murray 30 FG	9-64	4:46	3-24
D	4	—	6:52	Murray 32 FG	7-43	3:30	3-27

TEAM STATISTICS	Cowboys	Colts
First Downs	24	19
Rushes/Yards	35-143	25-126
Net Passing Yards	231	235
Total Net Yards	374	361
Passing (A-C-I)	30-21-0	39-22-4
Sacks-Yards	2-14	1-5
Punts-Avg.	4-46.5	3-51.3
Fumbles/Lost	1/1	2/1
Penalties	5-24	4-30
Time of Possession	33:26	26:34



# 1993 REVIEW

## INDIVIDUAL LEADERS:

**Rushing— Cowboys:** Smith 25-104, 1 TD; Lassic 5-23; Agee 2-7; Aikman 2-7; Novacek 1-2, 1 TD  
**Colts:** Potts 18-113; Johnston 3-15; Majkowski 2-4; Culver 2-(-6)

**Passing— Cowboys:** Aikman 28-21-245-1-0 Sacked: 2-14  
 Garrett 2-0-0-0-0 Sacked: 0-0  
**Colts:** Trudeau 20-11-144-0-3 Sacked: 0-0  
 Majkowski 19-11-96-0-1 Sacked: 1-5

**Receiving— Cowboys:** Irvin 7-112; Johnston 5-37, 1 TD; Smith 4-39; Novacek 3-35, 1 TD; Harper 1-14; Gainer 1-8  
**Colts:** Dawkins 8-144; Johnson 6-38; Hester 5-34; Langhorne 1-15; Arbuckle 1-7; Cash 1-2

**WEEK SIX: Miami Dolphins 41, Indianapolis Colts 27**  
**October 24, 1993 Joe Robbie Stadium (57,301) 7:30 p.m.**

Miami jumped out to a 17-0 first quarter lead and never looked back in defeating Indianapolis 41-27 in the nationally televised contest (TNT). O.J. McDuffie's 71-yard punt return gave the Dolphins a 10-0 lead. QB-Scott Mitchell, making his first professional start, hit RB-Terry Kirby with a 44-yard strike to up the lead to 17-0. Miami totaled 171 rushing yards, led by RB-Mark Higgs (17-114). QB-Jeff George (27-44-260, 2 TDs/3 ints.) made his first start of the season for Indianapolis. RB-Rodney Culver tallied three TDs for Indianapolis.

<b>Colts</b>	<b>0</b>	<b>6</b>	<b>7</b>	<b>14</b>	<b>27</b>
<b>Dolphins</b>	<b>17</b>	<b>3</b>	<b>14</b>	<b>7</b>	<b>41</b>

## Scoring Summary

M	1	— 10:22	Stoyanovich 23 FG	6-21	2:55	0- 3
M	1	— 9:02	McDuffie 71 punt return (Stoyanovich kick)			0-10
M	1	— 2:06	Kirby 44 pass from Mitchell (Stoyanovich kick)	8-88	4:31	0-17
Colts	2	— 10:58	Culver 3 pass from George (kick failed)	7-67	3:33	6-17
M	2	— 6:41	Stoyanovich 39 FG	8-56	4:17	6-20
Colts	3	— 10:21	Culver 1 run (Biasucci kick)	6-28	3:20	13-20
M	3	— 6:20	Fryar 11 pass from Byars (Stoyanovich kick)	7-82	4:01	13-27
M	3	— 2:04	Kirby 14 run (Stoyanovich kick)	4-72	1:52	13-34
Colts	4	— 9:56	Langhorne 6 pass from George (Biasucci kick)	13-70	7:08	20-34
M	4	— 7:08	Oliver 56 interception return (Stoyanovich kick)			20-41
Colts	4	— 3:20	Culver 3 run (Biasucci kick)	10-73	3:48	27-41

<b>TEAM STATISTICS</b>	<b>Dolphins</b>	<b>Colts</b>
First Downs	19	24
Rushes/Yards	33-171	25-88
Net Passing Yards	195	234
Total Net Yards	366	322
Passing (A-C-I)	20-13-0	44-27-3
Sacks-Yards	1-6	4-26
Punts-Avg.	1-32.0	4-44.3
Fumbles/Lost	3/2	2/1
Penalties	5-37	7-56
Time of Possession	27:34	32:26





## INDIVIDUAL LEADERS:

**Rushing— Dolphins:** Higgs 17-114; Kirby 10-50, 1 TD; Byars 3-5; Mitchell 3-2  
**Colts:** Potts 15-54; Johnson 3-28; Culver 6-8, 2 TD; Verdin 1-(-2)

**Passing— Dolphins:** Mitchell 19-12-190-1-0 Sacked: 1-6  
 Byars 1-1-11-1-0 Sacked: 0-0  
**Colts:** George 44-27-260-2-3 Sacked: 4-26

**Receiving— Dolphins:** Jackson 5-62; Fryar 4-41, 1 TD; Byars 2-22; Kirby 1-44, 1 TD; Baty 1-32  
**Colts:** Langhorne 9-97, 1 TD; Johnson 5-53; Cash 4-43; Hester 3-28; Dawkins 3-27; Potts 2-9; Culver 1-3, 1 TD

**WEEK SEVEN: Indianapolis Colts 9, New England Patriots 6**  
**October 31, 1993 Hoosier Dome (46,522) 1:00 p.m.**

K-Dean Biasucci connected on three field goals and Indianapolis' defense held New England without a touchdown in defeating the Patriots 9-6. Despite outgaining Indianapolis 363-268 and penetrating the Colts' 30-yard line five times, New England failed to dent the end zone. Biasucci's 37-yard field goal with 2:42 remaining provided the winning margin. DE-Sam Clancy's deflection of a QB-Scott Secules pass resulted in a DB-Ray Buchanan interception with 1:55 remaining, and the Colts ran out the clock to ice the victory.

<b>Patriots</b>	<b>0</b>	<b>3</b>	<b>0</b>	<b>3</b>	<b>6</b>
<b>Colts</b>	<b>3</b>	<b>0</b>	<b>0</b>	<b>6</b>	<b>9</b>

## Scoring Summary

Colts 1 — 1:24	Biasucci 27 FG	15-73	8:47	3-0
NE 2 — 0:00	Sisson 40 FG	13-57	2:44	3-3
Colts 4 — 11:22	Biasucci 38 FG	9-51	3:52	6-3
NE 4 — 5:46	Sisson 26 FG	9-72	5:36	6-6
Colts 4 — 2:42	Biasucci 37 FG	8-45	3:04	9-6

TEAM STATISTICS	Patriots	Colts
First Downs	23	14
Rushes/Yards	25-87	29-89
Net Passing Yards	276	179
Total Net Yards	363	268
Passing (A-C-I)	37-23-2	26-18-0
Sacks-Yards	1-3	2-21
Punts-Avg.	3-46.7	5-40.8
Fumbles/Lost	4/1	0/0
Penalties	5-25	5-39
Time of Possession	28:32	31:28

## INDIVIDUAL LEADERS:

**Rushing— Patriots:** Russell 10-39; Gash 9-38; Turner 3-9; Croom 1-1, Secules 2-0  
**Colts:** Potts 23-86; Culver 2-5; George 4-(-2)

**Passing— Patriots:** Secules 37-23-279-0-2 Sacked: 1-3  
**Colts:** George 26-18-200-0-0 Sacked: 2-21

**Receiving— Patriots:** Coates 6-108; Turner 6-78; Crittenden 4-40; Timpson 3-29; Cook 2-18; Russell 2-6  
**Colts:** Cash 5-62; Dawkins 4-86; Potts 4-20; Hester 2-18; Johnson 2-8; Langhorne 1-6



# 1993 REVIEW

**WEEK EIGHT: Washington Redskins 30, Indianapolis Colts 24**  
**November 7, 1993 RFK Memorial Stadium (50,523) 8:00 p.m.**

Washington turned three Indianapolis second-quarter turnovers into 14 points and downed the Colts 30-24 in a nationally televised contest (ESPN). DB-Darrell Green returned a RB-Roosevelt Potts' fumble 78 yards for a touchdown to open the scoring. QB-Mark Rypien added two one-yard scoring rushes. The Colts held a 226-57 net yardage advantage at halftime yet trailed 14-10. Indianapolis outgained Washington 405-275 for the contest. QB-Jeff George established franchise single-game records for completions (37) and attempts (59). WR-Reggie Langhorne (12-203) posted only the third 200+ receiving outing in team history.

<b>Colts</b>	<b>0</b>	<b>10</b>	<b>0</b>	<b>14</b>	<b>24</b>
<b>Redskins</b>	<b>0</b>	<b>14</b>	<b>6</b>	<b>10</b>	<b>30</b>

### Scoring Summary

W	2	-12:57	Green 78 fumble return (Lohmiller kick)				0-7
W	2	-9:02	Rypien 1 run (Lohmiller kick)	2-6	0:47		0-14
Colts	2	-7:28	Langhorne 72 pass from George (Biasucci kick)	3-80	1:34	7-14	
Colts	2	-0:11	Biasucci 22 FG	8-41	1:36	10-14	
W	3	-1:42	Rypien 1 run (kick failed)	7-79	2:56	10-20	
W	4	-8:35	Lohmiller 24 FG	11-71	5:21	10-23	
W	4	-3:52	Mitchell 1 run (Lohmiller kick)	5-49	2:16	10-30	
Colts	4	-1:50	Cash 9 pass from George (Biasucci kick)	9-72	2:02	17-30	
Colts	4	-0:19	Verdin 1 pass from George (Biasucci kick)	7-40	1:31	24-30	

<b>TEAM STATISTICS</b>	<b>Redskins</b>	<b>Colts</b>
First Downs	16	21
Rushes/Yards	28-109	17-49
Net Passing Yards	166	356
Total Net Yards	275	405
Passing (A-C-I)	28-17-0	59-37-1
Sacks-Yards	4-23	2-20
Punts-Avg.	8-35.9	7-41.9
Fumbles/Lost	2/0	2/2
Penalties	5-40	7-57
Time of Possession	29:26	30:34

### INDIVIDUAL LEADERS:

Rushing—	Redskins:	Brooks 21-105; Byner 1-4; Rypien 3-1, 2 TD; Mitchell 1-1, 1 TD; Conklin 1-(-1); Monk 1-(-1)
	Colts:	Potts 15-33; Stark 1-11; George 1-5
Passing—	Redskins:	Rypien 28-17-189-0-0 Sacked: 2-10 Conklin 0-0-0-0-0 Sacked: 2-13
	Colts:	George 59-37-376-3-1 Sacked: 2-20
Receiving—	Redskins:	Wycheck 4-31; McGee 3-57; Sanders 3-34; Monk 3-11; Middleton 2-7; Brooks 1-43; Howard 1-6
	Colts:	Langhorne 12-203, 1 TD; Johnson 10-83; Hester 6-53; Potts 5-2; Cash 2-10, 1 TD; Cox 1-24; Verdin 1-1, 1 TD

**WEEK NINE: New York Jets 31, Indianapolis Colts 17**  
**November 14, 1993 Hoosier Dome (47,351) 4:00 p.m.**

New York rolled up 458 net offensive yards while limiting Indianapolis to only 215 in defeating the Colts 31-17. QB-Boomer Esiason tossed two TD passes to WR-Chris Burkett and RB-Johnny Johnson rushed 21-141,





one TD to lead the Jet attack. Johnson's 57-yard scoring run with 2:22 remaining climaxed a 98-yard, nine play drive that iced the contest. The Colts trailed only 24-17 and had pinned the Jets to their own two-yard line with 8:19 remaining prior to the scoring drive. WR-Reggie Langhorne (8-112) posted his second consecutive 100-yard reception outing.

<b>Jets</b>	<b>7</b>	<b>10</b>	<b>7</b>	<b>7</b>	<b>31</b>
<b>Colts</b>	<b>3</b>	<b>7</b>	<b>7</b>	<b>0</b>	<b>17</b>

### Scoring Summary

Colts 1	-9:00	Biasucci 41 FG	11-54	6:00	3- 0
NYJ 1	-6:11	Baxter 1 run (Blanchard kick)	5-80	2:49	3- 7
NYJ 2	-7:09	Burkett 15 pass from Esiason (Blanchard kick)	5-47	2:57	3-14
Colts 2	-1:57	Cash 3 pass from George (Biasucci kick)	2- 4	0:08	10-14
NYJ 2	-0:00	Blanchard 22 FG	9-75	1:57	10-17
NYJ 3	-6:23	Burkett 4 pass from Esiason (Blanchard kick)	14-83	8:37	10-24
Colts 3	-2:20	Culver 1 run (Biasucci kick)	8-75	4:03	17-24
NYJ 4	-2:22	Johnson 57 run (Blanchard kick)	9-98	5:57	17-31

TEAM STATISTICS	Jets	Colts
First Downs	27	15
Rushes/Yards	38-202	19-92
Net Passing Yards	256	123
Total Net Yards	458	215
Passing (A-C-I)	31-21-1	27-14-0
Sacks-Yards	0-0	3-21
Punts-Avg.	4-35.0	6-46.3
Fumbles/Lost	1/0	2/1
Penalties	5-22	6-47
Time of Possession	36:51	23:09

### INDIVIDUAL LEADERS:

Rushing—	Jets:	Johnson 21-141, 1 TD; Baxter 15-58, 1 TD; Esiason 2-3
	Colts:	Verdin 1-29; Potts 6-23; Johnson 6-16; Culver 5-16, 1 TD; George 1-8
Passing—	Jets:	Esiason 31-21-256-2-1 Sacked: 0-0
	Colts:	George 27-14-144-1-0 Sacked: 3-21
Receiving—	Jets:	Moore 6-89; Burkett 5-48, 2 TD; Johnson 4-35; Mitchell 3-58; Carpenter 1-13; Thornton 1-8; Baxter 1-5
	Colts:	Langhorne 8-112; Cash 3-12, 1 TD; Hester 1-11; Johnson 1-7; Potts 1-2

**WEEK TEN: Buffalo Bills 23, Indianapolis Colts 9**  
**November 21, 1993**      **Rich Stadium (79,101)**      **1:00 p.m.**

Indianapolis established a first down at or inside the Buffalo 16 yard-line five times but managed only nine points in losing to the Bills, 23-9. RB-Thurman Thomas (27-116) led the Buffalo attack while QB-Jim Kelly tossed two TD passes. Indianapolis led 6-0 with 7:54 remaining in the second quarter, but Buffalo tallied 16 points in the next 5:59 to post a 16-6 lead and never looked back. RB-Anthony Johnson (18-67 rushing/3-43 receiving) led the Colts with 110 yards from scrimmage.

<b>Colts</b>	<b>3</b>	<b>3</b>	<b>3</b>	<b>0</b>	<b>9</b>
<b>Bills</b>	<b>0</b>	<b>16</b>	<b>7</b>	<b>0</b>	<b>23</b>



## 1993 REVIEW

### Scoring Summary

Colts 1	— 9:48	Biasucci 26 FG	12-56	5:12	3- 0
Colts 2	—11:59	Biasucci 22 FG	12-59	5:19	6- 0
B	2	— 7:50 Safety-George sacked in end zone by Jones			6- 2
B	2	— 2:35 Davis 1 run (Christie kick)	10-55	5:15	6- 9
B	2	— 1:55 Brooks 23 pass from Kelly (Christie kick)	2-26	0:40	6-16
Colts 3	— 8:14	Biasucci 37 FG	11-54	4:50	9-16
B	3	— 4:02 McKeller 13 pass from Kelly (Christie kick)	9-80	4:12	9-23

### TEAM STATISTICS

	Bills	Colts
First Downs	21	21
Rushes/Yards	38-135	29-113
Net Passing Yards	268	252
Total Net Yards	403	365
Passing (A-C-I)	27-19-1	41-21-1
Sacks-Yards	1-6	2-10
Punts-Avg.	4-37.8	3-43.3
Fumbles/Lost	1/1	2/1
Penalties	7-45	7-55
Time of Possession	30:01	29:59

### INDIVIDUAL LEADERS:

Rushing—	Bills:	Thomas 27-116; Davis 6-17, 1 TD; Turner 1-5; Kelly 2-1; Fina 1-(-2); Reed 1-(-2)
	Colts:	Johnson 18-67; Culver 6-28; George 3-5; Potts 1-7; Toner 1-6
Passing—	Bills:	Kelly 27-19-274-2-1 Sacked: 1-6
	Colts:	George 41-21-262-0-1 Sacked: 2-10
Receiving—	Bills:	Reed 4-64; Metzelaars 4-37; Brooks 3-67, 1 TD; Thomas 3-48; Beebe 3-42; McKeller 1-13, 1 TD; Davis 1-3
	Colts:	Hester 7-97; Langhorne 7-62; Cash 3-45; Johnson 3-43; Dawkins 1-15

### WEEK ELEVEN: San Diego Chargers 31, Indianapolis Colts 0 November 29, 1993 Hoosier Dome (54,110) 9:00 p.m.

San Diego rolled up 474 net yards and did not allow Indianapolis to penetrate the Charger 20-yard line in defeating the Colts 31-0 in a nationally televised contest (ABC). QB-Stan Humphries led the Chargers 97 and 90 yards on their first two scoring drives as San Diego dominated the contest in virtually every facet. San Diego made its first Monday Night Football appearance since 1986, while the Colts last encounter was in 1990.

<b>Chargers</b>	<b>0</b>	<b>14</b>	<b>3</b>	<b>14</b>	<b>31</b>
<b>Colts</b>	<b>0</b>	<b>0</b>	<b>0</b>	<b>0</b>	<b>0</b>

### Scoring Summary

SD	2	—14:12	Jefferson 39 pass from Humphries (Carney kick)	9-97	5:00	0- 7
SD	2	— 0:34	Lewis 8 pass from Humphries (Carney kick)	10-90	2:07	0-14
SD	3	— 3:33	Carney 36 FG	8-44	4:23	0-17
SD	4	—14:58	Butts 1 run (Carney kick)	3- 8	1:12	0-24
SD	4	— 9:31	Bieniemy 4 run (Carney kick)	7-53	3:50	0-31



# 1993 REVIEW



TEAM STATISTICS	Chargers	Colts
First Downs	31	16
Rushes/Yards	44-247	20-55
Net Passing Yards	227	207
Total Net Yards	474	262
Passing (A-C-I)	26-17-0	34-19-1
Sacks-Yards	0-0	1-11
Punts-Avg.	2-46.0	4-45.3
Fumbles/Lost	1/0	2/2
Penalties	5-45	6-53
Time of Possession	35:02	24:58

## INDIVIDUAL LEADERS:

**Rushing—** Chargers: Butts 13-80, 1 TD; Means 10-74; Bieniemy 13-64, 1 TD; Harmon 5-23; Lewis 1-7; Humphries 1-0; Friesz 1-(-1)  
 Colts: Potts 9-34; Culver 8-18; George 1-4; Johnson 2-(-1)

**Passing—** Chargers: Humphries 25-16-216-2-0 Sacked: 0-0  
 Friesz 1-1-11-0-0 Sacked: 0-0  
 Colts: George 28-17-209-0-0 Sacked: 1-11  
 Majkowski 5-2-9-0-0 Sacked: 0-0  
 Johnson 1-0-0-0-1 Sacked: 0-0

**Receiving—**Chargers: Miller 4-65; Jefferson 3-64, 1 TD; Barnes 2-39; Walker 2-20; Butts 2-13; Harmon 2-11; Lewis 1-8, 1 TD; Young 1-7  
 Colts: Hester 8-95; Langhorne 3-40; Cash 3-22; Dawkins 2-32; Culver 2-15; Potts 1-14

## WEEK TWELVE: Indianapolis Colts 9, New York Jets 6 December 5, 1993 Giants Stadium (45,799)

1:00 p.m.

K-Dean Biasucci's 38-yard field goal with 0:01 remaining lifted Indianapolis to a 9-6 win over the Jets in a contest played in 45 degrees with 18 mile per hour winds and rain. Biasucci's winning kick was set up by a DB-Eugene Daniel interception. Daniel's eleven yard return along with a New York personal foul placed the Colts at the Jets 21 with 1:01 remaining. Biasucci, who earlier converted field goals from 42 and 24 yards, surpassed Lenny Moore (678) in club career scoring with his second field goal.

Colts	0	3	0	6	9
Jets	0	3	3	0	6

## Scoring Summary

NYJ 2	-10:51	Blanchard 28 FG	13-61	7:00	0-3
Colts 2	- 6:17	Biasucci 42 FG	11-50	4:34	3-3
NYJ 3	- 5:38	Blanchard 19 FG	8-95	4:04	3-6
Colts 4	-14:54	Biasucci 24 FG	4- 0	0:49	6-6
Colts 4	- 0:01	Biasucci 38 FG	3- 1	1:00	9-6

TEAM STATISTICS	Jets	Colts
First Downs	15	7
Rushes/Yards	39-122	28-67
Net Passing Yards	145	102
Total Net Yards	267	169
Passing (A-C-I)	30-12-2	24-11-0
Sacks-Yards	0-0	0-0
Punts-Avg.	6-35.0	4-43.4
Fumbles/Lost	3/1	1/1
Penalties	6-35	4-39
Time of Possession	35:05	24:55



## 1993 REVIEW

### INDIVIDUAL LEADERS:

Rushing— Jets: Baxter 20-70; Thomas 10-31; Murrell 6-26; Esiason 2-1; Moore 1-(-6)  
 Colts: Potts 15-42; Culver 13-25  
 Passing— Jets: Esiason 29-12-145-0-2 Sacked: 0-0  
 Aguiar 1-0-0-0-0 Sacked: 0-0  
 Colts: George 24-11-102-0-0 Sacked: 0-0  
 Receiving— Jets: Burkett 3-96; Thomas 3-16; Moore 2-20; Murrell 2-0; Mitchell 1-10; Sadowski 1-3  
 Colts: Hester 3-36; Langhorne 3-34; Culver 3-23; Arbuckle 2-9

**WEEK THIRTEEN: New York Giants 20, Indianapolis Colts 6**  
**December 12, 1993**      **Giants Stadium (70,411)**      **1:00 p.m.**

RB-Rodney Hampton rushed 33 times for 173 yards and one touchdown as New York defeated the Colts 20-6. Hampton's 33 rushes represented the most single-game attempts ever by a Colts opponent. Indianapolis failed to score a touchdown for the fourth straight game.

Colts	0	6	0	0	6
Giants	7	6	0	7	20

### Scoring Summary

NYG 1 — 7:46 Hampton 1 run (Treadwell kick) 9-70 4:58 0- 7  
 NYG 2 —14:15 Calloway 17 pass from Simms  
 (kick aborted) 9-63 4:50 0-13  
 Colts 2 —10:51 Biasucci 21 FG 5-67 3:24 3-13  
 Colts 2 — 1:15 Biasucci 26 FG 13-70 6:22 6-13  
 NYG 4 —14:57 Bunch 2 run (Treadwell kick) 9-50 5:34 6-20

TEAM STATISTICS	Giants	Colts
First Downs	19	14
Rushes/Yards	43-205	15-55
Net Passing Yards	85	250
Total Net Yards	290	305
Passing (A-C-I)	15-9-0	38-22-0
Sacks-Yards	0-0	2-4
Punts-Avg.	5-40.8	5-39.0
Fumbles/Lost	0/0	2/0
Penalties	8-49	10-64
Time of Possession	31:44	28:16

### INDIVIDUAL LEADERS:

Rushing— Giants: Hampton 33-173, 1 TD; Tillman 4-19; Bunch 3-13, 1 TD; Simms 3-0  
 Colts: Potts 10-33; Culver 4-17; George 1-5  
 Passing— Giants: Simms 15-9-85-1-0 Sacked: 0-0  
 Colts: George 38-22-254-0-0 Sacked: 2-4  
 Receiving— Giants: Calloway 2-30, 1 TD; Jackson 2-26; Bunch 2-13; McCaffrey 2-13; Rasheed 1-3  
 Colts: Arbuckle 8-34; Langhorne 5-49; Dawkins 3-56; Potts 3-38; Hester 2-75; Culver 1-2

**WEEK FOURTEEN: Philadelphia Eagles 20, Indianapolis Colts 10**  
**December 19, 1993**      **Hoosier Dome (44,952)**      **8:00 p.m.**

Philadelphia controlled the ball for 37:55 and totaled 81 plays to Indianapolis' 55 in defeating the Colts 20-10. The Eagles defense limited the Colts to 12-31 rushing and zero rushing first downs. QB-Jeff George hit WR-Reggie Langhorne with a 24-yard scoring toss in the fourth quarter to snap a 20-quarter touchdownless streak, the second longest streak in club history (21, 1991).





Eagles	10	0	7	3	20
Colts	3	0	0	7	10

**Scoring Summary**

P	1	— 8:08	Ruzek 21 FG	6-20	2:05	0- 3
P	1	— 2:35	Sherman 1 run (Ruzek kick)	6-60	3:33	0-10
Colts	1	— 0:02	Biasucci 39 FG	7-33	2:33	3-10
P	3	— 8:30	Williams 14 pass from Brister (Ruzek kick)	1-14	0:04	3-17
P	4	—10:32	Ruzek 25 FG	5-69	7:01	3-20
Colts	4	— 4:18	Langhorne 24 pass from George (Biasucci kick)	4-49	0:21	10-20

TEAM STATISTICS	Eagles	Colts
First Downs	23	16
Rushes/Yards	39-151	12-31
Net Passing Yards	189	230
Total Net Yards	340	261
Passing (A-C-I)	39-21-1	39-21-0
Sacks-Yards	3-28	4-22
Punts-Avg.	6-41.2	6-49.0
Fumbles/Lost	0/0	3/3
Penalties	6-45	5-34
Time of Possession	37:55	22:05

**INDIVIDUAL LEADERS:**

Rushing— Eagles: Walker 18-79; Sherman 11-45, 1 TD; Joseph 8-24; Brister 2-3  
 Colts: Potts 11-31; George 1-0

Passing— Eagles: Brister 39-21-217-1-1 Sacked: 3-28  
 Colts: George 39-21-252-1-0 Sacked: 4-22

Receiving—Eagles: Williams 6-105, 1 TD; Walker 6-29; Joseph 4-40; Bavaro 2-16; Johnson 1-12; Bailey 1-8; Sherman 1-7  
 Colts: Langhorne 7-90, 1 TD; Hester 4-66; Cash 3-31; Dawkins 2-16; Arbuckle 2-12; Potts 1-15; Cox 1-12; Culver 1-10

**WEEK FIFTEEN: New England Patriots 38, Indianapolis Colts 0  
 December 26, 1993 Foxboro Stadium (26,571) 1:00 p.m.**

New England controlled the ball for 38:28, outgained Indianapolis 400-136 and held a 24-7 first down advantage in defeating the Colts 38-0 in a contest played in horrid conditions (19 degrees, 33 mph winds, -21 wind chill). The Colts failed to penetrate the New England 39 yard line during the contest. RB-Leonard Russell led a 257-yard Patriot rushing attack with 26 carries for 138 yards and two touchdowns.

Colts	0	0	0	0	0
Patriots	7	10	14	7	38

**Scoring Summary**

NE	1	—9:41	Russell 2 run (Bahr kick)	9-69	5:19	0- 7
NE	2	—7:16	Bahr 19 FG	10-47	6:05	0-10
NE	2	—0:05	Cook 1 pass from Bledsoe (Bahr kick)	4-55	0:31	0-17
NE	3	—5:00	Timpson 30 pass from Bledsoe (Bahr kick)	11-86	6:23	0-24



## 1993 REVIEW

NE	3	-2:45	Russell 3 run (Bahr kick)	4-12	1:53	0-31
NE	4	-5:12	Croom 5 run (Bahr kick)	16-70	10:10	0-38

TEAM STATISTICS	Patriots	Colts
First Downs	24	7
Rushes/Yards	58-257	18-37
Net Passing Yards	143	99
Total Net Yards	400	136
Passing (A-C-I)	11-9-0	25-13-0
Sacks-Yards	0-0	2-11
Punts-Avg.	2-35.5	6-29.8
Fumbles/Lost	1/0	3/1
Penalties	3-24	6-45
Time of Possession	38:28	21:32

### INDIVIDUAL LEADERS:

Rushing— Patriots:	Russell 26-138, 2 TD; Croom 21-93, 1 TD; Turner 5-16; Gash 4-6; Bledsoe 1-2; Saxon 1-2
Colts:	Culver 8-15; Potts 7-14; Johnson 3-8
Passing— Patriots:	Bledsoe 11-9-143-2-0 Sacked: 0-0
Colts:	George 25-13-110-0-0 Sacked: 2-11
Receiving— Patriots:	Turner 3-32; Timpson 2-59, 1 TD; Coates 2-44; Gash 1-7; Cook 1-1, 1 TD
Colts:	Langhorne 4-45; Hester 4-44; Potts 2-7; Cash 1-7; Toner 1-5; Johnson 1-2

### WEEK SIXTEEN: Buffalo Bills 30, Indianapolis Colts 10

January 2, 1994

Hoosier Dome (43,028)

1:00 p.m.

RB-Thurman Thomas rushed for 110 yards and one touchdown to lead Buffalo to a 30-10 win over the Colts. Indianapolis outgained Buffalo 402-297 but scored just one touchdown in four penetrations inside the Bills 20. WR-Reggie Langhorne had nine receptions and finished the season with a club seasonal record 85 receptions (82, Joe Washington, 1979). RB-Roosevelt Potts concluded his rookie season with his second 100-yard rushing outing (14-100).

Bills	3	7	6	14	30
Colts	0	3	0	7	10

### Scoring Summary

B	1	- 0:19	Christie 39 FG	7-23	1:50	0- 3
Colts	2	- 9:07	Biasucci 22 FG	7-52	2:47	3- 3
B	2	- 0:45	Thomas 3 run (Christie kick)	10-67	4:00	3-10
B	3	- 7:54	Christie 49 FG	7-27	2:02	3-13
B	3	- 4:28	Christie 40 FG	4- 9	1:46	3-16
B	4	-13:22	Metzelaars 1 pass from Kelly (Christie kick)	10-45	4:07	3-23
B	4	-11:42	Brooks 30 pass from Reich (Christie kick)	3-31	1:23	3-30
Colts	4	- 6:55	Hester 6 pass from George (Biasucci kick)	14-87	4:47	10-30

TEAM STATISTICS	Bills	Colts
First Downs	19	25
Rushes/Yards	40-149	24-116
Net Passing Yards	148	286
Total Net Yards	297	402
Passing (A-C-I)	28-16-0	48-30-0
Sacks-Yards	1-7	4-44





Punts-Avg.	4-40.3	4-46.5
Fumbles/Lost	1/1	4/4
Penalties	4-30	3-12
Time of Possession	27:41	32:19

## INDIVIDUAL LEADERS:

Rushing— Bills:	Thomas 26-110, 1 TD; Davis 5-18; Turner 3-16; Gardner 3-9; Kelly 1-(-1); Reed 1-(-2); Reich 1-(-1)
Colts:	Potts 14-100; George 1-14; Culver 3-3; Johnson 6-(-1)
Passing— Bills:	Kelly 27-15-125-1-0 Sacked: 1-7 Reich 1-1-30-1-0 Sacked: 0-0
Colts:	George 48-30-330-1-0 Sacked: 4-44
Receiving— Bills:	Metzelaars 5-21, 1 TD; Reed 4-51; Beebe 3-34; Brooks 2-50, 1 TD; Thomas 1-1; Davis 1-(-2)
Colts:	Langhorne 9-61; Johnson 6-52; Hester 5-81, 1 TD; Dawkins 2-29; Arbuckle 2-28; Potts 2-20; Culver 1-26; Verdin 1-19; Cash 1-7; Cox 1-7

## 1993 SEASON LONG GAINERS

### LONGEST SCORING RUN FROM SCRIMMAGE

Colts: 9 yards Anthony Johnson vs. Miami 9/5  
Opp: 57 yards Johnny Johnson vs. N.Y. Jets 11/14

### LONGEST NON-SCORING RUN FROM SCRIMMAGE

Colts: 34 yards Roosevelt Potts vs. Dallas 10/10  
Opp: 31 yards Mark Higgs at Miami 10/24

### LONGEST SCORING PASS COMPLETION

Colts: 72 yards Jeff George to Reggie Langhorne at Washington 11/7  
Opp: 44 yards Scott Mitchell to Terry Kirby at Miami 10/24

### LONGEST NON-SCORING PASS COMPLETION

Colts: 68 yards Jack Trudeau to Sean Dawkins vs. Dallas 10/10  
Opp: 77 yards Boomer Esiason to Chris Burkett at N.Y. Jets 12/5

### LONGEST INTERCEPTION RETURN

Colts: 29 yards Jeff Herrod (Boomer Esiason) vs. N.Y. Jets 11/14  
Opp: 56 yards Louis Oliver (Jeff George) at Miami 10/24 (TD)

### LONGEST PUNT RETURN

Colts: 24 yards Clarence Verdin vs. Miami 9/5  
Opp: 71 yards O.J. McDuffie at Miami 10/24 (TD)

### LONGEST KICKOFF RETURN

Colts: 38 yards Clarence Verdin vs. Miami 9/5  
Opp: 37 yards O.J. McDuffie at Miami 10/24

### LONGEST PUNT

Colts: 65 yards Rohn Stark at Washington 11/7  
Opp: 59 yards Brian Hansen vs. Cleveland 9/26  
John Jett vs. Dallas 10/10

### LONGEST FIELD GOAL

Colts: 53 yards Dean Biasucci at Cincinnati 9/12  
Opp: 49 yards Steve Christie vs. Buffalo 1/2/94

### LARGEST ATTENDANCE

Home: 60,453 vs. Dallas 10/10  
Road: 79,101 at Buffalo 11/21



# 1993 COLTS STATISTICS

Date	Results	Opponent	Attendance	Rushing	No.	Yds.	Avg.	LG	TD
9/ 5	L 20-24	MIAMI	51,858	Potts	179	711	4.0	34	0
9/12	W 9- 6	@ Cincinnati	50,299	Johnson	95	331	3.5	14	1
9/26	W 23-10	CLEVELAND	59,654	Culver	65	150	2.3	9	3
10/ 3	L 13-35	@ Denver	74,958	George	13	39	3.0	14	0
10/10	L 3-27	DALLAS	60,453	Verdin	3	33	11.0	29	0
10/24	L 27-41	@ Miami	57,301	Stark	1	11	11.0	11	0
10/31	W 9- 6	NEW ENGLAND	46,522	Toner	2	6	3.0	6	0
11/ 7	L 24-30	@ Washington	50,523	Majkowski	2	4	2.0	4	0
11/14	L 17-31	N.Y. JETS	47,351	Trudeau	5	3	0.6	2	0
11/21	L 9-23	@ Buffalo	79,101	<b>COLTS</b>	<b>365</b>	<b>1288</b>	<b>3.5</b>	<b>34</b>	<b>4</b>
11/29	L 0-31	SAN DIEGO	54,110	<b>OPPONENTS</b>	<b>575</b>	<b>2521</b>	<b>4.4</b>	<b>57t</b>	<b>20</b>
12/ 5	W 9- 6	@ N.Y. Jets	45,799	<b>Receiving</b>	<b>No.</b>	<b>Yds.</b>	<b>Avg.</b>	<b>LG</b>	<b>TD</b>
12/12	L 6-20	@ N.Y. Giants	70,411	Langhorne	85	1038	12.2	72t	3
12/19	L 10-20	PHILADELPHIA	44,952	Hester	64	835	13.0	58	1
12/26	L 0-38	@ New England	26,571	Johnson	55	443	8.1	36	0
1/ 2	L 10-30	BUFFALO	43,028	Cash	43	402	9.3	37	3

Team Statistics	Colts	Opp
TOTAL FIRST DOWNS	269	334
Rushing	71	151
Passing	180	166
Penalty	18	17
3rd Dwn. M/A/Pct.	61/209/29.2	85/206/41.3
4th Dwn. M/A/Pct.	9/22/40.9	8/12/66.7
TOTAL NET YARDS	4705	5638
Avg. Per Game	294.1	352.4
Total Plays	988	1050
Avg. Per Play	4.8	5.4
NET YARDS RUSHING	1288	2521
Avg. Per Game	80.5	157.6
Total Rushes	365	575
NET YARDS PASSING	3417	3117
Avg. Per Game	213.6	194.8
Tackled/Yards Lost	29/206	21/121
Gross Yards	3623	3238
Att./Completions	594/332	454/270
Completion Pct.	55.9	59.5
Had Intercepted	15	10
PUNTS/AVERAGE	83/43.3	71/40.2
NET PUNTING AVG.	35.9	36.1
PENALTIES/YARDS	94/685	87/610
FUMBLES/BALL LOST	34/20	25/11
TOUCHDOWNS	16	45
Rushing	4	20
Passing	10	22
Defense/Kicking	1/1	2/1
TIME OF POSSESSION	27:55	32:05

Score By Periods	1	2	3	4	OT	Total
COLTS	19	60	29	81		189
OPPONENTS	96	96	98	88		378

Scoring	TDR	TDP	TDRt	PAT	FG	S	TP
Biasucci				15-16	26-31		93
Culver	3	1	1				30
Cash		3					18
Langhorne		3					18
Dawkins		1					6
Herrod			1				6
Hester			1				6
Johnson	1						6
Verdin		1					6
<b>COLTS</b>	<b>4</b>	<b>10</b>	<b>2</b>	<b>15-16</b>	<b>26-31</b>		<b>189</b>
<b>OPPONENTS</b>	<b>20</b>	<b>22</b>	<b>3</b>	<b>43-45</b>	<b>21-30</b>	<b>1</b>	<b>378</b>

FGS	1-19	20-29	30-39	40-49	50+	Tot.
Biasucci	1-1	14-14	7-8	3-6	1-2	26-31
COLTS	1-1	14-14	7-8	3-6	1-2	26-31
OPP.	2-2	9-9	7-9	3-6	0-4	21-30

Biasucci: (48,26,33) (53,31,39,42) (27,19,26) (28,28) (27) (42) (27,38,37) (22) (41) (26,22,37) (53) (42,24,38) (21,26) (39) (1) (22,49)  
 OPP.: (20) (35,23,35) (32,52) (53) (30,32) (23,39,37) (40,45,26) (24) (22) (55) (36) (52,28,19,48) (1) (21,25) (19) (39,49,40,40)

Receiving	No.	Yds.	Avg.	LG	TD
Dawkins	26	430	16.5	68	1
Potts	26	189	7.3	24	0
Arbuckle	15	90	6.0	23	0
Culver	11	112	10.2	26	1
Cox	4	59	14.8	24	0
Verdin	2	20	10.0	19	1
Toner	1	5	5.0	5	0
<b>COLTS</b>	<b>332</b>	<b>3623</b>	<b>10.9</b>	<b>72t</b>	<b>10</b>
<b>OPPONENTS</b>	<b>270</b>	<b>3238</b>	<b>12.0</b>	<b>77</b>	<b>22</b>

Interceptions	No.	Yds.	Avg.	LG	TD
Buchanan	4	45	11.3	28	0
Baylor	3	11	3.7	7	0
Herrod	1	29	29.0	29	0
Daniel	1	17	17.0	17	0
Belser	1	14	14.0	11	0
<b>COLTS</b>	<b>10</b>	<b>116</b>	<b>11.6</b>	<b>29</b>	<b>0</b>
<b>OPPONENTS</b>	<b>15</b>	<b>247</b>	<b>16.5</b>	<b>56t</b>	<b>1</b>

Punting	No.	Yds.	Avg.	TB	In20	LG	Blk.
Stark	83	3595	43.3	13	18	65	0
<b>COLTS</b>	<b>83</b>	<b>3595</b>	<b>43.3</b>	<b>13</b>	<b>18</b>	<b>65</b>	<b>0</b>
<b>OPPONENTS</b>	<b>71</b>	<b>2855</b>	<b>40.2</b>	<b>6</b>	<b>30</b>	<b>59</b>	<b>0</b>

Punt Returns	No.	FC	Yds.	Avg.	LG	TD
Verdin	30	17	173	5.8	24	0
<b>COLTS</b>	<b>30</b>	<b>17</b>	<b>173</b>	<b>5.8</b>	<b>24</b>	<b>0</b>
<b>OPPONENTS</b>	<b>41</b>	<b>12</b>	<b>352</b>	<b>8.6</b>	<b>71t</b>	<b>1</b>

Kickoff Returns	No.	Yds.	Avg.	LG	TD
Verdin	50	1050	21.0	38	0
Culver	3	51	17.0	20	0
Butcher	2	2	1.0	2	0
Cash	1	11	11.0	11	0
Radecic	1	10	10.0	10	0
<b>COLTS</b>	<b>57</b>	<b>1124</b>	<b>19.7</b>	<b>38</b>	<b>0</b>
<b>OPPONENTS</b>	<b>37</b>	<b>551</b>	<b>14.9</b>	<b>37</b>	<b>0</b>

**SACKS:** Colts 21.0; Opponents 29.0; Hand 5.5-31; Bickett 3.5-22; Herrod 2-19; Peguese 2-12; Siragusa 1.5-5.5; McClendon 1.5-4.5; Emtman 1-8; Stargell 1-8; Sims 1-7; Clancy 1-3; Coryatt 1-0

## USUAL STARTERS

OFFENSE	DEFENSE
WR Reggie Langhorne	LDE Skip McClendon
LT Will Wolford	LDT Sam Clancy
LG Randy Dixon	RDT Tony Siragusa
C Kirk Lowdermilk	RDE Jon Hand
RG William Schultz	SLB Duane Bickett
RT Zefross Moss	MLB Quentin Coryatt
TE Kerry Cash	WLB Jeff Herrod
WR Jessie Hester	LCB Chris Goode
QB Jeff George	RCB Eugene Daniel
RB Anthony Johnson	SS John Baylor
RB Roosevelt Potts	FS Jason Belser

Passing	Att.	Comp.	Yds.	Pct.	Avg./Att.	TD	TD%	Int.	Int. %	LG	Sacked	Rating
George	407	234	2526	57.5	6.21	8	2.0	6	1.5	72t	26/190	76.3
Trudeau	162	85	992	52.5	6.12	2	1.2	7	4.3	68	2/ 11	57.4
Majkowski	24	13	105	54.2	4.38	0	0.0	1	4.2	17	1/ 5	48.1
Johnson	1	0	0	0.0	0.00	0	0.0	1	100.0	0	0/ 0	0.0
<b>COLTS</b>	<b>594</b>	<b>332</b>	<b>3623</b>	<b>55.9</b>	<b>6.10</b>	<b>10</b>	<b>1.7</b>	<b>15</b>	<b>2.5</b>	<b>72t</b>	<b>29/206</b>	<b>69.2</b>
<b>OPPONENTS</b>	<b>454</b>	<b>270</b>	<b>3238</b>	<b>59.5</b>	<b>7.13</b>	<b>22</b>	<b>4.8</b>	<b>10</b>	<b>2.2</b>	<b>77</b>	<b>21/121</b>	<b>88.3</b>





1993 DEFENSIVE

TACKLES

PLAYER	DEFENSIVE			SPECIAL TEAMS			QUARTERBACKS
	Total	Solo	Asst	Total	Solo	Asst	Sack-Yds
Coryatt	150	96	54				1.0- 0
Herrod	142	94	48				2.0-19
Belser	127	94	33	12	8	4	
Bickett	97	61	36	1	1	0	3.5-22
Hand	78	65	13				5.5-32
Siragusa	76	51	25				1.5- 5.5
Buchanan	65	44	21	7	3	4	
Daniel	63	47	16				
Clancy	53	33	20				1.0- 3
Baylor	47	37	10				
Goode	45	32	11	1	0	1	
Ambrose	44	36	8	1	0	1	
Peguese	35	23	12				2.0-12
McClendon	31	18	13				1.5- 4.5
Sims	30	20	10				1.0- 7
Radecic	29	19	10	8	3	5	
Brandon	25	16	9	1	0	1	
Stargell	23	20	3	6	5	1	1.0- 8
Ertman	22	16	6				1.0- 8
McDonald	2	1	1	12	6	6	
Butcher	1	1	0	18	7	11	
Grant	1	1	0	22	9	13	
McCoy	1	1	0				
Toner				11	2	9	
Culver				8	4	4	
Ball				7	3	4	
Arbuckle				6	1	5	
Cash				3	1	2	
Stark				1	1	0	
Call				1	0	1	
Gray, D.				1	0	1	
Williams				1	0	1	

**INTERCEPTIONS:** Buchanan 4-45; Baylor 3-11; Herrod 1-29; Daniel 1-17; Belser 1-14

**QUARTERBACK PRESSURES:** Coryatt 8; Hand 8; Bickett 7; McClendon 7; Clancy 5; Herrod 4; Baylor 3; Peguese 3; Siragusa 2; Stargell 2; Ambrose 1; Brandon 1; McDonald 1

**PASSES DEFENSED:** Daniel 14; Goode 12; Coryatt 11; Buchanan 9; Baylor 8; Stargell 6; Ambrose 5; Belser 4; Herrod 2

**FORCED FUMBLES:** McClendon 3; Stargell 2; Coryatt 1; Hand 1; Siragusa 1; Baylor 1; Peguese 1; Brandon 1

**FUMBLES RECOVERED:** Belser 3; McClendon 2; Herrod 1; Bickett 1; Clancy 1



# STATISTICS

## 1993 GAME-BY-GAME—TEAM

### OFFENSE

Opponent	FIRST DOWNS			NET OFF		RUSHING		PASSING		Comp.	TD	Int.	PEN No.-Yds.	PUNTS No./Avg.				
	T	R	P	Pen	T	PL	T	Att	Net						Sacks	Gross	Att.	
MIAMI DOLPHINS	16	4	12	0	274	64	42	21	232	0/	0	232	43	23	1	3-	20	7-46.7
@ Cincinnati Bengals	17	4	13	0	332	66	120	29	212	1/	6	218	36	17	0	3-	15	4-43.0
CLEVELAND BROWNS	21	4	13	4	357	70	97	32	260	0/	0	260	38	22	0	11-	79	7-38.9
@ Denver Broncos	16	8	7	1	271	56	111	22	160	1/	5	165	33	15	1	7-	40	4-51.5
DALLAS COWBOYS	19	7	10	2	361	65	126	25	235	1/	5	240	39	22	0	4-	30	3-51.3
@ Miami Dolphins	24	8	14	2	322	73	88	25	234	4/	26	260	44	27	2	7-	56	4-44.3
NEW ENGLAND PATRIOTS	14	5	8	1	268	57	89	29	179	2/	21	200	26	18	0	5-	39	5-40.8
@ Washington Redskins	21	3	17	1	405	78	49	17	356	2/	20	376	59	37	3	7-	57	7-41.9
NEW YORK JETS	15	4	10	1	215	49	92	19	123	3/	21	144	27	14	1	6-	47	6-46.3
@ Buffalo Bills	21	6	14	1	365	72	113	29	252	2/	10	262	41	21	0	7-	55	3-43.3
SAN DIEGO CHARGERS	16	3	12	1	262	55	55	20	207	1/	11	218	34	19	0	6-	53	4-45.3
@ New York Jets	7	3	4	0	169	52	67	28	102	0/	0	102	24	11	0	4-	39	8-43.4
@ New York Giants	14	3	10	1	305	55	55	15	250	2/	4	254	38	22	0	10-	64	5-39.0
PHILADELPHIA EAGLES	16	0	14	2	261	55	31	12	230	4/	22	252	39	21	1	5-	34	6-49.0
@ New England Patriots	7	1	5	1	136	45	37	18	99	2/	11	110	25	13	0	6-	45	6-29.8
BUFFALO BILLS	25	8	17	0	402	76	116	24	286	4/	44	330	48	30	1	3-	12	4-46.5

TOTAL	269	71	180	18	4705	988	1288	365	3417	29/206	3623	594	332	10	15	94-	685	83-43.3
-------	-----	----	-----	----	------	-----	------	-----	------	--------	------	-----	-----	----	----	-----	-----	---------





1993 GAME-BY-GAME—TEAM

DEFENSE

Opponent	FIRST DOWNS			NET OFF		RUSHING		PASSING		Comp.	TD	Int.	PEN No.-Yds.	PUNTS No./Avg.			
	T	R	P	Pen	T	PL	T	Att	Net						Sacks	Gross	Att.
MIAMI DOLPHINS	19	8	11	0	355	68	119	28	236	0/ 0	236	40	22	3	5- 35	8-39.5	
@ Cincinnati Bengals	16	7	8	1	269	65	128	26	141	2/ 5	146	37	16	0	1- 15	7-40.0	
CLEVELAND BROWNS	13	3	8	2	253	53	100	24	153	5/ 27	180	24	13	1	13- 79	6-49.7	
@ Denver Broncos	26	10	16	0	454	69	196	37	258	1/ 2	260	31	21	3	8- 60	1-40.0	
DALLAS COWBOYS	24	9	14	1	374	67	143	35	231	2/ 14	245	30	21	1	4- 24	4-46.5	
@ Miami Dolphins	18	8	9	1	366	54	171	33	195	1/ 6	201	20	13	2	5- 37	1-32.0	
NEW ENGLAND PATRIOTS	23	9	12	2	363	63	87	25	276	1/ 3	279	37	23	0	4- 25	3-46.7	
@ Washington Redskins	16	8	8	0	275	60	109	28	166	4/ 23	189	28	17	0	5- 40	8-35.9	
NEW YORK JETS	27	10	15	2	458	69	202	38	256	0/ 0	256	31	21	2	4- 22	4-35.0	
@ Buffalo Bills	21	8	12	1	403	66	135	38	268	1/ 6	274	27	19	2	7- 45	4-37.8	
SAN DIEGO CHARGERS	31	17	12	2	474	70	247	44	227	0/ 0	227	26	17	2	4- 45	2-46.0	
@ New York Jets	15	8	4	3	267	69	122	39	145	0/ 0	145	30	12	0	6- 35	6-35.0	
@ New York Giants	19	11	7	1	290	58	205	43	85	0/ 0	85	15	9	1	8- 49	5-40.8	
PHILADELPHIA EAGLES	23	12	11	0	340	81	151	39	189	3/ 28	217	39	21	1	6- 45	6-41.2	
@ New England Patriots	24	16	8	0	400	69	257	58	143	0/ 0	143	11	9	2	3- 24	2-35.5	
BUFFALO BILLS	19	7	11	1	297	69	149	40	148	1/ 7	155	28	16	2	4- 30	4-40.3	
<b>TOTAL</b>	<b>334</b>	<b>151</b>	<b>166</b>	<b>17</b>	<b>5638</b>	<b>1050</b>	<b>2521</b>	<b>575</b>	<b>3117</b>	<b>21/121</b>	<b>3238</b>	<b>454</b>	<b>270</b>	<b>22</b>	<b>10</b>	<b>87-610</b>	<b>71-40.2</b>



# STATISTICS

## 1993 GAME-BY-GAME INDIVIDUAL RUSHING

Att-Yds-LG-TD

Opponent	Culver	Johnson	Potts	George	Trudeau	Verdin	Toner
9/ 5 MIA . . . . .	1- 1- 1-0	18- 39- 9-0			2- 2- 2-0		
9/12 @ CIN . . . . .	3- 18- 8-0	16- 64-10-0	9- 36- 7-0		1- 2- 2-0		
9/26 CLE . . . . .	2- (1)- 0-0	9- 29-12-1	17- 64-16-0		2- (1)- 0-0	1- 6- 6-0	1- 0- 0-0
10/ 3 @ DEN . . . . .	2- 3- 3-0	11- 67-12-0	9- 41-11-0				
10/10 DAL . . . . .	2- (6)- 0-0	3- 15-11-0	18-113-34-0				
10/24 @ MIA . . . . .	6- 8- 4-2	3- 28-12-0	15- 54-17-0			1- (2)- (2)-0	
10/31 NE . . . . .	2- 5- 5-0		23- 86- 9-0	4- (2)- 3-0			
11/ 7 @ WASH . . . . .			15- 33- 0-0	1- 5- 5-0			
11/14 NYJ . . . . .	5- 16- 9-1	6- 16-13-0	6- 23- 9-0	1- 8- 8-0			
11/21 @ BUF . . . . .	6- 28- 8-0	18- 67-14-0	1- 7- 7-0	3- 5- 3-0		1- 29-29-0	
11/29 SD . . . . .	8- 18- 7-0	2- (1)- 2-0	9- 34-15-0	1- 4- 4-0			1- 6- 6-0
12/ 5 @ NYJ . . . . .	13- 25- 6-0		15- 42- 6-0				
12/12 @ NYG . . . . .	4- 17- 7-0		10- 33- 9-0	1- 5- 5-0			
12/19 PHIL . . . . .			11- 31-12-0	1- 0- 0-0			
12/26 @ NE . . . . .	8- 15- 6-0	3- 8- 3-0	7- 14- 4-0				
1/ 2 BUF . . . . .	3- 3- 2-0	6- (1)- 3-0	14-100-24-0	1- 14-14-0			
<b>TOTAL</b>	<b>65-150- 9- 3</b>	<b>95-331-14- 1</b>	<b>179-711-34- 0</b>	<b>13- 39-14- 0</b>	<b>5- 3- 2-0</b>	<b>3- 33-29- 0</b>	<b>2- 6- 6-0</b>

Majkowski 10/10 DAL . . . 2-4-4-0

Stark 11/7 @ WASH . . . 1-11-11-0



# 1993 GAME-BY-GAME INDIVIDUAL PASSING

Att-Comp-Yds-LG-TD-Int-Sack/Yds-Rating

Opponent	George	Trudeau	Majkowski
9/ 5 MIA	43- 23- 232-25t- 1- 1- 0/ 0- 67.2	36- 17- 218-35 - 0- 2- 1/ 6- 43.5	38- 22- 260-39 - 0- 0- 0/ 0- 78.8
9/12 @ CIN	25- 12- 138-37 - 1- 1- 1/ 5- 61.8	20- 11- 144-68 - 0- 3- 0/ 0- 38.3	19- 11- 96-17 - 0- 1- 1/ 5- 49.5
9/26 CLE	8- 3- 27-19 - 0- 1- 0/ 0- 7.8		
10/ 3 @ DEN	44- 27- 260-36 - 2- 3- 4/ 26- 64.6		
10/10 DAL	26- 18- 200-27 - 0- 0- 2/ 21- 91.8		
10/24 @ MIA	59- 37- 376-72t- 3- 1- 2/ 20- 90.8		
10/31 NE	27- 14- 144-32 - 1- 0- 3/ 21- 79.9		
11/ 7 @ WASH	41- 21- 262-28 - 0- 1- 2/ 10- 61.2		
11/14 NYJ	28- 17- 209-22 - 0- 0- 1/ 11- 83.8		
11/21 @ BUF	24- 11- 102-19 - 0- 0- 0/ 0- 58.0		
11/29 SD	38- 22- 254-58 - 0- 0- 2/ 4- 78.2		
12/ 5 @ NYJ	39- 21- 252-27 - 1- 0- 4/ 22- 82.4		
12/12 @ NYG	25- 13- 110-17 - 0- 0- 2/ 11- 63.8		
12/19 PHIL	48- 30- 330-27 - 1- 0- 4/ 44- 89.8		
12/26 @ NE			
1/ 2 BUF			
<b>TOTAL</b>	<b>407-234-2526-72t- 8- 6-26/190- 76.3</b>	<b>162- 85- 992-68 - 2- 7- 2/ 11- 57.4</b>	<b>24- 13- 105-17 - 0- 1- 1/ 5- 48.1</b>





# STATISTICS

## 1993 GAME-BY-GAME INDIVIDUAL RECEIVING

No-Yds-LG-TD

Opponent	Hester	Langhorne	Dawkins	Cash	Culver	Johnson	Potts
9/ 5 MIA	2- 22-12-0	8- 84-18-0	1- 25t-25t-1	5- 29- 9-0	1- 21-21-0	6- 51-20-0	2- 11-10-0
9/12 @ CIN	4- 59-17-0	4- 79-35-0		7- 54-24-0	1- 12-12-0	1- 14-14-0	
9/26 CLE	7-110-39-0	3- 47-26-0		1- 16-16-0		8- 60-19-0	
10/ 3 @ DEN	1- 6- 6-0	1- 14-14-0		4- 62-37-1		6- 32- 9-0	3- 51-24-0
10/10 DAL	5- 34-10-0	1- 15-15-0	8-144-68-0	1- 2- 2-0		6- 38-10-0	2- 9- 5-0
10/24 @ MIA	3- 28-15-0	9- 97-29-1	3- 27-11-0	4- 43-13-0	1- 3t- 3t-1	5- 53-36-0	4- 20- 9-0
10/31 NE	2- 18-11-0	1- 6- 6-0	4- 86-27-0	5- 62-21-0		2- 8- 4-0	5- 2- 4-0
11/ 7 @ WASH	6- 53-11-0	12-203-72t-1		2- 10- 9t-1		10- 83-14-0	1- 2- 2-0
11/14 NYJ	1- 11-11-0	8-112-32-0		3- 12- 9-1		1- 7- 7-0	
11/21 @ BUF	7- 97-28-0	7- 62-20-0	1- 15-15-0	3- 45-20-0		3- 43-15-0	
11/29 SD	8- 95-20-0	3- 40-16-0	2- 32-22-0	3- 22- 9-0	2- 15- 9-0		1- 14-14-0
12/ 5 @ NYJ	3- 36-19-0	3- 34-14-0			3- 23-12-0		
12/12 @ NYG	2- 75-58-0	5- 49-14-0	3- 56-31-0		1- 2- 2-0		3- 38-18-0
12/19 PHIL	4- 66-24-0	7- 90-24t-1	2- 16-10-0	3- 31-17-0	1- 10-10-0		1- 15-15-0
12/26 @ NE	4- 44-17-0	4- 45-16-0		1- 7- 7-0		1- 2- 2-0	2- 7- 8-0
1/ 2 BUF	5- 81-27-1	9- 61-13-0	2- 29-21-0	1- 7- 7-0	1- 26-26-0	6- 52-14-0	2- 20-14-0
<b>TOTAL</b>	<b>64-835-58-1</b>	<b>85-1038-72t-3</b>	<b>26-430-68-1</b>	<b>43-402-37-3</b>	<b>11-112-26-1</b>	<b>55-443-36-0</b>	<b>26-189-24-0</b>

Arbuttle 10/10 DAL ..... 1- 7- 7-0  
 12/ 5 @ NYJ ..... 2- 9- 7-0  
 12/12 @ NYG ..... 8-34-11-0  
 12/19 PHIL ..... 2-12- 6-0  
 1/ 2 BUF ..... 2- 3-0  
 Cox 9/26 CLE ..... 1-16-16-0  
 11/ 7 @ WASH ..... 1-24-24-0  
 12/19 PHIL ..... 1-12-12-0  
 1/ 2 BUF ..... 1- 7- 7-0  
 Verdin 10/7 @ WASH . 1-1t-1t-1  
 1/2 BUF ..... 1-19-19-0  
 Toner 12/26 @ NE . . . 1-5-5-0





## HISTORY OF THE COLTS

Professional football came to Indianapolis March 28, 1984, when Colts owner Robert Irsay moved the historic NFL franchise from Baltimore to Indianapolis—the friendly heart of the midwest.

The roots of the franchise go back to December 28, 1946, when the bankrupt Miami Seahawks of the All-America Football Conference were purchased and relocated in Baltimore by a group headed by Bob Rodenberg. As the result of a contest in Baltimore, won by Charles Evans of Middle River, Md., the team was renamed the "Colts."

On September 7, 1947, wearing green and silver uniforms, the Colts under Head Coach Cecil Isbell (formerly an All-American player and coach at Purdue University) won their initial AAFC game, 16-7, over the Brooklyn Dodgers. The team concluded its inaugural season before a record Baltimore crowd of 51,583 losing to the New York Yankees, 21-7. The Colts finished the year with a 2-11-1 record good for a fourth place finish in the Eastern Division.

The Colts completed the 1948 season with a 7-8 record, tying the Buffalo Bills for the division title. The Colts compiled a 1-11 slate in 1949. The All-American Football Conference and the National Football League merged in 1950 and the Colts became a member of the NFL. After posting a 1-11 record for the second consecutive year, the franchise was dissolved by the league on January 18, 1951 because of its failing financial condition.

After two full seasons without professional football, NFL Commissioner Bert Bell challenged the franchise in December of 1952 to sell 15,000 season tickets within six weeks in order to re-enter the NFL. That 15,000-ticket quota was reached in four weeks and three days.

On January 23, 1953, under the principal ownership of Carroll Rosenbloom, the NFL's Dallas Team franchise was moved to Baltimore where, keeping the "Colts" nickname, the Texas team colors of blue and white were inherited.

Before their first NFL season, the "new" Baltimore Colts engineered one of the biggest trades in sports history. In a deal with the Cleveland Browns involving 15 players, Baltimore received 10 Browns in exchange for five Colts. Among the players who came to Baltimore in the deal were Don Shula, Bert Rechichar, Carl Taseff and Art Spinney. These players helped the Colts open the 1953 NFL season with a 13-9 upset of the Chicago Bears in a game where Bert Rechichar set a then-NFL record with a 56-yard field goal.

In 1954, the Colts hired Weeb Ewbank as head coach. Ewbank would guide the Colts for the next nine seasons (the longest tenure of any Colts head coach) and lead the club to its first divisional and world championships.

On November 30, 1958, the Colts clinched their first Western Division title with a 35-27 win over San Francisco before a record home sellout crowd of 57,557. Four weeks later, Baltimore won its first World Championship, downing the New York Giants, 23-17, in the fabled "sudden-death" overtime contest at Yankee Stadium. The Colts repeated as champion in 1959, clinching their second Western Division crown and defeating the Giants, 31-16 in Baltimore for the World Title.

In January 1963, Don Shula replaced Weeb Ewbank as the team's third head coach since 1953. During the 1963 campaign, quarterback John Unitas led the Colts offense to eight team records



## HISTORY

---

and set a then-NFL individual passing mark of 237 completions. The Colts won a club record eleven consecutive games in 1964, enroute to clinching their third Western Conference title and first under Shula. During that campaign, Raymond Berry caught his 506th career pass and Lenny Moore scored 20 touchdowns, both NFL records at the time. The following year, Baltimore tied Green Bay for the Western Conference title. With halfback Tom Matte quarterbacking the club because of injuries to John Unitas and Gary Cuozzo, the Colts lost a controversial 13-10 "sudden-death" playoff contest to the Packers.

Under Shula, Baltimore made its first Super Bowl appearance in 1968. The club finished first in the Coastal Division with a 13-1 mark, then defeated Minnesota, 24-14, in the Western Conference Championship game and blanked Cleveland, 34-0, for the NFL Championship. The team went on to face the American Football League Champion New York Jets in Super Bowl III, losing a 16-7 upset.

In May of 1969, the NFL merged with the AFL and Baltimore, Pittsburgh and Cleveland joined the old AFL teams to form the American Football Conference of the NFL. For the 1970 season, the Colts were situated in the Eastern Division of the AFC and on September 20, the club won its first AFC game, 16-14, over San Diego. In mid-December, Baltimore clinched its first Eastern Division Championship with a 20-14 win at Buffalo, then defeated Cincinnati and Oakland in the playoffs to win the AFC Championship. On January 17, 1971, the Colts defeated the Dallas Cowboys in Super Bowl V, 16-13, on Jim O'Brien's 32-yard field goal with five seconds remaining in the game.

In July, 1972, the Colts came under new ownership as Robert Irsay acquired the club from Carroll Rosenbloom in exchange for the Los Angeles Rams.

In 1974, two young Colt stars established NFL records as running back Lydell Mitchell carried the ball 40 times against the New York Jets at Shea Stadium and quarterback Bert Jones completed 17 consecutive passes against the same Jet club later in the season. Mitchell set another mark that season, winning the league pass receiving title with 72 receptions.

In 1975, Mitchell would continue his record-setting pace by becoming the first running back in Colt history to rush for 1,000 yards, gaining 1,193 yards on 289 carries.

After posting a 2-12 record in 1974, Baltimore's fortunes began to change with the hiring of Ted Marchibroda as head coach in February, 1975. Marchibroda lead the Colts to three consecutive Eastern Division titles before posting back-to-back 5-11 seasons in 1978-79.


The Colts named Mike McCormack to replace Marchibroda as head coach in January, 1980. The Colts improved to a 7-9 record in 1980 before recording the worst record in Club history with a 2-14 slate in 1981.

On December 21, 1981, the Colts named Frank Kush to replace McCormack as Head Coach. In addition, Club owner Robert Irsay announced the appointment of Ernie Accorsi as General Manager on May 16, 1982.

Under Kush's guidance, the Colts recorded their first winning preseason record (3-2) since 1970. After two weeks of regular season play, a players' strike resulted in the loss of seven games per team from the 1982 schedule and each team played a nine game schedule. The Colts finished the season with a record of 0-8-1.

The Colts received the first selection in the April 26, 1983 NFL draft and selected Stanford quarterback John Elway. Six days later





Fluids.  
Minerals.  
Energy.

Gatorade.  
Nothing  
works better.

Gatorade. For that deep down body thirst.



# INDIANAPOLIS COLTS ALPHABETICAL ROSTER—TRAINING CAMP 1994

No.	NAME	POS.	HT.	WT.	NFL EXP.	BIRTHDATE	COLLEGE
51B	ALBERTS, TREV	LB	6-4	243	R	8/ 8/70	NEBRASKA
64B	ALLEN, RUSSELL	DE	6-6	296	R	4/ 8/71	OKLAHOMA
33B	AMBROSE, ASHLEY	DB	5-10	185	3	9/17/70	MISS. VALLEY STATE
81W	ARBUCKLE, CHARLES	TE	6-3	248	4	9/13/68	UCLA
6W	BAILEY, AARON	WR	5-10	184	R	10/24/71	LOUISVILLE
84W	BAKER, SHANNON	WR	5-9	185	2	7/20/71	FLORIDA STATE
8W	BANKS, BRADFORD	TE	6-6	285	R	12/14/70	SOUTHERN CALIFORNIA
28B	BELSER, JASON	DB	5-9	187	3	5/28/70	OKLAHOMA
58B	BENNETT, TONY	LB	6-2	243	5	7/ 1/67	MISSISSIPPI
4W	BIASUCCI, DEAN	K	6-0	190	10	7/25/62	WESTERN CAROLINA
60W	BORRELLI, MARC	OL	6-5	286	R	4/30/71	BOSTON COLLEGE
93B	BROWN, ROBERT	DE	6-3	287	12	5/21/60	VIRGINIA TECH
34B	BUCHANAN, RAY	DB	5-9	193	2	9/29/71	LOUISVILLE
53B	BUTCHER, PAUL	LB	6-0	240	7	11/ 8/63	WAYNE STATE
43W	CAMPBELL, DARNELL	RB	6-1	224	4/ 2/70	BOSTON COLLEGE	
9W	CARROLL, WESLEY	WR	6-0	195	4	9/ 6/67	MIAMI
88W	CASH, KERRY	TE	6-4	252	4	8/ 7/69	TEXAS
10W	CONLEY, SEAN	K	6-0	192	2/ 1/70	PITTSBURGH	
2W	COOK, MIKE	WR	6-4	205	1	3/20/71	STANFORD
55B	CORYATT, QUENTIN	LB	6-3	250	3	8/ 1/70	TEXAS A&M
31W	COURTNEY, MARVIN	RB	6-0	204	R	1/15/71	MISSISSIPPI
38B	COVINGTON, JOHN	DB	6-0	198	R	4/22/72	NOTRE DAME
80W	COX, AARON	WR	5-10	178	7	3/13/65	ARIZONA STATE
35W	CULVER, RODNEY	DB	5-9	224	3	12/23/69	NOTRE DAME
38B	DANIEL, EUGENE	DB	5-11	188	11	5/ 4/61	LOUISIANA STATE
87W	DAWKINS, SEAN	WR	6-4	210	2	2/ 3/71	CALIFORNIA
66W	DEBOLD, DAVE	OL	6-2	265	2/22/71	LOUISVILLE	
69W	DIXON, RANDY	OG	6-3	305	3	3/12/65	PITTSBURGH
90B	EXTMAN, STEVE	DT	6-4	300	4	4/16/70	WASHINGTON
40B	ERICSON, TODD	DB	6-3	205	R	6/28/71	MONTANA
48W	ETHEREDGE, CARLOS	TE	6-5	259	2	8/10/70	MIAMI

## NUMERICAL ROSTER

2W	Mike Cook
3W	Rohn Stark
4W	Dean Biasucci
5W	Terry Smith
6W	Aaron Bailey
7W	Don Majkowski
8W	Deron Pointer
9W	Wesley Carroll
10W	Sean Conley
11W	Paul Justin
12W	Jim Harbaugh
14W	Todd Jordan
20W	William Houston
21W	Lannott Warren
25W	Ronald Humphrey
26W	Glenn Marks
27B	Kenny McEntyre
28W	Marshall Faulk
29B	Jason Belser
30B	Derwin Gray
31W	Marvin Courtney
32B	Robert O'Neal
33B	Ashley Ambrose
34B	Ray Buchanan
35W	Rodney Culver
37B	Chris Goode
38B	Eugene Daniel
38B	John Covington
40B	Todd Ericson
41B	Jason Orton
42W	Roosevelt Potts
43W	Darnell Campbell

## COLTS ALLTIME HEAD COACHES/ASSISTANTS

HEAD COACH	YEARS	RECORD	ASSISTANTS
Cecil Isbell	1947-49	9-22-1	Nick Campofreda; Don Edmunds; Andy Hewlitt; Joel Hunt; John Taylor (1947); Tom Stidman (1947-48); Lou DeFilippo (1948); Bill Conkright; Walter Driskill; Mike Michalske; Charles O'Rourke (1949)
*1 Walter Driskill	1949	1-7	
Clem Crowe	1950	1-11	Joel Hunt; Wayne Millner; Rocco Pirro
Keith Molesworth	1953	3-9	Otis Douglas; Ray Richards; Nick Wasyluk
Weeb Ewbank	1954-62	61-52-1	Russ Murphy; Joe Thomas (1954); Frank Cumiskey; Charles Winner (1954-62); Tom Hughes (1955); Frank Lauterbur (1955-56); Herman Ball (1956-62); John Bridgers; Bob Shaw (1957-58); Don McCafferty; John Sandusky (1959-62)
Don Shula	1963-69	73-26-4	Gino Marchetti; Jim Mutscheller; Bill Pellington (1963); Charles Winner (1963-65); Don McCafferty; John Sandusky (1963-69); Bill Arnsperger; Dick Bielski (1964-69); Chuck Noll (1966-68); Bob Boyd (1969)
Don McCafferty	1970-72	26-11-1	Lou Rymkus (1970); Dick Bielski; Bob Boyd; Hank Bulough; John Idzik; John Sandusky (1970-72); Bob (Red) Miller (1971-72)
*2 John Sandusky	1972	4-5	
Howard Schnellenberger	1973-74	4-13	Ray Callahan; Bobby Franklin; Dick Voris (1973); Pete McCulley; George Sefcik; George Young (1973-74); Don Doll; Frank Lauterbur; Jerry Smith (1974)
*3 Joe Thomas	1974	2-9	
Ted Marchibroda	1975-79	41-36	Pete McCulley; Jerry Smith (1975-76); Frank Lauterbur (1975-77); Whitey Dovell (1975-78); Maxie Baughan; George Boutselis (1975-79); Dick Bielski; Ed Khayat (1977-79); Ralph Hawkins (1978); John Symank; Ernie Zwahlen (1979)
Mike McCormack	1980-81	9-23	Dick Bielski; George Boutselis; John Idzik; Ed Khayat; John Symank; Joe Vitt; Chuck Weber; Ray Wietecha (1980-81); Bob Bud; Clyde Powers (1981)
Frank Kush	1982-84	11-28-1	Bud Carson (1982); Bob Valsente (1982-83); Zeke Bratkowski; Gunther Cunningham; Hal Hunter; Richard Mann; Roger Theder; Rick Venturi; Mike Westhoff (1982-84); George Catavolos; Tom Zupancic (1984)
*4 Hal Hunter	1984	0-1	
Rod Dowhower	1985-86	5-24	Steve Sidwell (1985); John Becker; George Catavolos; George Hill; Tom Lovat; Billie Matthews; Chip Myers; Keith Rowen; Rick Venturi; Tom Zupancic (1985-86); John Marshall (1986)
*5 Ron Meyer	1986	3-0	
Ron Meyer	1987-91	33-36	John Becker; George Hill; Tom Lovat; John Marshall; Chip Myers; Keith Rowen (1987-88); Leon Burnett; George Catavolos; Rick Venturi; Tom Zupancic (1989-90); Greg Briner (1989); Larry Kennan; Dante Scarnecchia (1989-90); Milt Jackson; Bill Muir; Brad Seely (1989-91); Dave Ahrens; Sylvester Croom; Steve Furness (1991)
*6 Rick Venturi	1991	1-10	
Ted Marchibroda	1992-93	13-19	Ron Blackledge; George Catavolos; Alex Gibbs; Gene Huey; Nick Nicolau; Dwain Painter; Francis Peay; Jay Robertson; Brad Seely; Rick Venturi; Tom Zupancic (1992-93); Fred Bruney (1993)

- \*1 Succeeded Isbell for last eight games
- \*2 Succeeded McCafferty for last nine games
- \*3 Succeeded Schnellenberger for last eleven games
- \*4 Succeeded Kush for last game
- \*5 Succeeded Dowhower for last three games
- \*6 Succeeded Meyer for last eleven games




# INDIANAPOLIS COLTS ALPHABETICAL ROSTER—TRAINING CAMP 1994

No.	NAME	POS.	HT.	WT.	NFL EXP.	BIRTHDATE	COLLEGE
51B	ALBERTS, TREV	LB	6-4	243	R	8/ 8/70	NEBRASKA
64B	ALLEN, RUSSELL	DE	6-6	296	R	4/ 8/71	OKLAHOMA
33B	AMBROSE, ASHLEY	DB	5-10	185	3	9/17/70	MISS. VALLEY STATE
81W	ARBuckle, CHARLES	TE	6-3	248	4	9/13/68	UCLA
6W	BAILEY, AARON	WR	5-10	184	R	10/24/71	LOUISVILLE
84W	BAKER, SHANNON	WR	5-9	185	2	7/20/71	FLORIDA STATE
49W	BANTA, BRADFORD	TE	6-6	255	R	12/14/70	SOUTHERN CALIFORNIA
29B	BELSER, JASON	DB	5-9	187	3	5/28/70	OKLAHOMA
56B	BIASUCCI, TONY	LB	6-2	243	5	7/ 1/67	MISSISSIPPI
4W	BIASUCCI, DEAN	K	6-0	190	10	7/25/62	WESTERN CAROLINA
60B	BORRELLI, MARC	OL	6-5	286	R	4/30/71	BOSTON COLLEGE
93B	BROWN, ROBERT	DE	6-3	287	12	5/21/60	VIRGINIA TECH
34B	BUCHANAN, RAY	DB	5-9	183	2	9/29/71	LOUISVILLE
53B	BUTCHER, PAUL	LB	6-0	240	7	11/ 8/63	WAYNE STATE
43W	CAMPBELL, DARNELL	RB	6-1	224	R	4/ 2/70	BOSTON COLLEGE
9W	CARROLL, WESLEY	WR	6-0	195	4	9/ 6/67	MIAMI
88W	CASH, KERRY	TE	6-4	252	4	8/ 7/69	TEXAS
10W	CONLEY, SEAN	K	6-0	192	1	2/ 1/70	PITTSBURGH
2W	COOK, MIKE	WR	6-4	205	1	3/20/71	STANFORD
55B	CORYATT, QUENTIN	LB	6-3	250	3	8/ 1/70	TEXAS A&M
31W	COURTNEY, MARVIN	RB	6-0	204	R	1/15/71	MISSISSIPPI
39B	COVINGTON, JOHN	DB	6-0	198	7	4/27/72	NOTRE DAME
80W	COX, AARON	WR	5-0	179	7	7/23/65	ARIZONA STATE
35W	CULVER, RODNEY	RB	5-9	244	3	12/23/69	NOTRE DAME
38B	DANIEL, EUGENE	DB	5-11	188	11	5/ 4/61	LOUISIANA STATE
87W	DAWKINS, SEAN	WR	6-4	210	2	2/ 3/71	CALIFORNIA
66W	DEBOLD, DAVE	OL	6-2	285	2	2/22/71	LOUISVILLE
69W	DIXON, RANDY	OG	6-3	305	8	3/12/65	PITTSBURGH
90B	EMTMAN, STEVE	DT	6-4	300	3	4/16/70	WASHINGTON
40B	ERICSON, TODD	DB	6-3	205	R	6/28/71	MONTANA
48W	ETHEREDGE, CARLOS	TE	6-5	259	2	8/10/70	MIAMI
28W	FAULK, MARSHALL	RB	5-10	200	2	2/28/73	SAN DIEGO STATE
37B	GOODE, CHRIS	DB	6-0	199	8	9/17/63	ALABAMA
59B	GRANT, STEPHEN	LB	6-0	242	3	12/23/69	WEST VIRGINIA
75W	GRAY, CECIL	OT	6-4	305	5	2/16/68	NORTH CAROLINA
30B	GRAY, DERWIN	DB	5-11	198	2	4/ 9/71	BRIGHAM YOUNG
78B	HAND, JON	DE	6-7	310	9	11/13/63	ALABAMA
12W	HARBAUGH, JIM	QB	6-3	215	2	12/23/63	MICHIGAN
54B	HERROD, JEFF	LB	6-0	249	7	7/29/66	MISSISSIPPI
20W	HOUSTON, WILLIAM	RB	6-1	260	R	3/18/71	OHIO STATE
25W	HUMPHREY, RONALD	RB	5-10	211	1	3/ 3/69	MISS. VALLEY STATE
14W	JORDAN, TODD	QB/P	6-2	231	R	6/18/70	MISSISSIPPI STATE
11W	JUSTIN, PAUL	DB	6-4	282	10	3/19/68	ARIZONA STATE
63W	LOWDERMILK, KIRK	C	6-4	280	10	11/ 8/73	OHIO STATE
65W	MAHLUM, ERIC	OG	6-4	285	R	12/ 6/70	CALIFORNIA
7W	MAJKOWSKI, DON	QB	6-3	208	8	2/25/64	VIRGINIA
74W	MATHEWS, JASON	OT	6-5	284	R	2/ 9/71	TEXAS A&M
61B	MCCOY, TONY	NT	6-0	279	3	6/10/69	FLORIDA
57B	MCDONALD, DEVON	LB	6-4	248	2	11/ 8/69	NOTRE DAME
27B	MCCENTYRE, KENNY	DB	5-9	181	R	12/ 7/70	KANSAS STATE
73W	MOSS, ZEFROSS	OT	6-6	324	6	8/17/66	ALABAMA STATE
32B	O'NEAL, ROBERT	DB	6-1	199	2	2/ 1/71	CLEMSON
41B	ORTON, JASON	DB	5-11	175	5	4/25/71	INDIANA
96B	PEGUESE, WILLIS	DE	6-4	273	5	12/18/66	MIAMI
8W	POINTER, DERON	WR	5-11	175	R	9/ 9/71	WASHINGTON STATE
42W	POTTS, ROOSEVELT	RB	6-0	245	2	1/ 8/71	NORTHEAST LOUISIANA
52B	RATIGAN, BRIAN	LB	6-4	241	1	12/27/70	NOTRE DAME
68W	RAY, JOHN	OT	6-8	350	1	4/26/69	WEST VIRGINIA
60B	SIMON, JOSE	DL	6-3	291	R	6/24/72	TEXAS A&I
92B	SIMS, THOMAS	DL	6-2	308	5	4/18/67	PITTSBURGH
98B	SIRAGUSA, TONY	NT	6-3	315	5	5/14/67	PITTSBURGH
5W	SMITH, TERRY	WR	6-0	200	R	4/20/71	CLEMSON
86W	STABLEIN, BRIAN	WR	6-1	191	1	4/14/70	OHIO STATE
3W	STARK, ROHN	P	6-3	203	13	5/ 4/59	FLORIDA STATE
26W	STARKS, GLENN	RB	6-1	205	R	2/14/72	CENTRAL OKLAHOMA ST.
79W	STAYSNAK, JOE	OT	6-4	302	4	12/ 8/66	OHIO STATE
98B	TEICHELMAN, LANCE	DL	6-4	276	R	10/21/70	TEXAS A&M
94W	THOMAS, MARQUISE	LB	6-4	255	2	5/25/71	MISSISSIPPI
44W	TONER, ED	RB	6-0	240	3	3/22/68	BOSTON COLLEGE
85W	TURNER, FLOYD	WR	5-11	198	6	5/29/66	NORTHWESTERN LOUISIANA
72W	VANDER BILT, MARK	WR	6-0	203	4	3/ 3/69	COLORADO
71W	VICKERS, KIPP	OL	6-2	288	1	8/27/69	MIAMI
58B	WARE, CASSIUS	LB	5-11	243	R	6/ 8/71	MISSISSIPPI
21W	WARREN, LAMONT	RB	5-11	194	R	1/ 4/73	COLORADO
95B	WHITTINGTON, BERNARD	DE	6-6	257	R	7/20/71	INDIANA
67W	WOLFORD, WILL	OT	6-5	300	9	5/18/64	VANDERBILT

# NUMERICAL ROSTER

2W	Mike Cook
3W	Rohn Stark
4W	Dean Biasucci
5W	Terry Smith
6W	Aaron Bailey
7W	Don Majkowski
8W	Deron Pointer
9W	Wesley Carroll
10W	Sean Conley
11W	Paul Justin
12W	Jim Harbaugh
14W	Todd Jordan
20W	William Houston
21W	Lannott Warren
25W	Ronald Humphrey
26W	Glenn Starks
27B	Kenny McEntyre
28W	Marshall Faulk
29B	Jason Belser
30B	Derwin Gray
31W	Marvin Courtney
32B	Robert O'Neal
33B	Ashley Ambrose
34B	Ray Buchanan
35W	Rodney Culver
37B	Chris Goode
38B	Eugene Daniel
39B	John Covington
40B	Todd Ericson
41B	Jason Orton
42W	Roosevelt Potts
43W	Darnell Campbell
44W	Ed Toner
48W	Carlos Etheredge
49W	Bradford Banta
51B	Trev Alberts
52B	Brian Ratigan
53B	Paul Butcher
54B	Jeff Herrod
55B	Quentin Coryatt
56B	Tony Bennett
57B	Devon McDonald
58B	Cassius Ware
59B	Stephen Grant
60B	Jose Simon
60W	Marc Borrrelli
61B	Tony McCoy
63W	Kirk Lowdermilk
64B	Russell Allen
65W	Eric Mahlum
66W	Dave Debold
67W	Will Wolford
68W	John Ray
69W	Randy Dixon
71W	Kipp Vickers
72W	Mark Vander Poel
73W	Zefross Moss
74W	Jason Mathews
75W	Cecil Gray
78B	Jon Hand
79W	Joe Staysniak
80W	Aaron Cox
81W	Charles Arbuckle
84W	Shannon Baker
85W	Floyd Turner
86W	Brian Stablein
87W	Sean Dawkins
88W	Kerry Cash
90B	Steve Ertman
92B	Thomas Sims
93B	Robert Brown
94W	Mark Thomas
95B	Bernard Whittington
96B	Willis Peguese
98B	Tony Siragusa
99B	Lance Teichelman







on May 2, the Colts traded Elway to Denver in exchange for the Broncos' 1983 first round choice, offensive tackle Chris Hinton, along with quarterback Mark Herrmann and Denver's first round choice in the 1983 NFL draft.

In 1983, the Colts forged the biggest turnaround in NFL history for a team that had gone winless the previous season. The 1983 Colts were 6-4 after week 10 and then went 7-9 on the season. The Chris Hinton acquisition proved successful as the rookie earned a starting berth at offensive guard for the AFC in the Pro Bowl. The Colts' running game came together as Curtis Dickey and Randy McMillan combined for just shy of 2,000 yards rushing to rank first in the AFC and second in the NFL.

Following the 1984 season, President Robert Irsay and General Manager Jim Irsay appointed Rod Dowhower as Head Coach on January 28, 1985. Dowhower posted a 5-11 mark that season with a club which rushed for a conference-leading 2,439 yards, fifth-best in the NFL. The team averaged 5.0 yards per attempt to lead the NFL, while marking the first time in a decade that an AFC team achieved that feat.

On December 1, 1986, Ron Meyer succeeded Dowhower as Head Coach. Meyer earned a 36-35 regular season record with the club before being succeeded by Rick Venturi on October 1, 1991. Ted Marchibroda returned to the Colts as Head Coach on January 28, 1992. Marchibroda led the Colts to a 9-7 record in 1992, the second time he has guided the team to an NFL-best eight-game one season turnaround. The Colts posted a 4-12 record in 1993.

In more than 30 years of National Football League competition, the Colts have achieved a 291-302-7 record, including three World Championships and 10 Conference or Division titles. The Colts' regular season victory total of 280 is among the highest of any NFL club over the last three decades.

The success of the Colts franchise is exemplified by the number of Colts who have been inducted into the Pro Football Hall of Fame. A total of nine Colts have been selected for enshrinement including Raymond Berry, Art Donovan, Ted Hendricks, John Mackey, Gino Marchetti, Lenny Moore, Jim Parker, John Unitas and Head Coach Weeb Ewbank.

## HISTORICAL HIGHLIGHTS

**December 28, 1946**—Bankrupt Miami Seahawks franchise of All-America Football Conference is moved to Baltimore. Bob Rodenberg heads purchasing group and team renamed Colts via fan contest.

**February 10, 1947**—Cecil Isbell named head coach.

**September 7, 1947**—Colts win inaugural AAFC game, defeating Brooklyn Dodgers 16-7 before 27,418 fans at Baltimore Stadium.

**September 28, 1947**—New York Yankees defeat Colts 21-7 before a then-record Baltimore crowd of 51,583. Colts place fourth in Eastern Division with 2-11-1 record, while drawing 199,661 fans.

**Spring, 1948**—Colts reorganize with over 200 stockholders. Jake Embry named president and Walt Driskill, general manager.

**December 12, 1948**—Buffalo Bills win playoff game for Eastern Division title in Baltimore 28-17 in game marked by near riot. Colts finish 7-8 under Isbell. Dick Barwegen named all-league guard and attendance totals 244,502.

**Spring, 1949**—Driskill succeeds Embry as president, while continuing as general manager.



## HISTORY

---

- Fall, 1949**—Isbell fired after first four games and Driskill named coach. Team finishes seventh in Eastern Division with 1-11 record. Barwegen again named all-league.
- December 9, 1949**—National Football League and AAFC reach "peace" agreement and Colts enter NFL for 1950 season.
- December 18, 1949**—Abraham Watner named Colts' president.
- Spring, 1950**—Clem Crowe named head coach.
- December 10, 1950**—Colts conclude 1-11 season with 15-14 defeat to Yanks at Yankee Stadium. Yanks will later become the Baltimore Colts.
- January 18, 1951**—Watner withdraws franchise and is paid \$50,000 for players by NFL.
- December 3, 1952**—Commissioner Bert Bell, addressing Advertising Club, issues challenge to Colts fans to sell 15,000 season tickets in six weeks to re-enter NFL.
- December 8, 1952**—Ticket drive officially begins with quota reached in four weeks, three days.
- January 11, 1953**—Carroll Rosenbloom, with 52 percent control, heads ownership group including William F. Hilgenberg, Zanyvl Krieger, Thomas Mullan, Sr., and R. Bruce Livie.
- January 23, 1953**—Dallas Texan franchise moved to Baltimore, Don Kellett named president and general manager and Keith Molesworth, head coach.
- March 25, 1953**—Baltimore and Cleveland put together one of the biggest deals in sports history, a trade which involved 15 players. The Colts acquired 10 ex-Browns in exchange for five Colts. Players acquired by the Colts were quarterback Harry Agganis, tackle Dick Batten, end Gern Nagler, halfback Bert Rechichar, guard Ed Sharkey, tackle Stu Sheetz, halfback Don Shula, end Art Spinney, halfback Carl Taseff and guard Elmer Willhoite. Going to the Browns were linebacker Tom Catlin, tackle Don Colo, guard Hershel Forrester, tackle Mike McCormack and halfback John Pettibon.
- September 27, 1953**—Colts upset Chicago Bears 13-9 in NFL opener at Memorial Stadium before 23,715 fans.
- Spring, 1954**—Weeb Ewbank named head coach.
- February 4, 1957**—Carroll Rosenbloom named president.
- November 2, 1958**—Colts record club's first shutout, 56-0 over Green Bay Packers, to win sixth straight game and also set club record for largest margin of victory.
- November 16, 1958**—Colts defeat Chicago 17-0, marking first shutout for Bears in 149 games.
- November 30, 1958**—Colts clinch first Western Division title 35-27 over San Francisco before second straight record home sellout crowd of 57,577.
- December 28, 1958**—Colts defeat New York Giants 23-17 at Yankee Stadium in "sudden death" game for World Championship.
- December 12, 1959**—Colts score 24 fourth quarter points to rally from 10-point deficit and defeat Los Angeles 45-26 at the Coliseum for second Western Division championship.
- December 27, 1959**—Colts beat New York Giants 31-16 in Baltimore for second straight World Championship.
- December 11, 1960**—Touchdown passing streak by John Unitas snapped by Los Angeles at NFL record 47 games.





- January 8, 1963**—Don Shula relieves Weeb Ewbank as team's third head coach since 1953. Gino Marchetti and Bill Pellington later named first player-coach.
- December 15, 1963**—John Unitas concludes season with eight team and one then-NFL record of 237 completions.
- January 20, 1964**—Carroll Rosenbloom purchases all remaining stock to gain full ownership.
- November 22, 1964**—Colts win club record 10th straight game, 24-7 over Rams in Los Angeles, to clinch third Western Conference title.
- December 13, 1964**—Raymond Berry catches 506th career pass against Washington and Lenny Moore scores 20th touchdown of season, both NFL records at the time.
- December 27, 1964**—Browns defeat Colts 27-0 in NFL title game in Cleveland.
- December 26, 1965**—Packers edge Colts 13-10 in "sudden death" playoff for Western Conference crown. Tom Matte quarterbacks club in absence of injured John Unitas and Gary Cuozzo.
- June 8, 1966**—NFL and American Football League announce merger for 1970.
- January 23, 1967**—Don Kellett retires and Joe Campanella succeeds as general manager.
- February 15, 1967**—Joe Campanella, Colts GM passes away.
- March 17, 1967**—Publicity Director Harry Hulmes named general manager.
- November 5, 1967**—Colts score two late touchdowns to defeat world champion Packers 13-10 and snap five-game series losing string.
- December 17, 1967**—Unbeaten in 13 games (11-0-2), Colts drop final game of season in Los Angeles 34-10 to miss playoffs.
- August 3, 1968**—Art Donovan becomes first Colt to be included into Pro Football Hall of Fame.
- December 8, 1968**—Colts win Coastal Division title by virtue of Chicago's 17-16 win over Los Angeles. Colts defeated Green Bay 16-3 day before.
- December 22, 1968**—Colts defeat Minnesota 24-14 for Western Conference crown.
- December 29, 1968**—Colts shutdown Cleveland 34-0 for NFL championship and first title since 1958-59.
- January 12, 1969**—New York Jets defeat Colts 16-7 in Super Bowl III at Orange Bowl.
- May 17, 1969**—Baltimore, Pittsburgh, and Cleveland join old AFL teams to form American Football Conference as NFL realigns.
- January 6, 1970**—Don Klosterman named general manager.
- April 3, 1970**—Don McCafferty succeeds Don Shula as head coach. Shula quit to become head coach of Miami Dolphins.
- September 20, 1970**—Baltimore wins first AFC game, 16-14 over San Diego, in realigned NFL.
- December 13, 1970**—Colts clinch Eastern Division championship with 20-14 win at Buffalo.
- December 26, 1970**—Colts win AFC Divisional Playoff game with Cincinnati Bengals, 17-0.
- January 3, 1971**—Colts defeat Oakland 27-17 to win AFC Championship.
- January 17, 1971**—Colts win first AFC-NFC Super Bowl 16-13 over Dallas on Jim O'Brien's 32-yard field goal with five seconds to play at Orange Bowl.



## HISTORY

---

- March 18, 1971**—Steve Rosenbloom named president and Carroll Rosenbloom, chairman of the board.
- January 2, 1972**—Miami defeats Baltimore 21-0 in AFC title game at Orange Bowl. Colts qualified for playoffs as wild card team and defeated Cleveland 20-3 in AFC playoffs.
- July 26, 1972**—Robert Irsay acquires Colts from Carroll Rosenbloom in exchange for Los Angeles Rams. Joe Thomas named Vice President and General Manager.
- July 29, 1972**—Gino Marchetti inducted into Pro Football Hall of Fame, joining Art Donovan.
- October 16, 1972**—John Sandusky replaced Don McCafferty as head coach after fifth game of season.
- January 22, 1973**—John Unitas goes to San Diego.
- February 14, 1973**—Howard Schnellenberger named head coach.
- July 28, 1973**—Raymond Berry and Jim Parker inducted into Pro Football Hall of Fame.
- September 29, 1974**—Joe Thomas replaces Howard Schnellenberger as head coach.
- October 20, 1974**—Lydell Mitchell establishes NFL single game record of 40 carries (156 yards) in 35-20 win over New York Jets at Shea Stadium.
- December 15, 1974**—Bert Jones completes NFL record 17 consecutive passes and Lydell Mitchell wins league pass catching title with 72 receptions, record then for running backs.
- January 15, 1976**—Ted Marchibroda named head coach.
- August 2, 1975**—Lenny Moore inducted into Pro Football Hall of Fame.
- December 7, 1975**—Lydell Mitchell rushes 119 yards against New York Giants at Shea Stadium to become first Colt running back to rush for 1,000 yards in a season.
- December 14, 1975**—Colts defeat Miami 10-7 on Toni Linhart's 31-yard field goal with 2:16 left to play in overtime.
- December 21, 1975**—Colts complete greatest turnaround season in NFL history with ninth straight win, defeating New England 34-21 at Memorial Stadium to finish 10-4 and win Eastern Division title.
- December 12, 1976**—Baltimore for the second consecutive year captured the AFC Eastern Division Championship after defeating Buffalo 58-20 in last home game of regular season.
- January 25, 1977**—Colts name Dick Szymanski, former Club director of Pro Personnel as General Manager; Ernie Accorsi, a former Colt PR Director, named to the post of Assistant General Manager.
- November 20, 1977**—Lydell Mitchell breaks Lenny Moore's career rushing record of 5174 yds. Mitchell ended the '77 season with 5487 yds.
- December 18, 1977**—Colts defeat New England in the season finale 30-24 to clinch their third consecutive AFC Eastern Divisional title with a 10-4 record. The Colts winning TD came on a 88-yard drive, the longest in Colts history.
- July 29, 1978**—Weeb Ewbank inducted into the Pro Football Hall of Fame.
- July 28, 1979**—John Unitas inducted into the Pro Football Hall of Fame.
- December 16, 1979**—Joe Washington sets team record with 82 receptions to lead NFL.
- January 16, 1980**—Mike McCormack named Head Coach.



## HISTORY



- December 21, 1981**—Frank Kush named Head Coach.
- May 16, 1982**—Ernie Accorsi named General Manager.
- September 20, 1982**—After two weeks of regular season play, the NFL Players Association called a players' strike at 12:00 midnight (ET). It was the first in-season work stoppage in league history. The regular season returned on Sunday and Monday, November 20-21. Eight weekends of the 16-week regular season were not played as scheduled. A ninth weekend of 14 games was rescheduled and played on Sunday and Monday, January 2-3, 1983. A total of 98 games were erased by the strike.
- April 26, 1983**—Colts select Stanford QB-John Elway with the first pick in the 1983 NFL draft.
- May 2, 1983**—Colts trade John Elway to Denver in exchange for Broncos' 1983 number one draft choice, OT-Chris Hinton, along with QB-Mark Herrmann and Denver's first round selection in the 1984 NFL draft.
- December 18, 1983**—Colts complete season at 7-9, marking the biggest turnaround in NFL history for a team that had gone winless the previous season.
- March 28, 1984**—Colts in Indianapolis
- April 18, 1984**—Indianapolis Colts tickets offered for sale. Overwhelming response yields 143,000 season ticket requests in two weeks.
- April 26, 1984**—Jim Irsay named general manager.
- December 13, 1984**—Hal Hunter named interim head coach.
- January 28, 1985**—Rod Dowhower named head coach.
- August 23, 1985**—Colts moved into new training complex in Indianapolis.
- April 19, 1986**—More than 10,000 fans visit Colts training complex during first-ever public open house.
- December 1, 1986**—Ron Meyer named head coach.
- September 22, 1987**—As in 1982, two weeks into the regular season the NFL Players Association called a players strike. The strike lasted 24 days, from September 22 to October 15. The 14 NFL games scheduled for the weekend of September 27-28 were canceled because of the strike. The League schedule resumed October 4-5 with replacement teams. Replacement teams played for three weekends (October 4-5, October 11-12, October 18-19) before regular players resumed play late weekend of October 25-26.
- October 31, 1987**—Colts obtain Eric Dickerson from the Los Angeles Rams in a trade also involving Buffalo. The Colts sent Cornelius Bennett to the Bills, while the Rams received six draft picks and two players.
- December 27, 1987**—Colts clinch AFC Eastern Division title with 24-6 home victory over Tampa Bay.
- October 31, 1988**—Colts defeated Denver, 55-23, in first Monday Night Game in Indianapolis. Eric Dickerson rushed for a club-record four touchdowns.
- April 20, 1990**—Colts trade OT-Chris Hinton, WR-Andre Rison and draft picks to Atlanta for first pick in 1990 NFL Draft, then select QB-Jeff George.
- August 4, 1990**—Ted Hendricks inducted into Hall of Fame.
- October 1, 1991**—Rick Venturi succeeded Ron Meyer as head coach.
- January 28, 1992**—Ted Marchibroda named head coach.
- August 1, 1992**—John Mackey inducted into Hall of Fame.
- December, 1992**—Colts 9-7 record marks eight-game seasonal improvement, tying best turnaround in NFL history.




# HALL OF FAME

## HALL OF FAME COLTS

### RAYMOND BERRY, End, 6-2, 187, SMU


Retired in 1967 as the leading pass receiver in NFL history with 631 receptions . . . selected as a "future" choice in the 20th round of the 1954 draft by the Colts . . . named All-Pro three times (1958-60) and played in five Pro Bowl games . . . led NFL in receiving in 1958-60 . . . holds NFL championship game records for yardage (178) and receptions (12), which he set in the 1958 "sudden death" title game against the New York Giants . . . last career touchdown reception came against Dallas at Memorial Stadium on December 3, 1967 and covered five yards . . . born February 27, 1933 in Corpus Christi, Texas . . . attended Paris (Texas) High School . . . inducted in the Hall of Fame July 28, 1973.



Year-Team	GP	No.	Yds.	Avg.	LG	TD
1955 - Balt	12	13	205	15.8	45	0
1956 - Balt	12	37	601	16.2	54	2
1957 - Balt	12	47	800	17.0	67t	6
1958 - Balt	12	56	794	14.2	54	9
1959 - Balt	12	66	959	14.5	55t	14
1960 - Balt	12	74	1298	17.5	70t	10
1961 - Balt	12	75	873	11.6	44	0
1962 - Balt	14	51	687	13.5	37	3
1963 - Balt	9	44	703	16.0	64t	3
1964 - Balt	12	43	663	15.4	46	6
1965 - Balt	14	58	739	12.7	40	7
1966 - Balt	14	56	786	14.0	40t	7
1967 - Balt	7	11	167	15.1	40	1
<b>TOTALS</b>	<b>154</b>	<b>631</b>	<b>9275</b>	<b>14.7</b>	<b>70t</b>	<b>68</b>

### ART DONOVAN, Defensive Tackle, 6-3, 265, Boston College

The first Colt to enter the Hall of Fame, Donovan was inducted August 3, 1968 . . . played from 1953-61 with the current Colt franchise and with Baltimore in 1950, the New York Yanks, 1951, and Dallas Texans, 1952 . . . All-Pro 1954-57 and played in the Pro Bowl game five times . . . one of the most popular Colts of all time . . . attended Notre Dame for one year, entered the Marines during World War II, and switched to Boston College after his service discharge . . . lettered four years (1946-49) as a tackle and was named All-East in 1948-49 . . . reported to training camp in 1962, but announced his retirement at age 37, before the season opened . . . he was honored and his jersey number, 70, retired in an emotional ceremony at Memorial Stadium on September 16, 1962 . . . attended St. Michael High School in New York City, where he was born June 5, 1925 in the Bronx.




### WEBB EW BANK, Head Coach 1954-62

Ewbank led the Colts to consecutive World Championships in 1958 and 1959 . . . defeated the N.Y. Giants 23-17 in sudden death overtime thriller called "the greatest game ever played" . . . beat the Giants again in '59 31-16 to win second world title . . . had a career mark of 59-52-1 in 9 seasons with Colts . . . left Baltimore in '62 to become head coach of the N.Y. Jets . . . led the Jets to a Super Bowl Championship in '68 defeating the Colts 16-7 in Super Bowl III . . . had a career coaching record








in New York of 71-77-6, giving him a career record of 130-129-7 for 20 years in the NFL/AFL . . . his 4-1 postseason mark gives him 134 career victories . . . is the only coach in NFL history to win world championships in both the NFL and AFL . . . nine years as head coach of the Colts is the longest coaching tenure in Colts history . . . born in Richmond, Indiana on May 6, 1907 . . . attended Richmond High School where he was a three-sport star . . . graduated from Miami of Ohio in 1928 . . . coached basketball for 13 years at Miami . . . coached with Paul Brown at the naval base at Great Lakes . . . rejoined Brown in '49 as the Cleveland Browns tackle coach . . . joined the Colts in 1954 succeeding Keith Molesworth.


**TED HENDRICKS**, Linebacker, 6-7, 215, University of Miami

Retired in 1983 as NFL leader with 215 consecutive games played, 14 with Green Bay, 70 with Colts and 131 with Raiders . . . was four-time All-Pro who played in eight Pro Bowls . . . named to All-AFC team three times as Colt, four times as Raider and was All-NFC once as Packer . . . selected by Colts in second round of 1969 AFL-NFL Draft, the 33rd selection overall . . . was three-time All-America at Miami, the school's first sophomore All-America . . . the tall and skinny-looking linebacker was tabbed "The Mad Stork" (a nickname he hated), but proved to be a punishing tackler and a player who could do irreparable damage to an offense . . . in 15 years, Hendricks blocked 25 field goals or extra points and was continually among his team's leader in quarterback sacks, and blocked passes . . . he recovered 16 opponents fumbles and intercepted 26 passes which he returned for 332 yards . . . also scored a record-tying four safeties, plus three touchdowns on an interception, a fumble recovery and a blocked punt . . . he played 1969-73 with Colts, including the club's Super Bowl V Championship season and was member of three championship Raiders teams . . . had uncanny ability to guess offensive philosophy and position himself in area to make the defensive play . . . is eighth Colt to be inducted in the Hall of Fame . . . grew up in Miami after being born on November 1, 1947 in Guatemala City, Guatemala . . . attended Hialeah High School in Miami.



**JOHN MACKEY**, Tight End, 6-2, 224, Syracuse University

Retired in 1973 after ten seasons in the NFL with 331 receptions for 5,236 yards and 28 touchdowns . . . became known as the prototype modern-era tight end, a punishing blocker, with great hands and speed . . . only the second tight end to be inducted into the Hall of Fame . . . was named All-Pro three times and selected to play in five Pro Bowls, his first after a sensational rookie season . . . was 35-726, and seven TDs as a rookie to lead the Colts in receiving yardage and average (20.6) . . . was also used as kickoff return specialist as rookie and averaged 30.1 yards per return . . . was named to the NFL's 50th anniversary team in 1969 . . . played with the Colts from 1963 to 1971, but ended pro career with San Diego in 1972 . . . best years were 1966, 1967 and 1968 when he was selected to the all-NFL team and the Pro Bowl each year . . . had lifetime highs in yardage (829 yards in 1966) and receptions (55 in 1967) during this period . . . also had nine TD receptions in 1966 and established big-play capability as six of the nine came on plays of 50 yards or more (51, 57, 64, 79, 83 and 89 yards) . . . his most famous play probably occurred in Super Bowl V when he grabbed a deflected pass and sprinted 75 yards for the game-tying touchdown in the eventual 16-13 Colts victory . . . had






## HALL OF FAME

outstanding career and senior season at Syracuse . . . performed at both halfback and end as senior and was one of the leaders of the College All Star squad that upset the Green Bay Packers in 1963 . . . was roommate of Heisman Trophy winner Ernie Davis at Syracuse and graduated as member of the Dean's List with a degree in political science . . . is ninth Colt to be inducted into Hall of Fame . . . born September 21, 1941 in the Queens borough of New York City, but grew up in Roosevelt, N.Y., a Long Island community.


### **GINO MARCHETTI**, Defensive End, 6-4, 245, San Francisco

Marchetti, acclaimed as the greatest defensive end in pro football history during the 1969 NFL 50th anniversary, was inducted into the Hall of Fame on July 29, 1972 . . . named All-Pro nine consecutive seasons (1956-64) and played in every Pro Bowl game from 1954 through 1964 with the exception of the 1958 game, which he missed with a broken ankle suffered in the "sudden death" championship game against the New York Giants . . . announced retirement after the 1963 season, in which he also served as an assistant coach, but reconsidered and played in 1964 . . . retired again following the 1964 season, but returned to play in four games in 1966, when the Colts suffered heavy injuries in the defensive line . . . played his final game on December 18, 1966 in San Francisco . . . fought in the "Battle of the Bulge" during World War II at the age of 18, after graduating from Antioch (Calif.) High School . . . was a 1951 All-West Coast tackle selection at San Francisco and played in the East-West and College All-Star games . . . born January 2, 1927 in Smithers, West Virginia.



### **LENNY MOORE**, Running Back & Flanker, 6-1, 190, Penn State

Moore entered the Hall of Fame on August 2, 1975 . . . retired in 1967 with 12,451 combined net yards in a 12-year career to rank 9th among the all-time NFL leaders . . . he gained 5174 yards rushing and 6039 yards on 363 receptions along with 1180 yards on kick-off returns and 56 yards on punt returns . . . scored 678 points on 113 touchdowns with stretches of 18 straight games scoring at least one touchdown and 11 straight scoring at least one touchdown rushing; both were NFL records . . . gained All-America honors at Penn State and was the number one draft pick of the Colts in 1956 . . . was named 1956 Rookie of the Year . . . selected Comeback Player of the Year and Most Valuable Player in 1964, when he scored 20 touchdowns, after many thought his career had ended . . . born November 25, 1933 in Reading, Pa., and attended Reading High School.



Year-Team	GP	RUSHING						RECEIVING					
		No	Yds.	Avg.	LG	TD	No.	Yds.	Avg.	LG	TD		
1956-Balt . . . . .	12	86	649	7.5	79t	8	11	102	9.3	27	1		
1957-Balt . . . . .	12	98	488	5.0	55t	3	40	687	17.2	82t	7		
1958-Balt . . . . .	12	82	598	7.3	73t	7	50	938	18.8	77t	7		
1959-Balt . . . . .	12	92	422	4.6	31t	2	47	846	18.0	71	6		
1960-Balt . . . . .	12	91	374	4.1	57t	4	45	936	20.8	80t	9		
1961-Balt . . . . .	13	92	648	7.0	54t	7	49	728	14.9	72t	8		
1962-Balt . . . . .	10	106	470	4.4	25	2	18	215	11.9	80t	2		
1963-Balt . . . . .	7	27	136	5.0	25t	2	21	288	13.7	34	2		
1964-Balt . . . . .	14	157	584	3.7	32t	16	21	472	22.5	74t	3		
1965-Balt . . . . .	12	133	464	3.5	28t	5	27	414	15.3	52t	3		
1966-Balt . . . . .	13	63	209	3.3	18	3	21	260	12.4	36	0		
1967-Balt . . . . .	14	42	132	3.1	21	4	13	153	11.8	37	0		
<b>TOTALS . . . . .</b>	<b>143</b>	<b>1069</b>	<b>5174</b>	<b>4.8</b>	<b>79t</b>	<b>63</b>	<b>363</b>	<b>6039</b>	<b>16.6</b>	<b>82t</b>	<b>48</b>		


**Kick-Off Returns:** 49 - 1180 - 24.1 - 92t - 1  
**Punt Returns:** 14 - 56 - 4.0 - 15 - 0





**JIM PARKER**, Guard and Tackle, 6-3, 272, Ohio State

A member of both the Professional and National Football Foundation Halls of Fame. . . the Colts first draft pick in 1957, after twice being named All-America (1955-56) as a guard at Ohio State. . . winner of the 1956 Outland Trophy as the nation's outstanding lineman. . . also played linebacker collegiately. . . his 1954 team won the Rose Bowl and the national championship. . . named to the modern all-time All-America college football team in 1969, which was selected as part of the 100th anniversary of college football. . . was all-pro eight consecutive seasons (1958-65) and played in the Pro Bowl following each of those seasons. . . started as the left tackle for the Colts, was moved in 1962 to left guard, and back to tackle in 1966. . . announced retirement near end of the 1967 season in which he only played in three games because of a leg injury. . . played in 139 consecutive games, the second longest string in Colt history. . . streak ended when he missed the Colts game with San Francisco at Memorial Stadium on Oct. 10, 1967. . . born April 8, 1934 in Macon, Georgia and attended Scott High School in Toledo, Ohio.



**JOHN UNITAS**, QB, 6-1, 196, Louisville

1973 was the end of an era in the NFL. John Unitas, the greatest quarterback ever to put on shoulder pads, retired. After 18 years, Unitas left the game with a helmet full of records.

He was the first quarterback to pass for more than 40,000 yards. His NFL records include most consecutive seasons leading the league in touchdown passes (4) and most consecutive games with a TD pass (47), a feat that rivals Joe DiMaggio's 56-game hitting streak.


He ended his career ranked number one in NFL history in six categories: most passes attempted (5,186), most passes completed (2,830), most yards gained passing (40,239), most seasons 3,000 yards or more passing (3), most games with 300 yards or more passing (26) and most touchdown passes (290).

He also set several post-season marks including highest career completion percentage (62.9) and most yards gained in championship play (1,177).

In his 17 seasons with the Colts, he established 22 records. During his stay in Baltimore, Unitas was named the NFL's Most Valuable Player three times and played in 10 Pro Bowls, the most ever by a Colt. He was 5 times named All-Pro.

With Unitas calling signals, the Colts won World Championships in 1958 and 1959 and the Super Bowl title in 1970.

Unitas opened his quarterback career with the Colts throwing an interception for a TD to J.C. Caroline of the Bears on October 21, 1956. He ended his career with the Colts by throwing a TD to Eddie Hinton on December 3, 1972. Between those two passes he provided an entire generation of football fans with memories and moments that they will never forget.





## HALL OF FAME

- 1956 Called the "Cinderella Kid" sets NFL mark for completion percentage by a rookie 55.6%
- 1957 Throws for 2,550 yds and 24 TDs and is named NFL MVP.
- 1958 Led Colts to 23-17 overtime win against N.Y. Giants for World Championship.
- 1959 Throws record 32 TDs and leads team to second World Championship.
- 1960 Streak of 47 consecutive games with a TD pass ends. Sets an NFL record of 3,099 yds passing.
- 1963 Completes 237 passes for NFL record.
- 1964 Named the NFL's MVP, had only 6 of 305 pass attempts intercepted.
- 1966 Tops NFL record for career TDs with 232 and most yards gained passing 29,539.
- 1967 Leads the team to a 11-1-2 record and wins his third MVP award in the NFL.
- 1969 Named the NFL's greatest quarterback in honor of the 50th Anniversary of the league. Named the player of the decade by the Associated Press.
- 1970 Leads the team to its first AFC championship. Suffers a rib injury in the first half of the Colts 16-13 Super Bowl win over the Dallas Cowboys.
- 1973 Career ends with 40,239 yds passing on 5,186 attempts and 2,830 completions with 290 TDs, all NFL records.

Year-Team	Att.	Comp.	Yards	Pct.	TD	Int
1956-Balt	198	110	1498	55.6	9	10
1957-Balt	301	172	2550	57.1	24	17
1958-Balt	263	136	2007	51.7	19	7
1959-Balt	367	193	2899	52.6	32	14
1960-Balt	378	190	3099	50.3	25	24
1961-Balt	420	229	2990	54.5	16	24
1962-Balt	389	222	2967	57.1	23	23
1963-Balt	410	237	3481	57.8	20	12
1964-Balt	305	158	2824	51.8	19	6
1965-Balt	282	164	2530	58.2	23	12
1966-Balt	348	195	2748	56.0	22	24
1967-Balt	436	255	3428	58.5	20	16
1968-Balt	32	11	139	34.4	2	4
1969-Balt	327	178	2342	54.4	12	20
1970-Balt	321	166	2213	51.7	14	18
1971-Balt	176	92	942	52.3	3	9
1972-Balt	157	88	1111	56.1	4	6
1973-S.D.	76	34	471	44.7	3	7
<b>TOTALS</b>	<b>5186</b>	<b>2830</b>	<b>40239</b>	<b>54.6</b>	<b>290</b>	<b>253</b>

## THE FAMILY TREE

### Franchise

Years	Club Name	Home Field
1944-48	Bost Yanks (Founded by Kate Smith and Ted Collins)	Fenway Park
1949	New York Bulldogs	Polo Grounds
1950-51	New York Yanks	Yankee Stadium
1952	Dallas Texans	Cotton Bowl
1953-83	Baltimore Colts	Memorial Stadium
1984-	Indianapolis Colts	Hoosier Dome





**RETIRED COLTS JERSEYS**

19	Johnny Unitas	70	Art Donovan
22	Buddy Young	77	Jim Parker
24	Lenny Moore	82	Raymond Berry
	89	Gino Marchetti	

**ALL-PRO COLTS**

*First-team selections only.*

- 1953—Tom Keane, HB
- 1954—Art Donovan, DT
- 1955—Alan Ameche, FB; Art Donovan, DT; Bert Rechichar, HB
- 1956—Art Donovan, DT; Gino Marchetti, DE
- 1957—Milt Davis, DHB; Art Donovan, DT; Gino Marchetti, DE; John Unitas, QB
- 1958—Raymond Berry, WR; Gene Lipscomb, DT; Gino Marchetti, DE; Lenny Moore, RB; Jim Parker, T; John Unitas, QB
- 1959—Raymond Berry, WR; Gene Lipscomb, DT; Gino Marchetti, DE; Lenny Moore, RB; Andy Nelson, DHB; Jim Parker, T; Art Spinney, G; John Unitas, QB
- 1960—Raymond Berry, WR; Gene Lipscomb, DT; Gino Marchetti, DE; Lenny Moore, RB; Jim Parker, T
- 1961—Gino Marchetti, DE; Lenny Moore, RB; Jim Parker, T
- 1962—Gino Marchetti, DE; Jim Parker, G-T
- 1963—Gino Marchetti, DE; Jim Parker, G
- 1964—Bob Boyd, DHB; Gino Marchetti, DE; Lenny Moore, RB; Jim Parker, G; John Unitas, QB; Bob Vogel, T
- 1965—Bob Boyd, DHB; Jimmy Orr, FL; Jim Parker, G; John Unitas, QB; Bob Vogel, T
- 1966—Bob Boyd, DHB; John Mackey, TE
- 1967—John Mackey, TE; Willie Richardson, FL; John Unitas, QB; Bob Vogel, T
- 1968—Bob Boyd, DHB; Mike Curtis, LB; John Mackey, TE; Earl Morrall, QB; Bob Vogel, T; Rick Volk, S
- 1969—David Lee, P
- 1970—David Lee, P; Jerry Logan, S; Bubba Smith, DE; Rick Volk, S
- 1971—Ted Hendricks, LB; Bubba Smith, DE; Rick Volk, S
- 1975—George Kunz, T
- 1976—John Dutton, DE; Bert Jones, QB
- 1983—Rohn Stark, P
- 1987—Eric Dickerson, RB
- 1988—Eric Dickerson, RB



## PRO-BOWL COLTS

### PRO BOWL COLTS

*Selections are listed by seasons and not by the year in which the Pro Bowl game was played. (\*) Pro Bowl Outstanding Players*

- 1953—Dick Barwegen, Art Donovan, Tom Keane, George Taliaferro
- 1954—Art Donovan, Gino Marchetti, Buddy Young
- 1955—Alan Ameche, Art Donovan, Gino Marchetti, Bert Rechichar, Dick Szymanski
- 1956—Alan Ameche, Art Donovan, Gino Marchetti, Lenny Moore, Bert Rechichar
- 1957—Alan Ameche, Art Donovan, Gino Marchetti, Jim Mutscheller, Bert Rechichar\*, John Unitas
- 1958—Alan Ameche, Raymond Berry, Don Joyce, Gene Lipscomb, Lenny Moore, Jim Parker, John Unitas
- 1959—Raymond Berry, Gene Lipscomb\*, Gino Marchetti, Lenny Moore, Jim Parker, Art Spinney, John Unitas\*
- 1960—Gino Marchetti, Lenny Moore, Andy Nelson, Jim Parker, Art Spinney, John Unitas\*
- 1961—Raymond Berry, Gino Marchetti, Lenny Moore, Jim Parker, John Unitas
- 1962—Raymond Berry, Gino Marchetti, Jim Parker, Dick Szymanski, John Unitas
- 1963—Raymond Berry, John Mackey, Gino Marchetti\*, Jim Parker, John Unitas\*
- 1964—Raymond Berry, Bobby Boyd, Gino Marchetti, Lenny Moore, Jim Parker, Dick Szymanski, Bob Vogel, John Unitas
- 1965—Jerry Logan, John Mackey, Jim Parker, Bob Vogel
- 1966—Ordell Braase, Lenny Lyles, John Mackey, John Unitas
- 1967—Ordell Braase, John Mackey, Fred Miller, Willie Richardson, John Unitas, Bob Vogel, Rick Volk
- 1968—Bob Boyd, Mike Curtis, John Mackey, Tom Matte, Earl Morrall, Willie Richardson, Bob Vogel
- 1969—Tom Matte, Fred Miller, Rick Volk
- 1970—Mike Curtis, Jerry Logan, Bubba Smith
- 1971—Norm Bulaich, Bill Curry, Mike Curtis, Ted Hendricks, Jerry Logan, Bubba Smith, Bob Vogel, Rick Volk
- 1972—Bill Curry, Ted Hendricks, Bruce Laird
- 1973—Ted Hendricks
- 1974—Mike Curtis
- 1975—John Dutton, George Kunz, Lydell Mitchell
- 1976—Roger Carr, John Dutton, Bert Jones, George Kunz, Toni Linhart, Lydell Mitchell
- 1977—Mike Barnes, John Dutton, George Kunz, Toni Linhart, Lydell Mitchell
- 1979—Joe Washington
- 1983—Chris Hinton
- 1985—Chris Hinton, Rohn Stark
- 1986—Ray Donaldson, Chris Hinton, Rohn Stark
- 1987—Dean Biasucci, Duane Bickett, Eric Dickerson, Ray Donaldson, Chris Hinton, Ron Solt
- 1988—Eric Dickerson, Ray Donaldson, Chris Hinton
- 1989—Eric Dickerson, Ray Donaldson, Chris Hinton
- 1990—Rohn Stark, Clarence Verdin
- 1992—Rohn Stark, Clarence Verdin



# CHAMPIONSHIP GAMES



## COLTS CHAMPIONSHIP GAMES

### NFL CHAMPIONSHIP DEC. 28, 1958 YANKEE STADIUM

**BALTIMORE 23, NEW YORK 17**—Quarterback Johnny Unitas took the Colts 80 yards in 13 plays, the last a one-yard carry by Alan Ameche through the right side of the Giant line at 8 minutes, 15 seconds of sudden death overtime. The regulation game ended 17-17 when Baltimore's Steve Myhra booted a 20-yard field goal seconds from the gun. It has been called "the greatest game ever played" and the 64,185 who watched it at Yankee Stadium agree.

Baltimore . . . . . 0 14 0 3 6-23

New York . . . . . 3 0 7 7 0-17

NY—FG Summerall 36

Balt—Ameche 2 plunge (Myhra kick)

Balt—Berry 15 pass from Unitas (Myhra kick)

NY—Triplet 1 plunge (Summerall kick)

NY—Gifford 15 pass from Conerly (Summerall kick)

Balt—FG Myhra 20

Balt—Ameche 1 plunge (No conversion attempted)

#### Passing

Balt—Unitas (26-40-349). 1 TD. 1 Int. L-60

NY—Conerly (10-14-187). 1 TD. 0 Int. L-67

#### Rushing

Balt—Ameche (14-65). Dupre (11-30).

Moore (8-23)

NY—Gifford (12-60). Webster (12-24)

#### Receiving

Balt—Berry (12-178). Moore (6-101). Mutscheller (3-46)

NY—Rote (2-76). Schnelker (2-63)

### NFL CHAMPIONSHIP DEC. 27, 1959 BALTIMORE MEMORIAL STADIUM

**BALTIMORE 31, NEW YORK 16**—The Giants led 9-7 after three periods by virtue of three field goals by Pat Summerall, but Baltimore's crack defensive backfield took charge in the final quarter, three times making interceptions that resulted in scores. Colt quarterback Johnny Unitas scored one TD and passed for two before a home crowd of 57,545 in Memorial Stadium.

New York . . . . . 3 3 3 7-16

Baltimore . . . . . 7 0 0 24-31

Balt—Moore 59 pass from Unitas (Myhra kick)

NY—FG Summerall 23

NY—FG Summerall 37

NY—FG Summerall 22

Balt—Unitas 4 run (Myhra kick)

Balt—Richardson 12 pass from Unitas (Myhra kick)

Balt—Sample 42 intercepted pass (Myhra kick)

Balt—FG Myhra 25

NY—Schnelker 32 pass from Conerly (Summerall kick)

#### Passing

Balt—Unitas (18-29-264). 2 TDs. 0 Int. L-59

NY—Conerly (16-35-232). 0 TDs. 2 Int. L-48

#### Rushing

Balt—Ameche (9-31). Sommer (6-15). Pricer (4-14).

NY—Gifford (9-50). Triplet (5-37). Webster (8-25)

#### Receiving

Balt—Moore (3-126). Berry (5-68). Mutscheller (5-40)

NY—Schnelker (9-175). Rote (2-41). King (4-17)

### NFL CHAMPIONSHIP DEC. 27, 1964 CLEVELAND STADIUM

**CLEVELAND 27, BALTIMORE 0**—Both teams drew blanks in the first half but the Browns nailed down the World Championship with a 17-point third quarter. Quarterback Frank Ryan and fullback Jim Brown made the Cleveland attack click, as it rolled up 20 first downs to Baltimore's 11 and outgained the Colts, 339 to 171 yards. Ryan completed 11 of 18 passes for 206 yards and three touchdowns—all to end Gary Collins from distances of 18, 42 and 51 yards, while the brilliant Brown bulled for 114 yards on 27 shots as Cleveland controlled the ball. Attendance was 79,544.

Baltimore . . . . . 0 0 0 0-0

Cleveland . . . . . 0 0 17 10-27

Cleve—FG Groza 43

Cleve—Collins 18 pass from Ryan (Groza kick)

Cleve—Collins 42 pass from Ryan (Groza kick)

Cleve—Collins 51 pass from Ryan (Groza kick)

Cleve—FG Groza 3

#### Passing

Balt—Unitas (12-20-95) 0 TDs. 2 Int. L-23

Cleve—Ryan (11-18-206) 3 TDs. 1 Int. L-51

#### Rushing

Balt—Moore (9-40). Hill (9-31). Unitas (6-30)

Cleve—Brown (27-114). L-46. Green (10-29)

#### Receiving

Balt—Berry (3-38). Orr (2-31). Lonick (3-18)

Cleve—Collins (5-130). Brown (3-37). Brewer (2-26)



# CHAMPIONSHIP GAMES

## NFL WESTERN DIVISION PLAYOFF

DEC. 26, 1965 LAMBEAU FIELD

**GREEN BAY 13, BALTIMORE 10**—A courageous effort by the undermanned Colts was doomed by a pair of Don Chandler field goals—one with 1:58 remaining from 22 yards to tie the score and a second of 25 yards to conclude 13:39 of "sudden-death" action. The Colts had jumped ahead 7-0, after 21 seconds of play when Don Shinnick scooped up Bill Anderson's fumble and trudded 25 yards to the end zone. They protected their edge tenaciously until the finish as Tom Matte went the route at quarterback, rushing for 57 yards and passing for 40. Zeke Bratkowski, subbing for the injured Bart Starr, completed 22 of 39 aerials for 248 yards. The Packers ran 80 plays to the Colts' 59 and led in first downs, 23-9. Attendance was 50,484.

Baltimore . . . . . 7 3 0 0 0—10  
Green Bay . . . . . 0 0 7 3 3—13  
Balt—Shinnick 25 fumble return (Michaels kick)  
Balt—FG Michaels 15  
GB—Hornung 1 run (Chandler kick)  
GB—FG Chandler 22  
GB—FG Chandler 25

**Passing**  
Balt—Matte (5-12-40), 0 TDs, 0 Int, L-16  
GB—Bratkowski (22-39-248), 0 TDs, 2 Int, L-33

**Rushing**  
Balt—Matte (17-57), Hill (16-57), Moore (12-33)  
GB—Taylor (23-60), Hornung (10-33), Pitts (3-14)

**Receiving**  
Balt—Mackey (3-25), Moore (2-15)  
GB—Anderson (8-78), Dowler (5-50), Hornung (4-42), Dale (3-63)

## NFL PLAYOFF

DEC. 22, 1968 BALTIMORE MEMORIAL STADIUM

**BALTIMORE 24, MINNESOTA 14**—It was a cold, rainy day when the Colts tucked away the Western Conference championship of the National Football League. Just as they had done earlier in the season, the Vikings provided some uncomfortable moments after the Colts managed to obtain a big lead. It wasn't until late in the first half that the Colts were able to nab a 7-0 lead on Earl Morrall's pass to Tom Mitchell after Willie Richardson's diving catch of a 33-yard aerial put the ball at the three. John Mackey's touchdown reception and Mike Curtis' 60-yard return of a fumble made it 21-0 after three quarters. Viking quarterback Joe Kapp refused to give up and fired TD passes to Bill Martin and Bill Brown before time ran out on him. Attendance was 60,238.

Minnesota . . . . . 0 0 0 14—14  
Baltimore . . . . . 0 7 14 3—24  
Balt—Mitchell 3 pass from Morrall (Michaels kick)  
Balt—Mackey 49 pass from Morrall (Michaels kick)  
Balt—Curtis 60 fumble return (Michaels kick)  
Minn—Martin 1 pass from Kapp (Cox kick)  
Balt—FG Michaels 33  
Minn—Brown 7 pass from Kapp (Cox kick)

**Passing**  
Balt—Morrall (13-22-280), 2 TDs, 1 Int, L-49  
Minn—Kapp (26-44-287), 2 TDs, 2 Int

**Rushing**  
Balt—Matte (14-31), Hill (8-10)  
Minn—Kapp (10-52), Brown (10-30)

**Receiving**  
Balt—Richardson (6-148), Mackey (3-92), Orr (2-36)  
Minn—Brown (8-82), Washington (5-95), Beasley (5-69)

## NFL CHAMPIONSHIP

DEC. 27, 1968 CLEVELAND STADIUM

**BALTIMORE 34, CLEVELAND 0**—After a scoreless first period, Baltimore's Tom Matte scored two of his record-tying three touchdowns in a 17-point Colts' second quarter. Meanwhile, the capacity crowd of 80,628 at Cleveland Stadium saw the Browns held scoreless for only the second time in the club's history as the Colts registered their fourth shutout of the season.

Baltimore . . . . . 0 17 7 10—34  
Cleveland . . . . . 0 0 0 0—0  
Balt—FG Michaels 28  
Balt—Matte 1 run (Michaels kick)  
Balt—Matte 12 run (Michaels kick)  
Balt—Matte 2 run (Michaels kick)  
Balt—FG Michaels 10  
Balt—T. Brown 4 run (Michaels kick)

**Passing**  
Balt—Morrall (11-25-169) 0 TDs, 1 Int, L-38  
Clev—Nelson (11-26-132) 0 TDs, 2 Int, L-22, Ryan (2-6-19)

**Rushing**  
Balt—Matte (17-88), L-12, Hill (11-60), T. Brown (5-18)  
Clev—Kelly (13-28), Harraway (6-26)

**Receiving**  
Balt—Richardson (3-78), Mackey (2-34), Orr (2-33)  
Clev—Morin (3-41), Harraway (4-40), Warfield (2-30)



# CHAMPIONSHIP GAMES



## SUPER BOWL III JAN. 12, 1969 MIAMI ORANGE BOWL

**NEW YORK JETS 16, BALTIMORE 7**—At Miami Orange Bowl Stadium, attendance 75,337. Jets' quarterback Joe Namath "guaranteed" victory on the Thursday before the game, then went out and led the AFL to its first Super Bowl victory over a Baltimore team that had lost one of 16 games all season. Namath, chosen the outstanding player, completed 17 of 28 passes for 206 yards and directed a steady attack that dominated the NFL champions after the Jet defense had intercepted Colt quarterback Earl Morrall three times in the first half. The Jets had 337 total yards, including 121 yards rushing by Matt Snell. John Unitas, who had missed most of the season with a sore elbow, came off the bench and led Baltimore to its only touchdown late in the fourth quarter after New York led 16-0.

New York (AFL) . . . 0 7 6 3-16  
 Baltimore (NFL) . . . 0 0 0 7-7  
 NY—Snell 4 run (Turner kick)  
 NY—FG Turner 32  
 NY—FG Turner 30  
 NY—FG Turner 9  
 Balt—Hill 1 run (Michaels kick)

### Passing

Balt—Morrall (6-17-71) 0 TDs. 3 Int. L-30  
 Unitas (11-24-110) 0 TDs. 1 Int. L-21  
 NY—Namath (17-28-206) 0 TD. 0 Int. L-39  
 Parilli (0-1-0)

### Rushing

Balt—Matte (11-116). L-58, Hill (9-29). L-12  
 NY—Snell (30-121). L-12, Boozer (10-29)

### Receiving

Balt—Richardson (6-58). Orr (3-42). Mackey (3-35)  
 NY—Sauer (8-133). Snell (4-40)

## AFC PLAYOFF DEC. 26, 1970 BALTIMORE MEMORIAL STADIUM

**BALTIMORE 17, CINCINNATI 0**—Attendance 51,127. John Unitas connected with TD passes to Roy Jefferson and Ed Hinton in the first and fourth quarters and led the Colts into the AFC title game by defeating Cincinnati. The Baltimore defense came through on a cold, windy day and limited Cincinnati to 63 yards rushing and 76 yards passing. Norm Bulaich, Colts' rookie rusher, picked up 116 yards on 25 carries. Jim O'Brien, Colts' rookie kicker and leading scorer, connected with a 44-yard FG, missed one from the same distance. A 49-yard FG try by Horst Muhlmann was blocked by Ray May. Mike Curtis, Colts' middle linebacker, made the game's only interception, picking off one of Virgil Carter's fourth-period passes, to set up an eventual final Colt score.

Cincinnati . . . . . 0 0 0 0-0  
 Baltimore . . . . . 7 3 0 7-17  
 Balt—Jefferson 45 pass from Unitas (O'Brien kick)  
 Balt—FG O'Brien 44  
 Balt—Hinton 53 pass from Unitas (O'Brien kick)

### Passing

Balt—Unitas (6-17-145). 2 TDs. 0 Int. L-53  
 Cin—Carter (7-20-64). 0 TDs. 1 Int. L-29  
 Wyche (1-1-29). 0 TDs. 1 Int

### Rushing

Balt—Bulaich (25-116). Nowatzke (10-25)  
 Cin—Robinson (5-25). Phillips (10-12)

### Receiving

Balt—Hinton (3-86). Jefferson (2-51)  
 Cin—Myers (4-66). Phillips (2-12)

## AFC CHAMPIONSHIP JAN. 3, 1971 BALTIMORE MEMORIAL STADIUM

**BALTIMORE 27, OAKLAND 17**—At Memorial Stadium, Baltimore, Md., attendance 56,368. Johnny Unitas' passing and play calling, and the running of rookie Norm Bulaich, powered the Colts to the first AFC Championship. Bulaich scored twice and Unitas picked up 245 yards on 11 completions, with his key one coming in the fourth quarter on a 68-yard touchdown reception by Ray Perkins out of a formation of four wide receivers. George Blanda (who at 43 became the oldest player to perform in a title game when he replaced injured Daryle Lamonica in the second period) threw TD passes to Fred Biletnikoff and Warren Wells, but was intercepted three times. Ed Hinton caught five passes for the Colts for 115 yards.

Oakland . . . . . 0 3 7 7-17  
 Baltimore . . . . . 3 7 10 7-27  
 Balt—FG O'Brien 16  
 Balt—Bulaich 2 run (O'Brien kick)  
 Oak—FG Blanda 48  
 Oak—Biletnikoff 38 pass from Blanda (Blanda kick)  
 Balt—FG O'Brien 23  
 Balt—Bulaich 11 run (O'Brien kick)  
 Oak—Wells 15 pass from Blanda (Blanda kick)  
 Balt—Perkins 68 pass from Unitas (O'Brien kick)

### Passing

Balt—Unitas (11-30-245). 1 TD. 0 Int. L-68  
 Oak—Lamonica (1-4-6). 0 TD. 0 Int  
 Blanda (17-32-271). 2 TDs. 3 Int. L-38

### Rushing

Balt—Bulaich (22-71). Nowatzke (8-32)  
 Oak—Dixon (10-51). C. Smith (9-44)

### Receiving

Balt—Hinton (5-115). Perkins (2-80). Jefferson (3-36)  
 Oak—Wells (5-108). Biletnikoff (5-92)



# CHAMPIONSHIP GAMES

## SUPER BOWL V

JAN. 17, 1971 MIAMI ORANGE BOWL

**BALTIMORE 16, DALLAS 13**—At Miami Orange Bowl Stadium, attendance 79,204. Colts' rookie Jim O'Brien climaxed one of the zaniest professional football games ever played by lofting a 32-yard field goal through the Orange Bowl uprights with five seconds left in regulation time to give Baltimore a 16-13 Super Bowl win. The brutal defensive struggle resulted in 11 turnovers, which prevented a fluid, artistic performance but contributed to the drama of the contest. Dallas nearly put the game away early in the third period when, leading 13-6, the Cowboys recovered Jim Duncan's fumble on the 2nd half kickoff and zipped to the Colts' two in five plays. Duane Thomas, however, fumbled on the next play. Rick Volk provided Baltimore with the opportunity to tie halfway through the fourth period when he intercepted Craig Morton on the Dallas 33 and returned it to the three. Tom Nowatzke punctured into the end zone and after O'Brien's PAT it was 13-13. Mike Curtis intercepted another Morton pass on the Dallas 41 in the final minute and ran it back to the 28. The Colts stopped the clock with nine seconds left in the game and O'Brien made history. Morton's desperation pass on the final play of the game was intercepted by Jerry Logan.

Baltimore (AFC) . . . . . 0 6 0 10-16

Dallas (NFC) . . . . . 3 10 0 0-13

Dall—FG Clark 14

Dall—FG Clark 30

Balt—Mackey 75 pass from Unitas

(O'Brien kick blocked)

Dall—Thomas 7 pass from Morton (Clark kick)

Balt—Nowatzke 2 run (O'Brien kick)

Balt—FG O'Brien 32

### Passing

Balt—Unitas (3-8-88). 1 TD. 2 Int. L-75

Morrall (7-15-147). 1 Int. L-65. Havrilak (1-1-25)

Dall—Morton (12-26-127). 1 TD. 3 Int. L-41

### Rushing

Balt—Nowatzke (10-33). Bulaich (18-28)

Dall—Garrison (12-65). Thomas (18-37)

### Receiving

Balt—Jefferson (3-52). Mackey (2-80)

Dall—Reeves (5-46). Thomas (4-21)

## AFC PLAYOFF

DEC. 26, 1971 CLEVELAND STADIUM

**BALTIMORE 20, CLEVELAND 3**—Attendance 74,082. Don Nottingham, playing for the injured Norm Bulaich, scored two TDs and rushed for 92 yards while Baltimore's strong defense dominated play in a 20-3 Colt victory over the Cleveland Browns that sent Baltimore into the AFC finals. Jim O'Brien added two field goals for the Colts and Don Cockroft, who had two kicks blocked by Bubba Smith, produced the Brown's only points. Rick Volk intercepted two of Bill Nelsen's passes and Charlie Stukes picked off a third. John Unitas went all the way, blending the strong running of Nottingham with passes to his favorite target, tight end Tom Mitchell, who caught 5 for 73 yards.

Baltimore . . . . . 0 14 3 3-20

Cleveland . . . . . 0 0 3 0-3

Balt—Nottingham 1 run (O'Brien kick)

Balt—Nottingham 7 run (O'Brien kick)

Cle—FG Cockroft 14

Balt—FG O'Brien 42

Balt—FG O'Brien 15

### Passing

Balt—Unitas (13-21-143). 0 TDs. 1 Int. L-26

Cle—Nelsen (9-21-104). 0 TDs. 3 Int. L-39

Phipps (3-6-27). 0 TDs. 0 Int. L-13

### Rushing

Balt—Nottingham (23-92). Matte (16-26)

Cle—Kelly (14-49). Scott (8-25)

### Receiving

Balt—Mitchell (5-73). Matte (3-22). Hinton (2-30)

Cle—Scott (5-41). Kelly (4-24)

## AFC CHAMPIONSHIP

JAN. 2, 1972 MIAMI ORANGE BOWL

**MIAMI 21, BALTIMORE 0**—At Orange Bowl, attendance 75,629. The Colts, playing without their starting running backs Norm Bulaich and Tom Matte, still managed to compile 302 total yards to Miami's 286 but were damaged by the Dolphins' big plays—Bob Griese to Paul Warfield 75-yard pass for TD in first period and Dick Anderson's 62-yard interception return for a TD in the third quarter. Larry Csonka carried five yards to a fourth quarter touchdown for Miami. John Unitas completed 20 of 36 passes for 224 yards but Colts were shutout for the first time since Dec. 5, 1965 (0-13 by Chicago Bears). Another big play for Miami was stopping Colts fourth and one attempt at Dolphins' nine-yard line when lead was 7-0.

Baltimore . . . . . 0 0 0 0-0

Miami . . . . . 7 0 7 7-21

Mia—Warfield 75 pass from Griese (Yepremian kick)

Mia—Anderson 62 interception return (Yepremian kick)

Mia—Csonka 5 run (Yepremian kick)

### Passing

Balt—Unitas (20-36-224) 0 TDs. 3 Int. L-27

Mia—Griese (4-8-158) 1 TD. 1 Int. L-75

### Rushing

Balt—McCauley (15-50). Nottingham (11-33)

Mia—Kiick (18-66). Csonka (15-63)

### Receiving

Balt—Hinton (6-98). Nottingham (4-26)

Mia—Warfield (2-125). Twilley (2-33)



# CHAMPIONSHIP GAMES



## AFC PLAYOFF

DEC. 27, 1975 THREE RIVERS STADIUM

**PITTSBURGH 28, BALTIMORE 10**—Attendance 49,053. The Colts were able to keep the game close with the defending Super Bowl champions until the final period even without the services of starting QB Bert Jones. Jones sustained a severe bruise to his throwing arm on the Colts first offensive series and was unable to return to action until the fourth quarter. Backup QB Marty Domres generated a second quarter score with a 5-yard TD toss to Glenn Doughty. The Colts trailed 14-10 after three quarters before Pittsburgh QB Terry Bradshaw scored on a 2-yard run midway through the final period. Steelers LB Andy Russell iced the victory in the final two minutes when he returned a Jones fumble 93 yards for a score.

Baltimore . . . . . 0 7 3 0-10  
Pittsburgh . . . . . 7 0 7 14-28

Pitts—Harris 8 run (Gerela kick)  
Balt—Doughty 5 pass from Domres (Linhart kick)  
Balt—FG Linhart 21  
Pitts—Bleier 7 run (Gerela kick)  
Pitts—Bradshaw 2 run (Gerela kick)  
Pitts—Russell 93 fumble recovery (Gerela kick)

### Passing

Balt—Jones (6-11-91), 0 TD, 0 Int, L-58  
Domres (2-11-9), 1 TD, 2 Int, L-5  
Pitts—Bradshaw (8-13-103), 0 TD, 2 Int, L-34

### Rushing

Balt—Mitchell (26-63), Domres (4-17)  
Pitts—Harris (27-153), Bleier (12-28)

### Receiving

Balt—Mitchell (4-20), Doughty (2-63)  
Pitts—Lewis (3-65), Swann (2-15)

## AFC PLAYOFF

DEC. 19, 1976 BALTIMORE MEMORIAL STADIUM

**PITTSBURGH 40, BALTIMORE 14**—Attendance 60,020. The Colts were playing "catch-up" ball all afternoon as the Steelers struck early and often. On the third play of the game, Pittsburgh stunned the Colts defense with a 76 yard TD bomb from Terry Bradshaw to Frank Lewis. Baltimore countered with a first quarter Bert Jones TD pass to Roger Carr covering 17 yards but it would be the Colts only score until the final period. A 60 yard kickoff return by Theo Bell and a 50 yard Franco Harris burst from scrimmage were key plays in building the Steelers 26-7 halftime lead. The Pittsburgh offense amassed 526 total yards as Bradshaw threw for 264 and Harris picked up 132 on the ground.

Pittsburgh . . . . . 9 17 0 14-40  
Baltimore . . . . . 7 0 0 7-14

Pitts—Lewis 76 pass from Bradshaw (kick failed)  
Pitts—FG Gerela 45  
Balt—Carr 17 pass from Jones (Linhart kick)  
Pitts—Harrison 1 run (Gerela kick)  
Pitts—Swann 29 pass from Bradshaw (Gerela kick)  
Pitts—FG Gerela 25  
Pitts—Swann 11 pass from Bradshaw (Gerela kick)  
Balt—Leaks 1 run (Linhart kick)  
Pitts—Harrison 10 run (Mansfield kick)

### Passing

Balt—Jones (11-25-144), 1 TD, 2 Int, L-25  
Pitts—Bradshaw (14-18-264) 3 TDs, 0 Int, L-76  
Kruczek (5-6-44), 0 TD, 0 Int, L-15

### Rushing

Balt—Mitchell (16-55), Leaks (4-12)  
Pitts—Harris (18-132), Fuqua (11-54), Harrison (10-40)

### Receiving

Balt—Mitchell (5-42), Chester (3-42), Carr (2-35)  
Pitts—Swann (5-77), Harrison (4-37), Lewis (2-103)

## AFC PLAYOFF

DEC. 24, 1977 BALTIMORE MEMORIAL STADIUM

**OAKLAND 37, BALTIMORE 31**—Attendance 60,763. In one of the longest football games ever played, the Colts and Raiders needed six quarters to decide the winner of their AFC playoff game. An Errol Mann 22 yard FG with only 26 seconds left in regulation time put the game into overtime tied at 31. After a scoreless fifth quarter, Oakland ended the game when Ken Stabler hit TE Dave Casper for a 10 yard score. The lead changed hands nine times throughout the game. The Colts had some outstanding individual efforts in all facets of the game. On offense, Ron Lee came off the bench to rush for 46 yards on 11 carries and two TDs. Defensively, Bruce Laird intercepted two passes and returned one 61 yards for a TD. On special teams, Marshall Johnson raced 87 yards with a kickoff for a score.

Oakland . . . . . 7 0 14 10 0 6-37  
Baltimore . . . . . 0 10 7 14 0 0-31

Oak—Davis 30 run (Mann kick)  
Balt—Laird 61 int ret (Linhart kick)  
Balt—FG Linhart 36  
Oak—Casper 8 pass from Stabler (Mann kick)  
Balt—Johnson 87 KO ret (Linhart kick)  
Oak—Casper 10 pass from Stabler (Mann kick)  
Balt—Lee 1 run (Linhart kick)  
Oak—Banaszak 1 run (Mann kick)  
Balt—Lee 13 run (Linhart kick)  
Oak—FG Mann 22  
Oak—Casper 10 pass from Stabler (no PAT)

### Passing

Balt—Jones (12-26-164), 0 TD, 0 Int, L-30  
Oak—Stabler (21-40-345), 3 TD, 2 Int, L-42

### Rushing

Balt—Mitchell (23-67), Lee (11-46), Leaks (8-35)  
Oak—Van Eeghen (19-76), Davis (16-48), Banaszak (11-37)

### Receiving

Balt—Mitchell (3-39), Scott (2-45), Lee (2-22)  
Oak—Biletnikoff (7-88), Branch (6-113), Casper (4-70)



# CHAMPIONSHIP GAMES/ROSTERS

## AFC PLAYOFF JAN. 9, 1988 CLEVELAND STADIUM

**CLEVELAND 38, INDIANAPOLIS 21**—Attendance 79,838. The Colts and Browns traded first half touchdowns before Cleveland seized control with 17 unanswered second-half points on the way to a 38-21 win. Cleveland held a slight edge 404-315 in net yards, and held running back Eric Dickerson to 50 yards on 15 rushes. Quarterback Bernie Kosar was 20 of 31 for 229 yards and three scores, while quarterback Jack Trudeau hit 21 of 33 tosses for 251 yards and two touchdowns.

### Passing

Indianapolis 7 7 0 7 21  
Cleveland 7 7 7 17 38

Cle: Kosar (31-20-229) 3 TDs, 1 Int.  
Ind: Trudeau (33-21-251) 2 TDs, 1 Int.

Cle—Byner 10 pass from Kosar (Bahr kick)

Ind—Beach 2 pass from Trudeau (Biasucci kick)

Cle—Langhorne 39 pass from Kosar (Bahr kick)

Ind—Dickerson 19 pass from Trudeau (Biasucci kick)

Cle—Byner 2 run (Bahr kick)

Cle—Bahr 22 FG

Cle—Brennan 2 pass from Kosar (Bahr kick)

Ind—Bentley 1 run (Biasucci kick)

Cle—Minnifield 48 interception return (Bahr kick)

### Rushing

Cle: Byner 23-122; Mack 6-38; Manoa 4-10; Kosar 1-5

Ind: Dickerson 15-50; Bentley 4-9; Trudeau 2-4

### Receiving

Cle: Newsome 4-65; Byner 4-36; Brennan 3-25; Mack 3-17; Fontenot 2-20; Langhorne 1-39; Slaughter 1-14; McNeil 1-8; Weathers 1-5

Ind: Dickerson 7-65; Brooks 5-78; Bentley 4-47; Bouza 2-24; Beach 2-6; Bellini 1-21; Murray 1-25

## COLTS WORLD CHAMPIONSHIP TEAMS

### 1958

Won 9 - Lost 3

(\*—starter)

No.	Name	Pos.	Ht.	Wt.	Age	NFL Exp.	College
*35	Ameche, Alan	FB	6-1	220	25	4	Wisconsin
*82	Berry, Raymond	E	6-2	190	25	4	S.M.U.
81	Braase, Ordell	E	6-4	215	26	2	South Dakota
*17	Brown, Raymond	QB-HB	6-2	195	22	1	Mississippi
25	Call, John	HB	6-1	200	23	2	Colgate
*20	Davis, Milt	HB	6-1	190	29	2	U.C.L.A.
21	DeCarlo, Art	HB	6-2	196	27	4	Georgia
*70	Donovan, Art	T	6-3	270	33	9	Boston College
*45	Dupre, L. G.	HB	5-11	190	26	4	Baylor
*83	Joyce, Don	E	6-3	255	29	8	Tulane
78	Krouse, Ray	T	6-3	275	31	8	Maryland
*76	Lipscomb, Gene	T	6-6	288	27	6	Miller (Detroit) HS
26	Lyles, Leonard	HB	6-2	198	22	1	Louisville
*89	Marchetti, Gino	E	6-4	240	31	7	San Francisco
*24	Moore, Lenny	HB	6-1	190	25	3	Penn State
*84	Mutscheller, Jim	E	6-1	215	28	5	Notre Dame
65	Myhra, Steve	G	6-1	235	24	2	North Dakota
*80	Nelson, Andy	HB	6-1	180	25	2	Memphis State
*50	Nutter, Madison	C	6-4	235	27	5	V.P.I.
*77	Parker, Jim	T	6-3	270	24	2	Ohio State
*36	Pellington, Bill	LB	6-2	230	31	6	Rutgers
79	Plunkett, Sherman	T	6-4	265	25	1	Maryland State
*60	Preas, George	T	6-2	245	25	4	V.P.I.
31	Pricer, Billy	FB	5-10	210	23	2	Oklahoma
44	Rechichar, Bert	HB	6-1	210	28	7	Tennessee
47	Sample, John	HB	6-1	203	21	1	Maryland State
*68	Sandusky, Alex	G	6-3	235	26	5	Clarion
*55	Sanford, Leo	LB	6-1	230	29	8	Louisiana Tech
14	Shaw, George	QB	6-0	190	25	4	Oregon
*66	Shinnick, Don	LB	6-0	230	23	2	U.C.L.A.
41	Simpson, Jackie	HB	5-10	180	24	1	Florida
*63	Spinney, Art	G	6-1	230	31	7	Boston College
*23	Taseff, Carl	HB	5-11	190	30	7	John Carroll
64	Thurston, Fred	G	6-1	245	25	1	Valparaiso
*19	Unitas, John	QB	6-1	190	25	3	Louisville

Coaching Staff: Wilbur C. (Weeb) Ewbank, Head Coach; Charles Winner, Backfield Coach; Herman Ball, Offensive Line Coach; John Bridgers, Defensive Line Coach; Bob Shaw, End Coach.

### 1959

Won 9 - Lost 3

No.	Name	Pos.	Ht.	Wt.	Age	NFL Exp.	College
*35	Ameche, Alan	FB	6-1	217	26	5	Wisconsin
*82	Berry, Raymond	E	6-2	190	26	5	S.M.U.
81	Braase, Ordell	E	6-4	242	27	3	South Dakota
17	Brown, Raymond	HB	6-2	195	23	2	Mississippi



# CHAMPIONSHIP ROSTERS



85	Cook, Ed	E	6-4	240	24	2	Maryland
*20	Davis, Mil	HB	6-1	190	30	10	U.C.L.A.
*70	Donovan, Art	T	6-3	270	34	3	Boston College
25	Hawkins, Alex	HB	6-1	190	22	1	South Carolina
*83	Joyce, Don	E	6-3	255	30	9	Tulane
78	Krouse, Ray	T	6-3	275	32	9	Maryland
43	Lewis, Harold	HB	6-1	195	23	1	Houston
*76	Lipscomb, Gene	T	6-6	288	28	7	Miller (Detroit) HS
*89	Marchetti, Gino	E	6-4	240	32	8	San Francisco
64	Matuszak, Marv	LB	6-2	232	28	6	Tulsa
*24	Moore, Lenny	HB	6-1	190	26	4	Penn State
*84	Mutscheller, Jim	E	6-1	215	29	6	Notre Dame
65	Myhra, Steve	G-LB	6-1	235	25	3	North Dakota
*80	Nelson, Andy	HB	6-1	180	26	3	Memphis State
*50	Nutter, Madison	C	6-4	235	28	6	V.P.I.
*77	Parker, Jim	T	6-3	270	25	3	Ohio State
*36	Pellingington, Bill	LB	6-2	230	32	7	Rutgers
79	Plunkett, Sherman	T	6-4	265	26	2	Maryland State
*60	Preas, George	T	6-2	245	26	5	V.P.I.
31	Pricer, Billy	FB	5-10	210	24	3	Oklahoma
44	Rechichar, Bert	E-LB	6-1	210	29	8	Tennessee
87	Richardson, Jerry	E	6-3	185	23	1	Wofford
*47	Sample, John	HB	6-1	203	22	2	Maryland State
*68	Sandusky, Alex	G	6-3	235	27	6	Clarion
86	Sherer, Dave	E	6-3	210	22	1	S.M.U.
*66	Shinnick, Don	LB	6-0	230	24	3	U.C.L.A.
41	Simpson, Jackie	HB	5-10	180	25	2	Florida
*26	Sommer, Mike	HB	5-11	190	25	2	George Washington
*63	Spinney, Art	G	6-1	230	32	8	Boston College
*52	Szymanski, Dick	LB-C	6-3	230	27	4	Notre Dame
*23	Taseff, Carl	HB	5-11	190	31	8	John Carroll
*19	Unitas, John	QB	6-1	190	26	4	Louisville

Coaching Staff: Wilbur C. (Weeb) Ewbank, Head Coach; Charles Winner, Backfield Coach; Herman Ball, Offensive Line Coach; John Sandusky, Defensive Line Coach; Don McCafferty, End Coach.

## 1970

Won 11 - Lost 2 - Tied 1

No.	Name	Pos.	Ht.	Wt.	Age	NFL Exp.	College
14	Morrall, George	QB	5-11	190	28	7	Miami
*15	Morrall, Earl	QB	6-2	206	36	15	Michigan State
17	Havrilak, Sam	RB	6-2	195	22	2	Bucknell
*19	Unitas, John	QB	6-1	196	37	15	Louisville
*20	Logan, Jerry	S	6-1	190	29	8	W. Texas State
21	Volk, Rick	S	6-3	195	25	4	Michigan
25	Curtis, Tom	S	6-1	196	22	1	Michigan
27	Perkins, Ray	WR	6-0	183	28	4	Alabama
28	Orr, Jimmy	WR	5-11	185	34	13	Georgia
29	Maliska, Paul	DB	6-1	190	22	1	Florida
30	Gardin, Ron	CB	5-11	180	25	1	Arizona
*32	Curtis, Mike	LB	6-2	232	26	6	Duke
*33	Hinton, Ed	WR	6-0	200	23	2	Oklahoma
*34	Nowatzke, Tom	RB	6-3	230	27	6	Indiana
*35	Duncan, Jim	CB	6-2	200	24	2	Maryland State
*36	Bulaich, Norm	RB	6-1	218	23	1	T.C.U.
40	Maitland, Jack	RB	6-1	210	21	1	Williams
42	Maxwell, Tom	CB	6-2	195	23	2	Texas A&M
45	Hill, Jerry	RB	5-11	217	30	10	Wyoming
*47	Stukes, Charlie	CB	6-3	212	26	4	Maryland State
49	Lee, David	K	6-4	230	26	5	Louisiana Tech
*50	Curry, Bill	C	6-2	235	27	6	Georgia Tech
51	Grant, Bob	LB	6-2	225	23	3	Wake Forest
52	Nichols, Robbie	LB	6-3	220	24	1	Tulsa
54	Goode, Tom	C	6-3	245	31	9	Mississippi State
55	McCullers, Dale	LB	6-1	215	23	2	Florida State
*56	May, Ray	LB	6-1	230	25	4	So. California
60	Wright, George	DT	6-3	260	22	1	Sam Houston
61	Johnson, Cornelius	G	6-2	245	27	3	Virginia Union
*62	Ressler, Glenn	G	6-3	250	27	6	Penn State
67	Larson, Lynn	T	6-4	254	22	1	Kansas State
68	Nelson, Dennis	T	6-5	260	24	1	Illinois State
*71	Sullivan, Dan	G-T	6-3	250	30	9	Boston College
*72	Vogel, Bob	T	6-5	250	28	8	Ohio State
73	Ball, Sam	T	6-4	240	26	5	Kentucky
*74	Smith, Billy Ray	DT	6-4	250	35	12	Arkansas
*75	Williams, John	G	6-3	256	24	3	Minnesota
*76	Miller, Fred	DT	6-3	250	30	8	L.S.U.
*78	Smith, Bubba	DE	6-7	295	25	4	Michigan State
80	O'Brien, Jim	K-WR	6-0	195	22	1	Cincinnati
81	Newsome, Billy	DE	6-4	240	21	1	Grambling
*83	Hendricks, Ted	LB	6-7	215	22	2	Miami
84	Mitchell, Tom	TE	6-2	215	26	4	Bucknell
*85	Hilton, Roy	DE	6-6	240	27	6	Jackson State
*87	Jefferson, Roy	WR	6-2	195	26	6	Utah
*88	Mackey, John	TE	6-2	224	28	8	Syracuse

Coaching Staff: Don McCafferty, Head Coach; John Sandusky, Defensive Line Coach; Dick Bielski, Offensive End Coach; Bob Boyd, Defensive Backfield Coach; Hank Bullough, Linebacker Coach; John Idzik, Offensive Backfield Coach; Lou Rymkus, Offensive Line Coach.



# ALUMNI

The following compilation of Colts alumni includes every player who has ever appeared in a Colts uniform during a regular season National Football League game since 1953. Errors will be corrected if documented.

## Coaches

Ahrens, Dave—Wisconsin	1991	Matthews, Billie—Southern	1985-86
Arnsparger, Bill—Miami (O.)	1964-69	McCafferty, Don—Ohio State	1959-72
Ball, Herman—Davis-Elkins	1956-62	McCormack, Mike—Kansas	1980-81
Baughan, Maxie—Georgia Tech	1975-79	McCulley, Pete—Louisiana Tech	1973-76
Becker, John—Cal State-Northridge	1985-88	Meyer, Ron—Purdue	1986-91
Bielski, Dick—Maryland	1964-72, 77-81	Miller, Red—Western Illinois	1971-72
Blackledge, Ron—Bowling Green	1992-93	Molesworth, Keith—Monmouth	1953
Boutselis, George—North Carolina	1975-81	Muir, Bill—Susquehanna	1989-91
Boyd, Bob—Oklahoma	1969-72, 81	Murphy, Russ—Davidson	1954
Bratkowski, Zeke—Georgia	1982-84	Mutscheller, Jim—Notre Dame	1963
Bridgers, John—Auburn	1957-58	Myers, Chip—NW Oklahoma	1985-88
Briner, Greg—Cal Western	1989	Nicolau, Nick—S. Connecticut	1992-93
Brune, Fred—Ohio State	1993	Noll, Chuck—Dayton	1966-67
Bullough, Hank—Michigan State	1970-72	Painter, Dwan—Rutgers	1992-93
Burnett, Leon—SW Kansas	1987-91	Peay, Francis—Missouri	1992-93
Callahan, Ray—Kentucky	1973	Pellington, Bill—Rutgers	1963
Carson, Bud—N. Carolina	1982	Powers, Clyde—Oklahoma	1980
Catavolos, George—Purdue	1984-93	Richards, Ray—Nebraska	1953
Croom, Sylvester—Alabama	1991	Robertson, Jay—Northwestern	1992-93
Cumiskey, Frank—Ohio State	1954-56	Rowen, Keith—Stanford	1985-88
Cunningham, Gunther—Oregon	1982-84	Rymkus, Lou—Notre Dame	1970
Doll, Don—USC	1974	Sandusky, John—Villanova	1959-72
Douglas, Otis—Wm. & Mary	1953	Scarnecchia, Dante—Cal Western	1989-90
Dovell, Whitey—Maryland	1975-78	Schnellenberger, Howard—Kentucky	1973-74
Dowhower, Rod—San Diego State	1985-86	Seely, Brad—South Dakota State	1989-93
Ewbank, Weeb—Miami (O.)	1954-62	Sefcik, George—Notre Dame	1973
Franklin, Bobby—Mississippi	1973	Shaw, Bob—Ohio State	1957-58
Furness, Steve—Rhode Island	1991	Shula, Don—John Carroll	1963-69
Gibbs, Alex—Davidson	1992	Sidwell, Steve—Colorado	1985
Hawkins, Ralph—Maryland	1978	Smith, Jerry—Wisconsin	1974-76
Hill, George—Denison	1985-88	Symank, John—Florida	1979-81
Huey, Gene—Wyoming	1992-93	Szymanski, Dick—Notre Dame	1974
Hughes, Tom—Purdue	1955	Theoder, Roger—W. Michigan	1982-84
Hunter, Hal—Pittsburgh	1982-84	Thomas, Joe—Ohio Northern	1954, 74
Idzik, John—Maryland	1970-72, 80-81	Valesente, Bob—Ithaca	1982-83
Jackson, Milt—Tulsa	1989-91	Venturi, Rick—Northwestern	1982-93
Kennan, Larry—LaVerne	1989-90	Voris, Dick—San Jose State	1973
Khayat, Ed—Tulane	1977-81	Wasyluk, Nick—Ohio State	1953
Kush, Frank—Michigan State	1982-84	Weber, Chuck—West Chester State	1980-81
Lauterbur, Frank—Mt. Union	1955-56, 74-77	Westhoff, Mike—Wichita State	1982-84
Lovat, Tom—Utah	1985-88	Wietecha, Ray—Northwestern	1980-81
Mann, Richard—Arizona State	1982-84	Winner, Charlie—Washington	1954-65
Marchetti, Gino—USF	1963	Young, George—Bucknell	1970, 73
Marchibroda, Ted—St. Bonaventure	1975-79, 92-93	Zupancic, Tom—Indiana Central	1984-93
Marshall, John—Washington	1986-88	Zwahlen, Ernie—Oregon St.	1979

## Players

Abramowitz, Sid (T) Tulsa	1983, 87	Biasucci, Dean (K) W. Carolina	1984, 86-93
Achica, George (NT) USC	1985	Bickett, Duane (LB) USC	1985-93
Agase, Alex (G) Illinois	1953	Bielski, Dick (E) Maryland	1962-63
Agee, Mel (DE) Illinois	1991-92	Bighead, Jack (E) Pepperdine	1954
Ahrens, Dave (LB) Wisconsin	1985-87	Blackwood, Lyle (S) TSU	1977-80
Allegre, Raul (K) Texas	1983-85	Blados, Brian (OL) North Carolina	1991
Allen, Gerald (B) Omaha	1966	Blandin, Ernie (T) Tulane	1953
Alley, Don (F) Adams St.	1967	Bleick, Tom (B) Georgia Tech	1966
Alston, O'Brien (LB) Maryland	1988-89	Blue, Forrest (C) Auburn	1975-78
Alston, Mack (TE) UMES	1977-80	Boggs, Mark (OT) Ball State	1987
Ambrose, Ashley (DB) Miss. Val. St.	1992-93	Bouza, Matt (WR) California	1982-89
Ameche, Alan (B) Wisconsin	1955-60	Boyd, Bob (DB) Oklahoma	1960-68
Amman, Richard (DE) Florida State	1972-73	Boyer, Mark (TE) USC	1985-89
Anderson, Don (DB) Purdue	1985	Braase, Ordell (DE) S. Dakota	1957-68
Anderson, Kim (DB) Arizona St.	1980-84	Bracelin, Greg (LB) California	1982-84
Anderson, Larry (DB) Louisiana Tech	1982-84	Brady, Kerry (K) Hawaii	1988
Andrews, John (TE) Indiana	1973-74	Bragg, Mike (P) Richmond	1980
Arbuckle, Charles (TE) UCLA	1992-93	Brandes, John (TE) Cameron	1987-89
Armstrong, Harvey (NT) SMU	1986-90	Brandon, Michael (DE) Florida	1993
Atkinson, Jess (K) Maryland	1988	Brazel, Larry (DB) USC	1979-81
Austin, Ocie (DB) Utah St.	1968-69	Brethauer, Monte (E) Oregon	1953-55
Averno, Sisto (G) Muhlenberg	1953-54	Brooks, Bill (WR) Boston U.	1986-92
Bailey, Don (C) Miami	1984-85	Brozki, Bob (OT) Syracuse	1986-88
Bailey, Elmer (WR) Minnesota	1982	Broughton, Willie (NT) Miami (Fla.)	1985-86
Bailey, Jim (DT) Kansas	1970-74	Brown, Barry (E) Florida	1966-67
Baker, Ron (OG) Oklahoma State	1978-79	Brown, Ed (QB) USF	1965
Baker, Shannon (WR) Florida State	1993	Brown, Gordon (RB) Tulsa	1987
Baldinger, Brian (OT) Duke	1988-91	Brown, Ray (DB) Mississippi	1958-60
Baldinger, Gary (DL) Wake Forest	1990	Brown, Timmy (RB) Ball State	1968
Baldschwiler, Karl (T) Oklahoma	1983, 85-86	Bryan, Walter (B) Texas Tech	1955
Baldwin, Bob (B) Clemson	1966-67	Bryant, Steve (WR) Purdue	1987
Ball, Michael (DB) Southern	1988-93	Buchanan, Ray (DB) Louisville	1993
Ball, Sam (T) Kentucky	1966-70	Bulaich, Norm (RB) TCU	1970-72
Ballage, Pat (S) Notre Dame	1986-87	Bulluck, Brian (LB) NC State	1987
Ballard, Quinton (NT) Elon	1983	Burke, Randy (WR) Kentucky	1978-81
Banes, Joey (OL) Houston	1990	Burkett, Jack (LB) Auburn	1961-66
Banks, Chip (LB) USC	1989-92	Burleson, Jason (TE) Texas	1993
Banks, Chuck (RB) WV Tech	1987	Burroughs, James (CB) Michigan State	1982-84
Banks, Roy (WR) E. Illinois	1987-88	Butler, Ray (WR) USC	1980-85
Barnes, Ernie (NT) Miss. St.	1983	Butcher, Paul (LB) Wayne State	1993
Barnes, Mike (DE) Miami (Fla.)	1973-81	Call, Jack (B) Colgate	1957-58
Barwegen, Dick (G) Purdue	1953-54	Call, Kevin (OT) Colorado State	1984-93
Baylor, John (DB) Sou. Miss.	1989-93	Campanella, Joe (T) Ohio St.	1953-57
Baylor, Tim (DB) Morgan State	1976-78	Campbell, John (LB) Minnesota	1969
Beach, Pat (TE) Wash. St.	1982-83, 85-91	Cannon, Mark (C) Texas-Arlington	1991
Beil, Mark (DE) Colorado State	1983-84	Capers, Wayne (WR) Kansas	1985-86
Bellini, Mark (WR) BYU	1987-88	Caron, Roger (OT) Harvard	1985-86
Belser, Jason (DB) Oklahoma	1992-93	Carr, Roger (WR) Louisiana Tech	1974-81
Bernhart, Eugene (QB) Western Illinois	1990	Carthens, Milt (OT) Michigan	1987
Benjamin, Bill (LB) San Jose St.	1987	Carthon, Maurice (RB) Arkansas St.	1992
Benson, Mitchell (DL) TCU	1989-90	Carver, Melvin (RB) UNLV	1987
Bentley, Albert (RB) Miami (Fla.)	1985-91	Cash, Kerry (TE) Texas	1991-93
Berra, Tim (WR) Massachusetts	1974	Chandler, Chris (QB) Washington	1988-89
Berry, Raymond (E) SMU	1955-67	Chatman, Ricky (LB) LSU	1987
Bertuca, Tony (LB) Cal-State Chico	1974	Cheatham, Ernie (T) Loyola LA	1954
Beutler, Tom (LB) Toledo	1971		



# ALUMNI



Cherry, Stan (LB) Morgan State	1973	Franklin, Cleveland (RB) Baylor	1981-82
Chester, Raymond (TE) Morgan State	1973-77	Franklin, Willie (WR) Oklahoma	1972
Cheyunski, Jim (LB) Syracuse	1975-76	Fultz, Mike (DT) Nebraska	1981
Chrovich, Dick (T) Miami (O)	1955-56	Gagliano, Bob (QB) Utah State	1988
Clancy, Sam (DL) Pittsburgh	1989-93	Gambol, Chris (OT) Iowa	1988
Clark, Ken (RB) Nebraska	1990-92	Ganas, Rusty (DT) S. Carolina	1971
Clemens, Bob (B) Pittsburgh	1962	Gardin, Ron (DB) Arizona	1970-71
Clinkscale, Dextor (S) S.C. State	1986	Gardner, Ellis (OL) Georgia Tech.	1984
Cogdill, Gail (E) Washington St.	1968	Garrett, Mike (P) Georgia	1981
Cole, Terry (RB) Indiana	1968-69	Garry, Ben (RB) So. Mississippi	1979-80
Coleman, Leonard (DB) Vanderbilt	1985-87	Gaubatz, Dennis (LB) LSU	1965-69
Coley, James (TE) Clemson	1991	George, Ed (T) Wake Forest	1975
Collett, Elmer (G) SF State	1973-77	George, Jeff (QB) Illinois	1990-93
Colteryahn, Lloyd (E) Maryland	1954-56	Giannetti, Frank (DL) Penn State	1991
Colvin, Jim (T) Houston	1960-63	Gilburg, Tom (T) Syracuse	1961-65
Conjar, Larry (B) Notre Dame	1969-70	Gill, Owen (RB) Iowa	1985-86
Conlin, Chris (OL) Penn State	1990-91	Ginn, Hubert (RB) Florida A&M	1973
Cook, Fred (DE) So. Mississippi	1974-80	Glasgow, Nesby (DB) Washington	1979-87
Cooke, Ed (E) Maryland	1959	Glick, Gary (B) Colo. A&M	1961
Cooks, Johnie (LB) Mississippi State	1982-88	Golsteyn, Jerry (QB) Northern Illinois	1979
Coryatt, Quentin (LB) Texas A&M	1992-93	Goode, Chris (DB) Alabama	1987-93
Coutre, Larry (B) Notre Dame	1953	Goode, Tom (C) Mississippi St.	1970
Cox, Aaron (WR) Arizona State	1993	Grant, Alan (DB) Stanford	1990-91
Craddock, Nate (RB) Parsons	1963	Grant, Bob (LB) Wake Forest	1968-70
Cribbs, Joe (RB) Auburn	1988	Grant, Stephen (LB) W. Virginia	1992-93
Criswell, Jeff (OG) Graceland	1987	Graves, Marsharne (OT) Arizona	1987
Crosby, Cleveland (DE) Arizona	1982	Gray, Cecil (DL) North Carolina	1993
Crouch, Terry (OG) Oklahoma	1982	Gray, Derwin (DB) Brigham Young	1993
Culver, Rodney (RB) Notre Dame	1992-93	Green, Anthony (DT) N. Carolina State	1981
Cunningham, Pat (OL) Texas A&M	1990	Gregory, Ken (E) Whittier	1961
Cuozzo, Gary (QB) Virginia	1963-66	Griffin, Wade (T) Mississippi	1977-81
Curry, Bill (C) Georgia Tech.	1967-72	Griggs, Perry (KR) Troy State	1977
Curry, Craig (DB) Texas	1987	Grimm, Dan (G) Colorado	1969
Curry, Shane (DL) Miami	1991	Grimmsley, Ed (LB) Akron	1987
Curtis, Mike (LB) Duke	1965-75	Gross, Lee (C) Auburn	1979
Curtis, Tom (DB) Michigan	1970-71	Haines, John (DL) Texas	1986
Daniel, Eugene (CB) LSU	1984-93	Hall, Randy (CB) Idaho	1974, 76
Daniel, Kenny (S) San Jose St.	1986-87	Hamm, Bob (DE) Nev.Reno	1987
Darby, Byron (NT) USC	1987-88	Hancock, Kevin (LB) Baylor	1987
Davidson, Cotton (QB) Baylor	1954, 57	Hand, Jon (DE) Alabama	1986-93
Davis, Lee (DB) Mississippi	1987	Harbour, James (WR) Mississippi	1986
Davis, Milt (DB) UCLA	1957-60	Hardeeman, Don (RB) Texas A&I	1978-79
Davis, Norman (G) Grambling	1967	Harness, Jim (B) Mississippi St.	1986
Davis, Preston (CB) Baylor	1984-86	Harold, George (B) Allen	1966-67
Davis, Ted (LB) Georgia Tech	1964-66	Harris, Joe (LB) Georgia Tech	1982
Davis, Travis (NT) Michigan State	1991	Harris, Wendell (DB) LSU	1962-65
Dawkins, Sean (WR) California	1993	Harrison, Bob (B) Ohio U.	1961
DeCarlo, Art (E) Georgia	1957-60	Harrison, Dwight (DB) Texas A&I	1978-79
Dee, Donnie (TE) Tulsa	1988-89	Hart, Jeff (T) Oregon State	1979-83
Delaney, Jeff (S) Pittsburgh	1982	Hatchett, Derrick (CB) Texas	1980-83
DelBello, Jack (B) Miami (Fla.)	1953	Hathaway, Steve (LB) West Virginia	1984
DeRoo, Brian (WR) Redlands Univ.	1979-81	Havrilak, Sam (B) Bucknell	1969-73
Dickel, Dan (LB) Iowa	1974-77	Hawkins, Alex (B) South Carolina	1955-65, 67-68
Dickerson, Eric (RB) SMU	1987-91	Hawthorne, Greg (TE) Baylor	1987
Dickey, Curtis (RB) Texas A&M	1980-85	Haymond, Alvin (DB) Southern U.	1964-67
Diehl, John (T) Virginia	1961-64	Heffern, Shawn (OL) Notre Dame	1987
Dilts, Bucky (P) Georgia	1979	Heimkreiter, Steve (LB) Notre Dame	1980
Dixon, Randy (OT) Pittsburgh	1987-93	Hemphill, Darryl (FS) W. Texas State	1982
Dixon, Titus (WR) Troy State	1989	Hendricks, Ted (LB) Miami (Fla.)	1969-73
Dixon, Zachary (RB) Temple	1980-82	Henry, Bernard (WR) Arizona State	1982-85
Domres, Marty (QB) Columbia	1972-75	Henry, Steve (DB) Emporia State	1981
Donaldson, Ray (C) Georgia	1980-92	Hepburn, Lonnie (CB) Texas So.	1971-72
Donovan, Art (DT) Boston Coll.	1953-61	Hermann, John (B) UCLA	1956
Doughty, Glenn (WR) Michigan	1972-79	Hersoman, Brian (S) Connecticut	1973
Drougas, Tom (T) Oregon	1972-73	Herrmann, Mark (QB) Purdue	1983-84, 1990-92
Duncan, James (DB) Md. St.	1969-71	Herrod, Jeff (LB) Mississippi	1988-93
Dunlap, Len (DB) N. Tex. St.	1971	Hester, Jessie (WR) Florida State	1990-93
Dunn, Perry Lee (RB) Mississippi	1969	Hickman, Dallas (LB) California	1981
Dupre, L. G. (RB) Baylor	1955-59	Hicks, Dwight (S) Michigan	1986
Durham, Steve (DE) Clemson	1982	Hilger, Rusty (QB) Oklahoma State	1990-91
Dutton, John (DE) Nebraska	1974-78	Hill, Jerry (RB) Wyoming	1961, 63-70
Ecklund, Brad (C) Oregon	1953	Hilton, Roy (DE) Jackson St.	1965-73
Edmunds, Randy (LB) Georgia Tech.	1972	Hinton, Chris (G/T) Northwestern	1983-89
Edwards, Dan (E) Georgia	1953-54	Hinton, Chuck (DT) N. Carolina Col.	1972
Eggers, Doug (LB) S. Dakota St.	1954-57	Hinton, Ed (WR) Oklahoma	1969-72
Ehrmann, Joe (DT) Syracuse	1973-80	Hoaglin, Fred (C) Pittsburgh	1973
Eisenhooth, Stan (OL) Towson State	1989	Hogeboom, Gary (QB) Central Michigan	1986-88
Elko, Bill (NT) LSU	1987	Holloway, Cornell (DB) Pittsburgh	1990-92
Embree, Mel (E) Pepperdine	1953	Holt, John (CB) W. Texas State	1986-88
Emtman, Steve (DT) Washington	1992-93	Horn, Dick (B) Stanford	1958
Enke, Fred (QB) Arizona	1953-54	Hudson, Nat (OG) Georgia	1982
Faulkner, Jeff (DL) Southern	1990	Huff, Ken (G) N. Carolina	1975-82
Feagin, Wiley (G) Houston	1961-62	Huffman, Darvell (WR) Boston U.	1991
Feamster, Tom (T) Florida St.	1956	Hugasian, Harry (B) Stanford	1955
Feasel, Grant (C) Abilene Christian	1983-84	Humiston, Mike (LB) Weber St.	1981-82, 84
Federspiel, Joe (LB) Kentucky	1981	Humm, David (QB) Nebraska	1981-82
Felts, Bob (B) Florida A&M	1965	Hunley, LaMonte (LB) Arizona	1985-86
Ferguson, Joe (QB) Arkansas	1990	Hunt, George (K) Tennessee	1973
Fernandes, Ron (DE) Eastern Michigan	1976-79	Hunter, Ivy Joe (RB) Kentucky	1989-90
Fields, Greg (DE) Grambling	1979-80	Hunter, James (NT) USC	1982
Fields, Jitter (DB) Texas	1987	Huzvar, John (RB) Pittsburgh	1953-54
Figaro, Cedric (LB) Notre Dame	1991	Hyde, Glenn (OT) Pittsburgh	1982
Finnin, Tom (DT) Detroit	1953-56	Jackson, Ken (G) Texas	1953-57
Flowers, Bernie (E) Purdue	1956	Jackson, Marcus (DL) Purdue	1987
Flowers, Dick (B) Northwestern	1953	Jackson, Victor (DB)	1986
Foley, Tim (DT) Notre Dame	1981	James, June (LB) Texas	1987
Footy, Chris (C) USC	1980-81	James, Tommy (B) Ohio St.	1956
		Jarvis, Ralph (DL) Temple	1990



# ALUMNI

Jaworski, Matt (LB) Colgate . . . . . 1991  
 Jefferson, Roy (WR) Utah . . . . . 1970  
 Jenkins, Fletcher (DE) Washington . . . . . 1982  
 Johnson, Anthony (RB) Notre Dame . . . . . 1990-93  
 Johnson, Cornelius (G) Va. Union . . . . . 1968-72  
 Johnson, Ezra (DE) Morris Brown . . . . . 1988-89  
 Johnson, Gary Don (DT) Baylor . . . . . 1980  
 Johnson, Greg (DT) Florida State . . . . . 1977  
 Johnson, Kelley (WR) Colorado . . . . . 1987  
 Johnson, Marshall (WR) Houston . . . . . 1975-80  
 Johnson, Wayne (QB) Georgia . . . . . 1989  
 Jones, Bert (QB) LSU . . . . . 1973-81  
 Jones, Brian (LB) Texas . . . . . 1991  
 Jones, Bryant (DB) Toledo . . . . . 1987  
 Jones, Joe (TE) Va. Tech. . . . . 1987  
 Jones, Mike (TE) Texas A&M . . . . . 1993  
 Jones, Ricky (LB) Tuskegee . . . . . 1980-83  
 Jordan, Steve (K) USC . . . . . 1987  
 Joyce, Don (DE) Tulane . . . . . 1954-60  
 Justin, Sid (CB) Long Beach St. . . . . 1982  
 Kaczmarek, Mike (LB) Southern Ill. . . . . 1973  
 Kafentzis, Mark (S) Hawaii . . . . . 1983-84  
 Kalmanir, Tom (B) Nevada . . . . . 1953  
 Keane, Tom (DB) W. Virginia . . . . . 1953-54  
 Kearsse, Tim (WR) San Jose St. . . . . 1987  
 Kellar, Scott (NT) N. Illinois . . . . . 1986-87  
 Kennedy, Jimmie (TE) Colorado State . . . . . 1975-77  
 Kerkorian, Garry (QB) Stanford . . . . . 1954-56, 58  
 Kern, Rex (DB) Ohio State . . . . . 1971-73  
 Kiel, Blair (QB) Notre Dame . . . . . 1986-87  
 Kirchoer, Bill (G) Maryland . . . . . 1962  
 Kirchner, Mark (OT) Baylor . . . . . 1984, 86  
 Kirkland, Mike (QB) Arkansas . . . . . 1976-78  
 Kirouac, Lou (T) Boston Coll. . . . . 1964  
 Klecko, Joe (NT) Temple . . . . . 1988  
 Knight, Steve (OL) Tennessee . . . . . 1987-88  
 Kofler, Matt (QB) San Diego State . . . . . 1985  
 Koman, Bill (G) North Carolina . . . . . 1956  
 Kostelnik, Ron (T) Cincinnati . . . . . 1969  
 Kovac, Ed (B) Cincinnati . . . . . 1960  
 Krahl, Jim (DT) Texas Tech. . . . . 1979-80  
 Krauss, Barry (LB) Alabama . . . . . 1979-88  
 Krouse, Ray (DE) Maryland . . . . . 1958  
 Kunz, George (T) Notre Dame . . . . . 1975-77, 80  
 La Fleur, Greg (TE) LSU . . . . . 1986  
 Laird, Bruce (DB) American International . . . . . 1972-81  
 Landry, Greg (QB) Massachusetts . . . . . 1979-81  
 Langas, Bob (E) Wayne . . . . . 1954  
 Lange, Bill (G) Dayton . . . . . 1953  
 Langhorne, Reggie (WR) Elizabeth City State . . . . . 1992-93  
 LaPointe, Ron (TE) Penn State . . . . . 1980  
 Larson, Kurt (LB) Michigan State . . . . . 1989-90  
 Larson, Lynn (T) Kansas St. . . . . 1971-72  
 Laskey, Bill (LB) Michigan . . . . . 1971-72  
 Lattimore, Brian (RB) SE Missouri St. . . . . 1991  
 Leaks, Roosevelt (RB) Texas . . . . . 1975-79  
 Leberman, Bob (B) Syracuse . . . . . 1954  
 Lee, David (P) Louisiana Tech . . . . . 1966-78  
 Lee, Keith (DB) Colorado State . . . . . 1985  
 Lee, Monte (C) Texas . . . . . 1965  
 Lee, Ron (RB) West Virginia . . . . . 1976-78  
 Leiding, Jeff (LB) Texas . . . . . 1986-87  
 Lesane, Jimmy (B) Virginia . . . . . 1954  
 Lester, Keith (TE) Murray St. . . . . 1987  
 Lewis, Harold (B) Houston . . . . . 1959  
 Lewis, Joe (T) Compton . . . . . 1961  
 Linhart, Toni (K) Austria Tech. . . . . 1974-79  
 Linn, Jack (OT) West Virginia . . . . . 1991  
 Linne, Aubrey (E) TCU . . . . . 1961  
 Lipscomb, Gene (DT) Miller H.S. . . . . 1956-60  
 Little, Jack (T) Texas A&M . . . . . 1953-54  
 Lockett, J.W. (B) Okla. Central . . . . . 1963  
 Logan, Jerry (DB) W. Texas State . . . . . 1963-72  
 Looney, Joe Don (RB) Oklahoma . . . . . 1964  
 Lorick, Tony (RB) Arizona St. . . . . 1964-67  
 Lowdermilk, Kirk (C) Ohio State . . . . . 1993  
 Lowry, Orlando (LB) Ohio State . . . . . 1985-89  
 Luce, Derrel (LB) Baylor . . . . . 1975-78  
 Lush, Mike (DB) E. Stroudsburg St. . . . . 1986  
 Luther, Ed (QB) San Jose St. . . . . 1986  
 Lyles, Lenny (DB) Louisville . . . . . 1958, 61-69  
 Mackey, Dee (E) E. Texas St. . . . . 1961-62  
 Mackey, John (TE) Syracuse . . . . . 1963-71  
 MacLeod, Tom (LB) Minnesota . . . . . 1974-78  
 Maitland, Jack (RB) Williams . . . . . 1970  
 Majkowski, Don (QB) Virginia . . . . . 1993  
 Manoa, Tim (RB) Penn State . . . . . 1991  
 Maples, Butch (C) Baylor . . . . . 1963  
 Marchetti, Gino (DE) USF . . . . . 1953-64, 66  
 Marshall, Greg (DT) Oregon St. . . . . 1978  
 Martin, Jim (K) Notre Dame . . . . . 1963  
 Martin, Robbie (WR) Cal Poly-SLO . . . . . 1985-86  
 Martin, Sammy (WR) LSU . . . . . 1991  
 Mason, Lindsey (OT) Kansas . . . . . 1983  
 Match, Trevor (OL) Brigham Young . . . . . 1992-93  
 Matte, Tom (RB) Ohio St. . . . . 1961-72

Mattes, Ron (OT) Virginia . . . . . 1992  
 Mattiace, Frank (DL) Holy Cross . . . . . 1987  
 Matusak, Marv (B) Tulsa . . . . . 1959-61  
 Mauck, Carl (LB) So. Illinois . . . . . 1969  
 Maxwell, Tom (B) Texas A&M . . . . . 1969-70  
 Maxwell, Vernon (LB) Arizona State . . . . . 1983-84  
 May, Ray (LB) USC . . . . . 1970-72  
 Mayo, Ron (TE) Morgan State . . . . . 1974  
 McCall, Reese (TE) Auburn . . . . . 1978-82  
 McCauley, Don (RB) N. Carolina . . . . . 1971-81  
 McClendon, Skip (DL) Arizona St. . . . . 1992-93  
 McCloskey, Mike (HB) Penn State . . . . . 1987  
 McCloughan, Dave (DB) Colorado . . . . . 1991  
 McCoy, Tony (NT) Florida . . . . . 1992-93  
 McDonald, Devon (LB) Notre Dame . . . . . 1993  
 McDonald, Quintus (LB) Penn State . . . . . 1989-91  
 McGregor, Keli (TE) Colorado State . . . . . 1985  
 McHan, Lamar (QB) Arkansas . . . . . 1961-63  
 McLemore, Chris (RB) Arizona . . . . . 1987  
 McMillan, Chuck (B) John Carroll . . . . . 1954  
 McMillan, Randy (RB) Pittsburgh . . . . . 1981-86  
 McNanie, Sean (DL) San Diego State . . . . . 1990  
 McPhail, Buck (RB) Oklahoma . . . . . 1953  
 McQuaid, Dan (OL) Nevada-LV. . . . . 1988  
 Mennelaar, Dale (G) Wyoming . . . . . 1966-67  
 Mendenhall, Ken (C) Oklahoma . . . . . 1971-80  
 Merritts, Jim (DL) West Virginia . . . . . 1987  
 Metcalf, Bo (FB) Baylor . . . . . 1984  
 Michaels, Lou (DE, K) Kentucky . . . . . 1964-69  
 Middleton, Frank (RB) Florida A & M . . . . . 1984  
 Mike-Mayer, Steve (K) Maryland . . . . . 1979-80  
 Mildren, Jack (S) Oklahoma . . . . . 1972-73  
 Miller, Chuckie (DB) UCLA . . . . . 1988  
 Miller, Dan (K) Miami (Fla.) . . . . . 1982  
 Miller Eddie (WR) South Carolina . . . . . 1992-93  
 Miller, Fred (DT) LSU . . . . . 1963-72  
 Mills, Jim (T) Hawaii . . . . . 1983-84  
 Mioduszewski, Ed (B) Wm. & Mary . . . . . 1953  
 Mitchell, Lydell (RB) Penn State . . . . . 1972-77  
 Mitchell, Tom (TE) Bucknell . . . . . 1968-73  
 Mooney, Ed (LB) Texas Tech . . . . . 1972-73  
 Moore, Alvin (RB) Arizona State . . . . . 1983-84  
 Moore, Henry (B) Arkansas . . . . . 1957  
 Moore, Jimmy (G) Ohio State . . . . . 1981  
 Moore, Lenny (RB) Penn State . . . . . 1956-67  
 Morgan, Stanley (WR) Tennessee . . . . . 1990  
 Morrall, Earl (QB) Michigan St. . . . . 1968-71  
 Morrison, Don (OT) Texas-Arl . . . . . 1978  
 Mosier, John (TE) Kansas . . . . . 1972  
 Moss, Roland (RB, TE) Toledo . . . . . 1969  
 Moss, Zefross (OT) Alabama State . . . . . 1989-93  
 Mrosko, Bob (TE) Penn State . . . . . 1991  
 Mumphord, Lloyd (CB) Texas So. . . . . 1975-76  
 Munsey, Nelson (CB) Wyoming . . . . . 1972-77  
 Murray, Dan (LB) E. Stroudsburg St. . . . . 1989  
 Murray, Walter (WR) Hawaii . . . . . 1986-87  
 Murtha, Greg (OT) Minnesota . . . . . 1982  
 Mutscheller, Jim (E) Notre Dame . . . . . 1954-61  
 Myers, Bob (T) Ohio St. . . . . 1955  
 Myhra, Steve (LB, K) N. Dakota . . . . . 1957-61  
 Naposki, Eric (LB) Connecticut . . . . . 1989  
 Neal, Dan (C) Kentucky . . . . . 1973-74  
 Nelson, Andy (DB) Memphis St. . . . . 1957-63  
 Nelson, Dennis (T) Illinois State . . . . . 1970-74  
 Nettles, Doug (CB) Vanderbilt . . . . . 1974-79  
 Newsome, Billy (DE) Grambling . . . . . 1970-72  
 Nichols, Ricky (WR) East Carolina . . . . . 1985  
 Nichols, Robbie (LB) Tulsa . . . . . 1970-71  
 Noble, James (WR) S.F. Austin . . . . . 1987  
 Nottingham, Don (RB) Kent State . . . . . 1971-73  
 Novak, Ken (DT) Purdue . . . . . 1976-77  
 Nowatzke, Tom (RB) Indiana . . . . . 1970-72  
 Nugent, Terry (QB) Colo. State . . . . . 1987  
 Nutter, Buzz (C) VPI . . . . . 1954-60, 65  
 Nyers, Dick (B) Indiana Central . . . . . 1956-57  
 Oatis, Victor (WR) N.W. Louisiana . . . . . 1983  
 O'Brien, Jim (K, WR) Cincinnati . . . . . 1970-72  
 O'Dell, Stu (LB) Indiana . . . . . 1978  
 Odom, Cliff (LB) Texas-Arlington . . . . . 1982-89  
 Oldham, Ray (S) Middle Tennessee State . . . . . 1973-77  
 Olds, Bill (RB) Nebraska . . . . . 1973-75  
 Oliver, Hubert (FB) Arizona . . . . . 1986  
 O'Neal, Calvin (LB) Michigan . . . . . 1978  
 O'Neal, Robert (DB) Clemson . . . . . 1993  
 Ontko, Bob (LB) Penn State . . . . . 1987  
 Orduna, Joe (RB) Nebraska . . . . . 1974  
 Orr, Jimmy (E) Georgia . . . . . 1961-70  
 Orvis, Herb (DT) Colorado . . . . . 1979-81  
 O'Steen, Dwayne (DB) San Jose St. . . . . 1982  
 Owens, Luke (T) Kent St. . . . . 1957  
 Owens, R. C. (E) Coll. of Idaho . . . . . 1962  
 Ozdowski, Mike (DE) Virginia . . . . . 1978-81  
 Padien, Gary (LB) Arizona State . . . . . 1982-84, 87  
 Pagel, Mike (QB) Arizona State . . . . . 1982-85  
 Pankey, Irv (OT) Penn State . . . . . 1991-92  
 Paris, William (OL) Michigan . . . . . 1991  
 Parker, Anthony (LB) Arizona State . . . . . 1989  
 Parker, Jim (T, G) Ohio St. . . . . 1957-67



# ALUMNI



Parker, Steve (DE) Eastern Illinois	1983-84
Parrish, James (OL) Temple	1993
Patera, Jack (LB) Oregon	1955-57
Patten, Joel (OT) Duke	1987-88
Pear, Dave (DT) Washington	1975
Pearson, Preston (RB) Illinois	1967-68
Peguese, Willis (DE) Miami	1992-93
Pellington, Bill (LB) Rutgers	1953-64
Pepper, Gene (G) Mississippi	1954
Perkins, Bruce (RB) Arizona State	1991
Perkins, Ray (WR) Alabama	1967-71
Perry, Joe (RB) Compton	1961-62
Perryman, Jim (DB) Millikin	1987
Petersen, Ted (OT) Eastern Illinois	1984
Peterson, Gerald (T) Texas	1956
Petties, Neal (E) San Diego St.	1964-66
Pinkney, Reggie (DB) East Carolina	1979-81
Pittman, Charlie (RB) Penn St.	1971
Plantz, Ron (OL) Notre Dame	1987
Plummer, Bruce (DB) Mississippi State	1989
Plunkett, Sherm (T) Md. St.	1958-60
Poole, Barney (E) Army, Mississippi	1953
Porter, Ricky (RB) Slippery Rock, Pa.	1983
Porter, Ron (LB) Idaho	1967-69
Porter, Tracy (WR) LSU	1983-84
Potts, Roosevelt (RB) NE Louisiana	1993
Pratt, Robert (G) N. Carolina	1974-81
Preas, George (T) VPI	1955-65
Pricer, Billy (RB) Oklahoma	1957-60
Prior, Mike (DB) Illinois State	1987-92
Pruitt, James (WR) Cal. St.-Fullerton	1988-89
Pyle, Palmer (G) Michigan St.	1960-63
Raba, Bob (TE) Maryland	1980
Radachowsky, George (DB) Boston College	1984-85
Radecic, Scott (LB) Penn State	1990-93
Radosevich, George (C) Pittsburgh	1954-56
Raiff, Jim (G) Dayton	1954
Ramsey, Tom (QB) UCLA	1989
Randle, Tate (CB) Texas Tech	1983-86
Randseld, Bill (QB) Kentucky	1988
Ray, John (OL) West Virginia	1993
Raymond, Gerry (OG) Boston College	1982
Rechichar, Bert (DB, K) Tennessee	1953-59
Redd, Glen (LB) BYU	1986
Reece, Geoff (C) Washington St.	1978
Reed, Mark (QB) Moorhead St., Minn.	1983
Reese, Guy (T) SMU	1964-65
Remo, Roger (LB) Syracuse	1987
Renfro, Dean (B) N. Texas St.	1955
Ressler, Glenn (G) Penn State	1965-74
Rhodes, Danny (LB) Arkansas	1974
Richardson, Jerry (E) Wofford	1959-60
Richardson, Willie (WR) Jackson St.	1963-69, 71
Ricketts, Tom (OG) Pittsburgh	1992
Riley, Butch (LB) Texas A&I	1969
Riley, Eugene (TE) Ball State	1990
Rison, Andre (WR) Michigan State	1989
Robinson, Chas. (G) Morgan State	1954
Robinson, Freddie (DB) Alabama	1987-88
Robinson, Glenn (DE) Oklahoma St.	1975
Rowe, David (DT) Penn State	1978
Rudnick, Tim (DB) Notre Dame	1974
Saar, Brad (LB) Ball State	1987
Salisbury, Sean (QB) USC	1987
Sally, Jerome (NT) Missouri	1987
Salter, Bryant (DB) Pittsburgh	1976
Sample, John (DB) Maryland St.	1958-60
Sandusky, Alex (G) Clarion	1954-66
Sanford, Leo (C) Louisiana Tech	1958
Satterwhite, Howard (WR-KR) Sam Houston State	1977
Saul, Bill (LB) Penn State	1962-63
Schlichter, Art (QB) Ohio State	1982, 84-85
Schmiesing, Joe (DT-DE) New Mexico State	1973
Schultz, William (OL) Southern Cal	1990-93
Scott, Chris (DE) Purdue	1984-85
Scott, Freddie (WR) Amherst	1974-77
Sharkey, Ed (G) Duke, Nevada	1953
Shaw, George (QB) Oregon	1955-58
Sherer, Dave (E) SMU	1959
Sherwin, Tim (TE) Boston College	1981-87
Shields, Burrell (B) John Carroll	1955
Shields, Lebron (G) Tennessee	1960
Shinners, John (G) Xavier	1972
Shinnick, Don (LB) UCLA	1957-68
Shiver, Sanders (LB) Carson-Newman	1976-83
Shlapak, Boris (K) Michigan State	1972
Shoulders, Darin (OT) Tulane	1991
Shula, Don (DB) John Carroll	1953-56
Shula, David (WR) Dartmouth	1981
Siani, Mike (WR) Villanova	1978-80
Simmons, Dave (LB) North Carolina	1982
Simmons, John (CB) SMU	1987
Simmons, Stacey (WR) Florida	1990
Simonini, Ed (LB) Texas A&M	1976-81
Simonson, Dave (T) Minnesota	1974
Simpson, Jack (B) Florida	1958-60
Sims, Marvin (RB) Clemson	1980-81
Sims, Thomas (DL) Pittsburgh	1993
Sims, Tommy (S) Tennessee	1986
Sinnot, John (OT) Brown	1982
Siragusa, Tony (NT) Pittsburgh	1990-93
Smith, Billy Ray (T) Arkansas	1961-70
Smith, Bubba (DE) Michigan St.	1967-71
Smith, Byron (DE) California	1984-85
Smith, Ed (LB) Vanderbilt	1980-81
Smith, Holden (WR) California	1982
Smith, Ollie (WR) Tennessee State	1973-74
Smith, Phil (WR) San Diego State	1983-84
Smith, Zeke (LB) Auburn	1960
Smolinski, Mark (B) Wyoming	1961-62
Snyder, Pat (OL) Purdue	1991
Solt, Ron (OG) Maryland	1984-88, 92
Sommer, Mike (RB) George Washington	1959-61
Speyer, Cotton (WR) Texas	1972-74
Spinney, Art (G) Boston Coll.	1953-60
Stanback, Harry (DE) N. Carolina	1982
Stargell, Tony (DB) Tenn. State	1992-93
Stark, Rohn (P) Florida State	1982-93
Staysniak, Joe (OT) Ohio State	1992-93
Stevens, Howard (RB) Louisville	1975-77
Stone, Avatus (B) Syracuse	1958
Stonebreaker, Steve (LB) Detroit	1964-66
Streeter, George (DB) Notre Dame	1990
Strock, Don (QB) Virginia Tech	1989
Strofolino, Mike (LB) Villanova	1965
Stukes, Charles (DB) Md. St.	1967-72
Stynchula, Andy (T) Penn State	1966-67
Sullivan, Dan (G, T) Boston College	1962-72
Swoope, Craig (DB) Illinois	1987-88
Szymanski, Dick (C, LB) Notre Dame	1955, 57-68
Tabor, Tom (DT) Baylor	1982
Taliaferro, George (B) Indiana	1953-54
Taseff, Carl (B) John Carroll	1953-61
Taylor, David (T) Catawba	1973-79
Taylor, Hosea (DE) Houston	1981, 83
Taylor, Jim Bob (QB) Georgia Tech	1983
Taylor, Keith (DB) Illinois	1988-91
Thomas, Jesse (B) Michigan St.	1955-57
Thomas, Marquise (LB) Mississippi	1993
Thomas, Spencer (DB) Washburn	1976
Thompson, Arland (OG) Baylor	1982
Thompson, Aundra (WR) East Texas State	1983
Thompson, Don (DE) Richmond	1962-63
Thompson, Donnell (DE) N. Carolina	1981-91
Thompson, Norm (DB) Utah	1977-79
Thompson, Ricky (WR) Baylor	1976-77
Thornton, Reggie (WR) Bowling Green	1991
Thorp, Don (NT) Illinois	1987-88
Thurston, Fred (G) Valparaiso	1958
Tomberlin, Pat (OT) Florida State	1989-90
Toner, Ed (RB) Boston College	1992-93
Tongue, Marco (CB) Bowie St.	1983
Toth, Zollie (RB) LSU	1953-54
Troup, Bill (QB) S. Carolina	1974, 76-78
Trudeau, Jack (QB) Illinois	1986-93
Tullis, Willie (CB) Troy State	1987-88
Tupa, Tom (QB) Ohio State	1992
Turner, Bake (E) Texas Tech	1962
Turner, Ricky (QB) Wash. State	1988
Unitas, John (QB) Louisville	1956-72
Utt, Ben (OG) Georgia Tech	1982-89
Vanderbeek, Matt (LB) Michigan St.	1990-92
Vander Poel, Mark (OT) Colorado	1991-92
Van Divier, Randy (T) Washington	1981
Van Duyne, Bob (G) Idaho	1974-80
Varty, Mike (LB) Northwestern	1975
Venuto, Jay (QB) Wake Forest	1981
Verdin, Clarence (WR) SW Louisiana	1988-93
Vessels, Billy (RB) Oklahoma	1956
Vickers, Kipp (OL) Miami	1993
Virkus, Scott (DE) San Francisco CC.	1984-85
Vogel, Bob (T) Ohio St.	1963-72
Volk, Rick (DB) Michigan	1967-75
Waechter, Henry (DE) Nebraska	1983-84
Walczak, Mark (TE) Arizona	1987
Walker, Tony (LB) SE Missouri State	1990-93
Wallace, Jackie (S) Arizona	1975-76
Ward, Jim (QB) Gettysburg	1967-69
Washington, Charles (DB) Cameron	1989
Washington, Joe (RB) Oklahoma	1978-80
Washington, Ronnie (LB) NE Louisiana	1989
Weathers, Clarence (WR) Delaware St.	1989
Weich, Jim (B) SMU	1960-67
White, Brad (DT) Tennessee	1984-85
White, Bob (B) Stanford	1955



## ALUMNI

White, Stan (LB) Ohio State	1972-79
White, Will (DB) Florida	1993
Wilkinson, Daryl (DE) Houston	1981
Williams, John (RB) Wisconsin	1987
Williams, John (G) Minnesota	1969-71
Williams, Kendall (CB) Arizona State	1983
Williams, Kevin (WR) USC	1981
Williams, Newton (RB) Arizona State	1983
Williams, Oliver (WR) Illinois	1985-86
Williams, Steve (DT) Western Car.	1974
Williams, Vaughn (DB) Stanford	1984
Williams, Warren (RB) Miami	1993
Wilson, Butch (E) Alabama	1963-67
Windauer, Bill (DT) Iowa	1973-74
Wingate, Elmer (E) Maryland	1953
Winkler, Jim (T) Texas A&M	1953
Winter, Blaise (DE) Syracuse	1984
Wisniewski, Leo (NT) Penn State	1982-84

Wolford, Will (OT) Vanderbilt	1993
Womble, Royce (RB) N. Texas State	1954-57
Wonsley, George (RB) Mississippi State	1984-88
Wood, Mike (K) S.E. Missouri	1981-82
Woods, Mike (LB) Cincinnati	1979-81
Wright, George (DT) Houston	1970-71
Wright, Johnnie (RB) S.C. Columbus	1982
Wright, Steve (T) Northern Iowa	1983-84
Wright, Terry (DB) Temple	1987-88
Yohn, Dave (C) Gettysburg	1962
Young, Anthony (DB) Temple	1985
Young, Buddy (DB) Illinois	1953-55
Young, Dave (TE) Purdue	1983-84
Young, Dick (B) Chattanooga	1955-56
Young, Fredd (LB) New Mexico State	1988-90
Zabel, Steve (LB) Oklahoma	1979

*The following players and coaches were members of the Baltimore Colts teams that played in the All American Football Conference and then in the NFL during the 1947-1950 seasons.*

### Coaches

Campofreda, Nick - W. Md.	1947
Conkright, Bill - Oklahoma	1949
Crow, Clem - Notre Dame	1950
Defilippo, Lou - Fordham	1948
Driskill, Walter - Colorado	1949
Edmonds, Don - Indiana	1947
Hewlett, Andy - Davidson	1947
Hunt, Joel - Texas A&M	1947

Isbell, Cecil - Purdue	1947-49
Michalske, Mike - Penn State	1949
Miner, Wayne - Notre Dame	1950
O'Rourke, Chas. - Boston College	1949
Pirro, Rocco - Catholic U.	1950
Stidham, Tom - Haskell	1947-48
Taylor, John - Ohio State	1947

### Players

Akins, Frank (B) Washington St.	1947
Artoe, Lee (T) Santa Clara, Calif.	1948
Averno, Sisto (G) Muhlenberg	1950
Barwegen, Dick (G) Purdue	1948-49
Baumgartner, Bill (E) Minnesota	1947
Bechtol, Hub (E) Texas	1947-49
Benson, Warren (C) Minnesota	1949
Berezney, Pete (T) Notre Dame	1948
Black, John (B) Mississippi State	1947
Blanda, George (QB) Kentucky	1950
Blandin, Ernie (T) Tulane	1948-50
Blount, Lamar (E) Mississippi State	1947
Brown, Hardy (LB) Tulsa	1950
Buksar, George (B) Purdue, USF	1950
Burk, Adrian (QB) Baylor	1950
Campbell, Leon (B) Arkansas	1950
Case, Ernie (B) UCLA	1947
Castiglia, Jim (B) Georgetown	1947
Coleman, Herb (C) Notre Dame	1948
Collins, Albin (B) LSU	1950
Colo, Don (T) Brown	1950
Cooper, Ken (C) Vanderbilt	1949-50
Corley, Elbert (C) Mississippi State	1948
Cowan, Bob (C) Indiana	1949
Crisler, Hal (E) San Jose State	1950
Cure, Armand (B) Rhode Island	1947
Davis, Lamar (E) Ga. Tech	1947-49
Dellerba, Spiro (B) Ohio State	1948-49
Donovan, Art (DT) Boston College	1950
Dudish, Andy (B) Georgia	1947
Faucher, Everett (B) Minnesota	1949
Filchcock, Frank (B) Indiana	1950
Fletcher, Oliver (E) USC	1950
Fowler, Aubrey (B) Arkansas	1948
French, Barry (G) Purdue	1947-50
Galvin, John (B) Purdue	1947
Gambino, Lucien (B) Maryland	1948-49
Garrett, Bill (G) Miss. St.	1948-49
Getchell, Gorham (E) Temple	1947
Gillory, Byron (B) Texas	1949
Grain, Ed (G) Penn.	1947-48
Grossman, Rex (B) Indiana	1947-48
Groves, George (G) Marquette	1948
Handley, Dick (C) Fresno State	1947
Hekkers, George (T) Wisconsin	1947
Higgins, Luke (G) Notre Dame	1947
Hillenbrand, Bill (B) Indiana	1947-48
Jagade, Harry (B) Indiana	1949
Jenkins, Jon (T) Dartmouth	1949-50
Jensen, Bob (E) Iowa State	1950
Jones, Ralph (E) Alabama	1947
Kasap, Mike (T) Ill & Purdue	1947
Kelley, Bob (B) Notre Dame	1949
King, Ed (G) Boston College	1950
Kingery, Wayne (B) LSU	1949
Kissell, Vito (B) Holy Cross	1950
Klug, Al (T) Marquette	1947-48
Kodba, Joe (C) Purdue	1947
Konetksy, Floyd (E) Florida	1947
Landrigan, Jim (T)	
Holy Cross-Dartmouth	1947
Leicht, Jake (B) Oregon	1948-49

Leonard, Bill (E) Notre Dame	1949
Lio, Augie (G) Georgetown	1947
Livingston, Bob (B) Notre Dame	1950
Madar, Elmer (E) Michigan	1947
Maggioli, Achille (B) Notre Dame	1950
Marino, Vic (G) Ohio State	1947
Maves, Earl (B) Wisconsin	1948
Mayne, Lew (B) Texas	1948
Mazzanti, Gino (B) Arkansas	1950
McCormick, Len (C) Baylor	1948
Mellus, John (T) Villanova	1947-49
Mertes, Bus (B) Iowa	1947-48
Meyer, Gil (E) Wake Forest	1947
Mobley, Ruby (B) Hardin-Simmons	1947
Murray, Earl (G) Purdue	1950
Mutryn, Chet (B) Xavier	1950
Nelson, Bob (C) Baylor	1950
Nemeth, Steve (B) Notre Dame	1947
Nolander, Don (C) Minnesota	1947
North, John (E) Vanderbilt	1948-50
Nowaskey, Bob (DE) Washington	1948-50
Oristaglio, Bob (E) Penn	1950
O'Rourke, Chas. (B) Boston College	1948-49
Owens, Jim (E) Oklahoma	1950
Page, Paul (B) SMU	1949
Perina, Bob (B) Princeton	1950
Perpich, George (T) Georgetown	1947
Pfohl, Bob (B) Purdue	1948-49
Phillips, Mike (C) W. Maryland	1947
Poole, Oliver (E) Mississippi	1948
Prewitt, Felto (C) Tulsa	1949
Rich, Herb (B) Vanderbilt	1950
Ruthstrom, Ralph (B) SMU	1949
Salata, Paul (E) USC	1950
Schweder, John (G) Penn	1950
Schwenk, Bud (B) Wash. U.	1947
Sidorik, Alex (T) Miss. St.	1948-49
Sigurdson, Sig (E) Lutheran	1947
Simmons, Jack (G) Detroit	1948
Sinkwich, Frank (B) Georgia	1947
Smith, Joe (E) Texas Tech	1948
Spaniel, Frank (B) Notre Dame	1950
Spavital, Jim (B) Okla. A&M	1950
Spinney, Art (G) Boston College	1950
Spruill, Jim (T) Rice	1948-49
Stewart, Ralph (C) Missouri-N.D.	1948
Stone, Bill (B) Bradley	1949-50
Sylvester, John (B) Temple	1948
Terrell, Ray (B) Mississippi	1947
Tilman, Alonzo (C) Oklahoma	1949
Tittle, Y.A. (QB) LSU	1948-50
Trebotech, Ivan (B) St. Mary's	1947
Vacanti, Sam (B) Nebraska	1948-49
Vardian, John (B) Ft. Pierce	1947-48
Wedemeyer, Herman (B) St. Mary's	1949
Williams, Joel (C) Texas	1950
Williams, Windell (E) Rice	1948
Wright, John (B) Maryland	1947
Yokas, Frank (G) Great Lakes NTS	1947
Zaleski, Ernie (B) Notre Dame	1950
Zorich, George (G) Northwestern	1947





THE COLTS DRAFT STORY

COLTS FIRST ROUND DRAFT CHOICES

- 1953—Billy Vessels, HB, Oklahoma
- 1954—Cotton Davidson, QB, Baylor
- 1955—George Shaw, QB, Oregon (bonus)  
Alan Ameche, FB, Wisconsin
- 1956—Lenny Moore, HB, Penn State
- 1957—Jim Parker, T, Ohio State
- 1958—Lenny Lyles, HB, Louisville
- 1959—Jackie Burkett, C-LB, Auburn
- 1960—Ron Mix, T, Southern Cal
- 1961—Tom Matte, HB, Ohio State
- 1962—Wendell Harris, HB, LSU
- 1963—Bob Vogel, T, Ohio State
- 1964—Marv Woodson, HB, Indiana
- 1965—Mike Curtis, FB-LB, Duke
- 1966—Sam Ball, T, Kentucky
- 1967—Bubba Smith, T, Michigan State
- 1968—John Williams, G, Minnesota
- 1969—Eddie Hinton, FL, Oklahoma
- 1970—Norm Bulaich, RB, TCU
- 1971—Don McCauley, RB, N. Carolina  
Leonard Dunlap, DB, N. Texas St.
- 1972—Tom Drougas, T, Oregon
- 1973—Bert Jones, QB, LSU  
Joe Ehrmann, DT, Syracuse

- Joe Ehrmann, DT, Syracuse
- 1974—John Dutton, DE, Nebraska  
Roger Carr, WR, Louisiana Tech
- 1975—Ken Huff, G, North Carolina
- 1976—Ken Novak, DT, Purdue
- 1977—Randy Burke, WR, Kentucky
- 1978—Reese McCall, TE, Auburn
- 1979—Barry Krauss, LB, Alabama
- 1980—Curtis Dickey, RB, Texas A&M  
Derrick Hatchett, DB, Texas
- 1981—Randy McMillan, RB, Pittsburgh  
Donnell Thompson, DE, North Carolina
- 1982—Johnie Cooks, LB, Mississippi St.  
Art Schlichter, QB, Ohio State
- 1983—John Elway, QB, Stanford
- 1984—Leonard Coleman, CB, Vanderbilt  
Ron Solt, OG, Maryland
- 1985—Duane Bickett, LB, Southern Cal
- 1986—Jon Hand, DE, Alabama
- 1987—Cornelius Bennett, LB, Alabama
- 1988—No Selection
- 1989—Andre Rison, WR, Michigan State
- 1990—Jeff George, QB, Illinois
- 1991—No Selection
- 1992—Steve Emtman, DT, Washington  
Quentin Coryatt, LB, Texas A&M
- 1993—Sean Dawkins, WR, California
- 1994—Marshall Faulk, RB, San Diego State  
Trev Alberts, LB, Nebraska

1953

1—Billy Vessels, HB, Oklahoma; 2—Bernie Flowers, E, Purdue; 3—Buck McPhail, FB, Oklahoma; 4—Tom Catlin, C, Oklahoma; 5—Jack Little, T, Texas A&M; 6—Jim Sears, HB, USC; 7—Bill Athey, G, Baylor; 8—Jim Prewett, T, Tulsa; 9—Bob Blair, TE, TCU; 10—John Cole, HB, Arkansas; 11—Gene Rossi, HB, Cincinnati; 12—Kaye Vaughn, G, Tulsa; 13—Bobby Moorhead, HB, Georgia Tech; 14—Frank Continetti, G, George Washington; 15—Buddy Sutton, HB, Arkansas; 16—Jim Currin, E, Dayton; 17—George Rambour, T, Dartmouth; 18—LeRoy Labat, HB, LSU; 19—Bill Powell, HB, California; 20—Pete Russo, T, Indiana; 21—Frank Kirby, T, Bucknell; 22—Merlin Gish, C, Kansas; 23—Mike Houseplan, G, Tulane; 24—Monte Brethauer, E, Oregon; 25—Joe Szombathy, E, Syracuse; 26—Scott Prescott, C, Minnesota; 27—Ray Graves, HB, Texas A&M; 28—Joe Sabol, HB, UCLA; 29—Jack Alessandrini, G, Notre Dame; 30—Tom Roche, T, Northwestern.

1954

1—Cotton Davidson, QB, Baylor; 2—Larry Grigg, B, Oklahoma U.; 4—Thomas Allman, B, W. Virginia; 5—Don Ellis, B, Texas A&M; 7—Glenn Turner, B, Georgia Tech; 8—Dennis McCotter, G, Detroit U.; 9—Robert Adams, G, Shippensburg St. Tchrs.; 10—Robert Schoonmaker, B, Missouri; 11—Robert Leberman, B, Syracuse; 12—Donald Chelf, T, Iowa; 13—David McMillan, B, John Carroll; 14—Ordell Brasse, T, S. Dakota State; 15—Joseph D'Agostino, G, Florida; 16—Alex Sandusky, C, Clarion St. Tchrs.; 17—Thomas Adkins, C, Kentucky; 18—Richard Shinault, B, Texas Western; 19—Charles Wenzlau, C, Miami (Ohio); 20—Raymond Berry, E, S.M.U.; 21—Robert Lade, G, Nebraska St. Tchrs.; 22—Robert Meyer, T, Ohio State; 23—Leon Hardeman, B, Georgia Tech; 24—Donald Kerfin, B, Concordia; 25—Pepper Rodgers, B, Georgia Tech; 26—Jesus Esparza, T, New Mexico A&M; 27—William Sennett, C, Georgia Tech; 28—Raymond Ecstrom, C, Westminster; 29—Claude Taliaferro, B, Illinois; 30—Patrick Abruzzi, B, Rhode Island.

1955

Bonus Pick—George Shaw, QB, Oregon; 1—Alan Ameche, B, Wisconsin; 2—Richard Syzanski, C, Notre Dame; 3—L. G. Dupre, B, Baylor; 4—Jack Patera, G, Oregon (Traded by New York); 5—George Preas, G, V.P.I.; 6—Leo Lewis, B, Lincoln University (Missouri); 7—Frank McDonald, C, Miami (Florida); 8—Dale Meinert, G, Oklahoma A&M; 9A—Walter Bryan, B, Texas Tech; 9B—William Evans, G, Miami (Ohio) Traded by New York; 11—Emil Radik, B, Omaha; 12—Dick Chorovich, T, Miami (Ohio); 13—Pat Abruzzi, B, Rhode Island; 14—John Lee, B, Georgia Tech; 15—Gerald Peterson, T, Texas; 16—Dick Laswell, T, T.C.U.; 17—Wesley Clark, T, Mississippi Southern; 18—Charles Shepherd, B, North Texas State; 19—James Cobb, T, Abilene Christian; 20—Charles Cianciola, C, Lawrence College; 21—Nick Manych, C, Michigan state Normal; 22—Jerry Welch, B, South Dakota State; 23—Dick McNamara, B, Minnesota; 24—Alex Esquivel, B, Mexico City College (Mexico); 25—Richard Grann, T, Rhode



## DRAFT HISTORY

Island; 26—Marion Minker, T, Bucknell; 27—James Locke, T, V.P.I.; 28—Robert Myers, T, Ohio State; 29—Bill Waters, T, Austin College.

### 1956

1—Lenny Moore, HB, Penn State; 2—Dick Donlin, E, Hamline; 3—Bob Pascal, HB, Duke; 4—B.C. Inabinet, T, Clemson; 5—Herb Gray, E, Texas; 6—Dan Schmidt, HB, Texas Tech; 7—Bill Waters, T, Austin; 8—Bill Koman, G, North Carolina; 9—John Lewis, E, Michigan State; 10—Gene Scott, HB, Centre; 11—Dennis Shaw, E, N. Texas State; 12—Steve Myhra, G, North Dakota; 13—Jack Hill, HB, Utah State; 14—Ted Schwanger, HB, Tennessee Poly; 15—John Polzer, LB, Virginia; 16—Gene Hendrix, HB, Drake; 17—Bill Dannenhauer, E, Emporia; 18—Earl Looman, G, Stetson; 19—Bob Fyvie, T, Lafayette; 20—Bob Hill, FB, Jackson; 21—Jim Harness, HB, Mississippi State; 22—Pat Del Vicaro, G, Mississippi Southern; 23—Al Stephenson, T, Idaho State; 24—Bobby Fox, HB, E, Texas State; 25—Bradley Mills, HB, Kentucky; 26—Jim Lohr, G, S.E. Missouri; 27—Herb Hartwell, HB, Virginia; 28—John Shearer, QB, Shepherd; 29—Jim Rusher, E, Kansas State; 30—Terry Sweeney, HB, Middle Tenn. State.

### 1957

1—Jim Parker, T, Ohio State; 2—Don Shinnick, LB, UCLA; 3—Luke Owens, T, Kent State; 4—Jackie Simpson, HB, Florida; 5—Ron Underwood, HB, Arkansas; 6—Bill Pricer, FB, Oklahoma; 7—Reuben Saage, HB, Baylor; 8—Jack Harmon, HB, East Oregon State; 9—Robert White, T, Otterbein; 10—Joe Grisham, E, Austin Peay; 11—Andy Nelson, QB, Memphis State; 12—Don Simonic, T, Tennessee Poly; 13—John Call, HB, Colgate; 14—Joe Guido, HB, Youngstown; 15—Hall Whitley, C, Texas A.&I.; 16A—Joe Cannavino, HB, Ohio State (in trade for fullback Charles Shepard); 16B—Ed Preelock, T, Kansas; 17—Dan Wisniewski, G, Pittsburgh; 18—Jim Villa, HB, Allegheny; 19—Charles Frochle, T, St. John's of Minn.; 20—Walt Livingstone, HB, Heidelberg; 21—Owen Mulholland, HB, Houston; 22—Chet Van Atta, LB, Kansas; 23—Connie Baird, E, Hardin-Simmons; 24—Harwood Hoeft, E, South Dakota State; 25—Harlon Geach, T, College of Idaho; 26—Joe Unitas, T, Louisville; 27—Len DeMalon, LB, St. Vincent's of Pennsylvania; 28—Walt Schneider, T, Colorado; 29—Bob Rasmussen, G, Minnesota; 30—Bob Bailey, E, Thiel.

### 1958

1—Leonard Lyles, HB, Louisville; 2—Bob Stransky, HB, Colorado; 3—Joe Nicely, G, West Virginia; 4—Les Walters, E, Penn State; 5—Raymond Brown, QB-HB, Mississippi; Bob Taylor, E, Vanderbilt; 7—John Sample, HB, Maryland State (in trade from Pittsburgh); John Diehl, T, Virginia; 8—Floyd Peters, G, San Francisco State; 9—Harold Bullard, FB, Lenoir Rhyne; 10—Ray Chamber, HB, South Dakota; 11—Bobby Jordan, HB, V.M.I.; 12—Tommy Addison, T, South Carolina; 13—Jerry Richardson, E, Wofford; 14—Ken Hall, HB-FB, Texas A. & M.; 15—Les Carney, HB, Ohio; 16—Arch Matos, G-LB, Michigan State; 17—James Reese, QB, Minnesota; 18—Dale Lloyd, C, Georgia; 19—Tim Murnen, G, Bowling Green; 20—Tom Forrestal, QB, Navy; 21—Jim Faulk, HB, Texas Christian; 22—Bob McKee, E, Monmouth; 23—Phil Parslow, HB, UCLA; 24—Bobby Sandin, HB, Tennessee; 25—Jim Roundtree, HB, Florida; 26—Bob Grimes, G, Central Michigan; 27—George Dintiman, HB, Lock Haven Teachers; 28—Jim Murphy, T, East Tennessee State Teachers; 29—Doug Padgett, E, Duke; 30—Gary Lund, G, Utah State.

### 1959

1—Jackie Burkett, C, LB, Auburn; 2—Dave Sherer, E, S.M.U.; 3—Traded to Detroit for Ray Krouse; 4—Zeke Smith, G, LB, Auburn; 5—Hanson Churchwell, G, LB, Mississippi; 6—Palmer Pyle, T, Michigan State; 7—Harold Lewis, HB, Houston; 8—Tom Coffey, HB, West Texas State; 9—Tom Brown, G, Minnesota; 10—Don Stewart, E, S.M.U.; 11—Tom Stephens, HB, Syracuse; 12—Richard Wood, QB, Auburn; 13—Rudy Smith, G-T, Mississippi; 14—Fredie Burket, HB, Southeastern Oklahoma; 15—Ted Foret, T, Auburn; 16—Morris Keller, T, Clemson; 17—Leroy Bergen, T, South Dakota State; 18—Opie Bandy, E-LB, Tulsa; 19—Milton Crain, C-LB, Mississippi; 20—Paul Balonick, C-LB, North Carolina State; 21—John Hernstein, FB, Michigan; 22—Lonny Leatherman, T, T.C.U.; 23—Bob Davis, HB, Houston; 24—Bob Nonogratz, G-LB, Army; 25—Ed Kieffer, HB, Syracuse; 26—Rene Lorio, HB, Mississippi Southern; 27—Thurman Terry, T, Rice University; 28—Fred Long, FB, Iowa; 29—Perry McGriff, E, Florida; 30—Blair Weese, FB, West Virginia Tech.

### 1960

1—Ron Mix, T, U.S.C.; 2—Don Floyd, T, T.C.U.; 2—Marvin Terrell, G, Mississippi (selection obtained in trade with New York for George Shaw); 3—Jim Welch, HB, S.M.U.; 4—Geerhard Schwedes, HB, Syracuse; 5—Marvin Laster, HB, T.C.U.; 6—Al Bansavage, G, U.S.C.; 7—Harry Beabout, T, Purdue; 8—Jim Colvin, T, Houston; 9A—Bob Hall, T, Kent State; 9B—Don Perkins, HB, New Mexico (selection obtained in trade with Philadelphia for Jimmy Carr); 10A—Ernest Barnes, C, North Carolina College; 10B—Bobby Boyd, QB, Oklahoma (selection obtained in trade with Washington for Hanson Churchwell); 11—Bob Wehking, C, Florida; 12—Bill Bucek, HB, Rice; 13—Jim Nemeth, C, South Carolina; 14—Dale Johannson, T, Augustana College; 15—Larry Grantham, E, Mississippi; 16—George Boynton, HB, East Texas State; 17—Jim Beaver, T, Florida; 18—Don Sheeham, T, Chattanooga; 19—Bill Carpenter, E, Army; 20—Bob Hogue, T, Shepherd.



## DRAFT HISTORY



### 1961

1—Tom Matte, HB, Ohio State; 2—Tom Gilburg, T, Syracuse; 3—Jerry Hill, HB, Wyoming; 4—Ken Gregory, E, Whittier; 5A—Ron Osborne, T, Clemson; 5B—Ed Dyas, FB, Auburn; 6—Don Kern, HB, V.M.I.; 7—Ike Grimsley, HB, Michigan State; 8—Paul Terhes, QB, Bucknell; 9—Pete Nicklas, T, Baylor; 10—Bob Clemens, HB, Pitt; 11—Ralph White, T, Bowling Green; 12—Dick Reynolds, T, North Carolina State; 13—Dallas Garber, FB, Marietta; 14—Bob Hunt, T, S.M.U.; 15—E. A. Sims, E, New Mexico State; 16—Tom Weisner, FB, Wisconsin; 17—Steve Jastrzemski, E, Pitt; 18—Wilson Allison, T, Baylor; 19—Joe Novsek, T, Tulsa; 20—Al Kimbrough, HB, Northwestern.

### 1962

1—Wendell Harris, HB, Louisiana State; 2—Bill Saul, LB, Penn State; 3—Dan Sullivan, T, Boston College; 4—Jim Dillard, HB, Oklahoma State; 5—Jerry Croft, G, Bowling Green; 6—traded to Green Bay; 7—Fred Miller, T, Louisiana State (future); 8—Pete Brokaw, HB, Syracuse; 9A—Roy Walker, FB, Purdue; 9B—Walt Rappold, QB, Duke; 10—Fred Moore, T, Memphis State; 11—Scott Tyler, HB, Miami, Ohio; 12—Bake Turner, HB, Texas Tech; 13—Charles Holmes, FB, Maryland State; 14—Stinson Jones, HB, V.M.I.; 15—Joe Monte, G, Furman; 16—Ray Abruzzese, HB, Alabama; 17—Bill Knocke, HB, Fresno State; 18—Mel Rideout, QB, Richmond; 19—Fred Gillett, HB, Los Angeles State; 20—Herm McKee, HB, Washington State.

### 1963

1—Bob Vogel, T, Ohio State; 2A—John Mackey, E-HB, Syracuse; 2B—Butch Wilson, FB, Alabama; 3—Traded to St. Louis; 4A—Jerry Logan, HB, West Texas State; 4B—Harlow Fullwood, T, Virginia Union; 5—Bill Ventura, E, Richmond; 6—Jerry Cook, HB, Texas; 7—Willie Richardson, E, Jackson State; 8—Dave Hayes, FB, Penn State; 9—Don Trull, QB, Baylor; 10—Bill Siekierski, G, Missouri; 11—Winston Hill, T, Texas Southern; 12—Butch Maples, C, Baylor; 13—Paul Watters, T, Miami, Ohio; 14—Neil Petties, E, San Diego State; 15—Leon Mavity, HB, Colorado; 16—Dick Quast, E, Memphis State; 17—Kern Carson, HB, San Diego State; 18—Luther Woodruff, T, North Carolina A & T; 19—Steve Berzansky, FB, West Virginia; 20—D. L. Hurd, E, San Francisco State.

### 1964

1—Marv Woodson, HB, Indiana; 2—Tony Lorick, HB, Arizona State; 3—Traded to Green Bay; 4—Ted Davis, LB, Georgia Tech; 5—Ed Lothamer, T, Michigan State; 6—Jim Mazurek, T, Syracuse; 7—Ken Sugarman, T, Whitworth; 8—John Williamson, LB, Louisiana Tech; 9—Vince Turner, HB, Missouri; 10—Traded to Detroit; 11—John Paglio, T, Syracuse; 12—Ken Graham, HB, Washington State; 13—Charlie Parker, T, Southern Mississippi; 14—John Case, E, Clemson; 15—Larry Kramer, T, Nebraska; 16—Roger Lopes, FB, Michigan State; 17—Don Green, HB, Susquehanna; 18—Alvin Haymond, HB, Southern U; 19—Owen Dejanovich, T, Arizona State (Flagstaff); 20—John Butler, FB, San Diego State.

### 1965

1—Mike Curtis, FB-LB, Duke; 2—Ralph Neely, T, Oklahoma; 3A—Traded to San Francisco; 3B—Glenn Ressler, G, Penn State (from Vikings); 4A—Dave Johnson, HB, San Jose State; 4B—Martin Schottenheimer, LB, Pitt (from Redskins); 5—John McGuire, E, Syracuse; 6A—Al Atkinson, T, Villanova; 6B—Bob Felts, HB, Florida A&M (from Giants); 7—John Kolocek, T, Corpus Christi; 8—Roosevelt Davis, T, Tennessee A&I; 9—Tom Bleick, HB, Georgia Tech; 10—George Harold, HB, Allen U; 11—Lamar Richardson, E, Fisk U; 12—Ted Radosovich, G, Cincinnati; 13—Bruce Airheart, HB, North Dakota State; 14—Jerry Fishman, LB, Maryland; 15—Roy Hilton, E, Jackson State; 16—Steve Tensi, QB, Florida State; 17—Rick Reichardt, E, Wisconsin; 18—Charley King, HB, Purdue; 19—Barry Brown, E-LB, Florida; 20—George Haffner, QB, McNeese State; Raymond Johnson, C, Prairie View (from Washington).

### 1966

1—Sam Ball, T, Kentucky; 2—Butch Allison, G, Missouri; 3—Rick Kestner, E, Kentucky; 4A—Rod Sherman, FL, Southern California (from Cowboys); 4B—Hoyle Granger, FB, Mississippi State; 5—Traded to Cowboys; 6—Stas Moliszewski, LB, Princeton; 7A—Dave Ellis, T, North Carolina State (from 49ers); 7B—Ray Perkins, FL, Alabama; 8A—Gerald Allen, HB, Omaha (from Vikings); 8B—Jack White, QB, Penn State; 9—Gerald Gross, HB, Auburn; 10—Claude Brownlee, DE, Benedict; 11—Eric Crabtree, HB, Pittsburgh; 12—Jim Carter, G, Tennessee A&I; 13—Bob Hadrick, E, Purdue; 14—Jim Ward, QB, Gettysburg; 15—Lee Garner, LB, Mississippi; 16—Rod Steward, E, Duke; 17—Randy Matson, T, Texas A&M (found ineligible for drafting); 18—Ed Toner, T, Massachusetts; 19—Ken Duke, FB, Morgan State; 20—Tom Carr, T, Morgan State.

### 1967

1A—Bubba Smith, DE, Michigan State (From Saints); 1B—Jim Detwiler, HB, Michigan; 2—Rick Volk, DB, Michigan; 3A—Norman Davis, G, Grambling (from Saints); 3B—Leon Ward, LB, Oklahoma State; 4—Charles Stukes, DB, Maryland State; 5—Ron Porter, LB, Idaho (from Falcons); 6—Terry Southall, QB, Baylor; 7—Bo Rein, FL, Ohio State; 8A—Lee Anderson, DT, Bishop (from Cardinals); 8B—Cornelius Johnson, T, Virginia Union; 9—Ron Kirkland, HB, Nebraska; 10—Leigh Gilbert, FB, Northern Illinois; 11—Herman Reid, T, St. Augustine's; 12A—Preston Pearson, DB, Illinois (from



## DRAFT HISTORY

Steelers); 12B—J. B. Christian, G, Oklahoma State; 13—Marc Allen, DT, West Texas State; 14—Pat Conley, LB, Purdue; 15—Bob Wade, DB, Morgan State; 16—Don Alley, FL, Adams State; 17—Traded to Saints.

### 1968

1—John Williams, T, Minnesota; 2—Bob Grant, LB, Wake Forest; 3—Rich O'Hara, E, Northern Arizona; 4—James Duncan, DB, Maryland State; 5—Paul Etzey, LB, Toledo; 6—Traded to Atlanta; 7—Anthony Andrews, HB, Hampton Institute; 8—Tommy Davis, DT, Tennessee A&I; 9—Terry Cole, FB, Indiana; 10A—Ocie Austin, DB, Utah State; 10B—Ed Tomlin, FB, Hampton Institute; 11—Bill Pickens, G, Houston; 12—James Jackson, DT, Jackson State; 13—Howie Tennebar, G, Kent State; 14—Charles Mitchell, TE, Alabama State; 15—Jeff Beaver, QB, North Carolina; 16—Walt Blackledge, FL, San Jose State; 17—Ray Pederson, G, State College of Iowa.

### 1969

1—Ed Hinton, FL, Oklahoma; 2A—Ted Hendricks, LB, Miami; 2B—Tom Maxwell, DB, Texas A&M; 3—Dennis Nelson, T, Illinois State; 4—Jackie Stewart, FB, Texas Tech; 5—King Dunlap, DT, Tenn. A&I; 6—Bill Fortier, G, Louisiana State; 7A—Gary Fleming, LB, Stanford; 7B—Roland Moss, RB, Toledo; 8—Sam Havrilak, DB, Bucknell; 9A—George Wright, DT, Sam Houston; 9B—Larry Good, QB, Georgia Tech; 10—Marion Griffin, TE, Purdue; 11—Ken Delaney, T, Akron; 12—Butch Riley, LB, Texas A&I; 13—Carl Mauck, LB, So. Ill; 14—Dave Bartelt, LB, Colorado; 15—George Thompson, DB, Marquette; 16—Jim McMillan, FL, The Citadel; 17—Joe Cowan, FL, Johns Hopkins.

### 1970

1—Norm Bulaich, RB, TCU; 2—Jim Bailey, DT, Kansas; 3A—Jim O'Brien, K-WR Cincinnati; 3B—Ara Person, TE, Morgan State; 4—Steve Smear, DT, Penn State; 5—Billy Newsome, DE, Grambling; 6—Ron Gardin, FL, Arizona; 7—Gordon Slade, QB, Davidson; 8—Bob Bouley, T, Boston College; 9—Barney Harris, CB, Texas A&M; 10—Dick Palmer, LB, Kentucky; 11—George Edwards, RB, Fairmont St. (W. Va.); 12—Don Burrell, FL, Angelo St.; 13—Dave Polak, LB, Bowling Green; 14—Tom Curtis, S, Michigan; 15—Philip Gary, DE, Kentucky State; 16—Jack Maitland, RB, Williams; 17—Alvin Pearman, RB, Colgate.

### 1971

1A—Don McCauley, RB, North Carolina (awarded from Miami); 1B—Leonard Dunlap, DB, North Texas State; 2—Bill Atessis, DT, Texas; 3—Karl Douglas, QB, Texas A&I; 4—Traded to Pittsburgh; 5—John Andrews, TE, Indiana; 6—Ken Frith, DT, Northeast Louisiana; 7—Gordon Bowdell, WR, Michigan State; 8—Willie Bogan, DB, Dartmouth; 9—Bill Burnett, RB, Arkansas; 10—Rex Kern, QB, Ohio State; 11—Dave Jones, LB, Baylor; 12A—Bob Wuensch, T, Texas (from Pittsburgh); 12B—Bill Triplett, WR, Michigan State; 13—Tom Neville, LB, Yale; 14—Mike Mikolayunas, RB, Davidson; 15—Mike Hogan, LB, Michigan State; 16—Rich Harrington, DB, Houston; 17—Don Nottingham, RB, Kent State.

### 1972

1—Tom Drougas, T, Oregon; 2A—Jack Mildren, S, Oklahoma (from Oakland); 2B—Glenn Doughty, WR, Michigan (from Washington); 2C—Lydell Mitchell, RB, Penn State; 4—Eric Allen, WR, Michigan State; 5—Don Croft, DT, Texas El Paso; 6—Bruce Laird, S, American International; 7—John Sykes, RB, Morgan State; 8A—Al Qualls, LB, Oklahoma (from San Diego); 8B—Van Brownson, QB, Nebraska; 9—Gary Hambell, DT, Dayton; 10—Dave Schilling, RB, Oregon State; 11—Fred DeBernardi, DE, Texas El Paso; 12—Gary Theiler, TE, Tennessee; 13—Herb Washington, WR, Michigan State; 14—John Morris, C, Missouri Valley; 15—Robin Parkhouse, LB, Alabama; 16—Gary Wichard, QB, C. W. Post; 17—Stan White, LB, Ohio State.

### 1973

1A—Bert Jones, QB, Louisiana State (from New Orleans); 1B—Joe Ehrmann, DT, Syracuse; 2—Mike Barnes, DE, Miami; 3A—Bill Olds, RB, Nebraska (from Denver through Houston); 3B—Jamie Rotella, LB, Tennessee; 4A—Gery Palmer, T, Kansas (from Chicago through Philadelphia); 4B—Ollie Smith, WR, Tennessee State (from San Diego); 5—David Taylor, G, Catawba; 8A—Ray Oldham, DB, Middle Tennessee (from San Diego); 8B—Bill Windauer, G, Iowa; 11—Dan Neal, C, Kentucky; 12—Bernard Thomas, DE, Western Michigan; 13—Tom Pierantozzi, QB, West Chester; 14—Ed Williams, RB, West Virginia; 15—Jackie Brown, DB, South Carolina; 16—Marty Januskiewicz, RB, Syracuse; 17—Guy Falkenhagen, T, Northern Michigan.

### 1974

1A—John Dutton, DE, Nebraska; 1B—Roger Carr, WR, Louisiana Tech (from Los Angeles); 2A—Fred Cook, DE, Southern Mississippi; 2B—Ed Shuttlesworth, RB, Michigan (from Philadelphia); 3A—Glenn Robinson, LB, Oklahoma State; 3B—Robert Pratt, G, North Carolina (from Denver); 4—Tony Bell, S, Bowling Green; 5—Doug Nettles, CB, Vanderbilt (from Minnesota); 6—Danny Rhodes, LB, Arkansas (from New England); 7A—Noah Jackson, G, Tampa; 7B—Dan Dickel, LB, Iowa (from Denver); 7C—Freddie Scott, WR, Amherst (from Buffalo); 8A—Greg Latta, TE, Morgan State;



## DRAFT HISTORY



8B—Paul Miles, RB, Bowling Green (from Denver); 10A—Bob Van Duyne, G, Idaho; 10B—Glenn Ellis, DT, Elon (from Los Angeles); 11—Tim Rudnick, DB, Notre Dame; 12A—Dave Simonson, T, Minnesota; 12B—Bob Bobrowski, QB, Purdue (from Washington); 13—Randy Hall, S, Idaho; 14—Ed Collins, WR, Rice; 15—Pat Kelly, LB, Richmond; 16—Dave Margavage, T, Kentucky; 17A—Tim Berra, WR, Massachusetts; 17B—Buzzy Lewis, DB, Florida State (from Washington).

### 1975

1—Ken Huff, G, North Carolina (from Atlanta); 3A—Mike Washington, DB, Alabama; 3B—Dave Pear, DT, Washington (from Chicago); 4A—Marshall Johnson, RB, Houston; 4B—Paul Linford, DT, Brigham Young (from N.Y. Jets); 5—Roosevelt Leaks, FB, Texas; 6—Don Westbrook WR, Nebraska (from N.Y. Giants); 7A—Kim Jones, FB, Colorado State; 7B—Steve Joachim, QB, Temple (from Chicago); 7C—Derrel Luce, LB, Baylor (from N.Y. Jets through Chicago); 8A—John Bushong, DE, Western Kentucky; 8B—Greg DenBoer, TE, Michigan (from Chicago through Denver); 8C—Mario Cage, RB, Northwestern (La.) State (from Green Bay); 9—Royce McKinney, DB, Kentucky State; 10—Phil Waganheim, P, Maryland; 11—Dave Hazel, WR, Ohio State; 12—Brad Storm, LB, Iowa State; 13—John Roman, G, Idaho State; 14—Mike Smith, C, SMU; 15—John Goodie, FB, Langston; 16A—Bill Malouf, WR-DB, Mississippi; 16B—Mike Evavold, DT, Macalester (from San Francisco); 16C—Bob Smith, DB, Maryland (from Oakland); 17A—David McKnight, LB, Georgia; 17B—Mike Bengard, DE, Northwestern (Iowa) (from San Francisco); 17C—Frank Russell, WR, Maryland (from Oakland).

### 1976

1—Ken Novak, DT, Purdue; 2—Choice to Pittsburgh; 3A—Ed Simonini, LB, Texas A & M; 3B—Ron Lee, RB, West Virginia (from Tampa Bay); 4—Choice to Pittsburgh; 5A—Sanders Shiver, LB, Carson-Newman (from Chicago through Miami and Chicago); 5B—Mike Kirkland, QB, Arkansas; 6—Choice to Buffalo; 7—Choice to New Orleans through Chicago and Oakland; 8—Ricky Thompson, WR, Baylor; 9—Stu Levenick, T, Illinois; 10—Tim Baylor, DB, Morgan State; 11—Rick Gibney, DT, Georgia Tech; 12—Frank Stavroff, K, Indiana; 13—Choice to Oakland; 14—Jeremiah Cummings, DE, Albany (Ga.) State; 15—Gary Alexander, T, Clemson; 16A—Mike Fuhrman, TE, Memphis State (from Washington through Baltimore and San Francisco); 16B—Steve Ludwig, C, Miami (Fla.); 17—Choice to Oakland.

### 1977

1—Randy Burke, WR, Kentucky; 2—Mike Ozdowski, DE, Virginia; 6—Calvin O'Neal, LB, Michigan; 7—Blanchard Carter, T, Nevada-Las Vegas; 8—Kenneth Helms, T-C, Georgia; 9—Glen Capriola, RB, Boston College; 10—Ron Baker, G, Oklahoma State; 11—Brian Ruff, LB, The Citadel; 12—Bill Deutsch, RB, North Dakota.

### 1978

1—Reese McCall, TE, Auburn; 2—Mike Woods, LB, Cincinnati; 5—Frank Myers, OT, Texas A&M; 6—Ben Garry, RB, Sou. Mississippi; 7—Jeff Logan, RB, Ohio State; 8—Monte Anthony, RB, Nebraska; 9—Dave Studdard, OT, Texas; 10—Dallas Owens, DB, Kentucky; 11—Henry Mason, WR, Central Missouri; 12—Bruce Allen, P, Richmond.

### 1979

1—Barry Krauss, LB, Alabama; 3—Kim Anderson, DB, Arizona State; 5—Larry Braziel, DB, USC; 6—Jim Moore, OT, Ohio State; 8A—Steve Heimkreiter, LB, Notre Dame; 8B—Nesby Glasgow, DB, Washington; 9—Russ Henderson, P, Virginia; 10—Steven Stephens, TE, Oklahoma State; 11—John Priestner, LB, Western Ontario; 12—Charles Green, WR, Kansas State.

### 1980

1A—Curtis Dickey, HB, Texas A&M; 1B—Derrick Hatchett, DB, Texas; 2A—Ray Donaldson, C, Georgia; 2B—Tim Foley, OT, Notre Dame; 3—No Choice; 4—Ray Butler, WR, U.S.C.; 5—No Choice; 6—Chris Foote, C, U.S.C.; 7—Wesley Roberts, DE, Texas Christian; 8—Ken Walter, OT, Texas Tech; 9—Mark Bright, FB, Temple; 10—Larry Stewart, OT, Maryland; 11—Ed Whitley, TE, Kansas State; 12A—Randy Bielski, K, Towson State; 12B—Marvin Sims, FB, Clemson.

### 1981

1A—Randy McMillan, FB, Pittsburgh; 1B—Donnell Thompson, DT, North Carolina; 3—Randy Van Divier, OT, Washington; 4—Tim Sherwin, TE, Boston College; 6—Bubba Green, DT, North Carolina State; 7—Obed Ariri, K, Clemson; 8A—Ken Sitton, S, Oklahoma; 8B—Hosea Taylor, DT, Houston; 9—Tim Gooch, DE, Kentucky; 10A—Gregg Gerken, LB, North Arizona Univ; 10B—Trent Bryant, CB, Arkansas; 11—Holden Smith, WR, California; 12—Eric Scoggins, LB, U.S.C.

### 1982

1A—Johnie Cooks, LB, Mississippi State; 1B—Art Schlichter, QB, Ohio State; 2A—Leo Wisniewski, NT, Penn State; 2B—Rohn Stark, P, Florida State; 3—James Burroughs, CB, Michigan State; 4—Mike Pagel, QB, Arizona State; 5—Terry Crouch, OG, Oklahoma; 6—Pat Beach, TE, Washington State; 7—Fletcher Jenkins, NT, Washington;



## DRAFT HISTORY

8—Tony Loia, OG, Arizona State; 9—Tony Berryhill, C, Clemson; 10—Tom Derry, S, Widener; 11—Lamont Meacham, CB, Western Kentucky; 12—Johnny Wright, RB, South Carolina.

### 1983

1—John Elway, QB, Stanford; 2—Vernon Maxwell, LB, Arizona State; 3—George Achica, NT, U.S.C.; 4—Phil Smith, WR, San Diego State; 5—Sid Abramowitz, OT, Tulsa; 6—Grant Feasel, C, Abilene Christian; 7—Alvin Moore, RB, Arizona State; 8—Selection traded to Denver; 9A—Jim Mills, OT, Hawaii; 9B—Chris Rose, OT, Stanford; 10—Ronald Hopkins, CB, Murray State; 11—Jim Bob Taylor, QB, Georgia Tech; 12—Carl Williams, WR, Texas Southern.

### 1984

1A—Leonard Coleman, CB, Vanderbilt; 1B—Ron Solt, OG, Maryland; 2—Blaise Winter, DT, Syracuse; 3—Chris Scott, DT, Purdue; 4A—Craig Curry, S, Texas; 4B—George Wonsley, RB, Mississippi State; 5A—Golden Tate, WR, Tennessee State; 5B—Kevin Call, OT, Colorado State; 6—Dwight Beverly, RB, Illinois; 8—Eugene Daniel, CB, Louisiana State; 11—Bob Stowe, OT, Illinois; 12—Steve Hathaway, DE, West Virginia.

### 1985

1—Duane Bickett, LB, Southern California; 2—Don Anderson, CB, Purdue; 3—Anthony Young, S, Temple; 4—Willie Broughton, DE, Miami (Fla.); 5—Roger Caron, OT, Harvard; 6—No selection (traded to Dallas, who selected DE—Kurt Ploeger); 7—James Harbour, WR, Mississippi; 8—Ricky Nichols, WR, East Carolina; 9—Mark Boyer, TE, Southern California; 10—Andre Pinesett, DT, Cal State-Fullerton; 11—No selection (traded to LA Rams, who selected QB—Doug Flutie); 12—David Burnette, OT, Central Arkansas.

### 1986

1—Jon Hand, DE, Alabama; 2—Jack Trudeau, QB, Illinois; 4—Bill Brooks, WR, Boston University; 5A—Scott Kellar, DT, Northern Illinois; 5B—Gary Walker, C, Boston University; 7A—Steve O'Malley, NT, Northern Illinois; 7B—Chris White, K, Illinois; 7C—Tommy Sims, DB, Tennessee; 8—Trell Hooper, DB, Memphis State; 9—Bob Brotzki, OT, Syracuse; 10B—Pete Anderson, C, Georgia; 12A—Steve Wade, DT, Vanderbilt; 12B—Isaac Williams, DT, Florida State.

### 1987

1—Cornelius Bennett, LB, Alabama; 3—Chris Gambol, OT, Iowa; 4—Randy Dixon, OT, Pittsburgh; 5—Roy Banks, WR, Eastern Illinois; 6—Freddie Robinson, DB, Alabama; 7—Mark Bellini, WR, Brigham Young; 8—Chuckie Miller, DB, UCLA; 9—Bob Ontko, LB, Penn State; 10—Chris Goode, DB, Alabama; 11—Jim Reynosa, DE, Arizona State; 12—David Adams, RB, Arizona.

### 1988

1—Traded to Los Angeles Rams; 2—Traded to Los Angeles Rams; 3—Chris Chandler, QB, Washington; 4—Michael Ball, DB, Southern University; 5—John Baylor, DB, Southern Mississippi; 6—Traded to Washington; 7—Traded to New York Giants; 8—Traded to Buffalo; 9—Jeff Herrod, LB, Mississippi; 10—O'Brien Alston, LB, Maryland; 11—Donnie Dee, TE, Tulsa; 12A—Aatron Kenney, WR, Wisconsin-Stevens Point (choice from Detroit); 12B—Tim Vesling, K, Syracuse.

### 1989

1—Andre Rison, WR, Michigan State; 2—Traded to Los Angeles Rams (for RB—Eric Dickerson); 3—Mitchell Benson, DT, Texas Christian; 4—Pat Tomberlin, OT, Florida State; 5—Traded to Washington for 4th and 8th picks in 1990; 6—Quintus McDonald, LB, Penn State; 7A—Ivy Joe Hunter, RB, Kentucky; 7B—Charles Washington, DB, Cameron University; 8—Kurt Larson, LB, Michigan State; 9—William Mackall, WR, Tennessee-Martin; 10—Jim Thompson, OT, Auburn; 11—Wayne Johnson, QB, Georgia; 12A—William Dubose, RB, South Carolina State; 12B—Steve Taylor, QB, Nebraska

### 1990

1—Jeff George, QB, Illinois; 2—Anthony Johnson, RB, Notre Dame; 4a—Stacey Simmons, WR, Florida; 4b—William Schultz, OG, Southern California; 4c—Alan Grant, DB, Stanford; 4d—Pat Cunningham, OT, Texas A&M; 6—Tony Walker, LB, SE Missouri State; 7—James Singletary, LB, East Carolina; 8a—Ken Clark, RB, Nebraska; 8b—Harvey Wilson, DB, Southern University; 9—Darvell Huffman, WR, Boston University; 11—Carnel Smith, DE, Pittsburgh; 12a—Gene Benhart, QB, Western Illinois; 12b—Dean Brown, OG, Notre Dame.

### 1991

1—Traded to Atlanta Falcons; 2—Shane Curry, DE, Miami; 3—Dave McCloughan, DB, Colorado; 4—Mark Vander Poel, OT, Colorado; 5—Kerry Cash, TE, Texas; 6—Mel Agee, DE, Illinois; 7—James Bradley, WR, Michigan State; 8—Tim Bruton, TE, Missouri; 9—Howard Griffith, RB, Illinois; 10—Frank Giannetti, LB, Penn State; 11—Jerry Crafts, OT, Louisville; 12—Rob Luedeke, C, Penn State.



# DRAFT HISTORY/ATTENDANCE/RECORDS



## 1992

1A—Steve Emtman, DT, Washington; 1B—Quentin Coryatt, LB, Texas A&M; 2—Ashley Ambrose, DB, Mississippi Valley State; 3—Traded to Los Angeles Rams; 4A—Rodney Culver, RB, Notre Dame; 4B—Anthony McCoy, NT, Florida; 5—Maury Toy, RB, UCLA; 6—Shoun Habersham, WR, Tennessee-Chattanooga; 7—Derek Steele, DE, Maryland; 8A—Jason Belser, DB, Oklahoma; 8B—Ronald Humphrey, RB, Mississippi Valley State; 9—Eddie Miller, WR, South Carolina; 10—Stephen Grant, LB, West Virginia; 11—Traded to Los Angeles Rams; 12—Michael Brandon, DE, Florida.

## 1993

1—Sean Dawkins, WR, California; 2—Roosevelt Potts, RB, Northeast Louisiana; 3—Ray Buchanan, DB, Louisville; 4A—Derwin Gray, DB, Brigham Young; 4B—Devon McDonald, LB, Notre Dame; 6—Carlos Etheredge, TE, Miami; 7—Lance Lewis, RB, Nebraska; 8—Marquise Thomas, LB, Mississippi.

## 1994

1A—Marshall Faulk, RB, San Diego State; 1B—Trev Alberts, LB, Nebraska; 2—Eric Mahlum, OG, California; 3—Jason Mathews, OT, Texas A&M; 4—Brad Banta, TE, Southern California; 5—John Covington, DB, Notre Dame; 6—Lamont Warren, RB, Colorado; 7—Lance Teichelman, DL, Texas A&M.

## COLTS ATTENDANCE RECORDS

Largest Home Crowd—\* 61,479 vs. Pittsburgh, Nov. 13, 1983  
<sup>1</sup> 60,544 vs. Denver, Oct. 31, 1988  
 Smallest Home Crowd—16,941 vs. Kansas City, Dec. 21, 1980  
 Largest Road Crowd—100,202 at Los Angeles, Dec. 6, 1958  
 Smallest Road Crowd—9,860 at Buffalo, Oct. 4, 1987  
 Largest Regular Season Total Attendance—841,497 in 1973  
 (60,107 average)  
 Largest Regular Season Home Attendance—<sup>1</sup> 481,305 in 1984  
 (60,163 average)

\* Baltimore

<sup>1</sup> Indianapolis

## 10 LARGEST CROWDS TO SEE THE COLTS PLAY

Attendance	Site	Results	Date
100,202	Los Angeles	Rams 30, Colts 28	Dec. 6, 1958
91,745*	Ann Arbor	Lions 23, Colts 20	Aug. 22, 1971
80,638	Detroit	Colts 10, Lions 9	Nov. 16, 1980
80,636	New Orleans	Colts 30, Saints 10	Oct. 19, 1969
80,628	Cleveland	Colts 34, Browns 0	Dec. 27, 1968
80,132	Cleveland	Colts 36, Browns 14	Oct. 14, 1962
80,047	Miami	Dolphins 44, Colts 0	Nov. 11, 1973
80,020	Buffalo	Bills 31, Colts 13	Oct. 14, 1973
80,010	Miami	Dolphins 16, Colts 0	Dec. 16, 1972
79,838	Cleveland	Browns 38, Colts 21	Jan. 9, 1988

\*Preseason game at University of Michigan

## COLTS INDIVIDUAL RECORDS

National Football League records are indicated by an asterisk. Every attempt has been made to compile as complete a table of records as possible. Errors will be corrected if documented. Since the Colts joined the NFL in 1953, the league has increased the number of games played each season from 12 in 1953 to the current 16 in 1978. Here are the dates that the league increased the number of games played each season:

1953-60 12 games 1961-77 14 games 1978-93 16 games

Note: The 1982 NFL regular season was reduced from 16 games to nine games because of a players' strike. The 1987 season was 15 games due to a players' strike.

## SERVICE

### Most Seasons

- 17 (John Unitas, 1956-1972)
- 13 (Raymond Berry, 1955-1967)  
 (Ray Donaldson, 1980-1992)  
 (David Lee, 1966-1978)  
 (Dick Szymanski, 1955, 1957-1968)  
 (Gino Marchetti, 1953-1964, 1966)
- 12 (Lenny Moore, 1956-1967)  
 (Don Shinnick, 1957-1968)  
 (Ordell Braase, 1957-1968)  
 (Rohn Stark, 1982-1993)

### Most Games Played

- 221 (John Unitas, 1956-1972)
- 188 (David Lee, 1966-1978)
- 184 (Ray Donaldson, 1980-1992)
- 181 (Rohn Stark, 1982-1993)
- 164 (Don Shinnick, 1957-1968)
- 164 (Ordell Braase, 1957-1968)

### Most Consecutive Games Played

- 155 (Jerry Logan, 1963-1972)
- 139 (Jim Parker, 1957 to 2nd game of 1967)
- 138 (Alex Sandusky, 1957-1966)



# RECORDS

## SCORING

<b>Most Points Scored</b>		52 (Steve Myhra, 1958)
Game	24 (Lenny Moore vs. Chicago Bears, Oct. 4, 1958)	Career 52 (Toni Linhart, 1975)
	24 (Lenny Moore vs. Los Angeles, Oct. 16, 1960)	224 (Lou Michaels, 1964-1969)
	24 (Lenny Moore vs. Minnesota, Oct. 1, 1961)	224 (Dean Biasucci, 1984, 1986-1993)
	24 (Lydell Mitchell vs. Buffalo, Oct. 12, 1975)	195 (Toni Linhart, 1974-1979)
	24 (Eric Dickerson vs. Denver, Oct. 31, 1988)	<b>Highest Career Percentage of PATs (Minimum 50 attempts)</b>
Season	120 (Lenny Moore, 1964)	97.4 (Lou Michaels, 1964-1969)
	114 (Dean Biasucci, 1988)	97.3 (Dean Biasucci, 1984, 1986-1993)
	112 (Raul Allegre, 1983)	97.0 (Jim O'Brien, 1970-1972)
	109 (Toni Linhart, 1976)	94.7 (Steve Myhra, 1957-61)
Career	698 (Dean Biasucci, 1984, 1986-1993)	<b>Most Field Goals</b>
	678 (Lenny Moore, 1956-1967)	Game 5 (Lou Michaels vs. San Francisco, Sept. 25, 1966)
	586 (Lou Michaels, 1964-1969)	5 (Raul Allegre at Philadelphia, Oct. 30, 1983)
		5 (Dean Biasucci vs. Miami, Sept. 25, 1988)
<b>Most Consecutive Games Scoring</b>	62 (Lou Michaels, 13th game of 1965 through 14th game of 1969)	Season 30 (Raul Allegre, 1983)
<b>Most Touchdowns</b>		26 (Dean Biasucci, 1993)
Game	4 (Lenny Moore vs. Chicago Bears, Oct. 4, 1958)	25 (Dean Biasucci, 1988)
	4 (Lenny Moore vs. Los Angeles, Oct. 16, 1960)	24 (Dean Biasucci, 1987)
	4 (Lenny Moore vs. Minnesota, Oct. 1, 1961)	24 (Jim Martin, 1963)
	4 (Lydell Mitchell vs. Buffalo, Oct. 12, 1975)	Career 160 (Dean Biasucci, 1984, 1986-1993)
	4 (Eric Dickerson vs. Denver, Oct. 31, 1988)	107 (Lou Michaels, 1964-1969)
Season	20 (Lenny Moore, 1964)	72 (Toni Linhart, 1974-1979)
	15 (Lenny Moore, 1961)	<b>Most Consecutive Successful Field Goals</b>
	15 (Lydell Mitchell, 1975)	11 (Jim O'Brien, 1971, 1st through 5th games)
	15 (Eric Dickerson, 1988)	10 (Lou Michaels, 1967, 11th through 13th games)
Career	113 (Lenny Moore, 1956-1967) (includes one fumble recovery)	10 (Dean Biasucci, 1987, 11th through 15th games)
	68 (Raymond Berry, 1955-1967)	<b>Most Field Goals Attempts</b>
	58 (Don McCauley, 1971-1981)	Season 39 (Steve Myhra, 1961)
<b>Most Consecutive Games Scoring a Touchdown</b>	14 (Lenny Moore, 1964-1965)	39 (Jim Martin, 1963)
<b>Most Points after Touchdown</b>		39 (Lou Michaels, 1966)
Game	8 (Tom Feamster vs. Los Angeles, Nov. 25, 1956)	Career 226 (Dean Biasucci, 1984, 1986-1993)
	8 (Steve Myhra vs. Green Bay, Nov. 2, 1958)	198 (Lou Michaels, 1964-1969)
Season	53 (Lou Michaels, 1964)	119 (Toni Linhart, 1974-1979)
	51 (Toni Linhart, 1975)	<b>Highest Career Field Goal Percentage (Minimum 30 attempts)</b>
	50 (Steve Myhra, 1959)	72.2 (Raul Allegre, 1983-85, 57-79)
Career	263 (Lou Michaels, 1964-1969)	70.8 (Dean Biasucci, 1984, 1986-1993, 160-226)
	218 (Dean Biasucci, 1984, 1986-1993)	60.5 (Toni Linhart, 1974-1979, 72-119)
	184 (Toni Linhart, 1974-1979)	55.3 (Jim O'Brien, 1970-1972, 52-94)
<b>Most Consecutive Points after Touchdown</b>	103 (Lou Michaels, 1964-1966)	<b>Highest Single Game Conversion Percentage (Minimum 5 attempts)</b>
<b>Most Points after Touchdown Attempts</b>		100.0 (Lou Michaels vs. San Francisco, Sept. 25, 1966, (5 of 5))
Game	8 (Tom Feamster vs. Los Angeles, Nov. 25, 1956)	<b>Longest Field Goal</b>
	8 (Steve Myhra vs. Green Bay, Nov. 2, 1958)	58 (Dan Miller at San Diego, Dec. 26, 1982)
Season	54 (Lou Michaels, 1964)	56 (Bert Rechichar vs. Chicago Bears, Sept. 27, 1953)
		<b>Most Field Goals Blocked</b>
		4 (Bubba Smith, 1971)
		<b>Longest Blocked Field Goal Return</b>
		99t (Carl Taseff at Los Angeles, Dec. 12, 1959)

## RUSHING

<b>Most Rushing Attempts</b>		196 (Eric Dickerson vs. Tampa Bay, Dec. 27, 1987)
Game	40 (Lydell Mitchell at N.Y. Jets, Oct. 20, 1974, 156 yds.)	194 (Alan Ameche vs. Chicago, Sept. 25, 1955)
	36 (Eric Dickerson vs. Buffalo, Dec. 18, 1988, 166 yds.)	185 (Lenny Moore vs. Green Bay, Oct. 28, 1956)
	35 (Lydell Mitchell vs. Miami, Dec. 9, 1973, 104 yds.)	Season 1659 (Eric Dickerson, 1988)
	35 (Eric Dickerson vs. San Diego, Nov. 8, 1987, 138 yds.)	1311 (Eric Dickerson, 1989)
Season	388 (Eric Dickerson, 1988)	1200 (Lydell Mitchell, 1976)
	314 (Eric Dickerson, 1989)	1193 (Lydell Mitchell, 1975)
	301 (Lydell Mitchell, 1977)	1159 (Lydell Mitchell, 1977)
	289 (Lydell Mitchell, 1976)	1122 (Curtis Dickey, 1983)
	289 (Lydell Mitchell, 1975)	Career 5487 (Lydell Mitchell, 1972-1977)
Career	1391 (Lydell Mitchell, 1972-1977)	5194 (Eric Dickerson, 1987-1991)
	1258 (Eric Dickerson, 1987-1991)	5174 (Lenny Moore, 1956-1967)
	1200 (Tom Matte, 1961-1972)	<b>Best Rushing Average Per Attempt</b>
<b>Most Rushing Yardage</b>		Season (Minimum 80 attempts)
Game	198 (Norm Bulaich vs. N.Y. Jets, Sept. 19, 1971)	7.5 (Lenny Moore, 1956)
		7.3 (Lenny Moore, 1958)



# RECORDS



Career	7.1 (Lenny Moore, 1961) (Minimum 500 attempts)
	4.8 (Lenny Moore, 1956-1967)
	4.4 (Curtis Dickey, 1980-1985)
	4.2 (Alan Ameche, 1955-1960)
	4.1 (Eric Dickerson, 1987-1991)
	4.0 (John Unitas, 1956-1972)
<b>Most Touchdowns Rushing</b>	
Game	4 (Eric Dickerson vs. Denver, Oct. 31, 1988)
	3 (Alan Ameche at Milwaukee, Oct. 13, 1957)
	3 (Lenny Moore vs. Los Angeles, Oct. 29, 1960)
	3 (Tom Matte at Cleveland, Dec. 29, 1968)
	3 (Tom Matte vs. Washington, Nov. 2, 1969)
	3 (Don McCauley at Miami, Nov. 23, 1975)
	3 (Randy McMillan vs. New England, 12/1/85)
Season	16 (Lenny Moore, 1964)
	14 (Eric Dickerson, 1988)

Career	11 (Tom Matte, 1969)
	11 (Lydell Mitchell, 1975)
	11 (Curtis Dickey, 1980)
Career	63 (Lenny Moore, 1956-1967)
	45 (Tom Matte, 1961-1972)
	40 (Alan Ameche, 1955-1960)
	40 (Don McCauley, 1971-1981)
<b>Most Consecutive Games Rushing for Touchdown</b>	
	11 (Lenny Moore, 1963-1964)
<b>Most 100-Yard Games</b>	
Season	8 (Eric Dickerson, 1988)
Career	24 (Eric Dickerson, 1987-1991)
	16 (Lydell Mitchell, 1972-1977)
	7 (Alan Ameche, 1955-1960)
	6 (Curtis Dickey, 1980-1985)
	6 (Randy McMillan, 1981-1985)
	6 (Lenny Moore, 1956-1967)
<b>Longest Run from Scrimmage</b>	
80t	(Tom Matte vs. St. Louis, Oct. 12, 1964)
79t	(Alan Ameche vs. Chicago, Sept. 25, 1955)
79t	(Lenny Moore vs. Green Bay, Oct. 28, 1956)

## RECEIVING

<b>Most Pass Receptions</b>	
Game	13 (Joe Washington at Kansas City, Sept. 2, 1979)
	13 (Lydell Mitchell vs. N.Y. Jets, Dec. 15, 1974)
	12 (Raymond Berry at Washington, Nov. 10, 1957)
	12 (Raymond Berry at N.Y. Giants, Dec. 28, 1958) (NFL Championship game)
	12 (Lydell Mitchell vs. N.Y. Jets, Nov. 28, 1976)
	12 (Reggie Langhorne at Washington, Nov. 7, 1993)
Season	85 (Reggie Langhorne, 1993)
	82 (Joe Washington, 1979)
	75 (Raymond Berry, 1961)
	74 (Raymond Berry, 1960)
Career	631 (Raymond Berry, 1955-1967)
	411 (Bill Brooks, 1986-1992)
	363 (Lenny Moore, 1956-1967)
<b>Most Consecutive Games, Pass Receptions</b>	
	62 (Jessie Hester, Sept. 23, 1990 at Houston through Jan. 2, 1994 vs. Buffalo)
	45 (Lenny Moore, Nov. 17, 1957 at Chicago through Oct. 8, 1961 at Green Bay)
	39 (Bill Brooks, Nov. 5, 1990 vs. N.Y. Giants through Dec. 27, 1992 at Cincinnati)
<b>Most Pass Receiving Yards</b>	
Game	224 (Raymond Berry at Washington, Nov. 10, 1957)
	210 (Roger Carr at N.Y. Jets, Oct. 24, 1976)
	203 (Reggie Langhorne at Washington, Nov. 7, 1993)
Season	1298 (Raymond Berry, 1960)
	1131 (Bill Brooks, 1986)
	1112 (Roger Carr, 1976)
	1038 (Reggie Langhorne, 1993)
Career	9275 (Raymond Berry, 1955-1967)
	6039 (Lenny Moore, 1956-1967)
	5859 (Jimmy Orr, 1961-1970)
<b>Best Reception Average Per Catch</b>	
(Minimum 25 receptions)	
Season	25.9 (Roger Carr, 1976)
	25.6 (Jimmy Orr, 1968)
	23.5 (Glenn Doughty, 1973)

<b>Career (Minimum 100 receptions)</b>	
	19.3 (Jimmy Orr, 1961-1970)
	18.5 (Roger Carr, 1974-1981)
	17.1 (Ray Butler, 1980-85)
<b>Most Touchdown Receptions</b>	
Game	3 (Jim Mustcheller vs. Green Bay at Milwaukee, Oct. 13, 1957)
	3 (Raymond Berry at Dallas, Oct. 30, 1960)
	3 (Raymond Berry vs. Green Bay, Nov. 6, 1960)
	3 (Jimmy Orr vs. Washington, Dec. 8, 1962)
	3 (Jimmy Orr vs. Los Angeles, Oct. 4, 1964)
	3 (Roger Carr vs. Cincinnati, Sept. 19, 1976)
Season	14 (Raymond Berry, 1959)
	11 (Jimmy Orr, 1962)
	11 (Roger Carr, 1976)
Career	68 (Raymond Berry, 1955-1967)
	50 (Jimmy Orr, 1961-1970)
	48 (Lenny Moore, 1956-1967)
<b>Most Consecutive Games, Touchdown Receptions</b>	
	7 (Raymond Berry, Nov. 15, 1959 vs. Green Bay at Milwaukee through Oct. 2, 1960 vs. Chicago)
	5 (Jimmy Orr, Dec. 2, 1962 at Detroit through Sept. 22, 1963 at San Francisco)
	5 (Raymond Berry, Oct. 17, 1965 at Washington through Nov. 14, 1965 at Minnesota)
	4 (By many players)
<b>Most 100-yard Games</b>	
Season	7 (Raymond Berry, 1960)
	4 (Lenny Moore, 1958)
	4 (Raymond Berry, 1959)
	4 (Lenny Moore, 1960)
	4 (Jimmy Orr, 1962)
Career	23 (Raymond Berry, 1955-1967)
	18 (Jimmy Orr, 1961-1970)
	17 (Lenny Moore, 1956-1967)
<b>Longest Pass Reception</b>	
90t	(Roger Carr from Bert Jones vs. N.Y. Jets Nov. 16, 1975)
89t	(John Mackey from John Unitas at Los Angeles, Oct. 30, 1966)
89t	(Roger Carr from Bert Jones at Buffalo, Nov. 9, 1975)

## PASSING

<b>Most Pass Attempts</b>	
Game	59 (Jeff George at Washington, Nov. 7, 1993, 37 comp.)
	57 (Jack Trudeau at N.Y. Jets, Nov. 16, 1986, 27 comp.)
	53 (Jack Trudeau vs. N.Y. Jets, Sept. 28, 1986, 21 comp.)
	53 (Bert Jones vs. N.Y. Jets, Dec. 15, 1974, 36 comp.)
Season	485 (Jeff George, 1991)
	457 (Greg Landry, 1979)
	446 (Bert Jones, 1980)
	436 (John Unitas, 1967)
Career	5110 (John Unitas, 1956-1972)

	2464 (Bert Jones, 1973-1981)
	1536 (Jack Trudeau, 1986-1993)
	1532 (Jeff George, 1990-1993)
<b>Most Pass Completions</b>	
Game	37 (Jeff George at Washington, Nov. 7, 1993, 59 att.)
	36 (Bert Jones vs. N.Y. Jets, Dec. 15, 1974, 53 att.)
	30 (Jeff George vs. Buffalo, Jan. 2, 1994, 48 att.)
	29 (Greg Landry vs. N.Y. Jets, Dec. 2, 1979, 49 att.)
	29 (Jeff George vs. Detroit, Sept. 22, 1991, 40 att.)



## RECORDS

Season	292 (Jeff George, 1991)
	270 (Greg Landry, 1979)
	255 (John Unitas, 1967)
Career	2796 (John Unitas, 1956-1972)
	1382 (Bert Jones, 1973-1981)
	874 (Jeff George, 1990-1993)
<b>Most Consecutive Completions</b>	
	17 (Bert Jones vs. N.Y. Jets, Dec. 15, 1974)
	12 (John Unitas vs. Atlanta, Nov. 27, 1967)
<b>Highest Pass Completion Percentage</b>	
Game	92.3 (Bert Jones vs. Kansas City, Nov. 30, 1975)
	(13-12-145)-1 TD
	(Minimum 140 attempts)
Season	60.4 (Bert Jones, 1976)
	60.2 (Jeff George, 1991)
	59.1 (Greg Landry, 1979)
	59.0 (Gary Hogeboom, 1986)
	59.0 (Bert Jones, 1975)
Career	(Minimum 140 attempts per season)
	59.1 (Greg Landry, 1979)
	57.0 (Jeff George, 1990-1993)
	56.1 (Bert Jones, 1973-1981)
	54.7 (John Unitas, 1956-1972)
<b>Most Yards Passing</b>	
Game	401 (John Unitas vs. Atlanta, Sept. 17, 1967)
	397 (John Unitas vs. Cleveland, Nov. 1, 1959)
	385 (John Unitas vs. Minnesota, Dec. 16, 1962)
Season	3481 (John Unitas, 1963)
	3428 (John Unitas, 1967)
	3134 (Bert Jones, 1980)
Career	39768 (John Unitas, 1956-1972)
	17663 (Bert Jones, 1973-1981)
	9647 (Jack Trudeau, 1986-1993)
<b>Most 300-Yards or More Passing Games</b>	
	26 (John Unitas, 1956-1972)
<b>Highest Average Per Pass Attempt</b>	
Season	9.26 (John Unitas, 1964)
	9.18 (Earl Morrall, 1968)
	9.05 (Bert Jones, 1976)
Career	7.78 (John Unitas, 1956-1972)
5 yr. min.	7.16 (Bert Jones, 1973-1981)
<b>Most Touchdown Passes</b>	
Game	5 (Gary Cuzzo at Minnesota, Nov. 14, 1965)
	5 (Gary Hogeboom at Buffalo, Oct. 4, 1987)
Season	32 (John Unitas, 1959)
	26 (Earl Morrall, 1968)

	25 (John Unitas, 1960)
Career	287 (John Unitas, 1956-1972)
	122 (Bert Jones, 1973-1981)
	47 (Earl Morrall, 1968-1971)

### Most Consecutive Games Throwing Touchdown Pass

	*47 (John Unitas, 1956-1960)
<b>Highest Percentage of Touchdowns Thrown</b>	
Season	(Minimum 140 attempts)

	8.7 (John Unitas, 1959)
	8.2 (John Unitas, 1965)
	8.0 (John Unitas, 1957)
Career	5.6 (John Unitas, 1956-1972)
5 yr. min.	5.0 (Bert Jones, 1973-1981)

### Most Passes Had Intercepted

Game	6 (Fred Enke at Green Bay, Oct. 18, 1953, 24 attempts)
	5 (Fred Enke at Detroit, Nov. 7, 1953, 15 attempts)
	5 (John Unitas vs. San Francisco, Nov. 26, 1960, 30 attempts)
	5 (John Unitas at Green Bay, Oct. 8, 1961, 24 attempts)
	5 (John Unitas at Detroit, Nov. 20, 1966, 19 attempts)
	5 (Bill Troup vs. Miami, Sept. 10, 1978, 33 attempts)
Season	24 (John Unitas 1960, 1961, and 1966)
Career	246 (John Unitas, 1956-1972)

### Fewest Interceptions

Season	(Minimum 140 pass attempts)
	6 (John Unitas, 1964)
	6 (John Unitas, 1972)
	6 (Marty Domres, 1972)
	6 (Jack Trudeau, 1987, 1990)
	6 (Jeff George, 1993)

### Lowest Interception Rate

Season	1.5 (Jeff George, 1993)
	2.0 (John Unitas, 1964)
	2.3 (Bert Jones, 1975)
	2.5 (Jeff George, 1991)
	2.6 (Bert Jones, 1976)
	2.6 (Jack Trudeau, 1987)
Career	3.0 (Jeff George, 1990-1993)
	3.9 (Bert Jones, 1973-1981)
	4.0 (Jack Trudeau, 1986-1993)
	4.8 (John Unitas, 1956-1972)

### Longest Pass Completion

	90t (Bert Jones to Roger Carr vs. N.Y. Jets, Nov. 16, 1975)
	89t (Bert Jones to Roger Carr at Buffalo, Nov. 9, 1975)
	89t (John Unitas to John Mackey at Los Angeles, Oct. 30, 1966)

## PUNTING

<b>Most Punts</b>	
Game	12 (David Lee vs. Oakland, Dec. 24, 1977, AFC Playoffs)
	11 (Cotton Davidson at Chicago, Oct. 10, 1954)
	11 (Joe Don Looney at San Francisco, Nov. 29, 1964)
	11 (David Lee at Miami, Nov. 11, 1973)
	11 (David Lee at New England, Oct. 19, 1975)
Season	99 (Bucky Dilts, 1979)
	98 (Rohn Stark, 1984)
	92 (David Lee, 1978)
Career	912 (Rohn Stark, 1982-1993)
	838 (David Lee, 1966-1975)
	232 (Tom Gilburg, 1961-1965)
<b>Most Yards Punting</b>	
Season	4383 (Rohn Stark, 1984)
	4124 (Rohn Stark, 1983)
	3716 (Rohn Stark, 1992)

Career	40070 (Rohn Stark, 1982-1993)
	34019 (David Lee, 1966-1978)
	9607 (Tom Gilburg, 1961-1965)

### Highest Punting Average

Season	45.9 (Rohn Stark, 1985)
	45.6 (David Lee, 1966)
	45.3 (David Lee, 1969)
Career	43.9 (Rohn Stark, 1982-1993)
	41.1 (Tom Gilburg, 1961-1965)
	40.6 (David Lee, 1966-1978)

### Longest Punt

	76 (David Lee at N.Y. Giants, Oct. 17, 1971)
--	--

### Most Punts Blocked

Season	2 (David Lee, 1973, 1977, 1978)
	2 (Bucky Dilts, 1979)
	2 (Mike Bragg, 1980)
	2 (Rohn Stark, 1985, 87)
Career	11 (David Lee, 1966-1978)

## INTERCEPTIONS

<b>Most Interceptions</b>	
Game	3 (Bert Rechichar vs. Chicago Bears, Sept. 27, 1953)
	3 (Tom Keane at Philadelphia, Nov. 15, 1953)
	3 (Gary Glick at Washington, Nov. 26, 1961)
	3 (Jerry Logan at N.Y. Jets, Oct. 18, 1970)
	3 (Jackie Wallace at New England, Sept. 12, 1976)

	3 (Lyle Blackwood vs. N.Y. Jets, Nov. 20, 1977)
	3 (Eugene Daniel vs. Green Bay, Oct. 27, 1985)
	3 (Leonard Coleman vs. New Orleans, Oct. 12, 1986)
	3 (Mike Prior vs. Phoenix, Dec. 20, 1992)
Season	11 (Tom Keane, 1953)
	10 (Milt Davis, 1957)
	10 (Lyle Blackwood, 1977)
	9 (Bob Boyd, 1964)
	9 (Bob Boyd, 1965)



# RECORDS



Career 57 (Bob Boyd, 1960-1968)  
37 (Don Shinnick, 1957-1968)  
34 (Jerry Logan, 1963-1972)

**Most Interception Return Yardage**  
Game 121 (Milt Davis at Chicago Bears, Nov. 17, 1957, 2 interceptions)

Season 225 (Keith Taylor, 1989)  
219 (Milt Davis, 1957)  
199 (Andy Nelson, 1958)

Career 994 (Bob Boyd, 1960-1968)  
518 (Rick Volk, 1967-1975)  
410 (Milt Davis, 1957-1960)

**Highest Interception Return Average**  
Season (Minimum 4 interceptions)  
36.5 (Lyle Blackwood, 1978)  
32.1 (Keith Taylor, 1989)  
31.5 (Jackie Wallace, 1975)  
25.7 (Rick Volk, 1968)

Career (Minimum 25 interceptions)

17.4 (Bob Boyd, 1960-1968)  
16.7 (Rick Volk, 1967-1975)  
15.2 (Milt Davis, 1957-1960)

**Most Interceptions Returned for Touchdowns**  
Season 2 (Milt Davis, 1957)  
2 (Jerry Logan, 1965)  
2 (Jerry Logan, 1970)  
2 (Jackie Wallace, 1975)  
2 (Lyle Blackwood, 1978)

Career 5 (Jerry Logan, 1963-1972)  
4 (Bob Boyd, 1960-1968)  
3 (Andy Nelson, 1957-1963)  
3 (Milt Davis, 1957-1960)

**Longest Interception Return**  
94t (Rick Volk at Chicago, Oct. 8, 1967)  
94t Larry Burroughs at Minnesota, Dec. 12, 1982)  
90t Steve Emtman at Miami, Oct. 25, 1992

## KICKOFF RETURNS

**Most Kickoff Returns**  
Game 7 (Nesby Glasgow at New England, Nov. 18, 1979)  
6 (Bruce Laird vs. N.Y. Jets, Sept. 24, 1972)  
6 (Nesby Glasgow vs. Kansas City, Dec. 20, 1980)  
6 (Zachary Dixon at Washington, Dec. 13, 1981)  
6 (Zachary Dixon vs. Miami, Jan. 2, 1983)  
6 (Clarence Verdin at Miami, Oct. 24, 1993)

Season 50 (Nesby Glasgow, 1979)  
50 (Clarence Verdin, 1993)  
41 (Marshall Johnson, 1978)  
39 (Clarence Verdin, 1992)

Career 169 (Clarence Verdin, 1988-93)  
148 (Albert Bentley, 1985-1991)  
137 (Bruce Laird, 1972-1979)

**Best Kickoff Return Yardage Average**  
Season (minimum 14 returns)  
35.4 (Jim Duncan, 1970)  
30.7 (Alvin Haymond, 1965)

Career (minimum 30 returns)  
32.5 (Jim Duncan, 1969-1971)  
27.9 (Jim Sample, 1958-1960)  
27.5 (Buddy Young, 1953-1955)

**Most Kickoff Return Touchdowns**  
Season 2 (Lenny Lyles, 1958)  
2 (Preston Pearson, 1968)

Career 2 (Preston Pearson, 1967-1968)  
2 (Jim Duncan, 1969-1971)  
2 (Lenny Lyles, 1958, 1961-1969)

**Longest Kickoff Return**  
104t (Buddy Young at Philadelphia, Nov. 15, 1953)

1050 (Clarence Verdin, 1993)  
927 (Marshall Johnson, 1978)  
843 (Bruce Laird, 1972)

Career 3420 (Clarence Verdin, 1988-93)  
3406 (Bruce Laird, 1972-1979)  
3175 (Albert Bentley, 1985-1991)

**Most Kickoff Return Touchdowns**  
Season 2 (Lenny Lyles, 1958)  
2 (Preston Pearson, 1968)

Career 2 (Preston Pearson, 1967-1968)  
2 (Jim Duncan, 1969-1971)  
2 (Lenny Lyles, 1958, 1961-1969)

**Longest Kickoff Return**  
104t (Buddy Young at Philadelphia, Nov. 15, 1953)

## PUNT RETURNS

**Most Punt Returns**  
Game 9 (Nesby Glasgow at Kansas City, Sept. 2, 1979)  
8 (Howard Stevens vs. Tampa Bay, Oct. 3, 1976)

Season 44 (Nesby Glasgow, 1979)  
41 (Alvin Haymond, 1965)  
40 (Alvin Haymond, 1966)  
40 (Robbie Martin, 1985)

Career 155 (Clarence Verdin, 1988-1993)  
112 (Carl Taseff, 1953-1961)  
109 (Howard Stevens, 1975-1977)  
108 (Alvin Haymond, 1964-1967)

**Most Punt Return Yardage**  
Game 148 (Carl Taseff vs. Green Bay at Milwaukee, Oct. 14, 1956)

Season 443 (Robbie Martin, 1985)  
403 (Alvin Haymond, 1965)  
396 (Howard Stevens, 1975)  
396 (Clarence Verdin, 1990)

Career 1537 (Clarence Verdin, 1988-1993)  
1012 (Howard Stevens, 1975-1977)  
911 (Alvin Haymond, 1964-1967)

**Highest Punt Return Average**  
Season (minimum 14 returns)  
12.9 (Clarence Verdin, 1989)  
12.6 (Wendell Harris, 1964)  
12.6 (Clarence Verdin, 1990)

(minimum 30 returns)  
Career 13.5 (Ron Gardin, 1970)  
9.9 (Clarence Verdin, 1988-1993)  
9.2 (Howard Stevens, 1975-1977)  
9.2 (Jerry Logan, 1963-1972)

**Most Punt Returns for Touchdowns**  
Season 2 (Clarence Verdin, 1992)  
1 (Carl Taseff, 1953)  
1 (Carl Taseff, 1956)  
1 (Jerry Logan, 1967)  
1 (Ron Gardin, 1970)  
1 (Nesby Glasgow, 1979)  
1 (Robbie Martin, 1985)  
1 (Clarence Verdin, 1988)  
1 (Clarence Verdin, 1989)

Career 4 (Clarence Verdin, 1988-1993)  
2 (Carl Taseff, 1953-1962)

**Longest Punt Return**  
90t (Carl Taseff vs. Green Bay at Milwaukee, Oct. 14, 1956)

**Most Fair Catches**  
Season 20 (Ron Gardin, 1970)  
20 (Rick Volk, 1971)  
17 (Clarence Verdin, 1993)  
Career 55 (Rick Volk, 1967-1975)  
54 (Clarence Verdin, 1988-1993)  
26 (Nesby Glasgow, 1979-1980, 1982)  
22 (Alvin Haymond, 1964-1967)

22 (Alvin Haymond, 1964-1967)

## FUMBLES

**Most Fumble Recoveries**  
Season 6 (Barney Poole, 1953)  
6 (Stan White, 1973)

**Longest Fumble Return**  
64t (Stan White vs. Buffalo, Dec. 12, 1976)

56t (Rodney Culver vs. Miami, Sept. 5, 1993)

52t (Johnnie Cooks at New England, Sept. 4, 1983)

## COLTS TEAM RECORDS

### GAMES WON

**Most Wins in a Season**  
15 1968 (including post-season)  
13 1968 (regular season only)

**Most Consecutive Wins**  
11 (Sept. 20, 1964 at Green Bay to Nov. 29, 1964 vs. San Francisco)

**Most Consecutive Wins at Home**  
9 (Nov. 2, 1975 vs. Cleveland to

Nov. 1, 1976 vs. Houston)  
**Most Consecutive Wins on the Road**  
8 (Sept. 22, 1968 at Atlanta to Dec. 29, 1968 at Cleveland)

**Most Consecutive Games Without Defeat**  
15 (Dec. 18, 1966 at San Francisco to Dec. 10, 1967 vs. New Orleans)



# RECORDS

## GAMES LOST

### Most Games Lost in a Season

15 (1991)

### Most Consecutive Games Lost at Home

9 (Sept. 22, 1974 vs. Green Bay to Oct. 12, 1975 vs. Buffalo)

### Most Consecutive Games Lost

14 (Sept. 13, 1981 vs. Buffalo to Dec. 13, 1981 at Washington)

### Most Consecutive Games Lost on the Road

12 (Sept. 20, 1981 at Denver to Dec. 26, 1982 at San Diego)

## TIE GAMES

### Most Tie Games in a Season

2 (1967)

### Most Consecutive Tie Games

2 (Oct. 15, 1967 vs. Los Angeles to Oct. 22, 1967 at Minnesota)

## SCORING

### Most Points Scored

Half 45 (vs. Denver, Oct. 31, 1988)

Game 58 (vs. Buffalo, Dec. 12, 1976)

Season 428 (1964)

### Most Points by Opponent

Half 37 (vs. Chicago, Nov. 25, 1962)

37 (at New England, Nov. 23, 1980)

Game 58 (at Chicago, Oct. 21, 1956)

Season 533 (1981)

### Fewest Points Scored

Season 113 (1982)

131 (1954)

### Fewest Points by Opponent

Season 140 (1971)

### Most Points Scored, Both Teams

Game 89 (Baltimore (51) vs. Chicago (38), Oct. 4, 1958)

### Fewest Points Scored, Both Teams

Game 6 (Buffalo (6) vs. Baltimore (0), Dec. 1, 1974)

6 (Indianapolis (6) vs. N.Y. Jets (0), Oct. 11, 1987)

6 (Indianapolis (6) at New England (0), Dec. 6, 1992)

### Most Shutouts

Season 3 (1968)

3 (1971)

### Most Shutouts by Opponent

Season 3 (1972)

### Most Consecutive Shutouts by Opponent

2 (Sept. 4, 1978 at Dallas to Sept. 10, 1978 vs. Miami)

2 (Nov. 21, 1982 at N.Y. Jets to Nov. 28, 1982 at Buffalo)

2 (Nov. 1, 1992 at San Diego to Nov. 8, 1992 vs. Miami)

### Most Touchdowns

Game 8 (vs. Los Angeles, Nov. 25, 1956)

8 (vs. Green Bay, Nov. 2, 1958)

Season 54 (1964)

### Most Touchdowns by Opponent

Game 8 (vs. Chicago, Nov. 25, 1962)

68 (1981)

### Fewest Touchdowns

Season 12 (1982)

14 (1954)

14 (1991)

### Fewest Touchdowns by Opponent

Season 16 (1968)

### Most Touchdowns Rushing

Game 5 (at Buffalo, Oct. 10, 1971)

5 (vs. Buffalo, Oct. 6, 1985)

5 (vs. Denver, Oct. 31, 1988)

Season 29 (1964)

### Fewest Touchdowns Rushing

Season 3 (1991)

### Most Touchdowns Rushing by Opponent

Game 5 (at Green Bay, Oct. 18, 1953)

5 (vs. Cleveland Nov. 1, 1959)

5 (at Green Bay, Oct. 8, 1961)

Season 23 (1991)

### Fewest Touchdowns Rushing by Opponent

Season 5 (1967)

### Most Touchdowns Passing

Game 5 (vs. Green Bay, Nov. 2, 1958)

5 (at Dallas, Oct. 30, 1960)

5 (vs. Minnesota, Dec. 16, 1962)

5 (at Minnesota, Nov. 14, 1965)

5 (vs. Detroit, Oct. 16, 1966)

5 (at Buffalo, Oct. 4, 1987)

Season 33 (1959)

### Fewest Touchdowns Passing

Season 6 (1982)

9 (1954)

9 (1974)

### Most Touchdowns Passing by Opponent

Game 7 (at Minnesota, Sept. 28, 1969)

Season 37 (1981)

### Fewest Touchdowns Passing by Opponent

Season 8 (1960)

### Most Points After Touchdown

Game 8 (vs. Los Angeles, Nov. 25, 1956)

8 (vs. Green Bay, Nov. 2, 1958)

Season 53 (1964)

### Fewest Points After Touchdown

Season 11 (1982)

12 (1954)

### Most Points After Touchdown by Opponent

Game 6 (vs. Chicago, Nov. 25, 1962)

6 (at Pittsburgh, Sept. 8, 1985)

6 (at Buffalo, Oct. 13, 1991)

Season 53 (1978)

### Most Field Goals

Game 5 (at Los Angeles, Dec. 4, 1954)

5 (vs. San Francisco, Sept. 25, 1966)

5 (at Philadelphia, Oct. 30, 1983)

5 (vs. Miami, Sept. 25, 1988)

Season 30 (1983)

### Most Field Goals by Opponent

Game 5 (at Washington, Nov. 18, 1973)

Season 32 (1990)

### Fewest Field Goals by Opponent

Season 5 (1971)

### Greatest Margin of Victory

56 (Baltimore (56) vs. Green Bay (0), Nov. 2, 1958)

### Greatest Margin of Defeat

57 (Chicago (57) vs. Baltimore (0), Nov. 25, 1962)

### Most Consecutive Games Scoring

104 (Oct. 24, 1954 vs. Green Bay to Nov. 18, 1962 at Green Bay)

## FIRST DOWNS

### Most First Downs

Game 33 (vs. N.Y. Jets, Dec. 15, 1974)

Season 327 (1980)

### Most First Downs by Opponent

Game 34 (at Philadelphia, Nov. 15, 1981)

Season 406 (1981)

### Fewest First Downs

Game 4 (at Miami, Nov. 11, 1973)

Season 141 (1953)

### Fewest First Downs by Opponent

Game 3 (vs. San Francisco, Nov. 22, 1959)

Season 166 (1971)

### Most First Downs, Both Teams

Game 57 (vs. N.Y. Jets, Dec. 15, 1974)

### Fewest First Downs, Both Teams

Game 19 (at New England, Nov. 11, 1990)

21 (at Chicago, Oct. 10, 1954)

21 (at Chicago, Nov. 16, 1958)

21 (at Miami, Nov. 11, 1973)

### Most First Downs Rushing

Game 18 (at Detroit, Oct. 19, 1958)

18 (vs. Buffalo, Oct. 6, 1985)

Season 153 (1988)

### Fewest First Downs Rushing

Game 0 (vs. Los Angeles, Nov. 27, 1966)

0 (at New England, Nov. 11, 1990)

0 (vs. Philadelphia, Dec. 19, 1993)

Season 55 (1991)

### Most First Downs Rushing by Opponent

Game 19 (vs. Miami, Oct. 29, 1972)

19 (vs. Dallas, Dec. 6, 1981)

Season 162 (1981)

### Fewest First Downs Rushing by Opponent

Game 0 (vs. Chicago, Oct. 5, 1957)

0 (vs. San Francisco, Oct. 13, 1963)

0 (at Buffalo, Oct. 10, 1971)

Season 60 (1971)



# RECORDS



**Most First Downs Passing**  
 Game 22 (vs. N.Y. Jets, Dec. 15, 1974)  
 Season 180 (1993)  
 174 (1980)  
 174 (1992)

**Fewest First Downs Passing**  
 Game 1 (at Cleveland, Sept. 16, 1973)  
 1 (at Green Bay, Nov. 24, 1991)  
 Season 79 (1973)

**Most First Downs Passing by Opponent**  
 Game 24 (at Minnesota, Sept. 28, 1969)

24 (at Miami, Sept. 15, 1985)  
 Season 214 (1981)

**Fewest First Downs Passing by Opponent**  
 Game 2 (at Atlanta, Nov. 12, 1967)  
 2 (vs. St. Louis, Sept. 17, 1972)  
 Season 95 (1971)

**Most First Downs by Penalty**  
 Season 32 (1979)

**Most First Downs by Penalty by Opponent**  
 Season 38 (1980)

## NET YARDS

**Most Net Yards Gained**  
 Game 595 (at Atlanta, Nov. 12, 1967)  
 Season 5236 (1976)

**Fewest Net Yards Gained**  
 Game 69 (vs. Detroit, Nov. 6, 1954)  
 Season 2483 (1982)  
 2716 (1953)

**Most Net Yards Gained by Opponent**  
 Game 597 (at San Francisco, Dec. 13, 1953)  
 Season 6793 (1981)

**Fewest Net Yards Gained by Opponent**  
 Game 59 (at Buffalo, Oct. 10, 1971)  
 Season 2852 (1971)

## RUSHING

**Most Rushing Attempts**  
 Game 60 (vs. San Francisco, Nov. 22, 1959)  
 Season 617 (1977)

**Fewest Rushing Attempts**  
 Game 11 (vs. Washington, Dec. 22, 1990)  
 Season 293 (1982)  
 335 (1990)

**Most Rushing Attempts by Opponent**  
 Game 66 (vs. Dallas, Dec. 6, 1981)  
 Season 663 (1978)

**Fewest Rushing Attempts by Opponent**  
 Game 11 (at Buffalo, Oct. 10, 1971)  
 Season 335 (1959)

**Most Yards Gained Rushing**  
 Game 318 (vs. Green Bay, Oct. 28, 1956)  
 Season 2695 (1983)

**Fewest Yards Gained Rushing**  
 Game 4 (vs. Detroit, Sept. 22, 1991)  
 Season 1044 (1982)  
 1102 (1992)  
 1168 (1991)

**Most Yards Gained Rushing by Opponent**  
 Game 354 (vs. Dallas, Dec. 6, 1981)  
 Season 3010 (1978)

**Fewest Yards Gained Rushing by Opponent**  
 Game 4 (at Buffalo, Oct. 10, 1971)  
 Season 1113 (1971)

## PASSING

**Most Passes Attempted**  
 Game 59 (at Washington, Nov. 7, 1993)  
 Season 594 (1993)

**Fewest Passes Attempted**  
 Game 7 (at Los Angeles, Dec. 18, 1965)  
 Season 266 (1955)

**Most Passes Attempted by Opponent**  
 Game 62 (at N.Y. Jets, Oct. 18, 1970)  
 Season 556 (1989)

**Fewest Passes Attempted by Opponent**  
 Game 8 (at Miami, Jan. 2, 1972) (AFC Championship)  
 Season 281 (1953)

**Most Passes Attempted, Both Teams**  
 Game 98 (at Minnesota, Sept. 28, 1969)  
 Season 1096 (1986)

**Fewest Passes Attempted, Both Teams**  
 Game 28 (at Buffalo, Oct. 14, 1973)

**Most Passes Completed**  
 Game 37 (at Washington, Nov. 7, 1993)  
 Season 332 (1993)

**Fewest Passes Completed**  
 Game 3 (at Los Angeles, Dec. 18, 1965)  
 3 (at Buffalo, Nov. 28, 1982)  
 Season 126 (1953)

**Most Passes Completed by Opponent**  
 Game 36 (at Minnesota, Sept. 28, 1969)  
 Season 322 (1989)

**Fewest Passes Completed by Opponent**  
 Game 3 (vs. Buffalo, Dec. 17, 1978)  
 Season 144 (1960)

**Highest Completion Percentage**  
 Season 59.6 (1975)  
 59.6 (1991)

**Lowest Completion Percentage**  
 Season 39.5 (1953)

**Most Yards Gained Passing**  
 Game 451 (vs. Minnesota, Dec. 16, 1962)  
 Season 3623 (1993)

**Fewest Yards Gained Passing**  
 Game 1 (vs. Buffalo, Oct. 13, 1974)  
 Season 1257 (1953)

**Most Yards Gained Passing by Opponent**  
 Game 496 (vs. N.Y. Jets, Sept. 24, 1972)  
 Season 4128 (1981)

**Fewest Yards Gained Passing by Opponent**  
 Game 13 (vs. Tampa Bay, Oct. 3, 1976)  
 Season 1726 (1960)

**Most Quarterback Sacks**  
 Game 11 (at Los Angeles, Nov. 22, 1964)  
 11 (vs. Cleveland, Sept. 6, 1992)  
 Season 59 (1975)

## INTERCEPTIONS

**Most Interceptions**  
 Game 7 (at Los Angeles, Dec. 4, 1954)  
 7 (vs. Chicago, Oct. 2, 1960)  
 Season 40 (1959)

**Fewest Interceptions**  
 Season 8 (1975)

**Most Interceptions, Both Teams**  
 Game 9 (at Philadelphia, Nov. 15, 1953)  
 9 (at N.Y. Jets, Oct. 18, 1970)  
 9 (vs. N.Y. Jets, Sept. 23, 1973)

**Most Interceptions by Opponents**  
 Game 8 (vs. N.Y. Jets, Sept. 23, 1973)  
 Season 30 (1978)

**Fewest Interceptions by Opponents**  
 Season 5 (1982)  
 8 (1975)

**Most Interception Return Yardage**  
 Game 144 (vs. Green Bay, Nov. 2, 1958) (5 interceptions)  
 Season 577 (1959)

**Fewest Interception Return Yardage**  
 Season 75 (1985)

**Most Interception Return Yardage by Opponent**  
 Game 162 (at Denver, Nov. 27, 1977)  
 Season 529 (1978)

**Fewest Interceptions Return Yardage by Opponent**  
 Season 117 (1983)  
 129 (1982)

**Most Touchdowns by Interception**  
 Game 3 (at Pittsburgh, Sept. 29, 1968)  
 Season 5 (1959)

**Most Touchdowns by Interception by Opponent**  
 Game 2 (vs. N.Y. Jets, Sept. 23, 1973)  
 2 (at Buffalo, Sept. 20, 1992)  
 2 (vs. New England, Nov. 15, 1992)  
 Season 4 (1973)  
 4 (1992)

**Most Touchdowns by Interception, Both Teams**  
 Game 3 (at Pittsburgh, Sept. 29, 1968)  
 Season 7 (1959)

**Best Interception Percentage**  
 Season 11.4 (1959)



# RECORDS

## PUNTING

### Most Punts

Game 13 (vs. Oakland, Dec. 24, 1977)  
(AFC Playoffs)

Season 101 (1979)

### Most Punts by Opponent

Game 11 (vs. N.Y. Jets, Sept. 19, 1971)

11 (at Kansas City, Sept. 2, 1979)

### Fewest Punts

Game 0 (vs. Cleveland, Nov. 1, 1959)

0 (vs. Detroit, Nov. 19, 1967)

0 (at San Diego, Nov. 7, 1976)

0 (vs. New England, Sept. 1, 1991)

Season 42 (1961)

### Fewest Punts by Opponent

Game 0 (at San Francisco, Dec. 13, 1953)

0 (vs. Green Bay, Nov. 6, 1960)

Season 20 (1967)

### Highest Punting Average

Season 45.6 (1966)

### Highest Punting Average by Opponent

Season 42.5 (1992)

42.0 (1984)

### Most Fair Catches

Season 34 (1971)

## PUNT RETURNS

### Most Punt Returns

Season 61 (1985)

### Most Punt Returns by Opponent

Season 87 (1965)

### Most Punt Return Yardage

Season 502 (1962)

### Most Punt Return Yardage by Opponent

Season 642 (1983)

### Most Touchdowns by Punt Return

Game 1 (vs. Green Bay, Oct. 31, 1953)

1 (at Green Bay, Oct. 14, 1956)

1 (vs. Detroit, Nov. 19, 1967)

1 (vs. Miami, Nov. 1, 1970)

1 (at New England, Nov. 18, 1979)

1 (at Cleveland, Sept. 19, 1988)

1 (at N.Y. Jets, Oct. 1, 1989)

1 (at Miami, Oct. 25, 1992)

1 (vs. New England, Nov. 15, 1992)

Season 2 (1992)

### Most Touchdowns by Punt Returns by Opponent

Game 1 (13 game tie)

Season 2 (1956)

## KICKOFF RETURNS

### Most Kickoff Returns

Season 84 (1981)

### Most Kickoff Returns by Opponent

Season 82 (1968)

### Most Kickoff Return Yardage

Season 1,651 (1981)

### Most Kickoff Return Yardage by Opponent

Season 1,668 (1976)

### Most Touchdowns by Kickoff Returns

Game 1 (11 game tie)

Season 2 (1958, 1968)

### Most Touchdowns by Kickoff Returns by Opponent

Game 1 (12 game tie)

Season 2 (1977)

## PENALTIES

### Most Penalties

Game 16 (at Denver, Dec. 11, 1983)

Season 137 (1979)

### Fewest Penalties

Game 0 (at Green Bay (at Milwaukee),  
Sept. 10, 1966)

Season 51 (1960)

### Most Penalties by Opponent

Game 17 (at Pittsburgh, Oct. 30, 1977)

Season 118 (1988)

### Most Penalty Yards

Game 153 (at Buffalo, Sept. 18, 1983)

Season 1239 (1979)

### Fewest Penalty Yards

Game 0 (at Green Bay (at Milwaukee),  
Sept. 10, 1966)

Season 433 (1982)

483 (1973)

### Most Penalty Yards by Opponent

Game 148 (vs. Chicago, Nov. 21, 1954)

Season 996 (1978)

## FUMBLES

### Most Fumbles

Game 7 (vs. Miami, Oct. 23, 1983)

Season 41 (1986)

### Fewest Fumbles

Season 16 (1973)

### Most Fumbles by Opponent

Game 8 (at New England, Oct. 7, 1973)

Season 43 (1987)

### Most Fumbles Lost

Game 5 (at Detroit, Oct. 20, 1957)

5 (at Green Bay, Sept. 29, 1963)

### Fewest Fumbles Lost

Season 8 (1988)

8 (1967)

### Most Fumbles Recovered

Game 5 (vs. Los Angeles, Nov. 23, 1958)

Season 27 (1953)

### Fewest Fumbles Recovered, Both Teams

Season 13 (1967)

# TOP CAREER PERFORMANCES

## RUSHING YARDAGE

Yardage	Player	Attempts	Avg.	Long	TD	Seasons
1. 5487	Lydell Mitchell . . . . .	1391	3.9	64t	27	1972-77
2. 5194	Eric Dickerson . . . . .	1258	4.1	57	32	1987-91
3. 5174	Lenny Moore . . . . .	1069	4.8	79t	63	1956-67
4. 4646	Tom Matte . . . . .	1200	3.9	80t	45	1961-72
5. 4045	Alan Ameche . . . . .	964	4.2	79t	40	1955-60
6. 3876	Randy McMillan . . . . .	990	3.9	42	24	1981-86
7. 3490	Curtis Dickey . . . . .	800	4.4	67t	26	1980-85
8. 2668	Jerry Hill . . . . .	706	3.8	50	22	1961, 63-70
9. 2627	Don McCauley . . . . .	770	3.4	36	40	1971-81
10. 2355	Albert Bentley . . . . .	517	4.5	70t	19	1985-91



# RECORDS



## PASS RECEPTIONS

No.	Player	Yardage	Avg.	Long	TD	Seasons
1.	Raymond Berry	9275	14.7	70t	68	1955-67
2.	Bill Brooks	5818	14.2	84t	28	1986-92
3.	Lenny Moore	6039	16.6	82t	48	1956-67
4.	Don McCauley	3026	9.1	44	17	1971-81
5.	John Mackey	5126	16.0	89t	38	1963-71
6.	Jimmy Orr	5859	19.3	84	50	1961-70
7.	Lydell Mitchell	2523	8.4	40t	14	1972-77
8.	Roger Carr	4690	18.5	90t	29	1974-81
9.	Tom Matte	2869	11.5	88t	12	1961-72
10.	Matt Bouza	3064	13.1	44t	17	1982-89

## PASSING YARDAGE

Yardage	Player	Comple- tions/ Attempts	Pct.	Int.	TD	Seasons
1. 39768	John Unitas	2796-5110	54.7	246	287	1956-72
2. 17663	Bert Jones	1382-2464	56.1	97	122	1973-81
3. 9647	Jack Trudeau	812-1536	52.9	62	41	1986-93
4. 9551	Jeff George	874-1532	57.0	46	41	1990-93
5. 7474	Mike Pagel	587-1155	50.8	47	39	1982-85
6. 5666	Earl Morrall	363-676	53.7	40	47	1968-71
7. 3471	Marty Domres	293-576	50.9	31	21	1972-75
8. 3402	Greg Landry	308-533	57.8	19	17	1979-81
9. 3295	Gary Hogeboom	260-443	58.7	18	22	1986-88
10. 2820	George Shaw	210-410	51.2	31	21	1955-58

## RECEIVING YARDAGE

Yardage	Player	Recep- tions	Avg.	Long	TD	Seasons
1. 9275	Raymond Berry	631	14.7	70t	68	1955-67
2. 6039	Lenny Moore	363	16.6	82t	48	1956-67
3. 5859	Jimmy Orr	303	19.3	84	50	1961-70
4. 5818	Bill Brooks	411	14.2	84t	28	1986-92
5. 5126	John Mackey	320	16.0	89t	38	1963-71
6. 4690	Roger Carr	254	18.5	90t	29	1974-81
7. 3635	Jim Mutscheller	219	16.6	66t	40	1954-61
8. 3547	Glenn Doughty	219	16.2	66t	24	1972-79
9. 3304	Jessie Hester	230	14.4	81	13	1990-93
10. 3064	Matt Bouza	234	13.1	44t	17	1982-89

## SCORING

Points	Player	TDR	TDP	TDRt	FG	PAT	Seasons
1. 698	Dean Biasucci	0	0	0	160	218	1984, 1986-93
2. 678	Lenny Moore	63	48	2	0	0	1956-67
3. 586*	Lou Michaels	0	0	0	107	263	1964-69
4. 408	Raymond Berry	0	68	0	0	0	1955-67
5. 394	Toni Linhart	0	0	0	70	184	1974-79
6. 348	Don McCauley	40	17	1	0	0	1971-81
7. 342	Tom Matte	45	12	0	0	0	1961-72
8. 312	Steve Myhra	0	0	0	44	180	1957-61
9. 300	Jimmy Orr	0	50	0	0	0	1961-70
10. 264	Alan Ameche	40	4	0	0	0	1955-60

\*Includes one safety

## INTERCEPTIONS

No.	Player	Yardage	Avg.	Long	TD	Seasons
1.	Bob Boyd	994	17.4	74	4	1960-68
2.	Don Shinnick	255	6.9	23	0	1957-68
3.	Jerry Logan	397	11.7	38t	5	1963-72
4.	Andy Nelson	365	11.4	69	3	1957-63
5.	Rick Volk	518	16.7	94t	1	1967-75
6.	Milt Davis	410	15.2	75t	3	1957-60
7.	Mike Prior	351	13.0	58t	1	1987-92
8.	Eugene Daniel	235	9.0	41t	1	1984-93
9.	Stan White	348	13.9	40	2	1972-79
10.	Bert Rechichar	296	12.3	42	1	1953-59



# RECORDS

## TOP SEASONAL PERFORMANCES

### RUSHING YARDAGE

	Yardage	Player	Attempts	Season
1.	1659	Eric Dickerson	388	1988
2.	1311	Eric Dickerson	314	1989
3.	1200	Lydell Mitchell	289	1976
4.	1193	Lydell Mitchell	289	1975
5.	1159	Lydell Mitchell	301	1977
6.	1122	Curtis Dickey	254	1983
7.	1011	Eric Dickerson	223	1987
8.	963	Lydell Mitchell	253	1973
9.	961	Alan Ameche	213	1955
10.	956	Joe Washington	240	1978

### PASS RECEPTIONS

	Receptions	Player	Yardage	Season
1.	85	Reggie Langhorne	1038	1993
2.	82	Joe Washington	750	1979
3.	75	Raymond Berry	873	1961
4.	74	Raymond Berry	1298	1960
5.	72	Lydell Mitchell	544	1974
6.	72	Bill Brooks	888	1991
7.	71	Lydell Mitchell	620	1977
8.	71	Matt Bouza	830	1986
9.	71	Albert Bentley	664	1990
10.	66	Raymond Berry	959	1959
11.	65	Bill Brooks	1131	1986
12.	65	Reggie Langhorne	811	1992

### RECEIVING YARDAGE

	Yardage	Player	Receptions	Season
1.	1298	Raymond Berry	74	1960
2.	1131	Bill Brooks	65	1986
3.	1112	Roger Carr	43	1976
4.	1038	Reggie Langhorne	85	1993
5.	974	Jimmy Orr	55	1962
6.	959	Raymond Berry	66	1959
7.	938	Lenny Moore	50	1958
8.	936	Lenny Moore	45	1960
9.	924	Roger Carr	61	1980
10.	924	Jessie Hester	54	1990
11.	919	Bill Brooks	63	1989

### PASSING YARDAGE

	Yardage	Player	Completions/ Attempts	Pct.	Int.	TD	Season
1.	3481	John Unitas	237-410	57.8	12	20	1963
2.	3428	John Unitas	255-436	58.5	16	20	1967
3.	3134	Bert Jones	248-446	55.6	21	23	1980
4.	3104	Bert Jones	207-343	60.4	9	24	1976
5.	3099	John Unitas	190-378	50.3	24	25	1960
6.	3094	Bert Jones	244-426	57.3	20	21	1981
7.	2990	John Unitas	229-420	54.5	24	16	1961
8.	2967	John Unitas	222-389	57.1	23	23	1962
9.	2932	Greg Landry	270-457	59.1	15	15	1979
10.	2910	Jeff George	292-485	60.2	12	10	1991



# RECORDS



## SCORING

	Points	Player	TD	FG	PAT	Other	Season
1.	120	Lenny Moore	20	0	0	0	1964
2.	114	Dean Biasucci	0	25	39	0	1988
3.	112	Raul Allegre	0	30	22	0	1983
4.	109	Toni Linhart	0	20	49	0	1976
5.	106	Lou Michaels	0	20	46	0	1967
6.	104	Jim Martin	0	24	32	0	1963
7.	104	Lou Michaels	0	17	53	0	1964
8.	102	Lou Michaels	0	18	48	0	1968
9.	101	Lou Michaels	0	17	48	Safety	1965
10.	98	Lou Michaels	0	21	35	0	1966

## PUNTING AVERAGE

	Average	Player	No.	Yards	Long	BLK	Season
1.	45.9	Rohn Stark	78	3584	68	2	1985
2.	45.6	David Lee	49	2233	64	1	1966
3.	45.3	Rohn Stark	91	4124	68	0	1983
4.	45.3	David Lee	57	2580	66	0	1969
5.	45.2	Rohn Stark	76	3432	63	0	1986
6.	44.8	Rohn Stark	83	3716	64	0	1992
7.	44.8	David Lee	63	2820	62	1	1970
8.	44.7	Rohn Stark	98	4383	72	0	1984
9.	44.4	Rohn Stark	46	2044	60	0	1982
10.	43.5	Rohn Stark	64	2784	65	0	1988

## INTERCEPTIONS

	No.	Player	Yards	Avg.	Long	TD	Season
1.	11	Tom Keane	118	10.7	35	0	1953
2.	10	Milt Davis	219	21.9	75	2	1957
3.	10	Lyle Blackwood	163	16.3	37	0	1977
4.	9	Bob Boyd	185	20.6	47	0	1964
5.	9	Bob Boyd	78	8.7	24	1	1965
6.	8	Andy Nelson	199	24.9	69	1	1958
7.	8	Ray Brown	149	18.6	30	0	1958
8.	8	Bob Boyd	160	20.0	49	1	1968
9.	8	Charlie Stukes	95	11.9	40	0	1971
10.	8	Stan White	135	16.9	32	1	1975

## 100-YARD RUSHING GAMES (91)

9/19/71	Bulaich vs. NYJ	22-198	10/ 2/88	Dickerson at NE	29-118
12/27/87	Dickerson vs. TB	33-196	11/ 7/53	Huzvar at Det.	19-117
9/25/55	Ameche vs. Chi.	15-194	10/29/55	Ameche vs. GB	22-117
10/28/56	Moore vs. GB	13-185	11/ 2/69	Matte vs. Wash.	21-117
11/30/75	Mitchell vs. KC	26-178	11/22/87	Dickerson at NE	27-117
9/22/85	Wonsley vs. Det.	27-170	9/19/88	Dickerson at Cle.	22-117
10/23/88	Dickerson at SD	30-169	12/16/90	Dickerson at NYJ	28-117
12/ 4/88	Dickerson at Mia.	31-169	12/ 1/91	Dickerson vs. Cle.	16-117
12/18/88	Dickerson vs. Buf.	36-166	1/12/69*	Matte vs. NYJ	11-116
12/21/86	Bentley at Raid.	25-162	12/26/70*	Bulaich vs. Cin.	25-116
11/25/56	Ameche vs. Rams	20-160	9/17/89	Dickerson at Rams	21-116
10/11/87	Banks vs. NYJ	25-159	9/26/76	Mitchell at Dal.	27-115
10/31/88	Dickerson vs. Den.	21-159	9/20/81	Dickey at Den.	12-115
10/20/74	Mitchell at NYJ	40-156	12/20/87	Dickerson at SD	23-115
11/15/87	Dickerson at Mia.	30-154	11/30/58	Moore vs. SF	8-114
10/ 1/55	Ameche vs. Det.	21-153	9/18/77	Mitchell at Sea.	32-114
10/22/89	Dickerson at Cin.	31-152	9/30/84	McMillan vs. Buf.	16-114
11/17/74	Mitchell at Atl.	33-151	10/10/93	Potts vs. Dal.	18-113
9/ 6/81	McMillan at NE	16-146	10/22/72	McCauley at NYJ	26-112
11/ 1/87	Bentley at NYJ	29-145	11/ 9/75	Mitchell at Buf.	27-112
11/25/90	Dickerson at Cin.	22-143	10/ 6/85	McMillan vs. Buf.	20-112
11/16/58	Ameche at Chi.	26-142	11/ 7/77	Mitchell vs. Wash.	29-111
12/16/73	Mitchell vs. NE	34-142	9/25/66	Lorick vs. SF	18-110
10/ 9/77	Mitchell vs. Mia.	17-142	11/19/67	Matte vs. Det.	17-110
11/ 8/87	Dickerson vs. SD	35-138	12/18/83	Dickey vs. Hou.	23-110
12/10/89	Dickerson vs. Cle.	26-137	12/30/90	Dickerson at Mia.	20-110
11/22/53	Taliaferro vs. Rams	16-136	9/30/72	McCauley vs. NO	20-109
10/19/58	Moore at Det.	12-136	10/30/83	McMillan at Phil.	19-109
11/ 1/76	Mitchell vs. Hou.	28-136	9/ 4/88	Dickerson vs. Hou.	24-109
11/29/87	Dickerson vs. Hou.	27-136	11/11/56	Ameche at Cle.	18-108
9/30/72	Mitchell vs. NO	22-133	10/17/71	Bulaich at NYG	15-108
11/19/89	Dickerson vs. NYJ	31-131	12/15/85	McMillan at TB	13-108
12/ 6/81	Dickey vs. Dal.	15-130	10/12/75	Mitchell vs. Buf.	19-107
11/ 8/64	Lorick at Chi.	14-126	12/17/89	Dickerson vs. Mia.	21-107
10/29/78	Washington at Mia.	20-126	9/17/61	Perry vs. Rams	18-106
10/27/85	McMillan vs. GB	24-126	11/23/75	Mitchell at Mia.	26-106
9/25/88	Dickerson vs. Mia.	30-125	9/19/76	Mitchell vs. Cin.	27-106
12/ 4/83	Dickey vs. NYJ	18-123	11/ 4/79	Washington vs. Cin.	22-106
11/13/54	Taseff vs. GB @ M	15-122	9/10/89	Dickerson vs. SF	19-106
11/26/61	Moore at Wash.	6-122	11/ 5/61	Perry vs. GB	21-105
9/16/84	Dickey vs. St.L	23-121	12/ 9/73	Mitchell vs. Mia.	35-104
11/11/56	Moore at Cle.	11-120	11/23/80	Dickey at NE	16-102
11/22/59	Ameche vs. SF	25-120	11/12/61	Perry at Minn.	19-100
12/15/63	Matte vs. Rams	13-120	10/ 6/85	Bentley vs. Buf.	17-100
12/ 7/75	Mitchell at NYG	23-119	1/ 2/94	Potts vs. Buf.	14-100
10/16/60	Moore vs. Rams	9-118			

\*Post Season Game



## RECORDS

**LEADERS:** Eric Dickerson, 24; Lydell Mitchell, 16; Alan Ameche, 7; Curtis Dickey, 6; Randy McMillan, 6; Lenny Moore, 6; Tom Matte, 4; Albert Bentley, 3; Norm Bulaich, 3; Joe Perry, 3; Tony Lorick, 3; Roosevelt Potts, 2; Don McCauley, 2; Joe Washington, 2; Chuck Banks, 1; John Huzvar, 1; Carl Taseff, 1; George Taliaferro, 1; George Wonsley, 1

**AGAINST OPPONENT:** Miami, 9; New York Jets, 9; Buffalo, 7; Los Angeles Rams, 6; Cincinnati, 5; Cleveland, 5; Detroit, 5; Green Bay, 5; New England, 5; Houston, 4; San Francisco, 4; Chicago, 3; Dallas, 3; San Diego, 3; Washington, 3; Denver, 2; New Orleans, 2; New York Giants, 2; Tampa Bay, 2; Atlanta, 1; Kansas City, 1; Los Angeles Raiders, 1; Minnesota, 1; Philadelphia, 1; Phoenix, 1; Seattle, 1; Pittsburgh, 0

**TWO 100-YARD RUSHERS:** Moore (120), Ameche (108) at Cle. 11/11/56; Mitchell (133), McCauley (109) vs. NO 9/30/72; McMillan (112), Bentley (100) vs. Buf. 10/6/85 **Total 3**

### 300-YARD PASSING GAMES (51)

		C-A-YDS-TD-IN				C-A-YDS-TD-IN	
9/17/67	401	Units vs. Atl.	23-32-401-2-1	12/20/92	328	George vs. Pho.	25-41-328-1-1
11/ 1/59	397	Units vs. Cle.	23-41-397-4-3	11/15/59	324	Units vs. GB@M	19-33-324-3-0
12/16/62	385	Units vs. Minn.	19-34-385-4-2	11/ 6/60	324	Units vs. GB	20-29-324-4-1
12/15/74	385	Jones vs. NYJ	36-53-385-4-4	10/31/65	324	Units at SF	23-34-324-4-0
11/10/63	376	Units vs. Det.	17-24-376-2-1	12/15/63	323	Units vs. Rams	21-37-323-1-0
9/24/72	376	Units vs. NYJ	26-45-376-2-0	11/20/77	322	Jones vs. NYJ	23-36-322-2-1
11/ 7/93	376	George at Wash.	37-59-376-3-1	10/10/65	319	Units vs. Det.	18-24-319-3-1
11/12/67	370	Units at Atl.	17-20-370-4-0	10/19/69	319	Units at NO	20-28-319-3-0
12/ 8/62	367	Units vs. Wash.	25-36-367-4-1	12/14/86	318	Hogeboom vs. Bu.	23-33-318-2-0
11/16/86	359	Trudeau at NYJ	27-57-359-1-4	10/18/92	318	George vs. SD	27-39-318-2-2
12/ 4/60	357	Units vs. Det.	22-40-357-2-3	10/12/86	315	Trudeau vs. NO	24-44-315-2-1
9/27/81	357	Jones vs. Mia.	20-27-357-3-1	11/18/56	314	Units at Det.	17-30-314-0-1
11/26/60	356	Units vs. SF	16-30-356-3-5	12/16/61	314	Units at SF	19-34-314-3-0
12/ 1/63	355	Units at Wash.	24-37-355-3-1	10/21/90	312	Trudeau vs. Den.	24-39-312-2-1
10/ 1/67	353	Units vs. SF	22-37-353-2-0	10/11/81	310	Jones vs. Cin.	22-30-310-1-2
12/28/58*	349	Units at NYG	26-40-349-1-1	10/ 2/60	307	Units vs. Chi.	14-27-307-4-0
12/19/70	348	Morrall vs. NYJ	18-33-348-4-1	9/28/75	307	Jones vs. Raid.	21-43-307-1-1
9/22/91	348	George vs. Det.	29-40-348-2-1	11/ 9/75	306	Jones at Buf.	14-22-306-2-1
12/ 8/63	344	Units vs. Minn.	17-22-344-3-0	11/21/65	305	Units vs. Phil.	19-32-305-2-1
11/ 6/66	342	Units vs. Wash.	22-31-342-3-2	11/25/79	304	Landry vs. Mia.	25-42-304-3-1
12/18/77	340	Jones vs. NE	19-30-340-3-0	10/29/61	302	Units vs. Chi.	20-36-302-2-2
12/17/66	339	Units at SF	20-30-339-4-1	10/ 6/68	302	Morrall vs. Chi.	14-25-302-4-1
11/29/92	337	Trudeau vs. Buf.	26-41-337-0-1	9/19/76	301	Jones vs. Cin.	14-29-301-3-3
11/15/92	330	George vs. NE	18-35-330-2-3	9/ 1/91	301	George at Buf.	27-42-301-1-2
1/ 2/94	330	George vs. Buf.	30-48-330-1-0	10/26/69	300	Units vs. SF	19-37-300-2-3
9/30/90	329	Trudeau at Phil.	19-40-329-3-1				

\*Post Season Game

**LEADERS:** Johnny Unitas, 27; Bert Jones, 8; Jeff George, 7; Jack Trudeau, 5; Earl Morrall, 2; Gary Hogeboom, 1; Greg Landry, 1

**AGAINST OPPONENT:** San Francisco, 6; Buffalo, 5; Detroit, 5; New York Jets, 5; Washington, 4; Chicago, 3; Atlanta, 2; Cincinnati, 2; Green Bay, 2; Miami, 2; Minnesota, 2; New England, 2; New Orleans, 2; Philadelphia, 2; Cleveland, 1; Denver, 1; Los Angeles Raiders, 1; Los Angeles Rams, 1; New York Giants, 1; Phoenix, 1; San Diego, 1; Dallas, 0; Houston, 0; Kansas City, 0; Pittsburgh, 0; Seattle, 0; Tampa Bay, 0

### 100-YARD RECEPTION GAMES (152)

11/10/57	Berry at Wash.	12-224	10/16/88	Brooks vs. TB	7-139
10/24/76	Carr at NYJ	5-210	12/ 6/64	Orr vs. Det.	5-138
11/ 7/93	Langhorne at Wash.	12-203	11/ 6/60	Berry vs. GB	10-137
9/19/76	Carr vs. Cin.	6-198	11/ 6/60	Moore vs. GB	8-137
10/30/60	Berry at Dal.	4-195	11/12/72	Havrlik at SF	6-136
9/28/70	Hinton vs. KC	11-190	11/ 9/75	Carr at Buf.	2-136
9/18/78	Carr at NE	6-187	12/10/89	Rison vs. Cle.	5-135
10/23/60	Berry at Det.	11-186	11/12/67	Perkins at Atl.	5-134
9/24/67	Richardson at Phil.	11-184	12/ 7/69	Hinton vs. Det.	5-134
11/ 9/58	Moore at NYG	6-181	12/ 8/62	Orr vs. Wash.	6-133
11/16/86	Brooks vs. SF	9-181	12/ 7/80	Carr at Cin.	7-133
12/ 8/57	Moore at SF	6-180	10/30/66	Mackey at Rams	5-132
12/28/58*	Berry at NYG	12-178	12/16/62	Berry vs. Minn.	8-131
11/16/86	Brooks at NYJ	9-177	11/ 6/66	Berry vs. Wash.	10-131
12/11/83	Henry at Den.	8-169	11/ 6/66	Orr vs. Wash.	5-131
11/29/59	Berry vs. Rams	7-168	12/15/63	Berry vs. Rams	7-130
10/10/65	Orr vs. Det.	9-167	9/ 2/79	Washington at KC	13-130
11/21/65	Moore vs. Phil.	7-163	10/29/89	Rison vs. NE	6-129
11/15/92	Johnson vs. NE	7-163	12/23/56	Mutscheller vs. Wash.	6-128
10/ 4/87	Murray at Buf.	7-161	12/ 8/63	Berry vs. Minn.	8-127
9/23/68	Orr at Atl.	5-160	10/11/53	Taliaferro at Chi.	5-126
11/10/68	Orr at Det.	5-160	12/27/59*	Moore vs. NYG	3-126
10/ 1/89	Brooks at NYJ	7-159	9/17/67	Mackey vs. Atl.	8-126
11/23/58	Moore vs. Rams	6-157	11/17/68	Richardson vs. St.L.	5-126
11/ 1/59	Berry vs. Cle.	11-156	10/ 2/54	B. Young vs. Giants	2-125
11/18/56	Berry at Det.	6-155	12/12/65	Berry vs. GB	10-125
10/29/61	Moore vs. Chi.	7-155	12/13/70	Jefferson at Buf.	5-125
10/21/62	Orr at Chi.	7-155	11/ 7/76	Mitchell at SD	8-125
10/21/90	Hester vs. Den.	8-152	12/ 3/67	Hawkins vs. Dal.	8-124
11/24/68	Richardson vs. Minn.	6-150	10/31/71	Perkins vs. Pit.	2-124
9/28/58	Berry vs. Det.	10-149	11/ 6/78	Carr vs. Wash.	4-124
11/10/63	Berry vs. Det.	5-148	10/ 3/59	Berry vs. Chi.	8-123
12/22/68*	Richardson vs. Minn.	6-148	11/ 8/64	Orr at Chi.	6-123
12/15/57	Berry at Rams	7-146	12/ 8/62	Berry vs. Wash.	11-122
10/26/69	Orr vs. SF	8-146	12/18/77	Chester vs. NE	4-122
9/13/87	Brooks vs. Cin.	6-146	11/11/79	Washington at Mia.	10-121
10/ 4/64	Orr vs. Rams	5-145	10/26/80	Carr vs. St.L.	9-120
9/27/81	Butler vs. Mia.	4-145	9/16/84	Porter vs. St.L.	4-120
12/ 8/63	Mackey vs. Minn.	5-144	10/ 4/58	Moore vs. Chi.	3-118
10/10/93	Dawkins vs. Dal.	8-144	10/25/59	Berry vs. GB	10-117
10/ 1/61	Moore vs. Minn.	5-143	12/ 4/60	Berry vs. Det.	10-117
9/18/66	Mackey at Minn.	6-143	12/ 1/63	Matte at Wash.	7-116
10/ 2/60	Moore vs. Chi.	4-140	11/ 1/59	Moore vs. Cle.	5-115
11/26/60	Moore vs. SF	5-139	12/ 5/59	Moore at SF	6-115
12/ 4/60	Moore vs. Det.	4-139	1/ 3/71*	Hinton vs. Raid.	5-115



# RECORDS



9/24/72	Havrilak vs. NYJ	4-115	10/10/76	Chester vs. Mia.	5-106
11/30/58	Berry vs. SF	9-114	11/17/91	Brooks vs. Chi.	7-106
9/24/72	Mitchell vs. NYJ	8-114	11/29/92	Arbuckle vs. Buf.	9-106
12/12/76	Carr vs. Buf.	4-114	10/31/54	Edwards at Wash.	8-105
12/13/81	Carr at Wash.	6-114	12/16/61	Orr at SF	4-105
10/ 2/60	Berry vs. Chi.	7-113	11/17/68	Mackey vs. St.L	5-105
10/19/69	Orr at NO	5-113	9/23/73	Doughty vs. NYJ	5-105
9/29/85	Butler at NYJ	4-113	10/26/75	Johnson at NYJ	3-105
11/25/56	Mutscheller vs. Rams	5-112	11/23/86	Brooks at Hou.	7-105
10/15/61	Mutscheller at Chi.	4-112	9/22/91	Johnson vs. Det.	9-105
11/27/77	McCauley at Den.	11-112	10/18/92	Hester vs. SD	8-105
11/14/93	Langhorne vs. NYJ	8-112	11/13/60	Berry at Chi.	6-104
12/ 1/63	Orr at Wash.	7-111	10/ 6/68	Mackey vs. Chi.	7-104
10/10/71	Mitchell at Buf.	6-111	10/ 6/68	Orr vs. Chi.	2-104
10/ 8/89	Brooks vs. Buf.	5-111	10/27/85	Capers vs. GB	5-104
11/ 4/62	Orr at SF	5-110	9/30/90	Bentley at Phil.	3-104
10/ 1/67	Perkins vs. SF	5-110	12/13/92	Cash at NYJ	7-104
12/18/77	Doughty vs. NE	5-110	11/ 8/59	Mutscheller at Wash.	6-103
9/26/93	Hester vs. Cle.	7-110	11/22/64	Mackey at Rams	4-103
10/21/56	Mutscheller at Chi.	5-109	11/25/65	Mackey at Det.	5-102
11/ 8/59	Moore at Wash.	4-109	12/15/74	Chester vs. NYJ	8-102
10/21/73	Doughty at Det.	3-109	11/ 9/75	Doughty at Buf.	3-102
10/27/85	Bouza vs. GB	6-109	11/20/77	Chester vs. NYJ	5-102
10/12/58	Moore vs. GB@M	6-108	12/28/58*	Moore at NYG	6-101
10/12/76	Orr at SF	4-108	10/15/78	Doughty vs. NYJ	7-101
9/14/80	Carr vs. Pit.	6-108	11/26/89	Brooks vs. SD	8-101
10/31/88	Brooks vs. Den.	3-108	10/20/57	Moore at Det.	6-100
11/19/89	Rison vs. NYJ	5-108	11/18/62	Orr at GB	5-100
10/20/57	Mutscheller at Det.	5-107	10/24/65	Orr vs. Rams	5-100
11/15/64	Moore vs. Minn.	3-107	10/31/71	Richardson vs. Pit.	4-100
9/28/75	Doughty vs. Raid.	5-106	11/10/91	Hester at NYJ	5-100

**LEADERS:** Raymond Berry, 24; Lenny Moore, 19; Jimmy Orr, 18; Roger Carr, 10; Bill Brooks, 9; John Mackey, 8; Glenn Doughty, 6; Jim Mutscheller, 6; Willie Richardson, 5; Raymond Chester, 4; Jessie Hester, 4; Eddie Hinton, 3; Ray Perkins, 3; Andre Rison, 3; Ray Butler, 2; Sam Havrilak, 2; Anthony Johnson, 2; Reggie Langhorne, 2; Tom Mitchell, 2; Joe Washington, 2; Charles Arbuckle, 1; Matt Bouza, 1; Wayne Capers, 1; Kerry Cash, 1; Sean Dawkins, 1; Dan Edwards, 1; Alex Hawkins, 1; Bernard Henry, 1; Roy Jefferson, 1; Marshall Johnson, 1; Tom Matte, 1; Don McCauley, 1; Lydell Mitchell, 1; Walter Murray, 1; Tracy Porter, 1; George Taliaferro, 1; Buddy Young, 1

**AGAINST OPPONENT:** Detroit, 15; New York Jets, 15; Chicago, 14; Washington, 14; San Francisco, 11; Los Angeles Rams, 9; Buffalo, 8; Green Bay, 8; Minnesota, 8; New England, 5; New York Giants, 5; Cleveland, 4; Denver, 4; Phoenix, 4; Atlanta, 3; Cincinnati, 3; Dallas, 3; Miami, 3; Philadelphia, 3; Pittsburgh, 3; San Diego, 3; Kansas City, 2; Los Angeles Raiders, 2; Houston, 1; New Orleans, 1; Tampa Bay, 1; Seattle, 0

**TWO 100-YARD RECEIVERS:** Mutscheller (107), Moore (100) at Det. 10/20/57; Berry (178), Moore (101) at NYG 12/28/58\*; Berry (156), Moore (115) vs. Cle. 11/1/59; Moore (109), Mutscheller (103) at Wash. 11/8/59; Moore (140), Berry (113) vs. Chi. 10/2/60; Berry (137), Moore (137) vs. GB 11/6/60; Berry (181), Moore (139) vs. SF 11/26/60; Moore (139), Berry (117) vs. Det. 12/4/60; Berry (131), Orr (131) vs. Wash. 11/6/66; Mackey (104), Orr (104) vs. Chi. 10/6/68; Richardson (126), Mackey (105) vs. St.L 11/17/68; Perkins (124), Richardson (100) vs. Pit. 10/31/71; Havrilak (115), T. Mitchell (114) vs. NYJ 9/24/72; Carr (136), Doughty (102) at Buf. 11/9/75; Chester (122), Doughty (110) vs. NE 12/18/77; Bouza (109), Capers (104) vs. GB 10/27/85 **Total 16**

## 10 + RECEIVING GAMES (29)

12/15/74	Mitchell vs. NYJ	13- 82	9/ 1/91	Johnson vs. NE	11- 87
9/ 2/79	Washington at KC	13-130	9/28/58	Berry vs. Det.	10-149
11/10/57	Berry at Wash.	12-224	10/25/59	Berry vs. GB	10-117
12/28/58*	Berry at NYG	12-178	11/ 6/60	Berry vs. GB	10-137
11/28/76	Mitchell vs. NYJ	12- 64	12/ 4/60	Berry vs. Det.	10-117
11/ 7/93	Langhorne at Wash.	12-203	12/12/65	Berry vs. GB	10-125
11/ 1/59	Berry vs. Cle.	11-156	11/ 6/66	Berry vs. Wash.	10-131
10/23/60	Berry at Det.	11-186	11/12/78	McCauley at Sea.	10- 88
12/ 8/62	Berry vs. Wash.	11-122	11/11/79	Washington at Mia.	10-121
9/24/67	Richardson at Phil.	11-184	11/18/79	McCauley at NE	10- 80
9/28/70	Hinton vs. KC	11-190	12/ 2/79	Washington at NYJ	10- 57
11/10/74	Mitchell vs. Den.	11- 90	9/15/91	Johnson at Raid.	10- 89
11/27/77	McCauley at Den.	11-112	11/24/91	Brooks vs. GB@M	10- 70
10/11/81	Dickey vs. Cin.	11- 88	11/ 7/93	Johnson at Wash.	10- 83
11/ 8/81	McMillan vs. NYJ	11- 68			

**LEADERS:** Raymond Berry 11; Anthony Johnson, 3; Don McCauley, 3; Lydell Mitchell, 3; Joe Washington, 3; Bill Brooks, 1; Curtis Dickey, 1; Eddie Hinton, 1; Reggie Langhorne, 1; Randy McMillan, 1; Willie Richardson, 1

**TWO 10+ RECEIVERS:** Langhorne (12), Johnson (10) at Wash. 11/7/93

## TOTAL YARDS FROM SCRIMMAGE

Yards	Rushing	Receiving	Player	Opponent	Date
1. 240	77	163	Anthony Johnson	New England Patriots	Nov. 15, 1992
2. 229	196	33	Eric Dickerson	Tampa Bay Buccaneers	Dec. 27, 1987
3. 224	0	224	Raymond Berry	Chicago Bears	Nov. 10, 1957
4. 217	54	163	Lenny Moore	Philadelphia Eagles	Nov. 21, 1965
5. 210	55	155	Lenny Moore	Chicago Bears	Oct. 29, 1961
6. 210	0	210	Roger Carr	Tampa Bay Buccaneers	Oct. 3, 1976
7. 208	27	181	Lenny Moore	New York Giants	Nov. 9, 1958
8. 203	0	203	Reggie Langhorne	Washington Redskins	Nov. 7, 1993
9. 201	11	190	Eddie Hinton	Kansas City Chiefs	Sept. 28, 1970
10. 198	198	0	Norm Bulaich	New York Jets	Sept. 19, 1971
11. 198	0	198	Roger Carr	Cincinnati Bengals	Sept. 19, 1976



# RECORDS

## YEAR-BY-YEAR LEADERS

SCORING		TD	PAT	FG	TP
1953	Bert Rechichar	3	0-0	5-12	33
1954	Gary Kerkorian	1	11-12	5-10	32
1955	Bert Rechichar	0	25-26	10-24	55
1956	Lenny Moore	9	0-0	0-0	54
1957	Lenny Moore	11	0-0	0-0	66
1958	Lenny Moore	14	0-0	0-0	84
1959	Raymond Berry	14	0-0	0-0	84
1960	Lenny Moore	13	0-0	0-0	78
1961	Steve Myhra	0	33-34	21-39	96
1962	Dick Bielski	2	25-28	11-25	70
1963	Jim Martin	0	32-35	24-39	104
1964	Lenny Moore	20	0-0	0-0	120
1965	Lou Michaels	0	48-48	17-28	99
1966	Lou Michaels	0	35-36	21-39	98
1967	Lou Michaels	0	46-48	20-37	106
1968	Lou Michaels	0	48-50	18-28	102
1969	Tom Matte	13	0-0	0-0	78
1970	Jim O'Brien	0	36-38	19-34	93
1971	Jim O'Brien	0	35-36	20-29	95
1972	Jim O'Brien	2	24-24	13-31	75
1973	George Hunt	0	22-24	16-28	70
1974	Toni Linhart	0	22-22	12-20	58
1975	Lydell Mitchell	15	0-0	0-0	90
1976	Toni Linhart	0	49-51	20-27	109
1977	Toni Linhart	0	32-35	17-26	83
1978	Toni Linhart	0	27-31	8-17	51
1979	Steve Mike-Mayer	0	28-29	11-20	61
1980	Steve Mike-Mayer	0	43-46	12-23	79
1981	Curtis Dickey	10	0-0	0-0	60
1982	Mike Wood	0	6-6	6-10	24
1983	Raul Allegre	0	22-24	30-35	112
1984	Raul Allegre	0	14-14	11-18	47
1985	Raul Allegre	0	36-39	16-26	84
1986	Dean Biasucci	0	26-27	13-25	65
1987	Dean Biasucci	0	24-24	24-27	96
1988	Dean Biasucci	0	39-40	25-32	114
1989	Dean Biasucci	0	31-32	21-27	94
1990	Dean Biasucci	0	32-33	17-24	83
1991	Dean Biasucci	0	14-14	15-26	59
1992	Dean Biasucci	0	24-24	16-29	72
1993	Dean Biasucci	0	15-16	26-31	93

RUSHING		Yards	Attempts	Avg.	Long	TD
1953	John Huzvar	515	119	4.3	36	4
1954	Buddy Young	311	70	4.4	57	2
1955	Alan Ameche	961	213	4.5	79	9
1956	Alan Ameche	858	178	4.8	43	8
1957	Alan Ameche	493	144	3.4	49	5
1958	Alan Ameche	791	171	4.6	22	8
1959	Alan Ameche	679	178	3.8	26	7
1960	Lenny Moore	374	91	4.1	57	4
1961	Joe Perry	675	168	4.0	27	3
1962	Lenny Moore	470	106	4.4	25	2
1963	Tom Matte	541	133	4.1	31	4
1964	Lenny Moore	584	157	3.7	32	16
1965	Jerry Hill	516	147	3.5	20	5
1966	Tony Lorick	524	143	3.7	41	3
1967	Tom Matte	636	147	4.3	30	9
1968	Tom Matte	662	183	3.6	23	9
1969	Tom Matte	909	235	3.9	26	11
1970	Norm Bulaich	426	139	3.0	15	3
1971	Norm Bulaich	741	152	4.9	67	8
1972	Don McCauley	675	178	3.8	36	2
1973	Lydell Mitchell	963	253	3.8	36	2
1974	Lydell Mitchell	757	214	3.5	31	5
1975	Lydell Mitchell	1193	289	4.1	70	11
1976	Lydell Mitchell	1200	289	4.2	43	5
1977	Lydell Mitchell	1159	301	3.9	64	3
1978	Joe Washington	956	240	4.0	29	0
1979	Joe Washington	884	242	3.6	26	4
1980	Curtis Dickey	800	176	4.5	51t	11
1981	Curtis Dickey	779	164	4.8	67t	7
1982	Randy McMillan	305	101	3.0	13	1
1983	Curtis Dickey	1122	254	4.4	56	4
1984	Randy McMillan	705	163	4.3	31	5
1985	Randy McMillan	858	190	4.5	38	7
1986	Randy McMillan	609	189	3.2	28	3
1987	Eric Dickerson	1011	223	4.5	53	5
1988	Eric Dickerson	1659	388	4.3	41t	14
1989	Eric Dickerson	1311	314	4.2	21t	7
1990	Eric Dickerson	677	166	4.1	43	4
1991	Eric Dickerson	536	167	3.2	28	2
1992	Anthony Johnson	592	178	3.3	19	0
1993	Roosevelt Potts	711	179	4.0	34	0



# RECORDS



## PASSING

	Attempts	Comple- tions	Pct.	Yards	TD	Int
1953 Fred Enke	169	71	42.0	1054	8	15
1954 Gary Kerkorian	217	117	53.9	1515	9	12
1955 George Shaw	237	119	50.2	1586	10	19
1956 John Unitas	198	110	55.6	1498	9	10
1957 John Unitas	301	172	57.1	2550	24	17
1958 John Unitas	263	136	51.7	2007	19	7
1959 John Unitas	367	193	52.6	2899	32	14
1960 John Unitas	378	190	50.3	3099	25	24
1961 John Unitas	420	229	54.5	2990	16	24
1962 John Unitas	389	222	57.1	2967	23	23
1963 John Unitas	410	237	57.8	3481	20	12
1964 John Unitas	305	158	51.8	2824	19	6
1965 John Unitas	282	164	58.2	2530	23	12
1966 John Unitas	348	195	56.0	2748	22	24
1967 John Unitas	436	255	58.5	3428	20	16
1968 Earl Morrall	317	182	57.4	2909	26	17
1969 John Unitas	327	178	54.4	2342	12	20
1970 John Unitas	321	166	51.7	2213	14	18
1971 John Unitas	176	92	52.3	942	3	9
1972 Marty Domres	222	115	51.8	1392	11	6
1973 Marty Domres	191	93	48.7	1153	9	13
1974 Bert Jones	270	143	53.0	1610	8	12
1975 Bert Jones	344	203	59.0	2483	18	8
1976 Bert Jones	343	207	60.4	3104	24	9
1977 Bert Jones	393	224	57.0	2686	17	11
1978 Bill Troup	296	154	52.0	1882	10	21
1979 Greg Landry	457	270	59.1	2932	15	15
1980 Bert Jones	446	248	55.6	3134	23	21
1981 Bert Jones	426	244	57.3	3094	21	20
1982 Mike Pagel	221	111	50.2	1281	5	7
1983 Mike Pagel	328	163	49.7	2353	12	17
1984 Mike Pagel	212	114	53.8	1426	8	8
1985 Mike Pagel	394	199	50.5	2414	14	15
1986 Jack Trudeau	417	204	48.9	2225	8	18
1987 Jack Trudeau	229	128	55.9	1587	6	6
1988 Chris Chandler	233	129	55.4	1619	8	12
1989 Jack Trudeau	362	190	52.5	2317	15	13
1990 Jeff George	334	181	54.2	2152	16	13
1991 Jeff George	485	292	60.2	2910	10	12
1992 Jeff George	306	167	54.6	1963	7	15
1993 Jeff George	407	234	57.5	2526	8	6

## PASS RECEPTIONS

	No.	Yards	Avg.	Long	TD
1953 Dan Edwards	35	312	8.9	32	3
1954 Dan Edwards	40	531	13.3	42	1
1955 Jim Mutscheller	33	518	15.7	48	7
1956 Jim Mutscheller	44	715	16.3	53	6
1957 Raymond Berry	47	800	17.0	67	6
1958 Raymond Berry	56	794	14.2	54	9
1959 Raymond Berry	66	959	14.5	55	14
1960 Raymond Berry	74	1298	17.5	70	10
1961 Raymond Berry	75	837	11.6	44	0
1962 Jimmy Orr	55	974	17.7	80	11
1963 Tom Matte	48	466	9.7	49	1
1964 Raymond Berry	43	663	15.4	46	6
1965 Raymond Berry	58	739	12.7	40	7
1966 Raymond Berry	56	786	14.0	40	7
1967 Willie Richardson	63	860	13.7	31	8
1968 John Mackey	45	644	14.3	45	5
1969 Willie Richardson	43	646	15.0	39	3
1970 Eddie Hinton	47	733	15.3	40	5
1971 Tom Mitchell	33	402	12.2	35	0
1972 Tom Mitchell	40	494	12.3	34	4
1973 Glenn Doughty	26	584	22.5	66	4
1974 Lydell Mitchell	72	544	7.6	24	2
1975 Lydell Mitchell	60	544	9.1	35	4
1976 Lydell Mitchell	60	555	9.3	40	3
1977 Lydell Mitchell	71	620	8.7	38	4
1978 Joe Washington	45	377	8.4	33	1
1979 Joe Washington	82	750	9.1	43t	3
1980 Roger Carr	61	924	15.1	43	5
1981 Randy McMillan	50	466	9.3	31	1
1982 Matt Bouza	22	287	13.0	34	2
1983 Bernard Henry	30	416	13.9	40t	4
1984 Ray Butler	43	664	15.4	74t	6
1985 Pat Beach	36	376	10.4	30	6
1986 Matt Bouza	71	830	11.7	33	5
1987 Bill Brooks	51	722	14.2	52t	3
1988 Bill Brooks	54	867	16.1	53t	3
1989 Bill Brooks	63	919	14.6	55t	4
1990 Albert Bentley	71	664	9.4	73	2
1991 Bill Brooks	72	888	12.3	46	4
1992 Reggie Langhorne	65	811	12.5	34	1
1993 Reggie Langhorne	85	1038	12.2	72t	3



# RECORDS

## KICKOFF RETURNS

	No.	Yards	Avg.	Long	TD	
1953	Larry Coutre	12	318	26.5	78	0
1954	Buddy Young	13	308	23.7	30	0
1955	Bob White	14	400	28.6	54	0
1956	Billy Vessels	16	379	23.7	42	0
1957	Jack Call	14	329	23.5	45	0
1958	Lenny Lyles	11	398	36.2	103t	2
1959	Johnny Sample	17	457	26.9	80	0
1960	Johnny Sample	18	519	28.8	94	1
1961	Lenny Lyles	28	672	24.0	64	0
1962	Bake Turner	20	504	25.2	37	0
1963	Tom Matte	16	331	20.7	34	0
1964	Tony Lorick	13	385	29.6	71	0
1965	Alvin Haymond	20	614	30.7	53	0
1966	Lenny Moore	18	453	25.2	54	0
1967	Lenny Moore	16	392	24.4	37	0
1968	Preston Pearson	15	527	30.4	102t	2
1969	Jim Duncan	19	560	29.5	92	1
1970	Jim Duncan	20	707	35.4	99	1
1971	Charlie Pittman	14	330	23.6	37	0
1972	Bruce Laird	29	843	29.1	73	0
1973	Cotton Speyrer	17	496	29.1	101t	1
1974	Bruce Laird	19	499	26.3	55	0
1975	Bruce Laird	31	799	25.8	65	0
1976	Howard Stevens	30	710	23.7	83	0
1977	Bruce Laird	24	541	22.5	35	0
1978	Marshall Johnson	41	927	22.6	57	0
1979	Nesby Glasgow	50	1126	22.5	58	0
1980	Nesby Glasgow	33	743	22.5	44	0
1981	Zachary Dixon	36	737	20.5	46	0
1982	Larry Anderson	27	517	19.1	33	0
1983	Kendall Williams	20	490	24.5	90	0
1984	Phil Smith	32	651	20.3	96t	1
1985	Albert Bentley	27	674	25.0	48	0
1986	Albert Bentley	32	687	21.5	37	0
1987	Albert Bentley	22	500	22.7	45	0
1988	Albert Bentley	39	775	19.9	40	0
1989	Clarence Verdin	19	371	19.5	29	0
1990	Stacey Simmons	19	348	18.3	34	0
1991	Clarence Verdin	36	689	19.1	88t	1
1992	Clarence Verdin	39	815	20.9	42	0
1993	Clarence Verdin	50	1050	21.0	38	0

## PUNT RETURNS

	No.	Yards	Avg.	Long	TD	FC
1953	George Taliaferro	10	31	3.1	7	0
1954	Buddy Young	14	60	4.3	16	0
1955	Bert Rechichar	30	121	4.0	24	0
1956	Carl Taseff	27	233	8.6	90	1
1957	Bert Rechichar	22	71	3.2	22	0
1958	Carl Taseff	29	196	6.8	33	0
1959	Carl Taseff	15	104	6.9	25	0
1960	Johnny Sample	14	101	7.2	26	0
1961	Bob Boyd	18	173	9.6	46	0
1962	Bake Turner	9	94	10.4	43	0
1963	Jerry Logan	28	279	10.0	38	0
1964	Wendell Harris	17	214	12.6	39	0
1965	Alvin Haymond	41	403	9.8	55	0
1966	Alvin Haymond	40	347	8.7	64	0
1967	Alvin Haymond	26	155	6.0	31	0
1968	Rick Volk	25	198	7.9	24	0
1969	Rick Volk	10	58	5.8	14	0
1970	Ron Gardin	28	330	11.8	80	1
1971	Rick Volk	22	118	5.4	18	0
1972	Bruce Laird	34	303	8.9	42	0
1973	Bruce Laird	15	72	4.8	13	0
1974	Tim Berra	16	114	7.1	14	0
1975	Howard Stevens	36	396	11.0	53	0
1976	Howard Stevens	39	315	7.9	44	0
1977	Howard Stevens	34	301	8.9	24	0
1978	Marshall Johnson	25	143	5.7	17	0
1979	Nesby Glasgow	44	352	8.0	75t	1
1980	Nesby Glasgow	23	187	8.1	20	0
1981	David Shula	10	50	5.0	11	0
1982	Larry Anderson	8	54	6.8	28	0
1983	Larry Anderson	20	138	6.9	20	0
1984	Larry Anderson	27	182	6.7	19	0
1985	Robbie Martin	40	443	11.1	70t	1
1986	Bill Brooks	18	141	7.8	18	0
1987	Bill Brooks	22	136	6.2	17	0
1988	Clarence Verdin	22	239	10.9	73t	1
1989	Clarence Verdin	23	296	12.9	49t	1
1990	Clarence Verdin	28	352	12.6	36	0
1991	Clarence Verdin	25	163	6.6	22	0
1992	Clarence Verdin	24	268	11.2	84t	2
1993	Clarence Verdin	30	173	5.8	24	0



# RECORDS



## INTERCEPTIONS

	No.	Yards	Avg.	Long	TD
1953 Tom Keane	11	118	10.7	35	0
1954 Don Shula	5	84	16.8	25	0
Tom Keane	5	22	4.4	7	0
1955 Bert Rechichar	6	109	18.2	40	0
1956 Bert Rechichar	4	63	15.8	42	0
1957 Milt Davis	10	219	21.9	75	2
1958 Andy Nelson	8	199	24.9	69	1
Ray Brown	8	149	18.6	30	0
1959 Milt Davis	7	119	17.0	57	1
Don Shinnick	7	70	10.0	23	0
1960 Bob Boyd	7	132	18.9	74	0
1961 Gary Glick	4	18	4.5	10	0
1962 Bob Boyd	7	163	23.3	38	0
1963 Jim Welch	4	49	12.3	15	0
1964 Bob Boyd	9	185	20.6	47	0
1965 Bob Boyd	9	78	8.7	24	1
1966 Bob Boyd	6	114	19.0	37	1
1967 Bob Boyd	6	145	24.2	41	1
Rick Volk	6	145	24.2	94	1
1968 Bob Boyd	8	160	20.0	49	1
1969 Rick Volk	4	36	9.0	23	0
1970 Jerry Logan	6	92	15.3	33	2
1971 Charlie Stukes	8	95	11.9	40	0
1972 Charlie Stukes	5	23	4.6	11	0
1973 Stan White	4	40	10.0	22	1
1974 Mike Curtis	3	24	8.0	11	0
1975 Stan White	8*	135	16.9	32	1
1976 Jackie Wallace	5	105	21.0	41	0
1977 Lyle Blackwood	10	163	16.3	37	0
1978 Norm Thompson	6	52	8.7	31	0
1979 Sanders Shiver	4	85	21.2	52	0
Lyle Blackwood	4	63	15.8	27	0
Larry Braziel	4	49	12.2	31t	1
1980 Bruce Laird	5	71	14.2	18	0
1981 Bruce Laird	3	59	19.7	24	0
Larry Braziel	3	35	11.7	27	0
1982 Kim Anderson	2	25	12.5	25	0
1983 Derrick Hatchett	4	36	9.0	25	0
1984 Eugene Daniel	6	25	4.2	18	0
1985 Eugene Daniel	8	53	6.6	29	0
1986 Leonard Coleman	4	36	9.0	31	0
1987 Mike Prior	6	57	9.5	38	0
1988 Willie Tullis	4	36	9.0	20	0
1989 Keith Taylor	7	225	32.1	80t	1
1990 Mike Prior	3	66	22.0	36	0
1991 John Baylor	4	50	12.5	32	0
1992 Mike Prior	6	44	7.3	19	0
1993 Ray Buchanan	4	45	11.3	28	0

\*NFL Record (Linebackers)

## PUNTING

	No.	Yards	Avg.	Long	Blk
1953 George Taliaferro	65	2437	37.5	61	0
1954 Cotton Davidson	72	2678	37.2	55	1
1955 Monte Brethauer	55	2161	39.3	56	0
1956 Bert Rechichar	33	1277	38.7	56	0
1957 Cotton Davidson	47	1663	35.4	56	0
1958 Ray Brown	41	1635	39.9	60	0
1959 Dave Sherer	51	2132	41.8	60	0
1960 Ray Brown	52	2001	38.5	55	0
1961 Tom Gilburg	42	1804	43.0	61	0
1962 Tom Gilburg	57	2384	41.8	62	0
1963 Tom Gilburg	52	2173	41.8	64	0
1964 Joe Don Looney	32	1358	42.4	64	0
1965 Tom Gilburg	54	2139	39.6	66	0
1966 David Lee	49	2233	45.6	64	1
1967 David Lee	49	2079	42.4	68	0
1968 David Lee	49	1833	39.4	59	1
1969 David Lee	57	2580	45.3	66	0
1970 David Lee	63	2820	44.7	62	1
1971 David Lee	62	2542	41.0	76	0
1972 David Lee	57	2400	42.1	60	1
1973 David Lee	62	2398	38.7	60	2
1974 David Lee	71	2634	37.1	58	1
1975 David Lee	86	3402	39.6	62	1
1976 David Lee	59	2342	39.7	56	0
1977 David Lee	82	3142	38.3	59	2
1978 David Lee	92	3513	38.2	67	2
1979 Bucky Dilts	99	3657	36.9	53	2
1980 Mike Bragg	82	3203	39.1	59	2



## RECORDS

1981	Mike Garrett	78	3071	39.4	57	0
1982	Rohn Stark	46	2044	44.4	60	0
1983	Rohn Stark	93	4124	45.3*	68	0
1984	Rohn Stark	98	4383	44.7	72	0
1985	Rohn Stark	78	3584	45.9*	68	2
1986	Rohn Stark	76	3432	45.2*	63	0
1987	Rohn Stark	61	2440	40.0	63	2
1988	Rohn Stark	64	2784	43.5	65	0
1989	Rohn Stark	79	3392	42.9	64	1
1990	Rohn Stark	71	3084	43.4	61	1
1991	Rohn Stark	82	3492	42.6	65	0
1992	Rohn Stark	83	3716	44.8	64	0
1993	Rohn Stark	83	3595	43.3	65	0

\*Led NFL

<b>TOP INDIVIDUAL GAME PERFORMANCES AGAINST THE COLTS</b>
---

### **MOST YARDS RUSHING**

205, Dan Towler vs. Los Angeles, Nov. 22, 1953.

### **LONGEST RUN FROM SCRIMMAGE**

81, Rick Casares at Chicago Bears, Oct. 16, 1955.

### **MOST PASS ATTEMPTS**

62, Joe Namath at N.Y. Jets, Oct. 18, 1970.

### **MOST PASS COMPLETIONS**

34, Joe Namath at N.Y. Jets, Oct. 18, 1970.

### **HIGHEST PASS COMPLETION PERCENTAGE**

86.2, Ken Stabler vs. Oakland, Oct. 28, 1973.

### **MOST PASSING YARDAGE (GROSS)**

496, Joe Namath vs. N.Y. Jets, Sept. 24, 1972.

### **LONGEST PASS PLAY**

99t, Karl Sweetan to Pat Studstill vs. Detroit, Oct. 16, 1966.

### **MOST TOUCHDOWN PASSES**

7, Joe Kapp at Minnesota, Sept. 28, 1969.

### **MOST PASS RECEPTIONS**

13, Al Toon vs. N.Y. Jets, Nov. 6, 1988.

### **MOST PASS RECEIVING YARDAGE**

231, Dave Parks vs. San Francisco, Oct. 3, 1965.

### **MOST TOUCHDOWNS SCORED**

5, Jim Brown vs. Cleveland, Nov. 1, 1959.

5, Paul Hornung vs. Green Bay, Dec. 12, 1965.

### **MOST TOUCHDOWN PASS RECEPTIONS**

3 (15 times) most recently

Henry Ellard vs. Los Angeles Rams, Sept. 17, 1989.

### **MOST POINTS SCORED**

33, Paul Hornung at Green Bay, Oct. 8, 1961 (4 TD, 6 PAT, 1 FG).

### **MOST FIELD GOALS**

5, Curt Knight at Washington, Nov. 18, 1973.

### **LONGEST FIELD GOAL**

56, Chip Lohmiller vs. Washington, Dec. 22, 1990.

### **MOST PASS INTERCEPTIONS**

3, Rich Sowell vs. N.Y. Jets, Sept. 23, 1973.

3, Jim Kerr at Washington, Nov. 26, 1961.

3, Jim Butler vs. Pittsburgh, Nov. 3, 1957.

3, Jack Christiansen at Detroit, Nov. 7, 1953.

### **LONGEST INTERCEPTION RETURN**

92, Erik McMillan at New York Jets, Oct. 1, 1989.

### **LONGEST KICKOFF RETURN**

103, Tom Wilson vs. Los Angeles, Nov. 25, 1956.

103, Herb Adderley at Green Bay, Nov. 18, 1962.

### **LONGEST PUNT RETURN**

80, Stanley Morgan at New England, Nov. 18, 1979.





## THE LONGEST IN COLTS HISTORY

### RUNNING PLAYS

1. 80t, Tom Matte vs. St. Louis, Oct. 12, 1964.
2. 79t, Alan Ameche vs. Chicago Bears, Sept. 25, 1955.
3. 79t, Lenny Moore vs. Green Bay, Oct. 28, 1956.
4. 73t, Lenny Moore vs. San Francisco, Nov. 30, 1958.
5. 72t, Lenny Moore vs. Green Bay, Oct. 28, 1956.
6. 70t, Albert Bentley at Los Angeles Raiders, Dec. 21, 1986.
7. 70t, Lenny Moore at Cleveland, Nov. 11, 1956.
8. 70t, Lydell Mitchell vs. Kansas City, Nov. 30, 1975.
9. 69t, Ron Lee vs. Houston, Nov. 1, 1976.
10. 67t, Norm Bulaich vs. N.Y. Jets, Sept. 19, 1971.
11. 67t, Curtis Dickey vs. Dallas, Dec. 6, 1981.
12. 67, Owen Gill vs. Houston, Dec. 22, 1985.

### PASSING PLAYS

1. 90t, Roger Carr from Bert Jones vs. N.Y. Jets, Nov. 16, 1975.
2. 89t, John Mackey from John Unitas at Los Angeles, Oct. 30, 1966.
3. 89t, Roger Carr from Bert Jones at Buffalo, Nov. 9, 1975.
4. 88t, Tom Matte from John Unitas vs. Atlanta, Sept. 17, 1967.
5. 84t, Bill Brooks from Jack Trudeau at San Francisco, Oct. 5, 1986.
6. 84, Jimmy Orr from Earl Morrall at Atlanta, Sept. 22, 1968.
7. 82t, Buddy Young from George Shaw vs. Green Bay at Milw., Oct. 8, 1955.
8. 82t, Lenny Moore from John Unitas at San Francisco, Dec. 8, 1957.
9. 82t, Clarence Verdin from Chris Chandler at L.A. Rams, Sept. 17, 1989.
10. 81, Jessie Hester from Jack Trudeau at Pittsburgh, Nov. 22, 1992.
11. 80t, Lenny Moore from John Unitas vs. Detroit, Dec. 4, 1960.
12. 80t, Jimmy Orr from John Unitas at Chicago, Oct. 21, 1962.
13. 80t, Lenny Moore from John Unitas vs. Minnesota, Dec. 16, 1962.
14. 80t, Wayne Capers from Mike Pagel vs. Miami, Nov. 17, 1985.

## COLTS LASTS

#### 100 YARDS RUSHING

100, Roosevelt Potts vs. Buffalo, 1/2/94

#### 150 YARDS RUSHING

152, Eric Dickerson at Cincinnati, 10/22/89

#### TWO 100+ RUSHERS (total 3)

(117) Randy McMillan, (100) Albert Bentley vs. Buffalo, 10/6/85

#### TWO TDs RUSHING

2, Rodney Culver at Miami, 10/24/93

#### THREE TDs RUSHING

4, Eric Dickerson vs. Denver, 10/31/88

#### RUSHING TD BY QB

1, Jeff George at Miami, 10/25/92

#### 300 YARDS PASSING

330, Jeff George vs. Buffalo, 1/2/94

#### 350 YARDS PASSING

376, Jeff George at Washington, 11/7/93

#### 400 YARDS PASSING

401, John Unitas vs. Atlanta, 9/17/67

#### THREE TDs PASSING

3, Jeff George at Washington, 11/7/93

#### FOUR TDs PASSING

4, Jack Trudeau vs. Miami, 12/17/89

#### TD PASS OTHER THAN QB

63t, RB-Curtis Dickey vs. Cardinals, 9/16/84

#### 100 YARDS RECEIVING BY WR

112, Reggie Langhorne vs. New York Jets, 11/14/93

#### 100 YARDS RECEIVING BY RB

163, Anthony Johnson vs. New England, 11/15/92

#### 100 YARDS RECEIVING BY TE

104, Kerry Cash at New York Jets, 12/13/92

#### TWO 100+ RECEIVERS (total of 16)

(109) Matt Bouza, (104) Wayne Capers vs. Green Bay, 10/27/85

#### 150 YARDS RECEIVING BY WR

203, Reggie Langhorne at Washington, 11/7/93

#### 10+ RECEPTIONS BY WR

12, Reggie Langhorne at Washington, 11/7/93

#### 10+ RECEPTIONS BY RB

10, Anthony Johnson at Washington, 11/7/93

#### TWO TDs RECEIVING

2, Jessie Hester at New York Jets, 11/10/91

#### TD RECEPTION BY RB

3, Rodney Culver at Miami, 10/24/93

#### TDs RUSHING AND RECEIVING

Rodney Culver (1r/3p) at Miami, 10/24/93

#### THREE TOUCHDOWNS

Rodney Culver (2r/1p) at Miami, 10/24/93

#### THREE FIELD GOALS

Dean Biasucci at New York Jets, 12/5/93

#### FOUR FIELD GOALS

5, Dean Biasucci vs. Miami, 9/25/88



## RECORDS

- PUNT RETURNED FOR TD**  
53t, Clarence Verdin vs. New England, 11/15/92
- PUNT BLOCKED BY COLTS**  
Chris Goode vs. Miami, 12/17/89
- PUNT BLOCKED FOR TD**  
Albert Bentley vs. San Francisco, 9/10/89
- KICKOFF RETURNED FOR TD**  
88t, Clarence Verdin at New York Jets, 11/10/91
- INTERCEPTION RETURNED FOR TD**  
90t, Steve Emtman at Miami, 10/25/92
- TWO INTERCEPTIONS**  
2, Mike Prior vs. Phoenix, 12/20/92
- THREE INTERCEPTIONS**  
3, Mike Prior vs. Phoenix, 12/20/92
- FUMBLE RETURNED FOR TD**  
56t, Rodney Culver vs. Miami, 9/5/93
- SHUTOUT SCORED**  
Indianapolis 6, at New England 0, 12/6/92
- SAFETY**  
Jeff Leiding at Buffalo, 10/4/87

## OPPONENTS LASTS

- 100 YARDS RUSHING**  
110, Thurman Thomas vs. Buffalo, 1/2/94
- 150 YARDS RUSHING**  
173, Rodney Hampton at New York Giants, 12/12/93
- TWO 100+ RUSHERS (total of 5)**  
Thurman Thomas (117), Kenneth Davis (108) at Buffalo, 10/13/91
- TWO TDs RUSHING**  
2, Leonard Russell at New England, 12/26/93
- THREE TDs RUSHING**  
3, Earl Campbell vs. Houston, 9/9/84
- RUSHING TD BY QB**  
2, Mark Rypien at Washington, 11/7/93
- 300 YARDS PASSING**  
355, Dan Marino at Miami, 10/25/92
- 350 YARDS PASSING**  
355, Dan Marino at Miami, 10/25/92
- 400 YARDS PASSING**  
469, Vinny Testaverde vs. Tampa Bay, 10/16/88
- THREE TDs PASSING**  
3, Dan Marino vs. Miami, 9/5/93
- FOUR TDs PASSING**  
5, Mark Malone at Pittsburgh, 9/8/85
- TD PASS OTHER THAN QB**  
11t, RB-Keith Byars at Miami, 10/24/93
- 100 YARDS RECEIVING BY WR**  
105, Calvin Williams vs. Philadelphia, 12/19/93
- 100 YARDS RECEIVING BY RB**  
106, Lorenzo White vs. Houston, 9/13/92
- 100 YARDS RECEIVING BY TE**  
108, Ben Coates vs. New England, 10/31/93
- 200 YARDS RECEIVING**  
230, Henry Ellard at L.A. Rams, 9/17/89
- TWO 100+ RECEIVERS (total of 16)**  
Bruce Hill (162), Ron Hall (121) vs. Tampa Bay, 10/16/88
- 150 YARDS RECEIVING BY WR**  
152, Webster Slaughter vs. Cleveland, 12/10/90
- 10+ RECEPTIONS BY WR**  
10, Drew Hill at Houston, 9/23/90
- 10+ RECEPTIONS BY RB**  
12, Keith Byars at Philadelphia, 9/30/90
- TWO TDs RECEIVING**  
2, Chris Burkett vs. New York Jets, 11/14/93
- THREE TDs RECEIVING**  
3, Henry Ellard at L.A. Rams, 9/17/89
- TD RECEPTION BY RB**  
44, Terry Kirby at Miami, 10/24/93
- TDs RUSHING AND RECEIVING**  
Terry Kirby (14r/44p) at Miami, 10/24/93
- THREE TOUCHDOWNS**  
3, Henry Ellard (3 rec.) at L.A. Rams, 9/17/89
- THREE FIELD GOALS**  
3, Steve Christie vs. Buffalo, 1/2/94
- FOUR FIELD GOALS**  
4, Chip Lohmiller vs. Washington, 12/22/90
- PUNT RETURNED FOR TD**  
71t, O.J. McDuffie at Miami, 10/24/93
- PUNT BLOCKED**  
James Williams at Buffalo, 9/9/90
- PUNT BLOCKED FOR TD**  
Lawyer Tillman vs. Cleveland, 12/10/89
- KICKOFF RETURNED FOR TD**  
95t, Sammy Martin vs. New England, 11/27/88
- INTERCEPTION RETURNED FOR TD**  
56t, Louis Oliver at Miami, 10/24/93
- FUMBLE RETURNED FOR TD**  
78t, Darrell Green at Washington, 11/7/93
- SHUTOUT SCORED**  
New England 38 vs. Indianapolis 0, 12/26/93
- SAFETY**  
DB-Henry Jones at Buffalo, 11/21/93





**COLTS PRESEASON RESULTS**

**PRESEASON SERIES RECORDS**

Won 111, Lost 90, Tied 4

	Won	Lost	Tied	First Meeting
Atlanta Falcons	1	6	0	1973
Buffalo Bills	1	0	0	1969
Chicago Bears	5	4	1	1957
Cincinnati Bengals	0	3	0	1985
Cleveland Browns	4	2	0	1953
College All-Stars	3	0	0	1959
Dallas Cowboys	5	3	0	1960
Denver Broncos	5	6	0	1970
Detroit Lions	10	5	1	1964
Green Bay Packers	3	2	0	1980
Houston Oilers	5	1	0	1969
Kansas City Chiefs	3	1	0	1970
Los Angeles Raiders	4	2	0	1968
Miami Dolphins	2	2	0	1968
Minnesota Vikings	3	4	0	1961
New England Patriots	2	0	0	1967
New Orleans Saints	3	4	0	1975
New York Giants	7	5	0	1953
Philadelphia Eagles	9	9	0	1953
Phoenix Cardinals	6	5	1	1953
Pittsburgh Steelers	9	9	0	1953
San Diego Chargers	1	0	0	1969
Seattle Seahawks	2	5	0	1981
Tampa Bay Buccaneers	3	2	0	1977
Washington Redskins	15	10	1	1953

**1953: Won 3, Lost 3**  
 8/15 Phil. at Norfolk 7-10  
 8/22 Chi. Card. at Lubbock 10-7  
 8/26 Pitt. at Rochester 13-6  
 9/7 Cleve. at Akron 21-23  
 9/12 NYG at St. Louis 7-10  
 9/20 Wash. at Balt. 9-3

**1954: Won 4, Lost 1**  
 8/14 Phil. at Hershey 10-0  
 8/22 Pitt. at Pitt. 27-21  
 9/10 Pitt. at Tulsa 16-21  
 9/15 Chi. Card. at Chi. 20-2  
 9/18 Wash. at Balt. 49-14

**1955: Won 2, Lost 2, Tied 1**  
 8/13 Phil. at Hershey 6-21  
 Fort. Bel. at Westminster 61-0  
 8/30 Wash. at Balt. 28-28  
 9/6 NYG at Minn. 14-17  
 9/18 Pitt. at Buffalo 44-17

**1956: Won 3, Lost 2**  
 8/11 Phil. at Hershey 24-13  
 8/20 NYG at Boston 10-28  
 8/25 Pitt. at Cincinnati 37-16  
 9/9 Phil. at Louisville 14-19  
 9/16 Wash. at Balt. 21-13

**1957: Won 2, Lost 2, Tied 1**  
 8/17 Phil. at Hershey 17-10  
 8/24 Chi. Bears at Cincinnati 24-24  
 9/8 Wash. at Balt. 14-24  
 9/15 Chi. Card. at Louisville 27-9  
 9/21 Chi. Card. at St. Louis 21-27

**1958: Won 2, Lost 3, Tied 1**  
 8/16 Phil. at Hershey 28-30  
 8/23 Chi. Card. at Austin 31-31  
 9/29 Wash. at Balt. 27-21  
 9/6 Pitt. at Buffalo 10-13  
 9/14 NYG at Balt. 7-10  
 9/21 NYG at Louisville 42-21

**1959: Won 4, Lost 2**  
 8/14 Coll. All-Stars at Chi. 29-0  
 8/21 NYG at Dallas 28-3  
 9/28 Wash. at Balt. 23-10  
 9/4 Pitt. at Miami 30-21  
 9/13 Phil. at Phil. 13-35  
 9/20 Chi. Card. at Louisville 17-31

**1960: Won 3, Lost 3**  
 8/21 Coll. All-Stars at Chi. 32-7  
 8/19 Dall. at Dall. 14-10  
 8/26 St. L. at Charleston 21-31  
 9/2 Pitt. at Miami 28-34  
 9/11 Wash. at Balt. 30-7  
 9/17 Phil. at Hershey 21-35

**1961: Won 3, Lost 2**  
 8/12 Pitt. at Roanoke 20-24  
 8/18 Minn. at Balt. 13-3

8/26 Wash. at Norfolk 41-7  
 9/1 Dall. at Norman 24-35  
 9/10 NYG at New Haven 49-20

**1962: Won 3, Lost 2, Tied 1**  
 8/11 Phil. at Hershey 56-28  
 8/16 Wash. at Wash. 34-14  
 8/25 Dall. at Roanoke 24-10  
 9/2 Minn. at Minn. 13-24  
 9/9 Pitt. at Pitt. 9-20

**1963: Won 4, Lost 1**  
 8/10 Phil. at Hershey 26-21  
 8/17 Cleve. at Cleve. 21-7  
 8/24 Pitt. at Atlanta 17-14  
 8/31 Wash. at Norfolk 27-21  
 9/7 Chi. at New Orleans 7-14

**1964: Won 3, Lost 1, Tied 1**  
 8/8 Phil. at Hershey 28-17  
 8/14 Det. at Det. 28-28  
 8/21 St. L. at St. L. 21-30  
 8/27 Wash. at Wash. 41-14  
 9/6 Pitt. at Canton 48-17

**1965: Won 5, Lost 0**  
 8/14 Chi. Bears at Cincinnati 22-10  
 8/20 Wash. at Balt. 23-3  
 8/28 St. L. at Louisville 38-10  
 9/4 St. L. at St. L. 33-23  
 9/11 Phil. at Hershey 33-14

**1966: Won 5, Lost 0**  
 8/3 Wash. at Wash. 35-0  
 8/13 Phil. at New Orleans 31-17  
 8/19 St. L. at St. L. 33-7  
 8/26 Cleve. at Cleve. 24-17  
 9/1 Det. at Det. 20-0

**1967: Won 4, Lost 1**  
 8/13 Bos. at Bos. 33-3  
 8/21 St. L. at St. L. 5-9  
 8/26 Det. at Det. 14-5  
 8/31 Wash. at Wash. 23-17  
 9/9 Dall. at Dall. 33-7

**1968: Won 5, Lost 1**  
 8/3 Oak. at Oak. 14-12  
 8/10 Chi. at Birmingham 10-0  
 8/16 Wash. at Wash. 15-13  
 8/23 Det. at Det. 7-14  
 8/31 Mia. at Mia. 22-13  
 9/7 Dall. at Dall. 16-10

**1969: Won 6, Lost 0**  
 8/2 S.D. at S.D. 26-6  
 8/9 Oak. at Oak. 34-30  
 8/15 Hous. at Hous. 33-29  
 8/22 Buf. at Buf. 20-7  
 8/30 Mia. at Mia. 23-10  
 9/14 Dall. at Dall. 23-7



# RESULTS

## 1970: Won 4, Lost 2

8/8	Oak. at Oak.	33-21
8/14	K.C. at K.C.	17- 3
8/22	Den. at Den.	24- 7
8/29	Mia. at Mia.	13-20
9/5	Det. at Raleigh	20-14
9/12	Wash. at Wash.	14-17

## 1971: Won 3, Lost 4

7/30	Coll. All-Stars at Chi.	24-17
8/7	K.C. at Balt.	3-10
8/14	Chi. at Balt.	21-13
8/22	Det. at Ann Arbor	20-23
8/28	Wash. at Wash.	20-14
9/3	Dall. at Balt.	14-27
9/11	Oak. at Jacksonville	3-24

## 1972: Won 3, Lost 3

8/4	Wash. at Tampa	3-33
8/14	Oak. at Oak.	0-16
8/21	K.C. at K.C.	23-17
8/26	Pitt. at Tampa	16-13
9/1	Det. at Tampa	17-24
9/10	Den. at Den.	20-13

## 1973: Won 2, Lost 4

8/4	Pitt. at Pitt.	7-34
8/11	Atl. at Atl.	20-34
8/18	Det. at Memphis	32-28
8/25	Wash. at Wash.	3-20
9/1	Hous. at Hous.	9-20
9/9	Den. at Den.	17-10

## 1974: Won 1, Lost 4

8/9	Det. at Balt.	3- 6
8/17	Cleve. at Tampa	37- 3
8/26	Chi. at Balt.	16-20
8/31	Atl. at Atl.	7-23
9/6	Wash. at Wash.	6- 7

## 1975: Won 2, Lost 4

8/9	Den. at Den.	23-20
8/16	Atl. at Lincoln	3-10
8/22	Pitt. at Balt.	10-31
8/30	N.O. at N.O.	3-27
9/8	Hous. at Hous.	26-21
9/12	Wash. at Balt.	10-24

## 1976: Won 2, Lost 4

1/31	Cleve. at Lincoln	21- 0
8/6	Wash. at Balt.	20- 3
8/14	Chi. at Chi.	14-25
8/20	N.O. at Balt.	20-26
8/28	Atl. at Atl.	7-21
9/2	Det. at Det.	9-24

## 1977: Won 3, Lost 3

8/8	Den. at Den.	8-14
8/14	Hous. at Hous.	14- 7
8/19	Minn. at Balt.	29- 7
8/27	Dall. at Dall.	21-23
9/2	Det. at Balt.	21-10
9/10	T. B. at Tampa Bay	0-14

## 1978: Won 1, Lost 3

8/5	Pitt. at Balt.	10-22
8/12	T. B. at Tampa Bay	12-23
8/18	Wash. at Balt.	16-17
8/26	Det. at Det.	13- 7

## 1979: Won 2, Lost 2

8/3	Phil. at Balt.	17-14
8/11	Cleve. at Cleve.	3-24
8/17	Phil. at Phil.	17-31
8/24	Det. at Balt.	17- 7

## 1980: Won 2, Lost 2

8/9	Wash. at Balt.	3-13
8/16	G. B. at Mil.	17- 3

8/22	NYG at Balt.	37-20
8/29	Atl. at Atl.	35-51

## 1981: Won 0, Lost 4

8/8	N.O. at N.O.	23-24
8/15	NYG at E. Rutherford	17-20
8/22	Wash. at Balt.	7-13
8/28	Seattle at Seattle	17-31

## 1982: Won 3, Lost 2

8/7	Minn. at Canton	14-30
8/14	NYG at Balt.	19-14
8/21	Atl. at Tempe	34- 3
8/28	Pitt. at Pitt.	15-37
9/4	Chi. at Chi.	26-17

## 1983: Won 2, Lost 2

8/4	Hous. at Hous.	15- 0
8/13	Minn. at Minn.	10- 7
8/20	NYG at Rutherford	14-27
8/26	Atl. at Atl.	7-10

## 1984: Won 1, Lost 3

8/4	Mia. at Mia.	3-24
8/11	NYG at Ind.	26-20
8/18	Den. at Den.	0-31
8/25	G.B. at G.B.	17-34

## 1985: Won 2, Lost 2

8/10	Seattle at Ind.	19- 7
8/17	Chi. at Chi.	24-13
8/24	Den. at Den.	3-20
8/30	Cin. at Ind.	21-31

## 1986: Won 1, Lost 3

8/8	Seattle at Seattle	14-21
8/16	Chicago at Chicago	21-38
8/23	Detroit at Ind.	20-13
8/30	Minnesota at Ind.	20-23

## 1987: Won 3, Lost 1

8/15	Detroit at Detroit	22-19
8/22	Minnesota at Min.	13-37
8/29	Houston at Ind.	17- 6
9/5	Tampa Bay at Ind.	23-16

## 1988: Won 3, Lost 1

8/6	T.B. at Tampa Bay	20- 7
8/13	G.B. at Ind.	25-21
8/20	N.O. at Ind.	18- 6
8/25	Den. at Den.	20-21

## 1989: Won 4, Lost 0

8/12	N.O. at N.O.	31- 7
8/19	G.B. at G.B.	24-23
8/26	T.B. at Ind.	30- 0
9/2	Den. at Ind.	38-34

## 1990: Won 0, Lost 4

8/11	Denver at Ind.	7-16
8/17	Seattle at Seattle	10-13
8/27	Philadelphia at Ind.	16-17
8/31	N.O. at N.O.	14-17

## 1991: Won 1, Lost 3

8/2	Denver at Den.	3-10
8/10	Seattle at Ind.	7-17
8/17	N.O. at Ind.	34-28
8/23	Philadelphia at Phil.	21-23

## 1992: Won 2, Lost 2

8/8	New England at Ind.	34-14
8/15	Seattle at Ind.	10-27
8/22	Cin. at Cin.	0-20
8/28	K.C. at K.C.	21-10

## 1993: Won 2, Lost 2

8/7	Seattle at Seattle	16-13
8/14	Cin. at Ind.	7-24
8/20	L.A. Raiders at Ind.	18- 7
8/27	G.B. at G.B.	10-41





**COLTS ALL-TIME RESULTS**

**ALL-AMERICA FOOTBALL CONFERENCE**

**1947: Won 2, Lost 11, Tied 1**

**Coach: Cecil Isbell**

**Fourth Eastern Division**

S	7	Brooklyn Dodgers	W	16-7
S	14	at San Francisco 49ers	L	7-14
S	21	at Cleveland Browns	L	0-28
S	28	New York Yankees	L	7-21
O	5	San Francisco 49ers	T	28-28
O	12	at Buffalo Bills	L	15-20
O	19	Los Angeles Dons	L	10-38
O	26	at Los Angeles Dons	L	0-56
N	2	at New York Yankees	L	21-35
N	7	at Chicago Rockets	L	21-27
N	16	at Brooklyn Dodgers	L	14-21
N	23	Buffalo Bills	L	14-33
N	30	Chicago Rockets	W	14-7
D	7	Cleveland Browns	L	0-42
				<b>167-377</b>

**1948: Won 7, Lost 7**

**Coach: Cecil Isbell**

**Tied First Eastern Division**

S	5	New York Yankees	W	45-28
S	10	at Chicago Rockets	L	14-21
S	16	at New York Yankees	W	27-14
S	26	Brooklyn Dodgers	W	35-20
O	5	Cleveland Browns	L	10-14
O	10	San Francisco 49ers	L	14-56
O	15	at Los Angeles Dons	W	29-14
O	24	at San Francisco 49ers	L	10-21
O	31	at Buffalo Bills	L	17-35
N	7	at Cleveland Browns	L	7-28
N	14	Chicago Rockets	W	38-24
N	21	Los Angeles Dons	L	14-17
N	28	at Brooklyn Dodgers	W	38-20
D	5	Buffalo Bills	W	35-15
				<b>333-327</b>

**EASTERN DIVISION PLAYOFF GAME**

D	12	Buffalo Bills	L	17-28
---	----	---------------	---	-------

**1949: Won 1, Lost 11**

**Coach: Cecil Isbell (4 games)**

**Seventh Conference**

**Walt Driskill (8 games)**

A	28	at San Francisco 49ers	L	17-31
S	2	Los Angeles Dons	L	17-49
S	11	at Cleveland Browns	L	0-21
S	16	at Chicago Hornets	L	7-35
S	25	Cleveland Browns	L	20-28
O	2	at Buffalo Bills	W	35-28
O	16	Brooklyn New York Yankees	L	21-24
O	23	Chicago Hornets	L	7-17
O	30	at Brooklyn New York Yankees	L	14-21
N	16	San Francisco 49ers	L	10-28
N	20	Los Angeles Dons	L	10-21
N	27	Buffalo Bills	L	14-38
				<b>172-341</b>

**NATIONAL FOOTBALL LEAGUE**

**1950: Won 1, Lost 11**

**Coach: Clem Crowe**

**Seventh National Conference**

S	17	Washington Redskins	L	14-38
S	24	Cleveland Browns	L	0-31
O	2	at Chicago Cardinals	L	13-55
O	15	Philadelphia Eagles	L	14-24
O	22	at Los Angeles Rams	L	27-70
O	29	at San Francisco 49ers	L	14-17
N	5	Green Bay Packers	W	41-21
N	12	at Pittsburgh Steelers	L	7-17
N	19	New York Giants	L	20-55
N	26	at Washington Redskins	L	28-38
D	3	Detroit Lions	L	21-45
D	10	New York Yanks	L	14-51
				<b>213-462</b>



# 1953 COLTS STATISTICS

Date	Results	Opponent	Attendance	Receiving	No.	Yds.	Avg.	LG	TD
9/27	W 13-9	CHICAGO	23,715	Young	12	201	16.8	49t	3
10/3	L 17-27	DETROIT	25,159	Brethauer	10	133	13.3	25	0
10/11	W 16-14	@ Chicago	35,316	McPhail	10	38	3.8	45	0
10/18	L 14-37	@ Green Bay	18,713	Huzvar	6	55	9.2	30t	1
10/25	W 27-17	WASHINGTON	34,031	Rechichar	3	151	50.3	66t	2
10/31	L 24-35	GREEN BAY	33,797	Keane	3	61	20.3	37	0
11/7	L 7-17	@ Detroit	46,508	Kalmanir	3	31	10.3	22t	1
11/15	L 14-45	@ Philadelphia	27,813	Shula	1	6	6.0	6	0
11/22	L 13-21	L.A. RAMS	27,268	Marchetti	0	19	0.0	19	0
11/29	L 21-38	SAN FRANCISCO	26,005	<b>COLTS</b>	<b>126</b>	<b>1625</b>	<b>12.9</b>	<b>66t</b>	<b>13</b>
12/5	L 2-45	@ L.A. Rams	26,696	<b>OPPONENTS</b>	<b>165</b>	<b>2411</b>	<b>14.6</b>	<b>59</b>	<b>21</b>
12/13	L 14-45	@ San Francisco	23,432						

Team Statistics	Colts	Opp	Keane	No.	Yds.	Avg.	LG	TD
<b>TOTAL FIRST DOWNS</b>	157	232	Rechichar	7	64	9.1	36t	1
Rushing	75	121	Shula	3	46	15.3	35	0
Passing	66	95	Taseff	2	36	18.0	29	0
Penalty	16	16	Pellington	2	22	11.0	22	0
<b>TOTAL NET YARDS</b>	2716	4486	Brethauer	1	17	17.0	17	0
Avg. Per Game	226.3	373.8	Agase	1	5	5.0	5	0
<b>NET YARDS RUSHING</b>	1459	2315	Mioduszewski	1	0	0.0	0	0
Avg. Per Game	121.6	192.9	Other	1	0	0.0	0	0
Total Rushes	376	445	<b>COLTS</b>	<b>29</b>	<b>308</b>	<b>10.6</b>	<b>36t</b>	<b>1</b>
<b>NET YARDS PASSING</b>	1257	2171	<b>OPPONENTS</b>	<b>27</b>	<b>469</b>	<b>17.4</b>	<b>54t</b>	<b>3</b>
Avg. Per Game	104.8	180.9						
Tackled/Yards Lost	-368	-240	<b>Punting</b>	<b>No.</b>	<b>Yds.</b>	<b>Avg.</b>	<b>LG</b>	<b>Bk.</b>
Gross Yards	1625	2411	Taliaferro	65	2438	37.5	61	0
Att./Completions	319/126	321/165	Keane	18	752	41.8	56	0
Completion Pct.	39.5	51.4	<b>COLTS</b>	<b>83</b>	<b>3190</b>	<b>38.4</b>	<b>61</b>	<b>0</b>
Had Intercepted	27	29	<b>OPPONENTS</b>	<b>55</b>	<b>2217</b>	<b>40.3</b>	<b>65</b>	<b>-</b>
<b>PUNTS/AVERAGE</b>	83/38.4	55/40.3						
<b>PENALTIES/YARDS</b>	69/623	87/757	<b>Punt Returns</b>	<b>No.</b>	<b>Yds.</b>	<b>Avg.</b>	<b>LG</b>	<b>TD</b>
<b>FUMBLES/BALL LOST</b>	34/21	42/27	Taliaferro	10	31	3.1	7	0
<b>TOUCHDOWNS</b>	23	46	Young	6	9	1.5	9	0
Rushing	7	21	Coutre	4	38	9.5	25	0
Passing	13	21	Mioduszewski	4	13	3.3	5	0
Defense/Kicking	1/2	3/1	Kalmanir	2	19	9.5	14	0
			Taseff	1	71	71.0	71t	1
			Keane	1	3	3.0	3	0
			Rechichar	1	0	0.0	0	0
			<b>COLTS</b>	<b>29</b>	<b>184</b>	<b>6.3</b>	<b>71t</b>	<b>1</b>
			<b>OPPONENTS</b>	<b>40</b>	<b>307</b>	<b>7.7</b>	<b>74</b>	<b>0</b>

Score By Periods	1	2	3	4	Total
<b>COLTS</b>	38	44	39	61	182
<b>OPPONENTS</b>	77	105	83	85	350

Scoring	TDR	TDP	TDRt	PAT	FG	S	TP	Kickoff Returns	No.	Yds.	Avg.	LG	TD
Rechichar			2	1	5-13		33	Taliaferro	16	331	20.7	39	0
Huzvar	4	1					30	Young	11	378	34.4	104t	1
McPhail				21-23	2-5		27	Coutre	9	266	29.6	78	0
Taliaferro	2	2					24	Taseff	4	87	21.8	35	0
Young			3	1			24	Kalmanir	3	51	17.0	25	0
Edwards			3				18	Jackson	3	37	12.3	19	0
Taseff	1		1				12	Poole	2	24	12.0	21	0
Embree			1				6	Campanella	2	13	6.5	13	0
Kalmanir			1				6	Rechichar	1	28	28.0	28	0
Donovan					1	2	1	Mioduszewski	1	25	25.0	25	0
<b>COLTS</b>	<b>7</b>	<b>13</b>	<b>3</b>	<b>21-23</b>	<b>7-18</b>	<b>1</b>	<b>182</b>	Finnin	1	18	18.0	18	0
<b>OPPONENTS</b>	<b>21</b>	<b>21</b>	<b>4</b>	<b>45-46</b>	<b>9-16</b>	<b>1</b>	<b>350</b>	<b>COLTS</b>	<b>53</b>	<b>1258</b>	<b>23.7</b>	<b>104t</b>	<b>1</b>
								<b>OPPONENTS</b>	<b>40</b>	<b>724</b>	<b>18.1</b>	<b>28</b>	<b>0</b>

## USUAL STARTERS

OFFENSE				DEFENSE			
WR	Mel Embree	LDE	Barney Poole				
LT	Ernie Blandin	LDT	Art Donovan				
LG	Dick Barwegan	RDT	Tom Finnin				
C	Brad Ecklund	RDE	Gino Marchetti				
RG	Bill Lange	LLB	Bill Pellington				
RT	Jack Little	MLB	Sisto Averno				
SE	Dan Edwards	RLB	Alex Agase				
RB	John Huzvar	LCB	Bert Rechichar				
QB	Fred Enke	RCB	Don Shula				
RB	Buddy Young	LS	Carl Taseff				
RB	George Taliaferro	RS	Tom Keane				

Passing	Att.	Comp.	Yds.	Pct.	Avg./Att.	TD	TD%	Int.	Int. %	LG	Rating
Enke	169	71	1054	42.0	6.24	8	4.7	15	8.9	55	41.9
DelBello	61	27	229	44.3	3.75	1	1.6	5	8.2	66	25.9
Taliaferro	55	15	211	27.3	3.84	2	3.6	5	9.1	45	17.3
Mioduszewski	30	11	113	36.7	3.77	2	6.7	2	6.7	17	42.8
Flowers	4	2	18	50.0	4.50	0	0.0	0	0.0	12	62.5
<b>COLTS</b>	<b>319</b>	<b>126</b>	<b>1625</b>	<b>39.5</b>	<b>5.09</b>	<b>13</b>	<b>4.1</b>	<b>27</b>	<b>8.5</b>	<b>66</b>	<b>34.5</b>
<b>OPPONENTS</b>	<b>321</b>	<b>165</b>	<b>2411</b>	<b>51.4</b>	<b>7.51</b>	<b>21</b>	<b>6.5</b>	<b>29</b>	<b>9.0</b>	<b>59</b>	<b>60.4</b>



# 1954 COLTS STATISTICS



Date	Results	Opponent	Attendance	Receiving	No.	Yds.	Avg.	LG	TD
9/26	L	0-48 L.A. RAMS	36,215	Edwards	40	531	13.3	42	1
10/ 2	W	20-14 N.Y. GIANTS	27,088	Colteryahn	30	384	12.8	21	0
10/10	L	9-28 @ Chicago	27,845	Womble	30	338	11.3	78t	3
10/16	L	0-35 @ Detroit	48,272	Taseff	16	159	9.9	30	1
10/24	L	6- 7 GREEN BAY	28,680	Young	15	272	18.1	78t	3
10/31	L	21-24 @ Washington	23,566	Taliaferro	14	122	8.7	29t	1
11/ 6	L	3-27 DETROIT	25,287	Toth	11	51	4.6	13	0
11/13	L	13-24 Green Bay @ Milw.	19,786	Bighead	6	89	14.8	25	0
11/21	L	13-28 CHICAGO	23,093	Mutscheller	1	49	49.0	49	0
11/28	W	17-13 SAN FRANCISCO	23,875	<b>COLTS</b>	<b>163</b>	<b>1995</b>	<b>12.2</b>	<b>78t</b>	<b>9</b>
12/ 4	W	22-21 @ L.A. Rams	30,744	<b>OPPONENTS</b>	<b>178</b>	<b>2503</b>	<b>14.1</b>	<b>80t</b>	<b>12</b>
12/11	L	7-10 @ San Francisco	26,856						

Team Statistics		Colts	Opp	Interceptions	No.	Yds.	Avg.	LG	TD
TOTAL FIRST DOWNS		169	234	Shula	5	84	16.8	25	0
Rushing		66	95	Keane	5	22	4.4	9	0
Passing		90	120	Eggers	3	18	6.0	10	0
Penalty		13	19	Rechichar	2	27	13.5	21	0
TOTAL NET YARDS		2934	3930	Taseff	2	15	7.5	15	0
Avg. Per Game		244.5	327.5	Leberman	2	0	0.0	0	0
NET YARDS RUSHING		1275	1630	Campanella	1	0	0.0	0	0
Avg. Per Game		106.3	135.8	<b>COLTS</b>	<b>20</b>	<b>166</b>	<b>8.3</b>	<b>25</b>	<b>0</b>
Total Rushes		364	425	<b>OPPONENTS</b>	<b>22</b>	<b>232</b>	<b>10.5</b>	<b>-</b>	<b>1</b>
NET YARDS PASSING		1659	2300	<b>Punting</b>	<b>No.</b>	<b>Yds.</b>	<b>Avg.</b>	<b>LG</b>	<b>Blk.</b>
Avg. Per Game		139.1	191.7	Davidson	72	2678	37.2	55	1
Tackled/Yards Lost		-336	-203	<b>COLTS</b>	<b>72</b>	<b>2678</b>	<b>37.2</b>	<b>55</b>	<b>1</b>
Gross Yards		1995	2503	<b>OPPONENTS</b>	<b>57</b>	<b>2266</b>	<b>39.8</b>	<b>63</b>	<b>-</b>
Att./Completions		313/163	330/178	<b>Punt Returns</b>	<b>No.</b>	<b>Yds.</b>	<b>Avg.</b>	<b>LG</b>	<b>TD</b>
Completion Pct.		52.1	53.9	Young	14	60	4.3	16	0
Had Intercepted		22	20	Taseff	8	52	6.5	13	0
PUNTS/AVERAGE		72/37.2	57/39.8	Rechichar	6	22	3.7	9	0
PENALTIES/YARDS		71/662	92/834	Taliaferro	5	34	6.8	18	0
FUMBLES/BALL LOST		20/12	28/10	<b>COLTS</b>	<b>33</b>	<b>168</b>	<b>5.1</b>	<b>18</b>	<b>0</b>
TOUCHDOWNS		14	36	<b>OPPONENTS</b>	<b>45</b>	<b>149</b>	<b>3.3</b>	<b>39</b>	<b>0</b>
Rushing		4	21	<b>Kickoff Returns</b>	<b>No.</b>	<b>Yds.</b>	<b>Avg.</b>	<b>LG</b>	<b>TD</b>
Passing		9	12	Young	13	308	23.7	30	0
Defense/Kicking		1/0	2/1	Womble	9	170	18.9	27	0

Score By Periods	1	2	3	4	Total
<b>COLTS</b>	<b>33</b>	<b>55</b>	<b>26</b>	<b>17</b>	<b>131</b>
<b>OPPONENTS</b>	<b>62</b>	<b>65</b>	<b>73</b>	<b>79</b>	<b>279</b>

Scoring	TDR	TDP	TDRt	PAT	FG	S	TP
Kerkorian	1			11-12	5-10		32
Young	2	3					30
Rechichar				1- 1	6-13		19
Womble	3						18
Edwards	1						6
Robinson			1				6
Taliaferro	1						6
Taseff	1						6
Toth	1						6
Finnin						1	2
<b>COLTS</b>	<b>4</b>	<b>9</b>	<b>1</b>	<b>12-13</b>	<b>11-23</b>	<b>1</b>	<b>131</b>
<b>OPPONENTS</b>	<b>21</b>	<b>12</b>	<b>3</b>	<b>36-36</b>	<b>9-19</b>		<b>279</b>

## USUAL STARTERS

RUSHING					OFFENSE					DEFENSE																
No.	Yds.	Avg.	LG	TD	WR	LT	LG	C	RG	RT	SE	RB	QB	RB	LDE	LDT	RDT	RDE	LLB	MLB	RLB	LCB	RCB	LS	RS	
Young	70	311	4.4	57t	Lloyd Colteryahn	Ken Jackson	Art Spinney	Buzz Nutter	Alex Sandusky	Jack Little	Dan Edwards	Zollie Toth	Gary Kerkorian	Buddy Young	Royce Womble	Gino Marchetti	Art Donovan	Tom Finin	Don Joyce	Bill Pellington	Joe Campanella	Doug Eggers	Carl Taseff	Don Shula	Tom Keane	Bert Rechichar
Toth	86	303	3.5	15																						
Taseff	41	228	5.0	32																						
Womble	60	174	2.9	24																						
Taliaferro	48	157	3.3	29																						
Kerkorian	22	36	1.6	11																						
Davidson	11	31	2.8	15																						
Huzvar	19	29	1.5	6																						
Shula	2	3	1.5	3																						
Enke	5	3	0.6	5																						
<b>COLTS</b>	<b>364</b>	<b>1275</b>	<b>3.5</b>	<b>57t</b>																						
<b>OPPONENTS</b>	<b>425</b>	<b>1630</b>	<b>3.8</b>	<b>38</b>																						

Passing	Att.	Comp.	Yds.	Pct.	Avg./Att.	TD	TD%	Int.	Int. %	LG	Rating
Kerkorian	217	117	1515	53.9	6.98	9	4.2	12	5.5	78t	66.9
Davidson	64	28	309	43.8	4.83	0	0.0	5	7.8	29	26.1
Enke	28	17	171	60.7	6.11	0	0.0	3	10.7	42	38.5
Taliaferro	2	0	0	0.0	0.00	0	0.0	1	50.0	0	0.0
Keane	1	1	0	100.0	0.00	0	0.0	0	0.0	0	79.2
Toth	1	0	0	0.0	0.00	0	0.0	1	100.0	0	0.0
<b>COLTS</b>	<b>313</b>	<b>163</b>	<b>1995</b>	<b>52.1</b>	<b>5.09</b>	<b>9</b>	<b>2.9</b>	<b>22</b>	<b>7.0</b>	<b>78t</b>	<b>52.3</b>
<b>OPPONENTS</b>	<b>330</b>	<b>178</b>	<b>2503</b>	<b>53.9</b>	<b>7.58</b>	<b>12</b>	<b>3.6</b>	<b>20</b>	<b>6.1</b>	<b>80t</b>	<b>65.5</b>



# 1955 COLTS STATISTICS

Date	Results	Opponent	Attendance	Receiving	No.	Yds.	Avg.	LG	TD
9/25	W 23-17	CHICAGO	36,167	Mutscheller	33	518	15.7	48	7
10/ 1	W 28-13	DETROIT	40,030	Ameche	27	141	5.2	18	0
10/ 8	W 24-20	Green Bay @ Milw.	40,199	Colteryahn	21	251	12.0	22	3
10/16	L 10-38	@ Chicago	40,184	Young, B.	19	426	22.4	82t	1
10/23	L 13-14	WASHINGTON	51,587	Berry	13	205	15.8	45	0
10/29	W 14-10	GREEN BAY	34,411	Dupre	10	153	15.3	30	0
11/ 5	L 14-24	@ Detroit	53,874	Hugasian	3	32	10.7	13	0
11/13	L 7-17	@ N.Y. Giants	33,982	Shields	3	27	9.0	19	0
11/20	T 17-17	L.A. RAMS	41,146	Young, D.	2	15	7.5	11	0
11/27	W 26-14	SAN FRANCISCO	33,485	Womble	1	14	14.0	14	0
12/ 4	L 14-20	@ L.A. Rams	37,024	Pellington	1	10	10.0	10	0
12/11	L 24-35	@ San Francisco	35,371	Taseff	1	3	3.0	3	0
				<b>COLTS</b>	<b>134</b>	<b>1795</b>	<b>13.4</b>	<b>82t</b>	<b>11</b>

Team Statistics	Colts	Opp	COLTS	OPPONENTS	No.	Yds.	Avg.	LG	TD
TOTAL FIRST DOWNS	206	234							
Rushing	93	120							
Passing	92	98							
Penalty	21	16							
TOTAL NET YARDS	3464	4122							
Avg. Per Game	288.3	343.5							
NET YARDS RUSHING	1833	2035							
Avg. Per Game	152.8	169.6							
Total Rushes	456	448							
NET YARDS PASSING	1631	2087							
Avg. Per Game	135.9	173.9							
Tackled/Yards Lost	-164	-201							
Gross Yards	1795	2288							
Att./Completions	266/134	320/158							
Completion Pct.	50.4	49.4							
Had Intercepted	22	19							
PUNTS/AVERAGE	55/39.3	56/39.9							
PENALTIES/YARDS	59/565	69/681							
FUMBLES/BALL LOST	18/8	24/14							
TOUCHDOWNS	26	30							
Rushing	15	18							
Passing	11	12							
Defense/Kicking	0/0	0/0							

Interceptions	No.	Yds.	Avg.	LG	TD
Rechichar	6	109	18.2	40	0
Shula	5	64	12.8	31	0
Campanella	2	35	17.5	23	0
Pellington	2	17	8.5	12	0
Thomas	1	23	23.0	23	0
Patera	1	8	8.0	8	0
Bryan	1	4	4.0	4	0
Taseff	1	0	0.0	0	0
<b>COLTS</b>	<b>19</b>	<b>260</b>	<b>13.7</b>	<b>40</b>	<b>0</b>
<b>OPPONENTS</b>	<b>22</b>	<b>269</b>	<b>12.2</b>	<b>39</b>	<b>0</b>

Punting	No.	Yds.	Avg.	LG	Bk.
Brethauer	55	2161	39.3	56	0
<b>COLTS</b>	<b>55</b>	<b>2161</b>	<b>39.3</b>	<b>56</b>	<b>0</b>
<b>OPPONENTS</b>	<b>56</b>	<b>2234</b>	<b>39.9</b>	<b>63</b>	<b>-</b>

Punt Returns	No.	Yds.	Avg.	LG	TD
Rechichar	30	121	4.0	24	0
Taseff	14	46	3.3	20	0
Pellington	1	6	6.0	6	0
Young, D.	1	3	3.0	3	0
Patera	1	2	2.0	2	0
Young, B.	1	0	0.0	0	0
<b>COLTS</b>	<b>48</b>	<b>178</b>	<b>3.7</b>	<b>24</b>	<b>0</b>
<b>OPPONENTS</b>	<b>37</b>	<b>71</b>	<b>1.9</b>	<b>11</b>	<b>0</b>

Score By Periods	1	2	3	4	Total
COLTS	54	44	57	59	214
OPPONENTS	36	72	69	62	239

Kickoff Returns	No.	Yds.	Avg.	LG	TD
Rechichar	9	235	26.1	59	0
Young, B.	9	222	24.7	43	0
Taseff	7	162	23.1	38	0
White	4	142	35.5	54	0
Ameche	4	60	15.0	19	0
Young, D.	2	37	18.5	22	0
Pellington	2	36	18.0	19	0
Berry	2	27	13.5	16	0
Renfro	1	20	20.0	20	0
<b>COLTS</b>	<b>40</b>	<b>941</b>	<b>23.5</b>	<b>59</b>	<b>0</b>
<b>OPPONENTS</b>	<b>36</b>	<b>724</b>	<b>20.1</b>	<b>57</b>	<b>0</b>

Rushing	No.	Yds.	Avg.	LG	TD
Ameche	213	961	4.5	79t	9
Dupre	88	338	3.8	60	1
Shaw	68	301	4.4	37	3
Young, B.	32	87	2.7	25	1
Young, D.	17	39	2.3	10	0
Shields	10	34	3.4	14	0
Hugasian	12	34	2.8	15	0
Kerkorian	6	20	3.7	12	1
Renfro	4	13	3.3	5	0
Bryan	2	43	2.0	8	0
Womble	4	2	0.5	4	0
<b>COLTS</b>	<b>456</b>	<b>1833</b>	<b>4.0</b>	<b>79t</b>	<b>15</b>
<b>OPPONENTS</b>	<b>448</b>	<b>2035</b>	<b>4.5</b>	<b>81t</b>	<b>18</b>

Passing	Att.	Comp.	Yds.	Pct.	Avg./Att.	TD	TD%	Int.	Int. %	LG	Rating
Shaw	237	119	1586	50.2	6.69	10	4.2	19	8.0	82t	52.5
Kerkorian	29	15	209	51.7	7.21	1	3.5	3	10.3	48	47.1
<b>COLTS</b>	<b>266</b>	<b>134</b>	<b>1795</b>	<b>50.4</b>	<b>6.75</b>	<b>11</b>	<b>4.1</b>	<b>22</b>	<b>8.3</b>	<b>82t</b>	<b>51.5</b>
<b>OPPONENTS</b>	<b>320</b>	<b>158</b>	<b>2288</b>	<b>49.4</b>	<b>7.15</b>	<b>12</b>	<b>3.8</b>	<b>19</b>	<b>5.9</b>	<b>60</b>	<b>60.8</b>

## USUAL STARTERS

OFFENSE		DEFENSE	
WR	Lloyd Colteryahn	LDE	Gino Marchetti
LT	George Radosevich	LDT	Art Donovan
LG	Art Spinney	RDT	Tom Finnin
C	Dick Szymanski	RDE	Don Joyce
RG	Alex Sandusky	LLB	Bill Pellington
RT	George Preas	MLB	Joe Campanella
TE	Jim Mutscheller	RLB	Doug Eggers
RB	Buddy Young	LCB	Bert Rechichar
QB	George Shaw	RCB	Don Shula
RB	Alan Ameche	LS	Carl Taseff
RB	L. G. Dupre	RS	Jesse Thomas



# 1956 COLTS STATISTICS



Date	Results	Opponent	Attendance	Receiving	No.	Yds.	Avg.	LG	TD
9/30	W 28-21	CHICAGO	45,221	Mutscheller	44	715	16.3	53t	6
10/ 6	L 14-31	DETROIT	42,622	Berry	37	601	16.2	54	2
10/14	L 33-38	Green Bay @ Milw.	24,214	Ameche	26	189	7.3	22	0
10/21	L 27-58	@ Chicago	48,364	Dupre	16	216	13.5	49t	2
10/28	W 28-21	GREEN BAY	40,086	Vessels	11	177	16.1	30	1
11/11	W 21- 7	@ Cleveland	42,404	Moore	11	102	9.3	27	1
11/18	L 3-27	@ Detroit	55,788	Womble	9	180	20.0	43t	2
11/25	W 56-21	L.A. RAMS	40,321	Colteryahn	3	29	9.7	16	0
12/ 2	L 17-20	SAN FRANCISCO	37,227	Unitas	1	1	1.0	1	0
12/ 9	L 7-31	@ L.A. Rams	51,037	<b>COLTS</b>	<b>158</b>	<b>2210</b>	<b>14.0</b>	<b>54</b>	<b>14</b>
12/16	L 17-30	@ San Francisco	43,791	<b>OPPONENTS</b>	<b>165</b>	<b>2463</b>	<b>14.9</b>	<b>77t</b>	<b>22</b>
12/23	W 19-17	WASHINGTON	32,944						

Team Statistics		Colts	Opp	Interceptions	No.	Yds.	Avg.	LG	TD
TOTAL FIRST DOWNS		216	238	Rechichar	4	63	15.8	42	0
Rushing		106	109	Thomas	2	36	18.0	23	0
Passing		99	115	Taseff	2	13	6.5	8	0
Penalty		11	14	Patera	2	10	5.0	10	0
TOTAL NET YARDS		4125	4176	Eggers	1	6	6.0	6	0
Avg. Per Game		343.8	348.0	Pellington	1	4	4.0	4	0
NET YARDS RUSHING		2204	1916	Shula	1	2	2.0	2	0
Avg. Per Game		183.7	159.7	<b>COLTS</b>	<b>13</b>	<b>134</b>	<b>10.3</b>	<b>42</b>	<b>0</b>
Total Rushes		432	447	<b>OPPONENTS</b>	<b>18</b>	<b>275</b>	<b>15.3</b>	<b>56t</b>	<b>2</b>
NET YARDS PASSING		1921	2260	<b>Punting</b>	<b>No.</b>	<b>Yds.</b>	<b>Avg.</b>	<b>LG</b>	<b>Blk.</b>
Avg. Per Game		160.1	188.3	Rechichar	33	1277	38.7	56	0
Tackled/Yards Lost		-289	-203	Dupre	25	953	38.1	54	0
Gross Yards		2210	2463	<b>COLTS</b>	<b>58</b>	<b>2230</b>	<b>38.4</b>	<b>56</b>	<b>0</b>
Att./Completions		279/158	297/165	<b>OPPONENTS</b>	<b>56</b>	<b>2489</b>	<b>44.4</b>	<b>70</b>	<b>-</b>
Completion Pct.		56.6	55.6	<b>Punt Returns</b>	<b>No.</b>	<b>Yds.</b>	<b>Avg.</b>	<b>LG</b>	<b>TD</b>
Had Intercepted		18	13	Taseff	27	233	8.6	90t	1
PUNTS/AVERAGE		58/38.4	56/44.4	Moore	8	38	4.8	15	0
PENALTIES/YARDS		53/507	62/486	Rechichar	5	10	2.0	7	0
FUMBLES/BALL LOST		18/14	23/15	Nyers	2	16	8.0	16	0
TOUCHDOWNS		38	43	<b>COLTS</b>	<b>42</b>	<b>297</b>	<b>7.1</b>	<b>90t</b>	<b>1</b>
Rushing		21	16	<b>OPPONENTS</b>	<b>39</b>	<b>153</b>	<b>3.9</b>	<b>67t</b>	<b>2</b>
Passing		14	22	<b>Kickoff Returns</b>	<b>No.</b>	<b>Yds.</b>	<b>Avg.</b>	<b>LG</b>	<b>TD</b>
Defense/Kicking		1/2	3/2	Vessels	16	379	23.7	42	0

Score By Periods	1	2	3	4	Total
COLTS	55	103	51	61	270
OPPONENTS	80	64	83	95	322

Scoring	TDR	TDP	TDRt	PAT	FG	S	TP
Moore	8	1					54
Ameche	8						48
Mutscheller		6					36
Dupre	2	2					24
Feamster				24-26	0-3		24
Vessels	2	1					18
Rechichar				8-10	3-13		17
Berry		2					12
Taseff			2				12
Womble		2					12
Thomas			1				6
Unitas	1						6
Kerkorian				1-2			1
<b>COLTS</b>	<b>21</b>	<b>14</b>	<b>3</b>	<b>33-38</b>	<b>3-16</b>		<b>270</b>
<b>OPPONENTS</b>	<b>16</b>	<b>22</b>	<b>5</b>	<b>40-43</b>	<b>8-19</b>		<b>322</b>

## USUAL STARTERS

RUSHING						OFFENSE						DEFENSE							
	No.	Yds.	Avg.	LG	TD	WR	Raymond Berry	LDE	Gino Marchetti	LT	Ken Jackson	LDT	Art Donovan	RDT	Tom Finnin	C	Buzz Nutter	RDE	Don Joyce
Ameche	178	858	4.8	43	8	RG	Alex Sandusky	LLB	Bill Pellington	RT	George Preas	MLB	Joe Campanella	TE	Jim Mutscheller	RLB	Doug Eggers	QB	John Unitas
Moore	86	649	7.6	79t	8	RB	Lenny Moore	LCB	Bert Rechichar	RB	Alan Ameche	LS	Carl Taseff	RB	L. G. Dupre	RS	Jesse Thomas	RCB	Don Shula
Vessels	44	215	4.9	31	2														
Dupre	49	182	3.7	21	2														
Unitas	28	155	5.5	34	1														
Womble	20	72	3.6	12	0														
Shaw	20	63	3.2	19	0														
Young, D.	5	7	1.4	3	0														
Taseff	1	2	2.0	2	0														
Rechichar	1	1	1.0	1	0														
<b>COLTS</b>	<b>432</b>	<b>2204</b>	<b>5.1</b>	<b>79t</b>	<b>21</b>														
<b>OPPONENTS</b>	<b>447</b>	<b>1916</b>	<b>4.3</b>	<b>33</b>	<b>16</b>														

Passing	Att.	Comp.	Yds.	Pct.	Avg./Att.	TD	TD%	Int.	Int. %	LG	Rating
Unitas	198	110	1498	55.6	7.57	9	4.6	10	5.1	54	74.0
Shaw	75	45	645	60.0	8.60	3	4.0	7	9.3	49t	62.4
Moore	4	1	8	25.0	2.00	1	25.0	1	25.0	8t	39.6
Kerkorian	2	2	59	100.0	29.50	1	0.0	0	0.0	40	158.3
<b>COLTS</b>	<b>279</b>	<b>158</b>	<b>2210</b>	<b>56.6</b>	<b>7.92</b>	<b>14</b>	<b>5.0</b>	<b>18</b>	<b>6.5</b>	<b>54</b>	<b>72.1</b>
<b>OPPONENTS</b>	<b>297</b>	<b>165</b>	<b>2463</b>	<b>55.6</b>	<b>8.29</b>	<b>22</b>	<b>7.4</b>	<b>13</b>	<b>4.4</b>	<b>77t</b>	<b>89.3</b>



# 1957 COLTS STATISTICS

Date	Results	Opponent	Attendance	Receiving	No.	Yds.	Avg.	LG	TD
9/29	W 34-14	DETROIT	40,112	Berry	47	800	17.0	67t	6
10/ 5	W 20-10	CHICAGO	46,558	Moore	40	687	17.2	82t	7
10/13	W 45-17	Green Bay @ Milw.	26,322	Mutscheller	32	558	17.4	66t	8
10/20	L 27-31	@ Detroit	55,764	Dupre	32	339	10.6	43	2
10/27	L 21-24	GREEN BAY	48,510	Ameche	15	137	9.1	40	2
11/ 3	L 13-19	PITTSBURGH	42,575	Womble	7	69	9.9	37	0
11/10	W 21-17	@ Washington	33,149	Call	4	18	4.5	8	0
11/17	W 29-14	@ Chicago	47,168	<b>COLTS</b>	<b>177</b>	<b>2608</b>	<b>14.7</b>	<b>82t</b>	<b>25</b>
11/24	W 27-21	SAN FRANCISCO	50,073	<b>OPPONENTS</b>	<b>175</b>	<b>2548</b>	<b>14.6</b>	<b>75t</b>	<b>19</b>
12/ 1	W 31-14	L.A. RAMS	52,060	<b>Interceptions</b>					
12/ 8	L 13-17	@ San Francisco	59,950	Davis	10	219	21.9	75t	2
12/15	L 21-37	@ L.A. Rams	52,560	Rechichar	5	33	6.6	21	0

Team Statistics	Colts	Opp
<b>TOTAL FIRST DOWNS</b>	222	204
Rushing	91	69
Passing	117	118
Penalty	14	17
<b>TOTAL NET YARDS</b>	4123	3406
Avg. Per Game	343.6	283.8
<b>NET YARDS RUSHING</b>	1735	1174
Avg. Per Game	144.6	97.8
Total Rushes	434	375
<b>NET YARDS PASSING</b>	2388	2232
Avg. Per Game	199.0	186.0
Tackled/Yards Lost	-220	-316
Gross Yards	2608	2548
Att./Completions	314/177	342/175
Completion Pct.	56.4	51.2
Had Intercepted	19	28
<b>PUNTS/AVERAGE</b>	55/34.5	56/42.5
<b>PENALTIES/YARDS</b>	67/712	60/546
<b>FUMBLES/BALL LOST</b>	22/12	29/12
<b>TOUCHDOWNS</b>	41	29
Rushing	12	10
Passing	25	19
Defense/Kicking	3/1	0/0

Score By Periods	1	2	3	4	Total
<b>COLTS</b>	82	65	70	86	303
<b>OPPONENTS</b>	34	75	28	98	235

Scoring	TDR	TDP	TDRt	PAT	FG	S	TP
Moore	3	7	1				66
Mutscheller							48
Ameche	5	2					42
Berry			6				36
Rechichar				22-25	3-13		31
Myhra				14-16	4- 6		26
Dupre	2	2					24
Davis			2				12
Marchetti			1				6
Shaw	1						6
Unitas	1						6
<b>COLTS</b>	12	25	4	36-41	7-19		303
<b>OPPONENTS</b>	10	19	0	29-29	10-21	1	235

Receiving	No.	Yds.	Avg.	LG	TD
Davis	10	219	21.9	75t	2
Nelson	5	29	5.8	13	0
Shinnick	2	31	15.5	22	0
Patera	1	16	16.0	16	0
DeCarlo	1	14	14.0	14	0
Taseff	1	7	7.0	7	0
Joyce	1	0	0.0	0	0
Moore	1	0	0.0	0	0
Thomas	1	0	0.0	0	0
<b>COLTS</b>	<b>28</b>	<b>349</b>	<b>12.5</b>	<b>75t</b>	<b>2</b>
<b>OPPONENTS</b>	<b>19</b>	<b>180</b>	<b>9.5</b>	<b>28</b>	<b>0</b>

Punting	No.	Yds.	Avg.	LG	Blk.
Davidson	47	1664	35.4	56	0
Rechichar	5	157	31.4	51	0
Dupre	3	75	25.0	38	0
<b>COLTS</b>	<b>55</b>	<b>1896</b>	<b>34.5</b>	<b>56</b>	<b>0</b>
<b>OPPONENTS</b>	<b>56</b>	<b>2380</b>	<b>42.5</b>	<b>76</b>	<b>-</b>

Punt Returns	No.	Yds.	Avg.	LG	TD
Rechichar	22	71	3.2	22	0
Taseff	7	60	8.6	49	0
Moore	2	0	0.0	0	0
Shinnick	1	2	2.0	2	0
Davis	1	0	0.0	0	0
<b>COLTS</b>	<b>33</b>	<b>133</b>	<b>4.0</b>	<b>49</b>	<b>0</b>
<b>OPPONENTS</b>	<b>34</b>	<b>109</b>	<b>3.2</b>	<b>28</b>	<b>0</b>

Kickoff Returns	No.	Yds.	Avg.	LG	TD
Nyers	17	350	20.6	46	0
Call	14	329	23.5	45	0
Davidson	5	79	15.8	21	0
Pricer	2	40	20.0	23	0
Owens	1	23	23.0	23	0
Myhra	1	19	19.0	19	0
Moore, H.	1	16	16.0	16	0
Rechichar	1	0	0.0	0	0
Moore, L.	0	92	0.0	92t	1
<b>COLTS</b>	<b>42</b>	<b>948</b>	<b>22.6</b>	<b>92t</b>	<b>1</b>
<b>OPPONENTS</b>	<b>49</b>	<b>1120</b>	<b>22.9</b>	<b>64</b>	<b>0</b>

## USUAL STARTERS


Rushing	No.	Yds.	Avg.	LG	TD
Ameche	144	493	3.4	49	5
Moore	98	488	5.0	55t	3
Dupre	101	375	3.7	22	2
Unitas	42	171	4.1	24	1
Call	33	145	4.4	24	0
Shaw	5	30	6.0	11	1
Pricer	2	18	9.0	14	0
Womble	7	18	2.6	7	0
Myhra	1	1	1.0	1	0
Nyers	1	-4	-4.0	-4	0
<b>COLTS</b>	<b>434</b>	<b>1735</b>	<b>4.0</b>	<b>55t</b>	<b>12</b>
<b>OPPONENTS</b>	<b>375</b>	<b>1174</b>	<b>3.1</b>	<b>57</b>	<b>10</b>

OFFENSE	DEFENSE
WR Raymond Berry	LDE Gino Marchetti
LT Jim Parker	LDT Art Donovan
LG Art Spinney	RDT Gene Lipscomb
C Buzz Nutter	RDE Don Joyce
RG Alex Sandusky	LLB Don Shinnick
RT George Preas	MLB Jack Patera
TE Jim Mutscheller	RLB Doug Eggers
RB Lenny Moore	LCB Carl Taseff
QB John Unitas	RCB Milt Davis
RB Alan Ameche	LS Andy Nelson
RB L.G. Dupre	RS Bert Rechichar

Passing	Att.	Comp.	Yds.	Pct.	Avg./Att.	TD	TD%	Int.	Int. %	LG	Rating
Unitas	301	172	2550	57.1	8.47	24	8.0	17	5.7	82t	88.0
Shaw	9	5	58	55.6	6.44	1	11.1	1	11.1	17	72.7
Davidson	2	0	0	0.0	0.00	0	0.0	1	0.0	0	0.0
Moore	2	0	0	0.0	0.00	0	0.0	0	0.0	0	39.6
<b>COLTS</b>	<b>314</b>	<b>177</b>	<b>2608</b>	<b>56.4</b>	<b>8.31</b>	<b>25</b>	<b>8.0</b>	<b>19</b>	<b>6.1</b>	<b>82t</b>	<b>85.0</b>
<b>OPPONENTS</b>	<b>342</b>	<b>175</b>	<b>2548</b>	<b>51.2</b>	<b>7.45</b>	<b>19</b>	<b>5.6</b>	<b>28</b>	<b>8.2</b>	<b>75t</b>	<b>60.2</b>



# 1958 COLTS STATISTICS



Date	Results	Opponent	Attendance	Receiving	No.	Yds.	Avg.	LG	TD
9/28	W 28-15	DETROIT	48,377	Berry	56	794	14.2	54	9
10/ 4	W 51-38	CHICAGO	52,622	Moore	50	938	18.8	77t	7
10/12	W 24-17	Green Bay @ Milw.	24,553	Mutscheller	28	504	18.0	54t	7
10/19	W 40-14	@ Detroit	55,190	Dupre	13	111	8.5	22	0
10/26	W 35-10	WASHINGTON	54,403	Ameche	13	81	6.2	18	1
11/ 2	W 56- 0	GREEN BAY	51,333	Lyles	5	24	4.8	11	1
11/ 9	L 21-24	@ N.Y. Giants	71,164	Rechichar	4	34	8.5	12	1
11/16	W 17- 0	@ Chicago	48,664	Call	4	28	7.0	12	0
11/23	W 34- 7	L.A. RAMS	57,557	Pricer	3	14	4.7	6	0
11/30	W 35-27	SAN FRANCISCO	57,557	DeCarlo	1	10	10.0	10	0
12/ 6	L 28-30	@ L.A. Rams	100,202	Pellington	1	-1	-1.0	-1	0
12/14	L 12-21	@ San Francisco	53,334	<b>COLTS</b>	<b>178</b>	<b>2537</b>	<b>14.3</b>	<b>77t</b>	<b>26</b>
12/28	W 23-17	@ N.Y. Giants OT	64,185	<b>OPPONENTS</b>	<b>168</b>	<b>2248</b>	<b>13.4</b>	<b>69t</b>	<b>9</b>

Team Statistics		Colts	Opp	Interceptions		No.	Yds.	Avg.	LG	TD
TOTAL FIRST DOWNS		253	188	Nelson		8	199	21.9	69	1
Rushing		117	70	Brown		8	149	6.6	30	0
Passing		120	106	Taseff		7	52	5.8	17	0
Penalty		16	12	Pellington		4	44	15.5	21	0
TOTAL NET YARDS		4539	3284	Davis		4	40	16.0	28	0
Avg. Per Game		378.3	273.7	Shinnick		3	23	14.0	16	0
NET YARDS RUSHING		2127	1291	Sanford		1	7	7.0	7	0
Avg. Per Game		177.3	107.6	<b>COLTS</b>		<b>35</b>	<b>514</b>	<b>14.7</b>	<b>69</b>	<b>1</b>
Total Rushes		456	331	<b>OPPONENTS</b>		<b>11</b>	<b>169</b>	<b>15.4</b>	<b>44t</b>	<b>3</b>
NET YARDS PASSING		2412	1993	Punting		No.	Yds.	Avg.	LG	Blk.
Avg. Per Game		201.0	166.1	Brown		41	1636	39.9	60	0
Tackled/Yards Lost		-125	-255	Horn		19	648	34.1	48	0
Gross Yards		2537	2248	Stone		1	28	28.0	28	0
Att./Completions		354/178	363/168	Dupre		1	0	0.0	0	0
Completion Pct.		50.3	46.3	<b>COLTS</b>		<b>62</b>	<b>2312</b>	<b>37.3</b>	<b>60</b>	<b>0</b>
Had Intercepted		11	35	<b>OPPONENTS</b>		<b>62</b>	<b>2736</b>	<b>44.1</b>	<b>60</b>	<b>-</b>
PUNTS/AVERAGE		62/37.3	62/44.1	Punt Returns		No.	Yds.	Avg.	LG	TD
PENALTIES/YARDS		55/518	60/555	Taseff		29	196	6.8	33	0
FUMBLES/BALL LOST		26/11	31/17	Rechichar		7	29	4.1	11	0
TOUCHDOWNS		53	27	Moore		2	11	5.5	11	0
Rushing		24	13	Simpson		1	1	1.0	1	0
Passing		26	9	<b>COLTS</b>		<b>39</b>	<b>237</b>	<b>6.1</b>	<b>33</b>	<b>0</b>
Defense/Kicking		1/2	3/2	<b>OPPONENTS</b>		<b>40</b>	<b>176</b>	<b>4.4</b>	<b>71t</b>	<b>1</b>

Score By Periods	1	2	3	4	Total	Kickoff Returns		No.	Yds.	Avg.	LG	TD
COLTS	92	93	63	133	381	Lyles		11	398	36.2	103t	2
OPPONENTS	41	66	65	31	203	Pricer		9	168	18.7	28	0

Scoring	TDR	TDP	TDRt	PAT	FG	S	TP	Kickoff Returns		No.	Yds.	Avg.	LG	TD
Moore	7	7					84	Moore		4	91	22.8	25	0
Myhra				48-51	4-10		60	Simpson		3	59	19.7	24	0
Ameche	8	1					54	Rechichar		3	50	16.7	22	0
Berry		9					54	Call		2	48	24.0	26	0
Mutscheller		7					42	Taseff		1	50	50.0	50	0
Lyles	1	1	2				24	DeCarlo		1	0	0.0	0	0
Dupre		3					18	<b>COLTS</b>		<b>34</b>	<b>864</b>	<b>25.4</b>	<b>103t</b>	<b>2</b>
Unitas		3					18	<b>OPPONENTS</b>		<b>43</b>	<b>1241</b>	<b>28.9</b>	<b>99t</b>	<b>1</b>
Rechichar			1		1-4		9							
Nelson				1			6							
Pricer							6							
Shaw		1		0-1			6							
<b>COLTS</b>	<b>24</b>	<b>26</b>	<b>3</b>	<b>48-52</b>	<b>5-14</b>	<b>381</b>								
<b>OPPONENTS</b>	<b>13</b>	<b>9</b>	<b>5</b>	<b>23-27</b>	<b>6-17</b>	<b>203</b>								

## USUAL STARTERS

OFFENSE										DEFENSE			
WR	Raymond Berry	LDE	Gino Marchetti										
LT	Jim Parker	LDT	Art Donovan										
LG	Art Spinney	RDT	Gene Lipscomb										
C	Buzz Nutter	RDE	Don Joyce										
RG	Alex Sandusky	LLB	Leo Sanford										
RT	George Preas	MLB	Bill Pellington										
TE	Jim Mutscheller	RLB	Don Shinnick										
WR	Lenny Moore	LCB	Carl Taseff										
QB	John Unitas	RCB	Milt Davis										
RB	Alan Ameche	LS	Andy Nelson										
RB	L.G. Dupre	RS	Ray Brown										

Passing	Att.	Comp.	Yds.	Pct.	Avg./Att.	TD	TD%	Int.	Int. %	LG	Rating
Unitas	263	136	2007	51.7	7.63	19	7.2	7	2.7	77t	90.0
Shaw	89	41	531	46.1	5.97	7	7.9	4	4.5	57	72.8
Brown	2	1	-1	50.0	-0.50	0	0.0	0	0.0	-1	56.3
<b>COLTS</b>	<b>354</b>	<b>178</b>	<b>2537</b>	<b>50.3</b>	<b>7.17</b>	<b>26</b>	<b>7.3</b>	<b>11</b>	<b>3.1</b>	<b>77t</b>	<b>85.4</b>
<b>OPPONENTS</b>	<b>363</b>	<b>168</b>	<b>2248</b>	<b>46.3</b>	<b>6.19</b>	<b>9</b>	<b>2.5</b>	<b>35</b>	<b>9.6</b>	<b>69t</b>	<b>35.1</b>



# 1959 COLTS STATISTICS

Date	Results	Opponent	Attendance	Rushing	No.	Yds.	Avg.	LG	TD
9/27	W 21-9	DETROIT	55,588	Brown	2	4	2.0	3	0
10/ 3	L 21-26	CHICAGO	57,557	Lewis	4	2	0.5	2	0
10/11	W 31-24	@ Detroit	54,197	<b>COLTS</b>	<b>435</b>	<b>1705</b>	<b>3.9</b>	<b>53t</b>	<b>13</b>
10/18	W 21-7	@ Chicago	48,430	<b>OPPONENTS</b>	<b>325</b>	<b>1557</b>	<b>4.8</b>	<b>70t</b>	<b>16</b>
10/25	W 38-21	GREEN BAY	57,557	<b>Receiving</b>	<b>No.</b>	<b>Yds.</b>	<b>Avg.</b>	<b>LG</b>	<b>TD</b>
11/ 1	L 31-38	CLEVELAND	57,557	Berry	66	959	14.5	55t	14
11/ 8	L 24-27	@ Washington	32,773	Moore	47	846	18.0	71	6
11/15	W 28-24	Green Bay @ Milw.	25,521	Mutscheller	44	699	15.9	40t	8
11/22	W 45-14	SAN FRANCISCO	57,557	Ameche	13	129	9.9	30	1
11/29	W 35-21	L.A. RAMS	57,557	Sommer	7	111	15.7	56	0
12/ 5	W 34-14	@ San Francisco	59,075	Richardson	7	81	11.6	15	3
12/12	W 45-26	@ L.A. Rams	65,528	Dupre	6	47	7.8	18	1
12/27	W 31-16	N.Y. GIANTS	57,545	Lewis	3	54	18.0	25	0

Team Statistics	Colts	Opp	COLTS	OPPONENTS	Interceptions	No.	Yds.	Avg.	LG	TD	
TOTAL FIRST DOWNS	267	195	<b>COLTS</b>	<b>196</b>	<b>2938</b>	<b>15.0</b>	<b>71</b>	<b>33</b>			
Rushing	95	65	<b>OPPONENTS</b>	<b>171</b>	<b>2497</b>	<b>14.6</b>	<b>81t</b>	<b>13</b>			
Passing	148	118	<b>Interceptions</b>	<b>No.</b>	<b>Yds.</b>	<b>Avg.</b>	<b>LG</b>	<b>TD</b>			
Penalty	24	12	Davis	7	119	17.0	57t	1			
TOTAL NET YARDS	4458	3899	Shinnick	7	70	10.0	23	0			
Avg. Per Game	371.5	324.9	Nelson	6	33	5.5	33t	1			
NET YARDS RUSHING	1705	1557	Brown	5	89	17.8	44	0			
Avg. Per Game	142.1	129.7	Szymanski	5	24	4.8	15t	1			
Total Rushes	435	325	Pellington	4	99	24.8	30t	1			
NET YARDS PASSING	2753	2342	Taseff	2	60	30.0	33	0			
Avg. Per Game	229.4	195.2	Lipscomb	1	49	49.0	49	0			
Tackled/Yards Lost	-185	-155	Matuszak	1	23	23.0	23	0			
Gross Yards	2938	2497	Sample	1	10	10.0	10	0			
Att./Completions	375/196	351/171	Marchetti	1	1	0.0	0	0			
Completion Pct.	52.3	48.7	<b>COLTS</b>	<b>40</b>	<b>577</b>	<b>14.4</b>	<b>57t</b>	<b>4</b>			
Had Intercepted	14	40	<b>OPPONENTS</b>	<b>14</b>	<b>199</b>	<b>14.2</b>	<b>37</b>	<b>2</b>			
PUNTS/AVERAGE	53/41.9	50/44.7	<b>Punting</b>	<b>No.</b>	<b>Yds.</b>	<b>Avg.</b>	<b>LG</b>	<b>Blk.</b>			
PENALTIES/YARDS	56/634	65/610	Sherer	51	2132	41.8	60	0			
FUMBLES/BALL LOST	22/9	18/9	Brown	2	89	44.5	55	0			
TOUCHDOWNS	51	31	<b>COLTS</b>	<b>53</b>	<b>2221</b>	<b>41.9</b>	<b>60</b>	<b>0</b>			
Rushing	13	16	<b>OPPONENTS</b>	<b>50</b>	<b>2235</b>	<b>44.7</b>	<b>60</b>	<b>-</b>			
Passing	33	13	<b>Punt Returns</b>	<b>No.</b>	<b>Yds.</b>	<b>Avg.</b>	<b>LG</b>	<b>TD</b>			
Defense/Kicking	4/1	2/0	Sample	22	129	5.8	25	0			
Score By Periods	1	2	3	4	Total	Taseff	15	104	6.9	25	0
COLTS	55	94	83	142	374	Shinnick	1	0	0.0	0	0
OPPONENTS	31	90	85	45	251	<b>COLTS</b>	<b>38</b>	<b>233</b>	<b>6.1</b>	<b>25</b>	<b>0</b>

Scoring	TDR	TDP	TDRt	PAT	FG	S	TP	Kickoff Returns	No.	Yds.	Avg.	LG	TD
Berry		14					84	Sample	17	457	26.9	80	0
Myhra				50-51	6-17		48	Sommer	8	166	20.8	25	0
Ameche	7	1					48	Pricer	6	66	11.0	25	0
Moore	2	6					48	Rechichar	2	39	19.5	27	0
Mutscheller							18	Lewis	2	31	15.5	23	0
Richardson							12	Hawkins	1	21	21.0	21	0
Sommer	2						12	Plunkett	1	12	12.0	12	0
Unitas	2						6	Davis	1	0	0.0	0	0
Davis			1				6	<b>COLTS</b>	<b>38</b>	<b>792</b>	<b>20.8</b>	<b>80</b>	<b>0</b>
Dupre		1					6	<b>OPPONENTS</b>	<b>46</b>	<b>950</b>	<b>20.7</b>	<b>42</b>	<b>0</b>
Nelson			1				6						
Pellington			1				6						
Szymanski			1				6						
Taseff			1				6						
Rechichar					0-1	0							
<b>COLTS</b>	<b>13</b>	<b>33</b>	<b>5</b>	<b>50-51</b>	<b>6-18</b>	<b>374</b>		<b>OFFENSE</b>					
<b>OPPONENTS</b>	<b>16</b>	<b>13</b>	<b>2</b>	<b>29-31</b>	<b>12-22</b>	<b>251</b>		<b>DEFENSE</b>					

Rushing	No.	Yds.	Avg.	LG	TD	WR	Raymond Berry	LDE	Gino Marchetti
Ameche	178	679	3.8	26	7	LT	Jim Parker	LDT	Art Donovan
Moore	92	422	4.6	31t	2	LG	Art Spinney	RDT	Gene Lipscomb
Sommer	61	227	3.7	53t	2	C	Buzz Nutter	RDE	Don Joyce
Unitas	29	145	5.0	21	2	RG	Alex Sandusky	LLB	Bill Pellington
Pricer	34	128	3.8	16	0	RT	George Preas	MLB	Dick Szymanski
Dupre	23	54	2.4	21	0	TE	Jim Mutscheller	RLB	Don Shinnick
Hawkins	12	44	3.7	11	0	WR	Lenny Moore	LCB	Carl Taseff
						QB	John Unitas	RCB	Milt Davis
						RB	Alan Ameche	LS	Andy Nelson
						RB	Mike Sommer	RS	John Sample

Passing	Att.	Comp.	Yds.	Pct.	Avg./Att.	TD	TD%	Int.	Int. %	LG	Rating
Unitas	367	193	2899	52.6	7.90	32	8.7	14	3.8	71	92.0
Brown	4	1	14	25.0	3.50	0	0.0	0	0.0	14	41.7
Moore	3	2	25	66.7	8.33	1	33.3	0	0.0	13	132.0
Dupre	1	0	0	0.0	0.00	0	0.0	0	0.0	0	39.6
<b>COLTS</b>	<b>375</b>	<b>196</b>	<b>2938</b>	<b>52.3</b>	<b>7.83</b>	<b>33</b>	<b>8.8</b>	<b>14</b>	<b>3.7</b>	<b>71</b>	<b>92.1</b>
<b>OPPONENTS</b>	<b>351</b>	<b>171</b>	<b>2497</b>	<b>48.7</b>	<b>7.11</b>	<b>13</b>	<b>3.7</b>	<b>40</b>	<b>11.1</b>	<b>81t</b>	<b>45.1</b>



# 1960 COLTS STATISTICS



Date	Results	Opponent	Attendance	Rushing	No.	Yds.	Avg.	LG	TD
9/25	W 20-0	WASHINGTON	53,818	Taseff	4	3	0.8	4	0
10/ 2	W 42-7	CHICAGO	57,808	Kovac	4	1	0.3	5	0
10/ 9	L 21-35	@ Green Bay	32,150	<b>COLTS</b>	<b>345</b>	<b>1289</b>	<b>3.7</b>	<b>57t</b>	<b>10</b>
10/16	W 31-17	L.A. RAMS	57,808	<b>OPPONENTS</b>	<b>379</b>	<b>1591</b>	<b>4.2</b>	<b>66t</b>	<b>17</b>
10/23	L 17-30	@ Detroit	53,854	<b>Receiving</b>	<b>No.</b>	<b>Yds.</b>	<b>Avg.</b>	<b>LG</b>	<b>TD</b>
10/30	W 45-7	@ Dallas	25,500	Berry	74	1298	17.5	70t	10
11/ 6	W 38-24	GREEN BAY	57,808	Moore	45	936	20.8	80t	9
11/13	W 24-20	@ Chicago	48,713	Hawkins	25	280	11.2	49	3
11/26	L 22-30	SAN FRANCISCO	57,808	Mutscheller	18	271	15.1	43t	2
12/ 4	L 15-20	DETROIT	57,808	DeCarlo	8	116	14.5	22	0
12/11	L 3-10	@ L.A. Rams	75,461	Richardson	8	90	11.3	23	1
12/18	L 10-34	@ San Francisco	57,269	Pricer	8	77	9.6	21	1

Team Statistics		Colts	Opp	Interceptions		No.	Yds.	Avg.	LG	TD
<b>TOTAL FIRST DOWNS</b>		227	195	Boyd	7	132	18.9	74	0	
Rushing		64	86	Nelson	6	47	7.8	22	0	
Passing		143	98	Davis	6	32	5.3	19	0	
Penalty		20	11	Shinnick	5	40	8.0	11	0	
<b>TOTAL NET YARDS</b>		4245	3317	Sample	4	27	6.8	18	0	
Avg. Per Game		353.8	276.4	Szymanski	1	15	15.0	15	0	
<b>NET YARDS RUSHING</b>		1289	1591	Pellington	1	4	4.0	4	0	
Avg. Per Game		107.4	132.6	<b>COLTS</b>	<b>30</b>	<b>297</b>	<b>9.9</b>	<b>74</b>	<b>0</b>	
Total Rushes		345	379	<b>OPPONENTS</b>	<b>24</b>	<b>272</b>	<b>11.3</b>	<b>80t</b>	<b>1</b>	
<b>NET YARDS PASSING</b>		2956	1726	<b>Punting</b>	<b>No.</b>	<b>Yds.</b>	<b>Avg.</b>	<b>LG</b>	<b>Bk.</b>	
Avg. Per Game		246.3	143.8	Brown	52	2001	38.5	55	0	
Tackled/Yards Lost		-208	-342	<b>COLTS</b>	<b>52</b>	<b>2001</b>	<b>38.5</b>	<b>55</b>	<b>0</b>	
Gross Yards		3164	2068	<b>OPPONENTS</b>	<b>54</b>	<b>2506</b>	<b>46.4</b>	<b>62</b>	<b>-</b>	
Att./Completions		392/196	298/144	<b>Punt Returns</b>	<b>No.</b>	<b>Yds.</b>	<b>Avg.</b>	<b>LG</b>	<b>TD</b>	
Completion Pct.		50.0	48.3	Sample	14	101	7.2	26	0	
Had Intercepted		24	30	Taseff	6	25	4.2	7	0	
<b>PUNTS/AVERAGE</b>		52/38.5	54/46.4	Nelson	3	1	0.3	1	0	
<b>PENALTIES/YARDS</b>		51/504	59/538	<b>COLTS</b>	<b>23</b>	<b>127</b>	<b>5.5</b>	<b>26</b>	<b>0</b>	
<b>FUMBLES/BALL LOST</b>		24/12	20/9	<b>OPPONENTS</b>	<b>15</b>	<b>48</b>	<b>3.2</b>	<b>10</b>	<b>0</b>	
<b>TOUCHDOWNS</b>		37	27	<b>Kickoff Returns</b>	<b>No.</b>	<b>Yds.</b>	<b>Avg.</b>	<b>LG</b>	<b>TD</b>	
Rushing		10	17	Sample	18	519	28.8	94t	1	
Passing		26	8	Taseff	14	291	20.8	30	0	
Defense/Kicking		0/1	1/1	Pricer	6	88	14.7	17	0	

Score By Periods	1	2	3	4	Total	Kickoff Returns		No.	Yds.	Avg.	LG	TD
<b>COLTS</b>	53	123	44	68	288	Sample	18	519	28.8	94t	1	
<b>OPPONENTS</b>	23	48	62	101	234	Taseff	14	291	20.8	30	0	

Scoring	TDR	TDP	TDRt	PAT	FG	S	TP	Punt Returns		No.	Yds.	Avg.	LG	TD
Moore	4	9					78	Sample	14	101	7.2	26	0	
Myhra			35-37	9-19			62	Taseff	6	25	4.2	7	0	
Berry		10					60	Nelson	3	1	0.3	1	0	
Hawkins	2	3					30	<b>COLTS</b>	<b>23</b>	<b>127</b>	<b>5.5</b>	<b>26</b>	<b>0</b>	
Ameche	3						18	<b>OPPONENTS</b>	<b>15</b>	<b>48</b>	<b>3.2</b>	<b>10</b>	<b>0</b>	
Mutscheller		2					12	<b>Kickoff Returns</b>	<b>No.</b>	<b>Yds.</b>	<b>Avg.</b>	<b>LG</b>	<b>TD</b>	
Pricer	1	1					12	Sample	18	519	28.8	94t	1	
Richardson		1					6	Taseff	14	291	20.8	30	0	
Sample			1				6	Pricer	6	88	14.7	17	0	
Lipscomb							1	Welch	4	80	20.0	28	0	
Shields							1	Pellington	2	11	5.5	9	0	
<b>COLTS</b>	10	26	1	35-37	9-19	2	288	Moorens	1	23	23.0	23	0	
<b>OPPONENTS</b>	17	8	2	27-27	15-30		234	Sommer	1	10	10.0	10	0	

Rushing	No.	Yds.	Avg.	LG	TD	WR		DEFENSE	
Moore	91	374	4.1	57t	4	Raymond Berry	LDE	Gino Marchetti	
Hawkins	76	267	3.5	17	2	Jim Parker	LDT	Art Donovan	
Ameche	80	263	3.3	16	3	LG Art Spinney	RDT	Gene Lipscomb	
Unitas	36	195	5.4	27	0	C Buzz Nutter	RDE	Ordell Braase	
Pricer	46	131	2.9	11	1	RG Alex Sandusky	LLB	Bill Pellington	
Brown	2	25	12.5	23	0	RT George Preas	MLB	Dick Szymanski	
Welch	5	23	4.6	7	0	TE Jim Mutscheller	RLB	Don Shinnick	
Sample	1	7	7.0	7	0	WR Lenny Moore	LCB	Bob Boyd	
						QB John Unitas	RCB	Milt Davis	
						RB Alan Ameche	LS	Andy Nelson	
						RB Alex Hawkins	RS	John Sample	

Passing	Att.	Comp.	Yds.	Pct.	Avg./Att.	TD	TD%	Int.	Int. %	LG	Rating
Unitas	378	190	3099	50.3	8.20	25	6.6	24	6.4	80t	73.7
Brown	13	6	65	46.2	5.00	1	7.7	0	0.0	21	87.0
Moore	1	0	0	0.0	0.00	0	0.0	0	0.0	0	39.6
<b>COLTS</b>	<b>392</b>	<b>196</b>	<b>3164</b>	<b>50.0</b>	<b>8.07</b>	<b>26</b>	<b>6.6</b>	<b>24</b>	<b>6.1</b>	<b>80t</b>	<b>74.0</b>
<b>OPPONENTS</b>	<b>298</b>	<b>144</b>	<b>2068</b>	<b>48.3</b>	<b>6.94</b>	<b>8</b>	<b>2.7</b>	<b>30</b>	<b>10.1</b>	<b>65t</b>	<b>40.6</b>



# 1961 COLTS STATISTICS

Date	Results	Opponent	Attendance	Receiving	No.	Yds.	Avg.	LG	TD
9/17	W 27-24	L.A. RAMS	54,259	Berry	75	873	11.6	44	0
9/24	L 15-16	DETROIT	54,259	Moore	49	728	14.9	72t	8
10/1	W 34-33	MINNESOTA	54,259	Perry	34	322	9.5	27	1
10/8	L 7-45	@ Green Bay	38,669	Mutscheller	20	370	18.5	45	2
10/15	L 10-24	@ Chicago	48,719	Hawkins	20	158	7.9	22	1
10/22	W 17-14	@ Detroit	53,016	Orr	18	357	19.8	64	4
10/29	L 20-21	CHICAGO	57,641	Smolinski	9	100	11.1	25	1
11/5	W 45-21	GREEN BAY	57,641	Mackey	4	66	16.5	19	0
11/12	L 20-28	@ Minnesota	38,010	Sommer	1	31	31.0	31	0
11/19	W 16-0	ST. LOUIS	56,112	Matte	1	8	8.0	8	0
11/26	W 27-6	@ Washington	41,062	Szymanski	1	5	5.0	5	0
12/3	W 20-17	SAN FRANCISCO	57,641	<b>COLTS</b>	<b>232</b>	<b>3018</b>	<b>13.0</b>	<b>72t</b>	<b>17</b>
12/9	L 17-34	@ L.A. Rams	41,268	<b>OPPONENTS</b>	<b>161</b>	<b>2320</b>	<b>14.4</b>	<b>84t</b>	<b>18</b>
12/16	W 27-24	@ San Francisco	45,517						

Team Statistics	Colts	Opp	Interceptions	No.	Yds.	Avg.	LG	TD
<b>TOTAL FIRST DOWNS</b>	274	232	Glick	4	18	4.5	10	0
Rushing	124	108	Harrison	3	43	14.3	27	0
Passing	135	110	Pellington	3	9	3.0	4	0
Penalty	15	14	Shinnick	2	15	7.5	15	0
<b>TOTAL NET YARDS</b>	4922	3782	Boyd	2	0	0.0	0	0
Avg. Per Game	351.6	270.1	Burkett	1	23	23.0	23	0
<b>NET YARDS RUSHING</b>	2119	1869	Taseff	1	15	15.0	15	0
Avg. Per Game	151.4	133.5	<b>COLTS</b>	<b>16</b>	<b>123</b>	<b>7.7</b>	<b>27</b>	<b>0</b>
Total Rushes	456	418	<b>OPPONENTS</b>	<b>29</b>	<b>406</b>	<b>14.0</b>	<b>41t</b>	<b>1</b>
<b>NET YARDS PASSING</b>	2803	1913	<b>Punting</b>	<b>No.</b>	<b>Yds.</b>	<b>Avg.</b>	<b>LG</b>	<b>Bik.</b>
Avg. Per Game	200.2	136.6	Gilburg	42	1804	43.0	61	0
Tackled/Yards Lost	-215	-407	<b>COLTS</b>	<b>42</b>	<b>1804</b>	<b>43.0</b>	<b>61</b>	<b>0</b>
Gross Yards	3018	2320	<b>OPPONENTS</b>	<b>64</b>	<b>2648</b>	<b>41.4</b>	<b>67</b>	<b>-</b>
Att./Completions	438/232	351/161	<b>Punt Returns</b>	<b>No.</b>	<b>Yds.</b>	<b>Avg.</b>	<b>LG</b>	<b>TD</b>
Completion Pct.	53.0	46.0	Boyd	18	173	9.6	46	0
Had Intercepted	29	16	Taseff	5	39	7.8	23	0
<b>PUNTS/AVERAGE</b>	42/43.0	64/41.4	Hawkins	4	20	5.0	9	0
<b>PENALTIES/YARDS</b>	69/589	66/547	Nelson	4	19	4.8	12	0
<b>FUMBLES/BALL LOST</b>	21/13	19/8	Harrison	1	16	16.0	16	0
<b>TOUCHDOWNS</b>	34	37	Smolinski	1	2	2.0	2	0
Rushing	17	17	<b>COLTS</b>	<b>33</b>	<b>269</b>	<b>8.2</b>	<b>46</b>	<b>0</b>
Passing	17	18	<b>OPPONENTS</b>	<b>18</b>	<b>248</b>	<b>13.8</b>	<b>72t</b>	<b>1</b>
Defense/Kicking	0/0	1/1						

Score By Periods	1	2	3	4	Total
<b>COLTS</b>	72	101	63	66	302
<b>OPPONENTS</b>	57	68	92	90	307

Scoring	TDR	TDP	TDRt	PAT	FG	S	TP
Myhra				33-34	21-39		96
Moore	7	8					90
Hawkins	4	1					30
Orr		4					24
Perry	3	1					24
Mutscheller			2				12
Unitas	2						12
Smolinski			1				6
Welch	1						6
Marchetti							1
<b>COLTS</b>	17	17		33-34	21-39		1302
<b>OPPONENTS</b>	17	18		2	37-37	16-26	307

Rushing	No.	Yds.	Avg.	LG	TD
Perry	168	675	4.0	27	3
Moore	92	648	7.0	54t	7
Hawkins	86	379	4.4	39	4
Unitas	54	190	3.5	18	2
Smolinski	31	98	3.2	14	0
Welch	1	60	60.0	60t	1
Matte	13	54	4.2	11	0
Sommer	6	10	1.7	9	0
Hill	1	4	4.0	4	0
McHan	4	1	0.3	7	0
<b>COLTS</b>	<b>456</b>	<b>2119</b>	<b>4.6</b>	<b>60</b>	<b>17</b>
<b>OPPONENTS</b>	<b>418</b>	<b>1869</b>	<b>4.5</b>	<b>54t</b>	<b>17</b>

## USUAL STARTERS

OFFENSE	DEFENSE
WR Raymond Berry	LDE Gino Marchetti
LT Jim Parker	LDT Art Donovan
LG Palmer Pyle	RDT Billy Ray Smith
C Dick Szymanski	RDE Ordell Braase
RG Alex Sandusky	LLB Bill Pellington
RT George Preas	MLB Jack Burkett
TE Jim Mutscheller	RLB Don Shinnick
WR Lenny Moore	LCB Bob Boyd
QB John Unitas	RCB Gary Glick
RB Joe Perry	LS Andy Nelson
RB Alex Hawkins	RS Bob Harrison

Passing	Att.	Comp.	Yds.	Pct.	Avg./Att.	TD	TD%	Int.	Int.%	LG	Rating
Unitas	420	229	2990	54.5	7.12	16	3.8	24	5.7	72t	66.1
McHan	15	3	28	20.0	1.87	1	6.7	4	26.7	17t	22.2
Moore	2	0	0	0.0	0.00	0	0.0	1	50.0	0	0.0
Boyd	1	0	0	0.0	0.00	0	0.0	0	0.0	0	39.6
<b>COLTS</b>	<b>438</b>	<b>232</b>	<b>3018</b>	<b>53.0</b>	<b>6.89</b>	<b>17</b>	<b>3.9</b>	<b>29</b>	<b>6.6</b>	<b>72t</b>	<b>60.3</b>
<b>OPPONENTS</b>	<b>351</b>	<b>161</b>	<b>2320</b>	<b>46.0</b>	<b>6.61</b>	<b>18</b>	<b>5.1</b>	<b>16</b>	<b>4.6</b>	<b>84t</b>	<b>65.9</b>



# 1962 COLTS STATISTICS



Date	Results	Opponent	Attendance	Rushing	No.	Yds.	Avg.	LG	TD
9/16	W 30-27	L.A. RAMS	54,796	Clemens	2	9	4.5	6	0
9/23	W 34-7	@ Minnesota	30,787	McHan	4	4	1.0	5	0
9/30	L 20-29	DETROIT	57,966	<b>COLTS</b>	<b>448</b>	<b>1601</b>	<b>3.6</b>	<b>29</b>	<b>9</b>
10/7	L 13-21	SAN FRANCISCO	54,158	<b>OPPONENTS</b>	<b>423</b>	<b>1504</b>	<b>3.6</b>	<b>45t</b>	<b>17</b>
10/14	W 36-14	@ Cleveland	80,132						
10/21	L 15-35	@ Chicago	49,066	<b>Receiving</b>	<b>No.</b>	<b>Yds.</b>	<b>Avg.</b>	<b>LG</b>	<b>TD</b>
10/28	L 6-17	GREEN BAY	57,966	Orr	55	974	17.7	80t	11
11/4	W 22-3	@ San Francisco	44,875	Berry	51	687	13.5	37	3
11/11	W 14-2	@ L.A. Rams	39,502	Mackey	25	396	15.8	57	4
11/18	L 13-17	@ Green Bay	38,669	Owens	25	307	12.3	26	2
11/25	L 0-57	CHICAGO	56,164	Perry	22	194	8.8	32	0
12/2	L 14-21	@ Detroit	53,012	Moore	18	215	11.9	80	2
12/8	W 34-21	WASHINGTON	56,964	Bielski	15	200	13.3	22	2
12/16	W 42-17	MINNESOTA	53,645	Smolinski	13	128	9.9	33t	1

Team Statistics		Colts	Opp						
<b>TOTAL FIRST DOWNS</b>		251	226						
Rushing		94	91	<b>COLTS</b>	<b>237</b>	<b>3330</b>	<b>14.1</b>	<b>80t</b>	<b>27</b>
Passing		145	119	<b>OPPONENTS</b>	<b>206</b>	<b>2975</b>	<b>14.4</b>	<b>85t</b>	<b>19</b>
Penalty		12	16						
<b>TOTAL NET YARDS</b>		4666	4123	<b>Interceptions</b>	<b>No.</b>	<b>Yds.</b>	<b>Avg.</b>	<b>LG</b>	<b>TD</b>
Avg. Per Game		333.3	294.5	Boyd	7	163	23.3	38	0
<b>NET YARDS RUSHING</b>		1601	1504	Shinnick	5	16	3.3	9	0
Avg. Per Game		114.4	107.4	Nelson	4	20	5.0	10	0
Total Rushes		448	423	Harris	2	52	26.0	38	0
<b>NET YARDS PASSING</b>		3065	2619	Pellington	2	29	14.5	21	0
Avg. Per Game		218.9	187.1	Burkett	2	21	10.5	12	0
Tackled/Yards Lost		-265	-356	Welch	1	30	30.0	30	0
Gross Yards		3330	2975	<b>COLTS</b>	<b>23</b>	<b>331</b>	<b>14.4</b>	<b>38</b>	<b>0</b>
Att./Completions		423/237	381/206	<b>OPPONENTS</b>	<b>25</b>	<b>386</b>	<b>15.4</b>	<b>40</b>	<b>0</b>
Completion Pct.		56.0	54.1						
Had Intercepted		25	23	<b>Punting</b>	<b>No.</b>	<b>Yds.</b>	<b>Avg.</b>	<b>LG</b>	<b>Blk.</b>
<b>PUNTS/AVERAGE</b>		58/41.5	67/42.7	Gilburg	57	2384	41.8	62	0
<b>PENALTIES/YARDS</b>		63/675	71/792	McHan	1	22	22.0	22	0
<b>FUMBLES/BALL LOST</b>		26/19	32/19	<b>COLTS</b>	<b>58</b>	<b>2406</b>	<b>41.5</b>	<b>62</b>	<b>0</b>
<b>TOUCHDOWNS</b>		37	37	<b>OPPONENTS</b>	<b>67</b>	<b>2861</b>	<b>42.7</b>	<b>64</b>	<b>-</b>
Rushing		9	17						
Passing		27	19	<b>Punt Returns</b>	<b>No.</b>	<b>Yds.</b>	<b>Avg.</b>	<b>LG</b>	<b>TD</b>
Defense/Kicking		1/0	0/1	Hawkins	11	42	3.8	12	0

Score By Periods	1	2	3	4	Total
<b>COLTS</b>	62	60	42	129	293
<b>OPPONENTS</b>	55	59	64	110	288

Scoring	TDR	TDP	TDRt	PAT	FG	S	TP						
Bielski	2			25-28	11-25		70	<b>COLTS</b>	<b>34</b>	<b>272</b>	<b>8.0</b>	<b>43</b>	<b>0</b>
Orr	11						66	<b>OPPONENTS</b>	<b>23</b>	<b>182</b>	<b>7.9</b>	<b>48</b>	<b>0</b>
Mackey	4						24	<b>Kickoff Returns</b>					
Hawkins	4						24	Matte	27	613	22.7	42	0
Moore	2	2					24	Turner	20	504	25.2	37	0
Matte	2	1					18	Harris	3	86	28.7	31	0
Berry	3						18	Hawkins	2	35	17.5	25	0
Owens	2						12	Smolinski	2	20	10.0	14	0
Smolinski	1	1					12	Diehl	1	5	5.0	5	0
Harris			6-9	1-3			9	<b>COLTS</b>	<b>55</b>	<b>1263</b>	<b>23.0</b>	<b>42</b>	<b>0</b>
Braase		1					6	<b>OPPONENTS</b>	<b>52</b>	<b>1433</b>	<b>27.6</b>	<b>103t</b>	<b>1</b>
Turner	1						6						
Saul							1						
TEAM							2						

## USUAL STARTERS

OFFENSE					DEFENSE				
WR	Raymond Berry	LDE	Gino Marchetti						
LT	Jim Parker	LDT	Jim Colvin						
LG	Palmer Pyle	RDT	Billy Ray Smith						
C	Dick Szymanski	RDE	Ordell Braase						
RG	Alex Sandusky	LLB	Bill Pellington						
RT	George Preas	MLB	Jack Burkett						
TE	Dee Mackey	RLB	Don Shinnick						
WR	Jimmy Orr	LCB	Bob Boyd						
QB	John Unitas	RCB	Wendell Harris						
RB	Joe Perry	LS	Andy Nelson						
RB	Lenny Moore	RS	Jim Welch						

Passing	Att.	Comp.	Yds.	Pct.	Avg./Att.	TD	TD%	Int.	Int. %	LG	Rating
Unitas	389	222	2967	57.1	7.63	23	5.9	23	5.9	80t	76.5
McHan	20	10	278	50.0	13.90	3	15.0	2	10.0	74t	95.8
Matte	13	5	85	38.5	6.54	1	7.7	0	0.0	30	87.0
Hawkins	1	0	0	0.0	0.00	0	0.0	0	0.0	0	39.6
<b>COLTS</b>	<b>423</b>	<b>237</b>	<b>3330</b>	<b>56.0</b>	<b>7.87</b>	<b>27</b>	<b>6.4</b>	<b>25</b>	<b>5.9</b>	<b>80t</b>	<b>78.2</b>
<b>OPPONENTS</b>	<b>381</b>	<b>206</b>	<b>2975</b>	<b>54.1</b>	<b>7.81</b>	<b>19</b>	<b>5.0</b>	<b>23</b>	<b>6.0</b>	<b>85t</b>	<b>71.1</b>



# 1963 COLTS STATISTICS

Date	Results	Opponent	Attendance	Rushing	No.	Yds.	Avg.	LG	TD
9/15	L 28-37	N.Y. GIANTS	60,029	Craddock	1	1	1.0	1	0
9/22	W 20-14	@ San Francisco	31,006	Hawkins	3	-2	-0.7	0	0
9/29	L 20-31	@ Green Bay	42,327	<b>COLTS</b>	<b>396</b>	<b>1642</b>	<b>4.1</b>	<b>31t</b>	<b>11</b>
10/ 6	L 3-10	@ Chicago	48,998	<b>OPPONENTS</b>	<b>434</b>	<b>1794</b>	<b>4.1</b>	<b>70t</b>	<b>16</b>
10/13	W 20- 3	SAN FRANCISCO	56,962	<b>Receiving</b>	<b>No.</b>	<b>Yds.</b>	<b>Avg.</b>	<b>LG</b>	<b>TD</b>
10/20	W 25-21	@ Detroit	51,901	Matte	48	466	9.7	49	1
10/27	L 20-34	GREEN BAY	60,065	Berry	44	703	16.0	64t	3
11/ 3	L 7-17	CHICAGO	60,065	Orr	41	708	17.3	60t	5
11/10	W 24-21	DETROIT	59,758	Mackey	35	726	20.7	61t	7
11/17	W 37-34	@ Minnesota	33,136	Hill	22	304	13.8	55	1
11/24	L 16-17	@ L.A. Rams	48,555	Moore	21	288	13.7	34	2
12/ 1	W 36-20	@ Washington	44,006	Richardson	17	204	12.0	22	0
12/ 8	W 41-10	MINNESOTA	54,122	Lockett	16	158	9.9	27	1
12/15	W 19-16	L.A. RAMS	52,834	Hawkins	3	41	13.7	19	0
				Owens	1	7	7.0	7	0

Team Statistics	Colts	Opp	COLTS	OPPONENTS
TOTAL FIRST DOWNS	257	228	<b>248</b>	<b>3605</b>
Rushing	95	89	<b>181</b>	<b>2589</b>
Passing	149	118		
Penalty	13	21		

Interceptions	No.	Yds.	Avg.	LG	TD
Welch	4	49	12.3	15	0
Nelson	3	37	12.3	26t	1
Boyd	3	17	5.7	9	0
Lyles	2	36	18.0	36t	1
Shinnick	2	20	10.0	18	0
Logan	1	15	15.0	15	0
<b>COLTS</b>	<b>15</b>	<b>174</b>	<b>11.6</b>	<b>36t</b>	<b>2</b>
<b>OPPONENTS</b>	<b>12</b>	<b>161</b>	<b>13.4</b>	<b>39</b>	<b>1</b>

TOTAL NET YARDS	Colts	Opp
Avg. Per Game	352.7	287.9
Total Plays	873	827
Avg. Per Play	5.7	4.9

NET YARDS RUSHING	Colts	Opp
Avg. Per Game	117.3	128.1
Total Rushes	396	434

NET YARDS PASSING	Colts	Opp
Avg. Per Game	235.4	160.1
Tackled/Yards Lost	44/309	45/347
Gross Yards	3605	2589
Att./Completions	433/248	348/181
Completion Pct.	57.3	52.0
Had Intercepted	12	15

PUNTING	No.	Yds.	Avg.	LG	Bk.
Gilburg	52	2173	41.8	64	0
Logan	4	121	30.3	55	0
<b>COLTS</b>	<b>56</b>	<b>2294</b>	<b>41.0</b>	<b>64</b>	<b>0</b>
<b>OPPONENTS</b>	<b>72</b>	<b>3133</b>	<b>43.5</b>	<b>64</b>	<b>0</b>

PUNT RETURNS	No.	Yds.	Avg.	LG	TD
Logan	28	279	10.0	38	0
Hawkins	17	156	9.2	50	0
Richardson	5	43	8.6	19	0
Moore	2	7	3.5	7	0
Hill	1	0	0.0	0	0
<b>COLTS</b>	<b>53</b>	<b>485</b>	<b>9.2</b>	<b>50</b>	<b>0</b>
<b>OPPONENTS</b>	<b>19</b>	<b>119</b>	<b>6.3</b>	<b>23</b>	<b>0</b>

PUNTS/AVERAGE	Colts	Opp
PENALTIES/YARDS	77/823	58/685
FUMBLES/BALL LOST	35/25	32/17

TOUCHDOWNS	Colts	Opp
Rushing	11	16
Passing	20	19
Defense/Kicking	4/0	1/0

Score By Periods	1	2	3	4	Total	Kickoff Returns	No.	Yds.	Avg.	LG	TD
<b>COLTS</b>	<b>82</b>	<b>82</b>	<b>66</b>	<b>86</b>	<b>316</b>	Matte	16	331	20.7	34	0
<b>OPPONENTS</b>	<b>27</b>	<b>110</b>	<b>76</b>	<b>72</b>	<b>285</b>	Mackey	9	271	30.1	41	0
						Harris	8	198	24.8	41	0
						Logan	8	170	21.3	31	0
						Lockett	3	52	17.3	28	0
						Gilburg	3	29	9.7	26	0
						Hill	2	32	16.0	17	0
						Richardson	1	16	16.0	16	0
						Parker	1	15	15.0	15	0
						Bielski	1	0	0.0	0	0
						<b>COLTS</b>	<b>52</b>	<b>1114</b>	<b>21.4</b>	<b>41</b>	<b>0</b>
						<b>OPPONENTS</b>	<b>66</b>	<b>1520</b>	<b>23.0</b>	<b>58</b>	<b>0</b>

Scoring	TDR	TDP	TDRt	PAT	FG	S	TP
Martin				32-35	24-39		104
Mackey	7						42
Hill	5	1					30
Orr		5					30
Matte	4	1					30
Moore	2	2					24
Berry		3					18
Marchetti			1				6
Boyd			1				6
Nelson			1				6
Lockett		1					6
Lyles			1				6
Colvin						1	2
<b>COLTS</b>	<b>11</b>	<b>20</b>	<b>4</b>	<b>32-35</b>	<b>24-39</b>		<b>1316</b>
<b>OPPONENTS</b>	<b>16</b>	<b>19</b>	<b>1</b>	<b>33-36</b>	<b>12-27</b>		<b>285</b>

Rushing	No.	Yds.	Avg.	LG	TD
Matte	133	541	4.1	31t	4
Hill	100	440	4.4	20t	5
Lockett	81	273	3.4	18	0
Unitas	47	224	4.8	26	0
Moore	27	136	5.0	25t	2
Cuozzo	3	26	8.7	26	0
Mackey	1	3	3.0	3	0

Passing	Att.	Comp.	Yds.	Pct.	Avg./Att.	TD	TD%	Int.	Int. %	LG	Sacked	Rating
Unitas	410	237	3481	57.8	8.49	20	4.9	12	2.9	64t	42/290	90.0
Cuozzo	17	10	104	58.8	6.12	0	0.0	0	0.0	19	2/19	76.6
Matte	5	1	20	20.0	4.00	0	0.0	0	0.0	20	0/0	43.8
McHan	1	0	0	0.0	0.00	0	0.0	0	0.0	0	0/0	39.6
<b>COLTS</b>	<b>433</b>	<b>248</b>	<b>3605</b>	<b>57.4</b>	<b>8.33</b>	<b>20</b>	<b>4.6</b>	<b>12</b>	<b>2.8</b>	<b>64t</b>	<b>44/309</b>	<b>88.4</b>
<b>OPPONENTS</b>	<b>348</b>	<b>181</b>	<b>2589</b>	<b>52.0</b>	<b>7.44</b>	<b>19</b>	<b>5.5</b>	<b>15</b>	<b>4.3</b>	<b>77t</b>	<b>45/347</b>	<b>76.7</b>

## USUAL STARTERS

OFFENSE	DEFENSE
WR Raymond Berry	LDE Gino Marchetti
LT Bob Vogel	LDT Jim Colvin
LG Jim Parker	RDT Fred Miller
C Dick Szymanski	RDE Ordell Braase
RG Alex Sandusky	LLB Jack Burkett
RT George Preas	MLB Bill Pellington
TE John Mackey	RLB Don Shinnick
WR Jimmy Orr	LCB Bob Boyd
QB John Unitas	RCB Lenny Lyles
RB Tom Matte	LS Andy Nelson
RB Lenny Moore,	RS Jim Welch
J.W. Lockett	



# 1964 COLTS STATISTICS



Date	Results	Opponent	Attendance	Rushing	No.	Yds.	Avg.	LG	TD					
9/13	L 24-34	@ Minnesota	35,563	Mackey	1	-1	-1.0	-1	0					
9/20	W 21-20	@ Green Bay	42,327	Cuozzo	7	-2	-0.3	10	0					
9/27	W 52-0	CHICAGO	56,537	COLTS	456	2007	4.4	80t	29					
10/ 4	W 35-20	L.A. RAMS	56,537	OPPONENTS	422	1798	4.3	51t	13					
10/12	W 47-27	ST. LOUIS	60,213	<b>Receiving</b>						No.	Yds.	Avg.	LG	TD
10/18	W 24-21	GREEN BAY	60,213	Berry	43	663	15.4	46	6					
10/25	W 34-0	@ Detroit	57,814	Orr	40	867	21.7	69	6					
11/ 1	W 37-7	SAN FRANCISCO	60,213	Mackey	22	406	18.5	62	2					
11/ 8	W 40-24	@ Chicago	47,891	Moore	21	472	22.5	74t	3					
11/15	W 17-14	MINNESOTA	60,213	Hill	14	113	8.1	27t	1					
11/22	W 24-7	@ L.A. Rams	72,137	Lorick	11	164	14.9	59	0					
11/29	W 14-3	@ San Francisco	33,642	Matte	10	169	16.9	30	0					
12/ 6	L 14-31	DETROIT	60,213	Wilson	7	86	12.3	20	1					
12/13	W 45-17	WASHINGTON	60,213	Richardson	3	42	14.0	16	0					
12/27	L 0-27	@ Cleveland	79,544	Hawkins	2	42	21.0	27t	1					

Team Statistics			Colts	Opp						
TOTAL FIRST DOWNS			245	242						
Rushing			100	93						
Passing			129	121						
Penalty			16	28						
TOTAL NET YARDS			4779	3930						
Avg. Per Game			341.4	280.7						
Total Plays			840	864						
Avg. Per Play			5.7	4.6						
NET YARDS RUSHING			2007	1798						
Avg. Per Game			143.4	128.4						
Total Rushes			456	422						
NET YARDS PASSING			2772	2132						
Avg. Per Game			198.0	152.3						
Tackled/Yards Lost			39/273	57/489						
Gross Yards			3045	2621						
Att./Completions			345/176	385/217						
Completion Pct.			51.0	56.4						
Had Intercepted			9	23						
PUNTS/AVERAGE			59/41.8	73/44.0						
PENALTIES/YARDS			74/785	59/641						
FUMBLES/BALL LOST			31/10	28/18						
TOUCHDOWNS			54	28						
Rushing			29	13						
Passing			22	14						
Defense/Kicking			2/1	0/1						

Score By Periods	1	2	3	4	Total						
COLTS	88	96	130	114	428						
OPPONENTS	38	59	48	80	225						

Scoring	TDR	TDP	TDRt	PAT	FG	S	TP						
Moore	16	3	1				120						
Michaels				53-54	17-35		104						
Orr		6					36						
Berry		6					36						
Hill	5	1					36						
Lorick	4						24						
Looney	1	1					12						
Unitas	2						12						
Mackey		2					12						
Wilson		1					6						
Matte	1						6						
Logan			1				6						
Stonebreaker			1				6						
Hawkins		1					6						
Petties		1					6						
COLTS	29	22	3	53-54	17-35		428						
OPPONENTS	13	14	1	27-28	10-24		225						

USUAL STARTERS												
OFFENSE						DEFENSE						
WR	Raymond Berry	LDE	Gino Marchetti									
LT	Bob Vogel	LDT	Fred Miller									
LG	Jim Parker	RDT	Billy Ray Smith									
C	Dick Szymanski	RDE	Ordell Braase									
RG	Alex Sandusky	LLB	Steve Stonebreaker									
RT	George Preas	MLB	Bill Pellington									
TE	John Mackey	RLB	Don Shinnick									
WR	Jimmy Orr	LCB	Bob Boyd									
QB	John Unitas	RCB	Lenny Lyles									
RB	Lenny Moore	LS	Jerry Logan									
RB	Jerry Hill,	RS	Jim Welch									
	Tony Lorick											

Rushing	No.	Yds.	Avg.	LG	TD						
Moore	157	584	3.1	32t	16						
Lorick	100	513	5.1	60	4						
Hill	88	384	4.4	50	5						
Matte	42	215	5.1	80t	1						
Unitas	37	162	4.4	20	2						
Looney	23	127	5.5	58t	1						
Boyd	1	25	25.0	25	0						

Passing	Att.	Comp.	Yds.	Pct.	Avg./Att.	TD	TD%	Int.	Int.%	LG	Sacked	Rating
Unitas	305	158	2824	51.8	9.26	19	6.2	6	2.0	74	37/254	96.4
Cuozzo	36	15	163	41.7	4.53	2	5.6	3	8.3	22	2/19	39.5
Matte	4	3	58	75.0	14.50	1	25.0	0	0.0	22	0/0	156.3
COLTS	345	176	3045	51.0	8.83	22	6.4	9	2.6	74	39/273	91.8
OPPONENTS	385	217	2621	56.4	6.81	14	3.6	23	5.9	63t	57/489	64.6



# 1965 COLTS STATISTICS

Date	Results	Opponent	Attendance	Rushing	No.	Yds.	Avg.	LG	TD
9/19	W 35-16	MINNESOTA	56,562	Mackey	1	7	7.0	7	0
9/26	L 17-20	Green Bay at Milw.	48,130	Curtis	6	1	0.2	4	0
10/ 3	W 27-24	SAN FRANCISCO	58,609	Felts	2	0	0.0	2	0
10/10	W 31- 7	DETROIT	60,238	Brown	1	-2	-2.0	-2	0
10/17	W 38- 7	@ Washington	50,405	<b>COLTS</b>	<b>445</b>	<b>1593</b>	<b>3.6</b>	<b>38</b>	<b>13</b>
10/24	W 35-20	L.A. RAMS	60,238	<b>OPPONENTS</b>	<b>410</b>	<b>1483</b>	<b>3.6</b>	<b>62t</b>	<b>11</b>
10/31	W 34-28	@ San Francisco	45,827						
11/ 7	W 26-21	@ Chicago	45,656	<b>Receiving</b>	<b>No.</b>	<b>Yds.</b>	<b>Avg.</b>	<b>LG</b>	<b>TD</b>
11/14	W 41-21	@ Minnesota	47,426	Berry	58	739	12.7	40	7
11/21	W 34-24	PHILADELPHIA	60,238	Orr	45	847	18.8	57	10
11/25	T 24-24	@ Detroit	55,036	Mackey	40	814	20.4	68t	7
12/ 5	L 0-13	CHICAGO	60,238	Moore	27	414	15.3	52t	3
12/12	L 27-42	GREEN BAY	60,238	Hill	20	112	5.6	20	0
12/18	W 20-17	@ L.A. Rams	46,636	Lorick	15	184	12.3	49t	2
12/26	L 10-13	@ Green Bay	<b>OT 50,484</b>	Matte	12	131	10.9	15	0
1/ 9	W 35- 3	Dallas (at Miami)	<b>65,569</b>	Hawkins	2	32	16.0	27	1

Team Statistics		Colts	Opp			Colts	Opp		
TOTAL FIRST DOWNS		266	233						
Rushing		94	78	<b>COLTS</b>	<b>222</b>	<b>3330</b>	<b>15.0</b>	<b>68t</b>	<b>31</b>
Passing		144	131	<b>OPPONENTS</b>	<b>213</b>	<b>2903</b>	<b>13.6</b>	<b>65t</b>	<b>22</b>
Penalty		28	24						

TOTAL NET YARDS		Colts	Opp	Interceptions		No.	Yds.	Avg.	LG	TD
Avg. Per Game		328.4	288.9	Boyd	9	78	8.7	24	1	
Total Plays		887	849	Harris	3	77	25.7	36	0	
Avg. Per Play		5.2	4.8	Haymond	3	47	15.7	30t	1	
NET YARDS RUSHING		1593	1483	Logan	2	74	37.0	38t	2	
Avg. Per Game		113.8	105.9	Lyles	1	28	28.0	28	0	
Total Rushes		445	410	Gaubatz	1	5	5.0	5	0	
NET YARDS PASSING		3005	2562	Smith	1	5	5.0	5	0	
Avg. Per Game		214.6	183.0	Shinnick	1	4	4.0	4	0	
Tackled/Yards Lost		43/325	39/341	Stonebreaker	1	0	0.0	0	0	
Gross Yards		3330	2903	<b>COLTS</b>	<b>22</b>	<b>318</b>	<b>14.5</b>	<b>38</b>	<b>4</b>	
Att./Completions		399/222	400/213	<b>OPPONENTS</b>	<b>17</b>	<b>341</b>	<b>20.1</b>	<b>87</b>	<b>1</b>	
Completion Pct.		55.6	53.3							
Had Intercepted		17	22	<b>Punting</b>	<b>No.</b>	<b>Yds.</b>	<b>Avg.</b>	<b>LG</b>	<b>Bik.</b>	

PUNTS/AVERAGE		56/39.6	71/43.9	Gilburg	54	2139	39.6	66	0	
PENALTIES/YARDS		69/616	80/786	Brown	2	80	40.0	49	0	
FUMBLES/BALL LOST		31/19	33/14	<b>COLTS</b>	<b>56</b>	<b>2219</b>	<b>39.6</b>	<b>66</b>	<b>0</b>	
TOUCHDOWNS		48	35	<b>OPPONENTS</b>	<b>71</b>	<b>3119</b>	<b>43.9</b>	<b>65</b>	<b>-</b>	
Rushing		13	11							
Passing		31	22	<b>Punt Returns</b>	<b>No.</b>	<b>FC</b>	<b>Yds.</b>	<b>Avg.</b>	<b>LG</b>	<b>TD</b>
Defense/Kicking		4/0	1/1	Haymond	41	9	403	9.8	55	0
				Hawkins	4	2	18	4.5	11	0

Score By Periods	1	2	3	4	Total	Colts	Opponents
COLTS	64	140	69	116	389	45	11
OPPONENTS	55	93	78	58	284	26	-

Scoring	TDR	TDP	TDRt	PAT	FG	S	TP	Kickoff Returns	No.	Yds.	Avg.	LG	TD
Michaels				48-48	17-28		101	Haymond	20	614	30.7	53	0
Orr		10					60	Felts	10	193	19.3	36	0
Moore	5	3					48	Lorick	9	211	23.4	30	0
Berry		7					42	Matte	8	211	26.4	46	0
Mackey		7					42	Curtis	2	10	5.0	10	0
Hill	5						30	Hawkins	2	0	0.0	0	0
Lorick	1	2					18	Hill	1	3	3.0	3	0
Logan			2				12	<b>COLTS</b>	<b>52</b>	<b>1242</b>	<b>23.9</b>	<b>53</b>	<b>0</b>
Boyd			1				6	<b>OPPONENTS</b>	<b>63</b>	<b>1346</b>	<b>21.4</b>	<b>101t</b>	<b>1</b>
Haymond			1				6						
Matte	1						6						
Unitas	1						6						
Richardson		1					6	<b>WR</b>	Raymond Berry	LDE	Lou Michaels		
Hawkins		1					6	<b>LT</b>	Bob Vogel	LDT	Fred Miller		
<b>COLTS</b>	<b>13</b>	<b>31</b>	<b>4</b>	<b>48-48</b>	<b>17-28</b>	<b>389</b>	<b>284</b>	<b>LG</b>	Jim Parker	RDT	Billy Ray Smith		
<b>OPPONENTS</b>	<b>11</b>	<b>22</b>	<b>2</b>	<b>35-35</b>	<b>13-23</b>	<b>284</b>	<b>284</b>	<b>C</b>	Dick Szymanski,	RDE	Ordell Braase		

## USUAL STARTERS

Rushing		No.	Yds.	Avg.	LG	TD	RG	WR	RB	RS
Hill	147	516	3.5	20	5	5	RT	George Preas	LLB	Steve Stonebreaker
Moore	133	464	3.5	28t	5	5	TE	John Mackey	RLB	Don Shinnick
Lorick	63	296	4.7	38	1	1	WR	Jimmy Orr	LCB	Bob Boyd
Matte	69	235	3.4	20	1	1	QB	John Unitas	RCB	Lenny Lyles
Unitas	17	68	4.0	18t	1	1	RB	Lenny Moore	LS	Jerry Logan
Cuozzo	6	8	1.3	10	0	0	RB	Jerry Hill	RS	Wendell Harris

Passing	Att.	Comp.	Yds.	Pct.	Avg./Att.	TD	TD%	Int.	Int. %	LG	Sacked	Rating
Unitas	282	164	2530	58.2	8.97	23	8.2	12	4.3	61	29/221	97.4
Cuozzo	105	54	700	51.4	6.67	7	6.7	4	3.8	44	10/ 73	79.1
Matte	7	1	19	14.3	2.71	0	0.0	1	14.3	19	1/ 7	0.0
Brown	5	3	81	60.0	16.20	1	20.0	0	0.0	68t	3/ 24	143.8
<b>COLTS</b>	<b>399</b>	<b>222</b>	<b>3330</b>	<b>55.6</b>	<b>8.35</b>	<b>31</b>	<b>7.8</b>	<b>17</b>	<b>4.3</b>	<b>68t</b>	<b>43/325</b>	<b>91.4</b>
<b>OPPONENTS</b>	<b>400</b>	<b>213</b>	<b>2903</b>	<b>53.3</b>	<b>7.27</b>	<b>22</b>	<b>5.5</b>	<b>22</b>	<b>5.5</b>	<b>65t</b>	<b>39/341</b>	<b>72.1</b>



# 1966 COLTS STATISTICS



Date	Results	Opponent	Attendance	Rushing	No.	Yds.	Avg.	LG	TD
9/10	L 3-24	Green Bay at Milw.	48,650	Unitas	20	44	2.2	16	1
9/18	W 38-23	@ Minnesota	47,426	Cuozzo	1	9	9.0	9	0
9/25	W 36-14	SAN FRANCISCO	56,715	Mackey	1	-6	-6.0	-6	0
10/ 9	L 17-27	@ Chicago	47,452	<b>COLTS</b>	<b>418</b>	<b>1556</b>	<b>3.7</b>	<b>41</b>	<b>7</b>
10/16	W 45-14	DETROIT	60,238	<b>OPPONENTS</b>	<b>460</b>	<b>1733</b>	<b>3.8</b>	<b>52t</b>	<b>7</b>
10/23	W 20-17	MINNESOTA	60,238	<b>Receiving</b>	<b>No.</b>	<b>Yds.</b>	<b>Avg.</b>	<b>LG</b>	<b>TD</b>
10/30	W 17- 3	@ L.A. Rams	57,898	Berry	56	786	14.0	40	7
11/ 6	W 37-10	WASHINGTON	60,238	Mackey	50	829	16.6	89	9
11/13	W 19- 7	@ Atlanta	58,850	Orr	37	618	16.7	61	3
11/20	L 14-20	@ Detroit	52,383	Matte	23	307	13.4	35	3
11/27	L 7-23	L.A. RAMS	60,238	Moore	21	260	12.4	36	0
12/ 4	W 21-16	CHICAGO	60,238	Richardson	14	246	17.6	69	2
12/10	L 10-14	GREEN BAY	60,238	Lorick	12	81	6.8	19	0
12/18	W 30-14	@ San Francisco	40,005	Hill	5	18	3.6	7	0
1/ 8	W 20-14	Philadelphia (at Miami)	58,088	Wilson	3	27	9.0	11	2

Team Statistics	Colts	Opp	Interceptions	No.	Yds.	Avg.	LG	TD	
<b>TOTAL FIRST DOWNS</b>	237	245	<b>COLTS</b>	221	3172	14.4	89	26	
Rushing	82	94	<b>OPPONENTS</b>	240	2759	12.5	99t	14	
Passing	142	134	Boyd	6	114	19.0	37	1	
Penalty	13	17	Haymond	4	88	22.0	52	1	
<b>TOTAL NET YARDS</b>	4486	4091	Logan	3	13	4.3	13	0	
Avg. Per Game	320.4	292.2	Shinnick	3	4	1.3	4	0	
Total Plays	849	932	Gaubatz	2	12	6.0	10	0	
Avg. Per Play	5.3	4.4	Davis	1	15	15.0	15	0	
<b>NET YARDS RUSHING</b>	1556	1733	Stonebreaker	1	8	8.0	8	0	
Avg. Per Game	111.1	123.8	Brown	1	7	7.0	7	0	
Total Rushes	418	460	Lyles	1	6	6.0	6	0	
<b>NET YARDS PASSING</b>	2930	2358	<b>COLTS</b>	22	267	12.1	52	2	
Avg. Per Game	209.3	168.4	<b>OPPONENTS</b>	27	438	16.2	55	3	
Tackled/Yards Lost	30/242	47/401	<b>Punting</b>	<b>No.</b>	<b>Yds.</b>	<b>Avg.</b>	<b>LG</b>	<b>Bk.</b>	
Gross Yards	3172	2759	Lee	49	2233	45.6	64	1	
Att./Completions	401/221	425/240	<b>COLTS</b>	49	2233	45.6	64	1	
Completion Pct.	55.1	56.5	<b>OPPONENTS</b>	71	2882	40.6	62	-	
Had Intercepted	27	22	<b>Punt Returns</b>	<b>No.</b>	<b>FC</b>	<b>Yds.</b>	<b>Avg.</b>	<b>LG</b>	<b>TD</b>
<b>PUNTS/AVERAGE</b>	49/45.6	71/40.6	Haymond	40	8	347	8.7	64	0
<b>PENALTIES/YARDS</b>	64/617	69/704	Davis	2	1	7	3.5	4	0
<b>FUMBLES/BALL LOST</b>	19/12	25/18	Logan	1	1	3	3.0	3	0
<b>TOUCHDOWNS</b>	36	25	Matte	1	1	0	0.0	0	0
Rushing	7	7	Allen	1	0	0	0.0	0	0
Passing	26	14	<b>COLTS</b>	45	11	357	7.9	64	0
Defense/Kicking	3/0	4/0	<b>OPPONENTS</b>	30	8	130	4.3	24	0

Score By Periods	1	2	3	4	Total	Kickoff Returns	No.	Yds.	Avg.	LG	TD
<b>COLTS</b>	36	113	61	104	314	Moore	18	453	25.2	54	0
<b>OPPONENTS</b>	50	58	60	58	226	Haymond	10	223	22.3	29	0
						Lorick	10	214	21.4	37	0

Scoring	TDR	TDP	TDRt	PAT	FG	S	TP	Curtis	No.	Yds.	Avg.	LG	TD
Michaels				35-36	21-39		98	Matte	3	55	18.3	31	0
Mackey	9						54	Allen	3	53	17.7	20	0
Berry	7						42	Baldwin	2	18	9.0	18	0
Moore	3						18	Brown	2	14	7.0	11	0
Matte	3						18	<b>COLTS</b>	51	1094	21.5	54	0
Lorick	3						18	<b>OPPONENTS</b>	63	1320	21.0	40	0
Orr	3						18						
Wilson	2						12						
Richardson	2						12						
Curtis		1					6	WR Raymond Berry	LDE	Lou Michaels			
Boyd		1					6	LT Bob Vogel	LDT	Billy Ray Smith			
Unitas	1						6	LG Dan Sullivan	RDT	Fred Miller			
Haymond		1					6	C Dick Szymanski	RDE	Ordell Braase			
<b>COLTS</b>	7	26	3	35-36	21-39	314	63	RG Alex Sandusky	LLB	Jack Burkett,			
<b>OPPONENTS</b>	7	14	4	25-25	17-33	226	63	RT Jim Parker		Steve Stonebreaker			
								TE John Mackey	MLB	Dennis Gaubatz			
<b>Rushing</b>	<b>No.</b>	<b>Yds.</b>	<b>Avg.</b>	<b>LG</b>	<b>TD</b>			WR Jimmy Orr	RLB	Don Shinnick			
Lorick	143	524	3.7	41	3			QB John Unitas	LCB	Bob Boyd			
Hill	104	395	3.8	12	0			RB Lenny Moore	RCB	Lenny Lyles			
Matte	86	381	4.4	30	0			RB Tony Lorick,	LS	Jerry Logan			
Moore	63	209	3.3	18	3			Jerry Hill	RS	Alvin Haymond			

## USUAL STARTERS

Passing	Att.	Comp.	Yds.	Pct.	Avg./Att.	TD	TD%	Int.	Int. %	LG	Sacked	Rating
Unitas	348	195	2748	56.0	7.90	22	6.3	24	6.9	89	21/146	74.0
Cuozzo	50	26	424	52.0	8.48	4	8.0	2	4.0	69	8/ 82	90.8
Matte	3	0	0	0.0	0.00	0	0.0	1	33.3	0	1/ 14	0.0
<b>COLTS</b>	401	221	3172	55.1	7.91	26	6.5	27	6.7	89	30/242	74.5
<b>OPPONENTS</b>	425	240	2759	56.5	6.49	14	3.3	22	5.2	99t	47/401	65.5



# 1967 COLTS STATISTICS

Date	Results	Opponent	Attendance	Rushing	No.	Yds.	Avg.	LG	TD
9/17	W 38-31	ATLANTA	56,715	Matte	147	636	4.3	30	9
9/24	W 38-6	@ Philadelphia	60,755	Lorick	133	436	3.3	22	6
10/1	W 41-7	SAN FRANCISCO	60,238	Hill	90	311	3.5	18	2
10/8	W 24-3	@ Chicago	47,190	Moore	42	132	3.1	21	4
10/15	T 24-24	L.A. RAMS	60,238	Unitas	22	89	4.1	12	0
10/22	T 20-20	@ Minnesota	47,693	Ward	5	23	4.6	8	0
10/29	W 17-13	@ Washington	50,574	Hawkins	2	12	6.0	7	0
11/5	W 13-10	GREEN BAY	60,238	Welch	2	6	3.0	4	0
11/12	W 49-7	@ Atlanta	58,850	<b>COLTS</b>	<b>443</b>	<b>1645</b>	<b>3.7</b>	<b>30</b>	<b>21</b>
11/19	W 41-7	DETROIT	60,238	<b>OPPONENTS</b>	<b>387</b>	<b>1411</b>	<b>3.6</b>	<b>27</b>	<b>5</b>
11/26	W 26-9	@ San Francisco	44,815						
12/3	W 23-17	DALLAS	60,238	<b>Receiving</b>	<b>No.</b>	<b>Yds.</b>	<b>Avg.</b>	<b>LG</b>	<b>TD</b>
12/10	W 30-10	NEW ORLEANS	60,238	Richardson	63	860	13.7	31	8
12/17	L 10-34	@ L.A. Rams	77,277	Mackey	55	687	12.5	34	3
				Matte	35	496	14.2	88	3

Team Statistics		Colts	Opp	Hawkins	No.	Yds.	Avg.	LG	TD
<b>TOTAL FIRST DOWNS</b>		289	208	Lorick	22	188	8.6	34	0
Rushing		105	78	Hill	19	156	8.2	33	0
Passing		159	116	Perkins	16	302	18.9	57	2
Penalty		25	14	Moore	13	153	11.8	37	0
<b>TOTAL NET YARDS</b>		5008	3843	Berry	11	167	15.2	40	1
Avg. Per Game		357.7	274.5	Orr	3	72	24.0	55	1
Total Plays		925	818	Alley	1	11	11.0	11	0
Avg. Per Play		5.4	4.7	<b>COLTS</b>	<b>265</b>	<b>3561</b>	<b>13.4</b>	<b>88</b>	<b>22</b>
<b>NET YARDS RUSHING</b>		1645	1411	<b>OPPONENTS</b>	<b>221</b>	<b>2678</b>	<b>12.1</b>	<b>80t</b>	<b>13</b>
Avg. Per Game		117.5	100.8						
Total Rushes		443	387	<b>Interceptions</b>	<b>No.</b>	<b>Yds.</b>	<b>Avg.</b>	<b>LG</b>	<b>TD</b>

<b>NET YARDS PASSING</b>		3363	2432	Volk	6	145	24.2	94t	1
Avg. Per Game		240.2	173.7	Boyd	6	145	24.2	41	1
Tackled/Yards Lost		25/198	36/246	Lyles	5	59	11.8	36	1
Gross Yards		3561	2678	Logan	4	22	5.5	11	0
Att./Completions		457/265	395/221	Shinnick	3	20	6.7	17	0
Completion Pct.		58.0	55.9	Haymond	2	33	16.5	33	0
Had Intercepted		17	32	Stukes	2	13	6.5	13	0
<b>PUNTS/AVERAGE</b>		49/42.3	69/39.4	Gaubatz	2	10	5.0	5	0
<b>PENALTIES/YARDS</b>		52/458	82/927	Curtis	1	6	6.0	6	0
<b>FUMBLES/BALL LOST</b>		13/8	17/8	Porter	1	0	0.0	0	0
<b>TOUCHDOWNS</b>		48	21	<b>COLTS</b>	<b>32</b>	<b>453</b>	<b>14.2</b>	<b>94t</b>	<b>3</b>
Rushing		21	5	<b>OPPONENTS</b>	<b>17</b>	<b>272</b>	<b>16.0</b>	<b>77t</b>	<b>2</b>
Passing		22	13						
Defense/Kicking		4/1	2/1	<b>Punting</b>	<b>No.</b>	<b>Yds.</b>	<b>Avg.</b>	<b>LG</b>	<b>Blk.</b>

<b>Score By Periods</b>		1	2	3	4	Total	Lee	49	2075	42.3	68	0
<b>COLTS</b>		78	122	69	135	394	<b>COLTS</b>	49	2075	42.3	68	0
<b>OPPONENTS</b>		26	50	57	65	198	<b>OPPONENTS</b>	69	2718	39.4	62	-

Scoring	TDR	TDP	TDRt	PAT	FG	S	TP	Punt Returns	No.	FC	Yds.	Avg.	LG	TD
---------	-----	-----	------	-----	----	---	----	--------------	-----	----	------	------	----	----

Michaels				46-48	20-37		106	Haymond	26	4	155	6.0	31	0
Matte	9	3					72	Volk	11	5	88	8.0	24	0
Richardson			8				48	Logan	5	1	80	16.0	43	1
Lorick	6						36	<b>COLTS</b>	<b>42</b>	<b>10</b>	<b>323</b>	<b>7.7</b>	<b>43</b>	<b>1</b>
Hawkins							24	<b>OPPONENTS</b>	<b>21</b>	<b>6</b>	<b>144</b>	<b>6.9</b>	<b>40</b>	<b>0</b>
Moore	4						24							
Mackey		3					18	<b>Kickoff Returns</b>	<b>No.</b>	<b>Yds.</b>	<b>Avg.</b>	<b>LG</b>	<b>TD</b>	
Perkins			2				12	Moore	16	392	24.5	37	0	
Hill	2						12	Haymond	13	326	25.1	48	0	
Boyd			1				6	Lorick	8	212	26.5	37	0	
Orr	1						6	Logan	2	17	8.5	10	0	
Berry	1						6	Stukes	1	19	19.0	19	0	
Volk			1				6	Matte	1	14	14.0	14	0	
Logan			1				6	Davis	1	8	8.0	8	0	
Lyles			1				6	<b>COLTS</b>	<b>42</b>	<b>988</b>	<b>23.5</b>	<b>48</b>	<b>0</b>	
Braase			1				6	<b>OPPONENTS</b>	<b>65</b>	<b>1483</b>	<b>22.8</b>	<b>99t</b>	<b>1</b>	
<b>COLTS</b>	<b>21</b>	<b>22</b>	<b>3</b>	<b>46-48</b>	<b>20-37</b>	<b>394</b>								
<b>OPPONENTS</b>	<b>5</b>	<b>13</b>	<b>3</b>	<b>21-21</b>	<b>17-28</b>	<b>198</b>								

FGS	1-19	20-29	30-39	40-49	50+	Tot.	WR	Raymond Berry,	LDE	Roy Hilton,
Michaels	6-7	5-7	3-10	4-9	2-4	20-37		Ray Perkins		Lou Michaels
COLTS	6-7	5-7	3-10	4-9	2-4	20-37	LT	Bob Vogel	LDT	Fred Miller
OPP.	3-3	3-3	6-9	5-11	0-2	17-28	LG	Glenn Ressler	RDT	Billy Ray Smith
							C	Dick Szymanski	RDE	Ordell Braase
							RG	Dan Sullivan	LLB	Ron Porter,
							RT	Sam Ball		Mike Curtis
							TE	John Mackey	MLB	Dennis Gaubatz
							WR	Willie Richardson	RLB	Don Shinnick
							QB	John Unitas	LCB	Bob Boyd
							RB	Tom Matte	RCB	Lenny Lyles
							RB	Tony Lorick	LS	Jerry Logan
									RS	Rick Volk

USUAL STARTERS												
OFFENSE						DEFENSE						

Michaels:	(16,42)	(37,52)	(30,20,42,40)	(47,X)	(45,33,44)	(25,41,10)	(48,12,30)	(32,57)	(33)	(54,29,33)	(10,12,47,26)	(29,53,27)	(35,21,17)	(37,14)
OPP.:	(47,48)	(9,35)	(42)	(35)	(47,50,33,47)	(47,28,11)	(42,35)	(49,42)	(1)	(30,37,50)	(26,43,33,33)	(17)	(35)	(47,23)

Passing	Att.	Comp.	Yds.	Pct.	Avg./Att.	TD	TD%	Int.	Int. %	LG	Sacked	Rating
Unitas	436	255	3428	58.5	7.86	20	4.6	16	3.7	88	25/198	83.6
Ward	16	9	115	56.3	7.19	2	12.5	1	6.3	21	0/0	92.4
Matte	5	1	18	20.0	3.60	0	0.0	0	0.0	18	0/0	42.1
<b>COLTS</b>	<b>457</b>	<b>265</b>	<b>3561</b>	<b>58.0</b>	<b>7.79</b>	<b>22</b>	<b>4.8</b>	<b>17</b>	<b>3.7</b>	<b>88</b>	<b>25/198</b>	<b>83.4</b>
<b>OPPONENTS</b>	<b>395</b>	<b>221</b>	<b>2678</b>	<b>55.9</b>	<b>6.78</b>	<b>13</b>	<b>3.3</b>	<b>32</b>	<b>8.1</b>	<b>80t</b>	<b>36/246</b>	<b>54.1</b>



# 1968 COLTS STATISTICS



Date	Results	Opponent	Attendance	Rushing	No.	Yds.	Avg.	LG	T
9/15	W 27-10	SAN FRANCISCO	56,864	Matte	183	662	3.6	23	
9/23	W 28-20	@ Atlanta	50,428	Cole	104	418	4.0	21	3
9/29	W 41-7	@ Pittsburgh	44,480	Hill	91	360	4.0	21	1
10/6	W 28-7	CHICAGO	60,238	Brown	39	159	4.1	10	2
10/13	W 42-14	@ San Francisco	32,822	Mackey	10	103	10.3	33	
10/20	L 20-30	CLEVELAND	60,238	Pearson	19	78	4.1	13	
10/27	W 27-10	L.A. RAMS	60,238	Morrall	11	18	1.6	11	
11/2	W 26-0	@ N.Y. Giants	62,973	Lee	3	12	4.0	21	0
11/10	W 27-10	@ Detroit	55,170	Unitas	3	-1	-0.3	5	0
11/17	W 27-0	ST. LOUIS	60,238	<b>COLTS</b>	<b>463</b>	<b>1809</b>	<b>3.9</b>	<b>33</b>	<b>16</b>
11/24	W 21-9	MINNESOTA	60,238	<b>OPPONENTS</b>	<b>375</b>	<b>1339</b>	<b>3.6</b>	<b>59t</b>	
12/1	W 44-0	ATLANTA	60,238						
12/7	W 16-3	@ Green Bay	50,861	<b>Receiving</b>	<b>No.</b>	<b>Yds.</b>	<b>Avg.</b>	<b>LG</b>	<b>T</b>
12/15	W 28-24	@ L.A. Rams	69,397	Mackey	45	644	14.3	45	5
12/22	W 24-14	MINNESOTA	60,238	Richardson	37	698	18.9	79	8
12/27	W 34-0	@ Cleveland	80,628	Orr	29	743	25.6	84	6
1/12	L 7-16	N.Y. JETS (at Miami)	75,389	Matte	25	275	11.0	50	

Team Statistics	Colts	Opp
TOTAL FIRST DOWNS	258	207
Rushing	110	71
Passing	131	119
Penalty	17	17
TOTAL NET YARDS	4681	3377
Avg. Per Game	334.4	241.2
Total Plays	851	852
Avg. Per Play	5.5	4.0

NET YARDS RUSHING	Colts	Opp	Interceptions	No.	Yds.	Avg.	LG	T
Avg. Per Game	129.2	95.6	Boyd	8	160	20.0	49	
Total Rushes	463	375	Volk	6	154	25.7	90	
NET YARDS PASSING	2872	2038	Lyles	5	32	6.4	11	0
Avg. Per Game	205.1	145.5	Logan	3	9	3.0	9	0
Tackled/Yards Lost	29/222	45/367	Gaubatz	2	15	7.5	13	0
Gross Yards	3094	2405	Curtis	2	38	19.0	38	0
Att./Completions	359/196	432/224	Stukes	1	60	60.0	60	0
Completion Pct.	54.6	51.9	Hilton	1	13	13.0	13	0
Had Intercepted	22	29	Shinnick	1	2	2.0	2	0
PUNTS/AVERAGE	49/39.5	78/40.8	<b>COLTS</b>	<b>29</b>	<b>483</b>	<b>16.7</b>	<b>90</b>	<b>4</b>
PENALTIES/YARDS	75/655	72/799	<b>OPPONENTS</b>	<b>22</b>	<b>192</b>	<b>8.7</b>	<b>36</b>	<b>1</b>
FUMBLES/BALL LOST	23/12	29/12						

TOUCHDOWNS	Colts	Opp	Punting	No.	Yds.	Avg.	LG	T
Rushing	16	6	Lee	49	1935	39.5	59	1
Passing	28	9	<b>COLTS</b>	<b>49</b>	<b>1935</b>	<b>39.5</b>	<b>59</b>	<b>1</b>
Defense/Kicking	4/2	1/0	<b>OPPONENTS</b>	<b>78</b>	<b>3183</b>	<b>40.8</b>	<b>58</b>	<b>-</b>

Score By Periods	1	2	3	4	Total
<b>COLTS</b>	<b>103</b>	<b>137</b>	<b>62</b>	<b>100</b>	<b>402</b>
<b>OPPONENTS</b>	<b>37</b>	<b>37</b>	<b>20</b>	<b>50</b>	<b>144</b>

Scoring	TDR	TDP	TDRt	PAT	FG	S	TP
Michaels				48-50	18-28		102
Matte	9	1					60
Richardson			8				48
Orr			6				36
Mackey			5				30
Mitchell			4				24
Pearson			2	2			24
Cole			3				18
Brown			2				12
Hill			1	1			12
Perkins			1				6
Boyd				1			6
Hilton				1			6
Stukes				1			6
Curtis				1			6
Morrall			1				6
<b>COLTS</b>	<b>16</b>	<b>28</b>	<b>6</b>	<b>48-50</b>	<b>18-28</b>		<b>402</b>
<b>OPPONENTS</b>	<b>6</b>	<b>9</b>	<b>1</b>	<b>15-16</b>	<b>11-19</b>		<b>144</b>

FGS	1-19	20-29	30-39	40-49	50+	Tot.
Michaels	8-9	4-6	6-6	0-5	0-2	18-28
<b>COLTS</b>	<b>8-9</b>	<b>4-6</b>	<b>6-6</b>	<b>0-5</b>	<b>0-2</b>	<b>18-28</b>
<b>OPP.</b>	<b>3-3</b>	<b>3-5</b>	<b>3-4</b>	<b>2-4</b>	<b>0-3</b>	<b>11-19</b>

Michaels: (43,27,43,32) (1) (22,19,49) (55) (1) (17,33) (17) (10,27) (16,37) (13,27,21) (29) (48,16,35,22) (37,15,15,47) (53)  
 OPP.: (38) (14,24,50) (1) (1) (50) (47,11) (19) (1) (21,25,50,45) (1) (43,36,31) (1) (45) (24,30,25)

WR	Offense	Defense
Jimmy Orr	LDE	Bubba Smith
Bob Vogel	LDT	Billy Ray Smith
Glenn Ressler	RDT	Fred Miller
Bill Curry	RDE	Ordell Braase
Dan Sullivan	LLB	Mike Curtis
Sam Ball	MLB	Dennis Gaubatz
John Mackey	RLB	Don Shinnick
Willie Richardson	LCB	Bob Boyd
Earl Morrall	RCB	Lenny Lyles
Tom Matte	LS	Jerry Logan
Jerry Hill	RS	Rick Volk

Passing	Att.	Comp.	Yds.	Pct.	Avg./Att.	TD	TD%	Int.	Int. %	LG	Sacked	Rating
Morrall	317	182	2909	57.4	9.18	26	8.2	17	5.4	84	24/180	93.
Unitas	32	11	139	34.4	4.34	2	6.3	4	12.5	37	2/ 15	30.
Ward	9	3	46	33.3	5.11	0	0.0	1	11.1	22	3/ 27	11.6
Matte	1	0	0	0.0	0.00	0	0.0	0	0.0	0	0/ 0	39.6
<b>COLTS</b>	<b>359</b>	<b>196</b>	<b>3094</b>	<b>54.6</b>	<b>8.62</b>	<b>28</b>	<b>7.8</b>	<b>22</b>	<b>6.1</b>	<b>84</b>	<b>29/222</b>	<b>84.0</b>
<b>OPPONENTS</b>	<b>432</b>	<b>224</b>	<b>2405</b>	<b>51.9</b>	<b>5.57</b>	<b>9</b>	<b>2.1</b>	<b>29</b>	<b>6.7</b>	<b>71t</b>	<b>45/367</b>	<b>47.</b>



# 1969 COLTS STATISTICS

Date	Results	Opponent	Attendance	Rushing	No.	Yds.	Avg.	LG	TD
9/21	L 20-27	L.A. RAMS	56,864	Matte	235	909	3.9	26	11
9/28	L 14-52	@ Minnesota	47,644	Cole	73	204	2.8	27	2
10/ 5	W 21-14	@ Atlanta	57,806	Hill	49	143	2.9	14	2
10/13	W 24-20	PHILADELPHIA	56,864	Pearson	24	81	3.4	11	0
10/19	W 30-10	@ New Orleans	80,636	Havrilak	5	49	9.8	29	1
10/26	L 21-24	SAN FRANCISCO	60,238	Dunn	13	45	3.5	11	0
11/ 2	W 41-17	WASHINGTON	60,238	Perkins	3	36	12.0	18	0
11/ 9	W 14- 6	GREEN BAY	60,238	Unitas	11	23	2.1	13	0
11/16	L 17-20	@ San Francisco	38,472	Mackey	2	3	1.5	7	0
11/23	W 24-21	@ Chicago	45,455	Conjar	1	0	0.0	0	0
1/30	W 13- 6	ATLANTA	60,238	Hinton	1	-3	-3.0	-3	0
2/ 7	T 17-17	DETROIT	60,238	<b>COLTS</b>	<b>417</b>	<b>1490</b>	<b>3.6</b>	<b>29</b>	<b>16</b>
2/13	L 10-27	@ Dallas	63,191	<b>OPPONENTS</b>	<b>399</b>	<b>1400</b>	<b>3.5</b>	<b>46</b>	<b>8</b>
12/21	W 13- 7	@ L.A. Rams	73,326						

Team Statistics	Colts	Opp	Receiving	No.	Yds.	Avg.	LG	TD
TOTAL FIRST DOWNS	255	256	Richardson	43	646	15.0	39	3
Rushing	99	70	Matte	43	513	11.9	49	2
Passing	140	164	Mackey	34	443	13.3	52	2
Penalty	16	22	Perkins	28	381	13.6	47	3
TOTAL NET YARDS	4477	4649	Orr	25	474	19.0	47	2
Avg. Per Game	319.8	332.1	Hinton	13	269	20.7	46	1
Total Plays	865	891	Hill	11	44	4.0	12	0
Avg. Per Play	5.2	5.2	Mitchell	9	199	22.1	51	3
NET YARDS RUSHING	1490	1400	Cole	9	65	7.2	18	1
Avg. Per Game	106.4	100.0	Dunn	5	40	8.0	10	0
Total Rushes	417	399	Pearson	4	64	16.0	37	0
NET YARDS PASSING	2987	3249	Havrilak	1	5	5.0	5	0
Avg. Per Game	213.4	232.1	<b>COLTS</b>	<b>225</b>	<b>3143</b>	<b>14.0</b>	<b>52</b>	<b>17</b>
Tackled/Yards Lost	19/156	33/250	<b>OPPONENTS</b>	<b>271</b>	<b>3499</b>	<b>12.9</b>	<b>83t</b>	<b>20</b>
Gross Yards	3143	3499						

Team Statistics	Colts	Opp	Interceptions	No.	Yds.	Avg.	LG	TD
Att./Completions	429/225	459/271	Volk	4	36	9.0	23	0
Completion Pct.	52.4	59.0	Maxwell	3	37	12.3	22	0
Had Intercepted	27	15	Grant	3	0	0.0	0	0
PUNTS/AVERAGE	57/45.3	69/38.4	Austin	2	10	5.0	10	0
PENALTIES/YARDS	62/561	74/848	Gaubatz	1	11	11.0	11	0
FUMBLES/BALL LOST	23/12	18/10	Stukes	1	6	6.0	6	0
TOUCHDOWNS	34	32	Logan	1	6	6.0	6	0
Rushing	16	8	<b>COLTS</b>	<b>15</b>	<b>106</b>	<b>7.1</b>	<b>23</b>	<b>0</b>
Passing	17	20	<b>OPPONENTS</b>	<b>27</b>	<b>394</b>	<b>14.6</b>	<b>57t</b>	<b>3</b>
Defense/Kicking	0/1	4/0						

Score By Periods	1	2	3	4	Total	Punting	No.	Yds.	Avg.	LG	Bik.
COLTS	43	80	80	76	279	Lee	57	2580	45.3	66	0
OPPONENTS	48	90	76	54	268	<b>COLTS</b>	<b>57</b>	<b>2580</b>	<b>45.3</b>	<b>66</b>	<b>0</b>
						<b>OPPONENTS</b>	<b>69</b>	<b>2647</b>	<b>38.4</b>	<b>63</b>	<b>-</b>

Scoring	TDR	TDP	TDRt	PAT	FG	S	TP	Punt Returns	No.	FC	Yds.	Avg.	LG	TD
Matte	11	2					78	Havrilak	13	7	56	4.3	13	0
Michaels			33-34	14-31			75	Volk	10	6	58	5.8	14	0
Mitchell	3						18	Logan	8	2	41	5.1	11	0
Perkins	3						18	Pearson	6	0	37	6.2	11	0
Richardson	3						18	<b>COLTS</b>	<b>37</b>	<b>15</b>	<b>192</b>	<b>5.2</b>	<b>14</b>	<b>0</b>
Cole	2	1					18	<b>OPPONENTS</b>	<b>35</b>	<b>6</b>	<b>182</b>	<b>5.2</b>	<b>22</b>	<b>0</b>
Orr		2					12							
Hill		2					12	Kickoff Returns	No.	Yds.	Avg.	LG	TD	
Mackey		2					12	Pearson	31	706	22.8	51	0	
Duncan			1				6	Duncan	19	560	29.5	92t	1	
Havrilak	1						6	Hinton	1	24	24.0	24	0	
Hinton		1					6	<b>COLTS</b>	<b>51</b>	<b>1290</b>	<b>25.3</b>	<b>92t</b>	<b>1</b>	
<b>COLTS</b>	<b>16</b>	<b>17</b>	<b>1</b>	<b>33-34</b>	<b>14-31</b>		<b>279</b>	<b>OPPONENTS</b>	<b>55</b>	<b>1135</b>	<b>20.6</b>	<b>42</b>	<b>0</b>	
<b>OPPONENTS</b>	<b>8</b>	<b>20</b>	<b>4</b>	<b>31-32</b>	<b>15-34</b>		<b>268</b>							

FGS	1-19	20-29	30-39	40-49	50+	Tot.
Michaels	5- 5	3- 3	3- 9	3-11	0-3	14-31
<b>COLTS</b>	<b>5- 5</b>	<b>3- 3</b>	<b>3- 9</b>	<b>3-11</b>	<b>0-3</b>	<b>14-31</b>
<b>OPP.</b>	<b>6- 6</b>	<b>5- 5</b>	<b>3- 9</b>	<b>1-13</b>	<b>0-1</b>	<b>15-34</b>

Michaels: (15,41) (40) (52) (20,37,32) (33,57,43) (37,46) (49,12) (41) (41) (49,48,17) (38,32,13,40) (12,53) (24,42) (22,36,39,31)

**OPP.:** (29,41,15) (40) (33,43,44) (24,18) (35,33) (18,47) (34,50) (14,38,45,35) (46,34,44) (1) (41,22,32,22) (30,43,34,41,12) (15,27,46) (1)

## USUAL STARTERS

OFFENSE	DEFENSE
WR Jimmy Orr	LDE Bubba Smith
LT Bob Vogel	LDT Billy Ray Smith
LG Glenn Ressler	RDT Fred Miller
C Bill Curry	RDE Roy Hilton
RG Dan Sullivan	LLB Bob Grant
RT Sam Ball	MLB Mike Curtis
TE John Mackey	RLB Ted Hendricks
WR Willie Richardson	LCB Charlie Stukes
QB John Unitas	RCB Tom Maxwell,
RB Tom Matte	Lenny Lyles
RB Jerry Hill,	LS Jerry Logan
Terry Cole	RS Rick Volk

Passing	Att.	Comp.	Yds.	Pct.	Avg./Att.	TD	TD%	Int.	Int. %	LG	Sacked	Rating
Unitas	327	178	2342	54.4	7.16	12	3.7	20	6.1	52	12/ 93	64.0
Morrall	99	46	755	46.5	7.63	5	5.1	7	7.1	42	7/ 63	60.0
Matte	3	1	46	33.3	15.33	0	0.0	0	0.0	46	0/ 0	81.9
<b>COLTS</b>	<b>429</b>	<b>225</b>	<b>3143</b>	<b>52.4</b>	<b>7.33</b>	<b>17</b>	<b>4.0</b>	<b>27</b>	<b>6.3</b>	<b>52</b>	<b>19/156</b>	<b>62.8</b>
<b>OPPONENTS</b>	<b>459</b>	<b>271</b>	<b>3499</b>	<b>59.0</b>	<b>7.62</b>	<b>20</b>	<b>4.4</b>	<b>15</b>	<b>3.3</b>	<b>83t</b>	<b>34/256</b>	<b>80.5</b>



# 1970 COLTS STATISTICS



Date	Results	Opponent	Attendance
9/20	W 16-14	@ San Diego	47,782
9/28	L 24-44	KANSAS CITY	53,911
10/ 4	W 14- 6	@ Boston	38,235
10/11	W 24-20	@ Houston	48,050
10/18	W 29-22	@ N.Y. Jets	63,301
10/25	W 27- 3	BOSTON	60,240
11/ 1	W 35- 0	MIAMI	60,240
11/ 9	W 13-10	Green Bay @ Milw.	48,063
11/15	T 17-17	BUFFALO	60,240
11/22	L 17-34	@ Miami	67,699
11/29	W 21-20	CHICAGO	60,240
12/ 6	W 29-10	PHILADELPHIA	60,240
12/13	W 20-14	@ Buffalo	34,346
12/19	W 35-20	N.Y. JETS	60,240
12/26	W 17- 0	CINCINNATI	51,127
1/ 3	W 27-17	OAKLAND	56,368
1/17	W 16-13	Dallas (at Miami)	79,204

Team Statistics	Colts	Opp
TOTAL FIRST DOWNS	242	214
Rushing	70	79
Passing	148	120
Penalty	24	15
TOTAL NET YARDS	4134	3845
Avg. Per Game	295.3	274.6
Total Plays	860	883
Avg. Per Play	4.8	4.4
NET YARDS RUSHING	1336	1439
Avg. Per Game	95.4	102.8
Total Rushes	411	390
NET YARDS PASSING	2798	2406
Avg. Per Game	199.9	171.9
Tackled/Yards Lost	33/289	41/374
Gross Yards	3087	2780
Att./Completions	416/219	452/238
Completion Pct.	52.6	52.7
Had Intercepted	22	25
PUNTS/AVERAGE	63/44.7	78/38.4
PENALTIES/YARDS	71/708	101/1032
FUMBLES/BALL LOST	25/14	14/9
TOUCHDOWNS	38	25
Rushing	9	6
Passing	23	16
Defense/Kicking	3/3	2/1

Score By Periods	1	2	3	4	Total
COLTS	60	110	63	88	321
OPPONENTS	61	77	48	48	234

Scoring	TDR	TDP	TDRt	PAT	FG	S	TP
O'Brien				36-38	19-34		93
Jefferson		7					42
Hinton	2	5					42
Mitchell		4					24
Mackey		3					18
Bulaich	3						18
Maitland	1	1					12
Logan			2				12
Hill		2					12
Orr		2					12
Nowatzke	1						6
Perkins		1					6
Grant			1				6
Hendricks			1				6
Gardin			1				6
Duncan			1				6
COLTS	9	23	6	36-38	19-34		321
OPPONENTS	6	16	3	25-25	19-35	1	234

FGS	1-19	20-29	30-39	40-49	50+	Tot.			
O'Brien	3-	4	6-	9	4-	9	6-10	0-2	19-34
COLTS	3-	4	6-	9	4-	9	6-10	0-2	19-34
OPP.	4-	4	8-	9	2-	5	5-17	0-2	19-37

O'Brien: (11,25,34,28) (26) (35) (43,34,45) (28,18,28,34) (12,48) (44) (30,42,29) (28,37,18) (38,23,42) (44) (45,53,44,47,51) (32,38) (25) OPP.: (46) (28,17,48) (44,13,23,47,25) (48,42,40,27,9) (41,46,38,42) (15,46,47) (49) (20,39,31) (36,52) (43,46) (28,45,50,27,43) (38) ( ) (25,29)

Rushing	No.	Yds.	Avg.	LG	TD
Bulaich	139	426	3.1	15	3
Nowatzke	73	248	3.4	14	1

Passing	Att.	Comp.	Yds.	Pct.	Avg./Att.	TD	TD%	Int.	Int.%	LG	Sacked	Rating
Unitas	321	166	2213	51.7	6.89	14	4.4	18	5.6	55	19/158	65.1
Morrall	93	51	792	54.8	8.52	9	9.7	4	4.3	44	14/131	97.6
Havrilak	2	2	82	100.0	41.00	0	0.0	0	0.0	54	0/ 0	118
COLTS	416	219	3087	52.6	7.28	23	5.5	22	5.3	55	33/289	73
OPPONENTS	452	238	2789	52.7	6.17	16	3.5	25	5.5	67	41/374	60

Rushing	No.	Yds.	Avg.	LG
Maitland	74	209	2.8	24
Havrilak	54	159	2.9	26
Hill	36	115	3.2	15
Hinton	5	58	11.6	21
Jefferson	4	47	11.8	19
Matte	12	43	3.6	16
Unitas	9	16	1.8	9
Morrall	2	6	3.0	5
Perkins	2	6	3.0	4
Conjar	1	3	3.0	3
COLTS	411	1336	3.3	26
OPPONENTS	390	1439	3.7	45

Receiving	No.	Yds.	Avg.	LG
Hinton	47	733	15.6	40
Jefferson	44	749	17.0	55
Mackey	28	435	15.5	54
Mitchell	20	261	13.1	44
Nowatzke	16	93	5.8	17
Havrilak	14	141	10.1	33
Bulaich	11	123	11.2	20
Orr	10	199	19.9	29
Perkins	10	194	19.4	41
Maitland	9	67	7.4	13
Hill	8	62	7.8	13
O'Brien	1	28	28.0	28
Matte	1	2	2.0	2
COLTS	219	3087	14.1	55
OPPONENTS	238	2789	11.7	67

Interceptions	No.	Yds.	Avg.	LG
Logan	6	92	15.3	33
Curtis, M.	5	50	10.0	18
Volk	4	61	15.3	31
Stukes	3	52	17.3	47
Duncan	2	56	28.0	30
Grant	2	39	19.5	27
Hendricks	1	31	31.0	31
May	1	18	18.0	18
Curtis, T.	1	0	0.0	0
Maxwell	0	9	0.0	9
COLTS	25	408	16.3	47
OPPONENTS	22	297	13.5	45

Punting	No.	Yds.	Avg.	LG
Lee	63	2819	44.7	62
COLTS	63	2819	44.7	62
OPPONENTS	78	2992	38.4	58

Punt Returns	No.	FC	Yds.	Avg.	LG
Gardin	28	20	330	11.8	80t
Volk	3	4	15	5.0	6
Curtis, T.	3	1	2	0.7	2
Logan	2	0	4	2.0	4
Havrilak	0	1	0	0.0	0
COLTS	36	26	351	9.8	80t
OPPONENTS	38	9	365	9.4	77t

Kickoff Returns	No.	Yds.	Avg.	LG
Duncan	20	707	35.4	99t
Gardin	11	265	24.1	33
Nowatzke	7	93	13.3	21
Havrilak	2	36	18.0	20
Maitland	1	28	28.0	28
Grant	1	21	21.0	21
Jefferson	1	11	11.0	11
Newsome	1	0	0.0	0
Stukes	1	0	0.0	0
COLTS	45	1161	25.8	99t
OPPONENTS	58	1237	21.3	56

## USUAL STARTERS

OFFENSE	DEFENSE
WR Eddie Hinton	LDE Bubba Smith
LT Bob Vogel	LDT Billy Ray Smith
LG Glenn Ressler	RDT Fred Miller
C Bill Curry	RDE Roy Hilton
RG John Williams	LLB Bob Grant
RT Dan Sullivan	MLB Mike Curtis
TE John Mackey	RLB Ted Hendricks
WR Roy Jefferson	LCB Charlie Stukes
QB John Unitas	RCB Tom Maxwell
RB Norm Bulaich	LS Jerry Logan
RB Jerry Hill,	RS Rick Volk
Tom Nowatzke	



# 1971 COLTS STATISTICS

Date	Results	Opponent	Attendance	Rushing	No.	Yds.	Avg.	LG	TD
9/19	W 22-0	N.Y. JETS	56,458	Mackey	3	18	6.0	9	0
9/26	L 13-14	CLEVELAND	56,837	Morrall	6	13	6.5	16	0
10/3	W 23-3	@ New England	61,232	Mitchell	2	9	4.5	13	0
10/10	W 43-0	@ Buffalo	46,206	Unitas	9	5	0.6	3	0
10/17	W 31-7	@ N.Y. Giants	62,860	Pittman	2	3	1.5	3	0
10/25	L 3-10	@ Minnesota	49,784	Nowatzke	1	1	1.5	1	0
10/31	W 34-21	PITTSBURGH	60,238	<b>COLTS</b>	<b>512</b>	<b>2149</b>	<b>4.2</b>	<b>67t</b>	<b>23</b>
11/8	W 24-17	L.A. RAMS	57,722	<b>OPPONENTS</b>	<b>352</b>	<b>1113</b>	<b>3.2</b>	<b>27</b>	<b>8</b>
11/14	W 14-13	@ N.Y. Jets	63,947						
11/21	L 14-17	@ Miami	75,312	<b>Receiving</b>	<b>No.</b>	<b>Yds.</b>	<b>Avg.</b>	<b>LG</b>	<b>TD</b>
11/28	W 37-14	@ Oakland	54,689	Mitchell, T.	33	402	12.2	35	0
12/5	W 24-0	BUFFALO	58,476	Matte	29	239	8.3	34	0
12/11	W 14-3	MIAMI	60,238	Hinton	25	436	17.4	33	2
12/19	L 17-21	NEW ENGLAND	57,942	Bulaich	25	229	9.2	30	2
12/26	W 20-3	@ Cleveland	<b>74,082</b>	Perkins	24	424	17.7	64	4
1/2	L 0-21	@ Miami	<b>78,629</b>	Nottingham	15	88	5.9	35	0

Team Statistics	Colts	Opp	COLTS	OPPONENTS
TOTAL FIRST DOWNS	242	166	176	185
Rushing	123	60	176	185
Passing	104	95	2152	2027
Penalty	15	11	11.0	88t
TOTAL NET YARDS	4071	2852	11.0	88t
Avg. Per Game	290.8	203.7	11.0	88t
Total Plays	883	746	11.0	88t
Avg. Per Play	4.6	3.8	11.0	88t
NET YARDS RUSHING	2149	1113	11.0	88t
Avg. Per Game	153.5	79.5	11.0	88t
Total Rushes	512	352	11.0	88t
NET YARDS PASSING	1922	1739	11.0	88t
Avg. Per Game	137.3	124.2	11.0	88t
Tackled/Yards Lost	27/230	33/288	11.0	88t
Gross Yards	2152	2027	11.0	88t
Att./Completions	344/176	361/185	11.0	88t
Completion Pct.	51.2	51.2	11.0	88t
Had Intercepted	21	28	11.0	88t
PUNTS/AVERAGE	62/41.0	88/38.9	11.0	88t
PENALTIES/YARDS	57/529	67/687	11.0	88t
FUMBLES/BALL LOST	26/11	22/13	11.0	88t

Interceptions	No.	Yds.	Avg.	LG	TD
Stukes	8	95	11.9	40	0
Hendricks	5	70	14.0	40	0
Volk	4	36	9.0	21	0
Logan	4	28	7.0	23	0
Curtis	3	44	14.7	31	0
Newsome	2	19	9.5	19t	1
May	1	46	46.0	46	0
Nowatzke	1	29	29.0	29	0
<b>COLTS</b>	<b>28</b>	<b>367</b>	<b>13.1</b>	<b>46</b>	<b>1</b>
<b>OPPONENTS</b>	<b>21</b>	<b>220</b>	<b>10.5</b>	<b>60t</b>	<b>1</b>

Punting	No.	Yds.	Avg.	LG	Blk.
Lee	62	2542	41.0	76	0
<b>COLTS</b>	<b>62</b>	<b>2542</b>	<b>41.0</b>	<b>76</b>	<b>0</b>
<b>OPPONENTS</b>	<b>88</b>	<b>3422</b>	<b>38.9</b>	<b>61</b>	<b>-</b>

Punt Returns	No.	FC	Yds.	Avg.	LG	TD
Volk	22	20	118	5.4	18	0
Dunlap	8	2	112	14.0	57	0
Curtis	7	10	15	2.1	10	0
Kern	3	1	19	6.3	7	0
Gardin	2	0	75	37.5	65	0
Logan	1	0	12	12.0	12	0
Duncan	0	1	0	0.0	0	0
<b>COLTS</b>	<b>43</b>	<b>34</b>	<b>351</b>	<b>8.2</b>	<b>65</b>	<b>0</b>
<b>OPPONENTS</b>	<b>40</b>	<b>14</b>	<b>267</b>	<b>6.7</b>	<b>16</b>	<b>0</b>

Kickoff Returns	No.	Yds.	Avg.	LG	TD
Pittman	14	330	23.6	37	0
McCauley	8	194	24.5	29	0
Duncan	3	102	34.0	54	0
Dunlap	1	28	28.0	28	0
Logan	1	16	16.0	16	0
Stukes	1	8	8.0	8	0
Nowatzke	1	1	1.0	1	0
Curtis	1	0	0.0	0	0
Matte	1	0	0.0	0	0
Mitchell, T.	1	0	0.0	0	0
<b>COLTS</b>	<b>32</b>	<b>679</b>	<b>21.2</b>	<b>54</b>	<b>0</b>
<b>OPPONENTS</b>	<b>62</b>	<b>1345</b>	<b>21.7</b>	<b>57</b>	<b>0</b>

Score By Periods	1	2	3	4	Total
<b>COLTS</b>	<b>62</b>	<b>17</b>	<b>78</b>	<b>78</b>	<b>313</b>
<b>OPPONENTS</b>	<b>17</b>	<b>45</b>	<b>27</b>	<b>51</b>	<b>140</b>

Scoring	TDR	TDP	TDRt	PAT	FG	S	TP
O'Brien				35-36	20-29		95
Bulaich	8	2					60
Matte	8						48
Nottingham	5		1				36
Perkins		4					24
Hinton		2					12
McCauley	2						12
Richardson		2					12
Hendricks			1				6
Newsome			1				6
<b>COLTS</b>	<b>23</b>	<b>10</b>	<b>3</b>	<b>35-36</b>	<b>20-29</b>	<b>1</b>	<b>313</b>
<b>OPPONENTS</b>	<b>8</b>	<b>9</b>	<b>1</b>	<b>17-18</b>	<b>5-18</b>	<b>140</b>	

Passing	Att.	Comp.	Yds.	Pct.	Avg./Att.	TD	TD%	Int.	Int. %	LG	Sacked	Rating
Unitas	176	92	942	52.3	5.35	3	1.7	9	5.1	35	15/129	52.3
Morrall	167	84	1210	50.3	7.19	7	4.2	12	7.2	64	11/ 89	58.2
Matte	1	0	0	0.0	0.00	0	0.0	0	0.0	0	1/ 12	39.6
<b>COLTS</b>	<b>344</b>	<b>176</b>	<b>2152</b>	<b>51.2</b>	<b>6.10</b>	<b>10</b>	<b>2.9</b>	<b>21</b>	<b>6.1</b>	<b>64</b>	<b>27/230</b>	<b>55.0</b>
<b>OPPONENTS</b>	<b>361</b>	<b>185</b>	<b>2027</b>	<b>51.2</b>	<b>5.61</b>	<b>9</b>	<b>2.5</b>	<b>28</b>	<b>7.8</b>	<b>88t</b>	<b>33/288</b>	<b>44.2</b>

## USUAL STARTERS

OFFENSE	DEFENSE
WR Eddie Hinton	LDE Bubba Smith
LT Bob Vogel	LDT Billy Newsome
LG Glenn Ressler	RDT Fred Miller
C Bill Curry	RDE Roy Hilton
RG John Williams	LLB Ray May
RT Dan Sullivan	MLB Mike Curtis
TE Tom Mitchell	RLB Ted Hendricks
WR Ray Perkins	LCB Charlie Stukes
QB Earl Morrall	RCB Jim Duncan
RB Tom Matte	LS Jerry Logan
RB Norm Bulaich	RS Rick Volk







# 1973 COLTS STATISTICS

Date	Results	Opponent	Attendance	Rushing	No.	Yds.	Avg.	LG	TD
8/16	L 14-24	@ Cleveland	74,303	Doughty	10	96	9.6	30	0
9/23	L 10-34	N.Y. JETS	55,942	Jones	18	58	3.2	17	0
9/30	W 14-10	NEW ORLEANS	52,293	Ginn	16	47	2.9	8	0
10/7	L 16-24	@ New England	57,044	Mildren	2	14	7.0	10	0
10/14	L 13-31	@ Buffalo	78,875	Havrilak	2	9	4.5	8	0
10/21	W 29-27	@ Detroit	48,058	Nelson	0	3	0.0	3	0
10/28	L 21-34	OAKLAND	59,008	Chester	1	1	1.0	1	0
11/4	L 27-31	HOUSTON	52,707	Speyrer	1	1	1.0	1	0
11/11	L 0-44	@ Miami	60,332	Smith	1	-3	-3.0	-3	0
11/18	L 14-22	@ Washington	52,675	Lee	2	-16	-8.0	0	0
11/25	L 17-24	BUFFALO	52,250	<b>COLTS</b>	<b>536</b>	<b>2031</b>	<b>3.8</b>	<b>36</b>	<b>9</b>
12/2	L 17-20	@ N.Y. Jets	61,009	<b>OPPONENTS</b>	<b>491</b>	<b>2089</b>	<b>4.2</b>	<b>78</b>	<b>15</b>
12/9	W 16-3	MIAMI	58,446						
12/16	W 18-13	NEW ENGLAND	52,065						

Team Statistics	Colts	Opp	Receiving	No.	Yds.	Avg.	LG	TD
TOTAL FIRST DOWNS	218	243	Doughty	25	587	23.5	66	4
Rushing	121	104	Mitchell, T.	25	313	12.5	33	4
Passing	79	123	McCauley	25	186	7.4	34	0
Penalty	18	16	Chester	18	181	10.1	40	1
3rd Down M/A/Pct	82/203/40.4	67/175/38.3	Speyrer	17	311	18.3	47	4
TOTAL NET YARDS	3506	4488	Mitchell, L.	17	113	6.7	14	0
Avg. Per Game	250.4	320.6	Ginn	3	2	0.7	6	0
Total Plays	868	847	Nottingham	2	10	5.0	5	0
Avg. Per Play	4.0	5.3	Olds	2	-4	-2.0	-1	0
NET YARDS RUSHING	2031	2089	Smith	1	37	37.0	37	0
Avg. Per Game	145.1	149.2	Havrilak	1	9	9.0	9	0
Total Rushes	536	491	Andrews	1	1	1.0	1	1
NET YARDS PASSING	1475	2399	<b>COLTS</b>	<b>137</b>	<b>1746</b>	<b>12.7</b>	<b>66</b>	<b>14</b>
Avg. Per Game	105.4	171.4	<b>OPPONENTS</b>	<b>199</b>	<b>2599</b>	<b>13.1</b>	<b>66</b>	<b>16</b>
Tackled/Yards Lost	32/271	25/200	Interceptions	No.	Yds.	Avg.	LG	TD
Gross Yards	1746	2599	White	4	40	10.0	22	1
Att./Completions	300/137	331/199	Hendricks	3	33	11.0	24	0
Completion Pct.	45.7	60.1	Kern	2	22	11.0	22	0
Had Intercepted	25	15	Oldham	2	10	5.0	7	0
YARDS/AVERAGE	62/38.7	47/37.4	Curtis	2	9	4.5	9	0
PENALTIES/YARDS	57/483	69/684	Kacmarek	1	2	2.0	2	0
FUMBLES/BALL LOST	18/13	35/22	Volk	1	0	0.0	0	0
TOUCHDOWNS	26	39	<b>COLTS</b>	<b>15</b>	<b>116</b>	<b>7.7</b>	<b>24</b>	<b>1</b>
Rushing	9	15	<b>OPPONENTS</b>	<b>25</b>	<b>336</b>	<b>13.4</b>	<b>45</b>	<b>4</b>
Passing	14	16	Punting	No.	Yds.	Avg.	LG	Blk.
Defense/Kicking	1/2	6/2	Lee	62	2402	38.7	60	2
			<b>COLTS</b>	<b>62</b>	<b>2402</b>	<b>38.7</b>	<b>60</b>	<b>2</b>
			<b>OPPONENTS</b>	<b>47</b>	<b>1758</b>	<b>37.4</b>	<b>57</b>	<b>1</b>

Score By Periods	1	2	3	4	Total	Punt Returns	No.	FC	Yds.	Avg.	LG	TD
<b>COLTS</b>	45	34	50	97	226	Laird	15	6	72	4.8	13	0
<b>OPPONENTS</b>	53	108	64	116	341	Volk	7	7	45	6.4	13	0
Scoring	TDR	TDP	TDRt	PAT	FG	S	TP					
Hunt				22-24	16-28		70					
Speyrer	4	1					30					
Doughty	4						24					
Mitchell, T.	4						24					
Domres	2						12					
McCauley	2						12					
Mitchell, L.	2						12					
Olds	2						12					
Hendricks			1				6					
Nottingham	1						6					
Chester		1					6					
White			1				6					
Andrews			1				6					
<b>COLTS</b>	<b>9</b>	<b>14</b>	<b>3</b>	<b>22-24</b>	<b>16-28</b>	<b>190</b>						
<b>OPPONENTS</b>	<b>15</b>	<b>16</b>	<b>8</b>	<b>38-39</b>	<b>23-33</b>	<b>341</b>						

Points	1-19	20-29	30-39	40-49	50+	Tot.
Hunt	6-6	6-8	4-6	0-5	0-3	16-28
<b>COLTS</b>	<b>6-6</b>	<b>6-8</b>	<b>4-6</b>	<b>0-5</b>	<b>0-3</b>	<b>16-28</b>
<b>OPP.</b>	<b>9-10</b>	<b>3-4</b>	<b>8-11</b>	<b>2-5</b>	<b>1-3</b>	<b>23-33</b>

Points	(46,33)	(17)	(27)	(38,27,38)	(19,22)
(4,20,29)	(1)	(22,38,50,36)	(1)	(52)	(49,43,23,27)
(17,50,46)	(19,43)	(16,32)			
<b>OPP.:</b>	<b>(14)</b>	<b>(22,16)</b>	<b>(45,17)</b>	<b>(40,18)</b>	<b>(52)</b>
	<b>(27,30)</b>	<b>(47,38)</b>	<b>(13,54,14,38)</b>	<b>(36,25)</b>	<b>(30,32,18)</b>
	<b>(2,10)</b>	<b>(52,36)</b>			

Rushing	No.	Yds.	Avg.	LG	TD
Mitchell, L.	253	963	3.8	36	2
McCauley	144	514	3.6	24	2
Domres	32	126	3.9	14	2
Nottingham	28	118	4.2	20	1
Olds	26	100	3.9	17	2

Passing	Att.	Comp.	Yds.	Pct.	Avg./Att.	TD	TD%	Int.	Int. %	LG	Sacked	Rating
Domres	191	93	1153	48.7	6.04	9	4.7	13	6.8	66	18/145	55.2
Jones	108	43	539	39.8	4.99	4	3.7	12	11.1	51	14/126	28.8
Speyrer	1	1	54	100.0	54.00	1	100.0	0	0.0	54t	0/0	158.3
<b>COLTS</b>	<b>300</b>	<b>137</b>	<b>1746</b>	<b>45.7</b>	<b>5.82</b>	<b>14</b>	<b>4.7</b>	<b>25</b>	<b>8.3</b>	<b>66</b>	<b>32/271</b>	<b>45.2</b>
<b>OPPONENTS</b>	<b>331</b>	<b>199</b>	<b>2599</b>	<b>60.1</b>	<b>7.85</b>	<b>16</b>	<b>4.8</b>	<b>15</b>	<b>4.5</b>	<b>66</b>	<b>25/200</b>	<b>82.1</b>

## USUAL STARTERS

OFFENSE		DEFENSE	
WR	Cotton Speyrer	LDE	Mike Barnes
LT	Tom Drougas	LDT	Jim Bailey
LG	Glenn Ressler	RDT	Joe Ehrmann
C	Ken Mendenhall	RDE	Joe Schmiesing
RG	Elmer Collett	LLB	Ted Hendricks
RT	Dennis Nelson	MLB	Mike Curtis
TE	Raymond Chester	RLB	Stan White
WR	Glenn Doughty	LCB	Rex Kern
QB	Marty Domres	RCB	Nelson Munsey
RB	Lydell Mitchell	LS	Jack Mildren
RB	Don McCauley	RS	Rick Volk



# 1974 COLTS STATISTICS



Date	Results	Opponent	Attendance	Rushing	No.	Yds.	Avg.	LG
9/15	L 0-30	@ Pittsburgh	48,890	Doughty	7	51	7.3	17
9/22	L 13-20	GREEN BAY	41,252	Scott	2	12	6.0	9
9/29	L 10-30	@ Philadelphia	64,205	Andrews	5	6	1.2	4
10/ 6	L 3-42	@ New England	59,502	Orduna	2	3	1.5	2
10/13	L 14-27	BUFFALO	42,089	<b>COLTS</b>	<b>450</b>	<b>1818</b>	<b>4.0</b>	<b>39</b>
10/20	W 35-20	@ N.Y. Jets	51,745	<b>OPPONENTS</b>	<b>516</b>	<b>1961</b>	<b>3.8</b>	<b>69</b>
10/27	L 7-17	@ Miami	65,868					
11/ 3	L 14-24	CINCINNATI	40,037	<b>Receiving</b>	<b>No.</b>	<b>Yds.</b>	<b>Avg.</b>	<b>LG</b>
11/10	L 6-17	DENVER	37,959	Mitchell	72	544	7.6	24
11/17	W 17- 7	@ Atlanta	41,278	Chester	37	461	12.5	45
11/24	L 17-27	NEW ENGLAND	38,971	Doughty	24	300	12.5	27
12/ 1	L 0- 6	@ Buffalo	75,325	Carr	21	405	19.3	57
12/ 8	L 16-17	MIAMI	43,553	Olds	21	153	7.3	18
12/15	L 38-23	N.Y. JETS	38,168	Scott	18	317	17.6	45

Team Statistics	Colts	Opp
TOTAL FIRST DOWNS	244	237
Rushing	110	120
Passing	109	101
Penalty	25	16
3rd Down M/A/Pct	98/222/44.1	87/198/43.9

TOTAL NET YARDS	Colts	Opp	Interceptions	No.	Yds.	Avg.	LG
Avg. Per Game	274.5	294.7	Curtis	3	24	8.0	11
Total Plays	924	849	Volk	2	0	0.0	0
Avg. Per Play	4.2	4.9	White	1	40	40.0	40
NET YARDS RUSHING	1818	1961	Laird	1	15	15.0	15
Avg. Per Game	129.9	140.1	Dickel	1	5	5.0	5
Total Rushes	450	516	Oldham	1	3	3.0	3
NET YARDS PASSING	2025	2165	Nettles	1	0	0.0	0
Avg. Per Game	144.6	154.6	<b>COLTS</b>	<b>10</b>	<b>87</b>	<b>8.7</b>	<b>40</b>
Tackled/Yards Lost	49/399	21/183	<b>OPPONENTS</b>	<b>24</b>	<b>384</b>	<b>16.0</b>	<b>55</b>
Gross Yards	2424	2348					

NET YARDS PASSING	Colts	Opp	Punting	No.	Yds.	Avg.	LG
Att./Completions	425/221	312/180	Lee	71	2634	37.1	58
Completion Pct.	52.0	57.7	<b>COLTS</b>	<b>71</b>	<b>2634</b>	<b>37.1</b>	<b>58</b>
Had Intercepted	24	10	<b>OPPONENTS</b>	<b>67</b>	<b>2575</b>	<b>38.4</b>	<b>59</b>

PUNTS/AVERAGE	Colts	Opp	Punt Returns	No.	FC	Yds.	Avg.	LG
Completion Pct.	52.0	57.7	Berra	16	2	114	7.1	14
Had Intercepted	24	10	Laird	11	0	30	2.7	10
PUNALTIES/YARDS	66/587	75/737	Speyrer	8	2	54	6.8	18
FUMBLES/BALL LOST	28/13	25/14	Scott	3	1	31	10.3	14
TOUCHDOWNS	22	40	Rudnick	2	0	23	11.5	12
Rushing	13	20	Volk	1	0	1	1.0	1
Passing	9	16	Bertuca	1	0	0	0.0	0
Defense/Kicking	0/0	4/0	<b>COLTS</b>	<b>42</b>	<b>5</b>	<b>253</b>	<b>6.0</b>	<b>18</b>
			<b>OPPONENTS</b>	<b>46</b>	<b>6</b>	<b>413</b>	<b>9.0</b>	<b>66</b>

Score By Periods	1	2	3	4	Total
COLTS	13	56	48	73	190
OPPONENTS	51	142	62	74	329

Scoring	TDR	TDP	TDRt	PAT	FG	S	TP	Kickoff Returns	No.	Yds.	Avg.	LG
Linhart				22-22	12-20		58	Speyrer	22	539	24.5	44
Mitchell	5	2					42	Laird	19	499	26.3	55
Jones	4						24	Berra	13	259	19.9	54
Olds	1	2					18	Orduna	3	68	22.7	24
Domres	2						12	Scott	3	61	20.3	26
Doughty	2						12	Mayo	2	23	11.5	14
Chester	1						6	Andrews	1	18	18.0	18
McCauley	1						6	McCauley	1	17	17.0	17
Orduna	1						6	Rudnick	1	5	5.0	5
Speyrer	1						6	Oldham	1	0	0.0	0
<b>COLTS</b>	<b>13</b>	<b>9</b>		<b>22-22</b>	<b>12-20</b>		<b>190</b>	<b>COLTS</b>	<b>66</b>	<b>1489</b>	<b>22.6</b>	<b>55</b>
<b>OPPONENTS</b>	<b>20</b>	<b>16</b>		<b>4 38-40</b>	<b>17-27</b>		<b>329</b>	<b>OPPONENTS</b>	<b>45</b>	<b>903</b>	<b>20.1</b>	<b>38</b>

FGS	1-19	20-29	30-39	40-49	50+	Tot.
Linhart	0- 0	8- 8	2- 5	2- 6	0-1	12-20
COLTS	0- 0	8- 8	2- 5	2- 6	0-1	12-20
OPP.	1- 1	7- 8	7-12	1- 5	1-1	17-27

Linhart: ( )	(37,23,47)	(45)	(31,27)	(42)	(37)	(37)
( )	(21,26)	(37,49)	(48,25)	(52)	(26,40,20)	(26)
OPP.: (31)	(52,39)	(20,38,42)	( )	(28,29,33,35)	( )	(23,42,33)
(23,42,33)	(33,40,18)	(37)	(45)	(33,28)	(20,31)	(27)
(27)	(30,37,43,25)					

Rushing	No.	Yds.	Avg.	LG	TD
Mitchell	214	757	3.5	31	5
Olds	129	475	3.7	34	1
Jones	39	279	7.2	39	4
Domres	22	145	6.6	21	2
McCauley	30	90	3.0	15	0

Passing	Att.	Comp.	Yds.	Pct.	Avg./Att.	TD	TD%	Int.	Int. %	LG	Sacked	Rating
Jones	270	143	1610	53.0	5.96	8	3.0	12	4.4	57	36/328	62.4
Domres	153	77	803	50.3	5.25	0	0.0	12	7.8	44	13/ 71	33.2
McCauley	2	1	11	50.0	5.50	1	50.0	0	0.0	11	0/ 0	106.3
<b>COLTS</b>	<b>425</b>	<b>221</b>	<b>2424</b>	<b>52.0</b>	<b>5.70</b>	<b>9</b>	<b>2.1</b>	<b>24</b>	<b>5.6</b>	<b>57</b>	<b>49/399</b>	<b>52.1</b>
<b>OPPONENTS</b>	<b>312</b>	<b>180</b>	<b>2348</b>	<b>57.7</b>	<b>7.53</b>	<b>16</b>	<b>5.1</b>	<b>10</b>	<b>3.2</b>	<b>77</b>	<b>21/183</b>	<b>85.1</b>

## USUAL STARTERS

OFFENSE	DEFENSE
WR Roger Carr	LDE Fred Cook
LT David Taylor	LDT Jim Bailey
LG Glenn Ressler	RDT Joe Ehrmann
C Ken Mendenhall	RDE John Dutton
RG Elmer Collett	LLB Tom MacLeod
RT Dennis Nelson	MLB Mike Curtis
TE Raymond Chester	RLB Stan White
WR Glenn Doughty	LCB Ray Oldham
QB Bert Jones	RCB Nelson Munsey
RB Lydell Mitchell	LS Bruce Laird
RB Bill Olds	RS Rick Volk



# 1975 COLTS STATISTICS

Date	Results	Opponent	Attendance
9/21	W 35-7	@ Chicago	51,678
9/28	L 20-31	OAKLAND	41,023
10/5	L 13-24	@ L.A. Rams	62,491
10/12	L 31-38	BUFFALO	45,791
10/19	L 10-21	@ New England	51,417
10/26	W 45-28	@ N.Y. Jets	55,137
11/1	W 21-7	CLEVELAND	37,285
11/7	W 42-35	@ Buffalo	77,320
11/16	W 52-19	N.Y. JETS	54,006
11/23	W 33-17	@ Miami	61,986
11/30	W 28-14	KANSAS CITY	44,151
12/7	W 21-0	@ N.Y. Giants	49,863
12/14	W 10-7	MIAMI	OT 60,548
12/21	W 34-21	NEW ENGLAND	50,801
12/27	L 10-28	@ Pittsburgh	59,053

OPP: ( ) (29) (27) (44) (52) ( ) ( ) ( ) (45,36) (52,28)  
 ( ) ( ) (45,35) ( )

Rushing	No.	Yds.	Avg.	LG	TD
Mitchell	289	1193	4.1	70	11
Jones	47	321	6.8	36	3
Olds	94	281	3.0	14	2
McCauley	60	196	3.3	18	10
Leaks	41	175	4.3	17	1
Domres	4	46	11.5	20	1
Doughty	1	5	5.0	5	0
<b>COLTS</b>	<b>536</b>	<b>2217</b>	<b>4.1</b>	<b>70</b>	<b>28</b>
<b>OPPONENTS</b>	<b>453</b>	<b>1821</b>	<b>4.0</b>	<b>66</b>	<b>17</b>

Receiving	No.	Yds.	Avg.	LG	TD
Mitchell	60	544	9.1	35t	4
Doughty	39	666	17.1	63	4
Chester	38	457	12.0	32	3
Olds	30	194	6.5	28t	2
Carr	23	517	22.5	90t	2
McCauley	14	93	6.6	32	1
Johnson	4	115	28.8	68t	2
Kennedy	2	15	7.5	12	1
Leaks	1	5	5.0	5	0
<b>COLTS</b>	<b>211</b>	<b>2606</b>	<b>12.4</b>	<b>90t</b>	<b>19</b>
<b>OPPONENTS</b>	<b>193</b>	<b>2848</b>	<b>14.8</b>	<b>91</b>	<b>17</b>

Team Statistics	Colts	Opp
TOTAL FIRST DOWNS	266	242
Rushing	131	101
Passing	114	124
Penalty	21	17
3rd Down M/A/Pct	105/217/48.4	84/199/42.2
TOTAL NET YARDS	4498	4173
Avg. Per Game	321.3	298.1
Total Plays	928	905
Avg. Per Play	4.8	4.6
NET YARDS RUSHING	2217	1821
Avg. Per Game	158.4	130.1
Total Rushes	536	453
NET YARDS PASSING	2281	2352
Avg. Per Game	162.9	168.0
Tackled/Yards Lost	38/325	59/496
Gross Yards	2606	2848
Att./Completions	354/211	393/193
Completion Pct.	59.6	49.1
Had Intercepted	8	29
POINTS/AVERAGE	86/39.6	83/38.6
PENALTIES/YARDS	80/760	79/700
FUMBLES/BALL LOST	18/10	29/12
TOUCHDOWNS	52	36
Rushing	28	17
Passing	19	17
Defense/Kicking	5/0	1/1

Interceptions	No.	Yds.	Avg.	LG	TD
White	8	135	16.9	32	1
Wallace	4	126	31.5	42t	2
Mumphord	4	58	14.5	28	0
Laird	3	46	15.3	28	0
Munsey	3	36	12.0	30t	1
Oldham	2	23	11.5	13	0
Cheyunski	2	8	4.0	6	0
McLeod	1	50	50.0	50	0
Cook	1	8	8.0	8	0
Curtis	1	3	3.0	3	0
<b>COLTS</b>	<b>29</b>	<b>493</b>	<b>17.0</b>	<b>50</b>	<b>4</b>
<b>OPPONENTS</b>	<b>8</b>	<b>111</b>	<b>13.9</b>	<b>38</b>	<b>0</b>

Punting	No.	Yds.	Avg.	LG	Blk.
Lee	86	3402	39.6	62	1
<b>COLTS</b>	<b>86</b>	<b>3402</b>	<b>39.6</b>	<b>62</b>	<b>1</b>
<b>OPPONENTS</b>	<b>83</b>	<b>3204</b>	<b>38.6</b>	<b>63</b>	<b>3</b>

Score By Periods	1	2	3	4	OT	Total
<b>COLTS</b>	<b>96</b>	<b>130</b>	<b>72</b>	<b>94</b>	<b>3</b>	<b>395</b>
<b>OPPONENTS</b>	<b>34</b>	<b>97</b>	<b>52</b>	<b>86</b>	<b>0</b>	<b>269</b>

Punt Returns	No.	FC	Yds.	Avg.	LG	TD
Stevens	36	8	396	11.0	53	0
Wallace	6	0	43	7.2	14	0
Johnson	0	4	0	0.0	0	0
Oldham	0	3	0	0.0	0	0
<b>COLTS</b>	<b>42</b>	<b>15</b>	<b>439</b>	<b>10.5</b>	<b>53</b>	<b>0</b>
<b>OPPONENTS</b>	<b>51</b>	<b>5</b>	<b>513</b>	<b>10.1</b>	<b>46</b>	<b>0</b>

Player	TDR	TDP	TDRt	PAT	FG	S	TP
Mitchell	11	4					90
Linhart				51-52	10-18		81
McCauley	10	1					66
Doughty		4					24
Olds	2	2					24
Chester		3					18
Jones	3						18
Carr		2					12
Johnson		2					12
Wallace			2				12
Cook			1				6
Domres	1						6
Leaks	1						6
Munsey							6
White			1				6
Kennedy		1					6
Bird							1
<b>COLTS</b>	<b>28</b>	<b>19</b>	<b>5</b>	<b>51-52</b>	<b>10-18</b>	<b>1</b>	<b>395</b>
<b>OPPONENTS</b>	<b>17</b>	<b>17</b>	<b>2</b>	<b>35-36</b>	<b>6-10</b>	<b>0</b>	<b>269</b>

Kickoff Returns	No.	Yds.	Avg.	LG	TD
Laird	31	799	25.8	65	0
Stevens	3	71	23.7	31	0
McCauley	4	86	21.5	29	0
Johnson	7	134	19.1	30	0
Kennedy	2	36	18.0	19	0
Pratt	4	64	16.0	22	0
Wallace	1	0	0.0	0	0
<b>COLTS</b>	<b>52</b>	<b>1190</b>	<b>22.9</b>	<b>65</b>	<b>0</b>
<b>OPPONENTS</b>	<b>70</b>	<b>1655</b>	<b>23.6</b>	<b>99t</b>	<b>1</b>

## USUAL STARTERS

OFFENSE		DEFENSE	
WR	Roger Carr	LDE	Fred Cook
LT	David Taylor	LDT	Mike Barnes
LG	Robert Pratt	RDT	Joe Ehrmann
C	Ken Mendenhall	RDE	John Dutton
RG	Elmer Collett	LLB	Tom MacLeod
RT	George Kunz	MLB	Jim Cheyunski
TE	Raymond Chester	RLB	Stan White
WR	Glenn Doughty	LCB	Lloyd Mumphord
QB	Bert Jones	RCB	Nelson Munsey
RB	Lydell Mitchell	LS	Bruce Laird
RB	Bill Olds	RS	Jackie Wallace

Player	SS	1-19	20-29	30-39	40-49	50+	Tot.
Linhart	2-2	0-3	7-10	1-3	0-0		10-18
<b>COLTS</b>	<b>2-2</b>	<b>0-3</b>	<b>7-10</b>	<b>1-3</b>	<b>0-0</b>		<b>10-18</b>
<b>OPP.</b>	<b>0-0</b>	<b>3-3</b>	<b>1-2</b>	<b>2-3</b>	<b>0-2</b>		<b>6-10</b>
Linhart: ( ) (26,31,37) ( ) (39,19) (34) (36,46) (37)							
( ) (36) (42) (25) ( ) (29,31) (19,44,37,31)							

Player	Att.	Comp.	Yds.	Pct.	Avg./Att.	TD	TD%	Int.	Int. %	LG	Sacked	Rating
Jones	344	203	2483	59.0	7.22	18	5.2	8	2.3	90t	38/325	89.1
Domres	10	8	123	80.0	12.30	1	10.0	0	0.0	32	0/0	151.3
<b>COLTS</b>	<b>354</b>	<b>211</b>	<b>2606</b>	<b>59.6</b>	<b>7.36</b>	<b>19</b>	<b>5.4</b>	<b>8</b>	<b>2.3</b>	<b>90t</b>	<b>38/325</b>	<b>90.9</b>
<b>OPPONENTS</b>	<b>393</b>	<b>193</b>	<b>2848</b>	<b>49.1</b>	<b>7.25</b>	<b>17</b>	<b>4.3</b>	<b>29</b>	<b>7.4</b>	<b>91</b>	<b>59/496</b>	<b>56.9</b>



# 1976 COLTS STATISTICS



Date	Results	Opponent	Attendance	Rushing	No.	Yds.	Avg.	LG
9/12	W 27-13	@ New England	43,512	Troup	5	-1	-0.2	6t
9/19	W 28-27	CINCINNATI	50,621	Doughty	3	7	2.3	3
9/26	L 27-30	@ Dallas	64,237	Stevens	1	3	3.0	3
10/ 3	W 42-17	TAMPA BAY	43,105	Lee	1	-12	-12.0	-12
10/10	W 28-14	MIAMI	60,020	<b>COLTS</b>	<b>565</b>	<b>2303</b>	<b>4.1</b>	<b>69t</b>
10/17	W 31-13	@ Buffalo	71,009	<b>OPPONENTS</b>	<b>438</b>	<b>1844</b>	<b>4.2</b>	<b>54</b>
10/24	W 20- 0	@ N.Y Jets	49,768					
11/ 1	W 38-14	HOUSTON	60,020	<b>Receiving</b>	<b>No.</b>	<b>Yds.</b>	<b>Avg.</b>	<b>LG</b>
11/ 7	W 37-21	@ San Diego	42,827	Mitchell	60	555	9.3	40t
11/14	L 14-21	NEW ENGLAND	60,020	Carr	43	1112	25.9	79t
11/22	W 17-16	@ Miami	62,104	Doughty	40	628	15.7	41
11/28	W 33-16	N.Y. JETS	46,938	McCauley	34	347	10.2	44
12/ 4	L 17-24	@ St. Louis	48,282	Chester	24	467	19.5	40
12/12	W 58-20	BUFFALO	53,729	Leaks	8	43	5.4	10
12/19	L 14-40	PITTSBURGH	60,020	Scott	3	35	11.7	18

Team Statistics	Colts	Opp
TOTAL FIRST DOWNS	301	229
Rushing	133	83
Passing	144	126
Penalty	24	20
3rd Down M/A/Pct	109/200/54.5	70/184/38.0

TOTAL NET YARDS	Colts	Opp
TOTAL NET YARDS	5236	4187
Avg. Per Game	374.0	299.1
Total Plays	957	866
Avg. Per Play	5.5	4.8
NET YARDS RUSHING	2309	1844
Avg. Per Game	164.9	131.7
Total Rushes	565	438
NET YARDS PASSING	2927	2343
Avg. Per Game	209.1	167.4
Tackled/Yards Lost	31/294	56/461
Gross Yards	3221	2804
Att./Completions	361/215	372/192
Completion Pct.	59.6	51.6
Had Intercepted	10	15

PUNTS/AVERAGE	Colts	Opp
PUNTS/AVERAGE	59/39.7	79/36.9
NET PUNTING AVG.	34.8	31.1
PENALTIES/YARDS	92/786	89/770
FUMBLES/BALL LOST	25/18	32/21
TOUCHDOWNS	51	29
Rushing	26	11
Passing	24	16
Defense/Kicking	1/0	2/0

Score By Periods	1	2	3	4	Total
COLTS	72	175	77	93	417
OPPONENTS	46	84	31	85	246

Scoring	TDR	TDP	TDRt	PAT	FG	S	TP
Linhart				49-51	20-27		109
Carr		11					66
McCauley	9	2					66
Mitchell	5	3					48
Leaks	7						42
Doughty		5					30
Chester		3					18
Jones	2						12
Lee	1						6
Luce			1				6
Stevens	1						6
Troup		1					6
Fernandes						1	2
<b>COLTS</b>	<b>26</b>	<b>24</b>	<b>1</b>	<b>49-51</b>	<b>20-27</b>		<b>1417</b>
<b>OPPONENTS</b>	<b>11</b>	<b>16</b>	<b>2</b>	<b>27-29</b>	<b>15-20</b>		<b>246</b>

FGS	1-19	20-29	30-39	40-49	50+	Tot.
Linhart	0- 0	9- 9	10-11	1- 7	0-0	20-27
COLTS	0- 0	9- 9	10-11	1- 7	0-0	20-27
OPP.	1- 1	6- 6	5- 6	2- 6	1-1	15-20

Linhart: (28,32) (45) (44,30,24) (32,38) ( ) (21) (24,35) (45,25) (41,39) (40) (27) (34,34,44,41,31,38) (22) (24,22,36)  
 OPP.: (31,27,39) (26,51) (37,18,32) (40) ( ) (32,44) ( ) (44) (41) (48,44) (20) (26) (22) (28,34)

Rushing	No.	Yds.	Avg.	LG	TD
Mitchell	289	1200	4.2	43	5
Leaks	118	445	3.8	42	7
McCauley	69	227	3.3	16	9
Lee	41	220	5.4	69t	1
Jones	38	214	5.6	17	2

Passing	Att.	Comp.	Yds.	Pct.	Avg./Att.	TD	TD%	Int.	Int. %	LG	Sacked	Rating
Jones	343	207	3104	60.4	9.05	24	7.0	9	2.6	79t	29/284	102.5
Troup	18	8	117	44.4	6.50	0	0.0	1	5.6	32	2/ 10	
<b>COLTS</b>	<b>361</b>	<b>215</b>	<b>3221</b>	<b>59.6</b>	<b>8.92</b>	<b>24</b>	<b>6.6</b>	<b>10</b>	<b>2.8</b>	<b>79t</b>	<b>31/294</b>	
<b>OPPONENTS</b>	<b>372</b>	<b>192</b>	<b>2804</b>	<b>51.6</b>	<b>7.54</b>	<b>16</b>	<b>4.3</b>	<b>15</b>	<b>4.0</b>	<b>67t</b>	<b>56/461</b>	

Interceptions	No.	Yds.	Avg.	LG
Wallace	5	105	21.0	41
White	3	26	8.7	15
Oldham	2	40	20.0	33
Luce	2	7	3.5	7
Mumphord	1	22	22.0	22
Munsey	1	10	10.0	10
Cook	1	1	1.0	1
<b>COLTS</b>	<b>15</b>	<b>211</b>	<b>14.1</b>	<b>41</b>
<b>OPPONENTS</b>	<b>10</b>	<b>146</b>	<b>14.6</b>	<b>31t</b>

Punting	No.	Yds.	Avg.	TB	In20	LG
Lee	59	2342	39.7	3	21	56
<b>COLTS</b>	<b>59</b>	<b>2342</b>	<b>39.7</b>	<b>3</b>	<b>21</b>	<b>56</b>
<b>OPPONENTS</b>	<b>79</b>	<b>2914</b>	<b>36.9</b>	<b>7</b>	<b>7</b>	<b>60</b>

Punt Returns	No.	FC	Yds.	Avg.	LG	TD
Stevens	39	9	315	7.9	44	
Lee	1	0	0	0.0	0	
Wallace	0	3	0	0.0	0	
Oldham	0	1	0	0.0	0	
<b>COLTS</b>	<b>40</b>	<b>13</b>	<b>315</b>	<b>7.9</b>	<b>44</b>	<b>0</b>
<b>OPPONENTS</b>	<b>33</b>	<b>5</b>	<b>231</b>	<b>7.0</b>	<b>49</b>	<b>0</b>

**SACKS:** Colts 56.0; Opponents 31.0; Dutton 13-112; Ehrmann 11-92; Cook 11-73; Barnes 7.5-64; Fernandes 5-47; White 4-36; Luce 2-18; Novak 1-9; Laird 1-7; Oldham .5-1

## USUAL STARTERS

OFFENSE		DEFENSE	
WR Roger Carr	LDE Fred Cook	LDT Mike Barnes	RDT Joe Ehrmann
LT David Taylor	RDE John Dutton	LLB Derrel Luce	MLB Jim Cheyuns
LG Robert Pratt	RLB Stan White	LCB Lloyd Mumphord	RCB Nelson Munsey,
C Ken Mendenhall	SS Ray Oldham	FS Bruce Laird	FS Jackie Walla
RG Elmer Collett			
RT George Kunz			
TE Raymond Chester			
WR Glenn Doughty			
QB Bert Jones			
RB Lydell Mitchell			
RB Roosevelt Leaks			





# 1978 COLTS STATISTICS



Date	Results	Opponent	Attendance	Rushing	No.	Yds.	Avg.	LG
9/ 4	L	0-38 @ Dallas	65,053	Washington	240	956	4.0	29
9/10	L	0-42 MIAMI	47,730	Lee	81	374	4.6	24
9/18	W	34-27 @ New England	57,284	Leaks	83	266	3.2	11
9/24	L	17-24 @ Buffalo	55,270	Hardeman	48	244	5.1	46
10/ 1	L	14-17 PHILADELPHIA	50,314	McCauley	44	107	2.4	10
10/ 8	W	30-17 @ St. Louis	47,479	Jones	9	38	4.2	14
10/15	L	10-33 N.Y. JETS	48,136	Kirkland	8	35	4.4	18
10/22	W	7- 6 DENVER	58,857	Troup	18	25	1.4	10
10/29	L	8-26 @ Miami	53,524	Doughty	1	-1	-1.0	-1
11/ 6	W	21-17 WASHINGTON	60,975	<b>COLTS</b>	<b>532</b>	<b>2044</b>	<b>3.8</b>	<b>46</b>
11/12	W	17-14 @ Seattle	61,905	<b>OPPONENTS</b>	<b>662</b>	<b>3010</b>	<b>4.5</b>	<b>63</b>
11/19	L	24-45 CLEVELAND	49,570	<b>Receiving</b>	<b>No.</b>	<b>Yds.</b>	<b>Avg.</b>	<b>LG</b>
11/26	L	14-35 NEW ENGLAND	49,404	Washington	45	377	8.4	33
12/ 3	L	16-24 @ N.Y. Jets	50,248	McCauley	34	296	8.7	21
12/ 9	L	13-35 @ Pittsburgh	41,597	Carr	30	629	21.0	78t
12/17	L	14-21 BUFFALO	40,420	Doughty	25	390	15.6	46

Team Statistics	Colts	Opp
TOTAL FIRST DOWNS	249	291
Rushing	95	153
Passing	124	119
Penalty	30	19
3rd Down M/A/Pct	74/203/36.5	119/241/49.4
TOTAL NET YARDS	4107	5911
Avg. Per Game	256.7	369.4
Total Plays	964	1049
Avg. Per Play	4.3	5.6

NET YARDS RUSHING	Colts	Opp
Avg. Per Game	127.8	188.1
Total Rushes	532	662
NET YARDS PASSING	2063	2901
Avg. Per Game	129.1	181.3
Tackled/Yards Lost	49/480	30/224
Gross Yards	2543	3125
Att./Completions	383/202	357/191
Completion Pct.	52.7	53.5
Had Intercepted	30	17

PUNTS/AVERAGE	Colts	Opp
NET PUNTING AVG.	30.6	31.6
PENALTIES/YARDS	90/771	114/1006
FUMBLES/BALL LOST	38/17	36/20
TOUCHDOWNS	31	54
Rushing	9	21
Passing	17	29
Defense/Kicking	4/1	3/1

Score By Periods	1	2	3	4	Total
COLTS	31	96	42	70	239
OPPONENTS	90	155	70	106	421

Scoring	TDR	TDP	TDRt	PAT	FG	S	TP
Linhart				27-31	8-17		51
Carr		6					36
McCauley	5						30
Leaks	2	2					24
Doughty		3					18
McCall	1	1					12
Washington		1	1				12
Alston		2					12
Blackwood			2				12
Lee	1	1					12
Troup		1					6
Luce			1				6
Siani			1				6
COLTS	9	17	5	27-31	8-17	1	239
OPPONENTS	21	29	4	53-54	14-24	1	421

FGS	1-19	20-29	30-39	40-49	50+	Tot.
Linhart	0-0	5-5	2-7	1-5	0-0	8-17
COLTS	0-0	5-5	2-7	1-5	0-0	8-17
OPP.	1-2	7-8	3-5	3-7	0-2	14-24

Linhart: (37) ( ) ( ) (21) (46) (43,35) (27) ( ) ( ) (44,38,30) (22,49) (23) (31) (30,22,41) ( ) (36)  
 OPP.: (18,45,48) ( ) ( ) (41,21) (46,26) (26) (23,52,19,30,26) (43,33,26,27) (32) (44) (53) (45) (31) (32,22) ( ) ( )

Passing	Att.	Comp.	Yds.	Pct.	Avg./Att.	TD	TD%	Int.	Int. %	LG	Sacked	Ra
Troup	296	154	1882	52.0	6.36	10	3.4	21	7.1	67t	32/340	5
Kirkland	41	19	211	46.3	5.15	1	2.4	8	19.5	34	11/ 78	30.7
Jones	42	27	370	64.3	8.81	4	9.5	1	2.4	78t	6/ 62	114.2
Washington	4	2	80	50.0	20.00	2	50.0	0	0.0	54t	0/ 0	135.4
COLTS	383	202	2543	52.7	6.64	17	4.4	30	7.8	78t	49/480	5
OPPONENTS	357	191	3125	53.5	8.75	29	8.1	17	4.8	91t	30/224	9

## USUAL STARTERS

OFFENSE	DEFENSE
WR Roger Carr	LDE Fred Cook
LT Wade Griffin	LDT Mike Barnes
LG Robert Pratt	RDT Joe Ehrmann
C Ken Mendenhall	RDE John Dutton
RG Ken Huff	LLB Tom MacLeod
RT Bob Van Duyne	MLB Ed Simonini
TE Mack Alston	RLB Stan White
WR Glenn Doughty	LCB Norm Thomps
QB Bill Troup	RCB Doug Nettles
RB Joe Washington	SS Bruce Laird
RB Roosevelt Leaks	FS Lyle Blackwood



# 1981 COLTS STATISTICS

Results	Opponent	Attendance	Rushing	No.	Yds.	Avg.	LG	TD
6 W	29-28 @ New England	49,977	Jones	20	85	4.3	17	0
9/13 L	3-35 BUFFALO	45,772	Franklin	21	52	2.5	8	1
9/20 L	10-28 @ Denver	74,804	McCauley	10	37	3.7	8	0
9/27 L	28-31 MIAMI	42,452	Landry	1	11	11.0	11	0
10/4 L	17-23 @ Buffalo	77,811	Garrett	2	4	2.0	3	0
10/11 L	19-41 CINCINNATI	35,881	Anderson	1	0	0.0	0	0
10/18 L	14-43 SAN DIEGO	48,679	<b>COLTS</b>	<b>441</b>	<b>1850</b>	<b>4.2</b>	<b>67t</b>	<b>11</b>
10/26 L	28-42 @ Cleveland	78,986	<b>OPPONENTS</b>	<b>607</b>	<b>2665</b>	<b>4.4</b>	<b>59t</b>	<b>30</b>
11/1 L	10-27 @ Miami	46,061						
11/8 L	14-41 N.Y. JETS	36,373	<b>Receiving</b>	<b>No.</b>	<b>Yds.</b>	<b>Avg.</b>	<b>LG</b>	<b>TD</b>
11/15 L	13-38 @ Philadelphia	72,200	McMillan	50	466	9.3	31	1
11/22 L	24-35 ST. LOUIS	32,782	Butler	46	832	18.1	67t	9
11/29 L	0-25 @ N.Y. Jets	53,593	Carr	38	584	15.4	43	3
12/6 L	13-37 DALLAS	60,586	Dickey	37	419	11.3	50	3
12/13 L	14-38 @ Washington	55,045	McCauley	36	347	9.6	31	2
12/20 W	23-21 NEW ENGLAND	34,127	McCall	21	314	15.0	65t	2

Team Statistics	Colts	Opp	Colts	Opp	Colts	Opp	Colts	Opp
TOTAL FIRST DOWNS	274	406	Franklin	6	39	6.5	10	0
Rushing	95	162	Sherwin	2	19	9.5	11	0
Passing	158	214	DeRoo	1	38	38.0	38	0
Penalty	21	30	Huff	1	-1	-1.0	-1	0
Yards/Down M/A/Pct	66/198/33.3	107/208/51.4	<b>COLTS</b>	<b>265</b>	<b>3379</b>	<b>12.8</b>	<b>67t</b>	<b>21</b>
TOTAL NET YARDS	4908	6793	<b>OPPONENTS</b>	<b>301</b>	<b>4228</b>	<b>14.0</b>	<b>75</b>	<b>37</b>
Avg. Per Game	306.8	424.6						

Team Statistics	Colts	Opp	Colts	Opp	Colts	Opp	Colts	Opp
Total Plays	957	1111	<b>Interceptions</b>	<b>No.</b>	<b>Yds.</b>	<b>Avg.</b>	<b>LG</b>	<b>TD</b>
Avg. Per Play	5.1	6.1	Braziel	3	35	11.7	27	0
YARDS RUSHING	1850	2665	Laird	3	59	19.7	24	0
Avg. Per Game	115.6	166.6	Glasgow	2	35	17.5	31	0
Total Rushes	441	607	Smith	2	11	5.5	8	0
NET YARDS PASSING	3058	4128	Hatchett	2	8	4.0	8	0
Avg. Per Game	191.1	258.0	Anderson	1	49	49.0	49	0
Yards/Carried/Yards Lost	37/321	13/100	Krauss	1	10	10.0	10	0
Gross Yards	3379	4228	Green	1	3	3.0	3	0
Att./Completions	479/265	491/301	Pickney	1	0	0.0	0	0
Completion Pct.	55.3	61.3	<b>COLTS</b>	<b>16</b>	<b>210</b>	<b>13.1</b>	<b>49</b>	<b>0</b>
Had Intercepted	23	16	<b>OPPONENTS</b>	<b>23</b>	<b>281</b>	<b>12.2</b>	<b>44</b>	<b>1</b>
YARDS/AVERAGE	78/39.4	48/37.9						

Team Statistics	Colts	Opp	Colts	Opp	Colts	Opp	Colts	Opp		
PUNTING AVG.	33.7	32.1	<b>Punting</b>	<b>No.</b>	<b>Yds.</b>	<b>Avg.</b>	<b>TB</b>	<b>In20</b>	<b>LG</b>	<b>Blk.</b>
YARDS/YARDS	106/913	101/776	Garrett	78	3071	39.4	2	11	57	0
FUMBLES/BALL LOST	27/14	28/14	<b>COLTS</b>	<b>78</b>	<b>3071</b>	<b>39.4</b>	<b>2</b>	<b>11</b>	<b>57</b>	<b>0</b>
TOUCHDOWNS	33	68	<b>OPPONENTS</b>	<b>48</b>	<b>1817</b>	<b>37.9</b>	<b>11</b>	<b>13</b>	<b>54</b>	<b>2</b>
Rushing	11	30								
Passing	21	37	<b>Punt Returns</b>	<b>No.</b>	<b>FC</b>	<b>Yds.</b>	<b>Avg.</b>	<b>LG</b>	<b>TD</b>	
Defense/Kicking	1/0	1/0	Shula	10	7	50	5.0	11	0	
			Anderson	2	0	6	3.0	6	0	
			<b>COLTS</b>	<b>12</b>	<b>7</b>	<b>56</b>	<b>4.7</b>	<b>11</b>	<b>0</b>	
			<b>OPPONENTS</b>	<b>44</b>	<b>10</b>	<b>402</b>	<b>9.1</b>	<b>46</b>	<b>0</b>	

Score By Periods	1	2	3	4	Total
COLTS	63	52	75	69	259
OPPONENTS	121	186	105	121	533

Player	TDR	TDP	TDRt	PAT	FG	S	TP
Dickey	7	3					60
Wood				29-33	10-18		59
Butler		9					54
McMillan	3	1					24
McCall		3					18
McCauley		2					12
Landry		2					12
Dixon			1				6
Franklin	1						6
Orvis						1	2
<b>COLTS</b>	<b>11</b>	<b>21</b>	<b>1</b>	<b>29-33</b>	<b>10-18</b>	<b>1</b>	<b>259</b>
<b>OPPONENTS</b>	<b>30</b>	<b>37</b>	<b>1</b>	<b>65-68</b>	<b>20-31</b>	<b>533</b>	

Player	FGS	1-19	20-29	30-39	40-49	50+	Tot.
Wood	2-2	2-3	3-5	3-7	0-1		10-18
Butler	2-2	2-3	3-5	3-7	0-1		10-18
Orvis	0-0	6-7	9-11	5-12	0-1		20-31
Wood	(48,19,35)	(22)	(21)	(1)	(32)	(19,51)	(1)
Butler	(46,28,30)	(44)	(44)	(1)	(43,40)	(1)	(39)
Orvis	(50,39)	(49)	(36)	(27)	(43,34,44,45)	(38,24)	(1)
Wood	(41,32)	(25,41)	(40,44,32)	(40,42)			
Butler	(22,27,27,26,48)	(42,35,31)	(32)	(1)			

Player	No.	Yds.	Avg.	LG	TD
Dickey	164	779	4.8	67t	7
McMillan	149	597	4.0	42	3
Orvis	73	285	3.9	41	0

Player	Att.	Comp.	Yds.	Pct.	Avg./Att.	TD	TD%	Int.	Int.%	LG	Sacked	Rating
Jones	426	244	3094	57.3	7.26	21	4.9	20	4.7	67t	31/263	76.8
Landry	29	14	195	48.3	6.72	0	0.0	1	3.4	24	5/ 50	56.7
Orvis	24	7	90	29.2	3.75	0	0.0	2	8.3	20	1/ 8	25.4
<b>COLTS</b>	<b>479</b>	<b>265</b>	<b>3379</b>	<b>55.3</b>	<b>7.05</b>	<b>21</b>	<b>4.4</b>	<b>23</b>	<b>4.8</b>	<b>67t</b>	<b>37/321</b>	<b>72.2</b>
<b>OPPONENTS</b>	<b>491</b>	<b>301</b>	<b>4228</b>	<b>61.3</b>	<b>8.61</b>	<b>37</b>	<b>7.5</b>	<b>16</b>	<b>3.3</b>	<b>75</b>	<b>13/100</b>	<b>100.2</b>

## USUAL STARTERS

OFFENSE		DEFENSE	
WR	Roger Carr	LDE	Donnell Thompson
LT	Wade Griffin	LDT	Herb Orvis
LG	Robert Pratt	RDT	Anthony Green
C	Ray Donaldson	RDE	Mike Ozdowski
RG	Ken Huff	LLB	Sanders Shiver
RT	Jeff Hart	MLB	Joe Federspiel
TE	Reese McCall	RLB	Barry Krauss
WR	Ray Butler	LCB	Derrick Hatchett
QB	Bert Jones	RCB	Larry Braziel
RB	Curtis Dickey	SS	Bruce Laird
RB	Randy McMillan	FS	Nesby Glasgow



# 1982 COLTS STATISTICS



Date	Results	Opponent	Attendance	Rushing	No.	Yds.	Avg.	LG
9/12	L 13-24	NEW ENGLAND	39,055	McMillan	101	305	3.0	13
9/19	L 20-24	@ Miami	51,999	Dixon	58	249	4.3	32
9/26		N.Y. JETS	Cancelled	Dickey	66	232	3.5	25
10/ 3		@ Detroit	Cancelled	Franklin	43	152	3.5	18
10/10		BUFFALO	Cancelled	Pagel	19	82	4.3	32
10/17		@ Cleveland	Cancelled	Butler	3	10	3.3	10
10/24		MIAMI Postponed to 1/2/83		Stark	1	8	8.0	8
10/31		TAMPA BAY	Cancelled	Wright	1	3	3.0	3
11/ 7		@ New England	Cancelled	Schlichter	1	3	3.0	3
11/14		OAKLAND	Cancelled	COLTS	293	1044	3.6	32
11/21	L 0-37	@ N.Y. Jets	46,970	OPPONENTS	348	1473	4.2	54
11/28	L 0-20	@ Buffalo	33,985					
12/ 5	L 17-20	CINCINNATI	23,598	Receiving	No.	Yds.	Avg.	LG
12/12	L 10-13	@ Minnesota	53,981	Bouza	22	287	13.0	34
12/19	T 20-20	GREEN BAY	25,920	Sherwin	21	280	13.3	33
12/26	L 26-44	@ San Diego	49,711	Dickey	21	228	10.9	34
1/ 2	L 7-34	MIAMI	19,073	Dixon	20	185	9.3	24
				Butler	17	268	15.8	53t
				McMillan	15	90	6.0	17
				Franklin	9	61	6.8	15
				Henry	7	110	15.7	23
				Beach	4	45	11.3	17
				Smith	2	36	18.0	23
				McCall	2	6	3.0	4
				Wright	1	12	12.0	12
				Krauss	1	5	5.0	5t
				COLTS	142	1613	11.4	53t
				OPPONENTS	138	1920	13.9	55

Team Statistics	Colts	Opp	Interceptions	No.	Yds.	Avg.	LG		
TOTAL FIRST DOWNS	152	197	Anderson, K.	2	25	12.5	25		
Rushing	62	87	Burroughs	1	94	94.0	94t		
Passing	80	89	Bracelin	1	31	31.0	31		
Penalty	10	21	Hatchett	1	0	0.0	0		
3rd Down M/A/Pct	50/124/40.3	52/119/43.7	COLTS	5	150	30.0	94t		
4th Down M/A/Pct	10/17/58.8	2/5/40.0	OPPONENTS	10	129	12.9	26		
TOTAL NET YARDS	2483	3296	Punting	No.	Yds.	Avg.	TB In20		
Avg. Per Game	275.9	366.2	Stark	46	2044	44.4	12 8 60		
Total Plays	596	605	COLTS	46	2044	44.4	12 8 60		
Avg. Per Play	4.2	5.4	OPPONENTS	41	1634	39.9	5 13 67		
NET YARDS RUSHING	1044	1473	Punt Returns	No.	FC	Yds.	Avg.	LG	TD
Avg. Per Game	116.0	163.7	Anderson, L.	8	3	54	6.8	28	0
Total Rushes	293	348	Glasgow	4	5	24	6.0	8	0
NET YARDS PASSING	1439	1823	Bouza	2	5	0	0.0	0	0
Avg. Per Game	159.9	202.6	COLTS	14	13	78	5.6	28	0
Tackled/Yards Lost	20/174	11/97	OPPONENTS	26	4	226	8.7	29	0
Gross Yards	1613	1920	Kickoff Returns	No.	Yds.	Avg.	LG		
Att./Completions	283/142	246/138	Anderson, K.	27	517	19.7	33		
Completion Pct.	50.2	56.1	Dixon	11	197	17.9	27		
Had Intercepted	10	5	Bouza	3	31	10.3	12		
PUNTS/AVERAGE	46/44.4	41/39.9	Franklin	1	8	8.0	8		
NET PUNTING AVG.	34.3	35.5	COLTS	42	753	17.9	33		
PENALTIES/YARDS	52/433	59/466	OPPONENTS	25	538	21.5	30		
FUMBLES/BALL LOST	24/11	11/6	SACKS: Colts 11.0; Opponents 20.0; Wisniecki 2.5-20; Krauss 2-27; Bracelin 2-13; Thompson 1.5-11; Cooks 1-8; Delaney 1-9; Hunter 1-9						
TOUCHDOWNS	12	28							
Rushing	4	10							
Passing	6	18							
Defense/Kicking	1/1	0/0							

Score By Periods	1	2	3	4	Total
COLTS	13	40	23	37	113
OPPONENTS	54	77	68	37	236

Scoring	TDR	TDP	TDRt	PAT	FG	S	TP
Wood				6- 6	6-10		24
Miller				5- 5	4- 8		17
Butler							12
Bouza	2						12
Krauss	1						6
Pagel	1						6
Beach		1					6
Burroughs			1				6
McMillan	1						6
Dickey	1						6
Sherwin			1				6
Dixon	1						6
COLTS	4	6	2	11-11	10-18		113
OPPONENTS	10	18	2	26-28	14-19		236

FGS	1-19	20-29	30-39	40-49	50+	Tot.
Wood	0- 0	0- 1	3- 5	2- 3	1- 1	6-10
Miller	0- 0	1- 1	0- 3	2- 3	1- 1	4- 8
COLTS	0- 0	1- 2	3- 8	4- 6	2- 2	10-18
OPP.	1- 1	5- 5	2- 3	6- 9	0- 1	14-19

Wood: (49,37,30) (51, 48) (32) ( ) (33,40) (39,25) ( ) ( ) ( ) ( ) ( ) ( ) (23,40,44) (46,58) (37,36,34)  
 OPP.: (24) (29) (43,37,19) (47,34,41) ( ) (40,40,23,40) (40,25,47) (45,53) (34,25)

## USUAL STARTERS

OFFENSE	DEFENSE
WR Matt Bouza	LDE Donnell Thompson
LT John Sinnot	NT Leo Wisniecki
LG Terry Crouch	RDE Fletcher Jenkins
C Ray Donaldson	LOLB Sanders Shivers
RG Ken Huff	LILB Johnnie Cooks
RT Jeff Hart	RILB Barry Krauss
TE Tim Sherwin	ROLB Greg Bracelin
WR Ray Butler	LCB James Burroun
QB Mike Pagel	RCB Derrick Hatchett
RB Curtis Dickey	SS Larry Anderson
RB Randy McMillan	FS Nesby Glasgow

Passing	Att.	Comp.	Yds.	Pct.	Avg./Att.	TD	TD%	Int.	Int. %	LG	Sacked	Rate
Pagel	221	111	1281	50.2	5.80	5	2.3	7	3.2	53t	16/129	60.0
Humm	23	13	130	56.5	5.65	0	0.0	1	4.3	18	1/ 10	55.0
Schlichter	37	17	197	45.9	5.32	0	0.0	2	5.4	24	3/ 35	40.0
Wood	1	1	5	100.0	5.00	1	100.0	0	0.0	5	0/ 0	127.1
Stark	1	0	0	0.0	0.00	0	0.0	0	0.0	0	0/ 0	0.0
COLTS	283	142	1613	50.2	5.70	6	2.1	10	3.5	53t	20/174	60.0
OPPONENTS	246	138	1920	56.1	7.80	18	7.3	5	2.0	55	11/ 97	97.0

# 1983 COLTS STATISTICS

Results	Opponent	Attendance	Rushing	No.	Yds.	Avg.	LG	TD
9/8 W 29-23	@ New England	OT 45,526	Reed	2	27	13.5	18	0
9/11 L 10-17	DENVER	52,613	Dixon	5	14	2.8	7	0
9/18 L 23-28	@ Buffalo	40,937	Stark	1	8	8.0	8	0
9/25 W 22-19	CHICAGO	OT 35,708	Krauss	1	-1	-1.0	-1	0
10/2 W 34-31	@ Cincinnati	48,104	Herrmann	1	0	0.0	0	0
10/9 W 12-7	NEW ENGLAND	37,013	<b>COLTS</b>	<b>601</b>	<b>2695</b>	<b>4.5</b>	<b>56</b>	<b>10</b>
10/16 L 7-30	BUFFALO	39,765	<b>OPPONENTS</b>	<b>516</b>	<b>2118</b>	<b>4.1</b>	<b>77</b>	<b>13</b>
10/23 L 7-21	MIAMI	45,768	<b>Receiving</b>	<b>No.</b>	<b>Yds.</b>	<b>Avg.</b>	<b>LG</b>	<b>TD</b>
10/30 W 22-21	@ Philadelphia	59,150	Henry	30	416	13.9	40t	4
11/6 W 17-14	@ N.Y. Jets	53,323	Porter	28	384	13.7	38	0
11/13 L 13-24	PITTSBURGH	61,479	Bouza	25	385	15.4	26	0
11/20 L 0-37	@ Miami	54,482	Sherwin	25	358	14.3	30	0
11/27 L 23-41	@ Cleveland	65,812	Dickey	24	483	20.1	72t	3
12/4 L 6-10	N.Y. JETS	35,462	McMillan	24	195	8.1	25	1
12/11 L 19-21	@ Denver	74,854	Butler	10	207	20.7	60	3
12/18 W 20-10	HOUSTON	27,934	Oatis	6	93	15.5	25	0
			Moore	6	38	6.3	16	0
			Beach	5	56	11.2	16	1
			Williams	4	46	11.5	19	0
			Dixon	1	2	2.0	2	0
			<b>COLTS</b>	<b>188</b>	<b>2663</b>	<b>14.2</b>	<b>72t</b>	<b>12</b>
			<b>OPPONENTS</b>	<b>281</b>	<b>3832</b>	<b>13.6</b>	<b>85t</b>	<b>28</b>

Statistics	Colts	Opp	Interceptions	No.	Yds.	Avg.	LG	TD		
<b>TOTAL FIRST DOWNS</b>	272	321	Hatchett	4	36	9.0	25	0		
Rushing	146	123	Glasgow	3	35	11.7	18	0		
Passing	110	166	Anderson, K.	2	81	40.5	71t	1		
Penalty	16	32	Bracelin	2	19	9.5	19	0		
3rd Dwn. M/A/Pct.	77/226/34.1	83/203/40.9	Delaney	2	16	8.0	11	0		
4th Dwn. M/A/Pct.	4/9/44.4	5/10/50.0	Burroughs	2	8	4.0	8	0		
<b>TOTAL NET YARDS</b>	5018	5640	Randle	1	41	41.0	41	0		
Avg. Per Game	313.6	352.5	Williams, K.	1	32	32.0	32	0		
Total Plays	1025	1045	Maxwell	1	31	31.0	31	0		
Avg. Per Play	4.9	5.4	Cooks	1	15	15.0	15	0		
<b>NET YARDS RUSHING</b>	2695	2118	Anderson, L.	1	0	0.0	0	0		
Avg. Per Game	168.4	132.4	<b>COLTS</b>	<b>20</b>	<b>314</b>	<b>15.7</b>	<b>71t</b>	<b>1</b>		
Total Rushes	601	516	<b>OPPONENTS</b>	<b>22</b>	<b>117</b>	<b>5.3</b>	<b>34</b>	<b>0</b>		
<b>NET YARDS PASSING</b>	2323	3522	<b>Punting</b>	<b>No.</b>	<b>Yds.</b>	<b>Avg.</b>	<b>TB</b>	<b>In20</b>	<b>LG</b>	<b>Blk.</b>
Avg. Per Game	145.2	220.1	Stark	91	4124	45.3	9	20	68	0
Tackled/Yards Lost	47/340	41/310	<b>COLTS</b>	<b>91</b>	<b>4124</b>	<b>45.3</b>	<b>9</b>	<b>20</b>	<b>68</b>	<b>0</b>
Yards Gained	2663	3832	<b>OPPONENTS</b>	<b>80</b>	<b>3329</b>	<b>41.6</b>	<b>3</b>	<b>27</b>	<b>64</b>	<b>0</b>
Completions	377/188	488/281	<b>Punt Returns</b>	<b>No.</b>	<b>FC</b>	<b>Yds.</b>	<b>Avg.</b>	<b>LG</b>	<b>TD</b>	
Completion Pct.	49.9	57.6	Anderson, L.	20	4	138	6.9	20	0	
Yards Intercepted	22	20	Porter	14	5	104	7.4	56	0	
<b>PUNTS/AVERAGE</b>	91/45.3	80/41.6	Williams, K.	9	4	43	4.8	13	0	
<b>NET PUNTING AVG.</b>	36.3	37.2	Glasgow	1	1	9	9.0	9	0	
<b>PENALTIES/YARDS</b>	120/986	79/687	<b>COLTS</b>	<b>44</b>	<b>14</b>	<b>294</b>	<b>6.7</b>	<b>50</b>	<b>0</b>	
<b>FUMBLES/BALL LOST</b>	32/11	29/16	<b>OPPONENTS</b>	<b>55</b>	<b>7</b>	<b>642</b>	<b>11.7</b>	<b>60t</b>	<b>1</b>	
<b>CHDOWNS</b>	25	45	<b>Kickoff Returns</b>	<b>No.</b>	<b>Yds.</b>	<b>Avg.</b>	<b>LG</b>	<b>TD</b>		
Rushing	10	13	Williams, K.	20	494	24.7	90	0		
Passing	12	31	Porter	18	336	18.7	28	0		
Defense/Kicking	2/1	0/1	Anderson, L.	18	309	17.2	26	0		
			Dixon	2	23	11.5	14	0		
			Moore	2	40	20.0	23	0		
			Bouza	1	-4	-4.0	-4	0		
			Beach	1	0	0.0	0	0		
			<b>COLTS</b>	<b>62</b>	<b>1198</b>	<b>19.3</b>	<b>90</b>	<b>0</b>		
			<b>OPPONENTS</b>	<b>61</b>	<b>1138</b>	<b>18.7</b>	<b>38</b>	<b>0</b>		

By Periods	1	2	3	4	OT	Total
<b>COLTS</b>	44	86	57	68	9	264
<b>OPPONENTS</b>	62	136	52	102	0	354

Scoring	TDR	TDP	TDRt	PAT	FG	S	TP
Allegre				22-24	30-35		112
Butler	4	3					42
McMillan	5	1					36
Porter		4					24
Butler		3					18
Anderson, L.			1				6
Cooks			1				6
Anderson, K.	1		1				6
Thompson			1				6
<b>COLTS</b>	10	12	3	22-24	30-35	1	264
<b>OPPONENTS</b>	13	31	1	42-45	14-23		354

**SACKS:** Colts 41.0; Opponents 47.0; Maxwell 11-90; Bracelin 5-50.5; Wisniewski 5-41; Cooks 5-33; Thompson 4-27; Ballard 2-7; Waechter 1.5-13.5; Parker 1.5-13; Odom 1-11; Krauss 1-9; Glasgow 1-6; Shiver 1-2; K. Williams 1-3; K. Anderson .5-4

## USUAL STARTERS

	OFFENSE	DEFENSE	
WR	Matt Bouza	LDE	Donnell Thompson
	Tracy Porter	NT	Leo Wisniewski
LT	Karl Baldischwiiler	RDE	Steve Parker
LG	Chris Hinton	L0LB	Greg Bracelin
C	Ray Donaldson	L1LB	Johnnie Cooks
RG	Steve Wright	R1LB	Barry Krauss
RT	Jeff Hart	ROLB	Vernon Maxwell
TE	Tim Sherwin	LCB	James Burroughs
WR	Ray Butler	RCB	Derrick Hatchett
	Bernard Henry		Tate Randle
QB	Mike Pagel	SS	Larry Anderson
RB	Curtis Dickey	FS	Nesby Glasgow
RB	Randy McMillan		

	Att.	Comp.	Yds.	Pct.	Avg./Att.	TD	TD%	Int.	Int.%	LG	Sacked	Rating
Pagel	328	163	2353	49.7	7.17	12	3.7	17	5.2	72t	40/278	64.0
Herrmann	36	18	256	50.0	7.11	0	0.0	3	8.3	35	7/ 62	38.8
Reed	10	6	34	60.0	3.40	0	0.0	1	10.0	16	0/ 0	26.7
Porter	2	1	20	50.0	10.00	0	0.0	1	0.0	20	0/ 0	45.8
Butler	1	0	0	0.0	0.00	0	0.0	0	0.0	0	0/ 0	39.6
<b>COLTS</b>	<b>377</b>	<b>188</b>	<b>2663</b>	<b>49.9</b>	<b>7.06</b>	<b>12</b>	<b>3.2</b>	<b>22</b>	<b>5.8</b>	<b>72t</b>	<b>47/340</b>	<b>59.4</b>
<b>OPPONENTS</b>	<b>488</b>	<b>281</b>	<b>3832</b>	<b>57.6</b>	<b>7.85</b>	<b>31</b>	<b>6.4</b>	<b>20</b>	<b>4.0</b>	<b>85t</b>	<b>41/310</b>	<b>87.4</b>



# 1984 COLTS STATISTICS



Date	Results	Opponent	Attendance	Rushing	No.	Yds.	Avg.	LG
9/ 2	L 14-23	N.Y. JETS	60,398	McMillan	163	705	4.3	31t
9/ 9	W 35-21	@ Houston	43,820	Dickey	131	523	4.0	30
9/16	L 33-34	ST. LOUIS	60,274	Middleton	92	275	3.0	20
9/23	L 7-44	@ Miami	55,413	Pagel	26	149	5.7	23
9/30	W 31-17	BUFFALO	60,032	Schlichter	19	145	7.6	22
10/ 7	L 7-35	WASHINGTON	60,012	Moore	38	127	3.3	18
10/14	L 7-16	@ Philadelphia	50,277	Wonsley	37	111	3.0	13
10/21	W 17-16	PITTSBURGH	60,026	Stark	2	0	0.0	0
10/28	L 3-22	@ Dallas	58,724	Smith	2	-10	-5.0	-3
11/ 4	L 10-38	SAN DIEGO	60,143	<b>COLTS</b>	<b>510</b>	<b>2025</b>	<b>4.0</b>	<b>31t</b>
11/11	W 9- 5	@ N.Y. Jets	51,066	<b>OPPONENTS</b>	<b>559</b>	<b>2007</b>	<b>3.6</b>	<b>30</b>
11/18	L 17-50	NEW ENGLAND	60,009	<b>Receiving</b>	<b>No.</b>	<b>Yds.</b>	<b>Avg.</b>	<b>LG</b>
11/25	L 7-21	@ L.A. Raiders	40,289	Butler	43	664	15.4	74
12/ 2	L 15-21	@ Buffalo	20,693	Porter	39	590	15.1	63
12/ 9	L 17-35	MIAMI	60,411	Bouza	22	270	12.3	22
12/16	L 10-16	@ New England	22,383	McMillan	19	201	10.6	44
				Middleton	15	112	7.5	16
				Young	14	164	11.7	28
				Dickey	14	135	9.6	33
				Sherwin	11	169	15.4	26
				Henry	11	139	12.6	19
				Moore	9	52	5.8	12
				Wonsley	9	47	5.2	17
				<b>COLTS</b>	<b>206</b>	<b>2543</b>	<b>12.3</b>	<b>74t</b>
				<b>OPPONENTS</b>	<b>298</b>	<b>3890</b>	<b>13.1</b>	<b>80t</b>

Team Statistics	Colts	Opp
TOTAL FIRST DOWNS	254	343
Rushing	114	124
Passing	117	194
Penalty	23	25
3rd Dwn. M/A/Pct.	65/214/29.9	97/229/42.4
4th Dwn. M/A/Pct.	15/24/62.5	8/17/47.0
TOTAL NET YARDS	4132	5577
Avg. Per Game	258.3	348.6
Total Plays	979	1116
Avg. Per Play	4.2	5.0
NET YARDS RUSHING	2025	2007
Avg. Per Game	126.6	125.4
Total Rushes	510	559
NET YARDS PASSING	2107	3570
Avg. Per Game	131.7	223.1
Tackled/Yards Lost	58/436	42/320
Gross Yards	2543	3890
Att./Completions	411/206	515/298
Completion Pct.	50.1	57.9
Had Intercepted	22	18
PUNTS/AVERAGE	98/44.7	80/42.0
NET PUNTING AVG.	37.2	36.6
PENALTIES/YARDS	95/798	98/813
FUMBLES/BALL LOST	35/17	29/13
TOUCHDOWNS	28	50
Rushing	13	16
Passing	13	31
Defense/Kicking	1/1	3/0

Interceptions	No.	Yds.	Avg.	LG	TD
Daniel	6	25	4.2	18	0
Randle	3	66	22.0	54	0
Krauss	3	20	6.7	18	0
Burroughs	3	9	3.0	6	0
Kafentzis	1	59	59.0	59t	0
Glasgow	1	8	8.0	8	0
Davis	1	3	3.0	3	0
<b>COLTS</b>	<b>18</b>	<b>190</b>	<b>10.6</b>	<b>59t</b>	<b>0</b>
<b>OPPONENTS</b>	<b>22</b>	<b>423</b>	<b>19.2</b>	<b>50</b>	<b>0</b>

Punting	No.	Yds.	Avg.	TB	In20	LG
Stark	98	4383	44.7	7	21	72
<b>COLTS</b>	<b>98</b>	<b>4383</b>	<b>44.7</b>	<b>7</b>	<b>21</b>	<b>72</b>
<b>OPPONENTS</b>	<b>80</b>	<b>3363</b>	<b>42.0</b>	<b>8</b>	<b>29</b>	<b>66</b>

Punt Returns	No.	FC	Yds.	Avg.	LG
Anderson	27	7	182	6.7	19
Glasgow	7	2	79	11.3	35
Bouza	3	3	17	5.7	11
Padjen	1	0	0	0.0	0
<b>COLTS</b>	<b>38</b>	<b>12</b>	<b>278</b>	<b>7.3</b>	<b>35</b>
<b>OPPONENTS</b>	<b>62</b>	<b>15</b>	<b>600</b>	<b>9.7</b>	<b>38</b>

Kickoff Returns	No.	Yds.	Avg.	LG
Anderson	22	525	23.9	69
Smith	32	651	20.3	96t
Kafentzis	5	69	13.8	22
Wonsley	4	52	13.0	20
Moore	2	19	9.5	10
Middleton	1	11	11.0	11
Hathaway	1	2	2.0	2
Sherwin	1	2	2.0	2
Radachowsky	1	0	0.0	0
<b>COLTS</b>	<b>69</b>	<b>1331</b>	<b>19.3</b>	<b>96t</b>
<b>OPPONENTS</b>	<b>42</b>	<b>849</b>	<b>20.2</b>	<b>45</b>

**SACKS:** Colts 42.0; Opponents 58.0; Cooks 11.5-103; Maxwell 8.5-57; Wisniewski 7-45; Thompson 4-29; Odom 3-31; White 2-16; Bracelin 2-14; Winter 2-11; Krauss 1-8; Parker 1-6

## USUAL STARTERS

OFFENSE				DEFENSE			
WR	Tracy Porter	LDE	Donnell Thompson				
LT	Chris Hinton,	NT	Leo Wisniewski				
	Steve Wright	RDE	Blaise Winter				
LG	Ben Utt	LOLB	Johnie Cooks				
C	Ray Donaldson	LILB	Cliff Odom				
RG	Ron Solt	RILB	Barry Krauss				
RT	Jim Mills	ROLB	Vernon Maxwell				
TE	Dave Young	LCB	Preston Davis				
WR	Ray Butler	RCB	Eugene Daniel				
QB	Mike Pagel	SS	Mark Kafentzis				
RB	Curtis Dickey	FS	Nesby Glasgow				
RB	Randy McMillan						

Passing	Att.	Comp.	Yds.	Pct.	Avg./Att.	TD	TD%	Int.	Int.%	LG	Sacked	Rat
Pagel	212	114	1426	53.8	6.73	8	3.8	8	3.8	54t	28/201	7
Schlichter	140	62	702	44.3	5.01	3	2.1	7	5.0	54	23/170	46.2
Herrmann	56	29	352	51.8	6.29	1	1.8	6	10.7	74t	7/ 65	37.8
Dickey	1	1	63	100.0	63.00	1	100.0	0	0.0	63t	0/ 0	158.3
Moore	1	0	0	0.0	0.00	0	0.0	0	0.0	0	0/ 0	39.6
Stark	1	0	0	0.0	0.00	0	0.0	1	100.0	0	0/ 0	0
<b>COLTS</b>	<b>411</b>	<b>206</b>	<b>2543</b>	<b>50.1</b>	<b>6.19</b>	<b>13</b>	<b>3.2</b>	<b>22</b>	<b>5.4</b>	<b>74t</b>	<b>58/436</b>	<b>5</b>
<b>OPPONENTS</b>	<b>515</b>	<b>298</b>	<b>3890</b>	<b>57.9</b>	<b>7.55</b>	<b>31</b>	<b>6.0</b>	<b>18</b>	<b>3.5</b>	<b>80t</b>	<b>42/320</b>	<b>81.0</b>



# 1985 COLTS STATISTICS

Date	Results	Opponent	Attendance	Rushing	No.	Yds.	Avg.	LG	TD
8/18	L 3-45	@ Pittsburgh	57,249	Gill	45	262	5.8	67	2
9/15	L 13-30	@ Miami	53,693	Pagel	25	160	6.4	29	2
9/22	W 14-6	DETROIT	60,042	Middleton	13	35	2.7	13	1
9/29	L 20-25	@ N.Y. Jets	61,987	Dickey	9	34	3.8	11	0
10/6	W 49-17	BUFFALO	60,003	Kofler	4	33	8.3	23	1
10/13	L 10-15	DENVER	60,128	Martin	1	23	23.0	23	0
10/20	L 9-21	@ Buffalo	28,430	Capers	3	18	6.0	20t	1
10/27	W 37-10	GREEN BAY	59,708	Schlichter	2	13	6.5	9	0
11/3	L 17-35	N.Y. JETS	59,683	Butler	1	-1	-1.0	-1	0
11/10	L 15-34	@ New England	54,176	<b>COLTS</b>	<b>485</b>	<b>2439</b>	<b>5.0</b>	<b>67</b>	<b>22</b>
11/17	L 20-34	MIAMI	59,666	<b>OPPONENTS</b>	<b>539</b>	<b>2145</b>	<b>4.0</b>	<b>28</b>	<b>20</b>
11/24	L 7-20	@ Kansas City	21,762	<b>Receiving</b>	<b>No.</b>	<b>Yds.</b>	<b>Avg.</b>	<b>LG</b>	<b>TD</b>
12/1	L 31-38	NEW ENGLAND	56,740	Beach	36	376	10.4	30	6
12/8	L 10-17	@ Chicago	59,997	Wonsley	30	257	8.6	26	0
12/15	W 31-23	@ Tampa Bay	25,577	Bouza	27	381	14.1	40	2
12/22	W 34-16	HOUSTON	55,818	Capers	25	438	17.5	80t	4

Team Statistics	Colts	Opp
TOTAL FIRST DOWNS	282	330
Rushing	131	124
Passing	130	192
Penalty	21	14
3rd Dwn. M/A/Pct.	81/215/37.7	103/229/45.0
4th Dwn. M/A/Pct.	12/17/70.6	10/14/71.4
TOTAL NET YARDS	5006	5599
Avg. Per Game	312.9	349.9
Total Plays	988	1079
Avg. Per Play	5.1	5.2
NET YARDS RUSHING	2439	2145
Avg. Per Game	152.4	134.1
Total Rushes	485	539
NET YARDS PASSING	2567	3454
Avg. Per Game	160.4	215.9
Tackled/Yards Lost	35/244	36/267
Gross Yards	2811	3721
Int./Completions	468/235	504/275
Completion Pct.	50.2	54.6
Passes Intercepted	20	16
PUNTS/AVERAGE	80/44.8	72/41.4
NET PUNTING AVG.	34.2	33.0
PENALTIES/YARDS	87/678	90/699
FUMBLE/BALL LOST	27/14	32/17
TOUCHDOWNS	39	45
Rushing	22	20
Passing	15	24
Defense/Kicking	1/1	0/1

Score By Periods	1	2	3	4	Total
<b>COLTS</b>	65	98	52	105	320
<b>OPPONENTS</b>	81	145	64	96	386

Scoring	TDR	TD	TD	PAT	FG	S	TP
Allegre				36-39	16-26	1	84
McMillan	7						42
Beach		6					36
Wonsley	6						36
Capers	1	4					30
Bentley	2						12
Bouza		2					12
Butler		2					12
Pagel	2						12
McMillan							6
Martin			1				6
Middleton	1						6
Young			1				6
Williams		1					6
Middleton						1	2

FGS	1-19	20-29	30-39	40-49	50+	Tot.
Allegre	0-0	9-11	5-6	2-6	0-3	16-26
<b>COLTS</b>	0-0	9-11	5-6	2-6	0-3	16-26
<b>OPPONENTS</b>	20-24	1-4	1-4	1-5	25-31	386

Player	Att.	Comp.	Yds.	Pct.	Avg./Att.	TD	TD%	Int.	Int.%	LG	Sacked	Rating
Allegre	393	199	2414	50.5	6.13	14	3.6	15	3.8	80t	25/180	66.0
Kofler	48	23	284	47.9	5.92	1	2.1	3	6.3	33t	8/58	47.5
Schlichter	25	12	107	48.0	4.28	0	0.0	2	8.0	16	2/6	26.7
Bentley	1	1	6	100.0	6.00	0	0.0	0	0.0	6	0/0	158.3
Beach	1	0	0.0	0.0	0.00	0	0.0	0	0.0	0	0/0	0.0
<b>COLTS</b>	<b>468</b>	<b>235</b>	<b>2811</b>	<b>50.2</b>	<b>6.00</b>	<b>15</b>	<b>3.2</b>	<b>20</b>	<b>4.3</b>	<b>80t</b>	<b>35/244</b>	<b>61.6</b>
<b>OPPONENTS</b>	<b>504</b>	<b>275</b>	<b>3721</b>	<b>54.6</b>	<b>7.38</b>	<b>24</b>	<b>4.8</b>	<b>16</b>	<b>3.2</b>	<b>59</b>	<b>36/267</b>	<b>81.1</b>

## USUAL STARTERS

OFFENSE	DEFENSE
WR Wayne Capers	LDE Donnell Thompson
LT Chris Hinton	NT Brad White
LG Ben Utt	RDE Chris Scott
C Ray Donaldson	LOLB Johnnie Cooks
RG Ron Solt	LILB Cliff Odom
RT Karl Baldischwiler	RILB Barry Krauss
TE Pat Beach	ROLB Duane Bickett
WR/TE Ray Butler,	LCB Preston Davis
Mark Boyer	RCB Eugene Daniel
QB Mike Pagel	SS Nesby Glasgow
RB Randy McMillan	FS Anthony Young
RB George Wonsley	



# 1986 COLTS STATISTICS



Date	Results	Opponent	Attendance	Rushing	No.	Yds.	Avg.	LG
9/ 7	L 3-33	@ New England	55,208	Wonsley	60	214	3.6	46
9/14	L 10-30	@ Miami	51,848	Trudeau	13	21	1.6	8
9/21	L 7-24	L.A. RAMS	59,012	Kiel	3	20	6.7	9
9/28	L 7-26	N.Y. JETS	56,075	Hogeboom	10	20	2.0	6
10/ 5	L 14-35	@ San Francisco	57,252	Bouza	1	12	12.0	12
10/12	L 14-17	NEW ORLEANS	53,512	Capers	1	11	11.0	11
10/19	L 13-24	@ Buffalo	50,050	Brooks	4	5	1.3	12
10/26	L 13-17	MIAMI	58,350	<b>COLTS</b>	<b>407</b>	<b>1491</b>	<b>3.7</b>	<b>70t</b>
11/ 2	L 9-24	CLEVELAND	57,962	<b>OPPONENTS</b>	<b>517</b>	<b>1962</b>	<b>3.8</b>	<b>40</b>
11/ 9	L 21-30	NEW ENGLAND	56,890	<b>Receiving</b>	<b>No.</b>	<b>Yds.</b>	<b>Avg.</b>	<b>LG</b>
11/16	L 16-31	@ N.Y. Jets	65,149	Bouza	71	830	11.7	33
11/23	L 17-31	@ Houston	31,792	Brooks	65	1131	17.4	84t
11/30	L 3-17	SAN DIEGO	47,950	McMillan	34	289	8.5	45
12/ 7	W 28-23	@ Atlanta	30,397	Beach	25	265	10.6	26
12/14	W 24-14	BUFFALO	52,783	Bentley	25	230	9.2	38
12/21	W 30-24	@ L.A. Raiders	41,349	Boyer	22	237	10.8	38

Team Statistics	Colts	Opp
TOTAL FIRST DOWNS	278	334
Rushing	77	123
Passing	173	185
Penalty	28	26
3rd Dwn. M/A/Pct.	78/225/34.7	86/206/41.7
4th Dwn. M/A/Pct.	10/29/34.5	15/20.0
TOTAL NET YARDS	4700	5701
Avg. Per Game	293.8	356.3
Total Plays	1046	1051
Avg. Per Play	4.5	5.4

NET YARDS RUSHING	Colts	Opp
NET YARDS RUSHING	1491	1962
Avg. Per Game	93.2	122.6
Total Rushes	407	517
NET YARDS PASSING	3209	3739
Avg. Per Game	200.6	233.7
Tackled/Yards Lost	53/406	24/194
Gross Yards	3615	3933
Att./Completions	586/300	510/306
Completion Pct.	51.2	60.0
Had Intercepted	24	16
PUNTS/AVERAGE	81/44.7	67/40.7
NET PUNTING AVG.	36.9	35.5
PENALTIES/YARDS	99/880	100/728
FUMBLES/BALL LOST	41/20	41/19
TOUCHDOWNS	27	47
Rushing	10	14
Passing	16	28
Defense/Kicking	0/1	4/1

Interceptions	No.	Yds.	Avg.	LG
Interceptions	No.	Yds.	Avg.	LG
Coleman	4	36	9.0	31
Hicks	2	16	8.0	16
Bickett	2	10	5.0	10
Daniel, E.	2	6	3.0	3
Daniel, K.	2	5	2.5	5
Holt	1	80	80.0	80
Hand	1	8	8.0	8
Armstrong	1	4	4.0	4
Cooks	1	1	1.0	1
<b>COLTS</b>	<b>16</b>	<b>166</b>	<b>10.4</b>	<b>80</b>
<b>OPPONENTS</b>	<b>24</b>	<b>310</b>	<b>12.9</b>	<b>40</b>

Punting	No.	Yds.	Avg.	TB	In20	LG
Punting	No.	Yds.	Avg.	TB	In20	LG
Stark	76	3432	45.2	5	23	63
Kiel	5	190	38.0	0	0	43
<b>COLTS</b>	<b>81</b>	<b>3622</b>	<b>44.7</b>	<b>5</b>	<b>23</b>	<b>63</b>
<b>OPPONENTS</b>	<b>67</b>	<b>2725</b>	<b>40.7</b>	<b>4</b>	<b>21</b>	<b>60</b>

Punt Returns	No.	FC	Yds.	Avg.	LG
Punt Returns	No.	FC	Yds.	Avg.	LG
Brooks	18	7	141	7.8	18
Martin	17	5	109	6.4	25
Jackson	0	1	0	0.0	0
<b>COLTS</b>	<b>35</b>	<b>13</b>	<b>250</b>	<b>7.1</b>	<b>25</b>
<b>OPPONENTS</b>	<b>52</b>	<b>5</b>	<b>533</b>	<b>10.3</b>	<b>71t</b>

Kickoff Returns	No.	Yds.	Avg.	LG
Kickoff Returns	No.	Yds.	Avg.	LG
Bentley	32	687	21.5	37
Martin	21	385	18.3	27
Brooks	8	143	17.9	24
Daniel, K.	5	109	21.8	30
Gill	5	73	14.6	28
Wonsley	2	31	15.5	20
Williams	1	15	15.0	15
<b>COLTS</b>	<b>74</b>	<b>1443</b>	<b>19.5</b>	<b>37</b>
<b>OPPONENTS</b>	<b>43</b>	<b>827</b>	<b>19.2</b>	<b>41</b>

**SACKS:** Colts 24.0; Opponents 53.0; Bickett 6-58; Hand 5-32; Thompson 4-18.5; Armstrong 3-18; Ahrens 2-26; Cooks 1-13; Odom 1-10; Broughton 1-9; Kellar 1-6.5

## USUAL STARTERS

FGS	1-19	20-29	30-39	40-49	50+	Tot.
Biasucci	0-0	4-4	2-5	5-8	2-8	13-25
<b>COLTS</b>	<b>0-0</b>	<b>4-4</b>	<b>2-5</b>	<b>5-8</b>	<b>2-8</b>	<b>13-25</b>
<b>OPP.</b>	<b>2-2</b>	<b>7-8</b>	<b>9-13</b>	<b>6-10</b>	<b>0-2</b>	<b>24-35</b>
Biasucci:	(25,56)	(23)	(60)	(48)	(1)	(49,54)
(37,46,44)	(39,45)	(40)	(1)	(56,54)	(37)	(40,27)
(52)	(32,30,52)	(52,40,20)				
OPP.:	(38,39,49,25)	(27,45)	(46)	(34,48,47,24)		
(1)	(30,46)	(37,50,46)	(29,37)	(51,38)	(38,31,24)	
(32)	(34,32)	(19,43,26)	(19,45,26)	(46)	(20,32)	


Rushing	No.	Yds.	Avg.	LG	TD
Rushing	No.	Yds.	Avg.	LG	TD
McMillan	189	609	3.2	28	3
Bentley	73	351	4.8	70t	3
Gill	53	228	4.3	18	1

Passing	Att.	Comp.	Yds.	Pct.	Avg./Att.	TD	TD%	Int.	Int.%	LG	Sacked	Rating
Passing	Att.	Comp.	Yds.	Pct.	Avg./Att.	TD	TD%	Int.	Int.%	LG	Sacked	Rating
Trudeau	417	204	2225	48.9	5.34	8	1.9	18	4.3	84t	29/213	53.6
Hogeboom	144	85	1154	59.0	8.01	6	4.2	6	4.2	60	18/144	81.2
Kiel	25	11	236	44.0	9.44	2	8.0	0	0.0	50	5/42	10.0
<b>COLTS</b>	<b>586</b>	<b>300</b>	<b>3615</b>	<b>51.2</b>	<b>6.17</b>	<b>16</b>	<b>2.7</b>	<b>24</b>	<b>4.1</b>	<b>84t</b>	<b>53/406</b>	<b>6</b>
<b>OPPONENTS</b>	<b>510</b>	<b>306</b>	<b>3933</b>	<b>60.0</b>	<b>7.71</b>	<b>28</b>	<b>5.5</b>	<b>16</b>	<b>3.1</b>	<b>72t</b>	<b>24/194</b>	<b>8</b>





# 1988 COLTS STATISTICS



Date	Results	Opponent	Attendance	Rushing	No.	Yds.	Avg.	LG
9/ 4	L 14-17	HOUSTON	OT 57,251	Bentley	45	230	5.1	20
9/11	L 13-17	CHICAGO	60,503	Chandler	46	139	3.0	29t
9/19	L 17-23	@ Cleveland	75,148	Verdin	8	77	9.6	44
9/25	W 15-13	MIAMI	59,638	Brooks	5	62	12.4	38
10/ 2	L 17-21	@ New England	58,050	Wonsley	26	48	1.8	4
10/ 9	L 23-34	@ Buffalo	76,018	Turner	16	42	2.6	14
10/16	W 35-31	TAMPA BAY	53,135	Hogeboom	11	-8	-0.7	6
10/23	W 16- 0	@ San Diego	37,322	<b>COLTS</b>	<b>545</b>	<b>2249</b>	<b>4.1</b>	<b>44</b>
10/31	W 55-23	DENVER	60,544	<b>OPPONENTS</b>	<b>447</b>	<b>1694</b>	<b>3.8</b>	<b>29</b>
11/ 6	W 38-14	N.Y. JETS	59,233	<b>Receiving</b>	<b>No.</b>	<b>Yds.</b>	<b>Avg.</b>	<b>LG</b>
11/13	W 20-13	@ Green Bay	53,492	Brooks	54	867	16.1	53t
11/20	L 3-12	@ Minnesota	58,342	Dickerson	36	377	10.5	50t
11/27	W 24-21	NEW ENGLAND	58,157	Boyer	27	256	9.5	24t
12/ 4	W 31-28	@ Miami	45,236	Bentley	26	252	9.7	21
12/10	L 16-34	@ N.Y. Jets	46,284	Beach	26	235	9.0	23
12/18	W 17-14	BUFFALO	59,908	Bouza	25	342	13.7	28

Team Statistics	Colts	Opp
TOTAL FIRST DOWNS	311	315
Rushing	153	109
Passing	130	184
Penalty	28	22
3rd Dwn. M/A/Pct.	64/186/34.4	88/204/43.1
4th Dwn. M/A/Pct.	11/20/55.0	9/16/56.3
TOTAL NET YARDS	4870	5296
Avg. Per Game	304.4	331.0
Total Plays	982	1016
Avg. Per Play	5.0	5.2
NET YARDS RUSHING	2249	1694
Avg. Per Game	140.6	105.9
Total Rushes	545	447
NET YARDS PASSING	2621	3602
Avg. Per Game	163.8	225.1
Tackled/Yards Lost	34/244	30/201
Gross Yards	2865	3803
Att./Completions	403/222	539/321
Completion Pct.	55.1	59.6
Had Intercepted	22	15
PUNTS/AVERAGE	64/43.5	68/39.4
NET PUNTING AVG.	34.5	33.6
PENALTIES/YARDS	89/657	118/965
FUMBLES/BALL LOST	20/8	32/20
TOUCHDOWNS	40	38
Rushing	23	14
Passing	15	21
Defense/Kicking	1/1	1/2

Receiving	No.	Yds.	Avg.	LG
Brooks	54	867	16.1	53t
Dickerson	36	377	10.5	50t
Boyer	27	256	9.5	24t
Bentley	26	252	9.7	21
Beach	26	235	9.0	23
Bouza	25	342	13.7	28
Verdin	20	437	21.9	54
Bellini	5	64	12.8	25
Baldinger	1	37	37.0	37
Hinton	1	1	1.0	1
Donaldson	1	-3	-3.0	-3
<b>COLTS</b>	<b>222</b>	<b>2865</b>	<b>12.9</b>	<b>58</b>
<b>OPPONENTS</b>	<b>321</b>	<b>3803</b>	<b>11.8</b>	<b>58</b>

Interceptions	No.	Yds.	Avg.	LG	TD
Tullis	4	36	9.0	20	
Prior	3	46	15.3	23	
Bickett	3	7	2.3	7	
Goode	2	53	26.5	35	0
Daniel	2	44	22.0	41t	1
Krauss	1	3	3.0	3	0
<b>COLTS</b>	<b>15</b>	<b>189</b>	<b>12.6</b>	<b>41t</b>	
<b>OPPONENTS</b>	<b>22</b>	<b>291</b>	<b>13.2</b>	<b>44t</b>	

Punting	No.	Yds.	Avg.	TB	In20	LG	Blk.
Stark	64	2784	43.5	8	15	65	0
<b>COLTS</b>	<b>64</b>	<b>2784</b>	<b>43.5</b>	<b>8</b>	<b>15</b>	<b>65</b>	<b>0</b>
<b>OPPONENTS</b>	<b>68</b>	<b>2677</b>	<b>39.4</b>	<b>7</b>	<b>25</b>	<b>74</b>	

Punt Returns	No.	FC	Yds.	Avg.	LG	TD
Verdin	22	7	239	10.9	73t	1
Brooks	3	0	15	5.0	8	0
Prior	1	5	0	0.0	0	0
<b>COLTS</b>	<b>26</b>	<b>12</b>	<b>254</b>	<b>9.8</b>	<b>73t</b>	
<b>OPPONENTS</b>	<b>37</b>	<b>3</b>	<b>418</b>	<b>11.3</b>	<b>59t</b>	

Score By Periods	1	2	3	4	OT	Total
<b>COLTS</b>	<b>77</b>	<b>135</b>	<b>61</b>	<b>81</b>	<b>0</b>	<b>354</b>
<b>OPPONENTS</b>	<b>55</b>	<b>88</b>	<b>48</b>	<b>121</b>	<b>3</b>	<b>315</b>

Scoring	TDR	TDPT	TDRT	PAT	FG	S	TP
Biasucci				39-40	25-32		114
Dickerson	14	1					90
Verdin		4	1				30
Bouza		4					24
Bentley	2	1					18
Brooks		3					18
Chandler	3						18
Boyer		2					12
Turner	2						12
Daniel			1				6
Hogeboom	1						6
Wonsley	1						6
<b>COLTS</b>	<b>23</b>	<b>15</b>	<b>2</b>	<b>39-40</b>	<b>25-32</b>		<b>354</b>
<b>OPPONENTS</b>	<b>14</b>	<b>21</b>	<b>3</b>	<b>36-38</b>	<b>17-25</b>		<b>315</b>

Kickoff Returns	No.	Yds.	Avg.	LG	TD
Bentley	39	775	19.9	40	0
Verdin	7	145	20.7	32	
Banks	4	56	14.0	20	
Beach	1	35	35.0	35	
Wright	1	22	22.0	22	0
<b>COLTS</b>	<b>52</b>	<b>1033</b>	<b>19.9</b>	<b>40</b>	<b>0</b>
<b>OPPONENTS</b>	<b>67</b>	<b>1480</b>	<b>22.1</b>	<b>95t</b>	<b>1</b>

**SACKS:** Colts 30.0; Opponents 34.0; Hand 5-3; Bickett 3.5-24; Thompson 3-30; Alston 3-2; Johnson 3-16; Darby 2-15; Armstrong 2-8; Odum 2-7; TEAM 2-16; Swoope 1-10; Herrod 1-9; Prior 1-6; Tullis 1-0; Wright .5-4

## USUAL STARTERS

FGS	1-19	20-29	30-39	40-49	50+	Tot.
Biasucci	0- 0	8- 8	5- 6	6-10	6-8	25-32
<b>COLTS</b>	<b>0- 0</b>	<b>8- 8</b>	<b>5- 6</b>	<b>6-10</b>	<b>6-8</b>	<b>25-32</b>
<b>OPP.</b>	<b>1- 1</b>	<b>7- 9</b>	<b>4- 6</b>	<b>5- 7</b>	<b>0-2</b>	<b>17-25</b>

OFFENSE	DEFENSE
WR Bill Brooks	LDE Donnell Thomp
LT Chris Hinton	NT Joe Klecko
LG Randy Dixon	RDE Jon Hand
C Ray Donaldson	LOLB O'Brien Alston
RG Ben Utt	LILB Freddy Young
RT Joel Patten	RILB Barry Krauss
TE Pat Beach	ROLB Duane Bickett
WR Clarence Verdin	LCB Willie Tullis,
QB Chris Chandler	Chris Goode
RB Eric Dickerson	Eugene Daniel
H-B Mark Boyer	SS Freddie Robinson
	FS Mike Prior

Biasucci: (57) (38,53) (30) (50,34,41,51,51,25) (20) (31,49,40,22) (1) (20,44,51) (31,39,27) (48,51) (20,25) (44,42) (28) (47) (45) (52,48) OPP.: (47,26,35) (40,37) (21,29,40) (1) (31) (52,45,19) (39) (1) (27) (51) (22,20) (25,26,30,49) (43,27) (1) (35,46)

Rushing	No.	Yds.	Avg.	LG	TD
Dickerson	388	1659	4.3	41t	14

Passing	Att.	Comp.	Yds.	Pct.	Avg./Att.	TD	TD%	Int.	Int.%	LG	Sacked	Rating
Chandler	233	129	1619	55.4	6.95	8	3.4	12	5.2	54	18/128	67.7
Hogeboom	131	76	996	58.0	7.60	7	5.3	7	5.3	58	12/ 88	77.7
Trudeau	34	14	158	41.2	4.65	0	0.0	3	8.8	48	2/ 13	19.0
Turner	4	3	92	75.0	23.00	0	0.0	0	0.0	37	2/ 15	116.7
Bentley	1	0	0	0.0	0.00	0	0.0	0	0.0	0	0/ 0	39.0
<b>COLTS</b>	<b>403</b>	<b>222</b>	<b>2865</b>	<b>55.1</b>	<b>7.11</b>	<b>15</b>	<b>3.7</b>	<b>22</b>	<b>5.5</b>	<b>58</b>	<b>34/244</b>	<b>67.7</b>
<b>OPPONENTS</b>	<b>539</b>	<b>321</b>	<b>3803</b>	<b>59.6</b>	<b>7.06</b>	<b>21</b>	<b>3.9</b>	<b>15</b>	<b>2.8</b>	<b>58</b>	<b>30/201</b>	<b>82.0</b>



# 1989 COLTS STATISTICS

Date	Results	Opponent	Attendance	Rushing	No.	Yds.	Avg.	LG	TD
10/1	L 24-30	SAN FRANCISCO	60,111	Dickerson	314	1311	4.2	21t	7
9/17	L 17-31	@ L.A. Rams	63,995	Bentley	75	299	4.0	22	1
9/24	W 13-9	ATLANTA	57,816	Trudeau	35	91	2.6	17	2
10/1	W 17-10	@ N.Y. Jets	65,542	Chandler	7	57	8.1	23	1
8	W 37-14	BUFFALO	58,890	Hunter	13	47	3.6	11	0
15	L 3-14	@ Denver	74,680	Verdin	4	39	9.8	26	0
22	W 23-12	@ Cincinnati	57,642	Rison	3	18	6.0	18	0
10/29	L 20-23	NEW ENGLAND OT	59,356	Ramsey	4	5	1.3	3	0
11/5	L 13-19	@ Miami	52,680	Brooks	2	-3	-1.5	0	0
11/12	L 7-30	@ Buffalo	79,256	Stark	1	-11	-11.0	-11	0
19	W 27-10	N.Y. JETS	58,236	<b>COLTS</b>	<b>458</b>	<b>1853</b>	<b>4.0</b>	<b>26</b>	<b>11</b>
26	W 10-6	SAN DIEGO	58,822	<b>OPPONENTS</b>	<b>507</b>	<b>2077</b>	<b>4.1</b>	<b>27</b>	<b>10</b>
12/3	L 16-22	@ New England	32,234						
12/10	W 23-17	CLEVELAND OT	58,550						
12/17	W 42-13	MIAMI	55,665						
12/24	L 6-41	@ New Orleans	49,009						

Team Statistics	Colts	Opp
TOTAL FIRST DOWNS	273	336
Rushing	118	126
Passing	140	192
Penalty	15	18
Yds. Per Dwn. M/A/Pct.	72/211/34.1	95/220/43.2
Yds. Per Pct.	7/16/43.8	4/10/40.0
TOTAL NET YARDS	4813	5611
Avg. Per Game	300.8	350.7
Total Plays	979	1109
Avg. Per Play	4.9	5.1

Team Statistics	Colts	Opp
YARDS RUSHING	1853	2077
Avg. Per Game	115.8	129.8
Total Rushes	458	507
NET YARDS PASSING	2960	3534
Avg. Per Game	185.0	220.9
Yards Gained/Carries	28/174	46/384
Gross Yards	3134	3918
Att./Completions	493/253	556/322
Completion Pct.	51.3	57.9
Had Intercepted	17	21

Team Statistics	Colts	Opp
PUNTS/AVERAGE	80/42.4	65/41.6
NET PUNTING AVG.	32.9	34.5
YARDS/TACKLES/YARDS	89/704	103/772
TACKLES/BALL LOST	33/10	34/15
TOUCHDOWNS	34	29
Rushing	11	10
Passing	18	15
Defense/Kicking	2/3	2/2
TIME OF POSSESSION	27:15	32:45

Score By Periods	1	2	3	4	OT	Total
COLTS	53	66	53	120	6	298
OPPONENTS	67	82	58	91	3	301

Player	TDR	TD	PAT	FG	S	TP
Lucas			31-32	21-27		94
Dickerson	7	1				48
Bentley	1	3	1			30
Brooks		4				24
Trudeau		4				24
Beach		2				12
Pruitt		2				12
Trudeau	2					12
Verdin		1	1			12
Chandler	1					6
Brooks			1			6
Prior			1			6
Bickett		1				6
Taylor			1			6
<b>COLTS</b>	<b>11</b>	<b>18</b>	<b>5</b>	<b>31-33</b>	<b>21-27</b>	<b>298</b>
<b>OPPONENTS</b>	<b>10</b>	<b>15</b>	<b>4</b>	<b>29-29</b>	<b>32-43</b>	<b>1 301</b>

Player	1-19	20-29	30-39	40-49	50+	Tot.
Lucas	2-	2-	6-	6-	9-10	3- 5 1-4 21-27
COLTS	2-	2-	6-	6-	9-10	3- 5 1-4 21-27
OPP.	2-	2-	10-10	8-12	10-17	2-2 32-43

Lucas: (50,31,52) (19) (25,29) (38) (32,46,25)  
 Brooks: (9,55) (27) (32,39) (36,48,33) (1) (45,37,31) (22)  
 Chandler: (8) (53,35) (1) (41,23)  
 Trudeau: (30,26,31) (40) (19,34,27) (26) (40) (1)  
 Brooks: (30,29,23,21) (47,38,48,46,51) (18) (42,40,42,32)  
 Lucas: (46,45) (33,44,38) (40,44,37,34,24,50,23)  
 Brooks: (3,39,35) (43,47,44) (21,29)

Player	Att.	Comp.	Yds.	Pct.	Avg./Att.	TD	TD%	Int.	Int. %	LG	Sacked	Rating
Trudeau	362	190	2317	52.5	6.40	15	4.1	13	3.6	71	20/125	71.3
Chandler	80	39	537	48.8	6.71	2	2.5	3	3.8	82t	3/ 17	63.4
Ramsey	50	24	280	48.0	5.60	1	2.0	1	2.0	47	4/ 26	63.8
Bentley	1	0	0	0.0	0.00	0	0.0	0	0.0	0	0/ 0	39.6
Dickerson	0	0	0	0.0	0.00	0	0.0	0	0.0	0	1/ 6	0.0
<b>COLTS</b>	<b>493</b>	<b>253</b>	<b>3134</b>	<b>51.3</b>	<b>6.36</b>	<b>18</b>	<b>3.7</b>	<b>17</b>	<b>3.4</b>	<b>82t</b>	<b>28/174</b>	<b>69.1</b>
<b>OPPONENTS</b>	<b>556</b>	<b>322</b>	<b>3918</b>	<b>57.9</b>	<b>7.05</b>	<b>15</b>	<b>2.7</b>	<b>21</b>	<b>3.8</b>	<b>58t</b>	<b>46/384</b>	<b>73.0</b>

Receiving	No.	Yds.	Avg.	LG	TD
Brooks	63	919	14.6	55t	4
Rison	52	820	15.8	61	4
Bentley	52	525	10.1	61	3
Dickerson	30	211	7.0	22	1
Verdin	20	381	19.1	82t	1
Beach	14	87	6.2	17	2
Boyer	11	58	5.3	15	2
Weathers	6	62	10.3	19t	0
Pruitt	5	71	14.2	40	1
<b>COLTS</b>	<b>253</b>	<b>3134</b>	<b>12.4</b>	<b>82t</b>	<b>18</b>
<b>OPPONENTS</b>	<b>322</b>	<b>3918</b>	<b>12.2</b>	<b>58t</b>	<b>15</b>

Interceptions	No.	Yds.	Avg.	LG	TD
Taylor	7	225	32.1	80t	1
Prior	6	88	14.7	58t	1
Banks	2	13	6.5	11	0
Young	2	2	1.0	6	0
Daniel	1	34	34.0	34	0
Plummer	1	18	18.0	18	0
Bickett	1	6	6.0	6	0
Ball	1	5	5.0	5	0
<b>COLTS</b>	<b>21</b>	<b>391</b>	<b>18.6</b>	<b>80t</b>	<b>2</b>
<b>OPPONENTS</b>	<b>17</b>	<b>345</b>	<b>20.3</b>	<b>92t</b>	<b>2</b>

Punting	No.	Yds.	Avg.	TB	In20	LG	Blk.
Stark	79	3392	42.9	10	14	64	1
<b>COLTS</b>	<b>80</b>	<b>3392</b>	<b>42.4</b>	<b>10</b>	<b>14</b>	<b>64</b>	<b>1</b>
<b>OPPONENTS</b>	<b>65</b>	<b>2702</b>	<b>41.6</b>	<b>7</b>	<b>19</b>	<b>58</b>	<b>2</b>

Punt Returns	No.	FC	Yds.	Avg.	LG	TD
Verdin	23	5	296	12.9	49t	1
Rison	2	2	20	10.0	12	0
Washington	1	0	6	6.0	6	0
Prior	0	3	0	0.0	0	0
<b>COLTS</b>	<b>26</b>	<b>10</b>	<b>322</b>	<b>12.4</b>	<b>49t</b>	<b>1</b>
<b>OPPONENTS</b>	<b>51</b>	<b>7</b>	<b>558</b>	<b>10.9</b>	<b>70t</b>	<b>1</b>

Kickoff Returns	No.	Yds.	Avg.	LG	TD
Verdin	19	371	19.5	29	0
Bentley	17	328	19.3	29	0
Pruitt	12	257	21.4	49	0
Rison	8	150	18.8	30	0
Hunter	4	58	14.5	19	0
<b>COLTS</b>	<b>60</b>	<b>1164</b>	<b>19.4</b>	<b>49</b>	<b>0</b>
<b>OPPONENTS</b>	<b>63</b>	<b>1208</b>	<b>19.2</b>	<b>48</b>	<b>0</b>

**SACKS:** Colts 46.0; Opponents 28.0; Hand 10-85; Johnson 8.5-72.5; Bickett 8-66; Thompson 7-68; Young 2-18; Herrod 2-14; McDonald 2-13; Larson 1-15; TEAM 1-14; Armstrong 1-8; Banks 1-4; Plummer 1-4; Alston 1-1; Clancy .5-1.5

## USUAL STARTERS

OFFENSE	DEFENSE
WR Bill Brooks	LDE Donnell Thompson
LT Chris Hinton	NT Harvey Armstrong
LG Randy Dixon	RDE Jon Hand
C Ray Donaldson	LOLB Chip Banks
RG Ben Utt	LILB Jeff Herrod
RT Kevin Call	RILB Fred Young
TE Pat Beach	ROLB Duane Bickett
WR Andre Rison	LCB Chris Goode
QB Jack Trudeau	John Baylor
RB Eric Dickerson	RCB Eugene Daniel
RB Albert Bentley	SS Michael Ball
	FS Mike Prior



# 1990 COLTS STATISTICS



Date	Results	Opponent	Attendance	Rushing	No.	Yds.	Avg.	LG
9/ 9	L 10-26	@ Buffalo	78,899	Dickerson	166	677	4.1	43
9/16	L 14-16	NEW ENGLAND	49,256	Bentley	137	556	4.1	26t 4
9/23	L 10-24	@ Houston	50,093	Trudeau	10	28	2.8	9 0
9/30	W 24-23	@ Philadelphia	62,067	Clark	7	10	1.4	11 0
10/ 7	W 23-19	KANSAS CITY	54,950	Hester	4	9	2.3	10 0
10/21	L 17-27	DENVER	59,850	George	11	2	0.2	6 0
10/28	L 7-27	MIAMI	59,213	<b>COLTS</b>	<b>335</b>	<b>1282</b>	<b>3.8</b>	<b>43 43</b>
11/ 5	L 7-24	N.Y. GIANTS	58,688	<b>OPPONENTS</b>	<b>513</b>	<b>2212</b>	<b>4.3</b>	<b>32 12</b>
11/11	W 13-10	@ New England	28,924	<b>Receiving</b>	<b>No.</b>	<b>Yds.</b>	<b>Avg.</b>	<b>LG</b>
11/18	W 17-14	N.Y. JETS	47,283	Bentley	71	664	9.4	73 0
11/25	W 34-20	@ Cincinnati	60,051	Brooks	62	823	13.3	75 0
12/ 2	L 17-20	@ Phoenix	31,885	Hester	54	924	17.1	64t 0
12/ 9	L 7-31	BUFFALO	53,268	Morgan	23	364	15.8	42t 5
12/16	W 29-21	@ N.Y. Jets	41,423	Dickerson	18	92	5.1	17 0
12/22	W 35-28	WASHINGTON	58,173	Verdin	14	178	12.7	45 0
12/30	L 17-23	@ Miami	59,547	Beach	12	124	10.3	21 0

Team Statistics	Colts	Opp
TOTAL FIRST DOWNS	245	320
Rushing	81	130
Passing	142	176
Penalty	22	14
3rd Dwn. M/A/Pct.	56/185/30.3	87/204/42.6
4th Dwn. M/A/Pct.	11/18/61.1	7/14/50.0
TOTAL NET YARDS	4155	5614
Avg. Per Game	259.7	350.9
Total Plays	874	1034
Avg. Per Play	4.8	5.4
NET YARDS RUSHING	1282	2212
Avg. Per Game	80.1	138.3
Total Rushes	335	513
NET YARDS PASSING	2873	3402
Avg. Per Game	179.6	212.6
Tackled/Yards Lost	51/424	29/203
Gross Yards	3297	3605
Att./Completions	488/269	492/301
Completion Pct.	55.1	61.2
Had Intercepted	21	9
PUNTS/AVERAGE	72/42.8	58/42.0
NET PUNTING AVG.	37.4	34.4
PENALTIES/YARDS	79/590	104/781
FUMBLES/BALL LOST	23/10	25/15
TOUCHDOWNS	33	36
Rushing	9	12
Passing	22	20
Defense/Kicking	2/0	4/0
TIME OF POSSESSION	26:27	33:33

Score By Periods	1	2	3	4	Total
COLTS	47	68	85	81	281
OPPONENTS	87	128	43	95	353

Scoring	TDR	TDP	TDRt	PAT	FG	S	TP
Biasucci				32-33	17-24		83
Bentley	4	2					36
Hester		6					36
Brooks		5					30
Morgan		5					30
Dickerson	4						24
Johnson		2					12
Beach		1					6
George	1						6
<b>COLTS</b>	<b>9</b>	<b>22</b>	<b>2</b>	<b>32-33</b>	<b>17-24</b>		<b>281</b>
<b>OPPONENTS</b>	<b>12</b>	<b>20</b>	<b>4</b>	<b>35-36</b>	<b>32-43</b>	<b>3</b>	<b>353</b>

FGS	1-19	20-29	30-39	40-49	50+	Tot.
Biasucci	1-1	5-6	7-8	2-4	2-5	17-24
<b>COLTS</b>	<b>1-1</b>	<b>5-6</b>	<b>7-8</b>	<b>2-4</b>	<b>2-5</b>	<b>17-24</b>
<b>OPP.</b>	<b>0-0</b>	<b>11-11</b>	<b>13-17</b>	<b>5-10</b>	<b>3-5</b>	<b>32-43</b>

Biasucci: (24,29) (1) (33) (41) (38,21,42,18) (32,43) (1) (54,38) (52,38) (51,22,26) (49,52) (1) (35,20,37) (1) (39,55)  
 OPP.: (29,44,31,37,43,47) (49,39,27,25) (36,30) (22,49,44,31) (37,39,32,44,35) (39,32,42) (34,53) (23,50) (29) (32,21,29,40) (1) (32,39) (25) (40) (50,53,56,29,27) (36)

Passing	Att.	Comp.	Yds.	Pct.	Avg./Att.	TD	TD%	Int.	Int. %	LG	Sacked	Rating
George	334	181	2152	54.2	6.44	16	4.8	13	3.9	75	37/320	73.0
Trudeau	144	84	1078	58.3	7.49	6	4.2	6	4.2	73	14/104	78.4
Ferguson	8	2	21	25.0	2.63	0	0.0	2	25.0	13	0/ 0	0.0
Herrmann	1	1	6	100.0	6.00	0	0.0	0	0.0	6	0/ 0	91.7
Stark	1	1	40	100.0	40.00	0	0.0	0	0.0	40	0/ 0	118.0
<b>COLTS</b>	<b>488</b>	<b>269</b>	<b>3297</b>	<b>55.1</b>	<b>6.76</b>	<b>22</b>	<b>4.5</b>	<b>21</b>	<b>4.3</b>	<b>75</b>	<b>51/424</b>	<b>73.0</b>
<b>OPPONENTS</b>	<b>492</b>	<b>301</b>	<b>3605</b>	<b>61.2</b>	<b>7.33</b>	<b>20</b>	<b>4.1</b>	<b>9</b>	<b>1.8</b>	<b>66</b>	<b>29/203</b>	<b>89.5</b>

Receiving	No.	Yds.	Avg.	LG	TD
Bentley	71	664	9.4	73	0
Brooks	62	823	13.3	75	0
Hester	54	924	17.1	64t	0
Morgan	23	364	15.8	42t	5
Dickerson	18	92	5.1	17	0
Verdin	14	178	12.7	45	0
Beach	12	124	10.3	21	0
Johnson	5	32	6.4	15t	0
Clark	5	23	4.6	11	0
Simmons	4	33	8.3	12	0
Prior	1	40	40.0	40	0
<b>COLTS</b>	<b>269</b>	<b>3297</b>	<b>12.3</b>	<b>75</b>	<b>2</b>
<b>OPPONENTS</b>	<b>301</b>	<b>3605</b>	<b>12.0</b>	<b>66</b>	<b>2</b>

Interceptions	No.	Yds.	Avg.	LG	TD
Prior	3	66	22.0	36	0
Taylor	2	51	25.5	40	0
Grant	1	25	25.0	25t	0
Herrod	1	12	12.0	12	0
Goode	1	10	10.0	10	0
Bickett	1	9	9.0	9	0
<b>COLTS</b>	<b>9</b>	<b>173</b>	<b>19.2</b>	<b>40</b>	<b>1</b>
<b>OPPONENTS</b>	<b>21</b>	<b>221</b>	<b>10.5</b>	<b>35t</b>	<b>0</b>

Punting	No.	Yds.	Avg.	TB	In20	LG	B
Stark	71	3084	43.4	3	24	61	1
<b>COLTS</b>	<b>72</b>	<b>3084</b>	<b>43.4</b>	<b>3</b>	<b>24</b>	<b>61</b>	<b>1</b>
<b>OPPONENTS</b>	<b>58</b>	<b>2435</b>	<b>42.0</b>	<b>2</b>	<b>13</b>	<b>68</b>	<b>0</b>

Punt Returns	No.	FC	Yds.	Avg.	LG	TD
Verdin	31	3	396	12.8	36	0
Grant	2	0	6	3.0	6	0
Prior	2	6	0	0.0	0	0
Daniel	1	0	0	0.0	0	0
<b>COLTS</b>	<b>36</b>	<b>9</b>	<b>402</b>	<b>11.2</b>	<b>36</b>	<b>0</b>
<b>OPPONENTS</b>	<b>42</b>	<b>15</b>	<b>334</b>	<b>8.0</b>	<b>32</b>	<b>0</b>

Kickoff Returns	No.	Yds.	Avg.	LG	TD
Simmons	19	348	18.3	34	0
Verdin	18	350	19.4	44	0
Grant	15	280	18.7	29	0
Bentley	11	211	19.2	36	0
Ball	1	0	0.0	0	0
Jarvis	1	0	0.0	0	0
<b>COLTS</b>	<b>65</b>	<b>1189</b>	<b>18.3</b>	<b>44</b>	<b>0</b>
<b>OPPONENTS</b>	<b>49</b>	<b>961</b>	<b>19.6</b>	<b>38</b>	<b>0</b>

### USUAL STARTERS

OFFENSE	DEFENSE
WR Bill Brooks	LDE Donnell Thompson
LT Zefross Moss	NT Harvey Armstrong
LG Randy Dixon	RDE Jon Hand
C Ray Donaldson	LOLB Chip Banks
RG Brian Baldinger, Pat Tomberlin	LILB Jeff Herrod
RT Kevin Call, Brian Baldinger	RILB Freddy Young
TE Pat Beach	ROLB Duane Bickett
WR Jessie Hester	LCB Chris Goode
QB Jeff George	RCB Eugene Daniel
RB Eric Dickerson	SS Keith Taylor
RB Albert Bentley	FS Mike Prior





# 1992 COLTS STATISTICS



Date	Results	Opponent	Attendance	Rushing	No.	Yds.	Avg.	LG
9/ 6	W 14- 3	CLEVELAND	50,766	Clark	40	134	3.4	13
9/13	L 10-20	HOUSTON	44,851	George	14	26	1.9	13
9/20	L 0-38	@ Buffalo	77,781	Brooks	2	14	7.0	8
10/ 4	W 24-14	@ Tampa Bay	56,585	Carthon	4	9	2.3	5
10/11	W 6- 3	N.Y. JETS	OT 48,393	Trudeau	13	6	0.5	5
10/18	L 14-34	SAN DIEGO	48,552	Tupa	3	9	3.0	10
10/25	W 31-20	@ Miami	61,117	Herrmann	3	-2	-0.7	0
11/ 1	L 0-26	@ San Diego	40,324	Langhorne	1	-7	-7.0	-7
11/ 8	L 0-28	MIAMI	59,892	<b>COLTS</b>	<b>379</b>	<b>1102</b>	<b>2.9</b>	<b>36t</b>
11/15	L 34-37	NEW ENGLAND	OT 42,631	<b>OPPONENTS</b>	<b>495</b>	<b>2174</b>	<b>4.4</b>	<b>35t</b>
11/22	L 14-30	@ Pittsburgh	51,101					
11/29	W 16-13	BUFFALO	OT 50,221	<b>Receiving</b>	<b>No.</b>	<b>Yds.</b>	<b>Avg.</b>	<b>LG</b>
12/ 6	W 6- 0	@ New England	19,429	Langhorne	65	811	12.5	34
12/13	W 10- 6	@ N.Y. Jets	33,684	Hester	52	792	15.2	81
12/20	W 16-13	PHOENIX	46,763	Johnson	49	517	10.6	57t
12/27	W 21-17	@ Cincinnati	47,837	Brooks	44	468	10.6	26
				Cash	43	521	12.1	41
				Culver	26	210	8.1	27
				Arbuckle	13	152	11.7	23t
				Clark	5	46	9.2	17
				Verdin	3	37	12.3	21
				Carthon	3	10	3.3	6
				Prior	1	17	17.0	17
				Schultz	1	3	3.0	3t

Team Statistics	Colts	Opp	COLTS	OPPONENTS
TOTAL FIRST DOWNS	267	314	<b>305</b>	<b>3584</b>
Rushing	70	129	<b>305</b>	<b>3584</b>
Passing	174	164	<b>260</b>	<b>3236</b>
Penalty	23	21		
3rd Dwn. M/A/Pct.	75/210/35.7	70/197/35.5		
4th Dwn. M/A/Pct.	5/8/62.5	6/15/40.0		
TOTAL NET YARDS	4368	5074		
Avg. Per Game	273.0	317.1		
Total Plays	969	1004		
Avg. Per Play	4.5	5.1		

NET YARDS RUSHING	NET YARDS PASSING	Interceptions	No.	Yds.	Avg.	LG	TD
1102	3266	Prior	6	44	7.3	19	0
Avg. Per Game	68.9	Belser	3	27	9.0	21	0
Total Rushes	379	Goode	2	93	46.5	47	0
NET YARDS PASSING	3266	Stargell	2	26	13.0	15	0
Avg. Per Game	204.1	Emtman	1	90	90.0	90t	1
Tackled/Yards Lost	44/318	Bickett	1	14	14.0	14	0
Gross Yards	3584	Herrod	1	4	4.0	4	0
Att./Completions	546/305	Banks	1	3	3.0	3	0
Completion Pct.	55.9	Baylor	1	1	1.0	1	0
Had Intercepted	26	Daniel	1	0	0.0	0	0
PUNTS/AVERAGE	83/44.8	Radecic	1	0	0.0	0	0
NET PUNTING AVG.	39.3	<b>COLTS</b>	<b>20</b>	<b>302</b>	<b>15.1</b>	<b>90t</b>	<b>1</b>
PENALTIES/YARDS	122/958	<b>OPPONENTS</b>	<b>26</b>	<b>461</b>	<b>17.7</b>	<b>82t</b>	<b>4</b>
FUMBLES/BALL LOST	24/11						
TOUCHDOWNS	24	34					
Rushing	8	16					
Passing	13	14					
Defense/Kicking	1/2	4/0					
TIME OF POSSESSION	28:17	31:43					

Score By Periods	1	2	3	4	OT	Total
<b>COLTS</b>	<b>38</b>	<b>29</b>	<b>58</b>	<b>85</b>	<b>6</b>	<b>216</b>
<b>OPPONENTS</b>	<b>80</b>	<b>71</b>	<b>69</b>	<b>79</b>	<b>3</b>	<b>302</b>

Scoring	TDR	TDPT	TDRT	PAT	FG	S	TP
Biasucci				24-24	16-29		72
Culver	7	2					54
Cash	3						18
Johnson	3						18
Verdin			2				12
Arbuckle	1						6
Brooks	1						6
Emtman			1				6
George	1						6
Hester	1						6
Langhorne	1						6
Schultz	1						6
<b>COLTS</b>	<b>8</b>	<b>13</b>	<b>3</b>	<b>24-24</b>	<b>16-29</b>		<b>216</b>
<b>OPPONENTS</b>	<b>16</b>	<b>14</b>	<b>4</b>	<b>33-34</b>	<b>21-28</b>	<b>1</b>	<b>302</b>

FGS	1-19	20-29	30-39	40-49	50+	Tot.
Biasucci	0-0	3-3	6-11	6-12	1-3	16-29
<b>COLTS</b>	<b>0-0</b>	<b>3-3</b>	<b>6-11</b>	<b>6-12</b>	<b>1-3</b>	<b>16-29</b>
<b>OPP.</b>	<b>2-2</b>	<b>8-9</b>	<b>6-10</b>	<b>3-4</b>	<b>2-3</b>	<b>21-28</b>

Biasucci: ( ) (37) (48) (45) (45,38,31,47,47) (44) (31,45,32) ( ) ( ) (35,42,48,33) ( ) (52,37,52,23,40) (31,30,48) (31) (26,59,28,42) ( )  
 OPP.: (38,20) (27,29,20) (39,52) (49) (35) (23,27) ( ) (33) (54) (36,44,18) (31,22,36) (52,44) (37) (32,35,19) (28,48) (25)

Rushing	No.	Yds.	Avg.	LG	TD
Johnson	178	592	3.3	19	0
Culver	121	321	2.7	36t	7

Passing	Att.	Comp.	Yds.	Pct.	Avg./Att.	TD	TD%	Int.	Int.%	LG	Sacked	Rate
George	306	167	1963	54.6	6.42	7	2.3	15	4.9	57t	27/188	67
Trudeau	181	105	1271	58.0	7.02	4	2.2	8	4.4	81	11/ 85	68
Tupa	33	17	156	51.5	4.73	1	3.0	2	6.1	19	5/ 40	49.6
Herrmann	24	15	177	62.5	7.38	1	4.2	1	4.2	27	1/ 5	81.4
Stark	1	1	17	100.0	17.00	0	0.0	0	0.0	17	0/ 0	118.8
Johnson	1	0	0	0.0	0.00	0	0.0	0	0.0	0	0/ 0	39
<b>COLTS</b>	<b>546</b>	<b>305</b>	<b>3584</b>	<b>55.9</b>	<b>6.56</b>	<b>13</b>	<b>2.4</b>	<b>26</b>	<b>4.8</b>	<b>81</b>	<b>44/318</b>	<b>64</b>
<b>OPPONENTS</b>	<b>470</b>	<b>260</b>	<b>3236</b>	<b>55.3</b>	<b>6.89</b>	<b>14</b>	<b>3.0</b>	<b>20</b>	<b>4.3</b>	<b>69t</b>	<b>39/336</b>	<b>69</b>

## USUAL STARTERS

OFFENSE	DEFENSE
WR Reggie Langhorne	LDE Steve Emtman
LT Zefross Moss	RT Tony Siragusa
LG Randy Dixon	RDE Jon Hand
C Ray Donaldson	LOLB Chip Banks
RG Ron Solt	LILB Scott Radecic
RT Kevin Call	QB Quentin Coryatt
TE Kerry Cash	RILB Jeff Herrod
WR Jessie Hester	ROLB Duane Bickett
QB Jeff George	LCB Chris Goode
RB Anthony Johnson	RCB Eugene Daniel
WR Bill Brooks	SS John Baylor
	FS Mike Prior



# RESULTS

## ALL-TIME SERIES RECORDS

Colts (Won-Lost-Tied)

(\*Home Games)

### ARIZONA (5-6)

1961, 16-0 W\*  
 1964, 47-27 W\*  
 1968, 27-0 W\*  
 1972, 3-10 L\*  
 1976, 17-24 L  
 1978, 30-17 W  
 1980, 10-17 L\*  
 1981, 24-35 L\*  
 1984, 33-34 L\*  
 1990, 17-20 L  
 1992, 16-13 W\*

### ATLANTA (10-0)

1966, 19-7 W  
 1967, 38-31 W\*  
 1967, 49-7 W  
 1968, 28-20 W  
 1968, 44-0 W\*  
 1969, 21-14 W  
 1969, 13-6 W\*  
 1974, 17-7 W  
 1986, 28-23 W  
 1989, 13-9 W\*

### BUFFALO (20-26-1)

1970, 17-17 T\*  
 1970, 20-14 W  
 1971, 43-0 W  
 1971, 24-0 W\*  
 1972, 17-0 W  
 1972, 35-7 W\*  
 1973, 13-31 L  
 1973, 17-24 L\*  
 1974, 14-27 L\*  
 1974, 0-6 L  
 1975, 31-38 L\*  
 1975, 42-35 W  
 1976, 31-13 W  
 1976, 58-20 W\*  
 1977, 17-14 W\*  
 1977, 31-13 W  
 1978, 17-24 L  
 1978, 14-21 L\*  
 1979, 13-31 L\*  
 1979, 14-13 W  
 1980, 17-12 W  
 1980, 28-24 W\*  
 1981, 3-35 L\*  
 1981, 17-23 L  
 1982, 0-20 L  
 1983, 23-28 L  
 1983, 7-30 L\*  
 1984, 31-17 W\*  
 1984, 15-21 L  
 1985, 49-17 W\*  
 1985, 9-21 L  
 1986, 13-24 L  
 1986, 24-14 W\*  
 1987, 47-6 W  
 1987, 3-27 L\*  
 1988, 23-34 L  
 1988, 17-14 W\*  
 1989, 37-14, W\*  
 1989, 7-30, L  
 1990, 10-26 L  
 1990, 7-31 L\*  
 1991, 6-42 L  
 1991, 7-35 L\*  
 1992, 0-38 L  
 1992, 16-13 W\*<sup>1</sup>  
 1993, 9-23 L  
 1993, 10-30 L\*

<sup>1</sup> Overtime

### CHICAGO (21-16)

1953, 13-9 W\*  
 1953, 16-14 W  
 1954, 9-28 L  
 1954, 13-28 L\*  
 1955, 23-17 W\*  
 1955, 10-38 L  
 1956, 28-21 W\*

1956, 27-58 L  
 1957, 21-10 W\*  
 1957, 29-14 W  
 1958, 51-38 W\*  
 1958, 17-0 W  
 1959, 21-26 L\*  
 1959, 21-7 W  
 1960, 42-7 W\*  
 1960, 24-10 W  
 1961, 10-24 L  
 1961, 20-21 L\*  
 1962, 15-35 L  
 1962, 0-57 L\*  
 1963, 3-10 L  
 1963, 7-17 L\*  
 1964, 52-0 W\*  
 1964, 40-24 W  
 1965, 26-21 W  
 1965, 0-13 L\*  
 1966, 17-27 L  
 1966, 21-16 W\*  
 1967, 24-3 W  
 1968, 28-7 W\*  
 1969, 24-21 W  
 1970, 21-20 W\*  
 1975, 35-7 W  
 1983, 22-19 W\*<sup>1</sup>  
 1985, 10-17 L  
 1988, 13-17 L\*  
 1991, 17-31 L\*

<sup>1</sup> Overtime

### CINCINNATI (9-5)

1970, 17-0 W\*<sup>1</sup>  
 1972, 20-19 W  
 1974, 14-24 L\*  
 1976, 28-27 W\*  
 1979, 38-28 W\*  
 1980, 33-34 L  
 1981, 19-41 L\*  
 1982, 17-20 L\*  
 1983, 34-31 W  
 1987, 21-23 L\*  
 1989, 23-12 W  
 1990, 34-20 W  
 1992, 21-17 W  
 1993, 9- 6 W

<sup>1</sup> AFC Divisional Playoff

### CLEVELAND (9-14)

1956, 21-7 W  
 1959, 31-38 L\*  
 1962, 36-14 W  
 1964, 0-27 L<sup>1</sup>  
 1968, 20-30 L\*  
 1968, 34-0 W<sup>1</sup>  
 1971, 13-14 L\*  
 1971, 20-3 W<sup>2</sup>  
 1973, 14-24 L  
 1975, 21-7 W\*  
 1978, 24-45 L\*  
 1979, 10-13 L  
 1980, 27-28 L\*  
 1981, 28-42 L  
 1983, 23-41 L  
 1986, 9-24 L\*  
 1987, 9-7 W  
 1987, 21-38 L<sup>2</sup>  
 1988, 17-23 L  
 1989, 23-17 W\*<sup>3</sup>  
 1991, 0-31 L\*  
 1992, 14-3 W\*  
 1993, 23-10 W\*

<sup>1</sup> NFL Championship

<sup>2</sup> AFC Divisional Playoff

<sup>3</sup> Overtime

### DALLAS (4-7)

1960, 45-7 W  
 1966, 35-3 W<sup>1</sup>  
 1967, 23-17 W\*  
 1969, 10-27 L

1970, 16-13 W<sup>2</sup>  
 1972, 0-21 L\*  
 1976, 27-30 L  
 1978, 0-38 L  
 1981, 13-37 L\*  
 1984, 3-22 L  
 1993, 3-27 L\*  
<sup>1</sup> Playoff Bowl

<sup>2</sup> Super Bowl V

### DENVER (2-9)

1974, 6-17 L\*  
 1977, 13-27 L  
 1978, 7-6 W\*  
 1981, 10-28 L  
 1983, 10-17 L\*  
 1983, 19-21 L  
 1985, 10-15 L\*  
 1988, 55-23 W\*  
 1989, 3-14 L  
 1990, 17-27 L\*  
 1993, 13-35 L

### DETROIT (17-17-2)

1953, 17-27 L\*  
 1953, 7-17 L  
 1954, 0-35 L  
 1954, 3-27 L\*  
 1955, 28-13 W\*  
 1955, 14-24 L  
 1956, 14-31 L\*  
 1956, 3-27 L  
 1957, 34-14 W\*  
 1957, 27-31 L  
 1958, 28-15 W\*  
 1958, 40-14 W  
 1959, 21-9 W\*  
 1959, 31-24 W  
 1960, 17-30 L  
 1960, 15-20 L\*  
 1961, 15-16 L\*  
 1961, 17-14 W  
 1962, 20-29 L\*  
 1962, 14-21 L  
 1963, 25-21 W  
 1963, 24-21 W\*  
 1964, 34-0 W  
 1964, 14-31 L\*  
 1965, 31-7 W\*  
 1965, 24-24 T  
 1966, 45-14 W\*  
 1966, 14-20 L  
 1967, 41- 7 W\*  
 1968, 27-10 W  
 1969, 17-17 T\*  
 1973, 29-27 W  
 1977, 10-13 L\*  
 1980, 10-9 W  
 1985, 14-6 W\*  
 1991, 24-33 L\*

### GREEN BAY (18-19-1)

1953, 14-37 L  
 1953, 24-35 L\*  
 1954, 6-7 L\*  
 1954, 13-24 L  
 1955, 24-20 W  
 1955, 14-10 W\*  
 1956, 33-38 L  
 1956, 28-21 W\*  
 1957, 45-17 W  
 1957, 21-24 L\*  
 1958, 27-17 W  
 1958, 56-0 W\*  
 1959, 38-21 W\*  
 1959, 28-24 W  
 1960, 21-35 L  
 1960, 38-24 W\*  
 1961, 7-45 L  
 1961, 45-21 W\*  
 1962, 6-17 L\*  
 1962, 13-17 L  
 1963, 20-31 L





1963, 20-34 L*	1969, 20-27 L*	1973, 18-13 W*
1964, 21-20 W	1969, 13-7 W	1974, 3-42 L
1964, 24-21 W*	1971, 24-17 W*	1974, 17-27 L*
1965, 17-20 L	1975, 13-24 L	1975, 10-21 L
1965, 27-42 L*	1986, 7-24 L*	1975, 34-21 W*
1965, 10-13 L <sup>1</sup>	1989, 17-31 L	1976, 27-13 W
1966, 3-24 L	<b>MIAMI (14-35)</b>	1976, 14-21 L*
1966, 10-14 L*	1970, 35-0 W*	1977, 3-17 L
1967, 13-10 W*	1970, 17-34 L	1977, 30-24 W*
1968, 16-3 W	1971, 14-17 L	1978, 34-27 W
1969, 14-6 W*	1971, 14-3 W*	1978, 14-35 L*
1970, 13-10 W	1971, 0-21 L <sup>1</sup>	1979, 31-26 W*
1974, 13-20 L*	1972, 0-23 L*	1979, 21-50 L
1982, 20-20 T*	1972, 0-16 L	1980, 21-37 L*
1985, 37-10 W*	1973, 0-44 L	1980, 21-47 L
1988, 20-13 W	1973, 16-3 W*	1981, 29-28 W
1991, 10-14 L	1974, 7-17 L	1981, 23-21 W*
<sup>1</sup> Conference Playoff	1974, 16-17 L*	1982, 13-24 L*
<b>HOUSTON (6-7)</b>	1975, 33-17 W	1983, 29-23 W <sup>1</sup>
1970, 24-20 W	1975, 10-7 W*	1983, 12-7 W*
1973, 27-31 L*	1976, 28-14 W*	1984, 17-50 L*
1976, 38-14 W*	1976, 17-16 W	1984, 10-16 L
1979, 16-28 L*	1977, 45-28 W*	1985, 15-34 L
1980, 16-21 L	1977, 6-17 L	1985, 31-38 L*
1983, 20-10 W*	1978, 0-42 L*	1986, 3-33 L
1984, 35-21 W	1978, 8-26 L	1986, 21-30 L*
1985, 34-16 W*	1979, 0-19 L	1987, 30-16 W*
1986, 17-31 L	1979, 24-28 L*	1987, 0-24 L
1987, 51-27 W*	1980, 30-17 W	1988, 17-21 L
1988, 14-17 L* <sup>1</sup>	1980, 14-24 L*	1988, 24-21 W*
1990, 10-24 L	1981, 28-31 L*	1989, 20-23 L* <sup>1</sup>
1992, 10-20 L*	1981, 10-27 L	1989, 16-22 L
<sup>1</sup> Overtime	1982, 20-24 L	1990, 14-16 L*
<b>KANSAS CITY (4-6)</b>	1982, 7-34 L*	1990, 13-10 W
1970, 24-44 L*	1983, 7-21 L*	1991, 7-16 L*
1972, 10-24 L	1983, 0-37 L	1991, 17-23 L <sup>1</sup>
1975, 28-14 W*	1984, 7-44 L	1992, 34-37 L* <sup>1</sup>
1977, 17-6 W	1984, 17-35 L*	1992, 6-0 W
1979, 0-14 L	1985, 13-30 L	1993, 9-6 W*
1979, 7-10 L*	1985, 20-34 L*	1993, 0-38 L
1980, 31-24 W	1986, 10-30 L	<sup>1</sup> Overtime
1980, 28-38 L*	1986, 13-17 L*	<b>NEW ORLEANS</b>
1985, 7-20 L	1987, 10-23 L*	<b>(3-2)</b>
1990, 23-19 W*	1987, 40-21 W	1967, 30-10 W*
<b>L.A. RAIDERS (3-5)</b>	1988, 15-13 W*	1969, 30-10 W
1970, 27-17 W* <sup>1</sup>	1988, 31-28 W	1973, 14-10 W*
1971, 37-14 W	1989, 13-19 L	1986, 14-17 L*
1973, 21-34 L*	1989, 42-13 W*	1989, 6-41 L
1975, 20-31 L*	1990, 7-27 L*	<b>N.Y. GIANTS (7-5)</b>
1977, 31-37 L <sup>2</sup> *	1990, 17-23 L	1954, 20-14 W*
1984, 7-21 L	1991, 6-17 L	1955, 7-17 L
1986, 30-24 W	1991, 6-10 L*	1958, 21-24 L
1991, 0-16 L	1992, 31-20 W	1958, 23-17 W <sup>1</sup>
<sup>1</sup> AFC Championship	1992, 0-28 L*	1959, 31-16 W* <sup>1</sup>
<sup>2</sup> AFC Playoffs	1993, 20-24 L*	1963, 28-37 L*
<b>L.A. RAMS (20-16-2)</b>	1993, 27-41 L	1968, 26-0 W
1953, 13-21 L*	<sup>1</sup> AFC Championship	1971, 31-7 W
1953, 2-45 L	<b>MINNESOTA (12-6-1)</b>	1975, 21-0 W
1954, 0-48 L*	1961, 34-33 W*	1979, 31-7 W
1954, 22-21 W	1961, 20-28 L	1990, 7-24 L*
1955, 17-17 T*	1962, 34-7 W	1993, 6-20 L
1955, 14-20 L	1962, 42-17 W*	<sup>1</sup> NFL Championship
1956, 56-21 W*	1963, 37-34 W	<b>N.Y. JETS (27-21)</b>
1956, 7-31 L	1963, 41-10 W*	1968, 7-16 L <sup>1</sup>
1957, 31-14 W*	1964, 24-34 L	1970, 29-22 W
1957, 21-37 L	1964, 17-14 W*	1970, 35-20 W*
1958, 34-7 W*	1965, 35-16 W*	1971, 22-0 W*
1958, 28-30 L	1965, 41-21 W	1971, 14-13 W
1959, 35-21 W*	1966, 38-23 W	1972, 34-44 L*
1959, 45-26 W	1966, 20-17 W*	1972, 20-24 L
1960, 31-17 W*	1967, 20-20 T	1973, 10-34 L*
1960, 3-10 L	1968, 21-9 W*	1973, 17-20 L
1961, 27-24 W*	1968, 24-14 W* <sup>1</sup>	1974, 35-20 W
1961, 17-34 L	1969, 14-52 L	1974, 38-45 L*
1962, 30-27 W*	1971, 3-10 L	1975, 45-28 W
1962, 14-2 W	1982, 10-13 L	1975, 52-19 W*
1963, 16-17 L	1988, 3-12 L	1976, 20-0 W
1963, 19-16 W*	<sup>1</sup> Conference	1976, 33-16 W*
1964, 35-20 W*	Championship	1977, 20-12 W
1964, 24-7 W	<b>NEW ENGLAND</b>	1977, 33-12 W*
1965, 35-20 W*	<b>(20-27)</b>	1978, 10-33 L*
1965, 20-17 W	1970, 14-6 W	1978, 16-24 L
1966, 17-3 W	1970, 27-3 W*	1979, 10-8 W*
1966, 7-23 L*	1971, 23-3 W	1979, 17-30 L
1967, 24-24 T*	1971, 17-21 L*	1980, 17-14 W
1967, 10-34 L	1972, 24-17 W	1980, 35-21 W*
1968, 27-10 W*	1972, 31-0 W*	1981, 14-41 L*
1968, 28-24 W	1973, 16-24 L	1981, 0-25 L



## RESULTS

1982, 0-37 L

1983, 17-14 W

1983, 6-10 L\*

1984, 14-23 L\*

1984, 9-5 W

1985, 20-25 L

1985, 17-35 L\*

1986, 7-26 L\*

1986, 16-31 L

1987, 6-0 W\*

1987, 19-14 W

1988, 38-14 W\*

1988, 16-34 L

1989, 17-10 W

1989, 27-10 W\*

1990, 17-14 W\*

1990, 29-21 W

1991, 6-17 L\*

1991, 28-27 W

1992, 6-3 W\*

1992, 10-6 W

1993, 17-31 L\*

1993, 9-6 W

<sup>1</sup> Super Bowl III

### PHILADELPHIA (7-6)

1953, 14-45 L

1965, 34-24 W\*

1966, 20-14 W<sup>1</sup>

1967, 38-6 W

1969, 24-20 W\*

1970, 29-10 W\*

1974, 10-30 L

1978, 14-17 L\*

1981, 13-38 L

1983, 22-21 W

1984, 7-16 L

1990, 24-23 W

1993, 10-20 L\*

<sup>1</sup> Playoff Bowl

### PITTSBURGH (4-12)

1957, 13-19 L\*

1968, 41-7 W

1971, 34-21 W\*

1974, 0-30 L

1975, 10-28 L<sup>1</sup>

1976, 14-40 L\*<sup>1</sup>

1977, 31-21 W\*

1978, 13-35 L

1979, 13-17 L

1980, 17-20 L\*

1983, 13-24 L\*

1984, 17-16 W\*

1985, 3-45 L

1987, 7-21 L

1991, 3-21 L\*

1992, 14-30 L

<sup>1</sup> AFC Divisional Playoff

### SAN DIEGO (5-9)

1970, 16-14 W

1972, 20-23 L\*

1976, 37-21 W

1981, 14-43 L\*

1982, 26-44 L

1984, 10-38 L\*

1986, 3-17 L\*

1987, 13-16 L\*

1987, 20-7 W

1988, 16-0 W

1989, 10-6 W\*

1992, 14-34 L\*

1992, 0-26 L

1993, 0-31 L\*

### SAN FRANCISCO (21-16)

1953, 21-38 L\*

1953, 14-45 L

1954, 17-13 W\*

1954, 7-10 L

1955, 26-14 W\*

1955, 24-35 L

1956, 17-20 L\*

1956, 17-30 L

1957, 27-21 W\*

1957, 13-17 L

1958, 35-27 W\*

1958, 12-21 L

1959, 45-14 W\*

1959, 34-14 W

1960, 22-30 L\*

1960, 10-34 L

1961, 20-17 W\*

1961, 27-24 W

1962, 13-21 L\*

1962, 23-3 W

1963, 20-14 W

1963, 20-3 W\*

1964, 37-7 W\*

1964, 14-3 W

1965, 27-24 W\*

1965, 34-28 W

1966, 36-14 W\*

1966, 30-14 W

1967, 41-7 W\*

1967, 26-9 W

1968, 27-10 W\*

1968, 42-14 W

1969, 21-24 L\*

1969, 17-20 L

1972, 21-24 L

1986, 14-35 L

1989, 24-30 L\*

### SEATTLE (2-1)

1977, 29-14 W

1978, 17-14 W

1991, 3-31 L

### TAMPA BAY (5-2)

1976, 42-17 W\*

1979, 26-29 L\*

1985, 31-23 W

1987, 24-6 W\*

1988, 35-31 W\*

1991, 3-17 L

1992, 24-14 W

### WASHINGTON (16-7)

1953, 27-17 W\*

1954, 21-24 L

1955, 13-14 L\*

1956, 19-17 W\*

1957, 21-17 W

1958, 35-10 W\*

1959, 24-27 L

1960, 20-0 W\*

1961, 27-6 W

1962, 34-21 W\*

1963, 36-20 W

1964, 45-17 W\*

1965, 38-7 W

1966, 37-10 W\*

1967, 17-13 W

1969, 41-17 W\*

1973, 14-22 L

1977, 10-3 W\*

1978, 21-17 W\*

1981, 14-38 L

1984, 7-35 L\*

1990, 35-28 W\*

1993, 24-30 L



# SCHEDULES



## 1994 PRESEASON SCHEDULE

(All times local except Barcelona, Tokyo, Berlin and Mexico City, which are ET)

### SATURDAY, JULY 30

Hall of Fame Game at Canton, Ohio  
 Atlanta vs. San Diego 12:00 p.m.  
 Miami at N.Y. Giants 8:00 p.m.

### SUNDAY, JULY 31

American Bowl '94 at Barcelona  
 Denver vs. L.A. Raiders 1:00 p.m.  
 Minnesota at Dallas 8:00 p.m.  
 Houston at Kansas City 8:00 p.m.

### FIRST WEEKEND

#### FRIDAY, AUGUST 5

**SEATTLE AT INDIANAPOLIS 7:30 p.m.**  
 New Orleans at New England 8:00 p.m.  
 N.Y. Jets at Detroit 7:30 p.m.  
 Philadelphia at Chicago 7:00 p.m.  
 San Francisco at Arizona 6:30 p.m.

### SATURDAY, AUGUST 6

American Bowl '94 at Tokyo (August 7)  
 Kansas City vs. Minnesota 10:00 p.m.  
 Atlanta at Denver 7:00 p.m.  
 Cincinnati at Tampa Bay 7:30 p.m.  
 Cleveland at N.Y. Giants 8:00 p.m.  
 Houston vs. San Diego at San Antonio, Tex. 7:00 p.m.  
 L.A. Rams vs. Green Bay at Madison, Wis. 12:00 p.m.  
 Pittsburgh at Miami 8:00 p.m.

### SUNDAY, AUGUST 7

L.A. Raiders at Dallas 8:00 p.m.

### MONDAY, AUGUST 8

Washington at Buffalo 8:00 p.m.

### SECOND WEEKEND

#### FRIDAY, AUGUST 12

Denver at San Francisco 5:00 p.m.  
 Buffalo at Atlanta 7:00 p.m.  
 Kansas City at Washington 8:00 p.m.

### SATURDAY, AUGUST 13

**INDIANAPOLIS AT CINCINNATI 7:30 p.m.**  
 American Bowl '94 at Berlin  
 N.Y. Giants vs. San Diego 1:30 p.m.  
 Chicago at Arizona 6:00 p.m.  
 Detroit at Cleveland 7:30 p.m.  
 L.A. Raiders at Pittsburgh 6:00 p.m.  
 Miami vs. Green Bay at Milwaukee 7:00 p.m.  
 New England at L.A. Rams 7:00 p.m.  
 New Orleans at Minnesota 7:00 p.m.  
 N.Y. Jets at Philadelphia 7:30 p.m.  
 Tampa Bay at Seattle 6:00 p.m.

### MONDAY, AUGUST 15

American Bowl '94 at Mexico City  
 Dallas vs. Houston 9:00 p.m.

### THIRD WEEKEND

#### THURSDAY, AUGUST 18

San Francisco at San Diego 5:00 p.m.  
 Washington at New England 7:00 p.m.

#### FRIDAY, AUGUST 19

Arizona at Detroit 7:30 p.m.  
 Atlanta at Cleveland 7:30 p.m.  
 Green Bay at New Orleans 7:00 p.m.

### SATURDAY, AUGUST 20

**INDIANAPOLIS AT PITTSBURGH 6:00 p.m.**  
 Buffalo at Houston at San Antonio, Tex. 7:00 p.m.  
 Cincinnati at Philadelphia 7:30 p.m.  
 L.A. Raiders at L.A. Rams 7:00 p.m.  
 Minnesota at Seattle 7:00 p.m.  
 N.Y. Giants at N.Y. Jets 8:00 p.m.  
 Tampa Bay at Miami 8:00 p.m.

### SUNDAY, AUGUST 21

Denver at Dallas 7:00 p.m.

### MONDAY, AUGUST 22

Chicago at Kansas City 7:00 p.m.

### FOURTH WEEKEND

#### THURSDAY, AUGUST 25

**CLEVELAND AT INDIANAPOLIS 7:30 p.m.**  
 Arizona at Denver 7:00 p.m.  
 Dallas at New Orleans 7:00 p.m.  
 L.A. Rams at San Diego 7:00 p.m.

#### FRIDAY, AUGUST 26

Detroit at Cincinnati 7:30 p.m.  
 Kansas City at Buffalo 8:00 p.m.  
 Miami at Minnesota 7:00 p.m.  
 New England at Green Bay 7:00 p.m.  
 N.Y. Jets at Tampa Bay 7:30 p.m.  
 Philadelphia at Atlanta 7:00 p.m.  
 Pittsburgh at Washington 8:00 p.m.  
 Seattle at San Francisco 6:00 p.m.

### SATURDAY, AUGUST 27

L.A. Raiders at Houston 1:00 p.m.  
 N.Y. Giants at Chicago 7:00 p.m.

## 1994 NATIONAL FOOTBALL LEAGUE SCHEDULE

(All times local)

### SUNDAY, SEPTEMBER 4 (1st WEEKEND)

**HOUSTON AT INDIANAPOLIS 12:00**  
 Arizona at L.A. Rams 1:00  
 Atlanta at Detroit 1:00  
 Cleveland at Cincinnati 1:00  
 Dallas at Pittsburgh 4:00  
 Kansas City at New Orleans 12:00  
 Minnesota at Green Bay 12:00  
 New England at Miami 4:00  
 N.Y. Jets at Buffalo 4:00



# SCHEDULES

Philadelphia at N.Y. Giants 1:00  
 Seattle at Washington 1:00  
 Tampa Bay at Chicago 12:00  
 San Diego at Denver 6:00  
**MONDAY, SEPTEMBER 5**  
 L.A. Raiders at San Francisco 6:00

**SUNDAY, SEPTEMBER 11 (2nd WEEKEND)**  
**INDIANAPOLIS AT TAMPA BAY 1:00**  
 Buffalo at New England 1:00  
 Cincinnati at San Diego 1:00  
 Denver at N.Y. Jets 4:00  
 Detroit at Minnesota 12:00  
 Houston at Dallas 3:00  
 L.A. Rams at Atlanta 1:00  
 Miami vs. Green Bay at Milw. 12:00  
 Pittsburgh at Cleveland 1:00  
 San Francisco at Kansas City 12:00  
 Seattle at L.A. Raiders 1:00  
 Washington at New Orleans 3:00  
 N.Y. Giants at Arizona 5:00

**MONDAY, SEPTEMBER 12**  
 Chicago at Philadelphia 9:00

**SUNDAY, SEPTEMBER 18 (3rd WEEKEND)**  
**INDIANAPOLIS AT PITTSBURGH 1:00**  
 Arizona at Cleveland 1:00  
 Buffalo at Houston 12:00  
 Green Bay at Philadelphia 1:00  
 L.A. Raiders at Denver 2:00  
 Minnesota at Chicago 12:00  
 New England at Cincinnati 1:00  
 New Orleans at Tampa Bay 1:00  
 N.Y. Jets at Miami 1:00  
 San Diego at Seattle 1:00  
 San Francisco at L.A. Rams 1:00  
 Washington at N.Y. Giants 4:00  
 Kansas City at Atlanta 8:00

**MONDAY, SEPTEMBER 19**  
 Detroit at Dallas 8:00

**SUNDAY, SEPTEMBER 25 (4th WEEKEND)**  
**OPEN DATE: ARIZONA, DALLAS, N.Y. GIANTS, PHILADELPHIA**

**CLEVELAND AT INDIANAPOLIS 12:00**  
 Atlanta at Washington 1:00  
 Cincinnati at Houston 3:00  
 L.A. Rams at Kansas City 12:00  
 Miami at Minnesota 12:00  
 New England at Detroit 4:00  
 New Orleans at San Francisco 1:00  
 Pittsburgh at Seattle 1:00  
 San Diego at L.A. Raiders 1:00  
 Tampa Bay at Green Bay 12:00  
 Chicago at N.Y. Jets 8:00

**MONDAY, SEPTEMBER 26**  
 Denver at Buffalo 9:00

**SUNDAY, OCTOBER 2 (5th WEEKEND)**  
**OPEN DATE: DENVER, KANSAS CITY, L.A. RAIDERS, SAN DIEGO**

**SEATTLE AT INDIANAPOLIS 12:00**  
 Atlanta at L.A. Rams 1:00  
 Buffalo at Chicago 3:00  
 Dallas at Washington 1:00  
 Detroit at Tampa Bay 1:00  
 Green Bay at New England 1:00  
 Minnesota at Arizona 1:00  
 N.Y. Giants at New Orleans 3:00  
 N.Y. Jets at Cleveland 1:00

Philadelphia at San Francisco 1:00  
 Miami at Cincinnati 8:00  
**MONDAY, OCTOBER 3**  
 Houston at Pittsburgh 9:00

**SUNDAY, OCTOBER 9 (6th WEEKEND)**  
**OPEN DATE: CINCINNATI, CLEVELAND, HOUSTON, PITTSBURGH**

**INDIANAPOLIS AT N.Y. JETS 1:00**  
 Arizona at Dallas 3:00  
 Denver at Seattle 1:00  
 Kansas City at San Diego 1:00  
 L.A. Raiders at New England 4:00  
 L.A. Rams at Green Bay 12:00  
 Miami at Buffalo 1:00  
 New Orleans at Chicago 12:00  
 San Francisco at Detroit 1:00  
 Tampa Bay at Atlanta 1:00  
 Washington at Philadelphia 8:00  
**MONDAY, OCTOBER 10**  
 Minnesota at N.Y. Giants 9:00

**THURSDAY, OCTOBER 13 (7th WEEKEND)**  
**OPEN DATE: CHICAGO, DETROIT, GREEN BAY, MINNESOTA, SEATTLE, TAMPA BAY**

Cleveland at Houston 7:00

**SUNDAY, OCTOBER 16**  
**INDIANAPOLIS AT BUFFALO 1:00**  
 Arizona at Washington 1:00  
 Cincinnati at Pittsburgh 1:00  
 L.A. Raiders at Miami 1:00  
 New England at N.Y. Jets 1:00  
 N.Y. Giants at L.A. Rams 1:00  
 Philadelphia at Dallas 3:00  
 San Diego at New Orleans 3:00  
 San Francisco at Atlanta 1:00

**MONDAY, OCTOBER 17**  
 Kansas City at Denver 7:00

**THURSDAY, OCTOBER 20 (8th WEEKEND)**  
**OPEN DATE: BUFFALO, MIAMI, NEW ENGLAND, N.Y. JETS**

Green Bay at Minnesota 7:00

**SUNDAY, OCTOBER 23**  
**WASHINGTON AT INDIANAPOLIS 12:00**  
 Atlanta at L.A. Raiders 1:00  
 Chicago at Detroit 1:00  
 Cincinnati at Cleveland 1:00  
 Dallas at Arizona 1:00  
 Denver at San Diego 1:00  
 L.A. Rams at New Orleans 12:00  
 Pittsburgh at N.Y. Giants 1:00  
 Seattle at Kansas City 12:00  
 Tampa Bay at San Francisco 1:00

**MONDAY, OCTOBER 24**  
 Houston at Philadelphia 9:00

**SUNDAY, OCTOBER 30 (9th WEEKEND)**  
**OPEN DATE: ATLANTA, L.A. RAMS, NEW ORLEANS, SAN FRANCISCO**

**N.Y. JETS AT INDIANAPOLIS 4:00**  
 Cleveland at Denver 2:00  
 Dallas at Cincinnati 1:00  
 Detroit at N.Y. Giants 1:00  
 Houston at L.A. Raiders 1:00  
 Kansas City at Buffalo 1:00  
 Miami at New England 1:00  
 Minnesota at Tampa Bay 4:00  
 Philadelphia at Washington 1:00  
 Seattle at San Diego 1:00



# SCHEDULES



Pittsburgh at Arizona 6:00  
**MONDAY, OCTOBER 31**  
 Green Bay at Chicago 8:00

**SUNDAY, NOVEMBER 6 (10th WEEKEND)**  
**INDIANAPOLIS AT MIAMI** 1:00  
 Arizona at Philadelphia 4:00  
 Buffalo at N.Y. Jets 4:00  
 Chicago at Tampa Bay 1:00  
 Cincinnati at Seattle 1:00  
 Denver at L.A. Rams 1:00  
 Detroit vs. Green Bay at Milw. 12:00  
 New England at Cleveland 1:00  
 New Orleans at Minnesota 12:00  
 Pittsburgh at Houston 12:00  
 San Diego at Atlanta 1:00  
 San Francisco at Washington 1:00  
 L.A. Raiders at Kansas City 7:00

**MONDAY, NOVEMBER 7**  
 N.Y. Giants at Dallas 8:00

**SUNDAY, NOVEMBER 13 (11th WEEKEND)**  
**OPEN DATE: INDIANAPOLIS, WASHINGTON**  
 Arizona at N.Y. Giants 1:00  
 Atlanta at New Orleans 12:00  
 Chicago at Miami 1:00  
 Cleveland at Philadelphia 1:00  
 Dallas at San Francisco 1:00  
 Houston at Cincinnati 1:00  
 L.A. Raiders at L.A. Rams 1:00  
 Minnesota at New England 1:00  
 N.Y. Jets at Green Bay 3:00  
 San Diego at Kansas City 12:00  
 Seattle at Denver 2:00  
 Tampa Bay at Detroit 8:00

**MONDAY, NOVEMBER 14**  
 Buffalo at Pittsburgh 9:00

**SUNDAY, NOVEMBER 20 (12th WEEKEND)**  
**INDIANAPOLIS AT CINCINNATI** 1:00  
 Atlanta at Denver 2:00  
 Cleveland at Kansas City 12:00  
 Detroit at Chicago 12:00  
 Green Bay at Buffalo 1:00  
 Miami at Pittsburgh 1:00  
 New Orleans at L.A. Raiders 1:00  
 N.Y. Jets at Minnesota 3:00  
 Philadelphia at Arizona 2:00  
 San Diego at New England 1:00  
 Tampa Bay at Seattle 1:00  
 Washington at Dallas 12:00  
 L.A. Rams at San Francisco 5:00

**MONDAY, NOVEMBER 21**  
 N.Y. Giants at Houston 8:00

**THURSDAY, NOVEMBER 24 (13th WEEKEND)**  
 Buffalo at Detroit 12:30  
 Green Bay at Dallas 3:00

**SUNDAY, NOVEMBER 27**  
**NEW ENGLAND AT INDIANAPOLIS** 8:00  
 Chicago at Arizona 2:00  
 Cincinnati at Denver 2:00  
 Houston at Cleveland 1:00  
 Kansas City at Seattle 1:00  
 L.A. Rams at San Diego 1:00  
 Miami at N.Y. Jets 1:00  
 N.Y. Giants at Washington 4:00  
 Philadelphia at Atlanta 1:00  
 Pittsburgh at L.A. Raiders 1:00  
 Tampa Bay at Minnesota 12:00

**MONDAY, NOVEMBER 28**  
 San Francisco at New Orleans 8:00

**THURSDAY, DECEMBER 1 (14th WEEKEND)**  
 Chicago at Minnesota 7:00

**SUNDAY, DECEMBER 4**  
**INDIANAPOLIS AT SEATTLE** 1:00  
 Arizona at Houston 3:00  
 Atlanta at San Francisco 1:00  
 Dallas at Philadelphia 1:00  
 Denver at Kansas City 3:00  
 Green Bay at Detroit 1:00  
 New Orleans at L.A. Rams 1:00  
 N.Y. Giants at Cleveland 4:00  
 N.Y. Jets at New England 1:00  
 Pittsburgh at Cincinnati 1:00  
 Washington at Tampa Bay 1:00  
 Buffalo at Miami 8:00

**MONDAY, DECEMBER 5**  
 L.A. Raiders at San Diego 6:00

**SATURDAY, DECEMBER 10 (15th WEEKEND)**  
 Cleveland at Dallas 3:00  
 Detroit at N.Y. Jets 12:30

**SUNDAY, DECEMBER 11**  
**INDIANAPOLIS AT NEW ENGLAND** 1:00  
 Chicago at Green Bay 12:00  
 Cincinnati at N.Y. Giants 1:00  
 Denver at L.A. Raiders 1:00  
 L.A. Rams at Tampa Bay 1:00  
 Minnesota at Buffalo 1:00  
 Philadelphia at Pittsburgh 1:00  
 San Francisco at San Diego 1:00  
 Seattle at Houston 3:00  
 Washington at Arizona 2:00  
 New Orleans at Atlanta 8:00

**MONDAY, DECEMBER 12**  
 Kansas City at Miami 9:00

**SATURDAY, DECEMBER 17 (16th WEEKEND)**  
 Denver at San Francisco 1:00  
 Minnesota at Detroit 12:30

**SUNDAY, DECEMBER 18**  
**MIAMI AT INDIANAPOLIS** 1:00  
 Atlanta vs. Green Bay at Milw. 12:00  
 Cincinnati at Arizona 2:00  
 Cleveland at Pittsburgh 1:00  
 Houston at Kansas City 3:00  
 L.A. Rams at Chicago 12:00  
 New England at Buffalo 1:00  
 N.Y. Giants at Philadelphia 4:00  
 San Diego at N.Y. Jets 1:00  
 Tampa Bay at Washington 1:00  
 L.A. Raiders at Seattle 5:00

**MONDAY, DECEMBER 19**  
 Dallas at New Orleans 8:00

**SATURDAY, DECEMBER 24 (17th WEEKEND)**  
**BUFFALO AT INDIANAPOLIS** 1:00  
 Arizona at Atlanta 1:00  
 Dallas at N.Y. Giants 1:00  
 Green Bay at Tampa Bay 1:00  
 Kansas City at L.A. Raiders 1:00  
 New England at Chicago 12:00  
 New Orleans at Denver 2:00  
 N.Y. Jets at Houston 3:00  
 Philadelphia at Cincinnati 1:00  
 Pittsburgh at San Diego 1:00  
 Seattle at Cleveland 1:00  
 Washington at L.A. Rams 1:00  
 Detroit at Miami 8:00

**MONDAY, DECEMBER 26**  
 San Francisco at Minnesota 8:00




## 1994 PLAYING RULES

---

At its annual meeting, the NFL took significant measures to strengthen offensive football for 1994. After an in-depth study by special meetings of head coaches and the Competition Committee, member clubs adopted several new playing rules. In addition, longstanding policies affecting offensive production were re-emphasized and refined.

- **Chunking Rules.** The policy which governs chunking and other contact by defensive players with offensive receivers will be strictly enforced. Evidence showed that receivers were being unfairly restricted both with the five-yard chunking zone and farther downfield.
- **Roughing-the-Passer Rules.** Like the chunking rules, roughing the passer has been re-defined and will be strictly enforced. Officials will emphasize fouls when defensive players unnecessarily punish a passer (e.g., stuffing him into the ground or driving him down after he has thrown the ball). Formerly the defender was given one step after the passer completed his throwing motion (often with the arm far forward or at his waist). That will be changed to after the pass is released.
- **Coach-to-Quarterback Radio.** Coaching staffs will send in offensive plays to the quarterback by a radio equipped with a scrambling device. These benefits will result for the offensive team: 1) uniformly easy-to-understand signals, 2) signals secure from eavesdropping or other observation, 3) ease of communication when the ball is at an extreme end of the field, 4) better time management between plays, 5) better understanding by quarterbacks in noisy environments.
- **Deeper Alignment for Offensive Lineman.** Offensive lineman now may line up deeper off the ball, provided their helmets pass through an imaginary plane at the center's beltline (formerly the numeral on his jersey). This will promote better protection against pass rushers and allow linemen to easily see the snap of the ball (particularly helpful when crowd noise is high).
- **Restrictions on Defensive Players.** If a defensive player enters the neutral zone and causes the offense to move, a foul will be called on the defense (formerly an offensive foul and only a warning to defense).
- **Kickoff from 30.** The kickoff spot will be moved back to the 30-yard line, and a tee no higher than one inch may be used. Although this should produce more kickoff returns, often a highly exciting play, the main benefit will be better field position for the offense.
- **Two-Point Conversion.** After a touchdown, the ball will be placed on the two-yard line and offensive teams will have the choice of kicking for one point, or running or passing for two. The possibility of an "eight-point touchdown" will help teams behind to catch up.
- **Spot of Missed Field Goals.** Missed field goals attempted from beyond the 20-yard line will be brought back to the spot of the kick (formerly the line of scrimmage). It is expected that this approximately seven-yard difference will affect coaching strategy and keep the emphasis on first downs and touchdowns.







# MARSH<sup>®</sup>

WHEN IT COMES TO MEATS...  
MARSH HAS MORE CHOICES  
TO MAKE YOU SMILE




**U.S.D.A. PRIME &  
CHOICE BEEF**



**FEDERALLY  
INSPECTED  
PORK**

**GRADE 'A'  
POULTRY**



YOU WILL BE SATISFIED WITH THE  
FRESHNESS OF OUR MEATS OR  
**DOUBLE YOUR MONEY BACK**  
**GUARANTEED!**